



FRESNO STATE FOOTBALL

- 2017 GAME NOTES -

Football Contact: Matt Burkholder, Director of Communications

Office: 559-278-6186 (direct)

Cell: (559) 862-3771

Twitter: FresnoStateFB

E-mail: mburkholder@csufresno.edu

Website: gobulldogs.com

Instagram: Fresno_State_Football

Secondary Football Contact: Josh Mitchell, Assistant Director of Communications

Office: 559-278-7301 (direct)

Cell: (559) 389-1960

E-mail: jomitchell@csufresno.edu

Fresno State (2-2, 1-0 MW) at San Jose State (1-5, 0-2 MW)

Game No. 5 / MW Game No. 2

Oct. 7, 2017 • CEFCU Stadium (30,456) - San Jose, Calif. / 4:30 p.m. PT

Radio: 940 AM ESPN/1600 AM ESPN Deportes | TV: ESPN3/Watch ESPN | Live Stats: gobulldogs.com

QUICK FACTS

COACHES:

Jeff Tedford (Fresno State, 1992)

Fresno State Record..... 2-2

Career Record..... 84-59

Brent Brennan (UCLA, 1996)

San Jose State Record..... 1-5 (1st season)

Career Record..... Same

SERIES: Fresno State leads 40-37-3

OFFENSIVE QUICK FACTS:

	Fresno St.	San Jose St.
Scoring	33.2	15.8
Rushing	141.8	117.8
Passing	284.0	203.3
Total	425.8	321.2
KO Return	22.6	17.6
3rd Down Conv.	33%	29%
4th Down Conv.	2/4	3/9

DEFENSIVE QUICK FACTS:

	Fresno St.	San Jose St.
Scoring	27.5	44.5
Rushing	107.0	290.0
Passing	232.0	217.0
Total	339.0	507.0
Net Punting	32.9	37.4
Opp. 3rd Down Conv.	30%	44%
Opp. 4th Down Conv.	1/6	9/9

* Stats reflect through Oct. 1, 2017

Media Coverage

TV: ESPN3/Watch ESPN

Play-by-Play: Drew Fellios; Analyst: Forrest Conoly; Sideline: None

RADIO: 940 AM ESPN Radio; Gameday Live (1:30 p.m.); Pregame Show (3:30 p.m.)

Play-by-Play: Paul Loeffler; Analyst: Pat Hill; Sideline: Cameron Worrell

ESPN Deportes (1600 AM) in Spanish

Play-by-Play: Jesse Beltran; Analyst: Octavio Duarte; Sideline: Nicolas Madrigal

Headlines

→ On Saturday, the 'Dogs will look to bring home "The Valley Trophy", a traveling rivalry trophy between the schools that was created in 2013. It is currently in possession of the Spartans thanks to their 16-14 victory last season at Bulldog Stadium.

→ Fresno State's series with San Jose State dates back to 1921 and is the longest-running series the Bulldogs have against any other school in the country. The Bulldogs hold the all-time advantage, 40-37-3.

→ The Bulldogs have started Mountain West play 1-0 for the first time since 2014, each time the 'Dogs have opened MW play with a win since joining the conference, they ended the season as the conference champion or in the championship game.

→ Fresno State made a change at quarterback last time out, bringing in Oregon State transfer and Dinuba, Calif. native Marcus McMaryion. He is the first Bulldog QB to earn a win in his starting debut in the MW era.

→ Six Bulldogs saw their first career starts vs. Nevada, bringing the season total to 13 to have received their first starts at Fresno State.

→ With the first-time participation of Richard Cage last time out, 34 Bulldogs have now seen their first game action while at Fresno State this season.

→ Stat to watch: the Spartans enter the game with the 126th ranked rush defense in the nation, allowing 290.0 yards per game, Fresno State has not reached 290 yards rushing or more in a game since Sept. 20, 2014.

→ With seven turnovers gained through four games, Fresno State is on pace to surpass its turnovers gained total from each of the past three seasons (9 in 2016; 20 in 2015; 20 in 2014).

2017 FRESNO STATE SCHEDULE

Date	Opponent	Opponent Ranking*	Time/Result	Record	Series	Note
Sept. 2	Incarinate Word	-	W, 66-0	0-4	1-0	'Dogs pitch first shutout since 2009 in Tedford's debut
Sept. 9	at Alabama [ESPN2]	#1/#1	L, 41-10	5-0	0-1	Fresno State drops to 0-3 all-time against No. 1 ranked teams
Sept. 16	at Washington [PAC-12 Net.]	#6/#5	L, 48-16	5-0	1-3	The 'Dogs post double-digit TFLs for first time since 2014
Sept. 30	Nevada^ [AT&T/ROOT]	-	W, 41-21	0-5	28-20-1	Fresno State outgains Wolf Pack 504-314 in McMaryion's debut
Oct. 7	at San Jose State^ [ESPN3]	-	4:30 p.m.	1-5	40-37-3	The 'Dogs are seeking their first MW win at Spartan Stadium (0-2)
Oct. 14	New Mexico^# [AT&T/ROOT]	-	7 p.m.	3-2	11-4	FS has won 5-straight in series - longest win streak against any MW team
Oct. 21	at San Diego State^ [CBSSN]	#19/#21	7:30 p.m.	5-0	23-29-4	FS holds a 1-1 record in trips to San Diego since joining the MW
Oct. 28	UNLV^ [AT&T/ROOT]	-	7 p.m.	2-2	13-6	The Bulldogs have not lost to the Rebels at home since 1983
Nov. 4	BYU [ESPN Networks]	-	TBA	1-4	5-5	'Dogs are 3-2 at home in the series; last hosted BYU in 1998 (W, 31-21)
Nov. 11	at Hawai'i^	-	8 p.m.	2-3	26-22-1	FS has won 4-straight at Hawai'i, last loss vs. UH on the Islands was in 2007
Nov. 18	at Wyoming^ [AT&T/ROOT]	-	11 a.m.	3-2	5-5	Last visit to Laramie was in 2013; the No. 17 Bulldogs won 48-10
Nov. 25	Boise State^ [CBSSN]	-	12:30 p.m.	2-2	5-13	FS and BSU to face off for first time since 2014 MW Championship Game

Key: *AP Poll/USA Today Coaches Poll (2017 week 6 rankings); ^ MW Game; # homecoming

REFERENCE: "Fresno State" (never: FSU, FRES, CSUF, Fresno State University or just "Fresno"); ABBREVIATIONS: Fresno St. or FS



MEDIA INFORMATION

Media Availability

Interviews for Bulldog players and coaches will be coordinated through the Fresno State Athletics Communications Office 24 hours in advance to ensure availability.

Contact Matt Burkholder at (559) 278-6186 to make arrangements for interviews with student-athletes and coaches. Freshmen (both true and redshirt) along with any other newcomers to the program will not be allowed to do interviews until after they play in their first game, per team rules.

In-Season Media Interview Schedule

Sunday:

No media.

Monday:

Head Coach Jeff Tedford weekly press conference.

Tuesday:

Players day: players after practice.

Wednesday/Thursday:

Head Coach Jeff Tedford and assistants after practice.

Friday:

No media.

Saturday:

Post-game only.

Weekly Media Conference

Fresno State's weekly media conference will be held at 11 a.m. in the Josephine Theater inside the Duncan Building on Mondays during the football season. The press conference is open to credentialed members of the media only. The media conference can be viewed live via the Mountain West Network.

ESPN Coaches Show

The weekly radio show airs live on ESPN Radio (940 AM) with host Paul Loeffler. The Dog House Grill on Shaw Ave. hosts the show from 6-7 p.m. each Wednesday of a game week.

Football Email List

If you would like to be added to the Bulldog football email list to receive breaking news about the team, please contact Matt Burkholder.

Fresno State Athletics Communications

5305 N. Campus Drive NG 27

Fresno, CA 93740

Phone: (559) 278-6873

Fax: (559) 347-9415

Tickets: (559) 278-DOGS (3647)

Press Box: (559) 278-5959

ATHLETICS COMMUNICATIONS:

FB Contact.....Matt Burkholder

Email.....mburkholder@csufresno.edu

Office.....559-278-6186

Cell.....559-862-3771

Secondary Contact.....Josh Mitchell

Email.....jomitchell@csufresno.edu

Office.....559-278-7301

Cell.....559-389-1960

gobulldogs.com

collegepressbox.com
SINCE 2005 EVERYTHING BUT THE PRE-GAME MEAL

Scouting San Jose State

One of only two programs (UMass) to have already played six games this season, San Jose State is off to a 1-5 start and an 0-2 mark in the Mountain West. SJSU is 1-2 at home and 0-3 on the road, picking up its lone win of the season in week two at home versus FCS opponent Cal Poly 34-13.

SJSU is giving up 44.5 points per game while producing just 15.8 points per game. The offense is averaging 321.2 yards per game of total offense (203.3 passing/117.9 rushing) and the defense is allowing 507.0 yards per game (290.0 rushing/217.0 passing). The unit has committed 21 turnovers, tossing nine interceptions and losing 12 fumbles. The SJSU defense has forced nine turnovers, six fumbles (seventh in the nation) and three interceptions.

Sophomore quarterback Josh Love, who started the Spartans first two games as well as their last two games, leads the team with 772 yards passing (sixth in MW). Freshman gunslinger Montel Aaron, who made his first two career starts in games three and four of the season, has tossed 408 yards through the air. Aaron departed the Spartans' contest at Utah with an injury and has not returned to action. On the ground, the Spartans have produced one rushing touchdown, that coming from sophomore running back Zamore Zigler, who leads the team with 240 yards. Sophomore wide receiver Bailey Gaither is the leading pass catcher, who ranks eighth in the conference with 314 receiving yards. With 21 receptions on the season, Gaither's 15.0 yards per reception also ranks eighth in the league and his 52.3 yards per game check in 10th in the conference.

Junior linebacker Frank Ginda leads the league and the nation in tackles per game with 14.5 stops per game as he already has 87 total tackles on the season. Senior linebacker William Ossai ranks second in the MW in tackles for a loss with 7.5 and is one of three Spartans with a team-best two sacks.

Series History vs. San Jose State

Fresno State's series with San Jose State dates back to 1921 and is the longest-running series the Bulldogs have against any other school in the country. This will be the 81st meeting between the Bulldogs and Spartans. The next closest rivalry the Bulldogs have is against San Diego State, who Fresno State has faced 56 times. From 1991 through 2005 the Bulldogs reeled off 12-straight wins over SJSU and won 16-of-17 going all the way up through 2010. However, SJSU has defeated Fresno State four times since 2011. The Bulldogs' last win vs. SJSU was their 2014 matchup at Bulldog Stadium, a 38-24 win.

→ The Valley Trophy, a traveling rivalry trophy between the schools that was created in 2013, is on the line this weekend. It is currently in possession of the Spartans thanks to their 16-14 victory last season at Bulldog Stadium.

→ Fresno State has won 17 of the last 22 meetings against San Jose State going back to 1991.

→ 2012 was the only season the two did not face off in the last 21 years (1996-Pres.).

Jeff Tedford vs. the Spartans, player and coach

As the Bulldogs' quarterback in 1981 and 1982, Jeff Tedford went 1-1 against the Spartans. San Jose State was victorious, 65-33, at Bulldog Stadium in 1981, but the 'Dogs returned the favor in 1982 behind the senior quarterback in 1982, defeating San Jose State on the road, 39-27. Tedford also saw the Spartans five times as a coach, 1987-88 as a volunteer assistant, and three times while the Bulldogs' offensive coordinator in the mid 90's. In 1998, during his first year as the OC with the Oregon Ducks, he faced off against San Jose State, but that was the last time as Cal never played San Jose State during his tenure there from 2002-12.

2017 SJSU GAME RESULTS

Aug. 26: L, 42-22 vs. #21 USF

Sept. 2: W, 34-13 vs. Cal Poly

Sept. 9: L, 56-0 at Texas

Sept. 16: L, 54-16 at #24 Utah

Sept. 23: L, 61-10 vs. Utah State

Sept. 30: L, 41-13 at UNLV

At Fresno State (5-2)

1981 - L, 65-33 (H)

1982 - W, 39-27 (A)

1987 - L, 20-16 (H)

1988 - W, 17-15 (A)

1994 - W, 45-13 (H)

1996 - W, 28-18 (H)

1997 - W, 53-12 (A)

At Oregon (1-0)

1998 - W, 58-3 (H)





Hard to judge

Between Fresno State playing two home game against FCS Incarnate Word (0-4) and a winless Nevada (0-5) and two road games against two national powers in top 10 opponents, Alabama (5-0) and Washington (5-0), the jury is still out on these Bulldogs, but a win on the road against their longest rival and conference opponent may be just what the 'Dogs need to prove the doubters wrong.

→ At home ...

Fresno State racked up 613 yards of offense in its season opening win, the most offense produced by a FS squad since posting 680 yards on Sept. 20, 2014 vs. Southern Utah. The 'Dogs also enjoyed their largest margin of victory since October 5, 1991 when they defeated New Mexico 94-17. The 'Dogs also managed to post the largest margin of victory of all teams during week 1 of the college football weekend.

The offense made its mark with 11 chunk plays (20-plus yard plays), including 10 through the air and one on the ground. Fresno State had not posted double-digit chunk plays since Derek Carr's 2013 team that registered 13 chunk plays (2 rush/11 pass) at San Jose State. The Bulldogs' offense also flashed back to Carr's Senior Night by scoring the most points in a game since November 23, 2013 when they piled on 69 in a 41-point win over New Mexico.

The Bulldogs raced out to a 31-0 second quarter lead on Nevada to start conference play last weekend. Fresno State's 41-21 win was manufactured behind 504 yards total offense and three turnovers produced by the secondary. Nevada posted 14 of its points in the final minute of the second quarter, but after the intermission, the Bulldogs' defense toughened up and limited Nevada to 19 yards total offense and zero first downs in the third quarter as Fresno State to paved the way for the victory. Fresno State registered their largest margin of victory in a conference opener since 2011.

→ On the road...

As of Oct. 1, Alabama owns the nation's top 10 scoring offense (8th), scoring defense (1st) and total defense (6th), while Washington owns top 10 marks in the same categories: scoring offense (10th), scoring defense (4th) and total defense (8th).

In those two road games, Fresno State averaged 293.0 yards of offense per game and allowed 458.5 yards per game. An area where the Bulldogs excelled was in clock management, owning the time of possession average, 31:07 to 28:53. Fresno State's offense tallied 18 first downs in each of its games against Bama and UW. An improvement from 2016 as the 'Dogs posted just six games with 18 or more first downs.

Did you know: Fresno State scored more points in its trip to Tuscaloosa on Sept. 9 than Alabama has allowed to its first two SEC opponents to start conference play. (10-3).

Tedford vs. current members of the Mountain West

- In his 11th all-time game against a Mountain West opponent, Coach Tedford will be a head coach against San Jose State for the first time.
- Prior to starting his tenure as a MW coach last time out vs. Nevada, during Tedford's tenure at Cal from 2002-12, he squared off with four MW foes: Colorado State and Air Force three times each, Nevada twice and Fresno State once.
- Tedford defeated Air Force twice (2004, 2007), Colorado State twice (2007, 2008), Fresno State in 2011 at Candlestick Park in San Francisco, and as a the head coach of the Bulldogs, dispatched Nevada 41-21 in the MW opener.
- He was 5-4 as the coach of Cal against the current 12 MW football members, and 1-0 at FS.

Fresno State's MW history with openers

Year	Opponent	Outcome	End of year Result
2012	San Diego State	W, 52-40	T-1st
2013	Boise State	W, 41-40	1st (West)/Won MW Championship Game
2014	New Mexico	W, 35-24	T-1st (West)/Lost MW Championship Game
2015	San Jose State	L, 49-23	T-4th (West)
2016	UNLV	L, 45-20	6th (West)
2017	Nevada	W, 41-21	?

QUICK FACTS

GENERAL INFORMATION:

Location.....	Fresno, Calif.
Founded.....	1911
Enrollment.....	24,500
President.....	Dr. Joseph I. Castro
Director of Athletics.....	Jim Bartko
Senior Woman Administrator.....	Carrie Coll
Colors.....	Red and Blue
Nickname.....	Bulldogs
Conference.....	Mountain West

TEAM HISTORY:

First Year of Football.....	1921
Seasons.....	95
All-Time Record.....	590-420-27
All-Time Home Record.....	371-173-14
All-Time Away Record.....	208-230-13
All-Time Neutral Record (not including bowl games).....	0-2
All-Time Bowl Record.....	11-15
All-Time Mountain West Games Only.....	21-19
Conference Championships.....	27
Last Conference Championship ...	2013-Mountain West
Bowl Appearances.....	26
Last Bowl.....	2014-Hawai'i Bowl
All-America Selections.....	117
First-Team All-Americans.....	18

STADIUM INFORMATION:

Name.....	Bulldog Stadium (41,031)
Surface.....	FieldTurf
Completed.....	1980 (Beginning 37th Full Season)
First Game.....	Nov. 25, 1980 vs. Montana State
Record in Stadium.....	170-54-2
Largest Crowd.....	42,881 (5x in 2001)
Number of 40,000-plus crowds.....	33
Last 40,000-plus crowd 9/13/14 vs. Nebraska (41,031)	
Press Box Phone.....	(559) 278-5959

TEAM INFORMATION:

2016 Overall Record.....	1-11
2016 Mountain West Record (Finish).....	0-8 (6th, west division)
2016 Bowl.....	Did not qualify
2016 Final Ranking.....	Unranked
Starters Returning/Lost.....	17/8
Offense: 9/2 Defense: 6/5 Special Teams: 2/1	
Lettermen Returning/Lost.....	37/21
Offense: 16/8 Defense: 18/11 Special Teams: 3/2	
Base Offense.....	Pro-Style
Base Defense.....	4-3





AROUND THE MOUNTAIN WEST

2017 MW Standings

Mountain Division	MW		Overall	
	W	L	W	L
Utah State	1	0	3	2
Colorado State	1	0	3	2
Wyoming	1	0	3	2
Boise State	1	0	2	2
New Mexico	1	1	3	2
Air Force	0	2	1	3

West Division	MW		Overall	
	W	L	W	L
San Diego State	1	0	5	0
UNLV	1	0	2	2
Fresno State	1	0	2	2
Nevada	0	1	0	5
Hawai'i	0	2	2	3
San Jose State	0	2	1	5

Mountain West Records

(Since Fresno State Joined MW in 2012)

	MW		Overall	
	W	L	W	L
San Diego State	33	8	51	21
Boise State	32	9	52	18
Colorado State	25	16	38	29
Air Force	21	20	37	31
Fresno State	22	19	32	36
Utah State	20	13	31	26
Nevada	18	23	30	38
Wyoming	17	24	26	40
New Mexico	16	26	30	38
San Jose State	14	21	20	34
UNLV	14	27	20	46
Hawai'i	8	34	19	49

* denotes team joined MW in 2013

Mountain West Records - Home Games only

(Since Fresno State Joined MW in 2012)

	Overall		
	W	L	Pct.
Boise State	30	4	.882
San Diego State	29	8	.784
Utah State	20	6	.769
Air Force	25	8	.756
Colorado State	22	9	.710
Fresno State	22	11	.667
Wyoming	19	16	.543
Nevada	17	15	.531
San Jose State	12	12	.500
New Mexico	18	18	.500
Hawai'i	15	21	.417
UNLV	14	20	.412

A new leader of the offense

After sophomore quarterback Chason Virgil led the Bulldogs under center for the first three games of the season, junior Marcus McMaryion made his first career start for the 'Dogs on Saturday night against Nevada.

Season Quarterback Stats					
QB	C-A-I	Yds.	TD	Lng.	
McMaryion	45-62-1	531	4	63	
Reyna	DNP	-	-	-	
Virgil	48-83-2	524	3	40	

→ McMaryion saw 73 snaps on offense for the Bulldogs on Saturday after only seeing a combined 70 snaps in the 'Dogs first three games. McMaryion was 20-of-23 passing in the opening half, missing three attempts on two drops and a throwaway. He passed for 260 yards and two TDs that half and had the 'Dogs on top 31-14 at the break. He recorded 36 yards passing in the second half while the rushing attack manufactured 156 yards to ice the game.

→ QB Newcomers...

- Marcus McMaryion joined the group late in fall camp, August 12, after transferring from Oregon State where he completed his undergraduate degree. The Dinuba, Calif. native played in 13 games as a Beaver, starting seven, while totaling 1,689 yards and 11 touchdowns. Last year, McMaryion started the last six games of the season which included back-to-back wins to end the year against Arizona and Oregon. He threw for 1,286 yards and 10 touchdowns in eight games on the year.

- Jorge Reyna, head coach Jeff Tedford's first commitment after taking the job, was the Metro League Offensive Player of the Year in 2016 after passing for 3,646 yards and 39 touchdowns at West Los Angeles College. He led all California junior colleges in completions, completion percentage and passing yards per game prior to joining the Bulldogs in the spring.

- The 'Dogs also added freshmen Kyle Lindquist and Brent Bailey to the depth chart

→ Of the five quarterbacks on the Fresno State roster, Virgil is the only Bulldog in the group that was a member of the team a season ago. He started 10 games in 2016, and one in 2015.

First-time starting quarterbacks

Since the Bulldogs moved into the Mountain West in 2012, seven different quarterbacks have made their first career start as Bulldogs. Marcus McMaryion became the first one to win his starting debut.

2014

Brian Burrell: Lost starting debut, 52-13 at No. 15 USC. Went 6-7 in career as a starter.

Zack Greenlee: Lost starting debut, 45-17 vs. Wyoming. Went 2-4 as the starter.

2015

Chason Virgil: Lost starting debut, 45-24 vs. No. 21 Utah. Has posted a 2-12 mark as a starter.

Ford Childress: Lost starting debut, 49-23 at SJSU. Went 0-1 starting.

Kilton Anderson: Lost starting debut, 56-14 vs. Utah State. Went 1-4 as a starter.

2016

Zack Kline: Lost starting debut, 14-13 vs. Hawai'i. Went 0-2 as a starter.

2017

Marcus McMaryion: Won starting debut, 41-21 vs. Nevada. Currently, 1-0 as a starter.

Continuity on the offensive line

With 65 career starts along the offensive line entering the season, Fresno State has allowed just four sacks through four games in 2017. The 1.0 sack allowed per game ranks No. 12 in the FBS and No. 2 in the MW. Ranking 96th with 2.58 sacks allowed per game in 2016, this year's group which features only one first-time starter, and has started all four games together in 2017, has held up against two team's which ranked in the top 20 in 2016 in team sacks.

→ Three of the Bulldogs' sacks allowed came to Alabama (2) and Washington (1), two teams that combined for 94 sacks in 29 games in 2016.

SEASON STARTS BY POSITION - OFFENSIVE LINE (ACTIVE PLAYERS)

	2017	2016	2015
Left Tackle	Christian Cronk (4)	Christian Cronk (12)	
Left Guard	Netane Muti (4)	Aaron Mitchell (4)	Aaron Mitchell (12)
		Logan Hughes (5)	
Center	Aaron Mitchell (4)	Aaron Mitchell (8)	
Right Guard	Micah St. Andrew (4)	Micah St. Andrew (12)	Micah St. Andrew (5)
Right Tackle	David Patterson (4)	David Patterson (12)	





First time participation/true freshmen starters

- Thirty-four Bulldogs have seen their first game action while at Fresno State this season.
- 13 players have seen their first career starts in a Bulldog uniform this season.
- 17 freshmen have seen action for the first time, including seven true freshmen.

First Time Starters

1. RB Ronnie Rivers (Fr.)
2. RB Jordan Mims (Fr.)
3. OL Netane Muti (RFr.)
4. DB Juju Hughes (So.)
5. DB Jaron Bryant (So.)
6. TE Jared Rice (So.)
7. LB Jeffrey Allison (So.)
8. LB George Helmuth (Jr.)
9. QB Marcus McMaryion (Jr.)
10. RB Deonte O'Neal (Jr.)
11. WR Namani Parker (Jr.)
12. LB Justin Green (Sr.)
13. DB Johnny Johnson Jr. (Sr.)

First Game Action

1. LB Richard Cage (Fr.)
2. DE Damien DeGruy (Fr.)
3. RB Jordan Mims (Fr.)
4. DB Arron Mosby (Fr.)
5. RB Ronnie Rivers (Fr.)
6. OL Syrus Tuitele (Fr.)
7. OL Quiroo Woodley (Fr.)
8. DT Kevin Atkins (RFr.)
9. TE Donte Coleman (RFr.)
10. LB Tainoa Foster (RFr.)
11. DB Kenny Gagnon (RFr.)
12. DE Kevin Jeanniton (RFr.)
13. RB Saevion Johnson (RFr.)
14. OL Netane Muti (RFr.)
15. RB Deonte Perry (RFr.)
16. LS Jacob Westberry (RFr.)
17. LB Andrew Wright (RFr.)
18. WR Derrion Grim (So.)
19. DT Keiti Iakopo (So.)
20. DB Ka'Lonn Milton (RSo.)
21. OL Markus Boyer (Jr.)
22. WR Brian Burt (Jr.)
23. DB Sherman Coleman Jr. (Jr.)
24. WR Anthony Grayson (Jr.)
25. TE Gunner Javernick (Jr.)
26. DE Kwami Jones (Jr.)
27. LB Kesomi Mafi (Jr.)
28. DB Maamaloa Mafi (Jr.)
29. QB Marcus McMaryion (Jr.)
30. DE Emeka Ndoh (Jr.)
31. WR Namani Parker (Jr.)
32. OL Shane Game (R Jr.)
33. DB Johnny Johnson Jr. (Sr.)
34. DB Ronnie Manning (Sr.)

- In 2016, Fresno State had 30 players see their first game action (seven true freshman).
- In 2015, Fresno State had 30 players see their first game action (four true freshmen).
- In 2014, Fresno State had 22 players see their first game action (eight true freshmen).

Bulldogs' running backs time to shine

The 'Dogs running back group looks to take advantage of a poor San Jose State run defense on Saturday as the Spartans enter the game with the 126th ranked rush defense in the nation, allowing 290.0 yards per game.

Fresno State, who rushed for a season-high 199 in the season opener against Incarnate Word, has not reached 290 yards rushing or more in a game since Sept. 20, 2014 when the 'Dogs ran for 389 yards against Southern Utah.

Spartan opponents finding luck on 4th downs

The six San Jose State opponents have combined to go a perfect 9-for-9 on fourth down conversions this season. The Spartans are one of only five teams in the nation (Air Force, Iowa State, UL-Monroe and Florida State) who have yet to stop a fourth down.

The Bulldogs are currently 2-for-4 on the season on fourth down attempts after successfully converting both attempts on Saturday against the Wolf Pack.

Opening drive success

After a 71-yard kickoff return by Jamire Jordan set up the Bulldogs in fantastic field position, a quick four-play, 29-yard drive ended with McMaryion finding KeeSean Johnson in the endzone for a touchdown to give the Bulldogs an early 7-0 lead.

It was the first time the 'Dogs scored on their opening drive of the game since Sept. 24, 2016 against Tulsa when Jordan ran home a 44-yard scoring scamper on the Bulldogs first play from scrimmage.

George Helmuth coming on strong

- After entering the season with 24 career tackles, primarily on special teams, in his first two seasons as a Bulldog, junior linebacker George Helmuth has broken out defensively for the 'Dogs through the first four games of 2017. He earned his first career start vs. Nevada.

- Entering Saturday's contest with nine stops on the season, Helmuth made a career-high 10 tackles in the Bulldogs 41-21 win over Nevada, adding four solo stops and one tackle for a loss of nine yards as well as his second career sack.

- He is currently second on the team in tackles, tackles for loss and sacks, and is one of three Bulldogs to have forced a fumble this season.

THE MOUNTAIN WEST

2017 MW Predicted Order of Finish (announced July 25)

West Division	1st-place votes	Points
1. San Diego State	28	168
2. Hawai'i	-	135
3. UNLV	-	105
4. Nevada	-	79
5. San Jose State	-	54
6. Fresno State	-	47

Mountain Division	1st-place votes	Points
1. Boise State	21	161
2. Colorado State	6	135
3. Wyoming	1	114
4. Air Force	-	82
5. New Mexico	-	68
6. Utah State	-	28

2017 Mountain West Football Preseason All-Conference Team

OFFENSE

QB	Josh Allen**	Jr.	Wyoming
WR	Michael Gallup*	Sr.	Colorado State
WR	Devonte Boyd	Sr.	UNLV
RB	Rashaad Penny*	Sr.	San Diego State
RB	Tyrone Owens	Jr.	New Mexico
OL	Jake Bennett**	Sr.	Colorado State
OL	Austin Corbett**	Sr.	Nevada
OL	Dejon Allen**	Sr.	Hawai'i
OL	Aaron Jenkins	Jr.	New Mexico
OL	Mason Hampton	Sr.	Boise State
TE	David Wells**	Sr.	San Diego State

DEFENSE

DL	David Moa*	Jr.	Boise State
DL	Malik Reed**	Jr.	Nevada
DL	Garrett Hughes*	Sr.	New Mexico
DL	Mike Hughes, Jr.	Sr.	UNLV
LB	Jahlani Tavai*	Jr.	Hawai'i
LB	Logan Wilson	So.	Wyoming
LB	Frank Ginda	Jr.	San José State
DB	Andrew Wingard*	Jr.	Wyoming
DB	Andre Chachere*	Sr.	San José State
DB	Tyler Horton	Jr.	Boise State
DB	Trayvon Henderson	Sr.	Hawai'i

SPECIALISTS

P	Michael Carrizosa	Sr.	San José State
PK	John Baron II*	Jr.	San Diego State
RET	Rashaad Penny*	Sr.	San Diego State

Offensive Player of the Year:

Josh Allen, Jr., QB, Wyoming

Defensive Player of the Year:

Andrew Wingard, Jr., DB, Wyoming

Special Teams Player of the Year:

Rashaad Penny, Sr., KR, San Diego State

* - Member of the 2016 All-MW First Team

** - Member of the 2016 All-MWT Second Team





GAME-BY-GAME

2017 OFFENSE GAME-BY-GAME RUSHING

Game	Att.	Yds.	TD	Long
UIW	40	199	4	30
@ALA	22	58	0	15
@UW	31	119	0	19
NEV	38	192	1	19
@SJSU				
UNM				
@SDSU				
UNLV				
BYU				
@UH				
@WYO				
BSU				

PASSING

Game	Passes	Yds.	TD	Long
UIW	23	414	4	65
@ALA	41	216	1	30
@UW	36	194	1	23
NEV	32	312	3	63
@SJSU				
UNM				
@SDSU				
UNLV				
BYU				
@UH				
@WYO				
BSU				

2017 DEFENSE GAME-BY-GAME RUSHING DEFENSE

Game	Att.	Yds.	TD	Long
UIW	27	-30	0	11
@ALA	39	305	3	55
@UW	30	92	2	28
NEV	23	61	1	14
@SJSU				
UNM				
@SDSU				
UNLV				
BYU				
@UH				
@WYO				
BSU				

PASSING DEFENSE

Game	Passes	Yds.	TD	Long
UIW	31	155	0	34
@ALA	27	192	2	24
@UW	28	328	4	73
NEV	31	253	2	40
@SJSU				
UNM				
@SDSU				
UNLV				
BYU				
@UH				
@WYO				
BSU				

SACKS/TFLS

Game	Sacks	Yds.	TFL	Yds.
UIW	2	20	9.0	45
@ALA	1	8	4.0	19
@UW	1	6	10.0	25
NEV	3	23	5.0	31
@SJSU				
UNM				
@SDSU				
UNLV				
BYU				
@UH				
@WYO				
BSU				

Kickoff Returns

It has been nine seasons or 111 games since Fresno State's last kickoff return for a touchdown, but Fresno State has shown a steady improvement in its explosiveness over the last few seasons. The 'Dogs are averaging over 22 yards per return for the first time since 2010.

→ The last kickoff return for a touchdown was a 92-yard TD by A.J. Jefferson on Nov. 7, 2008 against Nevada.

→ The Bulldogs' longest kickoff return since A.J. Jefferson's 92-yard TD return happened last time out when Jamire Jordan returned the game's opening kickoff 71 yards vs. Nevada.

→ Prior to Jamire Jordan's 71-yard kickoff return, Da'Mari Scott owned the best return, a 66-yard kickoff return at San Jose State in 2015.

Fresno State on Kickoff Returns - Last 10 Years -

Year	National Rank	Avg.	TDs
2017	45	22.5	0
2016	52	21.5	0
2015	80	20.2	0
2014	111	18.9	0
2013	101	19.1	0
2012	69	21.2	0
2011	82	20.5	0
2010	42	22.5	0
2009	70	21.5	0
2008	19	23.9	1

I'll be there

Since their respective redshirt freshman seasons, both in 2015, juniors KeeSean Johnson and Jamire Jordan have been steady pass catchers for Bulldog quarterbacks. Both wide outs have one career game without a catch - Johnson's zero catch game was his second career game (at Ole Miss in 2015) while Jordan went without a catch in a game for the first time in his career on Sept. 16 at Washington.

→ Johnson, with 26 consecutive games with at least one reception, is among a group of 17 individuals in the nation that carries a streak more than 25 games. Jordan's streak came to a halt after 26 consecutive games with at least one catch, which started in his collegiate debut on Sept. 3, 2015.

→ The Bulldogs are the only Mountain West team with two returning receivers (Johnson and Jordan) that had more than 45 catches last season.

2017 ACTIVE STREAK OF CONSECUTIVE GAMES WITH A RECEPTION

Player, School	Games
Allen Lazard, Iowa State	39
James Washington, Oklahoma State	37
Calvin Ridley, Alabama	35
Ryan Yurachek, Marshall	33
Jaylen Samuels, NC State	33
Phil Mayhue, Memphis	32
Christian Kirk, Texas A&M	31
Richie James, Middle Tennessee	29
Cody Thompson, Toledo	29
Anthony Miller, Memphis	29
Courtland Sutton, SMU	29
Jonathan Duhart, Old Dominion	28
Jalen McCleskey, Oklahoma State	27
Deon Cain, Clemson	27
Emanuel Thompson, Troy	27
KeeSean Johnson, Fresno State	26
D.J. Moore, Maryland	25

Locking down on third down

When the Bulldogs have needed to get stops this season, they have been one of the stoutest in the Mountain West, ranking first with an opposing conversion rate of 30.0 percent, a stat which ranks No. 27 in the FBS. Incarnate Word went 3-of-16 on third down in the Bulldogs' opener, Fresno State stopped No. 1 Alabama six times (4-of-10) on third down and four times (3-of-7) at No. 6 Washington. Back at home last time out, Nevada went 5-of-17 in converting on third down.

→ On the flip side, the Bulldogs' offense went 1-of-11 against Nevada on third downs, a stat they look to turnaround against a Spartans' squad that is allowing its opponents to convert 44 percent of the time, which ranks 105th nationally.

Walking the talk

Junior wide receiver KeeSean Johnson entered the season as a Biletnikoff Award watch lister and traveled to Mountain West media days to represent Fresno State's offense. Highly touted during the preseason, Johnson has backed up that talk with production on the field over the first four games of the season, leading the team with 26 catches, 330 receiving yards and three touchdowns. The Palo Alto, California native manufactured team bests in receptions in three of the first four games - hauling in 6.5 receptions per game. Johnson has busted 100 yards in two of the season's first four games, and exploded for three first-half touchdowns against Nevada on Sept. 30 - tying a single-game career-high.

WHERE K. JOHNSON RANKS...

Receptions per game - 6.5: 26th FBS, 4th MW
Total Receiving yards - 330 yards: 58th FBS, 6th MW
Receiving yards per game - 82.5: 41st FBS, 5th MW
Receiving TDs - 3: 49th FBS, 5th MW





Staying discipline

The 'Dogs committed 6.33 infractions per game in 2016, which was 73rd nationally (No. 9 in MW). With Jeff Tedford and his staff preaching discipline in their first season, Fresno State has been moving in the right direction to improve in 2017. Off to unprecedented start in the first two games, just four penalties and 21 yards, the last two games have not gone quite as well. But regardless, with 18 penalties in their four games, the Bulldogs' rank 10th in the Football Bowl Subdivision. Fresno State's 136 penalty yards ranks sixth in the FBS and the team is 11th in penalty yards per game at 34.0.

→ The 'Dogs have committed 115 yards of its 136 penalty yards in its last two games.

Don't count on it

On Sept. 30, Fresno State defeated Nevada 41-21 despite turning the ball over three times. Since 2008, the Bulldogs are 11-17 in games while committing at least three turnovers.

→ The last time the Bulldogs lost three turnovers in a game and won was Sept. 3, 2015 in a 34-13 win versus Abilene Christian.

→ Fresno State has won seven games since 2008 by double-digits, and five by 20-plus points, when it has committed three or more turnovers.

→ Despite committing three turnovers in its last game against Nevada, including its first two fumbles of the season, Fresno State still ranks No. 25 in the FBS in turnovers lost.

No fly zone

With a revamped secondary which includes three first-time starters, defensive backs coach J.D. Williams' group has produced four interceptions on the year through the opening four games. With just one through the first three games, the secondary came up with three INTs against Nevada's air-raid attack. The 'Dogs are one interception shy of the team's 2016 total and five away from the 2014 and 2015 totals.

→ Against Nevada, sophomore Jaron Bryant became the first Bulldog since L.J. Jones on Sept. 28, 2013 to grab two interceptions in a game. With an 18-yard return for a touchdown on his first pick of the game, Bryant recorded the Bulldogs' first interception return for a touchdown since Shannon Edwards on Sept. 12, 2015.

→ With all four interceptions coming from defensive backs this season, that number surpasses the interception totals for Fresno State DBs in the 2016 season and matches the total from the 2014 season. The group is one shy of 2015 total.

Forcing turnovers

Under first-year defensive coordinator Orlando Steinauer, a coach who had a reputation in the Canadian Football League for producing turnover-hungry defenses, Fresno State has already forced seven turnovers through four games, two shy of the team's total during the entire 2016 season. The 'Dogs rank No. 61 in the FBS in turnovers gained, an increase of 65 spots from where they finished in 2016.

→ Fresno State is currently on pace to surpass its turnovers gained total from each of the past three seasons (9 in 2016; 20 in 2015; 20 in 2014).

Team Captains

Seniors Aaron Mitchell (OL) and Malik Forrester (DT) were named the Bulldogs' 2017 captains prior to the season opener. The duo will be the team's permanent captains while two others will be named on a game-by-game basis.

WEEK-BY-WEEK PENALTIES AGAINST

Sept. 2 vs. UIW: 3-for-15 yards
Sept. 9 at Alabama: 1-for-6 yards
Sept. 16 at Washington: 6-for-54 yards
Sept. 30 vs. Nevada: 8-for-61 yards

Date	Opponent	TOs	Margin of victory
9/30/17	Nevada	3	20
9/3/15	Abilene Christian	3	21
8/29/13	Rutgers	3	1
9/28/13	at Hawai'i	5	5
10/5/13	at Idaho	3	47
12/7/13	Utah State*	5	7
9/29/12	San Diego St.	4	12
10/2/10	Cal Poly	3	21
11/27/10	Idaho	4	3
10/24/09	at New Mexico St.	3	31
11/21/08	at San Jose St.	3	14

LAST YEAR IN REVIEW...

SAN JOSE STATE AT FRESNO STATE

Game Info:

Saturday, Nov. 26, 2016
Bulldog Stadium • Fresno, Calif.
Attendance: 20,991

Score by Quarters:

	1	2	3	4	FINAL
SJSU	7	0	6	3	- 16
Fresno St.	0	14	0	0	- 14

SCORING SUMMARY

(Third line: drive, TOP, Score SJ-FS)

SJSU	1st Q	00:41
CRAWLEY	8 yd pass from POTTER (CRAWFORD kick)	
2-11	0:25	7-0
FS	2nd Q	08:40
JAMES	1 yd run (KROENING kick)	
13-48	6:00	7-7
FS	2nd Q	05:45
KLINE	32 yd run (KROENING kick)	
3-56	0:56	7-14
SJSU	3rd Q	08:12
CRAWFORD	28 yd field goal	
12-59	5:09	10-14
SJSU	3rd Q	04:24
CRAWFORD	22 yd field goal	
7-23	3:31	13-14
SJSU	4th Q	06:25
CRAWFORD	23 yd field goal	
8-32	3:39	16-14

TEAM STATS

	San Jose St.	Fresno St.
First Downs	20	12
Rushing Att-Yards	48-211	41-96
Passing Cmp-Att-Yds	15-25-111	11-19-149
Total Plays-Yards	73-322	60-245
Passing (cmp-att-int-yds-TD):		
Fumbles-Lost	2-1	1-1
Penalties-Yards	3-12	2-30
Punts-Yards	5-203	7-221
Average	40.6	31.6
Net	37.2	27.3
Punt Returns (#-Yds-TD)	2-30-0	2-17-0
Kickoff Returns (#-Yds-TD)	3-63-0	1-19-0
Interceptions-Yards-TD	0-0-0	1-0-0
Fumble Ret-Yards-TD	0-0-0	0-0-0
Time of Possession	33:19	26:41
3rd Downs	6-of-15	5-of-14
4th Downs	0-of-1	0-of-2
Sacks By	4-17	2-12

INDIVIDUAL LEADERS

Rushing (att-yds-TD):

FS - Dontel James (8-42-1)
SJ - Deontae Cooper (26-126-0)

Passing (cmp-att-int-yds-TD):

FS - Zach Kline (10-17-0-145-0)
SJ - Kenny Potter (15-25-1-111-1)

Receiving Yards (no-yds-TD):

FS - Aaron Peck (6-63-0)
SJ - Justin Holmes (5-43-0)

Defense (ST-AT-TT-TFL-Sack):

FS - Stratton Brown (7-8-15-1.0-0.0)
SJ - Isaiah Irving (5-1-6-2.0-4.5)

Interceptions (no-yds-TD):

FS - Stratton Brown (1-0-0)
SJ - None

WEEK-BY-WEEK ELECTED CAPTAINS

Sept. 2: KeeSean Johnson/DeShawn Potts
Sept. 9: James Bailey/Da'Mari Scott
Sept. 16: Nathan Madsen/Kyle Riddering
Sept. 30: Robert Stanley/Micah St. Andrew





Return to roots

Did you know Jeff Tedford is one of 21 head coaches to be at the helm of his alma mater?

Head CoachAlma Mater	Head CoachAlma Mater
John Bonamego..... Central Michigan	Mike Neu..... Ball State
Troy Calhoun..... Air Force	Barry Odom..... Missouri
Paul Chryst..... Wisconsin	Mark Richt..... Miami
Pat Fitzgerald..... Northwestern	Nick Rolovich..... Hawaii
Mike Gundy..... Oklahoma State	Scott Satterfield..... Appalachian State
Jim Harbaugh..... Michigan	David Shaw..... Stanford
Bryan Harsin..... Boise State	Kalani Sitake..... BYU
Paul Haynes..... Kent State	Kirby Smart..... Georgia
Kliff Kingsbury..... Texas Tech	Jeff Tedford..... Fresno State
Sean Kugler..... UTEP	Matt Wells..... Utah State
Tim Lester..... Western Michigan	

Dogs with NFL Ties

When it comes to NFL lineage, 10 current Bulldogs have at least one relative who either played in or is currently playing in the NFL. Two 'Dogs, Austin Harper and Leavel Tatum III, each have two family members who have spent time in the league. The 12 players have combined for seven Pro Bowl selections and one All-Pro honor.

Markus Boyer – Mark Boyer (father) 8 seasons
 Austin Harper – T.J. Ward (cousin) 7 seasons, Terron Ward (cousin) 2 seasons
 Kyle Hendrickson – Steve Hendrickson (father) 7 seasons
 Keiti Iakopo – Kelly Talavou (cousin) 3 seasons
 Ronnie Manning – Ricky Manning (uncle) 7 seasons
 Talalemotu Mauga – Josh Mauga (brother) 7 seasons
 Ka'Lonn Milton – Kevin Hardy (uncle) 9 seasons
 Ronnie Rivers – Ron Rivers (father) 7 seasons
 Robert Stanley – Ronnie Stanley (brother) 1 season
 Leavel Tatum III – Jack Tatum (uncle) 10 seasons, Vestee Jackson (uncle) 8 seasons

Bulldogs in the NFL

Ten former 'Dogs are currently on active NFL rosters and here is a quick look at how each performed in Week 4.

Davante Adams, WR, Packers - Adams had 2 catches for 13 yards in the Packers' 35-14 win at home over Chicago on Thursday Night Football and caught his second touchdown of the season with a five-yard grab in the first quarter.

Derek Carr, QB, Raiders - Went 10-of-18 through the air for 143 yards and a touchdown in a 16-10 loss at Denver before forced to leave the game in the third quarter due to a back injury.

Chris Carter, LB, Redskins - Faces the Chiefs (3-0) on Monday Night Football.

Tyler Davison, DT, Saints - Had one tackle in a 20-0 win over Miami in London.

Bryce Harris, OL, Saints - Released by the Saints on Sept. 25.

Ben Jacobs, LB, Panthers - Did not record statistics in a 33-30 win at home to New England.

Curtis Riley, DB, Titans - Recorded four tackles in a 57-14 defeat on the road at Houston.

Derron Smith, DB, Bengals - Was inactive for week 4 matchup vs. Cleveland.

Charles Washington, Lions - Made one solo tackle in a 14-7 win at Minnesota

Kenny Wiggins, OL, Chargers - Started at right guard in a 26-24 loss to Philadelphia.

Classroom Excellence

On July 18, three Bulldog football student-athletes were named Mountain West Scholar-Athlete from the 2016--17 academic year. MW scholar-athletes must a 3.5 cumulative grade point average or better.

LB Jeffrey Allison – Criminology (Law Enforcement)

TE Kyle Hendrickson – MCJ (Public Relations)

LB Trent Soechting – Construction Management

→ Two Bulldogs enter 2017 with bachelor's degrees: K Jimmy Camacho and DT Nathan Madsen.

FRESNO STATE FBS RANKINGS

3rd Down Conversion Pct (129 ranked)	105
3rd Down Conversion Pct Defense (128 ranked)	27
4th Down Conversion Pct (126 ranked)	68
4th Down Conversion Pct Defense (125 ranked)	9
Completion Percentage (129 ranked)	29
Fewest Penalties (129 ranked)	10
Fewest Penalties Per Game (128 ranked)	21
Fewest Penalty Yards (129 ranked)	6
Fewest Penalty Yards Per Game (129 ranked)	11
First Downs Defense (129 ranked)	31
First Downs Offense (129 ranked)	91
Fumbles Lost (129 ranked)	24
Fumbles Recovered (105 ranked)	51
Kickoff Return Defense (129 ranked)	65
Kickoff Returns (129 ranked)	45
Net Punting (129 ranked)	123
Passes Had Intercepted (129 ranked)	43
Passes Intercepted (117 ranked)	55
Passing Offense (129 ranked)	29
Passing Yards Allowed (129 ranked)	70
Passing Yards per Completion (129 ranked)	69
Punt Return Defense (129 ranked)	117
Punt Returns (128 ranked)	38
Red Zone Defense (125 ranked)	74
Red Zone Offense (129 ranked)	72
Rushing Defense (129 ranked)	24
Rushing Offense (129 ranked)	84
Sacks Allowed (129 ranked)	12
Scoring Defense (129 ranked)	77
Scoring Offense (129 ranked)	52
Tackles for Loss Allowed (129 ranked)	35
Team Passing Efficiency (129 ranked)	42
Team Passing Efficiency Defense (129 ranked)	94
Team Sacks (129 ranked)	82
Team Tackles for Loss (128 ranked)	36
Time of Possession (129 ranked)	24
Total Defense (129 ranked)	36
Total Offense (129 ranked)	55
Turnover Margin (129 ranked)	35
Turnovers Gained (126 ranked)	61
Turnovers Lost (129 ranked)	25

SAN JOSE STATE FBS RANKINGS

3rd Down Conversion Pct (129 ranked)	123
3rd Down Conversion Pct Defense (128 ranked)	105
4th Down Conversion Pct (126 ranked)	103
4th Down Conversion Pct Defense (125 ranked)	125
Completion Percentage (129 ranked)	114
Fewest Penalties (129 ranked)	124
Fewest Penalties Per Game (128 ranked)	104
Fewest Penalty Yards (129 ranked)	113
Fewest Penalty Yards Per Game (129 ranked)	71
First Downs Defense (129 ranked)	129
First Downs Offense (129 ranked)	38
Fumbles Lost (129 ranked)	129
Fumbles Recovered (105 ranked)	7
Kickoff Return Defense (129 ranked)	11
Kickoff Returns (129 ranked)	105
Net Punting (129 ranked)	73
Passes Had Intercepted (129 ranked)	125
Passes Intercepted (117 ranked)	78
Passing Offense (129 ranked)	87
Passing Yards Allowed (129 ranked)	56
Passing Yards per Completion (129 ranked)	104
Punt Return Defense (129 ranked)	112
Punt Returns (128 ranked)	80
Red Zone Defense (125 ranked)	95
Red Zone Offense (129 ranked)	114
Rushing Defense (129 ranked)	126
Rushing Offense (129 ranked)	103
Sacks Allowed (129 ranked)	66
Scoring Defense (129 ranked)	125
Scoring Offense (129 ranked)	121
Tackles for Loss Allowed (129 ranked)	67
Team Passing Efficiency (129 ranked)	119
Team Passing Efficiency Defense (129 ranked)	111
Team Sacks (129 ranked)	87
Team Tackles for Loss (128 ranked)	88
Time of Possession (129 ranked)	128
Total Defense (129 ranked)	123
Total Offense (129 ranked)	113
Turnover Margin (129 ranked)	126
Turnovers Gained (126 ranked)	29
Turnovers Lost (129 ranked)	129





Tracking first downs and cumulative yardage

GAME-BY-GAME FIRST DOWNS (2017)

Opponent	(BY QUARTER)	TOTAL
Incarnate Word.....	(5-8-9-4).....	26
at Alabama.....	(3-4-3-8).....	18
at Washington.....	(2-4-3-6).....	18
Nevada.....	(6-7-7-2).....	22

CUMULATIVE YARDAGE GAINED BY QUARTER (2017)

Opponent	1Q	2Q	3Q	4Q	OT
Incarnate Word	160	361	553	613	--
at Alabama	67	121	158	274	--
at Washington	70	151	231	313	--
Nevada	120	312	434	504	--

GAME-BY-GAME FIRST DOWNS (2016)

Opponent	(BY QUARTER)	TOTAL
at Nebraska.....	(3-6-2-6).....	17
Sacramento State.....	(5-7-5-10).....	27
at Toledo.....	(0-3-3-1).....	7
Tulsa.....	(6-4-6-4-0).....	20
at UNLV.....	(5-3-3-4).....	15
at Nevada.....	(7-2-8-8).....	25
San Diego State.....	(2-2-3-3).....	10
at Utah State.....	(7-6-5-5).....	23
Air Force.....	(3-8-3-4).....	18
at Colorado State.....	(0-2-3-7).....	12
Hawai'i.....	(1-6-5-8).....	20
San Jose State.....	(2-8-0-2).....	12

CUMULATIVE YARDAGE GAINED BY QUARTER (2016)

Opponent	1Q	2Q	3Q	4Q	OT
at Nebraska	48	146	191	274	--
Sacramento St.	86	203	309	474	--
at Toledo	8	73	165	254	--
Tulsa	125	277	369	450	453
at UNLV	77	173	294	360	--
at Nevada	106	181	318	452	--
San Diego St.	30	74	138	217	--
at Utah State	85	159	236	319	--
Air Force	128	227	311	349	--
at CSU	20	68	127	232	--
Hawai'i	35	118	185	322	--
San Jose State	84	198	224	245	--

They play who back-to-back ?

Fresno State played back-to-back games during nonconference action against teams that played in the College Football Playoff in 2016, at Alabama and at Washington. The Bulldogs traveled to Tuscaloosa on Sept. 9 for a contest at No. 1 Alabama and fell 41-10, and the following weekend, in Seattle on Sept. 16, fell 48-16 to No. 6 Washington. Looking back on teams' previous schedules since the CFP started, it can be argued that no Group of 5 team has faced a tougher schedule in that time. In the three years of the CFP, there have only been three other teams that have had to face two reigning CFP programs in the same season - Auburn (SEC), Florida (SEC) and Florida State (ACC).

Fresno State

2017—at Alabama, at Washington

Florida State

2017— at Clemson, vs. Alabama

Florida

2015—Florida State, vs. Alabama

Auburn

2017—at Clemson, Alabama

2016—Clemson, at Alabama

→ The Bulldogs' matchups with then-ranked No. 1 Alabama (week 2 rankings) and then-ranked No. 6 Washington (week 3 rankings) marked the first time in program history Fresno State played Top 10 opponents in back-to-back weeks. It was the third time in a season that Fresno State played two teams in the top 10 in the same season. The 'Dogs hosted No. 10 Wisconsin and went to No. 8 Boise State in 2008 and traveled to No. 10 Nebraska and hosted No. 5 Boise State in 2011.

Fresno State vs. No. 1 ranked teams

The Bulldogs faced the nation's No. 1-ranked team for the third time in the program's history on Sept. 9. The Alabama Crimson Tide defeated Fresno State 41-10 in front of 101,127 fans at Bryant-Denny Stadium and dropped to 0-3 all-time against top-ranked teams. The two previous occasions were against USC in 2005, falling 50-42, and against Oklahoma in 2003, dropping that contest 52-28. Interestingly enough, those two seasons (2003/2005) are also the only times that Fresno State has played the eventual Heisman Trophy winner in a season as OU quarterback Jason White picked up the hardware in 2003 and USC running back Reggie Bush took home the award in 2005.

Five 'Dogs on National Preseason Watch Lists

During the offseason leading into their respective 2017 campaigns, five bulldogs were named to national preseason watchlists:

- Aaron Mitchell (Rimington Trophy Watch List)
- Kody Kroening (Lou Groza Collegiate Place-Kicker Award)
- KeeSean Johnson (Biletnikoff Award)
- Nela Otukolo (Polynesian College Football Player of the Year Award)
- Chason Virgil (Earl Campbell Tyler Rose Award)

Fresno State honors Derek Carr

At Fresno State's season opener, Derek Carr was in attendance to have his jersey retired - becoming the seventh person in the 95-year history of the program. He joins the likes of his brother David Carr, as well as Trent Dilfer, Henry Ellard, Dale Messer, Vince Petrucci and Kevin Sweeney. His brother David, and family, was in attendance as will as Fresno State alum and close friend Paul George for the celebration.

→ Fresno State is the only school that can claim selections for the NFL Pro Bowl (Derek Carr), NBA All-Star Game (Paul George) and MLB All-Star Game (Aaron Judge) from the last calendar year.





JEFF TEDFORD

HEAD COACH**1ST SEASON | FRESNO STATE (1992)**

Jeff Tedford, 55, was named the 19th head football coach in Fresno State history on Nov. 10, 2016 and was introduced to the Red Wave by Director of Athletics Jim Bartko at a press conference on Nov. 11, 2016.

Tedford, a former Bulldog quarterback and Fresno State assistant coach, returned to the Valley after holding the position of offensive consultant for the Washington Huskies – a 2016 College Football Playoff team.

Tedford assumed the role of acting head coach on Nov. 27, following the conclusion of the 2016 season as interim head coach Eric Kiesau carried out his duties for the remaining two games following Tedford's introduction.

Tedford, who is a proven winner on the West Coast, comes to the Valley with 11 years of head coaching experience at the Division I level – having led the California Golden Bears to 82 wins from 2002-2012. He left as the school's all-time winningest coach.

Tedford's ties to the Valley and Fresno State run deep. He played quarterback at Fresno State in 1981-82 under Jim Sweeney and coached at Fresno State under Sweeney from 1987-88 and 1992-96, and under a then-first-year head coach Pat Hill in 1997.

Tedford's coaching career started at Fresno State, volunteering as an assistant for the 1987-88 seasons, from there he picked up his first full-time position as an assistant for the Calgary Stampeders of the Canadian Football League – a familiar league in which he played quarterback for six seasons after his collegiate career at Fresno State.

He returned to Fresno State in 1992 as the quarterbacks coach and served as the offensive coordinator for the

Bulldogs over the ensuing five seasons.

Tedford held the same position at Oregon (1998-2001) before he became the head coach at Cal. He was named the Pac-10 coach of the year twice, led the Golden Bears to a school record seven consecutive bowl games and to a conference title in 2006.

Following Tedford's stint at Cal, he moved on to the NFL in 2014 as the Tampa Bay Buccaneers' offensive coordinator. The stop did not last long due to health issues during the preseason that evolved into an indefinite leave of absence which resulted in the two sides mutually agreeing to part ways.

Tedford made his return to the CFL in 2015 as he was named the head coach of the B.C. Lions. At the conclusion of the season, Tedford elected to exercise an option in his contract to resign and pursue opportunities in college football.

Tedford made his return to college football as an offensive consultant for the Washington Huskies under head coach Chris Peterson in 2016. A relationship rekindled after their time together as assistants at Oregon under then-coach Mike Bellotti. Washington's staff also included associate head coach Bob Gregory, who served as Tedford's defensive coordinator at Cal for eight seasons.

Tedford graduated from Warren High School in Downey and attended Cerritos Junior College for two seasons before becoming the Bulldogs' quarterback in 1981.

He and his wife Donna have two children, Taylor and Quinn.

**COACHING EXPERIENCE****Fresno State (2016-Pres.)**

- Head Coach

Washington (2016)

- Offensive Consultant

B.C. Lions-CFL (2015)

- Head Coach

Tampa Bay Bucs-NFL (2014)

- Offensive Coordinator

California (2002-12)

- Head Coach

Oregon (1998-01)

- Offensive Coordinator

Fresno State (1992-97)

- Offensive Coordinator/
Assistant Coach (QBs)

Calgary-CFL (1989-91)

- Offensive Assistant

Fresno State (1987-88)

- Volunteer Assistant Coach

Fresno State Assistant Coaches**Offense**


Kalen DeBoer
Offensive Coordinator
1st Season at FS



Jamie Christian
Running Backs/
Special Teams Coordinator/
1st Season at FS



Ryan Grubb
Offensive Line/
Run Game Coordinator/
1st Season at FS



Kirby Moore
Wide Receivers
1st Season at FS




Scott Thompson
Tight Ends
1st Season at FS



D.J. Harper
Graduate Assistant
1st Season at FS



Dylan Chmura
Graduate Assistant
1st Season at FS



Brad Vonnahme
Analyst
1st Season at FS

Defense

Orlando Steinauer
Defensive Coordinator
1st Season at FS



Jamar Cain
Defensive Line
1st Season at FS



Bert Watts
Linebackers
1st Season at FS



J.D. Williams
Defensive Backs
1st Season at FS



Matt Lea
Graduate Assistant
1st Season at FS



C.J. McGorisk
Graduate Assistant
1st Season at FS

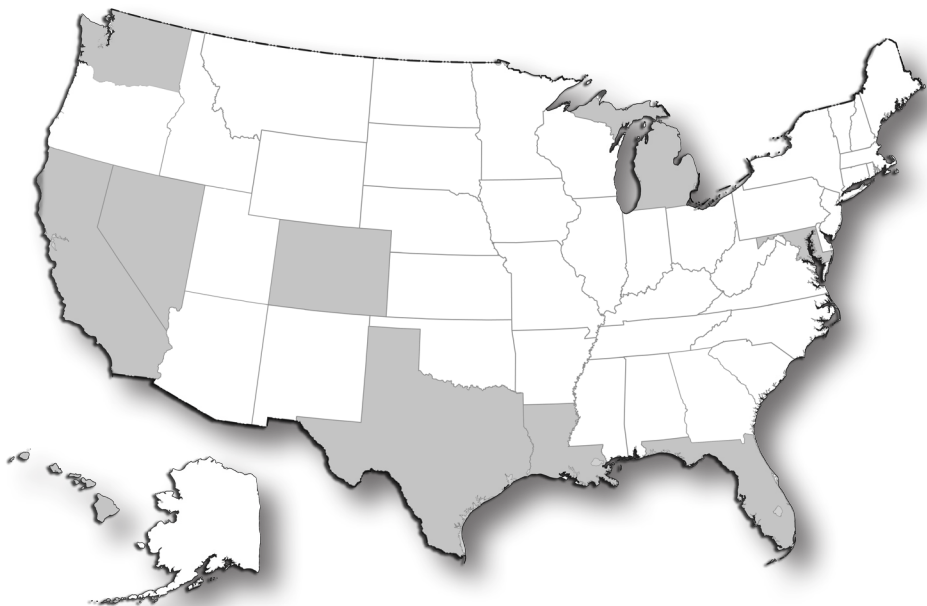


Lucus Gingod
Analyst
1st Season at FS





GEOGRAPHICAL ROSTER

**CALIFORNIA (80)**

Bakersfield:	Chris Coleman
Brentwood:	Ronnie Rivers
Buena Park:	Andrew Wright
Canoga Park:	Deonte Perry
Carson:	Zelan Tupuola
Chico:	Kyle Lindquist
	Syrus Tuitele
Chino:	Shane Gama
Clovis:	Clayton Alexander
	Josh Hokit
	Tanner Rice
Compton:	Wylan Free
Concord:	Alex Cruz
Corona:	Richard Cage
Dinuba:	Marcus McMaryion
Downey:	Jorge Reyna
Durham:	Cody Pound
East Palo Alto:	Jordan Mims
Escondido:	Kyle Hendrickson
Eureka:	Nathan Madsen
Fountain Valley:	Asa Fuller
Fremont:	Ryan Popolizio
Fresno:	Brent Bailey
	Frank Dalena
	Jasad Haynes
	George Helmuth
	Kevin Jeanniton
	Johnny Johnson, Jr.
	Ronnie Manning
	Ka'Lonn Milton
	Dejonte O'Neal
	Michiah Quick
	Kyle Riddering
	Leevel Tatum III

Hanford:	Juju Hughes
Huntington Beach:	Markus Boyer
	Keiti Iakopo
Inglewood:	Patrick Elima-Jeune
Irvine:	David Patterson
La Puente:	Chris Gaston
La Quinta:	Kenny Gagnon
Lancaster:	Jamire Jordan
Long Beach:	Matt Smith
Los Angeles:	Justin Allen
Modesto:	Chris Brown
	Jackson Finch
	Jared Rice
	Justin Rice
Monrovia:	Blake Cusick
	DeShawn Potts
Moorpark:	Zane Pope
Moreno Valley:	Mike Bell
Murrieta:	Kevin Atkins
	Messiah Tyler
	Quireo Woodley
Oak Park:	Justin Green
Oakland:	Austin Harper
	Kesomi Mafi
	Maamaloa Mafi
	Kevin Parker
Oceanside:	Christian Cronk
Oxnard:	Daniel Moraga
Palo Alto:	KeeSean Johnson
Perris:	Jimmy Camacho
	Stephen Van Hook
Petaluma:	Chantz Russell
Redlands:	Anthony Grayson
Reedley:	Emeka Ndoh
Rialto:	Micah St. Andrew
Roseville:	Namani Parker

Sacramento:	Nick Aibuedefe
	David Tangipa
San Diego:	Aaron Mitchell
San Jose:	Kody Kroening
San Mateo:	Kwami Jones
Sanger:	Arron Mosby
Stockton:	Derrion Grim
Tulare:	Romello Harris
Vacaville:	Mykal Walker
	Patrick Williams, Jr.

COLORADO (1)

Canon City:	Gunner Javernick
-------------	------------------

FLORIDA (3)

Bradenton:	Jacob Westberry
Miami:	Jeffrey Allison
North Miami Beach:	Patrick Belony

HAWAII (2)

Honolulu:	Tainoa Foster
Wahiawa:	Netane Muti

LOUISIANA (1)

New Orleans:	Damien DeGruy
--------------	---------------

MARYLAND (1)

Annapolis:	Malik Forrester
------------	-----------------

MICHIGAN (1)

Muskegon Heights:	Da'Mari Scott
-------------------	---------------

NEVADA (4)

Fallon:	Talaemotu Mauga
Las Vegas:	Logan Hughes
	Nela Otukolo
	Robert Stanley

TEXAS (9)

Austin:	James Bailey
Fort Worth:	Jaron Bryant
Galena Park:	Tank Kelly
Houston:	Sherman Coleman, Jr.
Katy:	Trent Soechting
Mesquite:	Donte Coleman
	Chason Virgil
Missouri City:	Tobenna Okeke
Pearland:	Saevion Johnson

WASHINGTON (1)

East Wenatchee:	Brian Burt
-----------------	------------

CANADA (2)

Toronto (Ontario):	Matt Boateng
Victoria (B.C.):	Donate Bull





ALPHABETICAL ROSTER

79	Nick Aibuedefe	OL
40	Clayton Alexander	TE
13	Justin Allen	WR
9	Jeffrey Allison	LB
90	Kevin Atkins	DT
19	Brent Bailey	QB
7	James Bailey	LB
4	Mike Bell	DB
94	Patrick Belony	DT
26	Matt Boateng	DB
51	Markus Boyer	OL
35	Chris Brown	DB
14	Jaron Bryant	DB
72	Dontae Bull	OL
26	Brian Burt	WR
36	Jimmy Camacho	K
42	Richard Cage	LB
3	Chris Coleman	DB
82	Donte Coleman	TE
25	Sherman Coleman, Jr.	DB
58	Christian Cronk	OL
51	Alex Cruz	LB
47	Blake Cusick	P
19	Frank Dalena	WR
1	Damien DeGruy	DE
2	Patrick Elima-Jeune	WR
18	Jackson Finch	DB
97	Malik Forrester	DT
50	Tainoa Foster	LB
8	Wylan Free	DB
37	Asa Fuller	K
28	Kenny Gagnon	DB
76	Shane Gama	OL
15	Chris Gaston	DB
84	Anthony Grayson	WR
40	Justin Green	LB
7	Derrion Grim	WR
25	Austin Harper	RB
32	Romello Harris	RB
93	Jasad Haynes	DT
34	George Helmuth	LB
86	Kyle Hendrickson	TE
33	Josh Hokit	RB
23	Juju Hughes	DB
62	Logan Hughes	OL
98	Keiti Iakopo	DT
80	Gunner Javernick	TE
96	Kevin Jeanniton	DE
3	KeeSean Johnson	WR
17	Johnny Johnson, Jr.	DB
24	Saevion Johnson	RB
33	Kwami Jones	DE
1	Jamire Jordan	WR
6	Tank Kelly	DB
48	Kody Kroening	K
16	Kyle Lindquist	QB
91	Nathan Madsen	DT
13	Kesomi Mafi	LB

Numerical Roster

No.	Name	Pos.	Ht.	Wt.	Cl.	Exp.	Hometown (High School/Previous School)
1	Damien DeGruy	DE	6-3	245	Fr.	1st	New Orleans, La. (McDonogh 35)
1	Jamire Jordan	WR	5-11	171	Jr.	4th	Lancaster, Calif. (Highland)
2	Patrick Elima-Jeune	WR	6-0	187	Fr.	1st	Inglewood, Calif. (Morningside)
2	DeShawn Potts	DB	6-0	200	Jr.	4th	Monrovia, Calif. (Monrovia)
3	Chris Coleman	DB	5-11	180	Fr.	1st	Bakersfield, Calif. (Garces Memorial)
3	KeeSean Johnson	WR	6-2	202	Jr.	4th	Palo Alto, Calif. (Palo Alto)
4	Mike Bell	DB	6-3	205	So.	3rd	Moreno Valley, Calif. (Citrus Hill)
4	Deonte Perry	RB	6-0	185	RFr.	2nd	Canoga Park, Calif. (Canoga Park)
5	Emeka Ndoh	DE	6-0	252	Jr.	3rd	Reedley, Calif. (Immanuel/De Anza College)
5	Chason Virgil	QB	6-1	192	So.	3rd	Mesquite, Texas (West Mesquite)
6	Marcus McMaryion	QB	6-2	195	Jr.	4th	Dinuba, Calif. (Dinuba/Oregon State)
6	Tank Kelly	DB	5-10	185	Jr.	4th	Galena Park, Texas (Galena Park)
7	James Bailey	LB	6-1	225	Jr.	3rd	Austin, Texas (Lake Travis)
7	Derrion Grim	WR	6-1	186	So.	2nd	Stockton, Calif. (McNair/Delta JC/Nebraska)
8	Wylan Free	DB	6-2	172	Fr.	1st	Compton, Calif. (Lynwood)
8	Da'Mari Scott	WR	6-1	210	RSr.	5th	Muskegon Heights, Mich. (Cathedral [L.A.])
9	Jeffrey Allison	LB	6-0	250	So.	2nd	Miami, Fla. (Langston Hughes [Ga.])
10	Nela Otukolo	LB	5-11	240	Jr.	3rd	Las Vegas, Nev. (Bishop Gorman)
10	Jorge Reyna	QB	6-0	210	Jr.	3rd	Downey, Calif. (Pasadena/West LA College)
11	Dejonte O'Neal	RB	5-7	170	Jr.	3rd	Fresno, Calif. (Bullard)
13	Justin Allen	WR	5-11	188	Jr.	4th	Los Angeles, Calif. (Mater Dei)
13	Kesomi Mafi	LB	5-11	219	Jr.	4th	Oakland, Calif. (Oakland/Laney College)
14	Jaron Bryant	DB	6-1	183	So.	2nd	Fort Worth, Texas (Duncanville)
15	Chris Gaston	DB	6-1	183	Fr.	1st	La Puente, Calif. (Bishop Amat)
15	Daniel Moraga	TE	6-3	235	Fr.	1st	Oxnard, Calif. (Pacifica)
15	Arron Mosby	DB	6-4	210	Fr.	1st	Sanger, Calif. (Sanger)
16	Kyle Lindquist	QB	6-4	212	Fr.	1st	Chico, Calif. (Pleasant Valley)
16	Jared Rice	TE	6-5	228	So.	3rd	Modesto, Calif. (Central Catholic)
17	Johnny Johnson, Jr.	DB	5-9	185	Sr.	5th	Fresno, Calif. (Central/UCLA)
18	Jackson Finch	DB	6-1	200	Sr.	4th	Modesto, Calif. (Central Catholic/Contra Costa College)
18	Zane Pope	WR	6-2	187	Fr.	1st	Moorpark, Calif. (Moorpark)
19	Brent Bailey	QB	6-0	212	Fr.	1st	Fresno, Calif. (Clovis North)
19	Frank Dalena	WR	5-8	158	So.	3rd	Fresno, Calif. (San Joaquin Memorial)
20	Ronnie Rivers	RB	5-8	175	Fr.	1st	Brentwood, Calif. (Freedom)
22	Jordan Mims	RB	5-11	190	Fr.	1st	East Palo Alto, Calif. (Menlo-Atherton)
22	Trent Soechting	LB	6-3	220	Jr.	4th	Katy, Texas (Cinco Ranch/Blinn College)
23	Juju Hughes	DB	5-11	180	So.	2nd	Hanford, Calif. (Hanford)
23	Kevin Parker	WR	5-6	150	RFr.	2nd	Oakland, Calif. (Skyline)
24	Saevion Johnson	RB	6-0	194	RFr.	2nd	Pearland, Texas (Pearland Dawson)
25	Sherman Coleman, Jr.	DB	5-9	165	Jr.	3rd	Houston, Texas (Westside/Cisco College)
25	Austin Harper	RB	5-6	157	Sr.	5th	Oakland, Calif. (El Cerrito/Contra Costa/Cal)
26	Matt Boateng	DB	6-0	175	Jr.	4th	Toronto, Canada (Arizona Western College/IMG Academy)
26	Brian Burt	WR	5-11	190	Jr.	3rd	East Wenatchee, Wash. (Eastmont/Ventura College)
27	Ka'Lonn Milton	DB	6-0	185	RSr.	3rd	Fresno, Calif. (Buchanan/Fresno City College)
28	Kenny Gagnon	DB	5-11	184	RFr.	2nd	La Quinta, Calif. (Desert Christian Academy)
29	Justin Rice	LB	6-2	210	So.	2nd	Modesto, Calif. (Central Catholic)
30	Messiah Tyler	LB	5-8	228	RSr.	3rd	Murrieta, Calif. (Vista Murrieta/University of La Verne)
31	Andrew Wright	LB	6-2	210	RFr.	2nd	Buena Park, Calif. (Buena Park)
32	Romello Harris	RB	5-11	186	RFr.	2nd	Tulare, Calif. (Tulare Union/Washington State)
32	Robert Stanley	DE	6-3	245	Sr.	5th	Las Vegas, Nev. (Bishop Gorman)
33	Kwami Jones	DE	6-2	240	So.	2nd	San Mateo, Calif. (Serra/College of San Mateo)
33	Josh Hokit	RB	6-1	220	So.	2nd	Clovis, Calif. (Clovis)
34	George Helmuth	LB	6-1	220	Jr.	4th	Fresno, Calif. (Clovis North)
35	Chris Brown	DB	5-11	190	Fr.	1st	Modesto, Calif. (Modesto Christian)
36	Jimmy Camacho	K	5-10	180	Sr.	4th	Perris, Calif. (Citrus Hill/Riverside CC)
37	Asa Fuller	K	6-2	235	Fr.	1st	Fountain Valley, Calif. (Servite)
38	Maamaloa Mafi	DB	5-11	190	Jr.	3rd	Oakland, Calif. (Oakland/Laney College)
40	Clayton Alexander	TE	6-2	250	Fr.	1st	Clovis, Calif. (Clovis)
40	Justin Green	LB	6-4	210	Sr.	4th	Oak Park, Calif. (Oak Park)
41	Ronnie Manning	DB	5-10	188	Sr.	4th	Fresno, Calif. (Edison/Northern Arizona)
42	Richard Cage	LB	6-1	215	Fr.	1st	Corona, Calif. (Eleanor Roosevelt)
44	Stephen Van Hook	DE	6-2	245	Sr.	5th	Perris, Calif. (Citrus Hill)
47	Blake Cusick	P	6-2	185	So.	3rd	Monrovia, Calif. (Monrovia)
48	Kody Kroening	K	5-11	180	Sr.	4th	San Jose, Calif. (Valley Christian)
48	Tanner Rice	LB	5-11	230	RFr.	2nd	Clovis, Calif. (Clovis)
50	Tainoa Foster	LB	6-2	200	RFr.	2nd	Honolulu, Hawai'i (Kamehameha)
51	Markus Boyer	OL	6-1	304	Jr.	3rd	Huntington Beach, Calif. (Edison/Saddleback JC/UCLA)
51	Alex Cruz	LB	6-2	242	Fr.	1st	Concord, Calif. (Concord)
52	Netane Muti	OL	6-3	310	RFr.	2nd	Wahiawa, Hawai'i (Leilehua)





38	Maamaloa Mafi	DB
41	Ronnie Manning	DB
99	Talalemotu Mauga	DT
6	Marcus McMaryion	QB
27	Ka'Lonn Milton	DB
22	Jordan Mims	RB
77	Aaron Mitchell	OL
15	Daniel Moraga	TE
15	Arron Mosby	DB
52	Netane Muti	OL
5	Emeka Ndoh	DE
11	Dejonte O'Neal	RB
56	Tobenna Okeke	DE
10	Nela Otukolo	LB
23	Kevin Parker	WR
87	Namani Parker	WR
78	David Patterson	OL
4	Deonte Perry	RB
18	Zane Pope	WR
74	Ryan Popolizio	OL
2	DeShawn Potts	DB
55	Cody Pound	OL
81	Michiah Quick	WR
10	Jorge Reyna	QB
16	Jared Rice	TE
29	Justin Rice	LB
48	Tanner Rice	LB
89	Kyle Riddering	TE
20	Ronnie Rivers	RB
67	Chantz Russell	OL
73	Micah St. Andrew	OL
8	Da'Mari Scott	WR
59	Matt Smith	OL
22	Trent Soechting	LB
32	Robert Stanley	DE
88	David Tangipa	TE
92	Leevel Tatum III	DT
65	Syrus Tuitele	OL
75	Zelan Tupuola	OL
30	Messiah Tyler	LB
44	Stephen Van Hook	DE
5	Chason Virgil	QB
57	Mykal Walker	LB
53	Jacob Westberry	LS
54	Patrick Williams Jr.	LS
66	Quireo Woodley	OL
31	Andrew Wright	LB

53	Jacob Westberry	LS	6-3	235	RFr.	2nd	Bradenton, Fla. (Saint Stephen's Episcopal)
54	Patrick Williams Jr.	LS	6-3	205	RFr.	2nd	Vacaville, Calif. (Vacaville)
55	Cody Pound	OL	6-4	295	So.	3rd	Durham, Calif. (Durham/Butte College)
56	Tobenna Okeke	DE	6-3	245	Sr.	4th	Missouri City, Texas (Elkins)
57	Mykal Walker	LB	6-3	215	Jr.	3rd	Vacaville, Calif. (Vacaville/Azusa Pacific)
58	Christian Cronk	OL	6-5	305	Jr.	3rd	Oceanside, Calif. (Oceanside/Riverside CC)
59	Matt Smith	OL	5-11	280	RFr.	2nd	Long Beach, Calif. (St. John Bosco)
62	Logan Hughes	OL	6-4	285	Jr.	3rd	Las Vegas, Nev. (Green Valley/Victor Valley College)
65	Syrus Tuitele	OL	6-6	298	Fr.	1st	Chico, Calif. (Pleasant Valley)
66	Quireo Woodley	OL	6-4	300	Fr.	1st	Murrieta, Calif. (Murrieta Valley)
67	Chantz Russell	OL	6-6	245	Fr.	1st	Petaluma, Calif. (Marin Catholic)
72	Dontae Bull	OL	6-6	305	Fr.	1st	Victoria, Canada (Belmont Secondary)
73	Micah St. Andrew	OL	6-3	343	Jr.	4th	Rialto, Calif. (Eisenhower)
74	Ryan Popolizio	OL	6-7	311	Sr.	4th	Fremont, Calif. (St. Francis/San Mateo College)
75	Zelan Tupuola	OL	6-2	310	Fr.	1st	Carson, Calif. (J Serra Catholic)
76	Shane Gama	OL	6-4	302	RJr.	4th	Chino, Calif. (Orange Lutheran/Southwestern College)
77	Aaron Mitchell	OL	6-2	305	Sr.	4th	San Diego, Calif. (Cathedral Catholic)
78	David Patterson	OL	6-5	302	Sr.	5th	Irvine, Calif. (Woodbridge)
79	Nick Aibuede	OL	6-4	270	So.	3rd	Sacramento, Calif. (Capital Christian)
80	Gunner Javernick	TE	6-6	270	Jr.	4th	Canon City, Colo. (Canon City/Ventura Junior College)
81	Michiah Quick	WR	5-11	185	Sr.	4th	Fresno, Calif. (Central East/Oklahoma)
82	Donte Coleman	TE	6-3	235	RFr.	2nd	Mesquite, Texas (West Mesquite)
84	Anthony Grayson	WR	6-1	168	Jr.	4th	Redlands, Calif. (Redlands East Valley)
86	Kyle Hendrickson	TE	6-4	255	Jr.	4th	Escondido, Calif. (San Pasqual)
87	Namani Parker	WR	6-4	198	Jr.	4th	Roseville, Calif. (American River/Oakmont)
88	David Tangipa	TE	6-5	240	Jr.	4th	Sacramento, Calif. (Foothill)
89	Kyle Riddering	TE	6-6	240	Jr.	4th	Fresno, Calif. (Clovis North)
90	Kevin Atkins	DT	6-2	297	RFr.	2nd	Murrieta, Calif. (Vista Murrieta)
91	Nathan Madsen	DT	6-4	298	Sr.	5th	Eureka, Calif. (Eureka)
92	Leevel Tatum III	DT	6-0	248	RFr.	2nd	Fresno, Calif. (Edison/UNLV)
93	Jasad Haynes	DT	6-1	275	So.	3rd	Fresno, Calif. (Clovis North)
94	Patrick Belony	DT	6-1	295	Jr.	4th	N. Miami Beach, Fla. (N. Miami Beach/Antelope Valley College)
96	Kevin Jeanniton	DE	6-2	250	RFr.	2nd	Fresno, Calif. (Edison)
97	Malik Forrester	DT	6-1	295	Sr.	4th	Annapolis, Md. (Glen Burnie/LA Pierce College)
98	Keiti Iakopo	DT	5-11	310	So.	2nd	Huntington Beach, Calif. (Fountain Valley/Golden West College)
99	Talalemotu Mauga	DT	6-3	282	Fr.	1st	Fallon, Nev. (Churchill County)

Coaching Staff

Jeff Tedford - Head Coach
 Kalen Deboer - Assistant Head Coach/Offensive Coordinator
 Orlando Steinauer - Defensive Coordinator
 Jamar Cain - Assistant Coach (Defensive Line)
 Jamie Christian - Assistant Coach (Running Backs/Special Teams Coordinator)
 Ryan Grubb - Assistant Coach (Offensive Line/Run Game Coordinator)
 Kirby Moore - Assistant Coach (Wide Receivers)
 Scott Thompson - Assistant Coach (Tight Ends)
 Bert Watts - Assistant Coach (Linebackers)
 J.D. Williams - Assistant Coach (Defensive Backs)
 Lucas Gingold - Special Teams Quality Control Assistant
 Brad Vonnahme - Offensive Analyst
 Andy Ward - Head Strength and Conditioning Coach, Football
 Dylan Chmura - Offensive Graduate Assistant
 D.J. Harper - Offensive Graduate Assistant
 Matt Lea - Defensive Graduate Assistant
 C.J. McGorisk - Defensive Graduate Assistant





GAME 5 DEPTH CHART

OFFENSE

Quarterback

- 6 **Marcus McMaryion** (6-2, 195, Jr.)
 5 **Chason Virgil** (6-1, 192, So.)

Running Back

- 20 **Ronnie Rivers** (5-8, 175, Fr.)
 33 **Josh Hokit** (6-1, 220, So.)
 11 **Dejonte O'Neal** (5-7, 170, Jr.)
 22 **Jordan Mims** (5-11, 190, Fr.)

Left Tackle

- 58 **Christian Cronk** (6-5, 305, Jr.)
 79 **Nick Aibuede** (6-4, 270, So.)

Left Guard

- 52 **Netane Muti** (6-3, 310, RFr.)
 74 **Ryan Popolizio** (6-7, 311, Sr.)

Center

- 77 **Aaron Mitchell** (6-2, 305, Sr.)
 51 **Markus Boyer** (6-1, 304, Jr.)

Right Guard

- 73 **Micah St. Andrew** (6-3, 343, Jr.)
 66 **Quireo Woodley** (6-4, 300, Fr.)

Right Tackle

- 78 **David Patterson** (6-5, 302, Sr.)
 65 **Syrus Tuitele** (6-6, 298, Fr.)

Wide Receiver

- 1 **Jamire Jordan** (5-11, 171, Jr.)
 or 7 **Derrion Grim** (6-1, 186, So.)

Wide Receiver

- 3 **KeeSean Johnson** (6-2, 202, Jr.)
 87 **Namani Parker** (6-4, 198, Jr.)

Wide Receiver

- 8 **Da'Mari Scott** (6-1, 210, RSr.)
 13 **Justin Allen** (5-11, 188, Jr.)

Tight End

- 89 **Kyle Riddering** (6-6, 240, Jr.)
 16 **Jared Rice** (6-5, 228, So.)

DEFENSE

End

- 32 **Robert Stanley** (6-3, 245, Sr.)
 33 **Kwami Jones** (6-2, 240, So.)

Tackle

- 97 **Malik Forrester** (6-1, 295, Sr.)
 93 **Jasad Haynes** (6-0, 275, So.)

Tackle

- 91 **Nathan Madsen** (6-4, 298, Sr.)
 90 **Kevin Atkins** (6-2, 297, RFr.)

End

- 56 **Tobenna Okeke** (6-3, 245, Sr.)
 44 **Stephen Van Hook** (6-2, 245, Sr.)

Linebacker

- 40 **Justin Green** (6-4, 210, Sr.)
 29 **Justin Rice** (6-2, 210, So.)

Linebacker

- 9 **Jeffrey Allison** (6-0, 250, So.)
 22 **Trent Soechting** (6-3, 220, Jr.)

Linebacker

- 7 **James Bailey** (6-1, 225, Jr.)
 34 **George Helmuth** (6-1, 220, Jr.)

Cornerback

- 17 **Johnny Johnson, Jr.** (5-9, 185, Sr.)
 25 **Sherman Coleman, Jr.** (5-9, 165, Jr.)

Strong Safety

- 23 **Juju Hughes** (5-10, 180, So.)
 27 **Ka'Lonn Milton** (6-0, 185, RSo.)

Free Safety

- 2 **DeShawn Potts** (6-0, 200, Jr.)
 4 **Mike Bell** (6-3, 205, So.)

Cornerback

- 14 **Jaron Bryant** (6-0, 183, So.)
 6 **Tank Kelly** (5-10, 185, Jr.)

SPECIAL TEAMS

Place Kicker

- 36 **Jimmy Camacho** (5-10, 180, Sr.)
 48 **Kody Kroening** (5-11, 180, Sr.)

Kickoffs

- 3 **Jimmy Camacho** (5-10, 180, Sr.)
 48 **Kody Kroening** (5-11, 180, Sr.)

Punter

- 47 **Blake Cusick** (6-2, 185, So.)
 36 **Jimmy Camacho** (5-10, 180, Sr.)

Long Snapper

- 53 **Jacob Westberry** (6-3, 235, RFr.)
 54 **Patrick Williams, Jr.** (6-3, 205, RFr.)

Holder

- 47 **Blake Cusick** (6-2, 185, So.)
 5 **Chason Virgil** (6-1, 192, So.)

Kick Returner

- 8 **Da'Mari Scott** (6-1, 210, RSr.)
 1 **Jamire Jordan** (5-11, 171, Jr.)

Punt Returner

- 20 **Ronnie Rivers** (5-8, 175, Fr.)
 11 **Dejonte O'Neal** (5-7, 170, Jr.)

Pronunciation Guide

Nick Aibuede.....Ab-U-deaf-eh
 Matt Boateng.....Bo-Tang
 Jaron Bryant.....Jair-on
 Damien DeGruy.....Da-Grew
 Patrick Elima-Juene.....e-Lee-ma June
 Tainoa Foster.....Tie-Noah
 Wylan Free.....Way-lynn
 Derrion Grim.....Dare-E-On
 Anthoula "Tank" Kelly.....An-thu-la
 Josh Hokit.....Ho-kit
 Jamire Jordan.....Jameer
 Keiti Iakopo.....K-T yah-Ko-Po
 Talalemotu Mauga.....Ta-La-Le-Motu, Ma-ooga
 Kesomi Mafi.....ke-So-Me
 Maamaloa Mafi.....Ma-ma-low-ah
 Netane Muti.....Nuh-tahn-E Moo-T
 Emeka Ndoh.....e-Mec-ah en-doh

Tobenna Okeke.....Tow-BEN-nuh, ohh-kay-kay
 Nela Otukolo.....Nel-uh, O-two-Co-low
 Dejonte O'Neal.....Dijon-teh
 Namani Parker.....Na-monn-E
 Deonte Perry.....Dee-On-teh
 Ryan Popolizio.....Pop-uh-Liz-E-oh
 Michiah Quick.....Mih-kai-ah
 Trent Soechting.....Sec-Ting
 David Tangipa.....Tong-E-Pa
 Leevil Tatum III.....Lee-vell
 Syrus Tuitele.....Two-tell-E
 Zelan Tupuola.....Z-lynn, Tu-Pu-Oh-La
 Quireo Woodley.....Keer-E-O

Kalen DeBoer.....K-lynn
 Orlando Steinuer.....Stien-ow-er
 Brad Vonnahme.....Va-Nom-E





SCHEDULE/FUTURES

2017 BULLDOG FOOTBALL SCHEDULE (ALL TIMES PACIFIC)

September	2	Incarnate Word 	W, 66-0	
	9	at Alabama 	L, 41-10	ESPN 2
	16	at Washington 	L, 48-16	
	30	Nevada* 	W, 41-21	AT&T Sports Networks
October	7	at San Jose State* 	4:30 p.m.	ESPN 3
	14	New Mexico*# 	7 p.m.	AT&T Sports Networks
	21	at San Diego State* 	7:30 p.m.	CBS Sports Network
	28	UNLV* 	7 p.m.	AT&T Sports Networks
November	4	BYU 	TBA	ESPN Networks
	11	at Hawai'i* 	8 p.m.	
	18	at Wyoming* 	11 a.m.	AT&T Sports Networks
	25	Boise State* 	12:30 p.m.	CBS Sports Network

Mountain West Network & ESPN3 are online streams, only.

- MW Network can be found via GoBulldogs.com or LiveStream.com
- ESPN3 can be found via ESPN3.com or the ESPN App

Indicators

- * conference game
- # homecoming

BULLDOG FOOTBALL CHANNEL FINDER...

AT&T U-VERSE
 AT&T SportsNet/ROOT: 757, 1757
 CBS Sports Network: 643, 1643
 ESPN: 602, 1602
 ESPN2: 606, 1606
 ESPNEWS: 604, 1604
 ESPNU: 605, 1605
 PAC-12 Network: 759, 1759

COMCAST (FRESNO MARKET)

AT&T SportsNet/ROOT: N/A
 CBS Sports Network: 418, 732
 ESPN: 32, 724
 ESPN2: 33, 725
 ESPNEWS: 402, 726
 ESPNU: 420, 788
 PAC-12 Network: 434, 823

DIRECTV

AT&T SportsNet/ROOT: 684
 CBS Sports Network: 221
 ESPN: 206
 ESPN2: 209
 ESPNEWS: 207
 ESPNU: 208
 PAC-12 Network: N/A

DISH NETWORK

AT&T SportsNet/ROOT: N/A
 CBS Sports Network: 158
 ESPN: 140
 ESPN2: 144
 ESPNEWS: 142
 ESPNU: 141
 PAC-12 Network: 409

FUTURE BULLDOG FOOTBALL SCHEDULES

2018		2019		2020		2021
Date	Opponent	Date	Opponent	Date	Opponent	
S1	Idaho	A31	at USC	S12	at Colorado	Sept. 4 -- at Oregon
S8	at Minnesota	S7	Minnesota	S26	at Texas A&M	Sept. 18 -- at UCLA
S15	at UCLA	S21	Sacramento State	TBD	TBD	
S29	Toledo	TBD	TBD	TBD	TBD	2022
	at Boise State*		at Air Force*	Air Force	Fresno, CA	Sept. 3 -- Sacramento State
	Hawai'i*		Colorado State*	at Colorado State*	Fort Collins, CO	Sept. 10 -- Oregon State
	at Nevada*		at Hawai'i*	Hawai'i*	Fresno, CA	Sept. 17 -- at USC
	at New Mexico*		Nevada*	at Nevada*	Reno, NV	2023
	San Diego State*		at San Diego State*	San Diego State*	Fresno, CA	Sept. 16 -- at Arizona State
	San Jose State*		at San Jose State*	San Jose State*	Fresno, CA	2024
	at UNLV*		UNLV*	at UNLV*	Las Vegas, NV	Aug. 31 -- at Oregon State
	Wyoming*		Utah State*	at Utah State*	Logan, UT	Sept. 14 -- at UCLA

* = Mountain West game

All future conference game dates are TBD





2017 FRESNO STATE STATISTICS

2017 SCHEDULE/RESULTS

Date	Opponent	Result	Score	Overall	Conference	Time	Attend
Sept. 2, 2017	Incarnate Word	W	66-0	1-0	--	3:01	39,447
Sept. 9, 2017	at Alabama	L	41-10	1-1	--	3:01	101,127
Sept. 16, 2017	at Washington	L	48-16	1-2	--	3:06	68,384
Sept. 30, 2017	Nevada*	W	41-21	2-2	1-0	3:12	27,434
Oct. 7, 2017	at San Jose State*						
Oct. 14, 2017	New Mexico*						
Oct. 21, 2017	at San Diego State*						
Oct. 28, 2017	UNLV*						
Nov. 4, 2017	BYU						
Nov. 11, 2017	at Hawai'i*						
Nov. 18, 2017	at Wyoming*						
Nov. 25, 2017	Boise State*						

* MW game

TEAM STATISTICS

TEAM STATISTICS	Fresno St.	OPP
SCORING	133	110
Points Per Game	33.2	27.5
Points Off Turnovers	27	16
FIRST DOWNS	84	73
Rushing	33	25
Passing	45	44
Penalty	6	4
RUSHING YARDAGE	567	428
Yards gained rushing	633	554
Yards lost rushing	66	126
Rushing Attempts	131	119
Average Per Rush	4.3	3.6
Average Per Game	141.8	107.0
TDs Rushing	5	6
PASSING YARDAGE	1136	928
Comp-Att-Int	95-147-3	91-135-4
Average Per Pass	7.7	6.9
Average Per Catch	12.0	10.2
Average Per Game	284.0	232.0
TDs Passing	9	8
TOTAL OFFENSE	1703	1356
Total Plays	278	254
Average Per Play	6.1	5.3
Average Per Game	425.8	339.0
KICK RETURNS: #-Yards	18-406	12-238
PUNT RETURNS: #-Yards	7-70	7-109
INT RETURNS: #-Yards	4-20	3-54
KICK RETURN AVERAGE	22.6	19.8
PUNT RETURN AVERAGE	10.0	15.6
INT RETURN AVERAGE	5.0	18.0
FUMBLES-LOST	8-2	3-3
PENALTIES-Yards	18-136	19-141
Average Per Game	34.0	35.2
PUNTS-Yards	17-688	20-887
Average Per Punt	40.5	44.3
Net punt average	32.9	40.8
KICKOFFS-Yards	27-1708	23-1345
Average Per Kick	63.3	58.5
Net kick average	40.6	36.5
TIME OF POSSESSION/Game	33:00	27:00
3RD-DOWN Conversions	17/51	15/50
3rd-Down Pct	33%	30%
4TH-DOWN Conversions	2/4	1/6
4th-Down Pct	50%	17%
SACKS BY-Yards	7-57	4-23
MISC YARDS	36	0
TOUCHDOWNS SCORED	15	15
FIELD GOALS-ATTEMPTS	8-11	2-4
ON-SIDE KICKS	0-0	0-0
RED-ZONE SCORES	(15-18) 83%	(11-13) 85%
RED-ZONE TOUCHDOWNS	(8-18) 44%	(9-13) 69%
PAT-ATTEMPTS	(15-15) 100%	(14-15) 93%
ATTENDANCE	66881	169511
Games/Avg Per Game	2/33440	2/84756

Score by Quarters	1st	2nd	3rd	4th	OT	Total
Fresno State	30	45	45	13	--	133
Opponents	41	42	10	17	--	110

FIELD GOALS	FGM-FGA	Pct.	01-19	20-29	30-39	40-49	50-59	Lg	Blk
CAMACHO, Jimmy	8-11	72.7	0-0	4-4	3-4	1-3	0-0	47	0

FG SEQUENCE	Fresno St.	Opponents
Incarnate Word	(30), (47)	30
at Alabama	(27)	(24), (22)
at Washington	48, (29), (34), (31)	--
Nevada	(29), 32, 43, (27)	45
at San Jose State		
New Mexico		
at San Diego State		
UNLV		
BYU		
at Hawai'i		
at Wyoming		
Boise State		

(parenthesis indicate field goal was made)

PUNTING	No.	Yds	Avg.	Long	TB	FC	I20	50+
CUSICK, Blake	16	665	41.6	66	1	5	6	4
McMARYION, Marcus	1	23	23.0	23	0	0	1	0
Total.....	17	688	40.5	66	1	5	7	4
Opponents.....	20	887	44.3	75	0	10	6	3

KICKOFFS	No.	Yds	Avg.	TB	OB	Retn	Ney	YdLn
CAMACHO, Jimmy	27	1708	63.3	15	0			
Total.....	27	1708	63.3	15	0	238	40.6	24
Opponents.....	23	1345	58.5	4	0	406	36.5	28

PUNT RETURNS	No.	Yds	Avg.	TD	Long
RIVERS, Ronnie	4	30	7.5	0	13
O'NEAL, Deonte	3	40	13.3	0	44
Total.....	7	70	10.0	0	44
Opponents.....	7	109	15.6	1	77

KICK RETURNS	No.	Yds	Avg.	TD	Long
O'NEAL, Deonte	8	161	20.1	0	29
SCOTT, Da'Mari	7	170	24.3	0	63
MIMS, Jordan	1	4	4.0	0	4
TANGIPA, David	1	0	0.0	0	0
JORDAN, Jamire	1	71	71.0	0	71
Total.....	18	406	22.6	0	71
Opponents.....	12	238	19.8	0	34





2017 FRESNO STATE STATISTICS

RUSHING	G	Att.	Gain	Loss	Net	Avg.	TD	Long	Avg/G
RIVERS, Ronnie	4	40	203	3	200	5.0	2	30	50.0
MIMS, Jordan	4	26	113	4	109	4.2	1	17	27.2
HOKIT, Josh	4	16	87	4	83	5.2	2	19	20.8
McMARYION, Marcus	4	13	77	18	59	4.5	0	19	14.8
O'NEAL, Deonte	4	8	50	3	47	5.9	0	17	11.8
PERRY, Deonte	1	8	32	1	31	3.9	0	8	31.0
SCOTT, Da'Mari	4	3	25	0	25	8.3	0	15	6.2
JOHNSON, S.	2	7	22	2	20	2.9	0	11	10.0
VIRGIL, Chason	3	5	19	13	6	1.2	0	11	2.0
GRIM, Derrion	4	1	5	0	5	5.0	0	5	1.2
TEAM	4	4	0	18	-18	-4.5	0	0	-4.5
Total.....	4	131	633	66	567	4.3	5	30	141.8
Opponents.....	4	119	554	126	428	3.6	6	55	107.0

PASSING	G	Effic	Comp-Att-Int	Pct	Yds	TD	Long	Avg/G
VIRGIL, Chason	3	117.97	48-83-2	57.8	524	3	40	174.7
MCMARYION, Marcus	4	162.59	45-62-1	72.6	531	4	63	132.8
HOKIT, Josh	4	770.20	2-2-0	100.0	81	2	65	20.2
Total.....	4	145.66	95-147-3	64.6	1136	9	65	284.0
Opponents.....	4	138.78	91-135-4	67.4	928	8	73	232.0

RECEIVING	G	No.	Yards	Avg.	TD	Long	Avg/G
JOHNSON, Keesea	4	26	330	12.7	3	40	82.5
SCOTT, Da'Mari	4	18	189	10.5	1	30	47.2
GRIM, Derrion	4	7	109	15.6	1	63	27.2
MIMS, Jordan	4	7	66	9.4	0	21	16.5
HOKIT, Josh	4	7	45	6.4	0	21	11.2
RIVERS, Ronnie	4	6	52	8.7	0	16	13.0
O'NEAL, Deonte	4	6	42	7.0	0	16	10.5
RICE, Jared	4	5	118	23.6	1	65	29.5
JORDAN, Jamire	4	4	85	21.2	1	40	21.2
RIDDERING, Kyle	4	4	25	6.2	1	11	6.2
ALLEN, Justin	4	2	51	25.5	1	45	12.8
JOHNSON, S.	2	2	23	11.5	0	15	11.5
PARKER, Namani	4	1	1	1.0	0	1	0.2
Total.....	4	95	1136	12.0	9	65	284.0
Opponents.....	4	91	928	10.2	8	73	232.0

FUMBLE RETURNS	No.	Yds	Avg.	TD	Long
Total.....	0	0	0.0	0	0
Opponents.....	0	0	0.0	0	0

INTERCEPTIONS	No.	Yds	Avg.	TD	Long
BRYANT, Jaron	2	20	10.0	1	18
COLEMAN, Sherman	1	0	0.0	0	0
JOHNSON, Johnny	1	0	0.0	0	0
Total.....	4	20	5.0	1	18
Opponents.....	3	54	18.0	0	30

----- PATs -----									
SCORING	TD	FGs	Kick	Rush	Rev	Pass	DPX	Saf	Pts
CAMACHO, Jimmy	0	8-11	15-15	0-0	0	0-0	0	0	39
JOHNSON, Keesea	3	0-0	0-0	0-0	0	0-0	0	0	18
HOKIT, Josh	2	0-0	0-0	0-0	0	0-0	0	0	12
RIVERS, Ronnie	2	0-0	0-0	0-0	0	0-0	0	0	12
GRIM, Derrion	1	0-0	0-0	0-0	0	0-0	0	0	6
ALLEN, Justin	1	0-0	0-0	0-0	0	0-0	0	0	6
RIDDERING, Kyle	1	0-0	0-0	0-0	0	0-0	0	0	6
JORDAN, Jamire	1	0-0	0-0	0-0	0	0-0	0	0	6
RICE, Jared	1	0-0	0-0	0-0	0	0-0	0	0	6
MIMS, Jordan	1	0-0	0-0	0-0	0	0-0	0	0	6
SCOTT, Da'Mari	1	0-0	0-0	0-0	0	0-0	0	0	6
BRYANT, Jaron	1	0-0	0-0	0-0	0	0-0	0	0	6
TEAM	0	0-0	0-0	0-0	0	0-0	0	1	2
NDOH, Emeka	0	0-0	0-0	0-0	0	0-0	0	1	2
Total.....	15	8-11	15-15	0-0	0	0-0	0	2	133
Opponents.....	15	2-4	14-15	0-0	0	0-0	0	0	110

TOTAL OFFENSE	G	Plays	Rush	Pass	Total	Avg/G
MCMARYION, Marcus	4	75	59	531	590	147.5
VIRGIL, Chason	3	88	6	524	530	176.7
RIVERS, Ronnie	4	40	200	0	200	50.0
HOKIT, Josh	4	18	83	81	164	41.0
MIMS, Jordan	4	26	109	0	109	27.2
O'NEAL, Deonte	4	8	47	0	47	11.8
PERRY, Deonte	1	8	31	0	31	31.0
SCOTT, Da'Mari	4	3	25	0	25	6.2
JOHNSON, S.	2	7	20	0	20	10.0
GRIM, Derrion	4	1	5	0	5	1.2
TEAM	4	4	-18	0	-18	-4.5
Total.....	4	278	567	1136	1703	425.8
Opponents.....	4	254	428	928	1356	339.0

ALL PURPOSE	G	Rush	Rec	PR	KOR	IR	Tot	Avg/G
SCOTT, Da'Mari	4	25	189	0	170	0	384	96.0
JOHNSON, Keesea	4	0	330	0	0	0	330	82.5
O'NEAL, Deonte	4	47	42	40	161	0	290	72.5
RIVERS, Ronnie	4	200	52	30	0	0	282	70.5
MIMS, Jordan	4	109	66	0	4	0	179	44.8
JORDAN, Jamire	4	0	85	0	71	0	156	39.0
HOKIT, Josh	4	83	45	0	0	0	128	32.0
RICE, Jared	4	0	118	0	0	0	118	29.5
GRIM, Derrion	4	5	109	0	0	0	114	28.5
MCMARYION, Marcus	4	59	0	0	0	0	59	14.8
ALLEN, Justin	4	0	51	0	0	0	51	12.8
JOHNSON, S.	2	20	23	0	0	0	43	21.5
PERRY, Deonte	1	31	0	0	0	0	31	31.0
RIDDERING, Kyle	4	0	25	0	0	0	25	6.2
BRYANT, Jaron	4	0	0	0	0	20	20	5.0
VIRGIL, Chason	3	6	0	0	0	0	6	2.0
PARKER, Namani	4	0	1	0	0	0	1	0.2
TEAM	4	-18	0	0	0	0	-18	-4.5
Total.....	4	567	1136	70	406	20	2199	549.8
Opponents.....	4	428	928	109	238	54	1757	439.2





2017 FRESNO STATE STATISTICS

DEFENSIVE LEADERS	GP	Tackles			TFL/Yds	-Sacks-	Pass Def			Fumbles		Blkd	
		Solo	Ast	Total			Int-Yds	BrUp	QBH	Rev-Yds	FF	Kick	Saf
ALLISON, J.	4	17	15	32	1.5-11	1.0-8	.	.	.	1	.	.	.
HELMUTH, George	4	10	9	19	3.0-18	2.0-15	.	.	.	1-0	1	.	.
BRYANT, Jaron	4	11	7	18	1.0-3	.	2-20	2
HUGHES, Juju	4	11	7	18	.	.	.	2
BAILEY, James	4	10	8	18	1.0-1	1	.
BELL, Mike	2	9	7	16	1.5-5
JOHNSON, Johnny	4	8	6	14	.	.	1-0
KELLY, Anthoula	4	11	1	12	2.0-8	.	.	1
SOECHTING, T.	4	5	5	10	.	.	.	1
RICE, Justin	4	6	3	9	2.0-5
STANLEY, Robert	4	5	3	8	3.0-11	.	.	1
OKEKE, Tobenna	4	4	3	7	2.0-3
MILTON, Ka'Lonn	4	5	2	7
JONES, Kwami	4	4	2	6	0.5-0
NDOH, Emeka	4	6	.	6	4.0-25	3.0-22	.	.	1	1-0	1	.	1
POTTS, DeShawn	4	3	3	6
COLEMAN, Sherman	3	5	1	6	.	.	1-0	1	.
FORRESTER, M.	4	3	3	6	0.5-4	.	.	.	1
GREEN, Justin	4	1	4	5
FINCH, Jackson	3	2	2	4	.	.	.	1
VAN HOOK, S.	4	2	2	4	2.0-15	1.0-12	.	.	1
HAYNES, Jasad	4	1	3	4	1.0-2	1-0	.	.	.
IAKOPO, Keiti	4	.	3	3
BELONY, Patrick	2	1	2	3
OTUKOLO, Nela	4	3	.	3
MADSEN, Nathan	4	1	2	3	0.5-3	.	.	.	2
FOSTER, Tainoa	3	1	1	2	0.5-1	.	.	1
VIRGIL, Chason	3	2	.	2
ATKINS, Kevin	4	1	1	2	1.0-4
DEGRUY, Damien	4	2	.	2	1.0-1
WESTBERRY, J.	4	.	1	1
MAFI, Maamaloa	4	1	.	1
CAGE, Richard	1	.	1	1
MOSBY, Arron	4	1	.	1
TEAM	4	1
Total.....	4	152	107	259	28-120	7-57	4-20	9	5	3-0	3	2	2
Opponents.....	4	164	104	268	20.0-59	4-23	3-54	11	4	2-0	4	.	.

DEFENSE GAME-BY-GAME

TACKLES	UA-A	Tot	UIW	ALA	UW	Nev	SJSU	UNM	SDSU	UNLV	BYU	UH	Wyo	BSU
ALLISON, J.	17-15	32	4-1	7-7	4-1	2-6
HELMUTH, George	10-9	19	2-2	1-0	3-1	4-6
BAILEY, James	10-8	18	0-1	3-1	3-2	4-4
BRYANT, Jaron	11-7	18	1-1	6-1	1-2	3-3
HUGHES, Juju	11-7	18	2-0	5-4	1-2	3-1
BELL, Mike	9-7	16	DNP	DNP	6-3	3-4
JOHNSON, Johnny	8-6	14	1-0	3-2	1-3	3-1
KELLY, Anthoula	11-1	12	6-0	2-0	1-0	2-1
SOECHTING, T.	5-5	10	1-0	1-2	2-0	1-3
RICE, Justin	6-3	9	1-0	1-1	4-1	0-1
STANLEY, Robert	5-3	8	3-0	1-1	1-2	-
MILTON, Ka'Lonn	5-2	7	3-0	2-1	-	0-1
OKEKE, Tobenna	4-3	7	-	1-1	2-0	1-2
JONES, Kwami	4-2	6	-	2-1	2-1	-
NDOH, Emeka	6-0	6	3-0	1-0	-	2-0
FORRESTER, M.	3-3	6	0-1	2-0	1-1	0-1
POTTS, DeShawn	3-3	6	-	2-1	0-2	1-0
COLEMAN, S.	5-1	6	2-0	-	3-1	DNP
GREEN, Justin	1-4	5	-	0-3	0-1	1-0
HAYNES, Jasad	1-3	4	1-1	0-1	0-1	-
FINCH, Jackson	2-2	4	-	1-2	1-0	DNP
VAN HOOK, S.	2-2	4	1-0	-	-	1-2
BELONY, Patrick	1-2	3	1-1	0-1	DNP	DNP
MADSEN, Nathan	1-2	3	-	0-1	1-0	0-1
OTUKOLO, Nela	3-0	3	2-0	-	1-0	-
IAKOPO, Keiti	0-3	3	-	0-1	0-1	0-1
DEGRUY, Damien	2-0	2	1-0	-	1-0	-
ATKINS, Kevin	1-1	2	1-0	-	-	0-1
CAGE, Richard	0-1	1	DNP	DNP	DNP	0-1
MAFI, Maamaloa	1-0	1	1-0	-	-	-
MOSBY, Arron	1-0	1	1-0	-	-	-





2017 FRESNO STATE STATISTICS

INDIVIDUAL GAME-BY-GAME

RUSHING	No-Yds/TD	UIW	ALA	UW	Nev	SJSU	UNM	SDSU	UNLV	BYU	UH	Wyo	BSU
RIVERS, Ronnie	40-200/2	9-60/1	9-29/0	10-29/0	12-82/1								
MIMS, Jordan	26-109/1	8-38/1	2-2/0	6-17/0	10-52/0								
HOKIT, Josh	16-83/2	4-13/2	4-12/0	3-29/0	5-29/0								
McMARYION, M.	13-59/0	1-7/0	1-15/0	5-23/0	6-14/0								
O'NEAL, Dejonte	8-47/0	5-37/0	-	2-11/0	1--1/0								
PERRY, Deonte	8-31/0	8-31/0	DNP	DNP	DNP								
SCOTT, Da'Mari	3-25/0	-	2-10/0	-	1-15/0								
JOHNSON, S.	7-20/0	5-13/0	DNP	2-7/0	DNP								
VIRGIL, Chason	5-6/0	-	3-2/0	2-4/0	DNP								
GRIM, Derrion WR	1-5/0	-	-	-	1-5/0								
TEAM	4--18/0	-	1--13/0	1--1/0	2--4/0								

RECEIVING	No-Yds/TD	UIW	ALA	UW	Nev	SJSU	UNM	SDSU	UNLV	BYU	UH	Wyo	BSU
JOHNSON, Keesean	26-330/3	7-120/0	8-55/0	4-51/0	7-104/3								
SCOTT, Da'Mari	18-189/1	2-32/0	7-67/0	5-40/1	4-50/0								
RICE, Jared	5-118/1	1-65/1	1-10/0	3-43/0	-								
GRIM, Derrion	7-109/1	2-14/0	2-23/1	1-3/0	2-69/0								
JORDAN, Jamire	4-85/1	2-64/1	1-7/0	-	1-14/0								
MIMS, Jordan	7-66/0	1-21/0	1-7/0	4-41/0	1--3/0								
RIVERS, Ronnie	6-52/0	3-22/0	1-6/0	-	2-24/0								
ALLEN, Justin	2-51/1	2-51/1	-	-	-								
HOKIT, Josh	7-45/0	-	2-16/0	2-4/0	3-25/0								
O'NEAL, Dejonte	6-42/0	-	1-5/0	2-12/0	3-25/0								
RIDDERING, Kyle	4-25/1	1-2/1	2-20/0	-	1-3/0								
JOHNSON, S.	2-23/0	2-23/0	DNP	-	DNP								
PARKER, Namani	1-1/0	-	-	-	1-1/0								

PASSING

#5 VIRGIL	Att.	Comp	Int	Pct	Yards	TD	Long	Sack	Yds	Effic
Incarnate Word	29	16	0	55.2	246	1	40	0	0	137.8
at No. 1 Alabama	34	21	1	61.8	180	1	30	2	9	110.1
at No. 6 Washington	20	11	1	55.0	98	1	19	0	0	102.7
TOTALS	83	48	2	57.8	524	3	40	2	9	118.0

#6 MCMARYION	Att.	Comp	Int	Pct	Yards	TD	Long	Sack	Yds	Effic
Incarnate Word	7	6	0	85.7	103	2	45	0	0	303.6
at No. 1 Alabama	7	5	0	71.4	36	0	12	0	0	114.6
at No. 6 Washington	16	10	0	62.5	96	0	23	1	7	112.9
Nevada	32	24	1	75.0	296	2	63	1	7	167.1
TOTALS	62	45	1	72.6	531	4	63	2	14	162.6

PUNT RET	No-Yds	UIW	ALA	UW	Nev	SJSU	UNM	SDSU	UNLV	BYU	UH	Wyo	BSU
O'NEAL, Dejonte	3-40	3-40	-	-	-								
RIVERS, Ronnie	4-30	2-19	-	1-6	1-5								

KICK RET	No-Yds	UIW	ALA	UW	Nev	SJSU	UNM	SDSU	UNLV	BYU	UH	Wyo	BSU
SCOTT, Da'Mari	7-170	2-42	3-94	1-18	1-16								
O'NEAL, Dejonte	8-161	1-22	2-33	5-106	-								
JORDAN, Jamire	1-71	-	-	-	1-71								

INT RET	No-Yds	UIW	ALA	UW	Nev	SJSU	UNM	SDSU	UNLV	BYU	UH	Wyo	BSU
BRYANT, Jaron	2-20	-	-	-	2-20								
JOHNSON, Johnny	1-0	-	-	-	1-0								
COLEMAN, S.	1-0	1-0	-	-	DNP								





2017 FRESNO STATE STATISTICS

TKLS FOR LOSS	UA-A	Tot	UIW	ALA	UW	Nev	SJSU	UNM	SDSU	UNLV	BYU	UH	Wyo	BSU
NDOH, Emeka	4-0	4.0	3.0-23	-	-	1.0-2								
STANLEY, Robert	2-2	3.0	1.0-5	0.5-4	1.5-2	-								
HELMUTH, George	3-0	3.0	-	-	2.0-9	1.0-9								
OKEKE, Tobenna	2-0	2.0	-	-	1.0-2	1.0-1								
RICE, Justin	2-0	2.0	1.0-4	-	1.0-1	-								
KELLY, Anthoula	2-0	2.0	1.0-4	-	1.0-4	-								
VAN HOOK, S.	2-0	2.0	1.0-3	-	-	1.0-12								
BELL, Mike	1-1	1.5	DNP	DNP	1.5-5	-								
ALLISON, J.	1-1	1.5	-	1.0-8	-	0.5-3								
DEGRUY, Damien	1-0	1.0	-	-	1.0-1	-								
BAILEY, James	1-0	1.0	-	1.0-1	-	-								
BRYANT, Jaron	1-0	1.0	-	1.0-3	-	-								
HAYNES, Jasad	0-2	1.0	0.5-1	-	0.5-1	-								
ATKINS, Kevin	1-0	1.0	1.0-4	-	-	-								
MADSEN, Nathan	0-1	0.5	-	0.5-3	-	-								
JONES, Kwami	0-1	0.5	-	-	0.5-0	-								
FORRESTER, M.	0-1	0.5	-	-	-	0.5-4								
FOSTER, Tainoa	0-1	0.5	0.5-1	-	-	DNP								

SACKS	UA-A	Tot	UIW	ALA	UW	Nev	SJSU	UNM	SDSU	UNLV	BYU	UH	Wyo	BSU
NDOH, Emeka	3-0	3.0	2.0-20	-	-	1.0-2								
HELMUTH, George	2-0	2.0	-	-	1.0-6	1.0-9								
VAN HOOK, S.	1-0	1.0	-	-	-	1.0-12								
ALLISON, J.	1-0	1.0	-	1.0-8	-	-								

LONG PLAYS (20 OR MORE YARDS)

	FS Long Plays			Opponent Long Plays			
	Rush	Pass	Total	Rush	Pass	Total	
Incarnate Word	1	10	11	0	1	1	
Alabama	0	2	2	3	2	5	
Washington	0	2	2	1	4	5	
Nevada	0	5	5	0	4	4	
San Jose State							
New Mexico							
SDSU							
UNLV							
BYU							
Hawai'i							
Wyoming							
Boise State							
Totals	1	19	20	4	11	15	

DRIVE SUPERLATIVES

	Fresno State	Opponent
Most Yards (Result)	84 (TD) - UIW	77 (TD) - ALA
Most Plays (Result)	13 (downs) - UIW	14 (miss FG) - UIW
Most Time (Result)	7:49 (downs) - UIW	5:53 (miss FG) - UIW

FRESNO STATE POINTS OFF TURNOVERS

Game	TOs Gained	TDs	FG	Pts	FS (Fumbles Lost/INT)
Incarnate Word	2 (1 INT/1 FR)	2	0	14	0 (0 INT/0 FL)
Alabama	0 (0 INT/0 FR)	0	0	0	1 (1 INT/0 FL)
Washington	2 (0 INT/2 FR)	0	2	6	1 (1 INT/0 FL)
Nevada	3 (3 INT/0 FR)	1	0	7	3 (1 INT/2 FL)
San Jose State					
New Mexico					
SDSU					
UNLV					
BYU					
Hawai'i					
Wyoming					
Boise State					
Totals	7 (4 INT/3 FR)	3	2	27	5 (3 INT/2 FL)
Opponents	5 (3 INT/2 FR)	2	1	16	

GAME-OPENING DRIVES

Opponent	[---Fresno State---]			[-----Opponent-----]		
	Pts.	1st Dwns	Yds.	Pts.	1st Dwns	Yds
Incarnate Word	0	0	9	0	2	29
Alabama	0	0	7	7	2	73
Washington	0	1	17	7	3	76
Nevada	7	2	29	0	2	19
San Jose State						
New Mexico						
SDSU						
UNLV						
BYU						
Hawai'i						
Wyoming						
Boise State						

SECOND HALF-OPENING DRIVES

Opponent	[---Fresno State---]			[-----Opponent-----]		
	Pts.	1st Dwns	Yds.	Pts.	1st Dwns	Yds
Incarnate Word	7	2	61	0	1	-8
Alabama	0	2	32	0	2	31
Washington	0	0	7	7	1	70
Nevada	0	1	18	0	0	4
San Jose State						
New Mexico						
SDSU						
UNLV						
BYU						
Hawai'i						
Wyoming						
Boise State						

PENALTY NUMBERS

	FS Pen.-Yds.	Opp. Pen.-Yds
Incarnate Word	3-15	7-50
Alabama	1-6	4-30
Washington	6-54	4-41
Nevada	8-61	4-20
San Jose State		
New Mexico		
SDSU		
UNLV		
BYU		
Hawai'i		
Wyoming		
Boise State		





2017 FRESNO STATE STATISTICS

FRESNO STATE CHUNK PLAYS

Yards	Opponent	Play	Result
71	Nev	Jordan kick return	1st-10
65	UIW	Hokit pass to Rice, Ja.	TD
63	ALA	Scott kick return	1st-10
63	Nev	McMaryion pass to Grim	1st-10
45	UIW	McMaryion pass to Allen	TD
44	UIW	O'Neal punt return	1st-10
40	UIW	Virgil pass to Jordan	1st-Goal
40	Nev	McMaryion pass to Johnson, K.	TD
34	UIW	Virgil pass to Johnson, K.	1st-10
30	ALA	Virgil pass to Scott	1st-10
29	UIW	Virgil pass to Johnson, K.	1st-10
26	ALA	Virgil pass to Grim	TD
25	UIW	Virgil pass to Scott	1st-10
24	UIW	McMaryion pass to Jordan	TD
24	UIW	Virgil pass to Johnson, K.	1st-10
23	Wash.	McMaryion to Scott	1st-10
23	Nev	McMaryion pass to Scott	1st-10
22	Nev	McMaryion pass to Scott	1st-10
21	UIW	Virgil pass to Mims	1st-10
21	Wash.	McMaryion to Mims	1st-10
21	Nev	McMaryion pass to Hokit	1st-10
20	UIW	Virgil pass to Johnson, K.	1st-10

Only KO returns of 35 yards or more or INT & PR of 25 yards or more are included

OPPONENT CHUNK PLAYS

Yards	Opponent	Play	Result
77	Wash.	Pettis punt return	TD
73	Wash.	Browning to Pettis	TD
55	ALA	Hurts rush	TD
50	Wash.	Browning to Bryant	1st-10
40	Nev	Gangi pass to Mannix	1st-10
36	Wash.	Pettis pass to Bryant	1st-10
34	UIW	Laird pass to Brooks	1st-10
28	ALA	Hurts rush	1st-10
28	Wash.	Gaskin rush	TD
25	ALA	Hurts rush	1st-10
24	ALA	Tagovailoa pass to Marks	1st-10
24	Nev	Gangi pass to Demps	1st-10
23	ALA	Hurts pass to Hentges	TD
21	Nev	Gangi pass to Demps	1st-10
21	Nev	Gangi pass to Armstrong	TD
20	Wash.	Browning to Lenius	1st-Goal

Only KO returns of 35 yards or more or INT & PR of 25 yards or more are included




2017 FRESNO STATE PARTICIPATION

#	Name	GP/GS	#	Name	GP/GS	#	Name	GP/GS
79	AIBUEDEFE, Nick	3/-	33	HOKIT, Josh	4/-	2	POTTS, DeShawn	4/4
13	ALLEN, Justin	4/-	23	HUGHES, Juju	4/4	16	RICE, Jared	4/1
9	ALLISON, J.	4/4	98	IAKOPO, Keiti	4/-	29	RICE, Justin	4/-
90	ATKINS, Kevin	4/-	80	JAVERNICK	4/-	89	RIDDERING, Kyle.....	4/4
7	BAILEY, James	4/4	96	JEANNITON, K.	1/-	20	RIVERS, Ronnie	4/3
4	BELL, Mike	2/-	17	JOHNSON, Johnny.....	4/4	8	SCOTT, Da'Mari	4/3
94	BELONY, Patrick	2/-	3	JOHNSON, Keesea.....	4/3	22	SOECHTING, T.	4/-
51	BOYER, Markus	3/-	24	JOHNSON, S.	2/-	73	ST. ANDREW, M.	4/4
14	BRYANT, Jaron	4/3	33	JONES, Kwami	4/-	32	STANLEY, Robert.....	4/4
26	BURT, Brian	1/-	1	JORDAN, Jamire	4/3	88	TANGIPA, David	4/-
42	CAGE, Richard	1/-	6	KELLY, Anthoula	4/1	65	TUITELE, Syrus	3/-
36	CAMACHO, Jimmy	4/-	91	MADSEN, Nathan	4/4	44	VAN HOOK, S.	4/-
82	COLEMAN, Donte	1/-	13	MAFI, Kesomi	2/-	5	VIRGIL, Chason	3/3
25	COLEMAN, S.	3/-	38	MAFI, Maamaloa	4/-	53	WESTBERRY, J.	4/-
58	CRONK, C.	4/4	41	MANNING, Ronnie.....	1/-	66	WOODLEY, Quireo	3/-
47	CUSICK, Blake	4/-	6	McMARYION, M.	4/1	31	WRIGHT, Andrew	2/-
19	DALENA, Frank	1/-	27	MILTON, Ka'Lonn.....	4/-			
1	DEGRUY, Damien	4/-	22	MIMS, Jordan	4/1			
18	FINCH, Jackson	3/-	77	MITCHELL, Aaron.....	4/4			
97	FORRESTER, M.	4/4	15	MOSBY, Arron	4/-			
50	FOSTER, Tainoa	3/-	52	MUTI, Netane	4/4			
28	GAGNON, Kenny	1/-	5	NDOH, Emeka	4/-			
76	GAMA, Shane	1/-	11	O'NEAL, Dejonte	4/1			
84	GRAYSON, A.	1/-	56	OKEKE, Tobenna	4/4			
40	GREEN, Justin	4/3	10	OTUKOLO, Nela	4/-			
7	GRIM, Derrion	4/-	87	PARKER, Namani	4/1			
93	HAYNES, Jasad	4/-	78	PATTERSON, D.	4/4			
34	HELMUTH, George.....	4/1	4	PERRY, Deonte	1/-			
86	HENDRICKSON, K.....	2/-	74	POPOLIZIO, Ryan	3/-			

2017 GAME-BY-GAME OFFENSIVE STARTERS

DATE	OPPONENT	LT	LG	C	RG	RT	QB	RB	WR	WR	WR	TE
9/2	Incarnate Word	Cronk	Muti	Mitchell	St. Andrew	Patterson	Virgil	Rivers	Jordan	Johnson, K.	Scott	Riddering
9/9	at Alabama	Cronk	Muti	Mitchell	St. Andrew	Patterson	Virgil	Rivers	Jordan	Johnson, K.	Scott	Riddering
9/16	at Washington	Cronk	Muti	Mitchell	St. Andrew	Patterson	Virgil	Rivers	Jordan	Johnson, K.	Scott	Riddering
9/30	Nevada*	Cronk	Muti	Mitchell	St. Andrew	Patterson	McMaryion	Mims	O'Neal	Parker, N.	Rice (TE)	Riddering
10/7	at San Jose State*											
10/14	New Mexico*											
10/21	at San Diego State*											
10/28	UNLV*											
11/4	BYU											
11/11	at Hawai'i*											
11/18	at Wyoming*											
11/25	Boise State*											

2017 GAME-BY-GAME DEFENSIVE STARTERS

DATE	OPPONENT	DE	DT	DT	DE	LB	LB	LB	CB	FS	SS	CB
9/2	Incarnate Word	Stanley	Forrester	Madsen	Okeke	Green	Allison	Bailey	Johnson, J.	Potts	Hughes, J.	Bryant
9/9	at Alabama	Stanley	Forrester	Madsen	Okeke	Green	Allison	Bailey	Johnson, J.	Potts	Hughes, J.	Bryant
9/16	at Washington	Stanley	Forrester	Madsen	Okeke	Green	Allison	Bailey	Johnson, J.	Potts	Hughes, J.	Kelly
9/30	Nevada*	Stanley	Forrester	Madsen	Okeke	Helmuth	Allison	Bailey	Johnson, J.	Potts	Hughes, J.	Bryant
10/7	at San Jose State*											
10/14	New Mexico*											
10/21	at San Diego State*											
10/28	UNLV*											
11/4	BYU											
11/11	at Hawai'i*											
11/18	at Wyoming*											
11/25	Boise State*											





TURNOVERS YEAR-BY-YEAR - SINCE 2008

2017 - Fresno State Record: 2-2									
Fresno State					Opponents				
Date	Opponent	Sacks	FR	INT	Turnovers Gained	Sacks	FR	INT	Turnovers Lost
9/2	Incarnate Word	2	1	1	2	0	0	0	0
9/9	at Alabama	1	0	0	0	2	0	1	1
9/16	at Washington	1	2	0	2	1	0	1	1
9/30	Nevada	3	0	3	3	1	2	1	3
10/7	at San Jose State								
10/14	New Mexico								
10/21	at San Diego St.								
10/28	UNLV								
11/4	BYU								
11/11	at Hawai'i								
11/18	at Wyoming								
11/25	Boise State								
Totals	12 Games	7	3	4	7	4	2	3	5

NATIONAL RANKINGS

Sacks: 82

Fumble Recoveries: 51

Passes Intercepted: 55

Turnovers Gained: 61

Turnover Margin: 35

NATIONAL RANKINGS

Sacks Allowed: 12

Fumbles Lost: 24

INTs Thrown: 43

Turnovers Lost: 25

Turnover Margin: 35

2016 - Fresno State Record: 1-11									
Fresno State					Opponents				
Date	Opponent	Sacks	FR	INT	Turnovers Gained	Sacks	FR	INT	Turnovers Lost
9/3	at Nebraska	0-0	0	0	0	4-21	0	2	2
9/10	Sacramento St.	3-11	0	2	2	2-19	1	1	2
9/17	at Toledo	0-0	0	0	0	5-35	0	0	0
9/24	Tulsa	4-34	1	1	2	2-9	1	1	2
10/1	at UNLV	0-0	0	0	0	2-20	0	1	1
10/8	at Nevada	1-15	1	0	1	1-4	2	0	2
10/14	San Diego St.	1-1	0	0	0	2-12	0	3	3
10/22	at Utah St.	0-0	0	0	0	1-6	0	0	0
10/28	Air Force	1-6	1	0	1	2-11	0	4	4
11/5	at Colorado St.	0-0	0	0	0	5-26	0	1	1
11/19	Hawai'i	2-15	0	1	1	1-6	0	0	0
11/26	San Jose St.	2-12	1	1	2	4-17	1	0	1
Totals	12 Games	14-94	4	5	9	31-186	5	13	18

NATIONAL RANKINGS

Sacks: T-117

Fumble Recoveries: T-116

Passes Intercepted: T-117

Turnovers Gained: T-126

Turnover Margin: T-117

NATIONAL RANKINGS

Sacks Allowed: T-96

Fumbles Lost: T-12

INTs Thrown: T-88

Turnovers Lost: T-47

Turnover Margin: T-117

2015 - Fresno State Record: 3-8									
Fresno State					Opponents				
Date	Opponent	Sacks	FR	INT	Turnovers Gained	Sacks	FR	INT	Turnovers Lost
9/3	Abilene Christian	5-30	0	2	2	0-0	1	2	3
9/12	at No. 14 Ole Miss	1-8	2	1	3	1-15	1	3	4
9/19	No. 21 Utah	0-0	2	1	3	1-5	2	0	2
9/26	at San Jose St.	6-35	1	0	1	2-19	0	1	1
10/3	at San Diego St.	3-25	1	0	1	3-27	0	0	0
10/10	Utah State	2-13	1	0	1	5-25	1	3	4
10/16	UNLV	6-24	0	0	0	0-0	1	0	1
10/24	at Air Force	0-0	1	0	1	2-9	0	1	1
11/5	Nevada	2-18	0	1	1	3-20	1	3	4
11/14	at Hawai'i	2-13	1	3	4	3-16	0	0	0
11/21	at BYU	1-5	2	0	2	4-26	0	3	3
11/28	Colorado St.	0-0	0	1	1	2-16	0	0	0
Totals	12 Games	28-171	11	9	20	24-152	7	16	23

NATIONAL RANKINGS

Sacks: T-29

Fumble Recoveries: T-7

Passes Intercepted: T-79

Turnovers Gained: T-50

Turnover Margin: T-93

NATIONAL RANKINGS

Sacks Allowed: T-73

Fumbles Lost: T-54

INTs Thrown: T-118

Turnovers Lost: T-113

Turnover Margin: T-93

2014 - Fresno State Record: 6-8									
Fresno State					Opponents				
Date	Opponent	Sacks	FR	INT	Turnovers Gained	Sacks	FR	INT	Turnovers Lost
8/30	at USC	0-0	2	0	2	1-10	0	4	4
9/6	at Utah	2-11	0	0	0	7-34	1	0	1
9/13	Nebraska	0-0	1	0	1	4-29	0	0	0
9/20	Southern Utah	4-10	1	1	2	0-0	0	1	1
9/26	at New Mexico	2-14	0	0	0	3-24	1	1	2
10/3	San Diego State	2-12	1	2	3	3-7	1	1	2
10/10	at UNLV	5-13	0	1	1	1-1	1	2	3
10/17	at Boise State	2-10	1	0	1	5-22	0	1	1
11/1	Wyoming	1-6	1	0	1	2-6	0	2	2
11/8	San Jose State	0-0	1	2	3	1-5	1	1	2
11/22	at Nevada	3-24	3	1	4	3-20	1	1	2
11/29	Hawai'i	6-34	0	2	2	2-17	0	2	2
12/6	at Boise State*	1-5	0	0	0	4-24	0	3	3
12/24	vs. Rice!	2-14	0	0	0	4-24	0	2	2
Totals	14 Games	30-153	11	9	20	40-223	6	21	27

NATIONAL RANKINGS

Sacks: 65

Fumble Recoveries: T-38

Passes Intercepted: T-91

Turnovers Gained: T-55

Turnover Margin: T-103

NATIONAL RANKINGS

Sacks Allowed: T-105

Fumbles Lost: T-19

INTs Thrown: 123

Turnovers Lost: T-109

Turnover Margin: T-103

2013 - Fresno State Record: 11-2									
Fresno State					Opponents				
Date	Opponent	Sacks	FR	INT	Turnovers Gained	Sacks	FR	INT	Turnovers Lost
8/29	Rutgers	1-10	1	1	2	1-4	2	1	3
9/7	Cal Poly	1-10	1	0	1	0-0	1	0	1
9/14	at Colorado					-----GAME CANCELED (FLOODING)-----			
9/20	Boise State	4-19	1	1	2	1-2	0	0	0
9/28	at Hawai'i	7-46	0	2	2	1-1	3	2	5
10/5	at Idaho	6-41	1	4	5	0-0	1	2	3
10/19	UNLV	3-12	0	0	0	0-0	0	1	1
10/26	at San Diego St.	2-12	1	1	2	2-22	0	0	0
11/2	Nevada	3-18	0	1	1	2-14	1	0	1
11/9	at Wyoming	1-8	1	1	2	1-9	0	0	0
11/23	New Mexico	3-25	0	0	0	0-0	0	0	0
11/29	at San Jose St.	0-0	2	0	2	0-0	0	1	1
12/7	Utah State*	8-49	0	2	2	3-19	3	2	5
12/21	vs. USC!	1-17	1	1	2	0-0	0	1	1
Totals	13 Games	40-250	9	14	23	12-72	11	10	21

NATIONAL RANKINGS

Sacks: 6

Fumble Recoveries: T-56

Passes Intercepted: T-40

Turnovers Gained: T-47

Turnover Margin: T-48

NATIONAL RANKINGS

Sacks Allowed: 6

Fumbles Lost: T-84

Interceptions Thrown: T-35

Turnovers Lost: T-57

Turnover Margin: T-48

2012 - Fresno State Record: 9-4									
Fresno State					Opponents				
Date	Opponent	Sacks	FR	INT	Turnovers Gained	Sacks	FR	INT	Turnovers Lost
9/1	Weber State	4-17	0	1	1	1-13	0	0	0
9/8	at No. 4 Oregon	3-34	3	0	3	3-16	0	0	0
9/15	Colorado	4-24	0	4	4	0-0	1	1	2
9/22	at Tulsa	0-0	0	3	3	2-13	2	0	2
9/29	San Diego St.	5-35	2	3	5	1-9	2	2	4
10/6	at Colorado St.	4-29	1	1	2	2-18	0	0	0
10/13	at Boise St.	1-0	0	1	1	3-21	1	1	2
10/20	Wyoming	1-8	0	2	2	2-15	2	0	2
10/27	at New Mexico	1-4	1	1	2	2-11	0	1	1
11/3	Hawai'i	5-19	2	1	3	3-21	0	1	1
11/10	at Nevada	3-26	2	2	4	1-7	1	0	1
11/24	Air Force	3-15	2	1	3	1-7	1	0	1
12/24	SMU!	5-24	0	2	2	7-53	2	2	4
Totals	13 games	40-239	13	22	35	29-207	12	8	20

NATIONAL RANKINGS

Sacks: 9

Fumble Recoveries: T-27

Passes Intercepted: 3

Turnovers Gained: 5

Turnover Margin: T-7

NATIONAL RANKINGS

Sacks Allowed: T-78

Fumbles Lost: T-77

Interceptions Thrown: T-28

Turnovers Lost: T-46

Turnover Margin: T-7

2011 - Fresno State Record: 4-9									
Fresno State					Opponents				
Date	Opponent	Sacks	FR	INT	Turnovers Gained	Sacks	FR	INT	Turnovers Lost
9/3	vs. California	2-17	1	1	2	6-30	1	1	2
9/10	at No. 10 Nebraska	1-4	0	2	2	0-0	1	0	1
9/17	North Dakota	2-23	0	0	0	3-26	0	0	0
9/24	at Idaho	2-12	0	0	1	0-0	0	2	2
10/1	Ole Miss	1-7	0	0	0	2-18	1	1	2
10/7	No. 5 Boise St.	0-0	0	0	0	0-0	2	2	4
10/15	Utah State	3-15	1	0	1	0-0	2	0	2
10/22	at Nevada	2-8	0	0	0	1-2	2	0	2
11/5	La Tech	1-8	0	0	0	3-12	1	2	3
11/12	at New Mexico St.	2-17	0	1	1	1-4	1	0	1
11/19	at Hawai'i	4-32	0	0	0	1-3	0	0	0
11/26	San Jose St.	0-0	1	1	2	0-0	2	1	3
12/3	at San Diego St.	2-15	0	0	0	3-28	0	1	1
Totals	13 Games	20-143	4	5	9	17-95	13	9	22

NATIONAL RANKINGS

Sacks: T-79

Fumble Recoveries: T-117

Passes Intercepted: T-111

Turnovers Gained: T-119

Turnover Margin: T-111

NATIONAL RANKINGS

Sacks Allowed: T-35

Fumbles Lost: T-99

Interceptions Thrown: T-39

Turnovers Lost: T-72



INDIVIDUAL GAME HIGHS

PASSING

Name	Attempts		Completions		Yards		Career 300-Yard Passing Games
	2017	Career	2017	Career	2017	Career	
Chason Virgil	34 (at Alabama)	45 (2x)	21 (at Alabama)	27 (*16 at Utah St.)	246 (UIW)	303 (*16 Air Force)	1
Marcus McMaryion	24 (Nevada)	Same	32 (Nevada)	Same	296 (Nevada)	Same	--
Name	Longest Pass		TDs		INTs		
	2017	Career	2017	Career	2017	Career	
Chason Virgil	40 (UIW)	85 (*16 at Toledo)	1 (2x)	3 (*16 Air Force)	1 (2x)	4 (*16 Air Force)	
Marcus McMaryion	63 (Nevada)	Same	2 (Nevada)	Same	1 (Nevada)	Same	

RUSHING

Name	Attempts		Yards		TDs		Longest Career Run	100-Yd Games
	2017	Career	2017	Career	2017	Career		
Derrion Grim	1 (Nevada)	Same	5 (Nevada)	Same	--	--	5 (Nevada)	--
Josh Hokit	5 (Nevada)	18 (*16 Hawai'i)	29 (2x)	97 (*16 Hawai'i)	2 (UIW)	Same	19 (Nevada)	--
KeeSean Johnson	--	1 (3x)	--	10 (*16 at Nevada)	--	--	10 (*16 at Nevada)	--
Saevion Johnson	5 (UIW)	Same	13 (UIW)	Same	--	--	11 (UIW)	--
Jamire Jordan	--	6 (*16 at UNLV)	--	44 (*16 Tulsa)	--	1 (*16 Tulsa)	44 (*16 Tulsa)	--
Marcus McMaryion	6 (Nevada)	Same	23 (at Washington)	Same	--	--	19 (at Washington)	--
Jordan Mims	10 (Nevada)	Same	54 (Nevada)	Same	1 (UIW)	Same	17 (Nevada)	--
Dejonte O'Neal	5 (UIW)	Same	37 (UIW)	Same	--	1 (*16 Sac St.)	17 (2x)	--
Deonte Perry	8 (UIW)	Same	31 (UIW)	Same	--	--	8 (UIW)	--
Ronnie Rivers	12 (Nevada)	Same	82 (Nevada)	Same	1 (2x)	Same	30 (UIW)	--
Da'Mari Scott	2 (at Alabama)	Same	15 (Nevada)	Same	--	--	15 (Nevada)	--
Chason Virgil	3 (at Alabama)	19 (*16 Tulsa)	4 (at Washington)	47 (*16 Tulsa)	--	2 (*16 Tulsa)	28 (*16 SDSU)	--

RECEIVING

Name	Receptions		Yards		TDs		Longest Career Reception	100-Yd Games
	2017	Career	2017	Career	2017	Career		
Justin Allen	2 (UIW)	Same	51 (UIW)	Same	1 (UIW)	Same	45 (UIW)	--
Derrion Grim	2 (4x)	Same	69 (Nevada)	Same	1 (at Alabama)	Same	63 (Nevada)	--
Josh Hokit	3 (Nevada)	Same	25 (Nevada)	Same	--	--	21 (Nevada)	--
KeeSean Johnson	8 (at Alabama)	10 (*16 Air Force)	120 (UIW)	142 (*16 Air Force)	3 (Nevada)	3 (2x)	53 (*16 SJSU)	3
Jamire Jordan	2 (UIW)	10 (*16 at Utah St.)	65 (UIW)	115 (*16 Air Force)	1 (UIW)	1 (8x)	85 (*16 at Toledo)	4
Jordan Mims	4 (at Washington)	Same	41 (at Washington)	Same	--	--	21 (2x)	--
Dejonte O'Neal	3 (Nevada)	4 (*16 at Toledo)	25 (Nevada)	Same	--	--	16 (at Washington)	--
Namani Parker	1 (Nevada)	Same	1 (Nevada)	Same	--	--	1 (Nevada)	--
Jared Rice	3 (at Washington)	Same	65 (UIW)	Same	1 (UIW)	1 (3x)	65 (UIW)	--
Kyle Riddering	2 (at Alabama)	3 (*16 at Utah St.)	20 (at Alabama)	Same	1 (UIW)	Same	12 (*16 at Nevada)	--
Ronnie Rivers	3 (UIW)	Same	24 (Nevada)	Same	--	--	21 (Nevada)	--
Da'Mari Scott	7 (at Alabama)	Same	67 (at Alabama)	102 (*14 So. Utah)	1 (at Washington)	2 (*15 at Hawai'i)	81 (*14 So. Utah)	--

DEFENSE

Name	Tackles		TFL		Sacks		INT	FF
	2017	Career	2017	Career	2017	Career		
Jeffrey Allison	14 (at Alabama)	Same	1.0 (at Alabama)	Same	1.0 (at Alabama)	Same	--	1 (UW)
Kevin Atkins	1 (Nevada)	Same	1.0 (UIW)	Same	--	--	--	--
James Bailey	9 (Nevada)	9 (2x)	1.0 (at Alabama)	1.5 (*16 Tulsa)	--	0.5 (*16 Tulsa)	--	--
Mike Bell	9 (at Washington)	Same	1.5 (at Washington)	Same	--	--	--	--
Patrick Belony	2 (UIW)	3 (*16 SDSU)	--	0.5 (2x)	--	--	--	--
Jaron Bryant	7 (at Alabama)	Same	1.0 (at Alabama)	Same	--	--	2 (Nevada)	--
Richard Cage	1 (Nevada)	Same	--	--	--	--	--	--
Sherman Coleman Jr.	4 (at Washington)	Same	--	--	--	--	1 (UIW)	--
Damien DeGruy	1 (2x)	Same	--	--	--	--	--	--
Jackson Finch	3 (at Alabama)	Same	--	--	--	--	--	--
Malik Forrester	2 (2x)	6 (2x)	0.5 (Nevada)	2.0 (*16 SDSU)	--	1.0 (*16 Tulsa)	--	--
Tainoa Foster	2 (UIW)	Same	0.5 (UIW)	Same	--	--	--	--
Justin Green	3 (at Alabama)	8 (*15 at SJSU)	--	1.0 (5x)	--	1.0 (4x)	--	1 (*15 at Miss)
Jasad Haynes	2 (UIW)	Same	0.5 (UIW)	Same	--	--	--	--
George Helmuth	10 (Nevada)	Same	2.0 (at Washington)	Same	1.0 (2x)	Same	--	1 (at UW)
Juju Hughes	9 (at Alabama)	Same	--	1.5 (*16 Air Force)	--	--	--	--
Keiti Iakopo	1 (3x)	Same	--	--	--	--	--	--
Kwami Jones	3 (2x)	Same	0.5 (at Washington)	Same	--	--	--	--
Johnny Johnson Jr.	5 (at Alabama)	Same	--	--	--	--	1 (Nevada)	--
Tank Kelly	6 (UIW)	Same	1.0 (2x)	Same	--	--	--	--
Nate Madsen	1 (3x)	5 (*15 vs. Utah)	0.5 (at Alabama)	2.0 (*14 vs. SUU)	--	1.0 (2x)	--	--
Maamaloa Mafi	1 (UIW)	Same	--	--	--	--	--	--
Ka'Lonn Milton	3 (2x)	Same	--	--	--	--	--	--
Arron Mosby	1 (UIW)	Same	--	--	--	--	--	--
Emeka Ndoh	3 (UIW)	Same	3.0 (UIW)	Same	2.0 (UIW)	Same	--	1 (UIW)
Tobenna Okeke	3 (Nevada)	9 (Air Force)	1.0 (2x)	2.0 (*15 vs. ACU)	--	1.0 (4x)	--	--
Nela Otukolo	2 (UIW)	10 (*16 SDSU)	--	1.5 (*15 vs. Utah)	--	1.0 (3x)	--	1 (*16 AF)
DeShawn Potts	3 (at Alabama)	11 (*16 SDSU)	--	1.0 (*16 at Toledo)	--	--	--	--
Justin Rice	5 (at Washington)	Same	1.0 (2x)	Same	--	--	--	--
Trent Soechting	4 (Nevada)	10 (*16 Air Force)	--	1.0 (*16 at Nebraska)	--	--	--	--
Robert Stanley	3 (2x)	12 (*16 SJSU)	1.5 (at Washington)	1.5 (2x)	--	--	--	--
Stephen Van Hook	3 (Nevada)	1 (2x)	1.0 (2x)	Same	1 (Nevada)	Same	--	--





THE LAST TIME

A Bulldog Player Had... RUSHING

300+ yards rushing:

Never

250-299 yards rushing:

261, Robbie Rouse at Nevada (11/10/12)

200-249 yards rushing:

217, Robbie Rouse vs. Nevada (11/13/10)

150-199 yards rushing:

169, Dontel James at Nevada (10/8/16)

100 yard rushing game by a quarterback:

142, Bill Yancy, at McNeese State (9/9/78)

Back-to-back 200-yard rushing games:

Robbie Rouse, 11/6/10-11/13/10

Five+ consecutive 100-yard rushing games:

9 games, Ryan Matthews, 9/5-11/7/09

Four consecutive 100-yard rushing games:

Marteze Waller, 10/10-11/8/14

2 rushers with 100 yards:

Marteze Waller (145) & Josh Quezada (112)
vs. San Jose State (11/8/14)

90+ yard rushing play:

94, Robbie Rouse vs. Colorado (9/15/12) - TD

80-89 yard rushing play:

80, Lonyae Miller vs. Hawai'i (10/4/08)

70-79 yard rushing play:

76, Marteze Waller at Boise State (10/17/14)

60-69 yard rushing play:

66, Brian Burrell vs. Nebraska (9/13/14) - TD

40+ rushing attempts:

43, Robbie Rouse at La Tech (11/6/10)

30-39 rushing attempts:

36, Robbie Rouse at Nevada (11/10/12)

2 rushers with 2 TDs:

Kilton Anderson (2), Marteze Waller (2) vs.
Colorado State (10/16/15)

5 TDs rushing:

Don Driscoll vs. Cal State-Los Angeles (10/2/54)

4 TDs rushing:

Michael Pittman at San Jose State (11/15/97)

3 TDs rushing:

Ryan Matthews at Illinois (12/5/09)

3 TDs rushing by a quarterback:

Trent Dilfer vs. UNLV (10/26/91)

2 TDs rushing by a quarterback:

Kilton Anderson vs. UNLV (10/16/15)

RECEIVING

200+ yards receiving:

264, Davante Adams at San Jose St. (11/29/13)

150-199 yards receiving:

194, Aaron Peck at UNLV (10/1/16)

2 receivers with 100 yards receiving:

KeeSean Johnson (142),
Jamire Jordan (115) vs. Air Force (10/28/16)

3 receivers with 100 yards receiving:

Davante Adams (246), Josh Harper (161),
Isaiah Burse (112) vs. New Mexico (11/23/13)

90+ yard pass play:

97, Isaiah Burse from Derek Carr vs. Colorado
(9/15/12) - TD

80-89 yard pass play:

80, Aaron Peck from Chason Virgil at UNLV
(10/1/16) - TD

70-79 yard pass play:

75, Davante Adams from Derek Carr vs. UNLV
(10/19/13)

60-69 yard pass play:

63, Derrion Grim from Marcus McMaryion vs.
Nevada (9/30/17)

50-59 yard pass play:

53, KeeSean Johnson from Zach Kline vs.
San Jose State (11/26/16)

10-14 receptions:

KeeSean Johnson (10) vs. Air Force (10/28/16)

15+ or more receptions:

Isaiah Burse (17) vs. Utah State (12/7/13)

2+ receivers with 10 or more catches:

Davante Adams (13), Isaiah Burse (10)
at San Jose St. (11/29/13)

2 receivers with 2 TDs:

Davante Adams (4), Josh Harper (4)
vs. New Mexico (11/23/13)

A TE with two TDs:

Chad Olsen (2) at UNLV (10/10/14) & vs. ACU (9/3/15)

3+ TDs receiving:

KeeSean Johnson (3) vs. Nevada (9/30/17)

Back-to-back games with 2+ TDs receiving:

Davante Adams
11/23/13 vs. UNM (4), 11/29/13 (3) at SJSU

Back-to-back 100-yard plus receiving games:

Davante Adams (3),
11/23/13 (246) -11/29/13 (264) - 12/7/13 (168)

Back-to-back 200-yard plus receiving games:

Davante Adams
11/23/13 vs. UNM (246), 11/29/13 at SJSU (264)

Had three consec. 100-yard plus receiving games:

Davante Adams, 11/23/13 (246) -11/29/13 (264) -
12/7/13 (168)

Five receivers with TDs:

D. Scott (2), J. Jordan (1), J. Blandin (1),
C. Olsen (1), M. Waller at Hawai'i (11/14/15)

Four receivers with TDs:

J. Jordan (1), J. Allen (1), J. Rice (1),
K. Riddering (1) vs. Incarnate Word (9/2/17)

Three receivers with TDs:

Da'Mari Scott (1), Josiah Blandin (1),
Jamire Jordan (1) vs. Utah (9/19/15)

Caught a TD in six-straight games:

Davante Adams (9 games), 10/5/13-12/21/13

An OL caught a pass:

Adam McDowell (3 yards) at No. 8 Boise State
(11/28/08)

PASSING

500-plus yards passing:

519, Derek Carr at San Jose St. (11/29/13)

400-499 yards passing:

404, Derek Carr vs. Utah State (12/7/13)

3+ Consecutive 300+ passing games:

Derek Carr (5), 11/2/13-12/7/13

Back-to-back 500-yard plus passing games:

Derek Carr,
vs. UNM (522) 11/22/13, at SJSU (519) 11/29/13

7 TDs passing:

Derek Carr vs. New Mexico (11/23/13)*

6 TDs passing:

Zack Greenlee at Hawaii (11/14/15)

5 TDs passing:

Derek Carr at Idaho (10/5/13)

4 TDs passing:

Brian Burrell at Nevada (11/22/14)

Back-to-back games with 4+ TD passes:

Derek Carr (three games)
at Wyoming (4), vs. New Mexico (7), SJSU (6)

11/9/13-11/29/2013

Three 50+ yard TD passes in the same game:

Derek Carr 59 yards to Davante Adams, 57 yards
to Davante Adams, 59 yards to Josh Harper

vs. New Mexico (11/23/13)

Two 50+ yard TD passes in the same game:

Derek Carr 97 yards to Isaiah Burse & 60 yards
to Davante Adams vs. Colorado (9/15/12)

Two 50+ yard TD passes in the same quarter:

Derek Carr, 59 yards to Davante Adams & 59 yards
to Josh Harper vs. New Mexico (11/23/13) - 3rd Qtr.

Three Quarterbacks throw TD in same game:

B. Burrell (2), B. Connette (1), Z. Greenlee (1)

vs. Southern Utah (9/20/14)

50+ pass attempts:

59, Brian Burrell vs. Nebraska (9/13/14)

40-49 pass attempts:

44, Chason Virgil at Utah State (10/22/16)

40+ pass completions

52*, Derek Carr vs. Rutgers (8/29/13)

30-39 pass completions

30, Brian Burrell at Boise St.-MWC Game (12/6/14)

DEFENSE

15+ tackles: 15, Stratton Brown vs. Air Force (11/26/16)

12-14 tackles: 14, Jeffrey Allison at Alabama (9/9/17)

10+ tackles by a DL:

14, Tyeler Davison at UNLV (10/10/14)

3+ sacks:

3.0, Tyeler Davison vs. Hawai'i (11/29/14)

4.5+ tackles for a loss:

4.5, Ejiro Ederaine at San Diego St. (10/26/13)

4.0 tackles for a loss:

4.0, Ejiro Ederaine at Boise St.-MWC Game (12/6/14)

3 interceptions:

Phillip Thomas vs. Colorado (9/15/12)

2 interceptions:

Jaron Bryant vs. Nevada (9/30/17)

Interception return for TD

Jaron Bryant (18 yards) vs. Nevada (9/30/17)

Two interception returns for TD

*Phillip Thomas (16 & 43 yards) vs. Colorado
(9/15/12)

Two players with interception returns for TDs

Patrick Su'a (20) and Tristan Okpalauo (21)
at Tulsa (9/22/12)

Fumble recovery for TD:

Ejiro Ederaine (*78 yards)
at San Diego St. (10/26/13)

Two players with fumble recoveries for TDs:

Tyler Davison (0 yards), Travis Brown (26 yards)
at Nevada (11/10/12)

Recovered two fumbles in a game:

Ben Jacobs vs. Louisiana Tech (11/21/09)

Forced three fumbles in a game:

Ben Jacobs vs. Louisiana Tech (11/29/09)

Forced & recovered a fumble in the same game:

George Helmuth at Washington (9/16/17)

Scored on a safety:

Emeka Ndohe vs. Incarnate Word (9/2/17)

SPECIAL TEAMS

Blocked a field goal:

James Bailey vs. Nevada (9/1/17)

Returned a blocked field goal for a touchdown:

Isaiah Green (59 yards) at San Diego St. (12/3/11)

Blocked a PAT: Nikko Mota vs. Nevada (11/2/13)

Blocked 2 PATs in a game:

Cody Wichmann vs. California (9/3/11)

Returned a PAT for Two Points:

Charles Washington vs. San Diego State (9/29/12)

Blocked a punt:

DeShawn Potts at UNLV (10/1/16)

Returned a blocked punt for a touchdown:

T.J. Thomas (9 yards) vs. San Jose State (11/8/14)

Returned a kickoff for a TD:

A.J. Jefferson (92 yards) vs. Nevada (11/7/08)

Returned an opening kickoff for a TD:

Has not happened in last 10 seasons

Recovered an onside kick attempt:

Michael Martens vs. Utah (9/19/15)

Returned a punt for a TD:

Isaiah Burse (2, 61/58 yards) vs. Cal Poly (9/7/13)

Returned 2 punts for TD in same game:

Isaiah Burse (61 & 58 yards) vs. Cal Poly (9/7/13)

Made 4 FGs in a Game:

Quentin Breshers at No. 4 Oregon (9/8/12)

Kicked a field goal of 55+ yards

*58, Kevin Goessling at Utah State (10/25/08)

Kicked a field goal of 50-54 yards

50, Kevin Goessling vs. Illinois (12/3/10)

TOTAL OFFENSE/ALL-PURPOSE

500 yards total offense:

551, Derek Carr at San Jose St. (11/29/13)

400-499 yards total offense:

482, Derek Carr vs. Nevada (11/2/13)

300+ all-purpose yards:

311, Robbie Rouse at Louisiana Tech (11/6/10)

* denotes school record





THE LAST TIME

A Bulldog Team Had... OFFENSE

90+ points: 94, vs. New Mexico (10/5/91)
80-89 points: 80, vs. Fort Ord (1942)
70-79 points: 70, vs. Hawai'i (11/12/04)
60-69 points: 66, vs. Incarnate Word (9/2/17)
50-59 points: 56, vs. Southern Utah (9/20/14)
0 points: at Colorado State (11/5/16)
0 points in 1st half: at Colorado State (11/5/16)
0 points in 2nd half: San Jose State (11/26/16)
Did not score a Touchdown:
 at Colorado State (11/5/16)
Scored 3-plus TDs in 4th Quarter: 3- vs. Sacramento State (9/10/16)
400+ yards rushing: *503, vs. Hawai'i (11/12/04)
300-399 yards rushing:
 389, vs. Southern Utah (9/20/14)
Less than 100 yards rushing:
 58, at No. 1 Alabama (9/9/17)
Negative rushing yards:
 -16, vs. SMU (12/24/12)
70+ rushing attempts: *71, vs. Pacific (11/9/91)
60-69 rushing attempts: 64, vs. Hawai'i (11/12/04)
50-59 rushing attempts: 52, Hawai'i (11/19/16)
Less than 10 rushing attempts: 6 vs. USC (12/21/14)
7+ rushing TDs: 9, vs. Hawai'i (11/12/04)
6 rushing TDs: at San Jose State (11/27/04)
5 rushing TDs: vs. Colorado (9/15/12)
500+ yards passing:
 519, at San Jose St. (11/29/13)
Less than 100 yards passing:
 77, at San Diego State (10/3/15)
50+ pass attempts: 59, vs. Nebraska (9/13/14)
40+ pass completions: *52, vs. Rutgers (8/29/13)
30-39 pass completions: 30, vs. Nebraska (9/13/14)
Had 12+ players catch a pass:
 12, at No. 19 Oregon (9/15/07)
600+ total net yards: 613, vs. Incarnate Word (9/2/17)
500-599 total net yards:
 504 vs. Nevada (9/30/17)
Less than 150 total net yards:
 125, at Boise State (11/19/11)
Less than 100 total net yards:
 89, at San Diego State (10/3/15)
Had a 200-yard rusher and 200-yard passer:
 at Nevada (11/10/12) - Robbie Rouse (261 rushing) & Derek Carr (220 passing)
37+ minutes of possession:
 38:15, at Hawai'i (11/19/11)
 37:13, at Hawai'i (11/14/15)

DEFENSE

Shutout an opponent: vs. Incarnate Word (9/2/17)
Shutout an opponent in the 1st half:
 vs. Incarnate Word (9/2/17)
Shutout an opponent in the 2nd half:
 vs. Incarnate Word (9/2/17)
Allowed 50+ points: 52, at Toledo (9/17/16)
Held two opponents scoreless in the same season:
 1988, New Mexico St. (41-0), McNeese St. (49-0), & Pacific (34-0)
Held an opponent to 0 or no yards in a quarter:
 -3 yards, 4th qtr, at Boise St.-MWC Game (12/6/14)
7+ interceptions: *7, vs. Idaho State (9/21/68)
6 interceptions: vs. Georgia Tech (12/31/02)
5 interceptions: vs. Oregon State (9/5/03)
4 interceptions: at Idaho (10/5/13)
3 interceptions: vs. Nevada (9/30/17)
Interception by a defensive lineman:
 Nikko Mota at Idaho (10/5/13)
4+ fumble recoveries: vs. New Mexico St. (11/11/06)
3 fumble recoveries: at Nevada (11/22/14)
13+ TFL in a game: vs. (13) New Mexico (11/23/13)
12 TFL in a game: vs. Cincinnati (9/4/10)
11 TFL in a game: vs. Hawai'i (11/29/14)

10 TFL in a game: at Washington (9/16/17)
8+ Sacks in a game: 8, vs. Utah State (12/7/13)
7 Sacks in a game: at Idaho (10/5/13)
6 Sacks in a game: vs. UNLV (10/16/15)
5 Sacks in a game: vs. ACU (9/3/15)
Scored 3 Defensive Touchdowns:
 at Nevada (11/10/12) - Tyler Davison (0-yd FR);
 Travis Brown (26-yd FR); Derron Smith (34-yd INT return)
Scored on a safety: vs. Incarnate Word (9/2/17)

TURNOVERS

Forced 6 or more turnovers in a game:
 7 - vs. Georgia Tech (12/31/02) - 6 INT, 1 FR
Forced 5 turnovers in a game:
 at Idaho (10/5/13) - 4 INT, 1 FR
Forced 4 turnovers in a game:
 at Hawai'i (11/14/15) - 3 INT, 1 FR
Committed 6 or more turnovers in a game:
 6, vs. Hawai'i (10/4/08) 3 FL, 3 INT
Committed 5 turnovers in a game:
 at Hawai'i (9/28/13) - 3 FL, 2 INT
Committed 4 turnovers in a game:
 vs. Air Force (10/28/16) - 4 INT
Did not force a turnover: at No. 1 Alabama (9/9/17)
Did not force a turnover in back-to-back games:
 vs. San Diego State and at Utah State, 10/14/16-10/22/16
Did not force a turnover in 3-straight games:
 vs. Utah St., Idaho & Nevada, 10/31-11/14, 2009
Did not commit a turnover: vs. Incarnate Word, 9/2/17
Did not commit a turnover in back-to-back games:
 vs. Wyoming and New Mexico, 11/9/13, 11/23/13
Did not commit a turnover in 3-straight games:
 vs. Rice, Colorado St. & SMU, 9/28-10/12, 2002
Lost 4 or more fumbles: 4, vs. Idaho (11/27/10)
Lost 3 fumbles: at Hawai'i (9/28/13)

SPECIAL TEAMS

Scored 13 or more points kicking:
 14, vs. Incarnate Word (9/2/17)
Scored 10-12 points kicking: 11, vs. Nevada (9/30/17)
Punted 11+ times: 12, at Toledo (9/17/16)
Punted 10 times: at San Diego St. (10/3/15)
Did not punt: vs. Hawai'i (10/4/08)
Totalled 200 or more kickoff return yards:
 209, vs. San Jose State (9/26/15)
Totalled 100 or more punt return yards:
 130, vs. Cal Poly (9/7/13)
Missed a PAT: at SJSU (9/26/15)
Had a PAT Blocked: vs. USC (12/21/13)
Successful two-point conversion:
 at San Jose St. (11/29/13) -
 Derek Carr pass to Isaiah Burse
Had a FG Blocked: Hawai'i (11/19/16)
Recovered an onside's kick: vs. Utah (9/19/15)

An Opposing Team Had...

30+ carries:
 38, Donnell Pumphrey, San Diego State (10/14/16)
200+ yards rushing:
 220, Donnell Pumphrey, San Diego State (10/14/16)
150+ yards rushing:
 154, Jalen Hurts, Alabama (9/9/17)
2 rushers with 100 yards:
 D'Angelo Brewer (252), James Flanders (101)
 Tulsa (9/24/16)
45+ pass attempts:
 48, Ty Gangi, Nevada (9/30/17)
30+ pass completions:
 31, Ty Gangi, Nevada (9/30/17)
400+ yards passing:
 547, David Fales, San Jose St. (11/29/13)
80+ yard rushing play:
 91, Dalton Sneed, UNLV (10/1/16)

70-79 yard rushing play:
 79, Tedder Easton, Wyoming (11/9/13)
60-69 yard rushing play:
 62, Don Jackson, Nevada (11/5/15)
80+ yard pass play:
 86, Joe Gray to Jabari Carr, San Jose State (11/8/14)
70+ yard pass play:
 73, Jake Browning to Dante Pettis, Washington (9/16/17)
60-69 yard pass play:
 61, Dalton Sneed to Elijah Trosclair, UNLV (10/1/16)
10+ receptions:
 10, Wyatt Demps, Nevada (9/30/17)
200 yards receiving:
150-199 yards receiving:
 164, Tyler Winston, San Jose St. (11/29/13)
 160, Kyle Nunn, San Jose St. (11/29/13)
4+ field goals:
 D. Kelly, vs. Hawai'i (10/4/08)
A 50+ yard field goal:
 51, M. Cklamovski, Northern Illinois (12/18/10)
Punt return for a TD:
 Dante Pettis (77 yards), Washington (9/16/17)
Kickoff return for a TD:
 Kevin Nutt (96 yards), Colorado St. (11/28/15)
Returned an opening kickoff for a TD:
 Wade Lockett (100 yards), CS Fullerton (11/2/85)
Fumble recovery for a TD:
 S. Tu'ikolovatu (37 yards), No. 21 Utah (9/19/15)
Interception return for a TD:
 Patrick Healy (35 yards), Air Force (10/28/16)
2 Interceptions: Brodie Hicks, Air Force (10/28/16)
3 Interceptions: Dameon Baber, Nevada (11/5/15)
Blocked Punt: Jentz Painter, Utah State (10/22/16)
Blocked FG: Viane Moala, Hawai'i (11/19/16)
Returned a blocked punt for a touchdown:
 Austin Cheney, Utah State (10/22/16)

An Opposing Team Had...

400+ yards rushing: 458, Air Force (10/24/15)
300+ yards rushing: 305, No. 1 Alabama (9/9/17)
Less than 50 yards rushing: -30, Incarnate Word (9/2/17)
Negative yards rushing: -30, Incarnate Word (9/2/17)
500+ yards passing:
 547, San Jose State (11/29/13)
400-499 yards passing:
 410, No. 14 Hawai'i (11/10/07)
Less than 100 yards passing:
 97, Air Force (10/28/16)
700 yards plus total offense:
 701, at No. 15 USC (8/30/14)
600-699 yards plus total offense:
 617, Tulsa (9/24/16)
500-599 yards total offense:
 520, BYU (11/15/15)
Less than 200 yards total offense:
 125, Incarnate Word (9/2/17)
Less than 105 yards total offense:
 104, Sacramento State (9/1/04)
10 or fewer first downs: (8) Incarnate Word (9/2/17)
60+ points: 73, at No. 14 Ole Miss (9/12/15)
50-59 points: 52, Toledo (9/17/16)
40-49 points: 38, at Washington (9/16/17)
Attempted a two-point conversion:
 Nebraska (9/3/16) - rush converted
Successful two-point conversion:
 Nebraska (9/3/16) - rush by Zack Darlington
Scored on a safety:
 Utah State, team safety (10/10/15)
40+ minutes of possession:
 42:38, Air Force (10/24/15)
37-40 minutes of possession:
 37:19, San Diego St. (10/14/15)

* School record





JEFFREY ALLISON'S CAREER STATS

TACKLES	G	UA	A	TOTAL	TFL	YDS	PD	FF	FR	BLKD	QBH
2016	12	8	13	21	0.0	0	0	0	0	0	0
2017	4	17	15	32	1.5	11	0	1	0	0	0
TOTAL	16	25	28	53	1.5	11	0	1	0	0	0

SACKS	G	UA	A	TOTAL	YDS
2016	12	0	0	0.0	0
2017	4	1	0	1.0	8
TOTAL	16	1	0	1.0	8

JAMES BAILEY'S CAREER STATS

TACKLES	G	UA	A	TOTAL	TFL	YDS	PD	FF	FR	BLKD	QBH
2015	12	32	15	47	2.0	2	2	0	1	0	1
2016	12	32	27	59	5.0	11	4	0	1	0	1
2017	4	10	8	18	1.0	1	0	0	0	1	0
TOTAL	28	74	50	124	8.0	14	6	0	2	1	2

SACKS	G	UA	A	TOTAL	YDS
2015	12	0	0	0.0	0
2016	12	0	1	0.5	3
2017	4	0	0	0.0	0
TOTAL	28	0	1	0.5	3

MIKE BELL'S CAREER STATS

TACKLES	G	UA	A	TOTAL	TFL	YDS	PD	FF	FR	BLKD	QBH
2016	12	17	18	35	2.5	4	1	0	0	0	0
2017	2	9	7	16	1.5	5	0	0	0	0	0
TOTAL	14	26	25	51	4.0	9	1	0	0	0	0

JARON BRYANT'S CAREER STATS

INTERCEPTIONS	G	NO.	YDS	TD	LG	AVG/R	AVG/G
2016	11	0	0	0	0	0.0	0.0
2017	4	2	20	1	18	10.0	5.0
TOTAL	15	2	20	1	18	10.0	1.3

TACKLES	G	UA	A	TOTAL	TFL	YDS	PD	FF	FR	BLKD	QBH
2016	11	2	4	6	0.0	0	0	0	0	0	0
2017	4	11	7	18	1.0	3	4	0	0	0	0
TOTAL	15	13	11	24	1.0	3	4	0	0	0	0

JIMMY CAMACHO'S CAREER STATS

SCORING	G	TD	RUSH	PASS	RETN	PAT	2PAT	FG	TOTAL	AVG/G
2015	2	0	0	0	0	0	0	2	6	3.0
2016	8	0	0	0	0	0	0	0	0	0.0
2017	4	0	0	0	0	15	0	8	39	9.8
TOTAL	14	0	0	0	0	15	0	10	45	3.2

FIELD GOALS	G	ATT	MADE	LG	PCT
2015	2	4	2	44	50.0
2016	8	0	0	0	0.0
2017	4	11	8	47	72.7
TOTAL	14	15	10	47	66.7

BLAKE CUSICK'S CAREER STATS

PASSING	G	ATT	CMP	INT	YDS	TD	LG	PCT	AVG/P	AVG/G	EFFIC
2016	12	2	0	1	0	0	0	0.0	0.0	0.0	-100.0
2017	4	0	0	0	0	0	0	0.0	0.0	0.0	0.0
TOTAL	16	2	0	1	0	0	0	0.0	0.0	0.0	-100.0

PUNTING	G	NO.	YARDS	LG	AVG
2016	12	78	2990	59	38.3
2017	4	16	665	66	41.6
TOTAL	16	94	3655	66	38.9

MALIK FORRESTER'S CAREER STATS

TACKLES	G	UA	A	TOTAL	TFL	YDS	PD	FF	FR	BLKD	QBH
2016	11	21	17	38	5.0	12	0	0	0	0	0
2017	4	3	3	6	0.5	4	0	0	0	0	1
TOTAL	15	24	20	44	5.5	16	0	0	0	0	1

SACKS	G	UA	A	TOTAL	YDS
2016	11	0	2	1.0	6
2017	4	0	0	0.0	0
TOTAL	15	0	2	1.0	6

JUSTIN GREEN'S CAREER STATS

TACKLES	G	UA	A	TOTAL	TFL	YDS	PD	FF	FR	BLKD	QBH
2014	7	1	0	1	0.0	0	0	0	1	0	0
2015	10	10	6	16	4.0	13	0	1	0	0	0
2016	12	6	2	8	2.0	4	0	0	0	0	0
2017	4	1	4	5	0.0	0	0	0	0	0	0
TOTAL	33	18	12	30	6.0	17	0	1	1	0	0

SACKS	G	UA	A	TOTAL	YDS
2014	7	0	0	0.0	0
2015	10	3	0	3.0	11
2016	12	1	0	1.0	1
2017	4	0	0	0.0	0
TOTAL	33	4	0	4.0	12

GEORGE HELMUTH'S CAREER STATS

TACKLES	G	UA	A	TOTAL	TFL	YDS	PD	FF	FR	BLKD	QBH
2015	12	11	6	17	0.0	0	0	0	2	0	0
2016	12	3	4	7	0.0	0	0	0	0	0	0
2017	4	10	9	19	3.0	18	0	1	1	0	0
TOTAL	28	24	19	43	3.0	18	0	1	3	0	0

SACKS	G	UA	A	TOTAL	YDS
2015	12	0	0	0.0	0
2016	12	0	0	0.0	0
2017	4	2	0	2.0	15
TOTAL	28	2	0	2.0	15

JOSH HOKIT'S CAREER STATS

RUSHING	G	ATT	YDS	TD	LG	AVG/C	AVG/G
2016	12	27	130	0	18	4.8	10.8
2017	4	16	83	2	19	5.2	20.8
TOTAL	16	43	213	2	19	5.0	13.3

PASSING	G	ATT	CMP	INT	YDS	TD	LG	PCT	AVG/P	AVG/G	EFFIC
2016	12	0	0	0	0	0	0	0.0	0.0	0.0	0.0
2017	4	2	2	0	81	2	65	100.0	40.5	20.2	770.2
TOTAL	16	2	2	0	81	2	65	100.0	40.5	5.1	770.2

TOTAL OFFENSE	G	RUSH	PASS	TOTAL	AVG/G
2016	12	130	0	130	10.8
2017	4	83	81	164	41.0
TOTAL	16	213	81	294	18.4

RECEIVING	G	REC	YDS	TD	LG	REC/G	AVG/C	AVG/G
2016	12	0	0	0	0	0.0	0.0	0.0
2017	4	7	45	0	21	1.8	6.4	11.2
TOTAL	16	7	45	0	21	0.4	6.4	2.8

SCORING	G	TD	RUSH	PASS	RETN	PAT	2PAT	FG	TOTAL	AVG/G
2016	12	0	0	0	0	0	0	0	0	0.0
2017	4	2	2	0	0	0	0	0	12	3.0
TOTAL	16	2	2	0	0	0	0	0	12	0.8

ALL PURPOSE	G	RUSH	REC	PR	KR	IR	TOTAL	AVG/G
2016	12	130	0	0	0	0	130	10.8
2017	4	83	45	0	0	0	128	32.0
TOTAL	16	213	45	0	0	0	258	16.1

TACKLES	G	UA	A	TOTAL	TFL	YDS	PD	FF	FR	BLKD	QBH
2016	12	5	2	7	0.0	0	0	0	0	0	0
2017	4	0	0	0	0.0	0	0	0	0	0	0
TOTAL	16	5	2	7	0.0	0	0	0	0	0	0

JUJU HUGHES' CAREER STATS

TACKLES	G	UA	A	TOTAL	TFL	YDS	PD	FF	FR	BLKD	QBH
2016	12	8	10	18	1.5	7	0	0	0	0	0
2017	4	11	7	18	0.0	0	2	0	0	0	0
TOTAL	16	19	17	36	1.5	7	2	0	0	0	0

KEESEAN JOHNSON'S CAREER STATS

RUSHING	G	ATT	YDS	TD	LG	AVG/C	AVG/G
2015	12	0	0	0	0	0.0	0.0
2016	12	3	13	0	10	4.3	1.1
2017	4	0	0	0	0	0.0	0.0
TOTAL	28	3	13	0	10	4.3	0.5

RECEIVING	G	REC	YDS	TD	LG	REC/G	AVG/C	AVG/G
2015	12	37	337	2	29	3.1	9.1	28.1
2016	12	66	773	6	53	5.5	11.7	64.4
2017	4	26	330	3	40	6.5	12.7	82.5
TOTAL	28	129	1440	11	53	4.6	11.2	51.4

SCORING	G	TD	RUSH	PASS	RETN	PAT	2PAT	FG	TOTAL	AVG/G
2015	12	2	0	2	0	0	0	0	12	1.0
2016	12	6	0	6	0	0	0	0	36	3.0
2017	4	3	0	3	0	0	0	0	18	4.5
TOTAL	28	11	0	11	0	0	0	0	66	2.4

PUNT RETURNS	G	NO.	YDS	TD	LG	AVG/R	AVG/G
2015	12	1	7	0	7	7.0	0.6
2016	12	6	36	0	10	6.0	3.0
2017	4	0	0	0	0	0.0	0.0
TOTAL	28	7	43	0	10	6.1	1.5

KICK RETURNS	G	NO.	YDS	TD	LG	AVG/R	AVG/G
2015	12	0	0	0	0	0.0	0.0
2016	12	11	227	0	29	20.6	18.9
2017	4	0	0	0	0	0.0	0.0
TOTAL	28	11	227	0	29	20.6	8.1

ALL PURPOSE	G	RUSH	REC	PR	KR	IR	TOTAL	AVG/G
2015	12	0	337	7	0	0	344	28.7
2016	12	13	773	36	227	0	1049	87.4
2017	4	0	330	0	0	0	330	82.5
TOTAL	28	13	1440	43	227	0	1723	61.5

JAMIRE JORDAN'S CAREER STATS

RUSHING	G	ATT	YDS	TD	LG	AVG/C	AVG/G
2015	12	10	55	1	25	5.5	4.6
2016	12	17	83	1	14	4.9	6.9
2017	4	0	0	0	0	0.0	0.0
TOTAL	28	27	138	2	25	5.1	4.9

RECEIVING	G	REC	YDS	TD	LG	REC/G	AVG/C	AVG/G
2015	12	46	540	5	82	3.8	11.7	45.0
2016	12	45	713	2	85	3.8	15.8	59.4
2017	4	4	85	1	40	1.0	21.2	21.2
TOTAL	28	95	1338	8	85	3.4	14.1	47.8

SCORING	G	TD	RUSH	PASS	RETN	PAT	2PAT	FG	TOTAL	AVG/G
2015	12	6	1	5	0	0	0	0	36	3.0
2016	12	3	1	2	0	0	0	0	18	1.5
2017	4	1	0	1	0	0	0	0	6	1.5
TOTAL	28	10	2	8	0	0	0	0	60	2.1

KICK RETURNS	G	NO.	YDS	TD	LG	AVG/R	AVG/G
2015	12	16	315	0	50	19.7	26.2
2016	12	12	253	0	28	21.1	21.1
2017	4	1	71	0	71	71.0	17.8
TOTAL	28	29	639	0	71	22.0	22.8



TANK KELLY'S CAREER STATS

TACKLES	G	UA	A	TOTAL	TFL	YDS	PD	FF	FR	BLKD	QBH
2015	9	10	6	16	0.0	0	0	0	0	0	0
2016	7	6	2	8	0.0	0	2	0	0	0	0
2017	4	11	1	12	2.0	8	1	0	0	0	0
TOTAL	20	27	9	36	2.0	8	3	0	0	0	0

NATHAN MADSEN'S CAREER STATS

TACKLES	G	UA	A	TOTAL	TFL	YDS	PD	FF	FR	BLKD	QBH
2014	14	4	7	11	2.0	2	2	0	0	0	0
2015	11	10	9	19	3.5	16	0	0	0	0	1
2016	12	11	11	22	1.5	11	0	0	0	0	1
2017	4	1	2	3	0.5	3	0	0	0	0	2
TOTAL	41	26	29	55	7.5	32	2	0	0	0	4

SACKS	G	UA	A	TOTAL	YDS
2014	14	0	0	0.0	0
2015	11	1	1	1.5	10
2016	12	1	1	1.5	11
2017	4	0	0	0.0	0
TOTAL	41	2	2	3.0	21

DEJONTE O'NEAL'S CAREER STATS

RUSHING	G	ATT	YDS	TD	LG	AVG/C	AVG/G
2015	4	16	56	0	11	3.5	14.0
2016	4	16	57	1	17	3.6	14.2
2017	4	8	47	0	17	5.9	11.8
TOTAL	12	40	160	1	17	4.0	13.3

RECEIVING	G	REC	YDS	TD	LG	REC/G	AVG/C	AVG/G
2015	4	0	0	0	0	0.0	0.0	0.0
2016	4	7	18	0	8	1.8	2.6	4.5
2017	4	6	42	0	16	1.5	7.0	10.5
TOTAL	12	13	60	0	16	1.1	4.6	5.0

PUNT RETURNS	G	NO.	YDS	TD	LG	AVG/R	AVG/G
2015	4	0	0	0	0	0.0	0.0
2016	4	0	0	0	0	0.0	0.0
2017	4	3	40	0	44	13.3	10.0
TOTAL	12	3	40	0	44	13.3	3.3

KICK RETURNS	G	NO.	YDS	TD	LG	AVG/R	AVG/G
2015	4	0	0	0	0	0.0	0.0
2016	4	8	241	0	59	30.1	60.2
2017	4	8	161	0	29	20.1	40.2
TOTAL	12	16	402	0	59	25.1	33.5

ALL PURPOSE	G	RUSH	REC	PR	KR	IR	TOTAL	AVG/G
2015	4	56	0	0	0	0	56	14.0
2016	4	57	18	0	241	0	316	79.0
2017	4	47	42	40	161	0	290	72.5
TOTAL	12	160	60	40	402	0	662	55.2

TOBENNA OKEKE'S CAREER STATS

TACKLES	G	UA	A	TOTAL	TFL	YDS	PD	FF	FR	BLKD	QBH
2014	13	3	2	5	2.5	7	0	0	0	0	1
2015	9	13	9	22	3.5	10	0	0	0	0	3
2016	12	22	30	52	2.5	17	0	1	0	0	2
2017	4	4	3	7	2.0	3	0	0	0	0	0
TOTAL	38	42	44	86	10.5	37	0	1	0	0	6

SACKS	G	UA	A	TOTAL	YDS
2014	13	1	1	1.5	6
2015	9	1	0	1.0	6
2016	12	2	1	2.5	17
2017	4	0	0	0.0	0
TOTAL	38	4	2	5.0	29

DESHAWN POTTS' CAREER STATS

TACKLES	G	UA	A	TOTAL	TFL	YDS	PD	FF	FR	BLKD	QBH
2015	8	13	5	18	0.0	0	2	0	0	0	0
2016	12	29	30	59	1.0	1	5	0	1	1	0
2017	4	3	3	6	0.0	0	0	0	0	0	0
TOTAL	24	45	38	83	1.0	1	7	0	1	1	0

JARED RICE'S CAREER STATS

RECEIVING	G	REC	YDS	TD	LG	REC/G	AVG/C	AVG/G
2016	11	4	6	2	3	0.4	1.5	0.5
2017	4	5	118	1	65	1.2	23.6	29.5
TOTAL	15	9	124	3	65	0.6	13.8	8.3

KYLE RIDDERING'S CAREER STATS

RECEIVING	G	REC	YDS	TD	LG	REC/G	AVG/C	AVG/G
2015	9	2	7	0	4	0.2	3.5	0.8
2016	12	7	33	0	12	0.6	4.7	2.8
2017	4	4	25	1	11	1.0	6.2	6.2
TOTAL	25	13	65	1	12	0.5	5.0	2.6

SCORING	G	TD	RUSH	PASS	RETN	PAT	2PAT	FG	TOTAL	AVG/G
2015	9	0	0	0	0	0	0	0	0	0.0
2016	12	0	0	0	0	0	0	0	0	0.0
2017	4	1	0	1	0	0	0	0	6	1.5
TOTAL	25	1	0	1	0	0	0	0	6	0.2

ALL PURPOSE	G	RUSH	REC	PR	KR	IR	TOTAL	AVG/G
2015	9	0	7	0	0	0	7	0.8
2016	12	0	33	0	0	0	33	2.8
2017	4	0	25	0	0	0	25	6.2
TOTAL	25	0	65	0	0	0	65	2.6

DA'MARI SCOTT'S CAREER STATS

RECEIVING	G	REC	YDS	TD	LG	REC/G	AVG/C	AVG/G
2013	10	2	19	0	11	0.2	9.5	1.9
2014	14	8	214	1	81	0.6	26.8	15.3
2015	11	24	364	3	42	2.2	15.2	33.1
2017	4	18	189	1	30	4.5	10.5	47.2
TOTAL	39	52	786	5	81	1.3	15.1	20.2

SCORING	G	TD	RUSH	PASS	RETN	PAT	2PAT	FG	TOTAL	AVG/G
2013	10	0	0	0	0	0	0	0	0	0.0
2014	14	1	0	1	0	0	0	0	6	0.4
2015	11	3	0	3	0	0	0	0	18	1.6
2017	4	1	0	1	0	0	0	0	6	1.5
TOTAL	39	5	0	5	0	0	0	0	30	0.8

PUNT RETURNS	G	NO.	YDS	TD	LG	AVG/R	AVG/G
2013	10	0	0	0	0	0.0	0.0
2014	14	1	14	0	0	14.0	1.0
2015	11	5	32	0	21	6.4	2.9
2017	4	0	0	0	0	0.0	0.0
TOTAL	39	6	46	0	21	7.7	1.2

KICK RETURNS	G	NO.	YDS	TD	LG	AVG/R	AVG/G
2013	10	20	392	0	31	19.6	39.2
2014	14	16	329	0	37	20.6	23.5
2015	11	26	579	0	66	22.3	52.6
2017	4	7	170	0	63	24.3	42.5
TOTAL	39	69	1470	0	66	21.3	37.7

ALL PURPOSE	G	RUSH	REC	PR	KR	IR	TOTAL	AVG/G
2013	10	0	19	0	392	0	411	41.1
2014	14	0	214	14	329	0	557	39.8
2015	11	3	364	32	579	0	978	88.9
2017	4	25	189	0	170	0	384	96.0
TOTAL	39	28	786	46	1470	0	2330	59.7

TRENT SOECHTING'S CAREER STATS

TACKLES	G	UA	A	TOTAL	TFL	YDS	PD	FF	FR	BLKD	QBH
2016	12	17	19	36	2.0	9	0	0	0	0	0
2017	4	5	5	10	0.0	0	1	0	0	0	0
TOTAL	16	22	24	46	2.0	9	1	0	0	0	0

ROBERT STANLEY'S CAREER STATS

PUNT RETURNS	G	NO.	YDS	TD	LG	AVG/R	AVG/G
2015	9	0	0	0	0	0.0	0.0
2016	10	1	15	0	15	15.0	1.5
2017	4	0	0	0	0	0.0	0.0
TOTAL	23	1	15	0	15	15.0	0.7

ALL PURPOSE	G	RUSH	REC	PR	KR	IR	TOTAL	AVG/G
2015	9	0	0	0	0	0	0	0.0
2016	10	0	0	15	0	0	15	1.5
2017	4	0	0	0	0	0	0	0.0
TOTAL	23	0	0	15	0	0	15	0.7

TACKLES	G	UA	A	TOTAL	TFL	YDS	PD	FF	FR	BLKD	QBH
2015	9	11	9	20	0.0	0	1	0	0	0	0
2016	10	29	25	54	3.0	4	0	0	0	1	0
2017	4	5	3	8	3.0	11	1	0	0	0	0
TOTAL	23	45	37	82	6.0	15	2	0	0	1	0

CHASON VIRGIL'S CAREER STATS

RUSHING	G	ATT	YDS	TD	LG	AVG/C	AVG/G
2015	3	9	53	0	10	5.9	17.7
2016	10	77	122	2	28	1.6	12.2
2017	3	5	6	0	11	1.2	2.0
TOTAL	16	91	181	2	28	2.0	11.3

PASSING	G	ATT	CMP	INT	YDS	TD	LG	PCT	AVG/P	AVG/G	EFFIC
2015	3	56	31	3	298	3	37	55.4	5.3	99.3	107.0
2016	10	322	166	10	2021	13	85	51.6	6.3	202.1	111.4
2017	3	83	48	2	524	3	40	57.8	6.3	174.7	118.0
TOTAL	16	461	245	15	2843	19	85	53.1	6.2	177.7	112.0

TOTAL OFFENSE	G	RUSH	PASS	TOTAL	AVG/G
2015	3	53	298	351	117.0
2016	10	122	2021	2143	214.3
2017	3	6	524	530	176.7
TOTAL	16	181	2843	3024	189.0

RECEIVING	G	REC	YDS	TD	LG	REC/G	AVG/C	AVG/G
2015	3	0	0	0	0	0.0	0.0	0.0
2016	10	1	9	0	9	0.1	9.0	0.9
2017	3	0	0	0	0	0.0	0.0	0.0
TOTAL	16	1	9	0	9	0.1	9.0	0.6





Game #1

Fresno State 66, Incarnate Word 0

Sept. 2, 2017 • Bulldog Stadium • Fresno, Calif. • Attendance: 39,447

SCORE BY QUARTERS	1	2	3	4	OT	FINAL
Incarnate Word	0	0	0	0	-	0
Fresno State	17	17	32	0	-	66

SCORING SUMMARY

				Plays	TOP	Score
FS	1st	06:51	HOKIT 1 yd run (Camacho kick)	6-43	2:32	0-7
FS	1st	03:56	CAMACHO 30 yd field goal	4-4	1:15	0-10
FS	1st	01:51	RICE, Ja. 65 yd pass from HOKIT (CAMACHO kick)	4-84	0:50	0-17
FS	2nd	11:09	CAMACHO 47 yd field goal	7-42	1:49	0-20
FS	2nd	04:53	HOKIT 4 yd run (CAMACHO kick)	5-84	1:48	0-27
FS	2nd	00:15	RIDDERING 2 yd pass from VIRGIL (CAMACHO kick)	10-74	3:15	0-34
FS	3rd	13:11	TEAM safety			0-36
FS	3rd	11:57	RIVERS 30 yd run (CAMACHO kick)	4-61	1:14	0-43
FS	3rd	10:22	NDOH safety			0-45
FS	3rd	07:48	JORDAN 24 yd pass from McMARYION (CAMACHO kick)	5-58	2:25	0-52
FS	3rd	05:40	MIMS 13 yd run (CAMACHO kick)	4-24	1:51	0-59
FS	3rd	00:33	ALLEN 45 yd pass from McMARYION (CAMACHO kick)	6-64	3:27	0-66

TEAM STATS

	UIW	Fresno St.
First Downs	8	26
Rushing Att-Yards	27- -30	40-199
Passing Cmp-Att-Yds	15-31-155	23-37-414
Total Plays-Yards	58-125	77-613
Fumbles-Lost	1-1	2-0
Penalties-Yards	7-50	3-15
Punts-Yards	8-404	3-158
Average	50.5	52.7
Net	43.1	49.0
Punt Returns (#-Yds-TD)	2-11-0	5-59-0
Kickoff Returns (#-Yds-TD)	7-111-0	3-64-0
Interceptions-Yards-TD	0-0-0	1-0-0
Fumble Ret-Yards-TD	0-0-0	0-0-0
Time of Possession	27:22	32:38
3rd Downs	3-of-16	10-of-16
4th Downs	0-of-1	0-of-1
Sacks By	0-0	2-20

INDIVIDUAL LEADERS

Rushing (att-yds-TD):
FS - Ronnie Rivers (9-60-1)
UIW - Keyondrick Philio (7-11-0)
Passing (cmp-att-int-yds-TD):
FS - Chason Virgil (16-29-0-246-1)
UIW - Taylor Laird (9-20-1-90-0)
Receiving Yards (no-yds-TD):
FS - KeeSean Johnson (7-120-0)
UIW - Desmond Hill (4-18-0)
Defense (ST-AT-TF-TFL-Sack):
FS - Emeka Ndoh (3-0-3-0-2-0)
UIW - Mar'kel Cooks (5-1-6-0-0-0-0)
Interceptions (no-yds-TD):
FS - Sherman Coleman (1-0-0-0)
UIW - None

FRESNO, Calif. - The Jeff Tedford era opened in style on Saturday night at Bulldog Stadium as the 'Dogs blanked Incarnate Word 66-0 behind 613 yards of offense in front of 39,447 fans.

On a night that saw legendary Bulldog quarterback Derek Carr have his No. 4 jersey retired in a halftime ceremony, the Bulldogs offense lashed back to Carr's Senior Night scoring the most points in a game since November 23, 2013 when they piled on 69 in a 41-point win over New Mexico.

Saturday's shutout was the first pitched by the Bulldogs since September 5, 2009 (vs. UC Davis). The 'Dogs held Incarnate Word to 125 yards of offense on the night, including negative 30 yards rushing for a new Bulldog Stadium record for fewest rushing yards by an opponent. UIW had 60 yards offense after three quarters of play.

Sophomore quarterback Chason Virgil went 16-of-29 through the air for 246 yards and a touchdown. Junior wide receiver KeeSean Johnson posted his second career 100-yard contest totaling 120 yards on seven receptions while true freshman Ronnie Rivers, the first 'Dog to start at running back since 1980, added 60 yards on nine carries and a TD.

Sophomore Josh Hokit accounted for three scores, running for two and tossing one on a halfback pass. Junior transfer Marcus McMaryion completed 6-of-7 passes for 103 yards and two touchdowns, entering in the third quarter.

The defense was led by junior Tank Kelly's six tackles and a standout night by junior transfer Emeka Ndoh who posted two sacks, a forced fumble and a fumble recovery.

How It happened

After stalling on the opening offensive drive, the 'Dogs defense went to work right away forcing a turnover on a 3rd-and-14 as junior defensive end Emeka Ndoh striped UIW quarterback Taylor Laird of the ball and recovered the ball.

On the ensuing drive, the 'Dogs put together a six-play, 43-yard drive that spanned 2:32 on the clock as a 1-yard touchdown plunge from Hokit gave Fresno State its first score of 2017.

After the 'Dogs forced a three-and-out on the Cardinals next possession, junior running back Deonte O'Neal broke off a career-long 44-yard punt return down to the UIW 17. With three plays only netting four yards on offense, senior kicker Jimmy Camacho converted a 30-yard field to put the Bulldogs up 10-0.

On Fresno State's next possession after forcing a three-and-out, Hokit increased the score to 17-0 on a 65-yard halfback pass as he connected with sophomore tight end Jared Rice who was streaking down the left side of the field wide open for a 65-yard score. Hokit's touchdown throw was the first touchdown thrown by a non-quarterback since Robbie Rouse in 2012 - a 1-yard throw on Nov. 24 vs Air Force.

The scoring continued in the second quarter as Camacho connected on his second field goal of the night, this one a career-long 47 yards, to put Fresno State ahead 20-0.

The offensive fireworks continued as the Bulldogs put up two more touchdowns in the second quarter as Hokit punched in his second touchdown of the game, a 4-yard run, and after an eighth straight three-and-out by UIW, Virgil connected with junior tight end Kyle Riddering for 2-yard TD, his first career TD reception, to put the 'Dogs in control 34-0.

After gaining 361 yards of offense in the first half and scoring 34 points, Fresno State continued to pile up the points in the second half, adding 34 in the third quarter alone. The 'Dogs picked up a pair of safeties and a 30-yard run from true freshman Ronnie Rivers sandwiched in between to put the 'Dogs out front 45-0.

Fresno State added three more touchdowns between the 7:48 and 0:33 marks in the third quarter, including a pair of scoring tosses from McMaryion, and the first touchdown run from freshman running back Jordan Mims to push the 'Dogs lead to 66-0 after three quarters.

It was the most points scored by Fresno State in a season opener since 1988 when they tacked on 68 against New Mexico.

Game #2

No. 1 Alabama 41, Fresno State 10

Sept. 9, 2017 • Bryant-Denny Stadium • Tuscaloosa, Ala. • Attendance: 101,127

SCORE BY QUARTERS	1	2	3	4	OT	FINAL
Fresno State	3	0	0	7	-	10
Alabama	14	14	3	10	-	41

SCORING SUMMARY

				Plays	TOP	Score
UA	1st	14:21	Hurts 55 yd run (Pappanastos kick)	2-73	0:39	0-7
UA	1st	08:24	Hentges 23 yd pass from Hurts (Pappanastos kick)	10-62	4:25	0-14
FS	1st	04:03	CAMACHO 28 yd field goal	9-69	4:21	3-14
UA	2nd	14:25	Hurts 3 yd run (Pappanastos kick)	11-75	4:38	3-21
UA	2nd	01:15	Harris 5 yd run (Pappanastos kick)	6-77	2:29	3-28
UA	3rd	02:03	Pappanastos 24 yd field goal	11-53	5:31	3-31
UA	4th	07:08	Pappanastos 22 yd field goal	4-0	0:44	3-34
FS	4th	06:06	GRIM 26 yd pass from VIRGIL (CAMACHO kick)	4-37	1:02	10-34
UA	4th	02:41	Ruggs III 16 yd pass from Tagovailoa (Pappanastos kick)	8-75	3:25	10-41

TEAM STATS

	Fresno St.	Alabama
First Downs	18	28
Rushing Att-Yards	22-57	39-305
Passing Cmp-Att-Yds	26-41-216	20-27-192
Total Plays-Yards	63-273	66-497
Fumbles-Lost	1-0	0-0
Penalties-Yards	1-6	4-30
Punts-Yards	6-222	3-125
Average	37.0	41.7
Net	35.0	41.7
Punt Returns (#-Yds-TD)	0-0-0	2-12-0
Kickoff Returns (#-Yds-TD)	5-127-0	1-19-0
Interceptions-Yards-TD	0-0-0	1-30-0
Fumble Ret-Yards-TD	0-0-0	0-0-0
Time of Possession	29:18	30:42
3rd Downs	3-of-11	4-of-10
4th Downs	0-of-0	1-of-1
Sacks By	1-8	2-9

INDIVIDUAL LEADERS

Rushing (att-yds-TD):
FS - Ronnie Rivers (9-29-0)
UA - Jalen Hurts (10-154-2)
Passing (cmp-att-int-yds-TD):
FS - Chason Virgil (21-34-1-180-1)
UA - Jalen Hurts (14-18-0-128-1)
Receiving Yards (no-yds-TD):
FS - KeeSean Johnson (8-55-0)
UA - Calvin Ridley (5-45-0)
Defense (ST-AT-TF-TFL-Sack):
FS - Jeffrey Allison (7-7-14-1-0-1-0)
UA - Ronnie Harrison (5-3-8-1-0-0-0)
Interceptions (no-yds-TD):
FS - None
UA - Anthony Averett (1-30-0)

TUSCALOOSA, Ala. - The Fresno State Bulldogs fell 41-10 to No. 1 Alabama on Saturday afternoon in front of 101,127 fans at Bryant-Denny Stadium. The Crimson Tide built a 28-3 lead in the opening 30 minutes and retained their lead despite a strong second half effort by the 'Dogs.

Fresno State (1-1) tallied 216 yards through the air while adding 58 yards on the ground. Sophomore quarterback Chason Virgil completed 21-of-34 passes for 180 yards and added a 26-yard scoring strike to sophomore wide receiver Derrion Grim in the fourth quarter.

Junior wide receiver KeeSean Johnson added a team-high eight receptions for 55 yards while senior Da'Mari Scott added a career-high seven catches for 67 yards. Scott added 94 yards on kickoff returns and 10 yards rushing to give him 171 all-purpose yards to match his career-best. Jeffrey Allison led the 'Dogs on defense with a career-high 14 stops, including seven solo, and added a sack. Sophomore defensive back Juju Hughes added a career-best nine tackles, five solo, while sophomore defensive back Jaron Bryant added seven tackles, including six solo stops.

Alabama (2-0) totaled 497 yards of offense with 305 yards coming on the ground and added 192 yards through the air. Sophomore quarterback Jalen Hurts accounted for 282 yards individually, posting 154 yards on 10 carries, and went 14-of-18 through the air for 128 yards. Junior wide receiver Calvin Ridley was one of 11 Tide players with a reception in the game as he finished with team-highs in receptions (5) and yards (45). On defense, junior defensive back Ronnie Harrison and sophomore defensive lineman Raekwon Davis each finished with a team-best eight tackles.

How It Happened

Alabama wasted little time getting on the scoreboard, winning the coin toss and running only two offensive plays to get on the board. On the second play from scrimmage, Hurts ran through the Bulldog defense for a 55-yard touchdown for an early 7-0 lead.

After a quick three-and-out for the 'Dogs, the Tide offense picked up where it left off, putting together a 10-play, 62-yard drive that took 4:25 off the play clock. Hurts hooked up with junior tight end Hale Hentges for a 23-yard score to gain a 14-0 advantage.

The Bulldogs were able to get things going on offense on their second drive. A 30-yard connection from Virgil to Scott got the ball down to the Tide 18-yard line, and after a 5-yard run by Ronnie Rivers and a 4-yard carry by Josh Hokit to the nine, a 27-yard field goal by senior kicker Jimmy Camacho put the 'Dogs on the board. The 'Dogs covered 70 yards on nine plays on that drive and rolled 4:21 off the clock.

Taking over with 3:44 left in the first quarter, the Tide continued to pound away at the 'Dogs defense as they put together an 11-play, 75-yard drive that ended with a 3-yard run into the end zone by Hurts for his second rushing score of the game. The Tide outgained the 'Dogs 198 to 67 in the opening quarter.

Alabama backup quarterback Tua Tagovailoa came into the contest with 10:35 left in the second quarter, and after picking up a quick first down, Allison notched a sack for a loss of eight yards, and after a pair of incompletions, the 'Dogs forced Alabama's first punt of the game with 7:51 to play until halftime.

Fresno State began the next drive on their own 8-yard line and moved the ball out to their 44. On third-and-6, Virgil tossed a ball along the sideline inside the Alabama 30 to Jamire Jordan, but the ball was just off the finger tips as the receiver laid out for the catch. After a Cusick punt, the Tide brought Hurts back into the game and added a touchdown late in the half. Damien Harris punched in a 5-yard score to take a 28-3 lead into halftime.

The second half was a different story for the 'Dogs, owning the scoring advantage 7-6 until Alabama got into the endzone with 2:41 remaining in the game.

Alabama converted on a pair of field goals between the third and fourth quarters to take a 34-3 lead. The 'Dogs found the endzone with 6:06 left the fourth quarter after a 63-yard kickoff return by Scott gave the 'Dogs their best starting field position of the game. Virgil finished the drive with a 26-yard pass play to Grim, the sophomore receiver's first of his career.





Game #3

No. 6 Washington 48, Fresno State 16

Sept. 16, 2017 • Husky Stadium • Seattle, Wash. • Attendance: 68,384

SCORE BY QUARTERS	1	2	3	4	OT	FINAL	
Fresno State	0	7	6	3	-	16	Record (1-2)
Washington	27	14	7	0	-	48	Record (3-0)

SCORING SUMMARY

	Plays	TOP	Score
UW 1st 10:48 Gaskin 28 yd run (Vizcaino kick)	5-76	1:48	0-7
UW 1st 07:34 Pettis 4 yd pass from Browning (Vizcaino kick)	6-70	2:05	0-14
UW 1st 07:11 Gaskin 7 yd run (Vizcaino kick failed)	1-7	0:08	0-20
UW 1st 05:11 Pettis 77 yd punt return (Vizcaino kick)			0-27
UW 2nd 12:07 Pettis 7 yd pass from Browning (Vizcaino kick)	8-68	3:39	0-34
FS 2nd 02:59 SCOTT 6 yd pass from VIRGIL (CAMACHO kick)	8-50	3:47	7-34
UW 2nd 00:09 Gaskin 8 yd pass from Browning (Vizcaino kick)	11-75	2:50	7-41
UW 3rd 13:58 Pettis 73 yd pass from Browning (Soderberg, Van kick)	2-70	0:55	7-48
FS 3rd 10:42 CAMACHO 29 yd field goal	5-14	1:40	10-48
FS 3rd 04:28 CAMACHO 34 yd field goal	5-23	2:50	13-48
FS 4th 11:38 CAMACHO 31 yd field goal	11-34	5:36	16-48

TEAM STATS

	Fresno St.	UW
First Downs	18	21
Rushing Att-Yards	31-119	30-92
Passing Cmp-Att-Yds	21-36-194	25-28-328
Total Plays-Yards	67-313	58-420
Fumbles-Lost	1-0	2-2
Penalties-Yards	6-54	4-41
Punts-Yards	5-210	3-120
Average	42.0	40.0
Net	24.8	38.0
Punt Returns (#-Yds-TD)	1-6-0	3-86-1
Kickoff Returns (#-Yds-TD)	7-128-0	2-61-0
Interceptions-Yards-TD	0-0-0	1-24-0
Fumble Ret-Yards-TD	0-0-0	0-0-0
Time of Possession	32:55	27:05
3rd Downs	3-of-13	3-of-7
4th Downs	0-of-1	0-of-1
Sacks By	1-6	1-7

INDIVIDUAL LEADERS

Rushing (att-yds-TD):
FS - Ronnie Rivers (10-29-0)
UW - Myles Gaskin (8-56-2)
Passing (cmp-att-int-yds-TD):
FS - Chason Virgil (11-20-1-98-1)
UW - Jake Browning (19-22-0-255-4)
Receiving Yards (no-yds-TD):
FS - Da'Mari Scott (5-40-1)
UW - Dante Pettis (5-92-3)
Defense (ST-AT-TT-TFL-Sack):
FS - Mike Bell (6-3-9-1-5-0-0)
UW - Ryan Bowman (5-0-5-1-0-1-0)
Interceptions (no-yds-TD):
FS - None
UW - Tevis Bartlett (1-24-0)

SEATTLE - A 27-point first quarter by the high-powered scoring offense of No. 6 Washington proved to be too much for Fresno State to overcome on Saturday night at Husky Stadium as the Bulldogs fell 48-16.

Fresno State (1-2) totaled 313 yards on offense with 151 in the first half and 162 in the second half. The 'Dogs finished with 194 yards through the air and 119 yards on the ground and totaled 18 first downs while possessing the ball for 32:55.

Sophomore quarterback Chason Virgil went 11-of-20 for 98 yards while junior Marcus McMaryion came on in the second half to go 10-of-16 for 96 yards. Senior wide receiver Da'Mari Scott had a team-leading five receptions for 40 yards and recorded his first touchdown of the season.

On defense, sophomore defensive back Mike Bell made a career-high nine tackles, including six solo, and also recorded 1.5 tackles for a loss. Linebackers Jeffrey Allison and James Bailey had five tackles apiece while Allison forced one of two fumbles on the evening by the 'Dogs.

How It Happened

With the Bulldogs receiving the ball to start the game, the 'Dogs picked up a quick first down on an 11-yard run by Rivers, but were stopped short on a third down setting up the first punt of the game by sophomore punter Blake Cusick. The Huskies, who scored a combined 93 points in their first two games, got the offense rolling early as Myles Gaskin scored on a 28-yard rushing touchdown that finished off a quick five-play, 76-yard drive.

After a quick three-and-out by the 'Dogs, Washington used back-to-back receptions of 17 and 50 yards, respectively, to reach the Bulldogs four-yard line. After what appeared to be a third down tackle by the Bulldogs on third-and-goal, a horse collar penalty wiped out the Bulldogs' positive momentum. Browning connected with Dante Pettis on the next play for a four-yard touchdown to make the score 14-0 in favor of the Huskies.


Washington extended its lead 20-0 on a seven-yard rush out of the Wildcat formation by Gaskin that was set up after a Bulldog turnover. After the 'Dogs were stopped on third-and-3 on their next drive, Cusick's punt was returned 77 yards by Pettis for a touchdown, to move the score 27-0 in favor of UW, as the senior wide receiver tied an NCAA record with his eighth career punt return for a touchdown.

The 'Dogs looked to get on the scoreboard at the end of the first quarter, but a 48-yard field attempt by Jimmy Camacho sailed wide right. Washington extended its lead to 34-0 with a seven-yard touchdown pass from Browning to Pettis with 12:07 left in the first half.

After forcing the Huskies' first punt of the game, the 'Dogs took over at midfield and went on an eight-play 50-yard drive that was punctuated by a six-yard touchdown score from Virgil to Scott to get Fresno State on the board. Washington closed out its high-scoring first half with an 11-play, 75-yard drive that ended with an eight-yard touchdown reception by Gaskin from Browning. It was 41-7 at the break.

The second half started quickly for the Huskies, needing only two plays to score, as Browning and Pettis connected for a 73-yard touchdown pass. The 'Dogs were unable to score touchdowns in the third quarter, despite the defense forcing fumbles on back-to-back drives and gaining possession in UW territory. The 'Dogs recorded a pair of field goals by Camacho to pull the score to 48-13. The senior kicker connected from 29 yards after Allison's forced fumble was recovered by George Helmuth. Helmuth set up another field goal after forcing his first career fumble, which was recovered by sophomore Jasad Haynes, setting up a 34-yard field goal.

Camacho made his third field of the night in the fourth quarter, connecting from 31 yards, which resulted in the final score, 48-16.



Game #4, MW Game #1

Fresno State 41, Nevada 21

Sept. 30, 2017 • Bulldog Stadium • Fresno, Calif. • Attendance: 27,434

SCORE BY QUARTERS	1	2	3	4	OT	FINAL	
Nevada	0	14	0	7	-	21	Record (0-5, 0-1)
Fresno State	10	21	7	3	-	41	Record (2-2, 1-0)

SCORING SUMMARY

	Plays	TOP	Score
FS 1st 13:21 JOHNSON 10 yd pass from McMARYION (CAMACHO kick)	4-29	1:39	0-7
FS 1st 00:00 CAMACHO 29 yd field goal	12-63	6:37	0-10
FS 2nd 13:12 JOHNSON 16 yd pass from HOKIT (CAMACHO kick)	3-73	1:01	0-17
FS 2nd 05:05 BRYANT 18 yd interception return (CAMACHO kick)			0-24
FS 2nd 02:08 JOHNSON 40 yd pass from McMARYION (CAMACHO kick)	4-73	1:24	0-31
NEV 2nd 00:54 DEMPS 17 yd pass from GANGI (PETTIT kick)	6-75	1:26	7-31
NEV 2nd 00:35 ARMSTRONG 21 yd pass from GANGI (PETTIT kick)	1-21	0:07	14-31
FS 3rd 07:58 RIVERS 5 yd run (CAMACHO kick)	6-56	2:41	14-38
FS 4th 02:44 CAMACHO 27 yd field goal	10-48	7:28	14-41
NEV 4th 00:23 WRIGHT 2 yd run (PETTIT kick)	12-73	2:21	21-41

TEAM STATS

	Nevada	Fresno St.
First Downs	16	22
Rushing Att-Yards	23-61	38-192
Passing Cmp-Att-Yds	31-49-253	25-33-312
Total Plays-Yards	72-314	71-504
Fumbles-Lost	0-0	4-2
Penalties-Yards	4-20	8-61
Punts-Yards	6-238	3-98
Average	39.7	32.7
Net	38.8	26.0
Punt Returns (#-Yds-TD)	0-0-0	1-5-0
Kickoff Returns (#-Yds-TD)	2-47-0	3-87-0
Interceptions-Yards-TD	1-0-0	3-20-1
Fumble Ret-Yards-TD	0-0-0	0-0-0
Time of Possession	22:52	37:08
3rd Downs	5-of-17	1-of-11
4th Downs	0-of-3	2-of-2
Sacks By	1-7	3-23

INDIVIDUAL LEADERS

Rushing (att-yds-TD):
FS - Ronnie Rivers (12-82-1)
Nev - Kelton Moore (5-26-0)
Passing (cmp-att-int-yds-TD):
FS - Marcus McMaryion (24-32-1-296-2)
Nev - Ty Gangi (31-48-3-253-2)
Receiving Yards (no-yds-TD):
FS - KeeSean Johnson (7-104-3)
Nev - Wyatt Demps (10-96-1)
Defense (ST-AT-TT-TFL-Sack):
FS - George Helmuth (4-6-10-1-0-1-0)
Nev - Lucas Weber (2-5-7-2-0-1-0)
Interceptions (no-yds-TD):
FS - Jaron Bryant (2-20-1)
Nev - Vosean Crumbie (1-0-0)

FRESNO, Calif. - Behind 504 yards of total offense and three first half touchdowns from junior wide receiver KeeSean Johnson, the Fresno State Bulldogs won its Mountain West opener over Nevada 41-21 on Saturday evening at Bulldog Stadium.

Junior quarterback Marcus McMaryion, making his first start as a Bulldog, had a standout game behind center, passing for 296 yards on 24-of-32 passing and tossed two touchdowns. The Oregon State transfer went 20-of-23 in the first half for 260 yards. Johnson, a Biletnikoff award watch list candidate, made a team-high seven receptions for 104 yards and matched his career-high with three touchdowns.



On the ground, freshman running back Ronnie Rivers rushed for a season-best 82 yards on a season-high 12 carries and scored the 'Dogs lone touchdown on the ground.

Defensively, the secondary provided three turnovers as sophomore Jaron Bryant notched his first two career interceptions, one returned 18 yards for a touchdown, and senior Johnny Johnson, Jr. added another.

Junior linebacker George Helmuth had a career-high 10 tackles and added a sack and tackle for a loss. Linebackers James Bailey and Jeffrey Allison each had eight tackles apiece while sophomore defensive back Mike Bell added seven tackles, including three solo stops.

How It Happened

The first quarter saw the 'Dogs build an early 10-0 lead behind 120 yards of offense with 107 yards coming through the air. With Nevada winning the coin toss and deferring to the second half, Jamire Jordan received the opening kickoff and returned it 71 yards down to the Wolf Pack 29-yard line. Three plays later, McMaryion found Johnson for a 10-yard touchdown to give the Bulldogs an early 7-0 lead.

The Wolf Pack threatened to score on its second possession of the game driving down to the Bulldog 35-yard line before being forced to attempt a 45-yard field goal. Nevada's Spencer Pettit's kick was blocked by the Fresno State's James Bailey and recovered by DeShawn Potts. Taking over at their 25-yard line, the 'Dogs went on a 12-play, 63-yard drive down to the Nevada 12 setting up a Jimmy Camacho 29-yard field goal to put the 'Dogs up 10-0 at the end of the first quarter.

The Bulldogs continued to build their lead in the second quarter using a quick 63-yard strike from McMaryion to sophomore wide receiver Derrion Grim to get down to the Nevada 25. After a nine-yard rush by freshman running back Jordan Mims, a 16-yard pass from running back Josh Hokit to Johnson put the 'Dogs in front 17-0 - the running back's second TD toss this season.

Bryant's interception return, the first interception returned for a touchdown by a Bulldog since 2015, and a 40-yard strike from McMaryion to Johnson extended the Bulldogs lead to 31-0 with 2:08 left in the first half.

Nevada would not end the half quietly, answering back with back-to-back touchdowns within 19 seconds of one another under one minute remaining in the half. Gangi connected with Wyatt Demps for a 17-yard score and then after a fumble by Fresno State's Da'Mari Scott on the ensuing kickoff, Gangi wasted no time finding Trevion Armstrong in the corner of the endzone to cut the 'Dogs lead to 31-14.

The Bulldogs extended their lead to 38-14 in the third quarter as Rivers punched in a five-yard score on the ground to finish off a six-play, 56-yard drive and Camacho's second field goal of the night from 27 yards out ended the Bulldogs' scoring for the contest. A late touchdown by the Wolf Pack made the final score 41-21, earning the Bulldogs their largest margin of victory in a conference opener since 2011.

