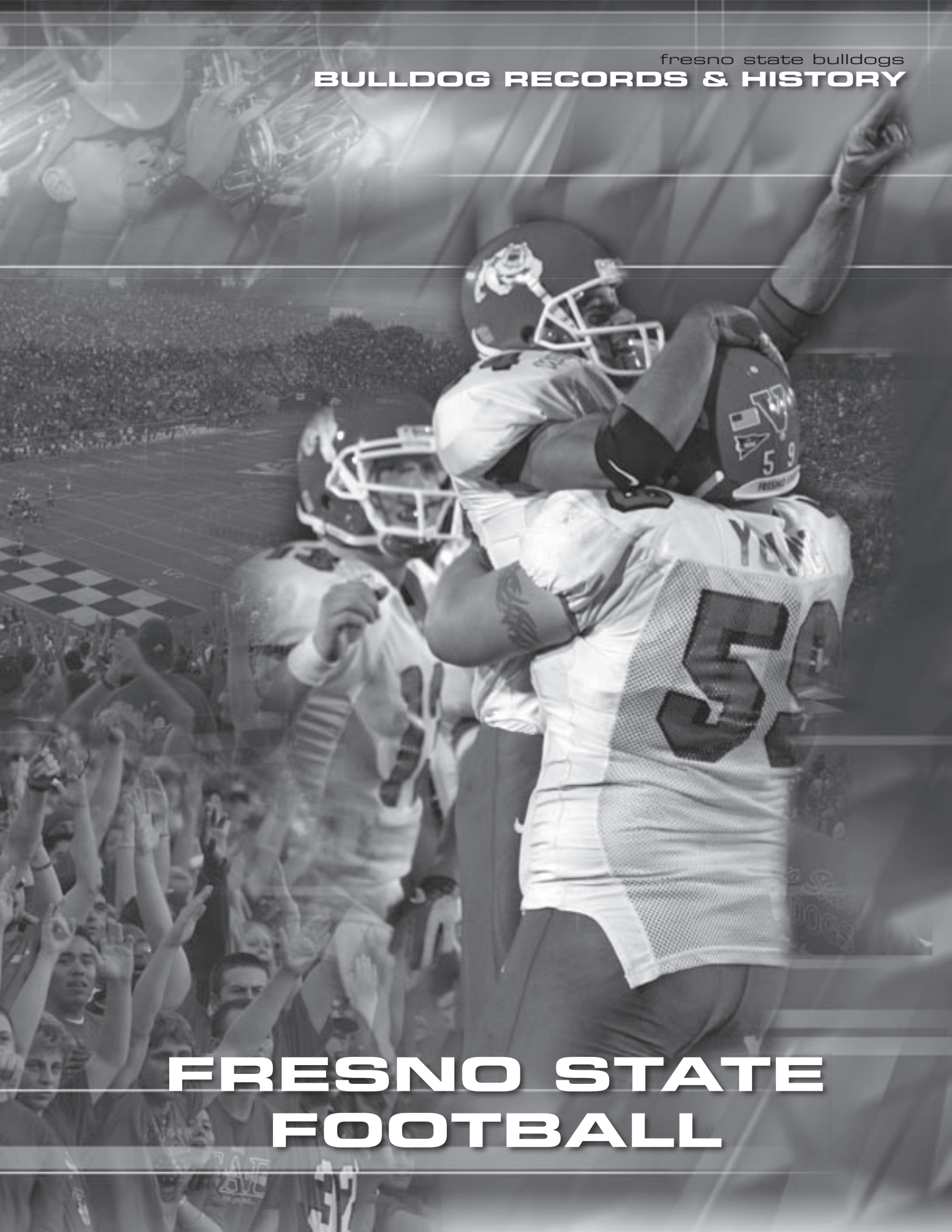


fresno state bulldogs

BULLDOG RECORDS & HISTORY



FRESNO STATE FOOTBALL



FOR THE RECORD:

In 2005, the Bulldogs broke a team record for fewest sacks allowed in a season.

fresno state bulldogs TEAM RECORDS

team RECORDS

RUSHING

Most rushes

Game: 71, vs. Pacific, 1991; San Jose State, 1991
Season: 655, 1991

Most net yards gained

Game: 503, vs. Hawaii, 2004
Season: 3,501, 1991

Most net yards lost:

83, vs. Bowling Green, 1983

Highest average per rush

Game: 9.0, vs. New Mexico, 1991

Season: 6.0, 1952

Highest average per game

Season: 281.9, 1952

Most touchdowns

Game: 9, vs. New Mexico, 1991

Season: 44, 1991

PASSING

Most attempts

Game: 70, vs. Utah State, 1987

Season: 533, 2001

Most completions

Game: 40, vs. Utah State, 1987

Season: 344, 2001

Most had intercepted

Game: 7, vs. Idaho State, 1968;

Humboldt State, 1968

Season: 30, 1951 and 1975

Most yards gained

Game: 536, vs. Pacific, 1987

Season: 4,839, 2001

Highest pct.

Game: .813 (13-16), vs. Rice, 1999

Season: .649, 1999

Most yards per game

Season: 348.3, 2001

Most touchdowns

Game: 6, vs. Long Beach State, 1978; vs.

San Jose State, 1999; and vs. Utah State, 2001

Season: 46, 2001

Fewest sacks allowed

Game: 0, several times

Season: 14, 2005

TOTAL OFFENSE

Most plays (passing and rushing)

Game: 102, vs. Utah State, 1987

Season: 1,066, 2001

Most yards gained

Game: 757, vs. New Mexico, 1991

Season: 7,022, 2001

Highest average per play

Game: 9.0, vs. New Mexico, 1991

Season: 7.1, 1993

Highest average per game

Season: 537.1, 1991

PUNTING

Most punts

Game: 13, vs. Long Beach State, 1983

Season: 87, 2003

Most yards

Game: 412, vs. Colorado, 2001

Season: 3,252, 2003

Highest average per punt

Game: 51.5 vs. Colorado, 2001

Season: 43.3, 1996 and '01

PUNT RETURNS

Most punt returns

Game: 8, vs. Bowling Green, 1982

Season: 51, 2x, 1986 and '03

Most yards returned

Game: 253, vs. Weber State, 2005

Season: 636, 2001

Highest average per return

Game: 50.6, vs. Utah, 1990

Season: 18.6, (33 for 614), 2005

KICKOFF RETURNS

Most kickoff returns

Game: 6, vs. BYU, 1994; at Oregon State, 2002;

vs. Hawaii, 2002; at USC, 2005

Season: 55, 1994

Most yards returned

Game: 178, vs. BYU, 1994

Season: 1,305, 1994

Highest average per return

Season: 24.4 (38 for 932), 2003

MISCELLANEOUS

Most first downs

Game: 37, vs. N. Illinois, 1991; vs.

New Mexico, 1993

Season: 343, 1991

Most first downs, rushing

Game: 25, vs. Pacific, 1991

Season: 195, 1991

Most first downs, passing

Game: 21, vs. Bowling Green, 1982

Season: 173, 1993

Most first downs, penalty:

6, vs. San Jose State, 1981

Most penalties

Game: 22, vs. San Jose State, 1981

Season: 136, 1970

Most penalty yards

Game: 194, vs. San Jose State, 1981

Season: 1,051, 1977

Most fumbles

Season: 56, 1977

Most fumbles lost

Game: 6, vs. San Diego State, 1940

Season: 30, 1978

SCORING

Most Touchdowns

Game

Rushing: 9, vs. New Mexico, 1991; vs. Hawaii, 2004

Passing: 6, vs. Long Beach State, 1978;

San Jose State, 1999

Season: 68, 1991 and '92

Most points after touchdown

Game: 13, vs. New Mexico, 1991

Season: 66, 1991

Most field goals

Game: 5 vs. Utah State, 1984

Season: 23, 2001

Most consecutive field goals:

11, 1989

Most points, first half:

66, vs. New Mexico, 1991 (66-7)

Second half: 40, vs. Washburn, 1965 (54-0)

Most total points

Game: 94, vs. New Mexico, 1991

Season: 560, 2001

TEAM RECORDS — DEFENSE

Rushing

Fewest rushes

Game: 15, vs. Hawaii, 2002

Season: 394, 1985

Fewest net yards

Game: 38, vs. San Diego State, 2002

Season: 471, 1942

Lowest average per rush

Game: -1.93 (64 in 33 attempts), vs.

Boise State, 1977

Season: 2.4 (462 for 1097), 1986

Fewest rushing touchdowns:

11, 1989

Fewest average rushing yards per game:

47.1, 1942

PASSING

Fewest attempts

Game: 0, by many

Season: 142, 1942

Fewest completions

Game: 0, by many

Season: 49, 1942

Passes intercepted

Game: 7, vs. Idaho State, 1968

Season: 35, 1968

Fewest passing yards per game

Season: 44.0, 1942

Lowest completion percentage

Season: .345, 1942

Fewest touchdowns by pass:

0, by many

TOTAL DEFENSE

Fewest rushing and pass plays

Game: 26, vs. Whittier, 1942

Season: 582, 1957

Fewest yards gained

Game: 18, vs. Whittier, 1942

Season: 911, 1942

Lowest average per play

Game: 0.69, vs. Whittier, 1942

Season: 3.2 (713 for 2323)

Fewest yards per game:

91.1, 1942

SCORING

Fewest points allowed

Game: 0, many times

Season: 44, 1924

Fewest touchdowns allowed:

23, 1998

Interceptions

Season: 35, 1968

Fewest return yards

Game: 0, by many

Season: 30, 1997

PUNTING

Most times opponent forced to punt

Game: 13, vs. Drake, 1946; vs. CS Fullerton, 1991

Season: 90, 1989

Lowest average per punt

Game: (min. 5) 30.0, vs. Cal Poly, 1980

Season: 33.0, 1965

PUNT RETURNS

Fewest punt returns:

7, 2005

Fewest yards returned:

27, 2004

KICKOFF RETURNS

Lowest average per return:

16.4, 1979

MISCELLANEOUS

Fewest total first downs

Game: 1, vs. Ford Ord, 1942

Most penalties against opponent

Game: 18, vs. Nevada, 2004

Season: 116, 1983

Most yards penalized

Game: 160, vs. Long Beach State, 1983

Season: 1,035, 1986

Most fumbles:

51, 1977

Fewest fumbles lost:

6 (of 20), 1969

Most fumbles lost:

29, 1977

Most fumbles by opponent:

15, vs.

Boise State, 1977

individual
RECORDS

RUSHING

Rushing attempts

Game: 39, Michael Pittman vs. Oregon, 1996
Season: 313, Rodney Davis, 2002
Career: 647, Michael Pittman, 1993-97

Rushing yards (net)

Game: 252, Larry Willoughby vs. Nevada, 1952
Season: 1,586, Rodney Davis, 2002
Career: 3,473, Ron Rivers, 1991-93

Rushing Yards Per Attempt

Game: 28.0 (9 for 252), Larry Willoughby vs. Nevada, 1952
Season: (min. 50) 8.9, Don Driscoll, 1954
Career: (min. 200) 6.6, Ron Rivers, 1991-93

Touchdowns

Game: 5, Don Driscoll vs. CS Los Angeles, 1954
Season: 17, Aaron Craver, 1990; Anthony Daigle, 1992
Career: 35, Anthony Daigle, 1991-93

Most 100-yard games

Season: 8, Aaron Craver, 1989; Ron Rivers, 1993

Most Consecutive 100-yard games

5, Wendell Mathis, 2005

Longest run from scrimmage

94, Josh Levi vs. San Jose State, 1999

PASSING

Pass attempts

Game: 70, Dave Telford vs. Utah State, 1987
Season: 533, David Carr, 2001
Career: 1,405, Paul Pinegar, 2002-05

Pass completions

Game: 40, Dave Telford vs. Utah State, 1987
Season: 344, David Carr, 2001
Career: 848, Paul Pinegar, 2002-05

Completion Percentage

Game: (min. 10) .833, Mark Barsotti vs. New Mexico, 1988 (15-18)
Season: (min. 75) .650 (249-383), Billy Volek, 1999
Career: .628 (587-934), David Carr, 1997-01

Lowest Interception Percentage

Season: (min 100 att.) Billy Volek, 0.78 (3-383), 1999 \$
Career: (min 150 att.) Billy Volek, 1.25 (12-962), 1997-99 \$

Passing Yards

Game: 536, Dave Telford vs. Pacific, 1987
Season: 4,839, David Carr, 2001
Career: 10,808, Kevin Sweeney, 1983-86

Highest Passing Efficiency Rating

Season: 167.2, Trent Difer, 1993

Touchdown passes

Game: 6, 2x, last David Carr vs. Utah State, 2001
Season: 46, David Carr, 2001
Career: 84, Paul Pinegar, 2002-05

Passes intercepted

Game: 6, Ron Hudson vs. Humboldt State, 1968
Season: 22, Neftali Cortez, 1975; Jeff Tedford, 1982
Career: 49, Kevin Sweeney, 1983-86; Paul Pinegar, 2002-05

Longest pass play:

98 yards, Paul Pinegar to Paul Williams vs. Boise State, 2005

Consecutive Passes w/o an INT:

318, Trent Difer, 1993

RECEIVING

Pass Receptions

Game: 16, Larry Willis vs. Montana State, 1984; Ron Jenkins vs. Pacific, 1987
Season: 104, Rodney Wright, 2001
Career: 222, Rodney Wright, 1998-01

Pass Reception Yards

Game: 299, Rodney Wright vs. Michigan State, 2001
Season: 1,630, Rodney Wright, 2001
Career: 3,344, Charlie Jones, 1992-95

Most passes caught in one half: 9, Stephone

Paige vs. Bowling Green, 1982, Ron Jenkins vs. Pacific, 1987

Touchdown receptions

Game: 4, Jim Molich vs. Occidental, 1942
Season: 15, Henry Ellard, 1982
Career: 25, Henry Ellard, 1979-82; Charlie Jones, 1992-95; Bernard Berrian, 1999-03

Consecutive games with TD catch:

8, Henry Ellard, 1982

Pass Reception yards per catch

Game: (min. 6) 36.8 (6-221), Henry Ellard vs. CS Fullerton, 1982
Season: 24.4, Henry Ellard, 1982
Career: (min. 50) 26.3, Stephen Baker, 1985-86

Longest Reception: 98 yards, Paul Williams vs.

Boise State, 2005

Most 100-yard reception games

Season: 9, Henry Ellard, 1982
Career: 12, Bernard Berrian, 1999-03

Most consecutive 100-yard games

Season: 4, Henry Ellard, 1987; Rodney Wright, 2001

Consecutive games with a reception

Career: 34, Henry Ellard, 1979-82

Avg. catches per game

Season: 6.9 (76 in 11 games), Ron Jenkins, 1987

TOTAL OFFENSE

Total Offense Attempts (passing and rushing plays)

Game: 79, Dave Telford vs. Utah State, 1987
Season: 627, David Carr, 2001
Career: 1,727, Kevin Sweeney, 1983-86

Total Offense Yards

Game: 548, Dave Telford vs. Utah State, 1987
Season: 4,906, David Carr, 2001
Career: 10,421 (-387 rushing, 10,808 passing), Kevin Sweeney, 1983-86

Average per play

Game: 16.7 yards (18 for 300), Neftali Cortez vs. New Mexico State, 1974
Season (min. 100 plays): 8.5 (436-for-3,686), Trent Difer, 1993
Career: 8.6, Paul Pinegar, 2002-05

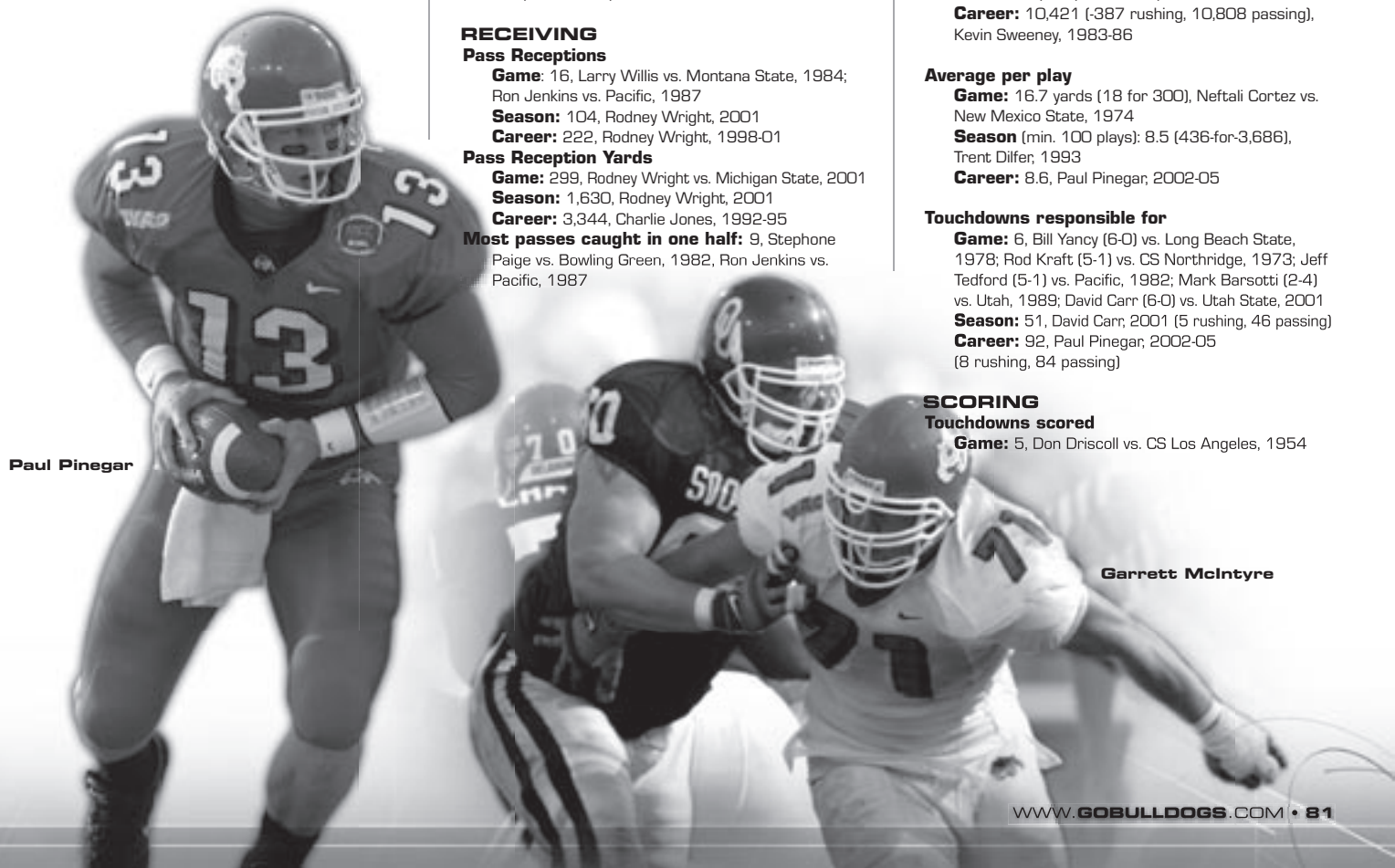
Touchdowns responsible for

Game: 6, Bill Yancy (6-0) vs. Long Beach State, 1978; Rod Kraft (5-1) vs. CS Northridge, 1973; Jeff Tedford (5-1) vs. Pacific, 1982; Mark Barsotti (2-4) vs. Utah, 1989; David Carr (6-0) vs. Utah State, 2001
Season: 51, David Carr, 2001 (5 rushing, 46 passing)
Career: 92, Paul Pinegar, 2002-05 (8 rushing, 84 passing)

SCORING

Touchdowns scored

Game: 5, Don Driscoll vs. CS Los Angeles, 1954



Paul Pinegar

Garrett McIntyre



INDIVIDUAL RECORDS

Season: 18, Dale Messer, 1960; Aaron Craver, 1990
Career: 44, Anthony Daigle, 1991-93

PATs Made

Game: 13, Derek Mahoney vs. New Mexico, 1991 \$
Season: 66, Derek Mahoney, 1991
Career: 223, Derek Mahoney, 1990-93

PATs Attempted

Game: 13, Derek Mahoney vs. New Mexico, 1991 \$
Season: 67, Derek Mahoney, 1991
Career: 230, Derek Mahoney, 1990-93

Consecutive PATs

Season: 62, Derek Mahoney, 1991
Career: 89, Derek Mahoney, 1991-92

Field goals attempted

Game: 5, Barry Belli vs. Utah State, 1984
Season: 32, Asen Asparuhov, 2001
Career: 99, Barry Belli, 1984-87

Field goals made

Game: 5, Barry Belli vs. Utah State, 1984
Season: 23, Asen Asparuhov, 2001 and '02
Career: 70, Barry Belli, 1984-87

Best field goal percentage: .882 (15-17),
 Barry Belli, 1984

Consecutive field goals

Season: 11, Barry Belli, 1984
Career: 11, Barry Belli, 1984-87

Longest field goal made: 55, Barry Belli vs. New Mexico State, 1985; Armen Torigian vs. Utah, 1996

Safeties scored: 2, Hal Riley vs. Nevada, 1945

Most two-point conversions: 2, several players
 Most two-point attempts: 2, several players

Most kicking points

Game: 20, Steve Loop vs. New Mexico, 1988
Season: 129, Asen Asparuhov (80 PAT, 23 FG), 2001
Career: 364, Derek Mahoney, 1990-93

Most points scored: 129, Asen Asparuhov, 2001

Most kicking points

Career: 364, Derek Mahoney, 1990-93

INTERCEPTIONS

Passes intercepted

Game: 3, Tom McCall vs. Montana State and CS Los Angeles, 1968; Steve Cordle vs. Oregon, 1981; Rod Webster vs. Oregon State, 1985
Season: 14, Carl Ray Harris, 1970
Career: 17, Rod Webster, 1984-87

Interception return yards

Game: 143, Tom McCall vs. CS Los Angeles, 1968
Season: 205, Richard Marshall, 2004
Career: 340, Rod Webster, 1984-87

Most touchdowns

Season: 2, Jack Erdman, 1970; Efrain Guizar, 1997; Dee Meza, 2002; Richard Marshall, 2004
Career: 3, Richard Marshall, 2003-05

Best return average

Career (min. 2 INTs): 33.9, Richard Marshall, 2002-05 (9-305)

Longest return: 107, Gary Hayes vs. Long Beach State, 1976

Punt Returns

Game: 8, Eric Fox vs. Bowling Green, 1982; Larry Willis vs. Bowling Green, 1983; Malcolm Seabron vs. CS Fullerton, 1991

Season: 42, 2x, Bernard Berrian, 2003; Malcolm Seabron, 1991
Career: 99, Bernard Berrian, 1999-03

Punt return yards

Game: 189, Clifton Smith vs. Weber State, 2005
Season: 543, Mike Freeman, 1967
Career: 1,144, Bernard Berrian, 1999-03

Punt return for touchdowns

Game: 2, Clifton Smith vs. Weber State, 2005
Season: 3, Phil Borjas, 1972
Career: 4, Phil Borjas, 1971-72

Best return average

Season: 63.0 (3) Clifton Smith, 2005
Career: 15.7, Brian Roberson, 1993-96 (43-676)

Longest punt return: 100, Stanley Bordagaray vs. San Jose State, 1930

Kickoff Returns

Game: 6, David Dunn vs. BYU, 1994
Season: 35, David Dunn, 1994
Career: 68, Kelvin Means, 1989-91; Bernard Berrian, 1999-03

Kickoff yards

Game: 178, David Dunn vs. BYU, 1994
Season: 1,013, David Dunn, 1994
Career: 1,731, Adam Jennings, 2002-05

Touchdowns from kickoff returns

Game: 1, several players
Season: 1, several players
Career: 1, several players

Best return average

Season: 30.2 (13 for 393), Jaime Kimbrough, 1998
Career: (min. 1 per team game played) 26.9 (61 for 1,639), David Dunn, 1993-94

Longest return: 102, Walt Byrd vs. N. Arizona, 1934

PUNTING

Punts

Game: 13, Mike Mancini vs. Long Beach State, 1983
Season: 84, 2x, Mike Lingua, 2003; Craig Holworthy, 1973
Career: 214, Jeff Roberts, 1995-98

Average per punt

Game: (min. 5) 50.6 (5 for 253), Brad Seagle vs. Utah, 1990
Season: 43.9 (45 for 1,976), Mike Mancini, 1985
Career: 42.5 (177 for 7,525), Mike Mancini, 1983-85

Punting yards

Season: 3,388, Craig Holworthy, 1973
Career: 9,078, Jeff Roberts, 1995-99

Longest punt: 80 yards, Craig Holworthy vs. San Jose State, 1973

DEFENSE

Solo tackles

Game: 15, Steve Cordle vs. Arizona, 1981; Kent Paine vs. Long Beach State, 1981

Total tackles

Game: 24, Omar Stoutmire vs. Utah, 1995

Assisted tackles

Game: 13, Chuck McCutchen vs. San Jose State, 1983

Sacks

Game: 7, Ron Cox vs. CS Fullerton, 1989
Season: 28.0, Ron Cox, 1989
Career: 50.0, Ron Cox, 1987-89

* Full season includes Fresno State bowl game statistics;
 \$ - NCAA Record

Bulldog Stadium RECORDS

FIRST DOWNS

Total first downs: 38, Air Force vs. Fresno State, 1996
Rushing: 30, Air Force vs. Fresno State, 1996
Passing: 23, San Jose State, 1989; Hawaii, 2002
Penalty: 6, Fresno State vs. San Jose State, 1981
 Fresno State vs. CS Fullerton, 1981
 Fresno State vs. Nevada, 1982
 Utah State vs. Fresno State, 2005
Fewest total first downs: 8, Southern Illinois, 1981 Northern Illinois, 1991
Rushing: 1, Utah, 1989; Hawaii, 2002
Passing: 2, Southern Illinois, 1981
Penalty: 0, by many

RUSHING

Rushing attempts

Individual: 40, Jonas Lewis (San Diego State) vs. Fresno State, 1997

Team: 81, Air Force vs. Fresno State, 1996

Yards rushing

Individual: 222, Bryson Sumlin vs. Hawaii, 2004
Team: 503, Fresno State vs. Hawaii, 2004

Fewest yards lost rushing: 2, Fresno State vs. Toledo, 2005

Longest rush: 94, Josh Levi vs. San Jose State, 1999

Fewest rushing attempts: 17, Utah, 1989

Fewest yards rushing: 25, FS vs. Long Beach State, 1984

Yards lost rushing: 79, FS vs. Long Beach State, 1984

Fewest net yards rushing: -6, Fresno State vs. Bowling Green, 1983

PASSING

Passes attempted

Individual: 62, Steve Clarkson (San Jose State) vs. Toledo (Dec. 19, 1981)

Team: 63, San Jose State (Dec. 19, 1981)

Passes completed

Individual: 43, Steve Clarkson (San Jose State) vs. Toledo (Dec. 19, 1981)

Team: 43, San Jose State (Dec. 19, 1981)

Touchdowns

Individual: 6, David Carr vs. Utah State (Dec. 1, 2001)

Team: 6, 2x, last vs. Utah State (Dec. 1, 2001)

Had intercepted

Individual: 5, Steve Clarkson (San Jose State) vs. Toledo (Dec. 19, 1981)

Team: 5, San Jose State (Dec. 19, 1981); New Mexico, 1991

Yards passing

Individual: 476, Kevin Sweeney (Fresno State) vs. Montana State, 1984

Team: 521, San Jose State (Dec. 19, 1981)

Fewest passes attempted

Team: 6, Air Force, 1995

Fewest had intercepted

Team: 0, many times

Fewest yards passing

Team: 7, Northern Illinois vs. Fresno State, 1991

Longest pass

98 yards, Paul Pinegar to Paul Williams (Fresno State) vs. Boise State, 2005

Best completion percentage: .912 (31-34), Steve Sarkisian (BYU) vs. Fresno State, 1995

PASS RECEPTIONS

Most receptions

Individual: 18, Gerald Willhite (San Jose State) vs. Toledo (Dec. 19, 1981)

Most yards

Individual: 282, Larry Willis (Fresno State) vs. Montana State, 1984

fresno state bulldogs
BULLDOG STADIUM RECORDS

Average yards per reception

Individual (Min. 3): 43.3 (3 for 130), Steve Abrams (Utah) vs. Fresno State, 1989

TOTAL OFFENSE

Total offensive plays

Individual: 68, 2x, last Luke McCown (Louisiana Tech) vs. Fresno State (Sept. 29, 2001)
Team: 100, UNLV, 1981

Total yards

Individual: 484 (476 passing, 8 rushing), Kevin Sweeney (FS) vs. Montana State, 1984
Team: 757, Fresno State vs. New Mexico, 1991
Touchdowns responsible for: 6 (6 passing) David Carr (FS), vs. Utah State, 2001; Steve Clarkson (San Jose State) vs. Toledo (Dec. 19, 1981)
 (5 passing, 1 rushing) Jeff Tedford (FS) vs. Pacific, 1982
 (2 passing, 4 rushing) Mark Barsotti (FS) vs. Utah, 1989

Average gain per play

Team: 9.1, Fresno State vs. Hawaii, 2004

Fewest offensive plays

Team: 47, Long Beach State vs. Fresno State, 1991

Lowest total offense

Team: 144, CS Fullerton vs. Fresno State, 1991

Lowest average per play


Team: 2.3, CS Fullerton vs. Fresno State, 1991

FUMBLES

Fumbles: 7, Toledo (Dec. 19, 1981)
Fumbles lost: 4, FS vs. Hawaii, 1996; BYU, 1998
Fewest fumbles: 0, several times
Fewest fumbles lost: 0, several times

PENALTIES

Penalties: 22, FS vs. San Jose State, 1981
Penalty yards: 194, FS vs. San Jose State, 1981



David Carr

Fewest penalties: 0, Pacific, 1995
Fewest penalty yards: 0, Pacific, 1995

INTERCEPTIONS

Interceptions

Individual: 3, Steve Cordle (FS) vs. Oregon, 1981
Team: 5, vs. Toledo (Dec. 19, 1981); vs. Oregon State (Sept. 5, 2003); FS vs. Utah State, 1988; FS vs. New Mexico, 1991

Interception yards

Individual: 103, Nate Ray (FS) vs. SMU, 2002
Team: 124, Fresno State vs. Nevada, 2002

Fewest interceptions

Team: 0, many times

Fewest interception yards

Team: 0, many times

Longest return: 103, Nate Ray (FS) vs. SMU, 2002

PUNTING

Punts

Individual: 13, Phil Nevin (CS Fullerton) vs. Fresno State, 1991

Team: 13, CS Fullerton vs. FS, 1991

Punting yards

Individual: 544, Phil Nevin (CS Fullerton) vs. Fresno State, 1991

Team: 544, CS Fullerton vs. Fresno State, 1991

Average yards per punt

Individual: (Min. 4) 48.3 (8 for 386), Mike Mancini (FS) vs. UNLV, 1983

Team: (Min. 4) 48.3, Montana vs. Fresno State, 1989

Longest punt: 69, Jeff Roberts, Fresno State vs. Nevada, 1998

Fewest punts: 0, Fresno State vs. San Jose State, 1999

Fewest punting yards (Min. 3): 18, Fresno State vs. Hawaii, 2004

Lowest average yards per punt (Min. 3): 28.0 (3-84), Pacific vs. Fresno State, 1985

PUNT RETURNS

Most punt returns

Individual: 8, Tommy Purvis (Pacific) vs. Fresno State, 1984; Eric Fox (FS) vs. Bowling Green, 1982; Larry Willis (FS) vs. Bowling Green, 1983; Malcolm Seabron (FS) vs. CS Fullerton, 1991; Adam Jennings (FS) vs. UTEP, 2004
Team: 8, 5x, last vs. UTEP, 2004

Most punt return yards

Individual: 189, Clifton Smith (FS) vs. Weber State, 2005

Team: 253, Fresno State vs. Weber State, 2005

Fewest punt returns

Team: 0, many times

Fewest punt return yards

Team: 0, many times

Highest average per return (Min. 3): 63.0 (3 for 189), Clifton Smith (FS) vs. Weber State, 2005

Longest return: 92, Clifton Smith (FS) vs. Weber State, 2005

KICKOFF RETURNS

Individual: 8, La Von Edwards (Utah) vs. Fresno State, 1989

Team: 10, 3x, last by Hawaii vs. Fresno State, 2004

Kickoff return yards:

Individual: 178, David Dunn (FS) vs. BYU, 1994
Team: 188, vs. Utah State, 2001

Highest average per return (Min. 3): 44.7 (3-134), Brock Smith (FS) vs. San Jose State, 1987

Fewest kickoff returns: 0, 4x, last vs. Louisiana Tech, 2003

Team: 0, vs. Cal Poly, 1982; vs. Montana State, 1982; vs. Utah State, 1984; vs. Louisiana Tech, 2003

Fewest kickoff return yards: 0, 5x, last vs. Louisiana Tech, 2003

Longest return: 100, Wade Lockett (CS Fullerton) vs. Fresno State, 1985

SCORING

Most points scored

Individual: 24 (4 TDs), Mark Barsotti (Fresno State) vs. Utah, 1989

Team: 94 (17-49-14-14), Fresno State vs. New Mexico, 1991

Most points scored

First quarter: 28, 2x, last vs. Utah State, 2001

Second quarter: 49, Fresno State vs. New Mexico, 1991

Third quarter: 23, Fresno State vs. Utah State, 2005

Fourth quarter: 21, many times, last vs. Portland State, 2003

First half: 66 (17-49), Fresno State vs. New Mexico, 1991

Second half: 35 (14-21), Fresno State vs. San Jose State, 1981; vs. Air Force, 1996

Fewest points scored

0, several times, last SMU vs. Fresno State, 2004

Largest margin of victory: 77 (94-17), Fresno State vs. New Mexico, 1991

Most touchdowns: 13, Fresno State vs. New Mexico, 1991

Rushing: 9, Fresno State vs. New Mexico, 1991; vs. Hawaii, 2004

Passing: 7, San Jose State vs. Fresno State, 1981

Most field goals attempted

Individual: 5, Barry Belli (FS) vs. Utah State, 1984

Most field goals made

Individual: 5, Barry Belli (FS) vs. Utah State, 1984

Team: 5, FS vs. Utah State, 1984

Points after touchdown attempted

Individual: 13, Derek Mahoney (FS) vs. New Mexico, 1991

Points after touchdown made

Individual: 13, Derek Mahoney (FS) vs. New Mexico, 1991

Most two-point conversions: 2, San Jose State, 1981

Kick scoring

Individual: 19, Barry Belli (FS) vs. Utah State, 1984

Longest field goal

Individual: 54, Barry Belli (FS) vs. Montana State, 1986

Longest rush touchdown

Individual: 94, Josh Levi vs. San Jose State, 1999

Most Home Wins: 8; 1989 (8-0), 1986 (8-0), 1982 (8-0)

Most Home Losses: 4; 1994 (3-4), 1983 (3-4)

Most Points in a Game

Fresno State: 94, vs. New Mexico, 1991

Opponent: 65, San Jose State, 1981

SEASON

Fresno State: 329, 1991

Opponent: 238, 1994

Fewest Points in a Game

Fresno State: 6, vs. Pacific, 1984

Opponent: 0, several times, last Fresno State vs. SMU, 2004

Season

Fresno State: 152, 1981

Opponent: 43, 1988

Consecutive Wins: 20, from Oct. 31, 1987-Sept. 29, 1990

Consecutive Losses: 3, from Oct. 3, 1994-Nov. 19, 1994; Oct. 3, 1981-Oct. 17, 1981

Last Tie: Oct. 13, 1990, vs. Utah State

RUSHING YARDS

Player (Years)	Att	Yards	YL	Net	Avg	TD
1. Ron Rivers (1991-93)	525	3,584	111	3,473	6.6	28
2. Michael Pittman (1993-97)	647	3,186	169	3,017	4.7	29
3. Dean Philpott (1954-57)	467	—	—	2,533	5.4	29
4. Lorenzo Neal (1990-92)	487	2,492	87	2,405	4.9	27
5. Bryson Sumlin (2002-05)	496	2,471	73	2,398	4.8	29
6. Aaron Craver (1989-90)	475	2,438	122	2,316	4.9	26
7. Wendell Mathis (2004-05)	394	2,378	70	2,308	5.9	27
8. Jaime Kimbrough (1995-98)	432	2,352	102	2,250	5.2	17
9. Kelly Skipper (1985-88)	494	2,358	121	2,237	4.5	26
10. Ted Torosian (1978-81)	467	2,127	31	2,096	4.5	14

PASSING YARDS

Player (Years)	PA	PC	Int	Pct	Yds	TD
1. Kevin Sweeney (1983-86)	1,355	740	49	.546	10,808	69
2. Paul Pinegar (2002-05)	1,405	848	49	.604	10,136	84
3. Mark Barsotti (1988-91)	1,031	559	39	.542	8,093	50
4. David Carr (1997-01)	934	587	23	.628	7,849	70
5. Trent Dilfer (1991-93)	865	511	22	.591	7,631	53
6. Billy Volek (1996-99)	962	578	12	.601	6,532	57
7. Jeff Tedford (1981-82)	598	316	33	.528	4,872	35
8. Richie Donati (1993-96)	584	328	22	.562	4,467	23
9. Danny Robinson (1965-67)	679	361	27	.532	4,258	30
10. Jim Arellanes (1995-96)	453	275	20	.607	4,026	26

TOTAL OFFENSE

Player (Years)	Plays	Rush	Pass	Net
1. Kevin Sweeney (1983-86)	1,727	-387	10,808	10,421
2. Paul Pinegar (2002-05)	1,176	-23	10,136	10,113
3. Mark Barsotti (1988-91)	1,299	756	8,093	8,849
4. David Carr (1997-01)	1,120	98	7,849	7,947
5. Trent Dilfer (1991-93)	1,016	154	7,631	7,785
6. Billy Volek (1996-99)	1,137	6,532	-178	6,354
7. Jeff Tedford (1981-82)	720	-58	4,872	4,814
8. Danny Robinson (1965-67)	979	329	4,258	4,587
9. Richie Donati (1993-96)	654	101	4,467	4,568
10. Beau Carter (1961-63)	633	736	3,156	3,892

RECEPTIONS

Player (Years)	No.	Yds.	Avg	TD
1. Rodney Wright (1998-01)	222	3,274	14.7	23
2. Bernard Berrian (1999-03)	199	2,849	14.3	25
3. Brian Roberson (1993-96)	188	2,956	15.7	15
4. Charlie Jones (1992-95)	187	3,344	17.9	25
5. Charles Smith (1998-01)	171	2,368	13.8	19
6. Larry Willis (1983-84)	142	2,260	15.9	14
7. Marque Davis (1999-03)	139	1,876	13.5	14
8. Henry Ellard (1979-82)	138	2,947	21.4	25
9. Jermaine Jamison (2001-05)	124	1,608	12.9	11
10. Jaime Kimbrough (1995-98)	116	1,092	9.4	6

RECEIVING YARDS

Player (Years)	No.	Yds.	Avg	TD
1. Charlie Jones (1992-95)	187	3,344	17.9	25
2. Rodney Wright (1998-01)	222	3,274	14.7	23
3. Brian Roberson (1993-96)	188	2,956	15.7	15
4. Henry Ellard (1979-82)	138	2,947	21.4	25
5. Bernard Berrian (1999-03)	199	2,849	14.3	25
6. Charles Smith (1998-01)	171	2,368	13.8	19
7. Larry Willis (1983-84)	142	2,260	15.9	14
8. Marque Davis (1999-03)	139	1,876	13.5	14
9. Malcolm Seabron (1990-93)	90	1,874	20.8	18
10. Jermaine Jamison (2001-05)	124	1,608	12.9	11

SCORING

Player (Years)	TD	PAT	2-Pt	FG	Pts
1. Derek Mahoney (1990-93)	0	223	0	47	364
2. Barry Belli (1984-87)	0	123	0	70	333
3. Asen Asparuhov (2000-02)	0	135	0	55	300
4. Anthony Daigle (1991-93)	44	0	1	0	266
5. Dean Philpott (1954-57)	35	20	0	0	230
6. Jeff Hanna (1997-99)	0	104	0	36	212
7. Dale Messer (1958-60)	31	6	2	0	196
8. Steve Loop (1988-89)	0	101	0	31	194
9. Michael Pittman (1993-97)	32	0	0	0	192
10. Bernard Berrian (1999-03)	30	0	3	0	186
Bryson Sumlin (2002-05)	31	0	0	0	186

RUSHING TOUCHDOWNS

Player (Years)	No.
1. Anthony Daigle (1991-93)	35
2. Dean Philpott (1954-57)	29
Michael Pittman (1993-97)	29
Bryson Sumlin (2002-05)	29
3. Ron Rivers (1991-93)	28
4. Lorenzo Neal (1990-92)	27
Wendell Mathis (2004-05)	27
5. Aaron Craver (1989-90)	26
Kelly Skipper (1985-88)	26
10. Dale Messer (1958-60)	25

PASSING TOUCHDOWNS

Player (Years)	No.
1. Paul Pinegar (2002-05)	84
2. David Carr (1997-01)	70
3. Kevin Sweeney (1983-86)	69
4. Billy Volek (1996-99)	57
5. Trent Dilfer (1991-93)	53
6. Mark Barsotti (1988-91)	50
7. Jeff Tedford (1981-82)	35
8. Danny Robinson (1965-67)	30
9. Jim Arellanes (1995-96)	26
10. Neftali Cortez (1974-75)	24
Beau Carter (1961-63)	24

RECEIVING TOUCHDOWNS


Player (Years)	No.
1. Henry Ellard (1979-82)	25
Charlie Jones (1992-95)	25
Bernard Berrian (1999-03)	25
4. Rodney Wright (1998-01)	23
5. Charles Smith (1998-01)	19
6. Malcolm Seabron (1990-93)	18
7. John Sexton (1968-70)	15
Brian Roberson (1993-96)	15
9. Larry Willis (1983-84)	14
Marque Davis (1999-03)	14
10. Jan Barrett (1960-62)	12
Adam Jennings (2002-05)	12
Joe Fernandez (2003-)	12

QUARTERBACK SACKS


Player (Years)	No.
1. Ron Cox, ROV (1987-89)	50.0
2. Jethro Franklin, DE (1986-87)	31.5
3. Nick Burley, DE (1999-02)	25.0
Garrett McIntyre, DE (2002-05)	25.0
5. Alan Harper, DT (1998-01)	21.0
6. Zack Rix, NG (1989-92)	19.5
7. Nick Ruggeroli, DE (1987-90)	18.5
8. Garrett McIntyre, DE (2002-)	18.0
Greg Ramsey, DE (1983-86)	18.0
10. Brian Morris (1999-04)	17.0
Gene Smith, LB (1992-95)	17.0
Bryce McGill, FS (2000-03)	17.0

TACKLES

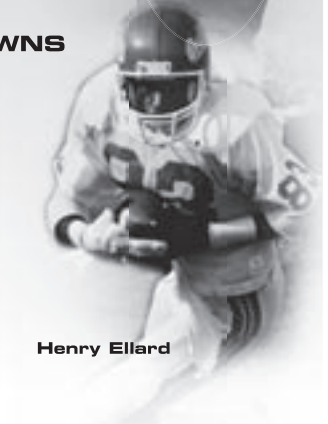
Player (Years)	Tackles
1. Omar Stoutmire (1993-96)	458
2. Tim Skipper (1997-00)	418
3. Bryce McGill (2000-03)	326
4. A.J. Gass (1993-97)	325
5. Zack Rix (1989-92)	295
6. Marquez Pope (1988-91)	290
7. Vernon Fox (1998-01)	289
8. Brad Bell (1990-93)	272
9. Ron Papazian (1993-94)	264
Cory Hall (1995-98)	264



Anthony Daigle



Paul Pinegar



Henry Ellard



Ron Cox

KICKOFF RETURN AVERAGE (Minimum 10 & 2 Seasons)

Player (Years)	No.	Yds	Avg	TD
1. David Dunn (1993-94)	61	1,639	26.9	0
2. Brock Smith (1986-87)	37	931	25.2	1
3. Adam Jennings (2002-05)	70	1,731	24.7	0
3. Jaime Kimbrough (1995-98)	15	426	24.6	1
3. Kelvin Means (1989-91)	68	1,670	24.6	0
6. Morell Ollis (1995-96)	16	378	23.6	0
7. Bernard Berrian (1999-03)	68	1,571	23.1	1
8. Kelly Skipper (1985-88)	23	525	22.8	0
9. Gary Boreham (1969-70)	44	978	22.2	0
10. Mike White (1968-69)	33	730	22.1	0
Steve Woods (1977-80)	52	1,149	22.1	1

PUNT RETURN AVERAGE (Minimum 10 & 2 Seasons)

Player (Years)	No.	Yds	Avg	TD
1. Brian Roberson (1993-96)	43	676	15.7	2
2. Dwight Pickens (1988-89)	32	472	14.8	1
3. Phil Borjas (1971-72)	42	557	13.3	4
5. Payton Williams (1996-99)	39	500	12.8	1
6. Stephen Baker (1985-86)	61	684	11.2	3
7. Charles Smith (1998-01)	34	393	11.6	0
Bernard Berrian (1999-03)	99	1,144	11.6	3
9. Eric Fox (1981-82)	21	213	10.1	0
10. Herman Hamp (1961-63)	36	348	9.7	0

PUNTING AVERAGE (Minimum 50 & 2 Seasons)

Player (Years)	No.	Yds	Avg
1. Mike Mancini (1983-85)	177	7,525	42.5
2. Jeff Roberts (1995-99)	214	9,078	42.4
3. Jason Simpson (2000-02)	207	8,421	40.7
4. Craig Holworthy (1972-73)	149	6,033	40.5
5. Rusty Karraker (1980-82)	180	7,223	40.1
6. Barry Belli (1984-87)	112	4,463	39.9
7. Lance Oberparleiter (1988-89)	100	3,925	39.3
8. Derek Mahoney (1990-93)	65	2,539	39.1
9. Brad Seagle (1988-91)	122	4,728	38.8
John Steinborn (1954-56)	70	2,714	38.8

ALL-PURPOSE YARDS

Player (Years)	Rush	Rec	Ret (K-P-I)	Total
1. Bernard Berrian (1999-03)	105	2,849	1,571-1,144-0	5,826
2. Rodney Wright (1998-01)	241	3,274	863-47-0	4,425
3. Ron Rivers (1991-93)	3,473	558	357-0-0	4,388
4. Henry Ellard (1979-82)	205	2,947	974-26-0	4,152
5. Charlie Jones (1992-95)	240	3,344	80-283-0	3,947
6. Brian Roberson (1993-96)	43	2,956	263-67-0	3,938
7. Jaime Kimbrough (1995-98)	2,250	1,092	575-14-0	3,931
8. Dale Messer (1958-60)	1,912	992	569-297-86	3,856
9. Charles Smith (1998-01)	191	2,367	654-526-0	3,738
10. Michael Pittman (1993-97)	3,017	541	15-0-0	3,573

INTERCEPTIONS (MINIMUM 2 SEASONS)

Player (Years)	No.	Yds	Avg	TD
1. Rod Webster (1984-87)	17	340	20.0	2
2. Jim Sanderson (1959-61)	16	284	17.8	0
Jack Erdman (1968-69)	16	168	10.5	2
Dave Plump (1964-65)	16	120	7.5	1
5. Carl Ray Harris (1969-70)	15	98	6.5	0
Mike Freeman (1967-68)	15	75	5.0	0
7. Matt McKnight (1981-82)	11	107	9.7	0
Marquez Pope (1988-91)	11	143	13.0	0
James Burton (1991-93)	11	151	13.7	2
10. Calvin Lane (1974-75)	9	243	27.0	0
Tony Brown (1988-91)	9	94	10.4	1
Richard Marshall (2003-05)	9	305	33.9	3

KICK LEADERS

Player (Years)	PAT-Att	FG-Att	LG	Pts
1. Derek Mahoney (1990-93)	223-230	47-67	51	364
2. Barry Belli (1984-87)	123-130	70-99	55	333
3. Asen Asparuhov (2000-02)	135-137	55-88	53	300
4. Jeff Hanna (1995-99)	104-112	36-54	51	212
5. Steve Loop (1988-89)	101-104	31-49	51	194
6. Brett Visintainer (2000-04)	45-49	76-84	49	185
7. Vince Petrucci (1976-78)	101-103	25-42	51	176
8. Johan Lyssand (1994-97)	83-86	22-33	46	149
9. Scott Darrow (1981-82)	56-60	23-35	52	125
10. Al Garcia (1974-75)	49-52	16-33	52	97

SEASON LEADERS

RUSHING YARDS

Player	Year	Att	YG	YL	Nyg	Avg	TD
1. Rodney Davis	2002	313	1643	57	1586	5.1	9
2. Ron Rivers	1993	230	1542	65	1477	6.4	14
3. Aaron Craver	1989	247	1390	77	1313	5.3	9
Wendell Mathis	2005	248	1368	55	1313	5.3	15
5. Jaime Kimbrough	1998	213	1229	61	1168	5.5	10
6. Michael Pittman	1996	214	1151	19	1132	5.3	13
7. James Williams	1985	197	1134	23	1111	5.6	14
8. Jerome Oliver	1994	258	1213	107	1106	4.3	8
9. Bryson Sumlin	2004	191	1130	26	1104	5.8	13
10. Larry Willoughby	1952	141	1134	42	1092	7.7	11

PASSING YARDS

Player	Year	PA	PC	Int	Pct	Yds	TD
1. *David Carr	2001	533	344	9	.645	4839	46
2. Trent Dilfer	1993	396	254	5	.641	3799	30
3. Paul Pinegar	2005	416	265	15	.637	3335	30
4. Kevin Sweeney	1984	421	227	13	.539	3259	20
5. Trent Dilfer	1992	360	188	14	.522	3000	21
6. Jeff Tedford	1982	348	184	22	.529	2993	24
7. Paul Pinegar	2002	403	230	10	.571	2929	20
8. Kevin Sweeney	1985	314	186	8	.592	2789	17
9. David Carr	2000	349	216	12	.619	2729	23
10. Billy Volek	1999	383	249	3	.650	2706	30

* Led the NCAA

TOTAL OFFENSE

Player	Year	Plays	Rush	Pass	Net
1. David Carr	2001	627	67	4839	4906
2. Trent Dilfer	1993	436	-113	3799	3686
3. Paul Pinegar	2005	462	59	3335	3394
4. Kevin Sweeney	1984	516	-145	3259	3114
5. Trent Dilfer	1992	440	90	3000	3090
6. Jeff Tedford	1982	415	-68	2993	2925
7. Paul Pinegar	2002	468	-131	2929	2798
8. Kevin Sweeney	1985	400	24	2789	2813
9. David Carr	2000	423	83	2729	2812
10. Mark Barsotti	1990	407	248	2534	2782



Rodney Davis



Asen Asparuhov

RECEPTIONS

Player	Year	No.	Yds	Avg	TD
1. Rodney Wright	2001	104	1630	15.7	12
2. Bernard Berrian	2001	85	1364	16.0	13
3. Larry Willis	1984	79	1251	15.8	8
4. Brian Roberson	1996	78	1248	16.0	5
5. Ron Jenkins	1987	76	985	13.0	3
6. Rodney Wright	1999	74	1062	14.4	7
7. Charlie Jones	1995	71	1171	16.5	9
8. Marque Davis	2002	64	956	14.9	7
9. Larry Willis	1983	63	1009	16.0	6
Bernard Berrian	2003	63	668	10.6	4

RECEIVING YARDS

Player	Year	No.	Yds	Avg	TD
1. Rodney Wright	2001	104	1630	15.7	12
2. Henry Ellard	1982	62	1510	24.4	15
3. Bernard Berrian	2001	85	1364	16.0	13
4. Larry Willis	1984	79	1251	15.8	8
5. Brian Roberson	1996	78	1248	16.0	5
6. Charlie Jones	1995	71	1171	16.5	9
7. Rodney Wright	1999	74	1062	14.4	7
8. Larry Willis	1983	63	1009	16.0	6
9. Jahine Arnold	1995	54	987	18.3	4
10. Ron Jenkins	1987	76	985	13.0	3

SCORING

Player	Year	TD	PAT	2-Pat	FG	Pts
1. Asen Asparuhov	2001	0	60-62	0	23-32	129
2. Asen Asparuhov	2002	0	43-43	0	23-30	112
3. Dale Messer	1960	18	0	0	0	108
Aaron Craver	1990	18	0	0	0	108
5. Barry Belli	1985	0	53-56	0	18-26	107
6. Dean Philpott	1957	14	19	0	0	103
7. Anthony Daigle	1992	17	0	0	0	102
8. Steve Loop	1988	0	47-48	0	18-27	101
9. Derek Mahoney	1991	0	66-67	0	11-15	99
10. Brett Visintainer	2003	0	35-35	0	21-28	98

KICKOFF RETURN AVERAGE (Minimum 1 per Game)

Player	Year	No.	Yds	Avg	TD
1. Jaime Kimbrough	1998	13	393	30.2	1
2. Adam Jennings	2005	20	580	29.0	0
3. David Dunn	1994	35	1013	28.9	0
4. Kelvin Means	1989	18	509	28.3	0
5. Steve Woods	1977	16	447	27.9	1
6. Mike Tsoutsouvas	1975	13	354	27.2	0
7. Brock Smith	1987	19	512	26.9	1
8. Adam Jennings	2004	26	658	25.3	0
9. Jim Long	1964	11	275	25.0	0
10. Kelvin Means	1990	23	559	24.3	0
Bernard Berrian	2003	26	631	24.3	0

PUNT RETURN AVERAGE (Minimum 1 per Game)

Player	Year	No.	Yds	Avg	TD
1. L.C. Taylor	1956	15	333	22.2	0
2. Phil Borjas	1972	18	345	19.2	3
3. Brian Roberson	1995	19	346	18.2	1
4. Dale Messer	1959	13	222	17.1	0
5. Mike Freeman	1967	34	543	16.0	2
6. Dwight Pickens	1989	32	472	14.8	1
7. Bob Garner	1956	15	219	14.6	0
8. Payton Williams	1998	24	343	14.3	1
9. Dave Plump	1965	17	242	14.2	0
10. Brian Roberson	1996	24	330	13.8	1

ALL-PURPOSE YARDS

Player	Year	Rush	Rec	(Kr-Pr-Int)	Total
1. *Bernard Berrian	2001	91	1364	765-556-0	2,776
2. Jaime Kimbrough	1998	1168	391	393-0-0	1,952
3. Bernard Berrian	2003	171	668	631-429-0	1,899
4. Gary Boreham	1970	0	941	677-241-0	1,859
5. Dale Messer	1960	811	655	246-75-28	1,815
6. Rodney Wright	2001	114	1630	0-47-0	1,791
7. Rodney Davis	2002	1586	162	0-0-0	1,748
8. Brian Roberson	1996	-4	1248	125-330-0	1,699
9. David Dunn	1994	0	666	1013-5-0	1,684
10. Ron Rivers	1993	1477	176	7-0-0	1,660

* Indicates Led the NCAA/WAC Record

INTERCEPTIONS

Player	Year	No.	Yds	Avg	TD
1. Carl Ray Harris	1970	14	98	7.0	0
2. Jack Erdman	1970	9	122	13.6	2
Dave Plump	1966	9	120	13.3	1
Mike Freeman	1967	9	69	7.7	0
5. Ron Cross	1984	8	132	16.5	0
Rod Webster	1985	8	141	17.6	1
7. Ervin Hunt	1967	7	163	23.3	1
Tom McCall	1969	7	157	22.4	1
Jack Erdman	1969	7	48	6.9	0
10. Jim Sanderson	1960	6	162	27.0	0
Matt McKnight	1982	6	51	8.5	0
Ervin Hunt	1968	6	46	7.7	0
Dwayne Crump	1971	6	37	6.2	0
Eric Fox	1982	6	32	6.0	0
Mike Freeman	1968	6	6	1.0	0
Efrain Guizar	1997	6	114	19.0	2

KICK LEADERS

Player	Year	PAT-Att	FG-Att	LK	Pts
1. Asen Asparuhov	2001	60-62	23-32	48	129
2. Asen Asparuhov	2002	43-43	23-30	52	112
3. Barry Belli	1985	53-56	18-26	55	107
4. Steve Loop	1988	47-48	18-27	51	101
5. Derek Mahoney	1991	66-67	11-15	44	99
6. Brett Visintainer	2003	35-35	21-28	47	98
7. Derek Mahoney	1993	52-56	15-21	35	97
8. Barry Belli	1986	33-34	21-31	54	96
9. Derek Mahoney	1992	61-63	11-13	44	94
10. Steve Loop	1989	54-56	13-22	42	93

PUNTING

Player	Year	No.	Yds	Avg
1. Jeff Roberts	1996	40	1787	44.7
2. Mike Mancini	1985	45	1976	43.9
3. Jeff Roberts	1997	72	3146	43.7
4. Jason Simpson	2001	66	2870	43.5
5. Mike Mancini	1984	74	3163	42.7
6. Jeff Roberts	1998	62	2605	42.0
7. Mike Mancini	1983	58	2379	41.0
Rusty Karraker	1982	58	2376	41.0
9. Barry Belli	1987	72	2945	40.9
Derek Mahoney	1992	34	1389	40.9

TACKLES

Player	Year	Solo	Asts	Total
1. Omar Stoutmire	1995	111	87	198
2. Ron Papazian	1993	94	64	158
3. A.J. Gass	1996	82	68	150
4. Brad Bell	1993	68	76	144
5. Ron Papazian	1994	79	60	139
6. Chris Peters	1993	80	56	136
7. Zack Rix	1992	69.5	64	133.5
8. A.J. Gass	1997	76	47	123
9. Chris Peters	1992	48.5	71	119.5
10. Tim Skipper	1997	61	56	117



Aaron Craver

RUSHING TOUCHDOWNS

	Player, Year	No.
1.	Aaron Craver, 1990	17
	Anthony Daigle, 1992	17
3.	Reggie Brown, 1994	15
	Wendell Mathis, 2005	15
5.	Dean Philpott, 1957	14
	Dale Messer, 1960	14
	James Williams, 1985	14
	Myron Jones, 1989	14
	Ron Rivers, 1993	14
10.	Michael Pittman, 1996	13
	Bryson Sumlin, 2004	13

PASSING TOUCHDOWNS

	Player, Year	No.
1.	*David Carr, 2001	46
2.	Trent Dilfer, 1993	30
	Billy Volek, 1999	30
	Paul Pinegar, 2005	30
5.	Jeff Tedford, 1982	24
6.	David Carr, 2000	23
	Paul Pinegar, 2004	23
8.	Jackie Fellows, 1942	21
	Trent Dilfer, 1992	21
10.	Kevin Sweeney, 1984	20
	Paul Pinegar, 2002	20

RECEIVING TOUCHDOWNS

	Player, Year	No.
1.	Henry Ellard, 1982	15
2.	Bernard Berrian, 2001	13
3.	Malcolm Seabron, 1983	12
	Rodney Wright, 2001	12
5.	Gary Boreham, 1970	11
6.	Chuck Toy, 1950	9
	John Sexton, 1970	9
	Charlie Jones, 1995	9
9.	Stephone Paige, 1982	8
	Larry Willis, 1984	8
	Marty Thompson, 1991	8
	Joe Fernandez, 2005	8

DEFENSE

TACKLES FOR LOSSES

	Player	Year	TFL-Loss
1.	Alan Harper	2001	21-102
2.	Nick Burley	2002	18-75
3.	Tim Skipper	1998	17-10
	Orlando Huff	2000	17-78
5.	Alan Harper	2000	16-61
	Jason Stewart	2002	16-56
7.	Brian Morris	2003	15.5-77
8.	Alan Harper	1999	15-47
	Payton Williams	1998	15-30
	Earl Oliver	1992	15-31


QUARTERBACK SACKS

	Player	Year	No.
1.	Ron Cox	1989	28.0
2.	Jethro Franklin	1986	19.5
3.	Ron Cox	1988	14.5
4.	Jethro Franklin	1987	12.0
5.	Alan Harper	2001	12.0
6.	Tracy Rogers	1988	11.5
7.	Brian Morris	2003	11.0
8.	Greg Ramsey	1986	10.5
9.	Orlando Huff	2000	10.0
10.	Nick Burley	2002	10.0

Active players indicated in **BOLD**
 Bowl statistics included where applicable



Jeff Tedford



Bernard Berrian



Alan Harper

FOR THE RECORD:

Paul Pinegar became the second quarterback in Fresno State history to throw for more than 10,000 yards.

fresno state bulldogs RECORDS

top 50 single-game

PASSING MARKS

Player	Opponent, Year	Site	A	C	I	Pct.	Yds.	TD
1. Dave Telford	Pacific, 1987	A	47	32	1	.681	536	3
2. David Carr	Michigan State, 2001	N	56	35	2	.625	531	4
3. Trent Dilfer	Colorado, 1993	N	63	37	1	.587	523	2
4. Kevin Sweeney	Montana State, 1984	H	51	32	1	.686	476	2
5. Trent Dilfer	Baylor, 1993	A	38	31	0	.816	473	3
6. Trent Dilfer	BYU, 1993	A	34	21	0	.618	456	4
7. David Carr	Utah State, 2001	H	27	21	0	.778	432	6
8. Paul Pinegar	Oregon, 2005	A	43	33	1	.767	418	3
8. Trent Dilfer	Colorado State, 1993	A	54	31	0	.574	415	3
9. Jim Arellanes	UTEP, 1995	H	31	22	0	.710	412	5
10. Paul Pinegar	Nevada, 2005	A	45	30	1	.667	405	4
11. David Carr	Hawaii, 2001	A	45	28	1	.622	400	4
Dave Telford	Utah State, 1987	A	70	40	3	.571	400	1
13. David Carr	Air Force, 2000	N	33	22	1	.667	391	5
14. David Carr	Colorado State, 2001	A	37	28	0	.757	389	2
15. Jeff Tedford	Montana State, 1982	H	25	16	1	.640	373	3
Jeff Tedford	Bowling Green, 1982	H	50	31	4	.620	373	3
17. Kevin Sweeney	Utah State, 1984	H	30	18	0	.600	372	2
18. Paul Pinegar	Boise State, 2002	A	53	27	2	.509	371	3
19. Paul Pinegar	San Jose State, 2005	H	35	22	0	.629	368	1
David Carr	Nevada, 2001	A	34	23	1	.676	368	4
Kevin Sweeney	New Mexico State, 1984	H	42	25	0	.595	368	4
22. Jeff Tedford	UNLV, 1981	H	30	16	3	.533	365	2
23. Richie Donati	San Diego State, 1995	A	38	21	2	.553	360	2
24. Paul Pinegar	Louisiana Tech, 2005	H	54	33	2	.611	358	3
25. Richie Donati	Colorado State, 1994	H	49	21	0	.429	356	2
Jim Arellanes	San Jose State, 1996	H	29	21	0	.724	356	3
27. Billy Volek	Texas Tech, 1998	A	32	19	0	.593	349	0
28. Jim Arellanes	San Diego State, 1996	A	34	23	3	.676	348	1
29. Sergio Toscano	Long Beach State, 1979	A	45	25	2	.556	346	0
Kevin Sweeney	Pacific, 1985	A	35	28	1	.800	346	1
31. David Carr	Boise State, 2001	H	49	30	1	.612	345	3
32. David Carr	Rice, 2001	H	33	21	0	.636	343	5
33. Jeff Tedford	Southern Illinois, 1981	H	38	19	2	.500	342	1
34. David Carr	Oregon State, 2001	H	34	21	0	.618	340	4
35. Richie Donati	San Diego State, 1994	A	36	23	0	.639	338	1
36. Kevin Sweeney	San Jose State, 1986	A	23	13	0	.565	337	3
Jim Arellanes	BYU, 1995	H	36	26	2	.722	337	2
38. Kevin Sweeney	San Jose State, 1983	H	42	19	3	.452	335	2
39. Mark Barsotti	Utah, 1990	A	30	13	2	.433	334	0
40. Kevin Sweeney	Montana State, 1986	H	25	13	1	.520	332	2
41. Richie Donati	Wyoming, 1994	H	30	13	0	.433	331	2
42. Kevin Sweeney	Bowling Green, 1983	H	31	20	3	.645	329	2
Beau Carter	Abilene Christian, 1963	H	40	24	0	.600	329	2
44. David Carr	San Jose State, 2001	H	36	21	0	.583	328	2
Kevin Sweeney	Oregon State, 1986	H	40	26	1	.650	328	2
Mark Barsotti	Washington State, 1991	A	28	20	0	.714	328	2
47. David Carr	California, 2000	H	41	24	1	.585	325	2
John Behrens	Western Michigan, 1972	H	53	26	1	.490	325	2
Paul Pinegar	Rice, 2002	A	29	18	0	.621	325	3
Paul Pinegar	UTEP, 2003	A	31	22	2	.710	325	2

Active players indicated in BOLD

top 50 single-game

RECEIVING BESTS

Player	Opponent, Year	Site	No.	Yds	Avg	TD
1. Rodney Wright	Michigan State, 2001	N	13	299	23.0	2
2. Larry Willis	Montana State, 1984	H	16	282	17.6	2
3. Stephone Paige	Bowling Green, 1982	H	15	246	16.4	2
4. Charlie Jones	Wyoming, 1994	H	7	235	33.6	2
5. Larry Willis	New Mexico State, 1984	H	13	231	17.8	3
6. Henry Ellard	Nevada, 1982	A	7	230	32.0	2
7. Charlie Jones	UTEP, 1995	H	8	224	28.0	4
8. Henry Ellard	Montana State, 1982	H	7	222	31.7	2
9. Jahine Arnold	San Diego State, 1995	A	9	221	24.6	1
10. Brian Roberson	San Diego State, 1994	A	11	213	19.4	0
11. Brian Roberson	San Jose State, 1996	H	9	204	22.7	2
12. Rodney Wright	Oregon State, 2001	H	7	182	26.0	2
13. Rodney Wright	Boise State, 2001	H	14	179	12.8	1
14. Charlie Jones	BYU, 1994	H	7	177	25.3	1
15. Rodney Wright	California, 2000	H	13	174	13.4	2
16. Charlie Jones	Baylor, 1993	A	7	173	24.7	2
17. Lloyd Madden	Pacific, 1967	A	15	172	11.5	1
18. Bernard Berrian	Tulsa, 2001	A	9	169	18.8	2
19. Bernard Berrian	Air Force, 2000	N	7	162	23.1	2
20. Anthony Williams	Pacific, 1987	A	7	161	21.6	1
21. Bernard Berrian	Utah State, 2001	H	4	158	39.5	3
Ron Jenkins	Pacific, 1987	A	16	158	9.9	0
23. Rodney Wright	UTEP, 1999	H	7	156	22.2	0
24. Henry Ellard	Long Beach State, 1982	H	9	154	17.1	3
Larry Willis	Pacific, 1983	A	10	154	15.4	2
26. Jahine Arnold	Hawaii, 1995	A	8	152	19.0	1
27. Joe Fernandez	Nevada, 2005	A	9	150	16.6	1
28. Paul Williams	Boise State, 2005	H	6	149	24.8	2
Dwight Pickens	Utah State, 1988	H	7	149	21.3	1
David Dunn	Colorado, 1993	N	9	149	16.6	0
31. Enis Gilbeau	UNLV, 1979	H	8	147	18.4	2
32. Brian Roberson	BYU, 1995	H	8	146	18.3	2
33. Rodney Wright	Rice, 2001	H	8	145	18.1	2
Rodney Wright	Hawaii, 2001	A	9	145	16.1	1
35. Brian Roberson	Air Force, 1996	H	7	144	20.6	1
36. Brian Roberson	Utah, 1996	A	10	142	14.2	1
37. Rodney Wright	San Jose State, 1999	H	7	139	19.8	1
38. Paul Williams	San Jose State, 2005	H	6	137	22.8	1
39. Brian Roberson	San Diego State, 1996	A	9	136	15.1	1
Henry Ellard	Pacific, 1981	A	7	136	19.4	0
Larry Willis	Utah State, 1983	A	8	136	17.0	0
42. Brian Roberson	UTEP, 1994	A	7	134	19.1	1
43. Marque Davis	Rice, 2002	A	6	133	22.2	1
Marque Davis	Louisiana Tech, 2002	A	7	133	19.0	1
Deandre Gilbert	Louisiana Tech, 2002	A	5	133	26.6	1
46. Charlie Jones	Hawaii, 1995	A	10	124	12.4	0
47. Bernard Berrian	Hawaii, 2000	H	8	123	15.4	1
Rodney Wright	SMU, 1999	A	5	123	24.6	1
49. Paul Williams	Oregon, 2005	A	5	122	24.4	1
Charles Smith	Nevada, 1998	H	5	122	24.4	0
Bernard Berrian	Boise State, 2003	H	13	122	10.9	0

Active players indicated in BOLD.

Dave Telford

Stephone Paige

Charlie Jones

top 50 single-game
RUSHING MARKS

Player	Opponent, Year	Site	TC	YG	YL	Net	Avg.	TD
1. Larry Willoughby	Nevada, 1952	A	9	252	0	252	28.0	0
2. Wendell Mathis	Hawaii, 2005	A	19	229	0	229	12.1	3
3. Jim Long	Cal Poly, 1964	H	29	222	0	222	7.6	3
4. Rodney Davis	Louisiana Tech, 2002	A	37	224	3	221	6.0	2
5. Jerome Oliver	Oregon State, 1994	H	37	226	6	220	5.9	1
Bryson Sumlin	Hawaii, 2004	H	18	222	2	220	12.2	3
7. Ron Rivers	San Diego State, 1993	H	29	221	3	218	7.5	2
8. Jaime Kimbrough	San Jose State, 1998	H	31	213	1	212	6.8	1
Aaron Craver	UNLV, 1989	H	28	220	8	212	7.6	1
Michael Pittman	Boise State, 1996	H	21	214	2	212	10.1	1
11. Michael Pittman	Baylor, 1997	H	28	211	3	208	7.4	2
12. Ron Rivers	New Mexico, 1993	A	32	211	6	205	6.4	1
13. Paris Gaines	Louisiana Tech, 2001	H	27	204	1	203	7.5	2
14. Rodney Davis	SMU, 2002	H	21	203	2	201	9.6	1
15. Dean Jones	Montana State, 1977	A	21	199	0	199	9.5	2
16. Larry Willoughby	San Francisco State, 1952	H	23	198	0	198	8.6	1
17. Lorenzo Neal	Pacific, 1992	A	21	200	4	196	9.3	1
18. Larry Miller	New Mexico State, 1972	A	34	195	0	195	5.7	2
19. Wendell Mathis	Louisiana Tech, 2004	A	28	194	3	191	6.8	1
20. Don Driscoll	San Francisco State, 1954	H	11	190	2	188	17.1	3
21. Dale Messer	San Diego State, 1958	H	22	186	0	186	8.4	0
22. Jaime Kimbrough	UTEP, 1998	H	15	184	0	184	12.2	1
23. Michael Pittman	Louisiana Monroe, 1995	H	25	184	3	181	7.2	1
24. Dwayne Wright	Louisiana Tech, 2003	H	25	179	2	177	7.1	1
25. Wendell Mathis	Hawaii, 2004	H	23	177	1	176	7.7	3
Derrick Ward	Nevada, 1999	A	14	177	1	176	12.6	2
James Williams	Long Beach State, 1985	A	30	176	0	176	5.9	3
28. Aaron Craver	New Mexico, 1990	H	31	177	2	175	5.7	2
29. Ron Rivers	San Diego State, 1992	A	16	175	2	173	10.8	2
30. James Williams	Long Beach State, 1986	H	21	171	0	171	8.1	1
Ron Rivers	UTEP, 1993	H	21	172	1	171	8.1	1
32. Dean Philpott	Hawaii, 1956	H	19	170	0	170	8.9	0
33. Ken Lovely	Montana State, 1979	A	23	175	6	169	7.6	0
Kenny Gleason	Chico State, 1937	H	—	169	—	169	—	—
35. Don Driscoll	Cal State L.A., 1954	H	13	171	3	168	12.9	5
36. Jaime Kimbrough	Nevada, 1998	H	26	169	5	164	6.3	1
37. Bob Garner	BYU, 1956	A	12	167	4	163	13.5	0
38. Jaime Kimbrough	New Mexico, 1998	A	20	164	3	161	8.1	3
39. Larry Willoughby	San Diego State, 1952	A	10	160	0	160	16.0	2
Jim Long	Pacific, 1964	H	7	160	0	160	22.8	3
Jerome Oliver	Wyoming, 1994	H	32	165	5	160	5.0	1
Bryson Sumlin	UTEP, 2004	H	26	164	4	160	6.2	1
43. Myron Jones	UNLV, 1989	H	22	165	6	159	7.2	2
44. Michael Pittman	Colorado State, 1996	H	26	160	3	157	5.8	3
45. James Williams	UNLV, 1985	H	25	157	1	156	6.2	2
Derrick Ward	Colorado State, 1999	H	15	156	0	156	10.4	2
47. Dale Messer	Long Beach State, 1958	H	16	155	0	155	9.7	2
Steve Franklin	San Jose State, 1977	H	16	155	0	155	9.7	1
Walt Jensen	Montana State, 1968	H	22	155	0	155	7.0	2
Ted Torosian	Idaho, 1978	A	27	155	0	155	5.7	2
Jerome Oliver	New Mexico, 1994	H	24	167	12	155	6.2	0

LONGEST RUSHES


Player	Opponent, Year	Site	Yards
Josh Levi	San Jose State, 1999	H	94
Billy Yancy	McNeese State, 1978	A	92
Walt Byrd	Cal Tech, 1934	H	90
Larry Willoughby	Nevada, 1952	A	90
Dale Messer	Hawaii, 1960	H	90
Bryson Sumlin	Hawaii, 2004	H	89
Derrick Ward	Nevada, 1999	A	86
Jaime Kimbrough	New Mexico, 1998	A	80
Ron Rivers	San Diego State, 1992	A	80
Wendell Mathis	Hawaii, 2005	A	78
Ron Rivers	New Mexico, 1991	A	78
Jack Kelly	Fort Ord, 1942	H	77
Duke Snider	UC Santa Barbara, 1954	A	77
Derrick Ward	Colorado State, 1999	H	75
Ken Lovely	Montana State, 1979	A	74
Bernard Berrian	Nevada, 2001	A	73
Dean Jones	Cal State Fullerton, 1976	H	73
Anthony Daigle	UNLV, 1991	H	73
Jim Long	South Dakota State, 1964	H	72
Walt Jensen	Cal State Northridge, 1968	H	72
Steve Woods	Cal State Fullerton, 1978	H	72
Steve Woods	Montana State, 1981	A	72
Jim Long	Pacific, 1964	H	70
Kelly Skipper	Cal State Fullerton, 1988	A	70

top 25 single-game
TOTAL OFFENSE BESTS


Player	Opponent, Year	Plays	Rush	Pass	Tot	TD	Avg
1. Dave Telford	Pacific, 1987	56	12	536	548	3	9.8
2. David Carr	Michigan State, 2001	61	-29	531	502	4	8.2
3. Kevin Sweeney	Montana State, 1984	62	8	476	484	2	7.8
4. Trent Dilfer	Colorado, 1993	67	-49	523	474	2	7.1
5. Trent Dilfer	Baylor, 1993	42	-10	473	463	3	11.0
6. Paul Pinegar	Oregon, 2005	50	40	418	458	3	9.2
6. David Carr	Utah State, 2001	29	-1	432	431	6	14.9
7. Trent Dilfer	Brigham Young, 1993	40	-31	456	425	4	10.6
8. David Carr	Colorado State, 2001	45	35	389	424	2	9.4
9. Jim Arellanes	UTEP, 1995	32	-9	412	403	5	12.6
10. David Carr	Hawaii, 2001	52	-1	400	399	4	7.7
11. David Carr	Air Force, 2000	41	3	91	394	5	9.6
12. David Carr	San Jose State, 2001	51	61	328	389	4	7.6
13. Paul Pinegar	Nevada, 2005	47	-18	405	387	4	8.2
14. Kevin Sweeney	Pacific, 1985	44	39	346	385	3	8.8
15. Dave Telford	Utah State, 1987	79	-22	400	378	1	4.8
16. David Carr	Nevada, 2001	41	9	368	377	4	9.2
17. Kevin Sweeney	New Mexico State, 1984	45	5	368	373	5	8.3
18. Paul Pinegar	Boise State, 2002	59	-2	371	369	3	6.3
19. Mark Barsotti	Washington State, 1991	43	38	328	366	2	8.5
Jeff Tedford	UNLV, 1981	22	1	365	366	2	16.6
21. Paul Pinegar	San Jose State, 2005	42	-5	368	363	2	8.6
22. Paul Pinegar	Louisiana Tech, 2005	55	4	358	362	3	6.6
23. Kevin Sweeney	San Jose State, 1986	39	17	337	354	3	9.1
24. David Carr	Boise State, 2001	58	7	345	352	3	6.1
25. Richie Donati	San Diego State, 1995	42	-9	360	351	2	8.4



Ron Rivers



Kevin Sweeney



Wendell Mathis

YEARLY LEADERS

Year	Scoring	Rushing	Passing	Receiving
2005	Mathis-96	Mathis-1313	Pinegar-3335	Fernandez-46-561
2004	Visintainer-85	Sumlin-1104	Pinegar-2099	Fernandez-38-546
2003	Visintainer-98	Wright-1038	Pinegar-1773	Berrian-63-668
2002	Asparuhov-112	R.Davis-1586	Pinegar-2929	M.Davis-64-956
2001	Asparuhov-129	Gaines-1044	Carr-4839	Wright-104-1630
2000	Asparuhov-63	Levi-397	Carr-2729	Berrian-43-705
1999	Hanna-79	Ward-975	Volek-2706	Wright-74-1062
1998	Kimbrough-68	Kimbrough-1168	Volek -1973	Smith-42-621
1997	Hanna-68	Pittman-1057	Volek-1853	Kimbrough-36-368
1996	Pittman-78	Pittman-1132	Arellanes-2487	Roberson-78-1248
1995	Brown-72	Brown-719	Donati-1890	Jones-71-1171
1994	Brown-96	Oliver-1106	Donati-2254	Jones-54-971
1993	Mahoney-97	Rivers-1477	Dilfer-3799	Jones-47-897
1992	Daigle-102	Rivers-1007	Dilfer-3000	Seabron-42-994
1991	Mahoney-99	Rivers-989	Barsotti-1777	Means-34-474
1990	Craver-108	Craver-1003	Barsotti-2534	Means-40-492
1989	Loop-93	Craver-1313	Barsotti-1987	Pickens-32-673
1988	Loop-101	M. Jones-746	Barsotti-1795	Alexander-33-703
1987	Belli-72	Skipper-588	Telford- 2589	Jenkins-76-985
1986	Belli-96	Williams-885	Sweeney-2363	Baker-33-785
1985	Belli-100	Williams-1017	Sweeney-2604	Taylor-30-545
1984	Belli-58	Scruggs-343	Sweeney-3259	Willis-79-1251
1983	Costello-80	Williams-391	Sweeney-2359	Willis-63-1009
1982	Ellard-96	Williams-422	Tedford-2993	Ellard-62-1510
1981	Darrow-72	Torosian-659	Tedford-1879	Ellard-39-808
1980	Slattery-48	Torosian-520	Toscano-1476	Ellard-28-493
1979	Lovely-48	Lovely-825	Toscano-1084	Gilbeau-40-628
1978	Petrucci-45	Gooch-531	Yancy-1083	Henderson-30-566
1977	Petrucci-76	Franklin-789	Jones-941	Jackson-25-507
1976	Petrucci-55	Jones-646	Jones-696	Spencer-27-333
1975	Johnson-62	Johnson-774	Cortez-1674	Young-30-437
1974	Garcia-64	Johnson-565	Cortez-1916	Cotton-24-543
1973	Voth-30	Bass-367	Kraft-695	Harris-23-356
1972	Battle-33	Miller-660	Behrens-1857	Harris-30-407
1971	Phillips-36	Phillips-719	Behrens-880	Austin-35-463
1970	Boreham-74	Woodson-822	Francis-1783	Sexton-53-753
1969	White-48	Jensen-312	Hudson-1462	White-36-558
1968	Flores-36	Flores-324	Hudson-1047	White-33-461
1967	Madden-60	Figueroa-428	Robinson-2278	Madden-53-563
1966	Nolte-32	Long-297	Robinson-803	Nolte-35-551
1965	Robinson-30	Wilsey-215	Robinson-1177	Stewart-37-435
1964	Long-78	Long-715	Melton-886	Keith-446
1963	Keith-46	Hamp-282	Carter-1595	Faris-35-528
1962	Long-70	Long-313	Anabo-1184	Barrett-20-482
1961	Carter-55	Kendrick-484	Carter-805	Houser-26-316
1960	Messer-108	Messer-811	Papac-936	Messer-30-655
1959	Messer-56	Messer-485	Papac-712	Messer-17-297
1958	Messer-32	Messer-617	Kuhn-468	Paco-11-187
1957	Philpott-103	Philpott-767	Pratt-557	Moody-13-286
1956	Philpott-60	Philpott-807	Kuhn-278	Rogers-19-254
1955	N/A	N/A	N/A	N/A
1954	Driscoll-60	Philpott-527	Bistrick-328	Galloway-11-168
1953	N/A	N/A	N/A	N/A
1952	Willoughby-66	Willoughby-1092	Bistrick-790	Raine-16-372
1951	Willoughby-48	Dokoozlian-464	Sommers-556	Binger-14-315
1950	Toy-54	Morse-336	Scales-738	Wagner-4-68
1949	N/A	N/A	N/A	N/A
1948	N/A	N/A	N/A	N/A
1947	N/A	Palmo-197	Montgomery-853	Hoffman-426



Gene Taylor

Charlie Jones

David Carr

all-time records

COACHING RECORDS

Year	Coach	Overall			Conference		
		W	L	T	W	L	T
1921	Arthur Jones	3	4	0			
1922	Arthur Jones	7	1	2			
1923	Arthur Jones	7	2	0			
1924	Arthur Jones	7	2	0			
1925	Arthur Jones	2	6	1			
1926	Arthur Jones	5	3	1			
1927	Arthur Jones	3	3	2			
1928	Arthur Jones	2	5	1			
Totals: 8 years		36	26	7			.572
1929	Stanley Borleske	1	7	0			
1930	Stanley Borleske	8	0	0			
1931	Stanley Borleske	4	6	0			
1932	Stanley Borleske	3	4	2			
Totals: 4 years		16	17	2			.486
1933	Leo Harris	5	4	0			
1934	Leo Harris	7	2	1			
1935	Leo Harris	6	3	0			
Totals: 3 years		18	9	1			.661
1936	James Bradshaw	5	3	1			
1937	James Bradshaw	8	1	1			
1938	James Bradshaw	7	3	0			
1939	James Bradshaw	9	1	0			
1940	James Bradshaw	9	2	1			
1941	James Bradshaw	4	3	2			
1942	James Bradshaw	9	1	0			
Totals: 8 years		59	18	5			.750
1943	No Football (World War II)						
1944	Earl Wight	0	6	0			
1945	Alvin Pierson	4	6	2			
Totals: 2 years		7	14	2			.348
1946	James Bradshaw	8	4	0			
(See above)							
1947	Ken Gleason	3	6	2			
1948	Ken Gleason	3	6	1			
Totals: 2 years		6	12	3			.357

1949	Alvin Pierson	3	8	0			
(See above)							
1950	Duke Jacobs	2	6	1			
1951	Duke Jacobs	5	5	0			
Totals: 2 years		7	11	1			.395
1952	Clark Van Galder	8	2	0			
1953	Clark Van Galder	4	4	2			
1954	Clark Van Galder	7	3	0			
1955	Clark Van Galder	9	1	0			
1956	Clark Van Galder	8	2	0			
1957	Clark Van Galder	5	5	0			
1958	Clark Van Galder	5	5	0			
Totals: 7 years		46	22	2			.671
1959	Cecil Coleman	7	3	0	5	0	0
1960	Cecil Coleman	9	1	0	5	0	0
1961	Cecil Coleman	10	0	0	5	0	0
1962	Cecil Coleman	7	3	0	4	1	0
1963	Cecil Coleman	4	6	0			
Totals: 5 years		37	13	0			.740
1964	Phil Krueger	4	6	0	1	3	0
1965	Phil Krueger	6	4	0	1	3	0
Totals: 2 years		10	10	0			.500
1966	Darryl Rogers	7	3	0	3	2	0
1967	Darryl Rogers	3	8	0	3	2	0
1968	Darryl Rogers	7	4	0			
1969	Darryl Rogers	6	4	0	1	3	0
1970	Darryl Rogers	8	4	0	4	2	0
1971	Darryl Rogers	6	5	0	3	2	0
1972	Darryl Rogers	6	4	1	1	3	0
Totals: 7 years		43	32	1			.573
1973	JR Boone	2	9	0	1	3	0
1974	JR Boone	5	7	0	1	3	0
1975	JR Boone	3	8	0	1	4	0
Totals: 3 years		10	24	0			.294
1976	Jim Sweeney	5	6	0	3	1	0
1977	Jim Sweeney	9	2	0	4	0	0
(see below)							

1978	Bob Padilla	3	8	0	1	4	0
1979	Bob Padilla	4	7	0	3	2	0
Totals: 2 years		7	15	0			.318
1980	Jim Sweeney	5	6	0	1	4	0
1981	Jim Sweeney	5	6	0	2	3	0
1982	Jim Sweeney	11	1	0	6	0	0
1983	Jim Sweeney	6	5	0	2	4	0
1984	Jim Sweeney	6	6	0	3	4	0
1985	Jim Sweeney	11	0	1	7	0	0
1986	Jim Sweeney	9	2	0	6	1	0
1987	Jim Sweeney	6	5	0	4	3	0
1988	Jim Sweeney	10	2	0	7	0	0
1989	Jim Sweeney	11	1	0	7	0	0
1990	Jim Sweeney	8	2	1	5	1	1
1991	Jim Sweeney	10	2	0	6	1	0
1992	Jim Sweeney	9	4	0	6	2	0
1993	Jim Sweeney	8	4	0	6	2	0
1994	Jim Sweeney	5	7	1	3	4	1
1995	Jim Sweeney	5	7	0	2	6	0
1996	Jim Sweeney	4	7	0	3	5	0
Totals: 19 years		143	75	3			.654
1997	Pat Hill	6	6	0	5	3	0
1998	Pat Hill	5	6	0	5	3	0
1999	Pat Hill	8	5	0	5	2	0
2000	Pat Hill	7	5	0	6	2	0
2001	Pat Hill	11	3	0	6	2	0
2002	Pat Hill	9	5	0	6	2	0
2003	Pat Hill	9	5	0	6	2	0
2004	Pat Hill	9	3	0	5	3	0
2005	Pat Hill	8	5	0	6	2	0
Totals: 9 years		72	43	0			.626

All-Time:

83 years

517-347-27; .580

25 Titles

all-time
ASSISTANTS

LEO HARRIS (1933-35)

Roy Niswander

JAMES BRADSHAW (1936-42,46)

Hal Beatty Ken Gleason
Stan Borleske Alvin Pierson
R.O. Courtright J.C. Trombetta

EARL WRIGHT (1944)

Jay Flint Hanner

ALVIN PIERSON (1945,49)

Pete Beiden Jay Flint Hanner
Don Bolt Earl Wight
Bob Burgess

KEN GLEASON (1947-48)

Bob Burgess Alvin Pierson
Mal Fiese

DUKE JACOBS (1950-51)

Pete Beiden Ken Gleason
Bob Burgess Chuck Moran
Mal Fiese

CLARK VAN GALDER (1952-58)

Bob Burgess Ken Gleason
Mal Fiese Darrel Stanley

CECIL COLEMAN (1959-63)

Bob Burgess Bob Van Galder
Ken Gleason

PHIL KRUEGER (1964-65)

Jack Bohan John Reardon
Bob Burgess Bob Van Galder
Ken Gleason Dick Van Galder

DARRYL ROGERS (1966-72)

Bob Burgess Bob Padilla
Jim Colbert Bob Van Galder
Dick Murray

JR BOONE (1973-75)

Bill Baird John Godden
Bob Burgess Dick Roach
Pat Callahan Dan Stockton

BOB PADILLA (1978-79)

Ken Blue Mike Hill
Dennis Erickson Mike Martz
John Godden Bill Stewart
Charlie Hawthorne Del Wight

JIM SWEENEY (1976-77, 80-96)

Jon Anabo John Husby
Ron Anton Cliff Hysell
Ken Blue Walt Klinker
Leon Burtnett Ron Meeks
John Difede John Miklesh
Bill Dole Steve Mooshagian
Dennis Erickson Rich Olson
Jethro Franklin Bob Owens
Greg Gibson Rod Perry
John Godden Mike Rasmussen
Ken Greene Willy Robinson
Charlie Hawthorne Robin Ross
Mike Hill Kelly Skipper
Pat Hill Rick Stannard

Bill Stewart
Jeff Tedford
Bobby Turner
Mike Wauflle
Del Wight
Brian Williams

PAT HILL (1997-PRESENT)

John Baxter
Dan Brown
Frank Cignetti
Kevin Coyle
Jethro Franklin
Ken Greene
Kerry Locklin
Andy Ludwig
Tom Mason
Ruffin McNeill
Trent Miles
John Settle
Tim Simons
Kelly Skipper
Kevin Steele
Randy Stewart
Jeff Tedford
Dennis Wagner
Mark Weber
J.D. Williams



YEAR-BY-YEAR RESULTS

ARTHUR W. JONES (1921-28) 36-26-7

Titles:
1922 - California Coast
1923 - California Coast

1921 • RECORD: 3-4-0

LaVerne	W	46-0	H	3,601
Cal Tech	W	12-0	A	
Pacific	L	0-35	A	
Cal Tech	W	12-0	H	
Chico State	L	0-3	H	
Modesto JC	W	28-0	A	
San Jose State	L	2-14	H	
Fresno High	L	7-62	H	

1922 • RECORD: 7-1-2

Tulare High	W	12-0	A	
Lemoore High	W	25-9	A	
Modesto JC	T	0-0	H	
Loyola	W	+2-0	A	
Reedley High	W	21-0	H	
Stanford Frosh	L	3-7	H	
Cal Poly	W	20-0	H	
UC Davis	T	0-0	A	
Bakersfield JC	W	31-6	A	
Pacific	W	12-7	H	

1923 • RECORD: 7-2-0

Reedley	W	39-0	H	
Caruthers Legion	W	39-0	A	
Sacramento JC	W	53-18	H	
UC Davis	W	26-14	A	
Modesto JC	W	7-6	A	
Nevada	L	3-46	A	
Redlands	W	10-6	H	
Bakersfield JC	W	32-6	H	
San Diego	L	2-12	A	

1924 • RECORD: 7-2-0

Nevada	L	0-16	A	
Cal Christian	W	31-0	H	
Bakersfield JC	W	9-0	H	
Modesto JC	W	41-6	H	
Mare Island Navy	W	10-0	H	
Cal Poly	W	22-6	A	
Pacific	W	12-0	A	
San Diego State	W	7-0	H	
Chico State	L	0-16	A	

1925 • RECORD: 2-6-1

Modesto JC	T	6-6	A	
Occidental	L	10-33	H	
Santa Clara	L	0-6	H	
San Jose State	W	23-7	H	
UC Davis	L	0-6	H	
Nevada	L	6-60	A	
Barbarians	W	63-6	H	
Pacific	L	0-7	H	
Saint Mary's	L	15-61	A	

1926 • RECORD: 5-3-1

Stanford	L	7-44	A	
UC Santa Barbara	W	26-0	H	
Nevada	L	6-28	H	
LaVerne	W	22-7	H	
San Diego State	W	28-7	A	
San Jose State	W	34-0	H	
UC Davis	W	23-7	H	
Saint Mary's	L	0-16	H	
Pacific	T	0-0	A	

1927 • RECORD: 3-3-2

Stanford	L	0-33	A	
UCLA	L	0-7	A	
Nevada	W	10-7	H	
St. Ignatius	T	6-6	H	
San Jose State	W	10-7	H	

UC Davis	L	7-13	H	
Santa Clara	T	6-6	H	
Pacific	W	6-0	H	

1928 • RECORD: 2-5-1

Cal Poly	W	37-0	H	
UC Santa Barbara	W	7-0	H	
St. Ignatius	L	0-19	H	
Stanford	L	0-47	H	
Pacific	L	0-13	A	
Nevada	T	12-12	A	
Santa Clara	L	0-33	H	
UC Davis	L	0-13	H	

STANLEY E. BORLESKE

(1929-32)
16-17-2

Titles:
1930 - Far Western

1929 • RECORD: 1-7-0

Loyola	L	0-20	H	
UCLA	L	6-56	A	
Olympic Club	L	0-60	H	
Chico State	L	0-12	A	
Nevada	L	0-48	A	
UC Davis	L	0-22	A	
San Jose State	L	14-26	H	
Pacific	W	20-6	H	

1930 • RECORD: 8-0-0

Cal Christian	W	19-7	A	3,500
Redlands	W	31-26	H	4,500
Loyola	W	12-7	A	
Chico State	W	13-7	H	
Pacific	W	19-0	A	
UC Davis	W	27-7	H	6,000
San Jose State	W	27-12	A	
Nevada	W	6-0	H	10,000

1931 • RECORD: 4-6-0

Northern Arizona	L	2-26	H	
Whittier	W	13-12	H	3,000
LaVerne	L	6-7	H	
San Jose State	W	32-0	H	
Nevada	L	13-31	A	5,000
UC Davis	W	20-7	A	
Chico State	L	6-18	A	
Pacific	W	6-0	H	
Arizona State	L	0-7	H	
San Diego State	L	0-15	H	2,000

LEO HARRIS

(1933-35)
18-9-1

Titles:
1934 - Far Western
1935 - Far Western

1932 • RECORD: 3-4-2

San Diego Marines	W	12-0	H	4,500
West Coast Army	L	6-7	H	
UC Davis	L	0-3	H	
San Francisco State	W	32-13	H	3,500
San Jose State	T	0-0	A	
Pacific	L	0-35	A	
Northern Arizona	T	0-0	A	
Washburn	L	0-26	A	3,500
LaVerne	W	6-0	H	

1933 • RECORD: 5-4-0

Cal Tech	W	26-6	H	5,000
LaVerne	W	14-7	H	

California JVs	L	0-7	H	
Cal Poly Pomona	W	24-0	H	
UC Davis	W	20-0	A	
Arizona State	L	7-21	A	
Washburn	W	7-0	H	7,500
San Jose State	L	0-18	A	7,000
Pacific	L	0-12	H	8,000

1934 • RECORD: 7-2-1

San Francisco State	W	33-6	H	2,099
USC JVs	W	7-0	H	2,574
California JVs	L	6-12	H	1,416
Northern Arizona	W	26-14	A	
Pacific	W	7-6	A	9,000
Santa Clara	L	0-19	H	7,182
San Jose State	T	7-7	H	7,182
UC Davis	W	40-13	H	5,723
Cal Tech	W	66-0	H	379
Nevada	W	33-0	H	5,754

1935 • RECORD: 6-3-0

LaVerne	W	46-0	H	3,601
California JVs	L	7-13	H	4,935
Santa Clara	L	0-24	H	6,064
Chico State	W	13-0	A	
Cal Tech	W	51-7	H	2,240
Pacific	W	20-7	H	3,833
Nevada	W	27-6	A	3,500
UC Davis	W	32-6	A	
San Francisco	L	3-21	H	7,647

JAMES BRADSHAW

(1936-42,
1946)
59-18-5

Titles:

1937 - Far Western
1941 - CCAA
1942 - CCAA
Bowl Games
1937 - Little All-American (W, 27-26)
1940 - Pineapple (W, 3-0)

1936 • RECORD: 5-3-1

San Francisco	L	0-14	H	6,169
Whittier	W	18-0	H	4,533
Northern Arizona	W	31-6	H	826
California JVs	W	32-6	H	4,952
Chico State	W	38-0	H	2,558
Willamette	T	14-14	H	4,132
Pacific	L	0-17	A	7,000
Nevada	W	13-6	H	6,521
Hardin-Simmons	L	6-28	A	

1937 • RECORD: 8-1-1

USC JVs	T	13-13	H	5,123
Willamette	W	7-0	A	3,200
California JVs	W	20-7	H	6,576
Whittier	W	24-0	A	2,500
UC Davis	W	19-0	A	3,500
Chico State	W	40-7	H	3,082
Nevada	W	46-8	A	3,500
Hardin-Simmons	L	7-14	H	11,371
Pacific	W	20-0	H	10,053
Little All-American Bowl				
Arkansas State	W	27-26	A	5,000

1938 • RECORD: 7-3-0

San Diego Marines	W	34-14	H	6,850
California JVs	W	27-7	H	5,479
Arkansas State	W	34-0	H	7,954
Nevada	W	27-0	A	6,000
UC Davis	W	37-7	H	3,209
Pacific	L	13-18	A	9,000
San Francisco	L	6-14	H	4,936
Hawaii	W	15-13	H	4,866
UC Santa Barbara	W	28-0	H	6,756
UTEP	L	6-26	H	5,000

1939 • RECORD: 9-1-0

UTEP	W	10-7	H	8,597
UC Santa Barbara	W	13-6	A	
Nevada	W	45-0	H	9,533
California JVs	W	28-7	H	5,044
San Francisco	W	21-2	H	8,506
Pacific	W	7-0	H	11,227
Portland	W	27-13	H	9,310
San Jose State	L	7-42	H	11,311
Hawaii	W	38-2	A	22,000
Healani AC	W	21-6	A	

1940 • RECORD: 9-2-1

Whittier	W	13-7	H	7,946
UC Santa Barbara	W	20-6	H	7,596
West Texas State	W	15-6	H	9,625
Pacific	W	3-0	A	10,000
San Diego State	T	0-0	A	4,000
Nevada	W	7-6	H	5,732
UTEP	W	16-6	H	10,024
San Jose State	L	7-14	H	12,276
Colorado State	W	28-0	H	7,256
Arkansas State	L	0-13	A	2,500
Healani AC	W	20-0	A	

Pineapple Bowl

Hawaii	W	3-0	A	22,000
--------	---	-----	---	--------

1941 • RECORD: 4-3-2

West Texas State	L	6-7	A	
Camp Haan	T	7-7	A	
UC Santa Barbara	W	26-0	A	
Nevada	W	6-3	A	4,000
San Diego State	W	26-0	H	6,720
San Francisco	L	27-47	A	12,000
Pacific	W	13-0	A	13,000
San Jose State	T	0-0	A	10,000
Arizona State	L	7-26	A	

1942 • RECORD: 9-1-0

Whittier	W	51-0	H	4,272
Occidental	W	53-6	H	3,925
San Diego State	W	66-0	A	6,500
March Field	W	20-0	H	7,521
Fort Ord	W	80-0	H	5,979
Pacific	W	13-0	A	
Nevada	W	33-0	H	4,271
San Francisco	L	13-33	H	12,519
San Jose State	W	6-0	H	10,142
Loyola	W	27-6	A	

1943

No football due to World War II

EARL WRIGHT

(1944) 0-6-0

1944 • RECORD: 0-6

Minter Field	L	0-20	A	300
Salinas JC	L	6-13	A	
Modesto JC	L	0-28	A	
Minter Field	L	0-13	H	
Tonopah Army				
Air Field	L	6-7	H	1,500
Pacific	L	6-14	H	4,500

fresno state bulldogs

YEAR-BY-YEAR RESULTS

ALVIN "PIX" PIERSON (1945, 1949) 7-14-2



Bowl Games:
1946 - Raisin Bowl (L, 13-12)

1945 • RECORD: 4-6-2

Cal Poly	T	6-6	H	6,398
Pacific	W	13-0	A	
Minter Field	T	0-0	H	6,782
Northern Arizona	W	19-0	A	
Cal Poly	W	24-0	A	
S.B. Marines	L	0-26	A	
San Diego State	L	0-7	H	5,861
Nevada	L	4-7	A	15,000
Saint Mary's	L	6-32	H	13,357
Camp Beale	L	13-21	A	
Pacific	W	16-0	A	

Raisin Bowl
Drake L 12-13 H 10,000

1946 • RECORD: 8-4-0 BRADSHAW RESUMES TENURE

Santa Clara	W	20-7	H	14,694
Hawaiian All-Stars	W	13-6	H	11,613
Oklahoma City	L	7-46	A	
UC Santa Barbara	W	20-13	A	
San Diego State	L	0-7	A	
Loyola	W	28-0	H	6,540
Hawaii	L	2-7	H	11,057
Pacific	W	13-12	H	6,809
San Jose State	L	2-13	A	
Idaho	W	13-12	H	6,827
Molli Bears	W	41-0	A	
Leilehau Alumni	W	18-6	A	

KENNY GLEASON (1947-48) 6-12-3



1947 • RECORD: 3-6-2

Oklahoma City	L	2-27	H	13,758
Molli Bears	W	18-7	H	7,704
Santa Clara	L	19-20	H	10,780
Cal Poly	W	14-6	H	6,085
Honolulu All-Stars	L	7-34	H	7,862
San Diego State	T	7-7	H	4,307
New Mexico	L	3-34	A	7,500
UC Santa Barbara	T	7-7	A	5,000
Pacific	L	22-47	A	
San Jose State	W	21-20	H	8,500
Hawaii	L	13-27	A	

1948 • RECORD: 3-6-1

Portland	T	6-6	H	
Santa Clara	L	7-45	H	12,081
Cal Poly	L	14-26	A	
UC Santa Barbara	W	28-7	H	5,218
Pepperdine	L	13-14	A	
New Mexico	W	20-14	H	4,698
San Diego State	W	7-6	H	
Nevada	L	7-53	H	11,554
San Jose State	L	6-41	A	10,000
Pacific	L	0-55	H	6,487

1949 • RECORD: 3-8-0 PIERSON RESUMES TENURE

Cal Poly	W	20-7	H	9,141
UC Santa Barbara	L	7-14	A	
Santa Clara	L	0-53	H	10,324
Nevada	L	13-34	A	
Loyola	L	13-52	A	
Alameda Air Pac	W	55-30	H	2,583
San Diego State	L	7-18	H	5,150
Pepperdine	W	20-7	H	4,729
Pacific	L	0-45	A	8,500
San Jose State	L	7-43	H	6,381
Hawaii	L	14-41	A	20,000

DUKE JACOBS (1950-51) 7-11-1



1950 • RECORD: 2-6-1

Hawaii	W	34-20	H	9,218
San Diego State	T	20-20	A	6,000
UC Santa Barbara	L	7-13	H	10,005
Cal Poly	W	31-7	A	5,000
San Jose State	L	7-33	A	8,500
Pacific	L	7-52	H	10,661
Loyola	L	0-28	H	6,471
Pepperdine	L	13-27	A	500
North Texas State	L	12-31	H	4,937

1951 • RECORD: 5-5-0

S 22 UC Davis	W	27-0	A	2,000
S 29 Pepperdine	W	33-14	H	8,945
O 6 San Jose State	L	6-32	H	11,155
O 12 UC Santa Barbara	L	22-23	H	6,152
O 20 Cal Poly	W	42-19	H	6,427
O 27 Occidental	W	27-6	H	6,393
N 3 San Diego State	L	7-13	H	8,121
N 10 Whittier	W	28-0	A	3,500
N 17 North Texas State	L	0-62	A	5,000
N 24 San Francisco State	L	7-20	H	5,433
				63,126

CLARK VAN GALDER (1952-58) 46-22-2



Conference Titles:

1954 - CCAA
1956 - CCAA

1952 • RECORD: 8-2-0

S 20 UC Davis	W	41-7	H	7,524
O 4 Pepperdine	W	60-7	H	8,198
O 10 San Jose State	L	6-40	A	
O 18 Utah State	W	27-21	H	9,266
O 24 Occidental	W	20-9	A	
N 1 San Diego State	W	49-33	A	
N 8 Nevada	W	59-32	A	
N 15 Pacific	L	0-50	H	7,155
N 22 San Francisco State	W	48-20	H	5,119
N 29 Whittier	W	21-14	H	5,949

1953 • RECORD: 4-4-2

S 26 Cal Poly	L	6-27	H	5,298
O 3 San Jose State	L	21-27	H	5,574
O 9 Cal State LA	L	12-14	A	
O 17 Nevada	W	47-7	H	9,600
O 24 UC Santa Barbara	W	20-0	H	7,188
O 31 San Diego State	T	27-27	H	6,212
N 7 Utah State	L	6-36	A	
N 11 San Francisco State	W	41-27	H	6,250
N 14 Pepperdine	W	54-2	H	5,224
N 21 Pacific	T	21-21	A	

1954 • RECORD: 7-3-0

S 25 Hawaii	L	20-25	H	9,871
O 2 Cal State LA	W	49-19	H	5,663
O 9 Utah State	W	23-13	H	7,204
O 16 Nevada	W	52-6	A	2,500
O 23 UC Santa Barbara	W	26-20	A	5,000
O 30 San Diego State	W	20-0	A	12,000
N 7 Cal Poly	W	16-13	H	12,789
N 10 San Diego Marines	L	0-20	H	6,339
N 14 San Jose State	L	0-28	A	10,000
N 26 San Francisco State	W	39-20	H	4,085
				75,451

1955 • RECORD: 9-1-0

S 23 San Francisco State	W	20-12	A	
O 1 Willamette	W	33-7	H	7,307
O 8 San Diego Navy	W	52-0	H	6,035
O 15 Nevada	W	42-9	H	6,454
O 22 San Diego Marines	W	20-0	H	7,194
O 29 Utah State	L	13-39	A	4,000
N 5 San Diego State	W	20-6	H	6,228
N 12 Cal Poly	W	34-6	A	7,500
N 18 San Jose State	W	19-13	H	11,145
N 26 Hawaii	W	20-18	A	18,000

1956 • RECORD: 8-2-0

S 22 BYU	W	26-13	A	8,330
S 29 Willamette	W	27-12	A	
O 5 San Diego Marines	W	2-0	H	7,800
O 13 Pacific	L	14-21	H	13,923
O 20 San Francisco State	W	28-0	H	6,719
O 27 Hawaii	W	39-20	H	8,430
N 3 Idaho	L	12-24	H	10,018
N 10 Cal Poly	W	21-13	H	8,372
N 17 San Diego State	W	50-7	A	11,000
N 22 San Jose State	W	30-14	A	7,000

1957 • RECORD: 5-5-0

S 21 Montana State	L	14-27	H	9,598
S 28 Pacific	L	12-34	A	20,500
O 5 San Diego Marines	L	0-53	H	6,050
O 12 San Francisco State	W	27-7	A	3,000
O 19 Cal Poly	L	7-14	A	7,000
O 26 Idaho	L	6-20	A	5,000
N 3 San Diego State	W	27-0	H	3,761
N 9 BYU	W	27-14	H	7,523
N 16 San Jose State	W	13-6	H	8,570
N 22 Hawaii	W	31-8	A	10,000
				81,002

1958 • RECORD: 5-5-0

S BYU	L	7-29	A	7,155
S San Diego Marines	L	6-20	H	6,621
O UC Santa Barbara	L	22-25	A	7,000
O Cal Poly	W	14-0	H	9,449
O Cal State LA	W	7-6	A	
N San Diego State	W	22-20	H	6,392
N Long Beach State	W	22-6	H	8,000
N San Jose State	L	6-48	A	12,000
N San Francisco State	W	35-0	H	6,351
N Pacific	L	6-52	H	9,768

CECIL COLEMAN (1959-63) 37-13-0



Conference Titles:

1959-CCAA
1960-CCAA
1961-CCAA

Bowl Games:

1961 - Mercy Bowl (W, 36-6)

1959 • RECORD: 7-3-0

S 26 BYU	W	27-16	H	8,234
O 3 UC Santa Barbara	W	28-12	H	7,929
O 10 San Diego Marines	L	6-13	H	7,553
O 17 San Jose State	L	14-40	H	10,907
O 24 Cal Poly	W	28-13	A	8,000
O 31 San Diego State	W	38-13	H	5,950
N 7 Pacific	L	13-18	A	12,500
N 14 Long Beach State	W	29-8	A	3,500
N 21 Cal State LA	W	21-0	H	6,223
N 27 Hawaii	W	22-13	A	10,000
				80,796

1960 • RECORD: 9-1-0

S 24 Hawaii	W	17-7	H	9,601
S 30 UC Santa Barbara	W	33-15	A	
O 8 Abilene Christian	W	20-19	H	8,479
O 15 Cal Poly	W	33-0	H	11,320
O 22 Cal State LA	W	35-13	A	
O 29 San Diego State	W	60-0	H	6,500
N 5 Long Beach State	W	21-3	H	5,194
N 11 San Jose State	W	27-12	A	9,000
N 19 Montana State	L	20-22	H	12,440
N 26 Pacific	W	32-7	H	10,011

1961 • RECORD: 10-0-0

S 23 Montana State	W	16-13	A	7,000
S 30 UC Santa Barbara	W	22-14	H	9,066
O 7 Pacific	W	20-19	A	10,000
O 14 Cal Poly	W	42-13	A	6,000
O 21 Cal State LA	W	35-6	A	11,151
O 28 San Diego State	W	27-6	H	6,595
N 3 Long Beach State	W	37-14	A	5,000
N 11 Abilene Christian	W	21-7	H	9,960
N 18 San Jose State	W	36-27	H	14,141

Mercy Bowl

N 23 Bowling Green	W	36-6	A	33,146
				112,039



YEAR-BY-YEAR RESULTS

1962 • RECORD: 7-3-0

S 22	Whitworth	W	48-7	H	11,339
S 28	UC Santa Barbara	W	37-0	A	6,000
O 6	Ablene Christian	L	14-26	A	8,500
O 13	Cal Poly	W	51-6	H	11,301
O 20	Cal State LA	W	34-0	A	14,630
O 27	San Diego State	L	26-29	A	13,000
N 3	Long Beach State	W	50-0	H	8,092
N 10	San Jose State	W	20-14	A	16,000
N 17	Pacific	W	18-13	H	10,973
N 24	Montana State	L	20-21	H	10,425
					110,260

1963 • RECORD: 4-6-0

S 21	Idaho	L	8-32	A	8,200
S 28	Montana State	L	7-29	A	6,500
O 5	Adams State	W	25-7	H	8,449
O 12	Pacific	W	29-7	A	14,000
O 19	Cal Poly	W	28-0	A	5,000
O 26	Cal State LA	W	35-20	H	11,353
N 2	Long Beach State	L	14-25	A	3,762
N 9	San Diego State	L	6-34	H	10,871
N 16	San Jose State	L	27-56	H	8,684
N 23	Ablene Christian	L	29-32	H	5,562
					82,381

PHIL KRUEGER (1964-65) 10-10-0



1964 • RECORD: 4-6-0

S 19	South Dakota State	W	20-14	H	8,802
S 26	Montana State	L	13-27	A	6,000
O 3	Hawaii	W	28-0	H	8,891
O 10	Idaho State	L	12-20	A	6,400
O 17	Cal Poly	W	23-13	H	9,525
O 24	Cal State LA	L	12-32	A	8,000
O 31	San Diego State	L	6-44	A	12,000
N 7	Long Beach State	L	20-21	H	5,743
N 14	Pacific	W	54-7	H	5,585
N 21	San Jose State	L	14-26	A	15,214
					86,160

1965 • RECORD: 6-4-0

S 25	Colorado	L	7-10	A	29,000
O 2	Washburn	W	54-0	H	9,388
O 9	Montana State	W	25-14	H	10,862
O 16	Cal Poly	W	20-14	A	7,000
O 23	Cal State LA	L	15-17	H	13,455
O 30	San Diego State	L	7-26	H	9,009
N 6	Long Beach State	L	12-14	A	9,100
N 13	Pacific	W	20-0	A	4,000
N 20	San Jose State	W	24-18	H	7,897
N 27	Hawaii	W	7-3	A	2,356
					102,067

DARRYL ROGERS (1966-72) 43-32-1

Conference Titles:
1968 - CCAA

Bowl Games:

1968 - Camellia Bowl (L, 29-14)
1971 - Mercy Bowl (L, 17-14)

1966 • RECORD: 7-3-0

S 17	Hawaii	W	28-27	H	9,089
S 24	Northern Arizona	W	14-12	H	8,586
O 1	Montana State	L	6-55	A	9,100
O 8	CS Northridge	W	18-17	H	6,918
O 15	Cal Poly	W	14-7	H	11,016
O 22	Cal State LA	W	14-7	A	
O 29	San Diego State	L	13-34	A	15,178
N 5	Long Beach State	L	20-28	H	7,452
N 12	Pacific	W	16-14	H	8,429
N 19	San Jose State	W	15-13	A	

1967 • RECORD: 3-8-0

S 16	Santa Clara	L	16-24	H	9,172
S 23	Idaho	L	14-30	H	8,065
S 30	Montana State	L	20-21	H	7,678
O 7	CS Northridge	W	31-25	A	
O 14	Cal Poly	W	41-14	A	7,000
O 21	Cal State LA	W	14-3	H	9,347
O 28	San Diego State	L	21-28	H	12,276
N 4	Long Beach State	L	14-26	A	5,400
N 11	Pacific	L	20-32	A	10,550
N 18	San Jose State	L	30-35	H	5,336
N 25	Hawaii	L	19-29	A	18,000

1968 • RECORD: 7-4-0

S 21	Idaho State	L	23-38	H	8,615
S 28	San Jose State	L	21-25	A	9,500
O 5	Portland State	W	30-13	A	
O 12	CS Northridge	W	35-12	H	6,346
O 19	Cal Poly	W	17-0	H	10,071
O 25	Cal State LA	W	42-20	A	1,800
N 2	San Diego State	L	12-42	A	24,387
N 9	Long Beach State	W	34-28	H	8,201
N 16	Montana State	W	31-16	H	7,245
N 23	Pacific	W	10-3	H	7,752

Camellia Bowl

D 14	Humboldt State	L	14-29	A	7,000
------	----------------	---	-------	---	-------

1969 • RECORD: 6-4-0

S 20	Cal Poly Pomona	W	27-7	H	7,874
S 27	Montana State	W	28-20	A	
O 4	Pacific	L	21-40	A	
O 11	CS Northridge	W	38-14	A	
O 18	Cal Poly	L	17-21	A	
O 25	Cal State LA	W	24-0	H	9,303
N 1	San Diego State	L	20-48	H	9,501
N 8	Long Beach State	L	7-37	A	
N 15	Northern Arizona	W	27-18	H	6,341
N 22	Portland State	W	28-22	H	5,371

1970 • RECORD: 8-4-0

S 12	Hayward State	W	28-12	H	7,581
S 19	UC Santa Barbara	W	25-10	A	
S 26	Montana State	L	12-26	H	9,044
O 3	Pacific	W	34-14	H	8,486
O 10	CS Northridge	W	21-7	H	6,522
O 17	Cal Poly	W	23-17	H	12,297
O 24	Cal State LA	W	51-6	H	7,956
O 31	San Diego State	L	14-56	A	
N 7	Long Beach State	L	14-50	H	
N 14	Northern Arizona	W	40-7	A	
N 21	San Jose State	W	27-19	A	
N 28	Hawaii	L	0-49	A	

1971 • RECORD: 6-5-0

S 11	Hayward State	L	14-18	H	8,769
S 18	San Jose State	W	14-7	H	8,526
S 25	Montana State	L	28-37	A	
O 2	Hawaii	W	19-8	H	9,441
O 16	Cal Poly	W	13-10	A	
O 23	Cal State LA	W	47-7	H	7,723
O 30	San Diego State	W	17-10	H	11,140
N 5	Long Beach State	L	13-30	A	
N 13	CS Northridge	W	23-7	H	5,457
N 20	Pacific	L	13-14	A	

Mercy Bowl II

D 11	CS Fullerton	L	14-17	A	16,854
------	--------------	---	-------	---	--------

1972 • RECORD: 6-4-1

S 9	Sacramento State	W	24-7	H	7,012
S 16	Western Michigan	W	41-14	H	7,992
S 23	New Mexico State	W	49-17	A	
S 30	San Jose State	W	23-21	A	
O 7	Pacific	L	0-17	H	14,071
O 14	Cal Poly	T	24-24	H	13,334
O 21	Cal State LA	W	31-0	H	8,104
O 28	San Diego State	L	14-21	A	
N 4	Long Beach State	L	16-21	H	9,049
N 11	Northern Illinois	W	9-6	A	
N 18	Montana State	L	6-10	H	5,278

JR BOONE (1973-75) 10-24-0



1973 • RECORD: 2-9-0

S 8	Cal Poly Pomona	L	9-17	H	8,223
S 15	San Jose State	L	6-24	H	8,851
S 22	Hawaii	L	10-13	H	8,416
S 29	Montana State	L	6-38	A	
O 6	Northern Illinois	L	15-24	H	6,496
O 13	Wichita State	L	13-18	A	
O 19	Long Beach State	W	15-14	A	
O 27	Cal Poly	L	14-28	A	
N 10	Pacific	L	0-42	A	
N 17	San Diego State	L	6-41	H	5,160
N 24	CS Northridge	W	54-24	H	3,941

1974 • RECORD: 5-7-0

S 7	Cal Poly Pomona	L	12-13	H	7,527
S 14	San Jose State	L	7-28	A	
S 21	Montana State	L	7-14	H	8,786
S 28	Cal Poly	L	13-17	H	10,417
O 5	New Mexico State	W	9-7	A	
O 12	San Diego State	L	21-24	A	
O 19	Pacific	W	37-21	H	9,082
O 26	CS Fullerton	W	48-21	A	
N 2	CS Northridge	W	41-0	A	
N 9	Long Beach State	L	24-28	H	8,640
N 15	Wichita State	W	24-12	H	5,878
N 23	Hawaii	L	7-21	A	

1975 • RECORD: 3-8-0

S 6	CS Fullerton	W	49-7	H	9,325
S 13	New Mexico	L	0-29	A	
S 20	CS Northridge	L	7-13	H	8,528
S 27	Montana State	W	34-17	A	
O 4	Cal Poly	L	7-24	A	
O 11	San Diego State	L	0-29	H	9,326
O 18	Long Beach State	L	17-47	A	
O 25	Pacific	L	28-45	A	
N 1	San Jose State	L	7-21	H	6,979
N 8	Wichita State	L	11-28	A	
N 15	Cal State LA	W	59-14	H	5,354

JIM SWEENEY (1976-77; 1980-96) 143-73-3



Conference Titles:

1977 - PCAA
1982 - PCAA
1985 - PCAA
1988 - Big West
1989 - Big West
1991 - Big West
1992 - Western Athletic
1993 - Western Athletic

Bowl Games:

1982 - California Bowl(W, 29-28)
1985 - California Bowl(W, 51-7)
1988 - California Bowl(W, 35-30)
1989 - California Raisin Bowl(W, 27-6)
1991 - California Bowl(L, 28-21)
1992 - Freedom Bowl(W, 24-7)
1993 - Jeep Eagle Aloha Bowl(L, 41-30)

1976 • RECORD: 5-6-0

S 11	Louisiana Lafayette	L	+14-41	A	22,890
S 18	San Diego State	L	3-7	A	40,768
S 25	Montana State	W	24-10	H	11,500
O 2	CS Fullerton	W	31-12	H	11,500
O 9	Wichita State	L	24-30	A	12,609
O 16	Cal Poly	L	15-17	H	12,650
O 23	San Jose State	L	7-21	A	16,500
O 30	Pacific	W	35-7	H	10,200
N 6	Long Beach State	W	23-0	H	11,100
N 13	New Mexico State	W	44-0	H	8,279
N 20	Santa Clara	L	17-20	A	

fresno state bulldogs
YEAR-BY-YEAR RESULTS

1977 • RECORD: 9-2-0

S 6	Louisiana Lafayette	L	13-34	A	24,600
S 17	Boise State	W	42-7	H	10,857
S 24	Montana State	L	14-24	A	10,100
O 1	Cal Poly	W	52-3	A	8,322
O 8	San Diego State	W	34-14	H	14,114
O 15	Pacific	W	24-10	A	13,740
O 22	San Jose State	W	45-24	H	16,051
O 29	Idaho State	W	28-7	H	12,761
N 5	Long Beach State	W	23-14	A	5,951
N 11	CS Fullerton	W	44-19	A	5,250
N 19	Santa Clara	W	35-7	H	12,438

Total Att.: 134,094 / Avg.: 12,190
Home Att.: 66,131 / Avg.: 13,226

BOB PADILLA
(1978-79)
7-15-0



1978 • RECORD: 3-8-0

S 9	McNeese State	L	16-21	A	14,125
S 16	Weber State	W	55-14	H	11,373
S 23	Utah State	L	22-45	A	15,507
S 30	Cal Poly	L	12-24	H	12,287
O 7	San Diego State	L	14-31	A	42,424
O 14	Pacific	L	7-27	H	8,279
O 21	San Jose State	L	16-26	A	11,410
O 28	CS Fullerton	L	8-37	H	7,928
N 4	Long Beach State	W	42-41	H	8,963
N 11	Montana State	L	14-35	H	7,258
N 18	Idaho	W	41-28	A	5,500

Total Att.: 145,054 / Avg.: 13,187
Home Att.: 56,088 / Avg.: 9,348

1979 • RECORD: 4-7-0

S 8	Idaho	W	30-10	H	11,148
S 15	Montana State	W	22-20	A	8,143
S 22	San Diego State	L	23-32	H	15,235
S 29	Washington	L	14-49	A	42,459
O 6	Cal Poly	L	0-26	A	8,680
O 13	San Jose State	L	+22-35	H	11,789
O 20	Long Beach State	L	14-24	A	5,844
O 27	Pacific	W	33-10	A	25,300
N 3	UNLV	L	28-31	H	8,143
N 10	CS Fullerton	W	28-24	H	8,357
N 24	Utah State	L	31-41	H	9,092

Total Att.: 154,190 / Avg.: 14,017
Home Att.: 63,164 / Avg.: 10,627

1980 • RECORD: 5-6-0
SWEENEY RESUMES TENURE

S 6	CS Fullerton	L	25-39	A	7,282
S 13	UNLV	L	6-35	A	19,085
S 20	Louisiana Lafayette	W	16-14	H	12,283
S 27	Utah	L	12-27	A	25,358
O 4	Cal Poly	W	31-25	H	15,221
O 11	San Jose State	L	14-26	A	14,120
O 18	Pacific	W	27-3	H	12,782
O 25	Utah State	L	0-14	H	10,482
N 11	Long Beach State	L	9-34	H	8,228
N 18	Southern Illinois	W	31-14	A	9,800
N 25	Montana State	W	21-14	H	25,684

Total Att.: 160,325 / Avg.: 14,575
Home Att.: 84,680 / Avg.: 14,113

1981 • RECORD: 5-6-0

S 5	Oregon	W	23-16	H	28,697
S 12	Oregon State	L	28-31	A	28,000
S 19	Montana State	L	26-30	A	7,127
O 3	San Jose State	L	33-65	H	25,617
O 10	CS Fullerton	L	10-13	H	20,348
O 17	Southern Illinois	L	18-24	H	16,385
O 24	Pacific	W	30-27	A	13,500
O 31	Utah State	L	0-20	A	13,086
N 7	UNLV	W	42-26	H	16,241
N 14	Long Beach State	W	31-30	A	5,077
N 21	Arizona	W	23-17	A	38,107

Total Att.: 212,185 / Avg.: 19,290
Home Att.: 107,288 / Avg.: 21,458

1982 • RECORD: 11-1-0

S 11	Cal Poly	W	26-6	H	26,274
S 18	Oregon	W	10-4	A	19,836
S 25	Weber State	W	25-9	H	26,892
O 2	Utah State	W	31-6	H	25,174
O 9	Pacific	W	49-30	H	25,574
O 16	Nevada	L	26-40	A	9,077
O 23	San Jose State	W	39-27	A	21,302
O 30	Long Beach State	W	40-22	H	24,333
N 6	CS Fullerton	W	31-14	H	22,620
N 13	Montana State	W	45-14	H	18,024
N 20	UNLV	W	30-28	A	15,528

Cal Bowl II

D 18	Bowling Green	W	29-28	H	30,000
------	---------------	---	-------	---	--------

Total Att.: 264,634 / Avg.: 22,053
Home Att.: 198,891 / Avg.: 24,861

1983 • RECORD: 6-5-0

S 10	Bowling Green	L	27-35	H	30,000
S 17	Nevada	W	24-22	H	27,705
S 24	Pacific	W	34-14	A	16,234
O 1	Utah State	L	12-20	A	10,179
O 8	San Jose State	L	23-41	H	35,000
O 15	Montana State	W	31-12	A	6,467
O 22	CS Fullerton	L	17-18	H	26,903
O 29	Cal Poly	W	30-7	H	25,712
N 5	UNLV	L	+7-20	H	24,054
N 12	Long Beach State	W	7-3	A	2,017
N 19	Northern Arizona	W	30-22	H	20,527

Total Att.: 219,798 / Avg.: 19,982
Home Att.: 184,901 / Avg.: 26,414

1984 • RECORD: 6-6-0

S 1	Arizona	W	27-22	A	43,477
S 8	Boise State	W	37-21	A	19,252
S 15	Cal Poly	W	14-0	H	30,991
S 22	Long Beach State	W	20-17	H	31,162
S 29	New Mexico State	W	53-24	H	32,952
O 6	Hawaii	L	15-27	A	41,999
O 20	Utah State	W	43-18	H	31,463
O 27	San Jose State	L	17-18	A	17,047
N 3	CS Fullerton	L	17-20	A	12,121
N 10	Pacific	L	6-24	H	24,684
N 17	Montana State	L	31-35	H	24,088
N 24	UNLV	L	+13-27	A	12,155

Total Att.: 321,391 / Avg.: 26,783
Home Att.: 175,340 / Avg.: 29,223

1985 • RECORD: 11-0-1

S 14	UNLV	W	26-6	H	33,754
S 21	Oregon State	W	33-24	A	31,162
S 28	Cal Poly	W	59-10	H	32,536
O 5	Hawaii	T	24-24	H	29,676
O 12	San Jose State	W	37-17	H	34,004
O 19	New Mexico State	W	48-21	A	16,544
O 26	Utah State	W	38-19	A	10,702
N 2	CS Fullerton	W	42-7	H	30,514
N 9	Pacific	W	43-37	A	14,000
N 16	Long Beach State	W	33-31	A	15,240
N 21	Wichita State	W	47-6	H	30,904

Cal Bowl V

D 14	Bowling Green	W	51-7	H	32,554
------	---------------	---	------	---	--------

Total Att.: 311,590 / Avg.: 25,966
Home Att.: 223,942 / Avg.: 31,992

1986 • RECORD: 9-2-0

S 6	Montana State	W	55-2	H	34,512
S 13	Oregon State	W	27-0	H	34,557
S 27	Louisiana Tech	W	34-10	H	34,528
O 4	San Jose State	L	41-45	A	28,158
O 11	New Mexico State	W	17-14	H	34,546
O 18	Pacific	W	10-9	H	34,551
O 25	Long Beach State	W	25-12	H	34,283
O 30	CS Fullerton	W	30-20	H	27,222
N 6	UNLV	W	36-7	A	8,940
N 15	Hawaii	L	13-24	A	40,487
N 22	Utah State	W	14-7	H	34,381

Total Att.: 346,165 / Avg.: 31,470
Home Att.: 268,580 / Avg.: 33,573

1987 • RECORD: 6-5-0

S 5	Washington State	L	24-41	A	22,971
S 12	Western Illinois	W	20-17	H	34,325
S 19	UCLA	L	0-17	A	49,264
O 1	Long Beach State	W	30-7	H	32,215
O 10	Southern Illinois	W	35-0	H	34,523
O 17	San Jose State	L	16-20	H	35,227
O 24	Pacific	L	22-23	A	16,389
O 31	UNLV	W	45-10	H	31,595
N 7	CS Fullerton	W	21-17	H	33,522
N 14	Utah State	L	13-17	A	8,281
N 21	New Mexico State	W	34-10	A	2,621

Total Att.: 300,933 / Avg.: 27,358
Home Att.: 201,407 / Avg.: 33,568

1988 • RECORD: 10-2-0

S 3	New Mexico	W	68-21	A	18,061
S 10	Colorado	L	3-45	A	32,417
S 17	New Mexico State	W	41-0	H	34,459
S 24	McNeese State	W	49-0	H	34,503
O 1	Oregon State	L	10-21	A	28,179
O 8	CS Fullerton	W	23-10	A	5,108
O 15	Utah State	W	51-10	H	34,942
O 29	San Jose State	W	17-15	A	21,367
N 5	Pacific	W	34-0	H	34,436
N 12	UNLV	W	31-14	A	23,408
N 19	Long Beach State	W	31-3	H	32,774

Cal Bowl VIII

D 10	Western Michigan	W	35-30	H	31,272
------	------------------	---	-------	---	--------

Total Att.: 330,926 / Avg.: 27,577
Home Att.: 202,386 / Avg.: 33,731

1989 • RECORD: 11-1-0

S 2	Utah	W	52-22	H	34,926
S 9	Montana	W	52-37	H	33,710
S 16	Pacific	W	27-14	A	4,735
S 23	Long Beach State	W	52-0	H	35,102
O 7	Oregon State	W	35-18	H	35,164
O 14	Utah State	W	34-7	A	13,137
O 21	CS Fullerton	W	33-19	H	32,135
O 28	UNLV	W	31-17	H	32,302
N 4	San Jose State	W	31-30	H	35,353
N 11	New Mexico State	W	45-5	A	4,826
N 18	New Mexico	L	22-45	A	12,668

Cal Bowl IX

D 9	Ball State	W	27-6	H	31,610
-----	------------	---	------	---	--------

Total Att.: 305,668 / Avg.: 25,472
Home Att.: 270,302 / Avg.: 33,788

1990 • RECORD: 8-2-1

S 1	Eastern Michigan	W	41-10	H	32,188
S 8	New Mexico	W	24-17	H	34,097
S 15	Utah	W	31-7	A	29,023
S 22	New Mexico State	W	42-3	H	32,698
S 29	CS Fullerton	W	38-3	H	33,624
O 6	Northern Illinois	L	18-73	A	18,067
O 13	Utah State	T	24-24	H	33,519
O 20	Long Beach State	W	28-16	H	32,219
N 3	UNLV	W	45-18	A	16,846
N 10	Pacific	W	48-17	H	31,821
N 17	San Jose State	L	7-42	A	31,218

Total Att.: 325,320 / Avg.: 29,575
Home Att.: 230,166 / Avg.: 32,881

1991 • RECORD: 10-2-0

S 7	Northern Illinois	W	55-7	H	34,112
S 14	Washington State	W	34-30	A	20,647
S 21	Oregon State	W	24-20	A	22,047
O 5	New Mexico	W	94-17	H	33,739
O 12	Long Beach State	W	42-14	H	33,083
O 19	New Mexico State	W	42-28	A	11,287
O 26	UNLV	W	48-22	H	30,866
N 2	Utah State	L	19-20	A	9,814
N 9	Pacific	W	59-14	A	11,289
N 16	CS Fullerton	W	38-7	H	31,081
N 23	San Jose State	W	31-28	H	40,513

Cal Bowl XI

D 14	Bowling Green	L	21-28	H	34,877
------	---------------	---	-------	---	--------

Total Att.: 313,355 / Avg.: 26,113
Home Att.: 238,271 / Avg.: 34,039



YEAR-BY-YEAR RESULTS

1992 • RECORD: 9-4-0

S 5	Pacific	W	42-21	A	16,323
S 12	Oregon State	L	36-46	A	22,326
S 19	Colorado State	W	52-21	H	37,955
S 26	Washington State	L	37-39	H	38,077
O 3	Louisiana Tech	W	48-14	H	33,934
O 10	BYU	L	24-36	A	65,396
O 17	Hawaii	L	45-47	A	39,823
O 24	New Mexico	W	31-28	H	32,743
O 31	Wyoming	W	42-31	H	31,088
N 7	Utah	W	41-15	H	37,555
N 21	San Diego State	W	45-41	A	41,523
N 28	UTEP	W	43-18	A	15,000

Freedom Bowl

D 29	USC	W	24-7	N	58,546
------	-----	---	------	---	--------

Total Att.: 470,289 / Avg.: 36,176
Home Att.: 211,352 / Avg.: 35,225

1993 • RECORD: 8-4-0

S 4	Baylor	L	39-42	A	36,690
S 11	Oregon State	W	48-30	H	40,048
S 18	New Mexico	W	41-24	A	25,812
S 25	Utah State	W	30-14	H	41,031
O 9	Colorado State	L	32-34	A	23,812
O 16	Air Force	W	33-20	H	41,031
O 23	BYU	W	48-45	A	65,816
O 30	Wyoming	L	28-32	A	16,895
N 6	UTEP	W	30-10	H	34,265
N 13	Hawaii	W	45-21	H	39,808
N 20	San Diego State	W	63-37	H	41,031

Jeep Eagle Aloha Bowl

D 25	Colorado	L	30-41	N	44,009
------	----------	---	-------	---	--------

Total Att.: 450,248 / Avg.: 37,521
Home Att.: 237,214 / Avg.: 39,536

1994 • RECORD: 5-7-1

A 29	Ohio State	L	10-34	N	28,513
S 3	San Jose State	W	45-13	H	36,868
S 10	Washington State	L	3-24	A	24,107
S 17	Oregon State	W	24-14	H	36,379
S 24	Hawaii	W	31-16	A	41,405
O 8	BYU	L	30-32	H	41,031
O 15	Wyoming	W	38-24	H	35,708
O 22	Air Force	L	7-42	A	39,065
O 29	New Mexico	L	32-49	H	33,641
N 5	Nevada	L	35-62	H	32,328
N 12	UTEP	T	30-30	A	15,328
N 19	Colorado State	L	42-44	H	37,241
N 26	San Diego State	W	49-42	A	23,344

Total Att.: 424,958 / Avg.: 32,689
Home Att.: 253,296 / Avg.: 36,171

1995 • RECORD: 5-7-0

S 2	Louisiana Monroe	W	31-17	H	33,155
S 9	California	W	25-24	A	36,500
S 16	Pacific	W	56-24	H	34,152
S 23	Utah	L	21-25	A	31,362
S 30	UCLA	L	21-45	A	44,499
O 7	New Mexico	W	51-34	H	33,544
O 14	San Diego State	L	24-48	A	28,506
O 28	Air Force	L	20-31	H	36,147
N 4	Hawaii	L	37-42	A	31,228
N 11	UTEP	W	47-14	H	30,274
N 18	Wyoming	L	10-38	A	13,661
N 25	BYU	L	28-45	H	33,719

Total Att.: 386,747 / Avg.: 32,229
Home Att.: 200,991 / Avg.: 33,499

1996 • RECORD: 4-7

A 31	Oregon	L ot	27-30	H	39,312
S 7	Auburn	L	0-62	A	79,026
S 21	Utah	L	17-45	A	32,539
S 28	Hawaii	W	20-0	H	36,428
O 12	San Jose State	W	28-18	H	38,276
O 19	Wyoming	L	21-42	A	14,446
O 26	UNLV	W	34-23	A	11,319
N 2	Boise State †	W	41-7	H	36,099
N 9	Colorado State	L	20-42	H	35,009
N 16	Air Force	L ot	38-44	H	39,112
N 23	San Diego State	L	21-31	A	32,107

Total Att.: 393,673 / Avg.: 35,788
Home Att.: 224,236 / Avg.: 37,373

PAT HILL

(1997-Present)
72-43



Conference Titles:

1999 - Western Athletic

Bowl Games:

1999 - EA Sports Las Vegas Bowl(L, 17-16)
2000 - Silicon Valley Football Classic(L, 37-34)
2001 - Silicon Valley Football Classic(L, 44-35)
2002 - Silicon Valley Football Classic(W, 30-21)
2003 - Silicon Valley Football Classic(W, 17-9)
2004 - MPC Computers Bowl(W, 37-34 (ot))
2005 - AutoZone Liberty Bowl(L, 31-24)

1997 • RECORD: 6-6

A 30	Portland State	W	35-7	H	33,114
S 6	Baylor	L	35-37	H	32,266
S 13	Oklahoma State	L	0-35	A	36,000
S 20	Oregon	L ot	40-43	A	38,288
O 2	Utah	W	27-13	H	37,994
O 11	Hawaii	L	16-28	A	28,206
O 18	Air Force	W	20-17	A	45,597
O 25	UNLV	W	46-28	H	38,002
N 1	San Jose State	W	53-12	A	18,753
N 8	Colorado State	L	3-41	A	27,641
N 15	San Diego State	L	19-20	H	34,195
N 22	Wyoming	W	24-7	H	30,035

Total Att.: 400,091 / Avg.: 33,341
Home Att.: 205,606 / Avg.: 34,262

1998 • RECORD: 5-6

S 12	Colorado	L	21-29	A	42,623
S 19	Texas Tech	L	28-34	A	40,035
S 26	Nevada	L	24-27	H	39,477
O 3	BYU	W	31-21	H	38,326
O 10	TCU	L	10-21	A	28,013
O 17	Utah	L	16-24	A	33,065
O 24	UTEP	W	32-6	H	39,881
O 31	New Mexico	W	28-20	A	21,027
N 7	San Diego State	L	0-10	A	22,497
N 14	Hawaii	W	51-12	H	33,535
N 21	San Jose State	W	24-21	H	34,292

Total Att.: 372,771 / Avg.: 33,888
Home Att.: 185,511 / Avg.: 37,102

1999 • RECORD: 8-5

S 4	Portland State	W	34-6	H	34,977
S 11	Oregon State	L	23-46	A	30,339
S 18	UCLA	L	21-35	A	42,649
S 25	Nevada	W	49-24	A	21,115
O 2	TCU	W	26-10 (ot)	H	37,112
O 9	Colorado State	W	44-13	H	37,061
O 14	SMU	L	14-24	A	8,211
O 23	UTEP	W	24-23(ot)	H	36,405
O 30	Tulsa	W	28-14	A	13,265
N 6	Rice	W	47-18	H	39,097
N 13	Hawaii	L	24-31 (2ot)	A	37,283
N 20	San Jose State	W	63-12	H	38,732

EA Sports Las Vegas Bowl

D 18	Utah	L	16-17	N	28,277
------	------	---	-------	---	--------

Total Att.: 404,473 / Avg.: 31,113
Home Att.: 223,384 / Avg.: 37,231

2000 • RECORD: 7-5

S 2	Ohio State	L	10-43	A	96,583
S 9	UCLA	L	21-24	A	45,605
S 23	California	W	17-3	H	42,285
O 5	Rice	W	27-24	A	10,384
O 14	Nevada	W	58-21	H	41,128
O 21	UTEP	L	13-23	A	50,085
O 28	Tulsa	W	34-12	H	41,088
N 4	Hawaii	W	45-27	H	42,160
N 11	TCU	L	7-24	A	29,116
N 18	SMU	W	14-7	H	40,184
N 25	San Jose State	W	37-6	A	17,590

Silicon Valley Football Classic I

D 31	Air Force	L	34-37	N	26,542
------	-----------	---	-------	---	--------

Total Att.: 482,750 / Avg.: 40,229
Home Att.: 206,845 / Avg.: 41,369

2001 • RECORD: 11-3

A 26	Colorado	W	24-22	A	47,762
S 2	Oregon State	W	44-24	H	42,410
S 8	Wisconsin	W	32-20	A	78,506
S 22	Tulsa	W	37-18	A	31,087
S 29	Louisiana Tech	W	38-28	H	42,881
O 13	Colorado State	W	25-22	A	31,580
O 19	Boise State	L	30-35	H	42,881
O 26	Hawaii	L	34-38	A	37,900
N 3	Rice	W	52-24	H	42,881
N 10	SMU	W	38-13	A	16,731
N 17	Nevada	W	61-14	A	18,412
N 23	San Jose State	W	40-21	H	42,881
D 1	Utah State	W	70-21	H	42,881

Silicon Valley Football Classic II

D 31	Michigan State	L	35-44	N	30,456
------	----------------	---	-------	---	--------

Total Att.: 518,793 / Avg.: 39,907
Home Att.: *256,815 / Avg.: *42,802

2002 • RECORD: 9-5

A 23	Wisconsin	L	23-21	A	75,136
A 29	San Diego State	W	16-14	H	39,111
S 7	Oregon	L	28-24	A	56,357
S 21	Oregon State	L	49-19	A	36,457
S 28	Rice	W	31-28	A	18,143
O 4	Colorado State	W	32-30	H	38,336
O 12	SMU	W	30-7	H	41,031
O 18	Boise State	L	67-21	A	30,924
O 25	Hawaii	L	31-21	H	37,615
N 9	Tulsa	W	31-12	H	37,841
N 16	Nevada	W	38-30	H	40,866
N 23	San Jose State	W	19-16	A	14,134
D 5	Louisiana Tech	W	45-13	A	17,810

Silicon Valley Football Classic III

D 31	Georgia Tech	W	30-21	N	10,132
------	--------------	---	-------	---	--------

Total Att.: 483,761 / Avg.: 34,554
Home Att.: 234,800 / Avg.: 39,133

2003 • RECORD: 9-5

A 30	Tennessee	L	24-6	A	103,860
S 5	Oregon State	W	16-14	H	35,553
S 13	Oklahoma	L	52-28	A	83,091
S 20	Louisiana Tech	W	16-6	H	38,093
S 27	Portland State	W	42-16	H	39,805
O 4	Colorado State	L	34-10	A	32,620
O 11	Hawaii	L	55-28	A	41,153
O 25	Rice	W	31-28	H	39,462
N 1	SMU	W	20-11	A	14,014
N 8	Nevada	W	27-10	A	17,837
N 15	San Jose State	W	41-7	H	39,453
N 21	Boise State	L	31-17	H	39,252
N 29	UTEP	W	23-20	A	15,101

Silicon Valley Football Classic IV

D 30	UCLA	W	17-9	N	20,126
------	------	---	------	---	--------

Total Att.: 539,294 / Avg.: 38,521
Home Att.: 231,618 / Avg.: 38,603

2004 • RECORD: 9-3

S 5	at Washington	W	35-16	A	65,345
S 12	at Kansas State	W	45-21	A	46,468
S 19	Portland State	W	27-17	H	42,662
O 2	at Louisiana Tech	L	28-21	A	18,330
O 9	UTEP	L	24-21	H	40,407
O 23	at Boise State	L	33-16	A	30,623
O 30	SMU	W	42-0	H	37,604
N 6	at Rice	W	52-21	A	18,407
N 12	Hawaii	W	70-14	H	38,956
N 20	Nevada	W	54-17	H	39,256
N 27	at San Jose State	W	62-28	A	28,867

MPC Computers Bowl

D 27	vs. Virginia	W	W37-34 (ot)	N	28,516
------	--------------	---	-------------	---	--------

Total Att.: 406,925 / Avg.: 33,910
Home Att.: 198,885 / Avg.: 39,777

2005 • RECORD: 8-5

S 10	Weber State	W	55-17	H	38,156
S 17	at Oregon	L	37-34	A	58,201
S 27	Toledo	W	44-14	H	34,637
O 8	at New Mexico State	W	37-7	A	8,312
O 15	Utah State	W	53-21	H	42,701
O 22	at Idaho	W	40-10	A	15,047
O 29	at Hawai'i	W	27-13	A	28,196
N 5	San Jose State	W	45-17	H	41,039
N 10	Boise State	W	27-7	H	42,781
N 19	at USC	L	50-42	A	90,007
N 26	at Nevada	L	38-35	A	17,765
D 2	Louisiana Tech	L	40-28	H	36,525
AutoZone Liberty Bowl					
D 31	vs. Tulsa	L	31-24	N	54,894

Total Att.: 508,261 / Avg.: 39,097
Home Att.: 235,839 / Avg.: 39,306

+ Indicates forfeit (does not alter record); * Indicates season records

fresno state
CHAMPIONSHIPS

CONFERENCE TITLES

- 1922 – California Coast Conference (CCC)
- 1923 – California Coast Conference
- 1930 – Far Western Conference (FWC)
- 1934 – Far Western Conference (Tie)
- 1935 – Far Western Conference
- 1937 – Far Western Conference
- 1941 – California Collegiate Ath. Assn. (CCAA)
- 1942 – CCAA
- 1954 – CCAA
- 1955 – CCAA
- 1956 – CCAA
- 1958 – CCAA
- 1959 – CCAA
- 1960 – CCAA
- 1961 – CCAA
- 1968 – CCAA
- 1977 – PCAA
- 1982 – PCAA
- 1985 – PCAA
- 1988 – Big West Conference
- 1989 – Big West Conference
- 1991 – Big West Conference
- 1992 – WAC (Tie)
- 1993 – WAC (Tie)
- 1999 – WAC (Tie)

BOWL TITLES

- 1937 – Little All-American Bowl
(Fresno State 27, Arkansas State 26)
- 1941 – Pineapple Bowl (Fresno State 3, Hawaii O)
- 1961 – Mercy Bowl I (Fresno State 36,
Bowling Green 6)
- 1982 – California Bowl II
(Fresno State 29, Bowling Green 28)
- 1985 – California Bowl V (Fresno State 51,
Bowling Green 7)
- 1988 – California Bowl VIII
Fresno State 35, Western Michigan 30
- 1989 – California Raisin Bowl IX
(Fresno State 27, Ball State 6)
- 1992 – Freedom Bowl (Fresno State 24, USC 7)
- 2002 – Silicon Valley Football Classic
(Fresno State 30, Georgia Tech 21)
- 2003 – Silicon Valley Football Classic
(Fresno State 17, UCLA 9)
- 2004 – MPC Computers Bowl
(Fresno State 37, Virginia 34 (ot))

ALL-TIME SERIES RECORDS

Air Force — 2-4

Year	Site	W/L	Score
1993	H	W	33-20
1994	A	L	42-7
1995	H	L	31-20
1996	H	L	44-38 (ot)
1997	A	W	20-17
2000	N	L	37-34

Arizona — 2-0

Year	Site	W/L	Score
1981	A	W	23-17
1984	A	W	27-22

Arizona State — 0-3

Year	Site	W/L	Score
1931	H	L	7-0
1933	A	L	21-7
1941	A	L	26-7

Arkansas State — 2-1

Year	Site	W/L	Score
1937	N	W	27-26
1938	H	W	34-0
1940	A	L	13-0

Auburn — 0-1

Year	Site	W/L	Score
1996	A	L	62-0

Ball State — 1-0

Year	Site	W/L	Score
1989	N	W	27-6

Baylor — 0-2

Year	Site	W/L	Score
1993	A	L	42-39
1997	H	L	37-35

Boise State — 4-4

Year	Site	W/L	Score
1977	H	W	42-7
1984	A	W	37-21
1996	H	W	41-7
2001	H	L	35-30
2002	A	L	67-21
2003	H	L	31-17
2004	A	L	33-16
2005	H	W	27-7

Bowling Green — 3-2

Year	Site	W/L	Score
1961	N	W	36-6
1982	N	W	29-28
1983	H	L	35-27
1985	N	W	51-7
1991	N	L	28-21

BYU — 5-4

Year	Site	W/L	Score
1956	A	W	26-13
1957	H	W	27-14
1958	A	L	29-7
1959	H	W	27-16
1992	A	L	36-24
1993	A	W	48-45
1994	H	L	32-30
1995	H	L	45-28
1998	H	W	31-21

California — 2-0

Year	Site	W/L	Score
1995	A	W	25-24
2000	H	W	17-3

Cal Poly — 30-10-2

Year	Site	W/L	Score
1922	H	W	20-0
1924	A	W	22-6
1928	H	W	37-0
1945	H	T	6-6
1945	A	W	24-0
1947	H	W	14-6
1948	A	L	26-14

1949	H	W	20-7
1950	A	W	31-7
1951	H	W	42-19
1953	H	L	27-6
1954	H	W	16-13
1955	W	W	34-6
1956	H	W	21-13
1957	A	L	14-7
1958	H	W	14-0
1959	A	W	28-13
1960	H	W	33-0
1961	A	W	42-13
1962	H	W	51-6
1963	A	W	28-0
1964	H	W	23-13
1965	A	W	20-14
1966	H	W	14-7
1967	A	W	41-14
1968	H	W	17-0
1969	A	L	21-17
1970	H	W	23-17
1971	A	W	13-10
1972	H	T	24-24
1973	A	L	28-14
1974	H	L	17-13
1975	A	L	24-7
1976	H	L	17-15
1977	A	W	52-3
1978	H	L	24-12
1979	A	L	26-0
1980	H	W	31-25
1982	H	W	26-6
1983	H	W	30-7
1984	H	W	14-0
1985	H	W	59-10

CS Fullerton — 13-6

Year	Site	W/L	Score
1971	N	L	17-14
1974	A	W	48-21
1975	H	W	49-7
1976	H	W	31-12
1977	A	W	44-19
1978	H	L	37-8
1979	H	W	28-24
1980	A	L	39-25
1981	H	L	13-10
1982	H	W	31-14
1983	H	L	18-17
1984	A	L	20-17
1985	H	W	42-7
1986	H	W	30-20
1987	H	W	21-17
1988	A	W	23-10
1989	H	W	33-19
1990	H	W	38-3
1991	H	W	38-7

Colorado — 1-4

Year	Site	W/L	Score
1965	A	L	10-7
1988	A	L	45-3
1993	N	L	41-30
1998	A	L	29-21
2001	A	W	24-22

Colorado State — 5-5

Year	Site	W/L	Score
1940	H	W	28-0
1992	H	W	52-21
1993	A	L	34-32
1994	H	L	44-42
1996	H	L	42-20
1997	A	L	41-3
1999	H	W	44-13
2001	A	W	25-22
2002	H	W	32-30
2003	A	L	34-10

Eastern Michigan — 1-0

Year	Site	W/L	Score
1990	H	W	41-10

Georgia Tech — 1-0

Year	Site	W/L	Score
2002	N	W	30-21

Hawaii — 20-17-1

Year	Site	W/L	Score
1938	H	W	15-13
1939	A	W	38-2
1940	N	W	3-0
1946	H	L	7-2
1947	A	L	27-13
1949	A	L	41-14
1950	H	W	34-20
1954	H	L	25-20
1955	A	W	20-18
1956	H	W	39-20
1957	A	W	31-8
1959	A	W	22-13
1960	H	W	17-7
1964	H	W	28-0
1965	A	W	7-3
1966	H	W	28-27
1967	A	L	29-19
1970	A	L	49-0
1971	H	W	19-8
1973	H	L	13-10
1974	A	L	21-7
1984	A	L	27-15
1985	H	T	24-24
1986	A	L	24-13
1992	A	L	47-45
1993	H	W	45-21
1994	A	W	31-16
1995	A	L	42-37
1996	H	W	20-0
1997	A	L	28-16
1998	H	W	51-12
1999	A	L	31-24
(2ot)			
2000	H	W	45-27
2001	A	L	34-38
2002	H	L	31-21
2003	A	L	55-28
2003	H	W	70-14
2005	A	W	27-13

Idaho — 4-4

Year	Site	W/L	Score
1946	H	W	13-12
1956	H	L	24-12
1957	A	L	20-6
1963	A	L	32-8
1967	H	L	30-14
1978	A	W	41-28
1979	H	W	30-10
2005	A	W	40-10

Idaho State — 1-2

Year	Site	W/L	Score
1964	A	L	20-12
1968	H	L	38-23
1977	H	W	28-7

Kansas State — 1-0

Year	Site	W/L	Score
2004	A	W	45-21

Long Beach State — 22-12

Year	Site	W/L	Score
1958	H	W	22-6
1959	A	W	29-8
1960	H	W	21-3
1961	A	W	37-14
1962	H	W	50-0
1963	A	L	25-14
1964	H	L	21-20
1965	A	L	14-12
1966	H	L	28-20
1967	A	L	26-14
1968	H	W	34-28
1969	A	L	37-7
1970	H	L	50-14



fresno state bulldogs
SERIES HISTORY

1971	A	L	30-13
1972	H	L	21-16
1973	A	W	15-14
1974	H	W	28-24
1975	A	L	47-17
1976	H	W	23-0
1977	A	W	23-14
1978	H	W	42-41
1979	A	L	24-14
1980	H	L	34-9
1981	A	W	31-30
1982	H	W	40-22
1983	A	W	7-3
1984	H	W	20-17
1985	A	W	33-31
1986	H	W	25-12
1987	H	W	30-7
1988	H	W	31-3
1989	H	W	52-0
1990	H	W	28-16
1991	H	W	42-14

Louisiana-Lafayette — 1-2

Year	Site	W/L	Score
1976	A	L	41-14+
1977	A	L	34-13
1980	H	W	16-14

Louisiana-Monroe — 1-0

Year	Site	W/L	Score
1995	H	W	31-17

Louisiana Tech — 5-2

Year	Site	W/L	Score
1986	H	W	34-10
1992	H	W	48-14
2001	H	W	38-28
2002	A	W	45-13
2003	H	W	16-6
2004	A	L	28-21
2005	H	L	40-28

McNeese State — 1-1

Year	Site	W/L	Score
1978	A	L	21-16
1988	H	W	49-0

Michigan State — 0-1

Year	Site	W/L	Score
2001	N	L	44-35

Montana — 1-0

Year	Site	W/L	Score
1989	H	W	52-37

Montana State — 11-16

Year	Site	W/L	Score
1957	H	L	27-14
1960	H	L	22-20
1961	A	W	16-13
1962	H	L	21-20
1963	A	L	29-7
1964	A	L	27-13
1965	H	W	25-14
1966	A	L	55-6
1967	H	L	21-20
1968	H	W	31-16
1969	A	W	28-20
1970	H	L	26-12
1971	A	L	37-28
1972	H	L	10-6
1973	A	L	38-6
1974	H	L	14-7
1975	A	W	34-17
1976	H	W	24-10
1977	A	L	24-14
1978	H	L	35-14
1979	A	W	22-20
1980	H	W	21-14
1981	A	L	30-26
1982	H	W	45-14
1983	A	W	31-12
1984	H	L	35-31
1986	H	W	55-2

Nevada — 22-13-1

Year	Site	W/L	Score
1923	A	L	46-3
1924	A	L	16-0
1925	A	L	60-6
1926	H	L	28-6
1927	H	W	10-7
1928	A	T	12-12
1929	A	L	48-0
1930	H	W	6-0
1931	A	L	31-13
1934	H	W	33-0
1935	A	W	27-6
1936	H	W	46-8
1937	A	W	46-8
1938	A	W	27-0
1939	H	W	45-0
1940	H	W	7-6
1941	A	W	6-3
1942	H	W	33-0
1945	A	L	7-4
1948	H	L	53-7
1949	H	L	34-13
1952	A	W	59-32
1953	H	W	47-7
1954	A	W	52-6
1955	H	W	42-9
1982	A	L	40-26
1983	H	W	24-22
1994	H	L	62-35
1998	H	L	27-24
1999	A	W	49-24
2000	H	W	58-21
2001	A	W	61-14
2002	H	W	38-30
2003	A	W	27-10
2004	H	W	54-17
2005	A	L	38-35

New Mexico — 8-4

Year	Site	W/L	Score
1947	A	L	34-3
1948	H	W	20-14
1975	A	L	29-0
1988	A	W	68-21
1989	A	L	45-22
1990	H	W	24-17
1991	H	W	94-17
1992	H	W	31-28
1993	A	W	41-24
1994	H	L	49-32
1995	H	W	51-34
1998	A	W	28-20

New Mexico State — 12-0

Year	Site	W/L	Score
1972	A	W	49-17
1974	A	W	9-7
1976	H	W	44-0
1984	H	W	53-24
1985	A	W	48-21
1986	H	W	17-14
1987	A	W	34-10
1988	H	W	41-10
1989	A	W	45-5
1990	H	W	42-3
1991	A	W	42-28
2005	A	W	37-7

North Texas State — 0-2

Year	Site	W/L	Score
1950	H	L	31-12
1951	A	L	62-0

Northern Arizona — 7-1-1

Year	Site	W/L	Score
1931	H	L	26-2
1932	A	T	0-0
1934	A	W	26-14
1936	H	W	31-6
1945	A	W	19-0
1966	H	W	14-12
1969	H	W	27-18
1970	A	W	40-7

1983	H	W	30-22
------	---	---	-------

Northern Illinois — 2-2

Year	Site	W/L	Score
1972	A	W	9-6
1973	H	L	24-15
1990	A	L	73-18
1991	H	W	55-7

Ohio State — 0-2

Year	Site	W/L	Score
1994	N	L	34-10
2000	A	L	43-10

Oklahoma — 0-1

Year	Site	W/L	Score
2003	A	L	52-28

Oklahoma State — 0-1

Year	Site	W/L	Score
1997	A	L	35-0

Oregon — 2-4

Year	Site	W/L	Score
1981	H	W	23-16
1982	A	W	10-4
1996	H	L	30-27 (ot)
1997	A	L	43-40 (ot)
2002	A	L	28-24
2005	A	L	37-34

Oregon State — 8-5

Year	Site	W/L	Score
1981	A	L	31-28
1985	A	W	33-24
1986	H	W	27-0
1988	A	L	21-10
1989	H	W	35-18
1991	A	W	24-20
1992	A	L	46-36
1993	H	W	48-30
1994	H	W	24-14
1999	A	L	46-23
2001	H	W	44-24
2002	A	L	59-19
2003	H	W	16-14

Pacific — 41-26-2

Year	Site	W/L	Score
1921	A	L	35-0
1922	H	W	12-7
1924	A	W	12-0
1925	H	L	7-0
1926	A	T	0-0
1927	H	W	6-0
1928	A	L	13-0
1929	H	W	20-6
1930	A	W	19-0
1931	H	W	6-0
1932	A	L	35-0
1933	H	L	12-0
1934	A	W	7-6
1935	H	W	20-7
1936	A	L	17-0
1937	H	W	20-0
1938	A	L	18-13
1939	H	W	7-0
1940	A	W	3-0
1941	A	W	13-0
1942	A	W	13-0
1944	A	L	17-6
1945	A	W	13-0
1945	A	W	16-0
1946	H	W	13-12
1947	A	L	47-22
1948	H	L	55-0
1949	A	L	45-0
1950	H	L	52-7
1952	H	L	50-0
1953	A	T	21-21
1956	H	L	21-14
1957	A	L	34-12
1958	H	L	52-6
1959	A	L	18-13
1960	H	W	32-7
1961	A	W	20-19
1962	H	W	18-13

1963	A	W	29-7
1964	H	W	54-7
1965	A	W	20-0
1966	H	W	16-14
1967	A	L	32-20
1968	H	W	10-3
1969	A	L	40-21
1970	H	W	34-14
1971	A	L	14-13
1972	H	L	17-0
1973	A	L	42-0
1974	H	W	37-21
1975	A	L	45-28
1976	H	W	35-7
1977	A	W	24-10
1978	H	L	27-7
1979	A	W	33-10
1980	H	W	27-3
1981	A	W	30-27
1982	H	W	49-30
1983	A	W	34-14
1984	H	L	24-6
1985	A	W	43-37
1986	H	W	10-9
1987	A	L	23-22
1988	H	W	34-0
1989	A	W	27-14
1990	H	W	48-17
1991	A	W	59-14
1992	A	W	42-21
1995	H	W	56-24

Portland — 1-0-1

Year	Site	W/L	Score
1939	H	W	27-13
1948	H	T	6-6

Portland State — 6-0

Year	Site	W/L	Score
1968	A	W	30-13
1969	H	W	28-22
1997	H	W	35-7
1999	H	W	34-6
2003	H	W	42-16
2004	H	W	27-17

Rice — 6-0

Year	Site	W/L	Score
1999	H	W	47-18
2000	A	W	27-24
2001	H	W	52-24
2002	A	W	31-28
2003	H	W	31-21
2003	A	W	52-21

Sacramento State — 1-0

Year	Site	W/L	Score
1972	H	W	24-7

Saint Mary's — 0-3

Year	Site	W/L	Score
1925	A	L	61-15
1926	H	L	16-0
1945	H	L	32-6

San Diego State — 20-26-4

Year	Site	W/L	Score
1923	A	L	12-2
1924	H	W	7-0
1926	A	W	28-7
1931	H	L	15-0
1940	A	T	0-0
1941	H	W	26-0
1942	A	W	66-0
1945	H	L	7-0
1946	A	L	7-0
1947	A	T	7-7
1948	H	W	7-6
1949	H	L	18-7
1950	A	T	20-20
1951	H	L	13-7
1952	A	W	49-33

1953	H	T	27-27
1954	A	W	20-0
1955	H	W	20-6
1956	A	W	50-7
1957	H	W	27-0
1958	H	W	22-20
1959	H	W	38-13
1960	H	W	60-0
1961	H	W	27-6
1962	A	L	29-26
1963	H	L	34-6
1964	A	L	44-6
1965	H	L	26-7
1966	A	L	34-13
1967	H	L	28-21
1968	A	L	42-12
1969	H	L	48-20
1970	A	L	

fresno state bulldogs
SERIES HISTORY

1956	A	W	30-14
1957	H	W	13-6
1958	A	L	48-6
1959	H	L	40-14
1960	A	W	27-12
1961	H	W	36-27
1962	A	W	20-14
1963	H	L	56-27
1964	A	L	26-14
1965	H	W	24-18
1966	A	W	15-13
1967	H	L	35-30
1968	A	L	25-21
1970	A	W	27-19
1971	H	W	14-7
1972	A	W	23-21
1973	H	L	24-6
1974	A	L	28-7
1975	H	L	21-7
1976	A	L	21-17
1977	H	W	45-24
1978	A	L	26-16
1979	H	L	35-22+
1980	A	L	26-14
1981	H	L	65-33
1982	A	W	39-27
1983	H	L	41-23
1984	A	L	18-17
1985	H	W	37-17
1986	A	L	45-41
1987	H	L	20-16
1988	A	W	17-15
1989	H	W	31-30
1990	A	L	42-7
1991	H	W	31-28
1994	H	W	45-13
1996	H	W	28-18
1997	A	W	53-12
1998	H	W	24-21
1999	H	W	63-12
2000	A	W	37-6
2001	H	W	40-28
2002	A	W	19-16
2003	H	W	41-7
2004	A	W	62-28
2005	H	W	45-7

SMU — 6-1			
Year	Site	W/L	Score
1999	A	L	24-14
2000	H	W	14-7

2001	A	W	38-13
2002	H	W	30-7
2003	A	W	20-11
2004	H	W	42-0

South Dakota State — 1-0			
Year	Site	W/L	Score
1964	H	W	20-14

Southern Illinois — 2-1			
Year	Site	W/L	Score
1980	A	W	31-14
1981	H	L	24-18
1987	A	W	35-0

Stanford — 0-3			
Year	Site	W/L	Score
1926	A	L	44-7
1927	A	L	33-0
1928	H	L	47-0

Tennessee — 0-1			
Year	Site	W/L	Score
2003	A	L	24-6

TCU — 1-2			
Year	Site	W/L	Score
1998	A	L	21-10
1999	H	W	26-19 (ot)
2000	A	L	24-7

Texas Tech — 0-1			
Year	Site	W/L	Score
1998	A	L	34-28

Toledo — 1-0			
Year	Site	W/L	Score
2005	H	W	44-14

Tulsa — 4-1			
Year	Site	W/L	Score
1999	A	W	28-14
2000	H	W	34-12
2001	A	W	37-18
2002	H	W	31-12
2005	N	L	31-24

UC Davis — 11-5-1			
Year	Site	W/L	Score
1922	A	T	0-0
1923	A	W	26-14

1925	H	L	6-0
1926	H	W	23-7
1927	H	L	13-7
1928	H	L	13-0
1929	A	L	22-0
1930	H	W	27-7
1931	A	W	20-7
1932	H	L	3-0
1933	A	W	20-0
1934	H	W	40-13
1935	A	W	32-6
1937	A	W	19-0
1938	H	W	37-7
1951	A	W	27-0
1952	H	W	41-7

UCLA — 1-6			
Year	Site	W/L	Score
1927	A	L	7-0
1929	A	L	56-6
1987	A	L	17-0
1995	A	L	45-21
1999	A	L	35-21
2000	A	L	24-21
2003	N	W	17-9

UNLV — 11-4			
Year	Site	W/L	Score
1979	H	L	31-28
1980	A	L	35-6
1981	H	W	42-26
1982	A	W	30-28
1983	H	L	20-7+
1984	A	L	27-13+
1985	H	W	26-6
1986	A	W	36-7
1987	H	W	45-10
1988	A	W	31-14
1989	H	W	31-17
1990	A	W	45-18
1991	H	W	48-22
1996	A	W	34-23
1997	H	W	46-28

USC — 1-1			
Year	Site	W/L	Score
1992	N	W	24-7
2005	A	L	50-42

Utah — 4-5			
Year	Site	W/L	Score
1980	A	L	27-12

1989	H	W	52-22
1990	A	W	31-7
1992	H	W	41-15
1995	A	L	25-21
1996	A	L	45-17
1997	H	W	27-13
1998	A	L	24-16
1999	N	L	17-16

Utah State — 11-9-1			
Year	Site	W/L	Score
1952	H	W	27-21
1953	A	L	36-6
1954	H	W	23-13
1955	A	L	39-13
1978	A	L	45-22
1979	H	L	41-31
1980	H	L	14-0
1981	A	L	20-0
1982	H	W	31-6
1983	A	L	20-12
1984	H	W	43-18
1985	A	W	38-19
1986	H	W	14-7
1987	A	L	17-13
1988	H	W	51-10
1989	A	W	34-7
1990	H	T	24-24
1991	A	L	20-19
1993	H	W	30-14
2001	H	W	70-21
2005	H	W	53-21

UTEP — 8-3-1			
Year	Site	W/L	Score
1938	H	L	26-6
1939	H	W	10-7
1940	H	W	16-6
1992	A	W	43-18
1993	H	W	30-10
1994	A	T	30-30
1995	H	W	47-14
1998	H	W	32-6
1999	H	W	24-23 (ot)
2000	A	L	23-13
2003	A	W	23-20
2004	H	L	24-21

Virginia — 1-0			
Year	Site	W/L	Score
2004	N	W	37-34 (ot)

Washington — 1-1			
Year	Site	W/L	Score
1979	A	L	49-14
2004	A	W	35-16

Washington State — 1-3			
Year	Site	W/L	Score
1987	A	L	41-24
1991	A	W	34-30
1992	H	L	39-37
1994	A	L	24-3

Weber State — 3-0			
Year	Site	W/L	Score
1978	H	W	55-14
1982	H	W	25-9
2005	H	W	55-17

Western Illinois — 1-0			
Year	Site	W/L	Score
1987	H	W	20-17

Western Michigan — 2-0			
Year	Site	W/L	Score
1972	H	W	41-14
1988	N	W	35-30

Wichita State — 2-3			
Year	Site	W/L	Score
1973	A	L	18-13
1974	H	W	24-12
1975	A	L	28-11
1976	A	L	30-24
1985	H	W	47-6

Wisconsin — 1-1			
Year	Site	W/L	Score
2001	A	W	32-20
2002	A	L	23-21

Wyoming — 3-3			
Year	Site	W/L	Score
1992	H	W	42-31
1993	A	L	32-28
1994	H	W	38-24
1995	A	L	38-10
1996	A	L	42-21
1997	H	W	24-7

Others		121-33-36	+indicates forfeit
---------------	--	-----------	--------------------

FS IN TOP 25 POLLS

ASSOCIATED PRESS

Year	Date	Rank	Record
1942	Nov. 2	18th	7-0
1986	Sept. 30	19th	3-0
1989	Oct. 31	25th	8-0
	Nov. 6	24th	9-0
	Nov. 13	23rd	10-0
1990	Sept. 24	24th	4-0
	Oct. 1	24th	5-0
1991	Oct. 28	25th	7-0
1992	Jan. 2	24th	9-4
1993	Preseason	25th	0-0
	Dec. 5	25th	8-3
2001	Sept. 3	19th	2-0
	Sept. 10	11th	3-0
	Sept. 24	10th	4-0
	Oct. 1	10th	5-0
	Oct. 8	8th	5-0
	Oct. 15	8th	6-0
	Oct. 22	18th	6-1
	Nov. 19	23rd	9-2
	Nov. 26	21st	10-2
	Dec. 3	21st	11-2
	Dec. 10	21st	11-2
2004	Sept. 12	19th	2-0
	Sept. 19	17th	3-0
	Sept. 26	17th	3-0
	Final	22nd	9-3

2005	Preseason	24th	0-0
	Sept. 4	24th	0-0
	Sept. 11	23rd	1-0
	Oct. 16	24th	4-1
	Oct. 23	22nd	5-1
	Oct. 30	21st	6-1
	Nov. 6	20th	7-1
	Nov. 11	16th	8-1
	Nov. 20	16th	8-2
	Nov. 27	23rd	8-3

CNN/USA TODAY

Year	Date	Rank	Record
1985	Jan. 5	23rd	11-0-1
1986	Sept. 23	20th	2-0
	Sept. 30	20th	3-0
1989	Nov. 6	25th	9-0
	Nov. 13	23rd	10-0
1990	Sept. 24	24th	4-0
	Oct. 1	24th	5-0
1991	Oct. 14	25th	5-0
	Oct. 22	22nd	6-0
	Oct. 28	23rd	7-0
	Nov. 11	25th	8-1
1991	Nov. 18	23rd	9-1
1991	Nov. 25	25th	10-1
1992	Final	22nd	9-4

1993	Sept. 19	25th	2-1
	Sept. 26	24th	3-1
	Oct. 3	23rd	3-1
	Dec. 5	25th	8-3
2001	Sept. 10	15th	3-0
	Sept. 24	13th	4-0
	Oct. 1	11th	5-0
	Oct. 8	10th	5-0
	Oct. 15	10th	6-0
	Oct. 22	19th	6-1
	Nov. 12	25th	8-2
	Nov. 19	22nd	9-2
	Nov. 26	21st	10-2
	Dec. 3	19th	11-2
	Dec. 10	20th	11-2
2004	Sept. 12	20th	2-0
	Sept. 19	17th	3-0
	Sept. 26	17th	3-0
	Final	22nd	9-3
2005	Sept. 4	24th	0-0
	Sept. 11	25th	1-0
	Sept. 23	24th	5-1
	Sept. 30	22nd	6-1
	Nov. 6	20th	7-1
	Nov. 11	16th	8-1
	Nov. 20	16th	8-2
	Nov. 27	22nd	8-3



fresno state bulldogs LETTERWINNERS

A
 Abajian, Danny.....1981
 Adamo, David.....2001-02-03
 Adams, Dave.....1982-83
 Adams, Kevin.....1995-96-98
 Adams, Mark.....1989-90
 Adams, Stan.....1983-84
 Adrian, Bill.....1978
 Adolph, Norman.....1952
 Akins, Don.....1956
 Alaman, Al.....1974-75
 Albers, Ron.....1990
 Alexander, Andre.....1987-88
 Alexander, Halbert.....1937-38
 Alfano, Joe.....1956
 Allain, Ivan.....1946-47-49
 Allen, Bud.....1930
 Allen, Curtis.....1983-84
 Allen, Derrick.....1985-86
 Allen, Fritz.....1968
 Allen, Jerry.....1962
 Allison, James.....1990-91-92
 Alloway, Stanley.....1961
 Amerine, Gary.....1970
 Anabo, Jon.....1961-62
 Anderson, Craig.....1956
 Anderson, Greg.....1973-74
 Anderson, Myron.....1930-31
 Andrews, Charles.....1926-27
 Andrews, Dwayne.....2003-04-05
 Andrews, Richard.....1990
 Aney, Tom.....1947-48-49
 Ansolabehere, Mike.....1963-64
 Anton, Ron.....1975-76
 Antonetti, Roy.....1946-47
 Apley, G.....1927
 Applegate, Dave.....1976-77
 Apprite, Michael.....1974-75
 Arellanes, Jim.....1995-96
 Aramagni, Don.....1956
 Argentino, Mike.....1934-35
 Armstrong, Marcellus.....1999-00
 Arnold, Jahine.....1994-95
 Arnold, Jeff.....1991-92-93
 Arsinian, Robert.....1945
 Ashford, Greg.....1979
 Ashford, Kevin.....1983
 Ashmore, Terry.....1973-74
 Asparuhov, Asen.....2000-01-02
 Aston, Bill.....1964-65-66
 Ataide, Craig.....1986-87
 Atkisson, Maris.....1933
 Auakian, Harold.....1956
 Augien, Doug.....1973
 Austin, Gene.....1971-72
 Auxier, Dave.....1968-69
 Avila, Albert.....1979-80
 Ayers, Ted.....1947
 Azhderian, Henry.....1933
 Azzaro, Bob.....1956

B
 Bachelor, Ernie.....1950-51
 Baccolini, Joe.....1931
 Bacon, Darrell.....1976-77-78
 Bagans, John.....1946
 Bahr, Paul.....1929
 Bailey, Jeff.....1992
 Bailey, Ramsey.....1987
 Bains, Jas.....2002-03-04
 Baker, Eddie.....1979
 Baker, Glenn.....1933
 Baker, Stephen.....1985-86
 Banks, Devon.....1999-00-01
 Belatti, John.....1978-79
 Ball, Jimmy.....1974-75
 Bancroft.....1923
 Banister, Ross.....1966-67
 Barnes, Joe.....1995-96-97
 Barrett, Jan.....1962
 Baranek, Randy.....1993
 Barsotti, Mark.....1988-89-90-91
 Bartels, Fred.....1952
 Bartlewski, Rich.....1986-87-88-89
 Bass, Dave.....1986-87
 Bass, Greg.....1973
 Battle, Frank.....1998-99
 Battle, Larry.....1972
 Baumstark, Peter.....1979
 Bautista, Juan.....2000-01-02
 Baxter, Robert.....1922-23-24-25
 Bayne, Chris.....1995-96
 Beasley, Winston.....1952

Beatty, Hal.....1930-31
 Bebout, Mark.....1983
 Becker, Don.....1952
 Becker, Joe.....1979-80
 Beckstrom, Clark.....1963
 Begin, Dirk.....1968
 Behrens, John.....1971-72
 Bell, Brad.....1990-91-92-93
 Bell, Calvin.....1951-52-53
 Belli, Barry.....1984-85-86-87
 Benck, Ernie.....1936-37
 Bengtson, Gary.....1960
 Bennett, Bruce.....1969
 Bennett, Jamie.....1992
 Berg, Donald.....1967-68
 Berg, Mike.....1989-90-91
 Berrian, Bernard.....1999-00-01-03
 Bertrucci, Jim.....1973-74
 Berukoff, Esey.....1936-37
 Bessey, Corliss.....1933-34
 Bessey, Roscoe.....1927-28-29-30
 Best, F.....1922
 Bettencourt, Darrell.....1975-76
 Bazzarides, Ted.....1933
 Bezzari, Ahmad.....1998-00
 Biama, Dick.....1948-49
 Bidwell, Oliver.....1945
 Bigelow, Alphonso.....1992-93-95
 Biggs, Rick.....1974-75
 Binger, Bob.....1952
 Billington, Greg.....1966-68
 Bishop, Ervin.....1961
 Bishop, Randi.....1996
 Bistrick, Fred.....1952-55
 Bizzie, Keith.....1976-77
 Black, Dick.....1950
 Blackwill, John.....1981-82
 Blackwell, Jeromy.....1998-99
 Blakeney, James.....1990-91
 Bledsoe.....1922-23
 Bogdanovich, Mark.....1967
 Bohan, Jack.....1962
 Bolin, Pat.....1957
 Bolt, Don.....1941-42-44-45
 Booker, Donyell.....2003-04
 Boone, Bob.....1973
 Borba, Larry.....1975
 Bordagary, Stanley.....1930
 Boreham, Gary.....1969-70
 Borjas, Phil.....1971-72
 Borjas, Vince.....1976-77
 Botello, Emilio.....1993-94
 Bowens, Craig.....1987-88
 Boyd, Daniel.....1938-39-40-45
 Boyd, Dave.....1937
 Boyer, Darren.....1989-91
 Boyes, Vance.....1974-75
 Braddon, Roger.....1972
 Bradford, Larry.....1967
 Bragg, Ron.....1973
 Bramer, Keeley.....1979-80
 Branstetter, Vince.....1996-97-98-99
 Brandon, Leonard.....1946
 Brandstater, Tom.....2005
 Brase, Ed.....1929-30
 Brave, Ed.....1948-50
 Brion, Jeremy.....1993-94
 Brisco, Marlon.....2003-04-05
 Brittingham, Rex.....1930
 Brockett, Don.....1961
 Bronzan, Nick.....1937-38-39
 Brooks, Bobby.....1995-96-97-98
 Brooks, Jermaine.....1998
 Brooks, Kelly.....1986
 Brooks, Nick.....1973-74
 Brown, Bill.....1942
 Brown, Charles.....1951
 Brown, Claude.....1987
 Brown, Dick.....1929
 Brown, Doug.....1961
 Brown, John.....1994
 Brown, Morris.....1981-82
 Brown, Nick.....1952-57
 Brown, Pat.....1957
 Brown, Paul.....1941
 Brown, Gaadir.....2005
 Brown, Reggie.....1994-95
 Brown, Terence.....1997-98-99-00
 Brown, Tony.....1989-90-91

Brown, William.....1987
 Brownell, Lee.....1975
 Brumbough, George.....1924
 Brumfield, Sylvester.....1990
 Brummett, Trent.....1989-90
 Bruner, Maury.....1942
 Bryant, Elton.....1954
 Buckert, Jay.....1961
 Buechele, Eric.....1986-87-88-89
 Buenate, Ron.....1959
 Buffuna, Bill.....1954
 Buford, Emmett.....1921
 Burch, Donnell.....1999-00
 Burdick, Don.....1969
 Burgess, Robert.....1939-40-41
 Burk, Chris.....1992-93
 Burley, Nick.....1999-00-01-02
 Burnett, Bryan.....1989
 Burnett, Victor.....1984-85
 Burrow, Dave.....1979
 Burton, J.B.....1923-25-26-27
 Burton, James.....1991-92-93
 Bustamante, Eddie.....1984-86
 Butler, Nate.....1971
 Byrd, Walter.....1934-35-36

C
 Cain, Dick.....1959
 Cairns, Walter.....1924
 Caldwell, Dallas.....1970
 Callahan, Pat.....1968-69
 Campbell, Byron.....1983
 Carbajal, Kirby.....1987
 Carden, Brian.....1984-85
 Cardwell, Don.....1936-37
 Carlisle, Robert.....1944
 Caropresso, Gary.....1969-70
 Carpenter, L.....1922-23-25
 Carr, David.....1997-98-00-01
 Carr, Gary.....1978-79
 Carr, Malcolm.....1944
 Carr, Michael.....1994-95-96-97
 Carter, Beau.....1961-62-63
 Carter, Ed.....1981-82
 Carter, Ken.....1951-52
 Carter, Suge.....1942-46-47
 Carter, Terry.....1981-82
 Casanova, Alec.....1972
 Casas, Danny.....1978
 Casida, Ken.....1968
 Casner, Steve.....1992-93-94-95
 Castillo, Greg.....1977
 Castro, Frank.....1957
 Cathcart, Scott.....1974
 Catlin, Ed.....1964
 Cato, Matt.....1988
 Cato, Paul.....1951
 Caywood, Vernon.....1941-46-47
 Chamberlain, Brett.....1979
 Chamblide, Charlie.....1988
 Chance, Sam.....1982
 Chapman, Ken.....1988
 Charlson, Chetty.....1934
 Charters, Clifton.....1923-24
 Cheatham, Ryan.....1997
 Chiaramonte, Giachino.....1997-98-99-00
 Chiconine, Larry.....1968-69-70
 Childers, Ben.....1971
 Christensen, Jordan.....2003-04-05
 Christian, Jamie.....1991-92
 Chudy, Jeff.....1982
 Chuhlantsseff, Mike.....1984-85-86
 Chism, T.....1926
 Cicuto, John.....1965-66
 Claiborne, Adrian.....1993-94
 Clancy, William.....1944-46-47-48
 Clark, Al.....1979
 Clark, Don.....1948
 Clark, John.....1976-77
 Clark, Pat.....1961
 Clausen, H.....1926-27
 Claybaugh, Paul.....1947-48
 Cleland, Dick.....1951
 Clutts, Tyler.....2004-05
 Cobb, Bob.....1950
 Cohagan, Gary.....1965-66
 Cohn, Michael.....1993
 Colbert, Leroy.....1994-95-96
 Colchico, Dominic.....1980
 Coldiron, Josh.....1992-93
 Coleman, Carnell.....1972
 Coleman, Larnell.....1972

Coleman, Robert.....1945
 Coles, Lewis.....1933-35
 Collier, Anthony.....1985
 Collin, Pat.....1979-80
 Collins, Dean.....1986-87
 Collins, Rip.....1952
 Collins, Ron.....1990-91-92-93
 Comfort, Joel.....1999
 Conrad, Chris.....1994-95-96-97
 Conrow, Don.....1939-40-41
 Conti, Don.....1970
 Cook, Larry.....1992-93-94
 Cook, Terry.....1988-89
 Cooks, Adrian.....1987-88-89
 Cooney, Terry.....1968-69
 Cooper, Taylor.....1989-90
 Cordle, Steve.....1980-81
 Corda, Hank.....1967-68-69
 Corippo, Jon.....1985-86
 Corrett, Don.....1958
 Cortez, Nefitali.....1974-75
 Costa, Bill.....1989
 Costa, LeRoy.....1973-74
 Costello, Rocco.....1983
 Cotten, Glen.....1974-75
 Cowles, Ted.....1968-69
 Cox, Ron.....1987-88-89
 Craig, Columbus.....1956
 Crammer, Elmer.....1934-35
 Craver, Aaron.....1989-90
 Crawford, Bill.....1971-72
 Crombie, Steve.....1992-93
 Cropsy.....1922
 Cross, Jim.....1933
 Cross, Ron.....1984
 Crump, Dwayne.....1970-71-72
 Crump, Tony.....1978
 Culver, Tyrone.....2002-03-04-05
 Cummings, Elmer.....1970-71
 Cummings, James.....2002
 Cundan, Fred.....1952
 Cusator, Mark.....1977-78

D
 Dack, Edgar.....1938-39
 Daigle, Anthony.....1991-92-93
 Dailey, Marc.....2000-01-02-03
 Dammron, Paul.....1982-83
 Daniels, Eugene.....1944
 Daniels, Melvin.....1931
 Darrow, Scott.....1981-82
 DaSilva, Luis.....1988
 Davies, Temple.....1942
 Davis, Ben.....1970-71
 Davis, Jack.....1955
 Davis, Marque.....1999-01-02-03
 Davis, Rodney.....2002-03
 Day, Keith.....1981
 Day, Monte.....1963
 Dayton Keith.....1976-77
 DeAmarel, Jim.....1975-76
 Deck, Lawrence.....1997-98-99-00
 DeChaine, Frank.....1931
 DeFabio, Michael.....1985
 Demoto, George.....1929-30-31
 Denman, Chris.....2003-04-05
 Dennen, Rodger.....1934

Denning, Clarence.....2000-01
 Dennis, Terry.....1983-84
 DeOrion, Malcolm.....1947-48-49
 DerGarabedian, Ara.....1958
 DeSalles, Frank.....1959
 Deshay, Andre.....1993-94
 Diez, Dick.....1944
 Diles, Awan.....2002-03-04-05
 Differ, Trent.....1991-92-93
 Dimalante, Jon.....1983-84
 Dion, Chet.....1971-72
 Disler, Mike.....1969-70
 Dittenbir, Eddie.....1934-35
 Dockstader, John.....1923-24-25
 Dodson, Gregory.....1922
 Dokoozian, Nick.....1944
 Dollarhide, Anthony.....1984-85
 Dominici, Julius.....1951-55
 Domoto, Lyman.....1935-36-37
 Donabedian, Paul.....1944
 Donati, Richie.....1993-94-95-96
 Doris, Mark.....1975
 Doris, Marshall.....1970
 Douglas, Greg.....1985
 Downey, Brian.....1989-90
 Drath, Phil.....1933-34-35
 Drati, Ben.....1992-93
 Dreschuer, Walt.....1975-76
 Driscoll, Donald.....1954
 Dructor, Joe.....1978-79
 Duarte, Scott.....1986
 DuBois, Robbie.....2004
 Dudley, Don.....1955
 Dueker, Lance.....1989-90-91
 Dugan, Chris.....1985-86
 Dunbar, Darrell.....1962
 Duncan, Don.....1951
 Dungan, J.....1922-23
 Dunn, David.....1993-94
 Dunn, Robert.....1967-68
 Duran, Pete.....1980-81

E
 Eckert, Herman.....1935
 Ede, Chad.....1998-99
 Edmonson, Dale.....1948
 Edwards, Curtis.....1999
 Edwards, Demetrius.....1992-93-94
 Edwards, Devonne.....1989-90
 Edwards, Kawika.....2003
 Edwards, Kendall.....2000-01-03
 Egelhofer, Ray.....1938-39-40
 Eisenbraun, LeRoy.....1952
 Elder, Len.....1958
 Eliceche, Joe.....1935
 Elipulos, Pete.....1966-67
 Ellard, Henry.....1979-80-81-82
 Emerzian, Larry.....1952
 Emerzian, T.....1923
 Engstrom, Del.....1975-76
 Enloe, Ralph.....1921
 Enlow, Bob.....1952
 Erdman, Jack.....1968-69
 Escola, Al.....1944
 Espinoza, Bob.....1964
 Etheridge, Bill.....1951
 Evans, Sonny.....1992-93
 Evans, Tony.....1989
 Everette, Jerry.....1979-80
 Ewers, S.....1921
 Ewing, Dave.....1988-89

F
 Fairman, Jaron.....2003-04-05
 Fallor, Carl.....1949-50
 Fanucchi, Ledio.....1951-52-53
 Farmer, Charles.....1954
 Faria, Joe.....1921
 Faris, Jan.....1962-63
 Farotte, Greg.....1978
 Farris, Don.....1952
 Faunt, LeRoy, Lynn.....1979-80
 Fauchtmeyer, Ted.....1929-30-31
 Fellows, Jack.....1942-46
 Ferguson, Dave.....1987
 Ferguson, Joe.....1990-91-92
 Fernandez, Joe.....2003-04-05
 Feuerbach, Mark.....1976-77
 Fields, Randall.....2002
 Figueroa, Fred.....1966-67
 Filice, Jerry.....1975-76
 Filkins, Walt.....1974-75
 Finche, Gary.....1967-68



Brad Bell

fresno state bulldogs LETTERWINNERS

Finley, Bernard 1995-96-97
 Finley, I. 1930
 Fink, Dennis 1975
 Finnerty, Sean 2002-03-04
 Fisch, George 1951-52-53
 Fischel, Brad 1968
 Fischer, Gordon 1937-38
 Fischer, Jack 1970-71
 Fisher, Anthony 1986
 Fisher, Matt 1999-00
 Fister, Larry 1976-77
 Flannagan, Tom 1969-70
 Fletcher, Lafayette 1983
 Flores, Mike 1967-68
 Focke, Ben 1997-98
 Focke, John 1967
 Foell, Judd 1988-89-90-91
 Foersch, Ken 1995-96-97-98
 Fogelstrom, Larry 1963
 Folland, Brian 1986-87
 Fontenot, Therian 2001-02-03-04
 Ford, DeMarco 1995-96
 Ford, Gene 1934
 Forrest, Mike 1981-82-83
 Fortenberry, Bill 1965-66
 Fortier, Warren 1994-95-96-97
 Foster, Arthur 1921
 Foster, Forest 1923-24
 Fountain, Garnett 1987-88
 Foust, Mike 1988-89
 Fox, Eric 1981-82
 Fox, Vernon 1998-99-00-01
 Francis, Karl 1970
 Franke, Ervin 1933
 Franklin, Derrick 1982-83
 Franklin, Jethro 1986-87
 Franklin, Steve 1976-77
 Frazier, Curtis 1965-66
 Frazier, George 1993
 Freeman, Mike 1966-67
 Fritzer, Rip 1982-83
 Friedman, Frank 1930-31
 Frost, Bob 1978-79
 Frye, Bob 1980-81
 Frye, Dennis 1975-76
 Fugman, Jim 1963-64
 Fuller, James 1993
 Furguson, F. 1928
 Futrell, Louie 1942



Cliff Hannemann

Glass, Isaac 1972-73
 Glazebrook, Bob 1976-77
 Gleason, Kenneth 1935-36
 Glenn, Walter 1929-30-31-32
 Glover, Clyde 1982-83
 Goff, Cecil 1973-74
 Goishi, Frank 1954
 Gonzales, Pedro 1930-31-32
 Gooch, Keith 1978-80
 Goodman, Kyle 2002-03-04-05
 Goodwin, Alan 2003-04-05
 Goree, John 1921
 Goslin, John 1989-90
 Goss, Bob 1944
 Grady, Jeff 1999-00-02-03
 Graham, H. 1924
 Graves, Melvin 1980
 Grayson, Tyrell 1997-98-99
 Grayson, David 1983-84-85-86
 Grazier, Greg 1980-81
 Greco, Alec 2000-01-02-03
 Greely, John 1921
 Green, Kenny 1978
 Green, Woody 1994-95
 Greenamyer, Jim 1956
 Greenly, Ken 1974-75
 Greenwood, Sylvester 1965-66
 Greer, Brian 1985-86-87-88
 Gregory, Gordon 1941
 Gregory, Jack 1965-66
 Gregory, Pat 1959
 Gribble, R. 1927
 Griever, Bill 1979-80-81-82
 Griffen, Bill 1966-67
 Griffin, Courtney 1987-88-89-90
 Griffin, Dick 1928
 Griffin, Dirk 1949-50
 Griggs, Andre 1994-95
 Grigsby, Donn 1979
 Grill, Alvine 1928
 Grove, Barry 1984-85
 Guerra, Michael 1992
 Guida, Louis 1959
 Guinn, Ken 1958
 Guizar, Efrain 1997-98
 Gusbeth, Jack 1983-84
 Gustafson, Melvin 1945
 Gustafson, Tom 1954

H
 Hackett, Tom 1956
 Hall, Cory 1995-96-97-98
 Hall, Kenny 1991
 Hallen, George 1941
 Hamilton, Franky 1976-77
 Hammond, Ralph 1927-28
 Hamm, Herman 1950-51-52
 Hamp, Herman 1963
 Hampton, Terrance 2000
 Han, Dan 1992-93-94-95
 Handley, Dick 1942-46
 Haney, Don 1952
 Hanna, Jeff 1997-98-99
 Hanna, Wilson 1946-47-48

Hanner, Delmar 1947-48-49
 Hannemann, Cliff 1982-83-85-86
 Hanner, Sparky 1951-52-54
 Hansen, Gene 1969-70
 Hanson, Craig 1976
 Hanson, Robert 1937-38-39
 Hanson, Rudy 1928-29
 Harbour, Dave 1974
 Hardaway, Tony 1989-90
 Harding, Russell 1997-98-00
 Hardwick, Jesse 1989-90-91-92
 Harper, Alan 1998-99-00-01
 Harper, Ian 1999
 Harrington, Grant 1999-00-01
 Harris, Atnaf 1998-99
 Harris, Carl Ray 1969-70
 Harris, John 1976-77
 Harris, Lee 1990-92-93
 Harris, Mike 1971-72-73
 Harris, Robert 1967-68
 Harris, Tony 1985-86-87-88
 Harrison, Gary 1955
 Hartmann, Rus 1990-91-92-93
 Harvey, Bill 1956
 Haryung, Josh 1983-84-85
 Hastings 1922
 Hatfield, R. 1923
 Hawkins, Del 2001-02-03
 Hawkins, Jay 1970
 Hawkins, John 1935-36
 Hayes, Gary 1976-77-78-79
 Haynes, Randy 1991
 Haynes, Willard 1934-35
 Hays, Jack 1979-80
 Hedgpech, Joel 1959
 Heeb, Paul 1936-37-38
 Hefflin, Cliff 1935
 Heier, Brad 1984-86
 Helman, Ron 1966-67
 Heller, Jim 1981-82
 Henderson, Howard 1942
 Henderson, Uhlam 1924-25
 Henderson, Wayne 1936
 Henderson, Wyatt 1977-78
 Hendsch, Charles 1923-24-25-26
 Henry, Wil 1990
 Henson, Richard 1982-83-84
 Herbst, Ed 1928
 Hernandez, Dave 1948
 Hernandez, Gary 1975-76
 Hicklin, Damon 1996-97
 Hightower, Rick 1972
 Hill, Cortez 1975-76
 Hirayama, Fibber 1949-50-51
 Hoffart, Mark 1975
 Hoffman, Bob 1942-46-67
 Hoffman, Stanley 1924
 Holbrook, Granville 1935-36-37
 Holcombe, Larry 1955
 Hollis, Jeff 1973
 Holloway, Blair 1987-88
 Holly, Antoine 1987-88-89
 Holly, Terrence 1988
 Holmes, Carl 1997-98
 Holmes, Ryan 1994-95-96-97
 Holstein, G. 1926-27-28
 Holworthy, Craig 1972-73
 Hooks, Charles 1949-50
 Hooks, Delmo 1978-79
 Horn, Jim 1948
 Horn, Stu 1965-66
 Hornbuckle, Desmond 1938-39
 Horner, Jack 1930-31
 Horner, Jack 1933
 Houck, Jim 1957
 Householder, Guy 1933-34-35
 Householder, Harold 1959
 Houser, Gerald 1961
 Houston, Fred 1951-54
 Houston, Steve 1980-81
 Howard, Willie 1988
 Hoyt, Bob 1948
 Hubbard, Mike 1983-84
 Hudson, Blake 1983-84
 Hudson, Ronald 1967-68-69
 Huesca, Augie 1954
 Huff, Orlando 1999-00
 Hughes, Carl 1989-90
 Hume, Bill 1953
 Humphrey, Owen 1950
 Humphreys 1922-23
 Humphreys, Vernon 1939-40-41-42
 Hunkins, Byron 1921
 Hunkins, Wilfred 1921-22

Hunt, Ervin 1967-68-69
 Huntington, Roger 1971-72
 Huss, Jason 2005

I
 Iacobellis, Sam 1948-49-50-51
 Imrie, Jay 1976-77
 Inderbieten, Bob 1967-68
 Inglehart, John 1970-71
 Iracheta, Jaime 1999
 Ireland, Thomas 1986-87
 Irola, John 1938-39-40
 Itskoff, Ron 1961-62
 Ivory, Michael 1992-93
 Iwasaki, Larry 1960

J
 Jackson, Barry 1978
 Jackson, Bryce 1997
 Jackson, Keland 1990-91
 Jackson, Marilyn 1994-95-96-97
 Jackson, Michael 1974-75
 Jackson, Seandale 1996-97-98-99
 Jackson, Tony 1976-77
 Jacobsen, Charles 1933-34
 Jacobsen, David 1988
 Jacoby, Steve 1971
 James, Darryl 1986-87
 James, Jason 1991-92-93-94
 Jamison, Jermaine 2002-03-04-05
 Jelmini, Rick 1975-76
 Jenkins, Damon 2005
 Jenkins, Pete 1989-91
 Jenkins, Ron 1986-87
 Jennings, Adam 2002-03-04-05
 Jensen, C. 1929
 Jensen, Neil 1944
 Jensen, Paulmer 1934-35
 Jensen, Walt 1968-69
 Jimmerson, Joe 1982-83
 Jergensen, G. 1929
 Johnson, Arthur 1933-36
 Johnson, Bob 1965-66
 Johnson, Craig 1975-76
 Johnson, Dan 1973-75
 Johnson, David 1978-79-80
 Johnson, Jeff 1974-75
 Johnson, Jeremy 2000-01
 Johnson, John 1934
 Johnson, Johnny 1992-93
 Johnson, Justin 1997-98-99-01
 Johnson, Kevin 1979-80-81-82
 Johnson, Melvin 1989-90-91
 Johnson, Steve 1979-80
 Johnson, Tex 1950
 Joiner, David 1978
 Jones, Andrew 1995-96-97
 Jones, Bobby 1956
 Jones, Charlie 1992-93-94-95
 Jones, Craig 1987-88
 Jones, Dave 1968-69
 Jones, Dean 1976-77
 Jones, Everard 1936-37

Jones, Frank 1990-91
 Jones, Howard 1982-83
 Jones, Jamal 2001-02-03-04
 Jones, Kevin 1981-82
 Jones, Lance 1954
 Jones, Myron 1988-89
 Jones, Terrance 1997
 Jones, Tommy 1992-93
 Jordan, Kevin 1997-99-00
 Jordan, Ronald 1938
 Jorde, Jake 2005
 Jorgensen, Ernie 1934-35-36
 Jury, Jerry 1947

K
 Kaaekuaihiwi, Kepa 1980-82
 Kaiser, Ed 1962-63-64
 Kaiser, Gary 1979-80
 Karraker, Russell 1980-81-82
 Kaufman, Marty 1930-31-32-33
 Kazanjian, John 1921-22-23
 Kazarian, Bryan 1985-86
 Keith, Doyle 1962-63-64
 Kelley, Jack 1942-45-46
 Kellner, Sam 1933-34-35
 Kelly, Roark 1984-85
 Kendrick, Bill 1961
 Keran, Dennis 1971
 Kerby, Frank 1966-67
 Kerchoff, Alan 1956
 Keyan, Charles 1947
 Keyes, Everett 1930
 Keyes, R. 1922-23
 Kezirian, Bob 1941
 Kezerian, Robin 2005
 Kierstine, Gordon 1944
 Kimbrough, Jaime 1995-96-97-98
 King, Don 1950-51
 Kish, George 1941
 Kliever, A. 1925-26-27
 Knight, Jack 1962
 Knocke, Bill 1963
 Kobdich, Josh 1997-98
 Koenig, Todd 1993-94-95-96
 Komin, Michael 1973-74
 Kraft, Rod 1973-74
 Kraft, Warren 1948-49
 Kroll, Erick 1990-91-92-93
 Kross, James 1963
 Krum, Bill 1935
 Krzywicki, Ed 1976
 Kuhn, Jim 1959
 Kurti, Willard 1925-26-27

L
 Lacey, Chris 1992
 Laffitte, Dion 1994
 Lagana, Tony 1976-77
 Laisne, Eugene 1954
 Laffitte, Terry 1984-85
 Lambert, Ted 1970-71
 Lamour, Jean 1941-42-46
 Lane, Ahijah 2004-05
 Lane, Calvin 1974-75
 Lango, Pete 1958
 Langhaim, Ray 1987-88
 Lanham, Steve 1984
 Laramie, Darryl 1983
 Larsen, Bill 1958
 Larson, Roy 1921
 Lasho, Brian 1989-90
 Latimer, Marshall 1933-34-36
 Laughlin, Bill 1962
 Laughlin, Ray 1987-88
 Lawless, Albert 1937-38-39
 Lemon, Jerry 1996-97-98
 Leonard, Chris 1985-86
 Leonard, Louis 2003-04-05
 Lepora, Bobby 2005
 Lerma, Dave 1984-85
 LeRoeuf, Steve 1973
 Levi, Josh 1999-00-01
 Lewis, Derman 1958



Jason James



fresno state bulldogs LETTERWINNERS

Lewis, Fred.....1963-64
 Lewis, James.....1982-84
 Lewis, Joe.....1929-30-31-32
 Lewis, Tim.....1988-89
 Limbrick, Anthony..1997-98-99-01
 Limbrick, Tony.....1972
 Line, Bob.....1954
 Lingenfelter, Craig.....1998
 Lingua, Mike.....2003-04
 Lishok, Ed.....1977-78
 Lisle, Chappy.....1951-52-53
 Little, Joey.....1983-84
 Lockhart, Thabiti.....1998-99-00
 Lockwood, Jerry.....1982-83-84
 Loftin, Carlye.....1924-25-27
 Lofton, Jim.....1954
 Long, James.....1962-63-64
 Long, Ken.....1965-66
 Loop, Steve.....1988-89
 Losch, A.....1923
 Love, Chris.....1994-95-96
 Lovely, Ken.....1979-80
 Loverin, Bud.....1948-49
 Lovering, Greg.....1984-85
 Lowe, LeRoy.....1951
 Lowe, Rich.....1965-66
 Lozito, Jeff.....1984
 Lubinsky, Drew.....2005
 Lueder, Carl.....1946
 Luginbill, Jeremy.....1997-98
 Luis, Larry.....1972
 Lujan, Fil.....1988-89
 Luna, Ray.....1973-74
 Lynch, J.....1922-23
 Lynds, Greg.....1982
 Lyssand, Johan.....1994-95-96-97

M
 MacQuiddy, Everett.....1931
 Machado, Patrick.....1997-98
 Mack, Carlos.....1998
 Madden, Lloyd.....1967-68-69
 Mahanke, Eric.....1998
 Mahdi, Saleem.....1998-99
 Mahoney, Derek.....1990-91-92-93
 Major, Louie.....1994-95
 Malavasi, Bryce.....1982-83-84-85
 Malcolm, Brian.....1992-93-94-95
 Maloney, Earl.....1934-35
 Mancini, Mike.....1983-84-85
 Mankins, Logan.....2001-02-04
 Mann, Eddie.....2003
 Mann, Ralph.....1949
 Marsh, Aaron.....1996-97
 Marsh, Dante.....1998-99-00
 Marshall, Richard.....2003-04-05
 Martin, Bob.....1969
 Martin, Bob.....1979
 Martin, Darrel.....1987-88-89
 Martin, Eric.....1988-89
 Martin, John.....1983-84
 Martin, Pervi.....1970-72
 Martin, Rick.....1978-79
 Martin, Tommy.....1977
 Martz, Mike.....1972
 Maselli, Mike.....1977
 Masich, Nick.....1961
 Masini, Micky.....1942-46
 Masini, Leonard.....1941
 Mason, Curtis.....1976
 Mason, Kevin.....1984-85
 Mathieson, Sim.....1929-30
 Mathis, Wendell.....2004-05
 Mattox, Jack.....1957-60
 Matulich, John.....1937-40
 Maxwell, Earl.....1945
 Mayhew, Dick.....1947
 Mays, Vincent.....2003-04-05
 McAfee.....1923
 McCall, Tom.....1967-68
 McCauley, Marcus.....2003-04-05
 McClenaghan, Jerry.....1966
 McClurg, Frank.....1936-37-38-39
 McClurg, Mike.....1972-73
 McClurg, Pat.....1974-75
 McConnell, C.....1922
 McConnell, Mike.....1971
 McCoy, Keith.....1987
 McCrery, Dave.....1981-82
 McCulley, Ron.....1955
 McCutchen, Chuck.....1987-88
 McDermott, Jermaine.....2000-01
 McDonald, Devyn.....2004-05



Bryce McGill

McDowell, Adam.....2005
 McFall, Wally.....1954
 McGill, Bryce.....2000-01-02-03
 McIntyre, Garrett..2002-03-04-05
 McKersie, Gerald.....1931
 McKersie, H.....1924
 McKinley, Ryan.....2005
 McKinney, Jessie.....1980
 McKnight, Matt.....1981-82
 McLean, Ben.....1984
 McNair, Glen.....1978-80
 McNair, Howard.....1981-82-83
 McNeil.....1922
 McNeil, Leonard.....1967
 McNaughton, Mark.....1978-79
 McWilliams, Wes.....1959
 Mdivani, Mike.....1966
 Meadows, Garney.....1970
 Means, Kelvin.....1989-90-91
 Mechem, Mac.....1960
 Medlock, Phil.....1982-84
 Meese, Bill.....1950
 Mehas, Peter.....1961
 Mejias, Bob.....1970
 Mejico, Sal.....1991-92-93-94
 Melton, Ron.....1963-64
 Mendes, Mike.....1972
 Mendonca, Chris.....1983
 Mendoza, Mike.....1975
 Meras, Danius.....1988-89-90
 Merritt, John.....1933
 Messer, Dale.....1958-59-60
 Messick, Adam.....2005
 Mestjian, Harry.....1971-72
 Meyers, Ira.....1939-40
 Meza, Dee.....2000-01-02-03
 Michael, Rodney.....1999-00-01-02
 Micheli, Keith.....1978
 Mickelwait, Dale.....1940
 Miller, Harry.....1964
 Miller, Larry.....1971-73
 Mills, Frank.....1990-91-92-93
 Mills, Kenneth.....1944-45
 Mince, Michael.....1978
 Minnatee, Greg.....1996
 Minor, Curtis.....1976-77
 Mitchell, Dennis.....1983-84
 Mitchell, Edward.....1924-26-27
 Mitchell, Emory.....1946
 Mitchell, Jim.....1973-74
 Mitchell, Millard.....1945-46-47-49
 Mitchell, William.....1937-38-39
 Modes, Mark.....1976
 Modre, Scott.....1978
 Moffitt, Mike.....1985
 Molale, Brandon.....1993-94
 Molich, James.....1940-41-42
 Monga, Jon.....2005
 Mongelli, Sam.....1944
 Montgomery, Bill.....1947-48-49
 Moody, Darrell.....1957
 Moore, Ralph.....1928
 Mooshagian, Steve.....1980-81
 Moran, Charles.....1944-45-47-48
 Moran, Chuck.....1949
 Morgan, Rick.....1988-89

Morgan, Wes.....1969
 Morris, Brian.....2001-03-04
 Morris, Grover.....1962
 Morris, Rex.....1934
 Morris, Rollin.....1937-38
 Morrisette, Ron.....1993
 Morse, John.....1948-49-50
 Moses, Akka-Ar.....1996-98-99
 Mosher, Clinton.....1925-28
 Mosier, Fred.....1954
 Mosley, Anthony.....1985-86
 Mossman, Gary.....1960
 Moulton, Denny.....1966-67
 Moyer, Doc.....1995-96-97-98
 Mueller, Scott.....1993-94-95-96
 Muhammad, Mustafah J. 1995-96
 Mulkey, Jack.....1938-39-40
 Mullins, John.....1962
 Munson, Lee.....1969-70-71
 Murasky, Ken.....1967
 Murphy, Bill.....1963
 Murphy, Kevin.....1999-00-01-02
 Murphy, William.....1956
 Murray, Morgan.....1972-74
 Murray, Richard.....1961
 Murray, Shawn.....1990
 Muskic, Bill.....1961
 Musser, Scott.....1988
 Mustachio, Sal.....1946
 Myers, Bob.....1950
 Myers, Bud.....1941

N
 Nagel, Richard.....1958
 Najarian, Elbert.....1964
 Napier, Walt.....1955
 Nation, Tom.....1973-74
 Neak, Dick.....1958
 Neal, Lorenzo.....1990-91-92
 Neal, Lumumba.....1995
 Neeley, Terry.....1983
 Negrete, Jeff.....1983-84
 Neikirk, Daren.....1944-45
 Neilson, L.....1921
 Nelson, Allen.....1930
 Nelson, Don.....1961
 Nero, O'Shea.....1994-95-96
 Ness, Engvald.....1930-31
 Neville, Tom.....1982-83-84
 Newton, Ray.....1967-69-71
 Nicely, Pete.....1954
 Nicholas, Alan.....1996-99
 Nichols, Byron.....1985-86
 Nicolopoulos, Craig.....1980-81
 Niehaus, Bob.....1973
 Nielson, Paul.....1954
 Nimmo, Gerald.....1961
 Niswander, Horace 1929-30-31-32
 Nobles, Robert.....1987-88
 Nolte, Ernie.....1966
 Noroian, Harry.....1973
 Norton, James.....1935
 Nottoli, Jim.....1983-84
 Novacek, Bump.....1989
 Nowell, Donald.....1957



Lorenzo Neal

Nua, Barry.....1980-81
 Nunn, Anthony.....1984-85-86
 Nunnery, Robert.....1984

O
 Oberparleiter, Lance.....1988-89
 O'Brien, Fran.....1981-82
 O'Doherty, Mike.....1978-79
 O'Doherty, Tim.....1978
 O'Leary, John.....1977-78
 O'Leary, John.....1986-87
 Oliver, Earl.....1989-90-91-92
 Oliver, Jerome.....1994-95
 Olivo, Bill.....1976-77
 Ollis, Morell.....1995-96
 Olsen, G.....1925
 Olson, Lyle.....1958
 Olson, Mark.....1985-86
 Omata, George.....1961
 Osborn, Tim.....1999-00-01
 Osmundson, Gary..1993-94-95-96
 Ovatt, Joe.....1951
 Owens, Bob.....1958
 Owens, Levi.....1963-64
 Owens, T.J.....1960

P
 Pace, Mike.....1988
 Pacheco, Chris.....1984-85
 Pacheco, Richard.....2005
 Padilla, Bob.....1958
 Paige, Stephone.....1981-82
 Paine, Kent.....1981-82
 Pakola, Lee.....1995
 Palercio, Mike.....1947
 Palmer, George.....1957
 Palmo, Vincent.....1947-49
 Palumbo, Pat.....1978-79
 Parnagian, Grant.....1996-97
 Panish, Brian.....1977-78
 Panzram, Ken.....1952
 Papac, Louis.....1945
 Papac, Nick.....1960
 Papazian, Ron.....1993-94
 Papendorf, Bill.....1951-52-56
 Parker, Fred.....1968-70
 Parker, Ron.....1973
 Parkinson, Tod.....1973-74
 Pascoe, Bear.....2005
 Pattee, Jack.....1942
 Patterson, Ray.....1940
 Patton, Mark.....1982-83
 Paulstine, John.....1925
 Pearson, James.....1937-38
 Pellandini, Billy.....1979
 Pelti, Bill.....1946-47
 Peracchi, Jeff.....1988-89
 Pereira, John.....1944
 Perry, Malchijah.....1996
 Perry, Rocky.....1976-77
 Peters, Chris.....1989-90-92-93
 Peters, Fred.....1950-51-52
 Petersen, George.....1984-85
 Peterson, Mel.....1946
 Peterson, Simon.....1976-77
 Petrucci, Vince.....1976-77-78
 Pett, Dave.....1935-36
 Pflug, Paul.....1985-86
 Pharis, Howard.....1932-33-34
 Piligian, Chris.....2005
 Phillips, Benny.....1944-45
 Phillips, Herbie.....1970-71
 Philpott, Dean.....1954-55-56-57
 Pickens, Dwight.....1988-89
 Pickford, Pat.....1970-71
 Pierce, Billy.....1979
 Pierce, Billy Jack.....1998-99
 Pierce, Rex.....1981
 Pierson, Don.....1956
 Pinegar, Paul.....2002-03-04-05
 Pittman, Mike.....1993-95-96-97
 Pitts, Julius.....1985
 Pitts, Terry.....1964-66
 Platt, Chuck.....1975-76
 Playle, Phil.....1964
 Plummer, Pat.....1971-72
 Plump, Dave.....1964
 Pointer, Anton.....1980-81
 Polak, John.....1973
 Polk, Ken.....1977-78
 Pollock, Brent.....1987-89
 Poole, Ernest.....1938-39-40
 Pope, Marquez.....1988-89-90-91

Popelar, Louis.....1960
 Popovich, Cole.....2005
 Porter, Brian.....1991-92
 Porter, Neil.....1976-78
 Portesi, Paul.....1986-87
 Posey, Tom.....1975-76
 Potasi, Johnny.....1999
 Pouono, Manoa.....2003-04
 Pratt, Antonio.....1994-95-96-97
 Pratt, Mike.....1959
 Preisendorf, Darin.....1993
 Prentice, Burt.....1990
 Probst, Jake.....1997-98-00-01
 Psetz, John.....1978
 Puahi, Radford.....1985

Q
 Qualls, Orrin.....1928-29

R
 Rachal, Latario.....1994
 Raco, Fred.....1959
 Rademann, Jim.....1987-88
 Radka, Al.....1937-38-39
 Ragsdale, George.....1960
 Raine, Bill.....1951-52-53
 Rainey, Danny.....1981
 Ramsey, Greg.....1983-84-85-86
 Rancatore, Joe.....1952
 Rankin, Tex.....1955
 Ratcliffe, Bruce.....1980
 Ratliff, Troy.....1959
 Ratliffe, Charles.....1959
 Ratzlaff, Les.....1950-51
 Rausch, Joe.....1978-79
 Ray, Nathan.....2001-02-03-04
 Redmond, Granville.....1977-78-80
 Redwood, Eric.....1982-83
 Reed, Benson.....1972-73
 Reid, Duncan.....2001-02-03-04
 Reid, Manson.....1934-35-36
 Reinhardt, Walt.....1954
 Remington, Ron.....1967-68
 Reneau, Demorieux.....2001-02
 Renfro, Roy.....1939-40-41
 Renna, J.....1928
 Renne, Mike.....1976-77
 Reynold, Willy.....1983
 Reynolds, Larry.....1964
 Rhead, Ray.....1950-51-52
 Rice, F.....1922-25-26
 Rice, Jim.....1963-64
 Rice, Keith.....1968
 Rice, Roy.....1929
 Richard, Kyle.....2005
 Richardson, Jeff.....1970
 Ricketts, Mike.....1957
 Riggert, Glenn.....1961
 Riggins, Lester.....1949-50
 Riley, Marcus.....2004-05
 Rinehart, Chris.....1986-87
 Rippetrop, Bob.....1977-78
 Rissentrop, Ray.....1974-75
 Rivera, James.....1986-87
 Rivera, Matt.....2002-03-04-05
 Rivers, Ron.....1991-92-93
 Rix, Zack.....1989-90-91-92
 Roberson, Brian.....1993-94-95-96
 Roberts, Jeff.....1995-96-97-98
 Roberts, Steve.....1970
 Robertson, Bill.....1941
 Robinson, Bill.....1946-47
 Robinson, Bryan.....1995-96
 Robinson, Dan.....1965-66-67
 Robinson, Gerald.....1988
 Robinson, Lloyd.....1972
 Robinson, Price.....1921
 Robinson, Willy.....1976-77
 Robledo, Henry.....1963
 Rockwell, Chris.....1991-92-93-94
 Rodriguez, Maurice.....2000-01
 Rodriguez, Steve.....1964
 Rogers, Dan.....1983
 Rogers, Darryl.....1956
 Rogers, Tracy.....1987-88
 Rohrke, Richard.....1960
 Romero, Gabe.....1990-91-92
 Rosellini, Reno.....1935-37
 Rosenfield, Taylor.....1975
 Rosette, Darrell.....1988
 Ross, Jeremiah.....1996-97-98
 Ross, Michael.....1991-92-94
 Roth, Blaine.....1974-75

Rouch, Melvin 1938-39-40
Rowe, Brian 1990-91-92
Rudy, Norman 1944
Ruffin, Dwayne 2003
Ruggeroli, Nick 1987-88-89-90
Ruhl, Jim 1955
Ruschhaupt, Bud 1971
Russell, James 1924-25-26-27
Russell, Todd 1983-84
Russo, Joe 1964
Ryan, Mike 1950
Ryan, Mike 1978-79
Ryan, Stan 1922
Ryerson, Rich 1958

S
Saafir, Rasheed 1998-99
Salazar, Ralph 1964
Salazar, Vince 1982-83-84-85
Sams, Tierre 1998-99-00-01
Samuel, James 1938
Sanchez, Manuel 2003-04-05
Sanders, Claude 2001-02-03-04
Sanders, James 2002-03-04
Sandifer, Gary 1963
Sandifer, Johnnie 1980-81-82
Sargeant, Shatony 1993-94-95-96
Sarkissian, Marty 1978
Satele, Fai 2002-03-04
Satou, Frank 1996
Savage, Jared 1995-96
Savage, Mike 1983-84-85-86
Saylor, Ken 1951
Sbragia, Rod 1985
Scambray, Mark 1982-83-84-85
Scambray, Scott 1979-80
Scanlan, Malama 1996
Schaeffer, Steve 1977
Scheidt, Gerald 1963-64
Schey, Joe 1999-00-01-02
Schlect, Albert 1940
Schleimbaum, Walt 1933-34-35
Schodde, Allen 1989-90-91
Schroeder, Rex 1942-46
Schultz, Emil 1934-35
Schwabland, Jim 1949-50
Scott 1922
Scott, Billy 1991-92
Scott, Malcolm 1984
Scott, Rusty 1985
Scritchfield, Elmer 1958
Scruggs, Calvin 1984
Scully, Steve 1978-79
Seabron, Malcolm 1990-91-92-93
Seagle, Brad 1990-91
Seiferling, Jack 1946
Seifert, Mel 1934-35
Sellers 1927
Sellers, Hal 1957
Sensenbaugh, Terry 1972
Serfas, Nick 1991-92
Serowik, Bob 1971-72
Serpa, A. 1922
Setencich, Lyle 1967
Sexton, John 1968-69-70
Sgantas, Vince 1977-79
Shabaglian, David 1997-00-01
Shack, Dartagnon 2002-03-04-05
Shafer, Glenn 1945
Shafer, Don 1942
Shah, Naim 1989
Shanley, Larry 1969-70
Shearn, Chuck 1976-77
Shearn, Steve 1976-77
Shelley, Phillip 1991-92
Shelley, Stephen 1988-89
Shelton, David 1988-89
Shepherd, Nakawa 1992-93-94
Sheridan, Charles 1958
Sherley, Josh 2003-04-05
Sherman, Ray 1971-72
Shehtanian, Harry 1929-31
Shimmin, Homer 1933
Shiflet, V. 1924
Shipp, Chris 1979-81
Shirley, Jason 2004-05
Shon, Derek 1985
Showalter, Chris 1995
Shropshire, Joe 1945
Shugart, Craig 1983
Siefert, Bruce 1962
Silva, Mike 1979-80
Silverman, Maurice 1924

Simmons, Elgin 2004-05
Simonian, Greg 1979-80
Simpson, Bob 1982-83
Simpson, Jason 2000-01-02
Sims, Ron 1986-87
Skidmore, Jeff 1986-87-88
Skipper, Kelly 1985-86-87-88
Skipper, Tim 1997-98-99-00
Stocko, Jeff 1977
Slagle, Mike 1962
Slater, Ray 1958
Slaton, Kent 1979
Slattery, Dean 1980
Slovakoff, Luke 2000
Sloan, Alvin 1979-80
Smith 1922-23
Smith, Art 1925-26-27-28
Smith, Brock 1986-87
Smith, Charles 1998-99-00-01
Smith, Clifton 2004-05
Smith, Earl 1947
Smith, F. 1927
Smith, Gene 1992-93-94-95
Smith, Jack 1926-28-29
Smith, Jim 1964
Smith, Rich 1977-78
Smith, Roy 1931
Smith, Roger 1963
Smith, Tim 1974-75
Smith, Walt 1934-35
Smithson, Wayne 1958
Smoot, Tim 1990
Smotherman, Tom 1975-76
Snider, Leon 1955
Soinila, Olavi 1934-35
Sommer, Steve 1968-69
Sommers, Fred 1951
Sommers, Tom 1962-63
Spotelo, Johnny 2003
Spach, Stephen 2001-02-03-04
Spangler, Dave 1958
Spencer, Kevin 1975-76
Spivey, Tom 1933-34
Sprague, Larry 1973
Stabbins, Oen 1938
Stahl, John 1967-68
Stackhouse, Steve 1977-78
Stanley, Darrell 1951-55
Stanley, Vance 1958
Stannard, Rick 1976-77
Steevens, John 1982-83
Steevens, J. 1927
Steinborn, John 1956
Steinhauer, Lester 1934-35-36-40
Stevens, Ed 1956
Stevens, Greg 1979-80
Stevenson, Bobby 1981-82
Stevenson, Matt 2002
Stewart, Dave 1991
Stewart, Jason 1999-00-01-02
Stewart, Jim 1964
Stewart, Leonard 1948-49-50
Stewart, Michael 1985-86
Stitzer, Clint 2005
Stockton, Dan 1961
Stoddard, Bert 1937-38
Stoddard, Dick 1977
Stoetzl, Luis 1970-71
Stone, Bob 1969
Storlee, Lee 1954
Stoutmire, Omar 1993-94-95-96
Stovall, Mike 1998-99-00-01
Stubblefield, Curtis 1988
Stubblefield, Rod 1951-52-53
Sturgill, Ray 1936-37-38
Suglian, Gene 1968-69
Sumlin, Bryson 2002-03-04-05
Summers, Harry 1936
Svensson, Kenth 1969
Sweeney, Kevin 1983-84-85-86
Swenning, Jeff 1986-87-88
Sykes, G. 1929

T
Taifane, Victor 2001-02
Tanuvasa, Erick 1989-90
Taoutouvas, Mike 1975
Tapia, Jesus 2005
Tarr, Mike 1984-85
Tatum, Leevel 1983-84
Taylor, Asa 2000-02
Taylor, Gary 1961
Taylor, Gene 1985-86



Bryson Sumlin

Taylor, Kevin 1981
Taylor, L.C. 1956
Taylor, Roy 1945
Taylor, Steve 1970-71-72
Tedford, Jeff 1981-82
Telford, Dave 1987-88
Telonicher, Fred 1922-23-25
Telonicher, George 1927-28-29
Terry, James 1979
Terry, Lester 1939-40-41
Tesone, Peter 1938
Theile, Chuck 1969
Thiesen, Jeff 1988-89-90-91
Thomas, Adarryll 1993
Thomas, Lance 1991
Thomas, Lance 1993-94
Thomas, Lavale 1982-83-84-85
Thompson, Marty 1989-90-91-92
Thompson, Scott 1995-96-97-98
Thornton, Curt 1989-90
Tibbs, Mark 1941
Tillman, James 1999
Tipton, Duane 1960
Todd, Jack 1934
Tolbert, Charles 2004-05
Tolbert, Chris 1991-92-93-94
Tolbert, Otis 1980-81-82-83
Tomasini, Brad 1962
Torigian, Armen 1994-95
Torosian, Atomic 1969-71
Torosian, Ted 1978-79-80-81
Torrresdal, Brock 1998-99
Toscano, Sergio 1979-80-81-82
Totten, Jon 1978
Toy, Charles 1948-49-50
Traber 1922
Trejo, Dan 1984
Tripp, Dennis 1972-73
Tronowsky, Otto 1935
Truschel, Jeff 1986-87-88
Tucker, Anthony 1996-97-98
Tucker, Kent 1980-81
Tucker, Rick 1976-77
Tunget, Brant 1977-78
Tupuivao, Rowen 1978
Turner, Joe 1997-98
Turner, John 1986-87
Turner, Stan 1973-74
Turner, Troy 1997-98
Tuttle, Fred 1962
Tu'ua, Fitu 2000-01-02

U
Unrein, Don 1973-74

V
Valana, Sam 1977-78
Valarello, Frank 1945
Valdepena, Hector 1988-89-90
Valek, Vincent 1940-41
Valentine, Wendell 1991-92
Vance, Steve 1974-75
Van Galder, Bob 1960
Van Galder, Dick 1963
Van Groningen, Tom 1951
Van Landingham, Sherril 1940-41

Van Osdell, Bill 1933-34
Van Zant, John 1957
Vartanian, Al 1931
Vasquez, Henry 1956
Vaszuez, John 1956
Vasquez, Kevin 1978
Veeh, Dennis 1972-73
Vegas, Tony 1981-83
Venner, Ramsey 1998
Vershner, Foshon 2003-04-05
Verry, Steve 1970-71
Vial, Paul 1987-88-89
Vickers, Buddy 1966
Vickers, Fred 1968
Vietty, Dave 1970-71
Vincent, Matt 1994
Visintainer, Brett 2000-01-03-04
Volek, Billy 1996-97-98-99
Voth, Tom 1973-74
Vukazich, Alex 1958

W
Wade, Barney 1958
Wade, Tim 1972-73
Wagner, Ken 1948-49-50
Walden, Garry 1987
Walker, Ardis 1921
Walker, Michael 1985-86
Walker, Uda 1992-93
Wall, Ernie 1960
Walling 1922
Waltower, Dominique 1995
Warkentin, Paul 1963-64
Waroniecki, Daryl 1968-69
Ward, Derrick 1999-00
Ward, George 1961
Warren, Arthur 1992
Washington, Anthony 1980
Washington, Raymond
2002-03-04-05
Washington, Tim 1980-81
Waterman, W. 1922-23
Wathen, Richard 1973-74
Watson, Bryon 1972-73
Watson, Jessie 1998-99
Watson, Sam 1991-92-93
Wayte, Bill 1959
Weathers, Allen 1995-96
Weaver, Dave 1978
Weaver, Gary 1971-72
Weaver, Greg 1982-83
Weber, Ed 1945
Webster, John 1950
Webster, Rod 1984-85-86-87
Weiland, Leo 1930
Weiner, Mervyn 1938-39-40
Weinick, J. 1925-26-27
Welch, Tony 1967-68
Weldon, Clyde 1926-28
Weldon, John 1926-27-28
Wells, Rio 1993-94-95-96
Wendell, Ryan 2004-05
Wender, Jack 1974-75
Wesson, Vince 1982-84-85
West, Leon 1955
Westendorf, Bill 1977-78
Westphal, Dwayne 1972-73
Wetler, Burl 1942
Wetzel, Cliff 1964
Wheat, Harold 1947-48
Whitaker, Willard 1951-52-54
White, Al 1954
White, Blair 1930
White, Bill 1933
White, Dick 1929-30-31
White, Del 1975-76
White, Jeff 1988
White, Mike 1968-69
White, Russell 1926-27-28-29
White, Ricky 1989
White, Richard 1929
White, Skippy 1949-51-52
Whitfield, Anthony 1997-98
Whiteside, Michael 1980
Wicker, Paul 1963
Wight, Earl 1932
Wikstrom, Winslow 1933
Wilburn, Fred 1988-87
Wilcots, Stacey 1990-91
Wiley, Ron 1971-72
Wilkinson, Jay 1986-87
Williams, Anthony 1987-88
Williams, Chris 1991-92

Williams, Danny 1993-94-95
Williams, Dave 1983-84
Williams, Don 1983-84
Williams, Don 1983-84
Williams, Fred 1984
Williams, J.R. 1962
Williams, James 1973-74
Williams, James 1985-86
Williams, James D. 1986-88-89
Williams, Joe 1963
Williams, Jon 1994-95
Williams, Ken 1982-83
Williams, Mel 1980
Williams, Paul 2003-04-05
Williams, Payton 1996-97-98-99
Williams, Sam 1999-00-01-02
Williams, Wendell 1977-78-79-80
Williams, Willard 1944
Williamson, Greg 1985-86
Willis, Larry 1965-66
Willis, Larry 1983-84
Williston, Preston 1924-26
Willoughby, Larry 1951-52
Wiley, Bill 1965-66
Wiley, Dan 1964
Wilson, A. 1921-22
Wilson, Bob 1948-50
Wilson, Clarence 1988
Wilson, Ed 1966
Wilson, Fred 1985
Wilson, Harold 1928-30
Wilson, Jerry 1948-50-51
Wilson, Philip 1921
Wilson, Sam 1997-98
Wimbush, Mike 1959
Winans, Tydus 1991-92-93
Winblad 1923
Winder, Conley 1945
Winder, Don 1940
Winters, George 1948
Wipf, Wesley 1944-45
Wise, Bob 1979
Withycombe, Mike 1986-87
Wolfe, Jim 1946-47
Wolfgang, T.C. 1992-93-94-95
Woltz, Justin 2000-01-03
Wormack, Richard 1960
Wood, Mark 2002-03-04
Woodman, Joe 1931
Woodruff, Tony 1980-81
Woods, Kelly 1977-78
Woods, Steve 1977-78-80-81
Woodson, Henry 1970
Worrell, Cameron 2001-02
Worsham, Preston 1939-40
Wren, David 1969
Wright 1922
Wright, Amos 1930
Wright, Dwayne 2003
Wright, Rodney 1998-99-00-01
Woy, Bob 1979
Wurst, Curt 1972-73

Y
Yancy, Bill 1978
Yarborough, Walt 1964
Yasasile, Klare 1970
York, Ralph 1963
Yost, Tom 1946-47-49-50
Young 1923
Young, Andre 1977-78
Young, Calvin 1974-75
Young, Earl 1996
Young, Kyle 2003-04-05
Young, Roger 1966-67
Youngblood, Armin 1991-92
Your, Willie 1974-75
Yrigollen, Ron 1982

Z
Zack, Dave 1941
Zahnie, Sam 1942-46-47
Zankick, Dennis 1974-75
Zeigler, Herman 1947-48-49
Zemanek, Bob 1977-78-79-80
Zemli, Len 1962
Zimmerman, Don 1968
Zumbro, Tim 1975-76

RETIRED JERSEY NUMBERS

Five players in the 83-year history of Fresno State football have had their jersey numbers retired: Quarterback Trent Dilfer (No. 12), halfback Dale Messer (No. 21), placekicker Vince Petrucci (No. 14), split end Henry Ellard (No. 83) and quarterback Kevin Sweeney (No. 9).



12 TRENT DILFER

Dilfer is the most recent player to have had his number retired. He was honored because he led the Bulldogs to two of their most prestigious bowl games ever, the 1992 Freedom Bowl, a memorable 24-7 victory over USC, and the 1993 Aloha Bowl. He ranks fourth in school history in both passing yards with 7,631 and total offense with 7,785 yards. When he left school, he held single-season school records for passing yards (3,799) and touchdowns (30). At the time his 523 passing yards in the 1993 Freedom Bowl were the most ever by a quarterback in a bowl game. He also holds an NCAA record for most pass attempts without an interception at 271. A first-round pick of the Tampa Bay Buccaneers, Dilfer guided the Baltimore Ravens to a win over the New York Giants in Super Bowl XXXII.



83 HENRY ELLARD

Ellard broke nearly every Fresno State pass receiving record in 1982 in addition to setting an NCAA record with 1,510 receiving yards that season. The 1982 co-Offensive Player of the Year in the PCAA, Ellard caught 62 passes, including 15 for touchdowns. He established a conference career record with 2,947 receiving yards and tied a conference mark with 25 career touchdowns. He was named second-team All-America by Associated Press and was a second round draft choice of the Los Angeles Rams.



21 DALE MESSER

Messer, a 1960 graduate, was a 170-pounder from Lemoore, Calif., and had 9.9 (100 yards) speed as a halfback. He not only carried the ball, but he punted and handled placekicking chores as well. A three-time all-conference pick, Messer led the Bulldogs in rushing (811 yards), receiving (30 catches), scoring (108 points), punt returns and kickoff returns his senior year. He also returned three passing interceptions for 28 yards, punted for a 34.6 average and was 3-for-6 in the passing department with two touchdowns. Messer's rushing total was even more impressive when you consider that as a team Fresno State ranked third in the nation in passing offense (1,947 yards).

A two-time All-America selection, Messer played in the East-West Shrine game in San Francisco and was a three-time All-Coast honoree. He later played for the San Francisco 49ers (1961-65) after rushing for nearly 2,000 yards, scoring 31 touchdowns and leading Fresno State to three straight conference titles.



14 VINCE PETRUCCI

Petrucci, a side-winding placekicker from Fresno's Hoover High School, was a two-time All-PCAA pick at Fresno State. Petrucci connected on 88 consecutive PAT attempts to rank second on the NCAA list. His 88 consecutive conversions at the time trailed only Uwe von Schamann of the University of Oklahoma, who connected on an NCAA record 102 PATs in a row. As a junior, Petrucci was a second-team All-Coast selection by both AP and UPI. During his career at Fresno State, Petrucci converted 101-of-103 PAT attempts and 25-of-42 field goal attempts. He scored a total of 176 points, at the time the best total ever for a Fresno State kicker and the third-highest scoring total in school history. He had a career-best 51-yard field goal against Cal State Fullerton.



9 KEVIN SWEENEY

Sweeney finished his four-year career in 1986 as the all-time leading passer in NCAA history (10,808 yards), breaking the previous mark of 10,579, set from 1981-84 by former Boston College quarterback Doug Flutie. A four-year starter at quarterback, Sweeney set or tied a total of 30 school, conference and NCAA records. His 30 200-yard passing games tied an NCAA mark. By finishing ninth in the Heisman Trophy balloting in 1986, Sweeney became the highest finisher in league history for that prestigious honor. He finished runner-up in balloting for the Davey O'Brien National Quarterback of the Year Award.

fresno state
ALL-AMERICANS

FIRST-TEAM ALL-AMERICA

Myron Anderson	1930	End
Jack Mulkey	1939	End
Jack Mulkey	1940	End
Jackie Fellows	1942	Quarterback
Dan Bolt	1945	Guard
Willard Whitaker	1954	Guard
Dale Messer	1959	Halfback
Dale Messer	1960	Halfback
Doug Brown	1960	Guard
Doug Brown	1961	Center
Monte Day	1962	Tackle
Beau Carter	1963	Quarterback
Erv Hunt	1968	Defensive Back
Tom McCall	1968	Linebacker
Steve Cordle	1981	Strong Safety
Bernard Berrian	2001	Return Specialist

ALL-AMERICA HONORS

Mike Freeman, HM	1966	Defensive Back
John Stahl, HM	1967	Offensive Tackle
Steve Verry, 2nd	1971	Offensive Guard
Dwayne Crump, HM	1971	Safety
Jack Fisher, HM	1971	Defensive Tackle
Gary Weaver, 3rd	1972	Linebacker
Phil Borjas, 3rd	1972	Defensive Back
Jeff Tedford, HM	1982	Quarterback
Scott Darrow, HM	1982	Kicker
Ed Carter, HM	1982	Offensive Tackle
Henry Ellard, 2nd (AP)	1982	Split End
Mike Forrest, HM	1982	Offensive Guard
John Blackstill, HM	1982	Center
Kevin Jones, HM	1982	Defensive End
Matt McKnight, HM	1982	Free Safety
Rocky Costello, HM	1983	Kicker
Larry Willis, HM	1983	Split End
Larry Willis, 3rd (AP)	1984	Split End
Stephen Baker, HM (AP)	1985	Split End
Barry Belli, HM (AP)	1985	Kicker
Anthony Dollarhide, HM (AP)	1985	Cornerback
Barry Grove, HM (AP)	1985	Offensive Guard
Dave Lerma, HM (AP)	1985	Offensive Tackle
Mike Mancini, HM (AP)	1985	Punter
Chris Pacheco, HM (AP)	1985	Nose Guard
Michael Stewart, HM (AP)	1985	Strong Safety
Kevin Sweeney, HM (AP)	1985	Quarterback
James Williams, HM (AP)	1985	Tailback

Kevin Sweeney, HM (AP)	1986	Quarterback
Stephen Baker, HM (AP)	1986	Split End
Barry Belli, HM (AP)	1986	Kicker
Jethro Franklin, HM (AP)	1986	Defensive End
Cliff Hannemann, HM (AP)	1986	Linebacker
David Grayson, HM (AP)	1986	Linebacker
Michael Stewart, HM (AP)	1986	Strong Safety
Mike Chuhlantseff, HM (AP)	1986	Offensive Guard
Mike Withycombe, HM (AP)	1986	Offensive Tackle
Jethro Franklin, 2nd (TSN), 3rd (AP), HM (UPI)	1987	Defensive End
Barry Belli, HM (AP)	1987	Kicker
Mike Withycombe, HM (AP)	1987	Offensive Tackle
Ron Jenkins, HM (AP)	1987	Wide Receiver
Rod Webster, HM (AP)	1987	Strong Safety
Tracy Rogers, HM (AP)	1987	Linebacker
Brock Smith, HM (AP)	1987	Wide Receiver
Fred Wilburn, HM (AP)	1987	Cornerback
Tracy Rogers, HM (AP)	1988	Linebacker
Kelly Skipper, HM (AP)	1988	Tailback
Tony Harris, HM (AP)	1988	Strong Safety
Craig Jones, HM (AP)	1988	Tight End
Chuck McCutchen, HM (AP)	1988	Nose Guard
Jeff Truschel, HM (AP)	1988	Offensive Tackle
Ron Cox, HM (AP)	1988	Linebacker
James Williams, HM (AP)	1988	Cornerback
Jeff Skidmore, HM (AP)	1988	Offensive Guard
Ron Cox, 2nd (TSN), 2nd (FN), 3rd (AP), HM (UPI)	1989	Rover
James Williams, 2nd (TSN), 3rd (AP)	1989	Cornerback
Dwight Pickens, HM (TSN)	1989	Flanker
Aaron Craver, HM (TSN)	1989	Tailback
Marquez Pope, HM (TSN)	1989	Free Safety
Kelvin Means, HM (TSN)	1989	Split End
Melvin Johnson, 3rd (FN)	1991	Offensive Guard
Trent Dilfer, 2nd (C&PFN), HM (FN)	1992	Quarterback
Malcolm Seabron, HM (FN)	1992	Flanker
Jesse Hardwick, HM (FN)	1992	Offensive Tackle
Lorenzo Neal, HM (FN)	1992	Fullback
Zack Rix, HM (FN)	1992	Nose Guard
Wendell Valentine, HM (FN)	1992	Linebacker
Trent Dilfer, 3rd (AP), 3rd (FN)	1993	Quarterback
Brad Bell, HM (FN)	1993	Defensive End
Charlie Jones, HM (FN)	1993	Flanker
Ron Rivers, HM (FN)	1993	Tailback
Ron Collins, HM (FN)	1993	Offensive Tackle
Ron Papazian, HM (FN)	1993	Linebacker
David Dunn, 2nd (TSN), 2nd (C&PFN)	1994	Wide Receiver
		Kick Returner

Charlie Jones, HM (UPI)	1995	Wide Receiver
Charles Smith, freshman (TSN)	1998	Wide Receiver
Derrick Ward, freshman (FN)	1999	Running Back
Asen Asparuhov, 3rd (TSN), HM (CNN/SI)	2001	Placekicker
Bernard Berrian, 4th (TSN)	2001	Return Specialist
David Carr, 2nd (FN), 3rd (AP), HM (CNN/SI)	2001	Quarterback
Alan Harper, 2nd (AP), (TSN), (FN), HM (CNN/SI)	2001	Defensive Tackle
Logan Mankins, freshman (TSN)	2001	Offensive Tackle
Rodney Wright, 4th (TSN)	2001	Wide Receiver
James Sanders, freshman (FWAA, TSN)	2002	Strong Safety
Paul Pinegar, freshman (TSN)	2002	Quarterback
Jermaine Jamison, freshman (TSN)	2002	Wide Receiver
Kyle Young, freshman (FWAA)	2003	Center
Logan Mankins, 2nd (WC)	2004	Offensive Tackle
Ryan Wendell, freshman (TSN)	2004	Offensive Guard
Garrett McIntyre HM (AP, CNN-SI)	2005	Defensive Tackle
Cole Popovich, Freshman (TSN, FWAA)	2005	Offensive Guard

Key: AP (Associated Press); TSN (The Sporting News); UPI (United Press International); FN (Football News); C&PFN (College & Pro Football Newsweekly); FWAA (Football Writers Association of America); WC (Walter Camp)

Logan Mankins earned second-team All-America honors in 2004 (the program's fourth All-American in the last five years).

Kevin Sweeney finished runner-up in balloting for the Davey O'Brien National Quarterback Award in 1986.



David Carr won the Johnny Unitas Golden Arm award as the nation's top senior quarterback and was selected the nation's offensive player of the year by the College Football News in 2001.



BULLDOG FACT:

A record 14 Bulldogs were named Academic All-WAC in 2005.

fresno state bulldogs

HONORS/AWARDS

first team

ALL-COAST

- 1939 Bob Burgess, C
- 1940 Bob Burgess, C
- 1941 Bob Burgess, C
Jim Molich, E
- 1951 Nick Dokoozlian, FB
- 1952 Ledio Fanucchi, T
Larry Willoughby, FB
Willard Whitaker, G
- 1954 Lyman Erlich, T
Willard Whitaker, G
- 1955 Dean Philpott, FB
Darryl Rogers, E
Alan Kirchoff, T
- 1956 Dean Philpott, FB
Don Kloppenburg, C
- 1957 Dean Philpott, FB
Don Kloppenburg, C
- 1958 Dale Messer, HB
Fred Raco, E
- 1959 Dale Messer, HB
Doug Brown, C
- 1960 Dale Messer, HB
Doug Brown, C
- 1961 Jon Anabo, QB
Doug Brown, C
Jay Buckert, E
Bill Kendrick, HB
- 1962 Jon Anabo, QB
Jan Barrett, E
Monte Day, T
J.R. Williams, C
Beau Carter, QB
- 1963 Beau Carter, QB
- 1964 Jim Long, TB
Paul Warkentin, C
- 1966 Mike Freeman, DB
Sylvester Greenwood, G
- 1968 Hank Corda, G
John Stahl, T
- 1975 Calvin Young, TE (2nd)
- 1977 Chuck Shearn, OG
Simon Peterson, DE
- 1981 Steve Cordle, SS
- 1982 Henry Ellard, SE
- 1983 Larry Willis, SE
- 1984 Larry Willis, SE
Ron Cross, FS (2nd, UPI)
- 1985 Kevin Sweeney, QB (1st, UPI)
Mike Mancini, P (1st, UPI)
Barry Grove, OG (2nd, UPI)
- 1986 Stephen Baker, SE (1st, UPI)
Kevin Sweeney, QB (2nd, UPI)
Gene Taylor, FL (2nd, UPI)
James Williams, TB (2nd, UPI)
Greg Ramsey, DE (2nd, UPI)
- 1987 Jethro Franklin, DE (1st, UPI)
Barry Belli, K (2nd, UPI)
- 1988 Tracy Rogers, LB (1st, UPI)
Tony Harris, SS (1st, UPI)
- 1989 Ron Cox, ROV (1st, UPI)
James Williams, CB (1st, UPI)

- Johnny Morse, HB/DB
Gordon Leavitt, DG
- 1953 Bill Raine, E
Willard Whitaker, G
- 1954 Lyman Ehrlich, T
Duke Snider, HB
Don Driscoll, HB
- 1955 No team selected
- 1956 Allan Kerchoff, T
Bill Harvey, T
Nick Brown, C
Don Kloppenburg, C
Dean Philpott, FB
L.C. Taylor, HB
- 1957 George Van Zant, E
Nick Brown, T
Don Kloppenburg, C
- 1958 Dale Messer, HB
- 1959 Dale Messer, HB
Jack Mattox, T
Doug Brown, G
- 1960 Dale Messer, HB
Sonny Bishop, T
Doug Brown, G
J.R. Williams, C
John Webster, C
Bob Van Galder, QB
Larry Iwasaki, HB
- 1961 Monte Day, T
Doug Brown, G
J.R. Williams, C
Sonny Bishop, T
Bill Kendrick, HB
- 1962 Larry Fogelstrom, E
Monte Day, T
J.R. Williams, C
Jon Anabo, QB
- 1963 Beau Carter, QB
Jan Farris, E
- 1964 Paul Warkentin, C
Dave Plump, HB
- 1965 Bill Wilsey, G
Walt Yarborough, DB
Dave Plump, HB
- 1966 Sylvester Greenwood, DE
Terry Pitts, G
Gary Cohagan, DT

- Dick Lowe, DG
- 1967 John Stahl, T
Danny Robinson, QB
Mike Freeman, DB
- 1968 Tom McCall, LB
Mike Flores, FB
John Stahl, T
Hank Corda, G
Erv Hunt, DB
Tony Welch, T
Ron Remington, DT

- James Williams, TB
Stephen Baker, SE
Barry Belli, K
Michael Stewart, SS
Mike Mancini, P
Chris Pacheco, NG
Anthony Dollarhide, CB
David Lerma, OT
Barry Grove, OG
- 1986 Kevin Sweeney, QB (Co-MVP)
Stephen Baker, WR/Ret.
Barry Belli, K
Jethro Franklin, DE
Michael Stewart, SS
Mike Chuhlantseff, OG
Mike Withycombe, OT
Cliff Hannemann, LB
David Grayson, LB
- 1987 Jethro Franklin, DE (Def. MVP)
Barry Belli, K
Mike Withycombe, OT
Ron Jenkins, FL
Rod Webster, SS
Tracy Rogers, LB
Brock Smith, SE
Fred Wilburn, CB

first team

ALL-PCAA

- 1969 Tom Flanagan, LB
Jack Erdman, DB
- 1970 Tom Flanagan, LB
Gary Boreham, WR
Carl Ray Harris, DB
Cleo McCutcheon, T
Steve Verry, G
- 1971 Gary Weaver, LB
Dwayne Crump, DB
Steve Verry, G
- 1972 Gary Weaver, LB
Dwayne Crump, DB
Phil Borjas, DB
Pat Plummer, T
Craig Holworthy, P
Dwayne Westphal, DT
- 1973 Craig Holworthy, P
Dwayne Westphal, DT
- 1974 Calvin Young, TE
Alvaro Garcia, K
Greg Anderson, OT
Calvin Lane, DB
Dan Johnson, LB
- 1975 Simon Peterson, DT
Curtis Minor, DB
Vince Petrucci, K
Simon Peterson, DT
Curtis Minor, DB
Bob Glazebrook, DB
Willy Robinson, DB
Larry Fister, DT
Vince Petrucci, K
Dean Jones, QB (MVP)
Dave Applegate, G
Steve Franklin, RB
Tony Jackson, WR
Rick Stannard, OT
Chuck Shearn, OG
Steve Shearn, C
- 1978 Gary Hayes, DB
- 1979 Gary Hayes, DB
Pat Palumbo, G
- 1980 Anthony Washington, CB
Joe Becker, OT
Steve Cordle, SS
Scott Darrow, K
Steve Houston, OG
Ted Torosian, FB
Henry Ellard, SE
- 1982 Henry Ellard, SE
(Co-MVP)
Jeff Tedford, QB
(Co-MVP)
Scott Darrow, K
Ed Carter, OT
Mike Forrest, OG
John Blackskill, C
Kevin Jones, DE
Matt McKnight, FS
- 1983 Larry Willis, SE
- 1984 Larry Willis, SE
Ron Cross, FS
Chris Pacheco, NG
- 1985 Kevin Sweeney, QB (Co-MVP)

first team


ALL-BIG WEST

- 1988 Tracy Rogers, LB (Def. MVP)
Tony Harris, SS
Chuck McCutchen, NG
Ron Cox, LB
James Williams, CB
Jeff Skidmore, OG
Kelly Skipper, TB
Craig Jones, TE
Jeff Truschel, OT
- 1989 Ron Cox, ROV (Defensive MVP)
Dwight Pickens, WR/PR
Mike Foust, OT
Paul Vial, OG
Rich Bartlewski, TE
Aaron Craver, RB
Lance Oberparleiter, P
Terry Cook, DL
James Williams, CB
Marquez Pope, S
- 1990 Marquez Pope, FS
(Co-Defensive MVP)
Nick Ruggeroli, DE
Taylor Cooper, CB
Tony Brown, CB
Jesse Hardwick, OT
Melvin Johnson, OG
Aaron Craver, TB
- 1991 Mark Barsotti, QB
(Co-Offensive MVP)
Marquez Pope, FS
(Co-Defensive MVP)
Kelvin Means, SE
Jesse Hardwick, OT
Lorenzo Neal, FB
Ron Rivers, TB
Derek Mahoney, PK
Judd Foell, DE
Zack Rix, DL
Darren Boyer, LB
Jeff Thiesen, LB
Tony Brown, CB
Melvin Johnson, OG

first team

ALL-CCAA

- 1946 Bob Hoffman, T
Jean Lamour, G
- 1947 Bob Hoffman, T
Millard Mitchell, T
- 1949 Dick Biama, HB
- 1950 Chuck Toy, E



Alan Harper

first team

ALL-WAC

- 1992 Trent Difer, QB
Zack Rix, NG
Jesse Hardwick, OT
- 1993 Trent Difer, QB (Offensive Player of the Year)
Ron Rivers, TB
Jason James, C
Derek Mahoney, PK
James Burton, CB
David Dunn, KR
(Special Teams Player of the Year)
Charlie Jones, WR
- 1994 Charlie Jones, WR
- 1995 A.J. Gass, LB
Gary Osmundson, C
Brian Roberson, WR
Bryan Robinson, DT
Omar Stoutmire, SS
Michael Pittman, TB
Chris Conrad, OT
A.J. Gass, LB
- 1996 Jaime Kimbrough, TB
(Pacific Division Offensive Player of the Year)
Ken Foersch, OL
Tim Skipper, LB
Jeff Roberts, P
- 1997 Jeff Hanna, K
Alan Harper, DT
Orlando Huff, LB
Anthony Limbrick, FS
Billy Volek, QB
Rodney Wright, WR
- 1998 Vernon Fox, FS
Alan Harper, DT
Orlando Huff, LB
Asen Asparuhov, K
Bernard Berrian, WR
Nick Burley, DE
David Carr, QB (Offensive Player of the Year)
Vernon Fox, S
Alan Harper, DT (Defensive Player of the Year)
Jason Simpson, P
Mike Stovall, C
- 1999 Asen Asparuhov, PK
Nick Burley, DE
Jason Stewart, NT
Cameron Worrell, FS
Joe Schey, RT
Paul Pinegar, QB
(Freshman of the Year)
- 2000 Bernard Berrian, WR/Returner
James Sanders, SS
Bryce McGill, LB
- 2001 Logan Mankins, OT
Garrett McIntyre, DT
James Sanders, SS
Ryan Wendell, OG
(Freshman of the Year)
- 2002 Paul Pinegar, QB
Paul Williams, WR
Adam Jennings, RS
Kyle Young, C
Dartangon Shack, LT
Wendell Mathis, RB
Garrett McIntyre, DT
(WAC Defensive Player of the Year)
Tyrone Culver, FS

BOWL PARTICIPANTS

COACHES ALL-AMERICA BOWL
(Lubbock, Texas)

- 1972 Gary Weaver, LB

EAST-WEST SHRINE GAME
(San Francisco, Calif.)

- 1942 Jack Mulkey, E
1960 Dale Messer, HB
1962 J.R. Williams, C
1976 Del White, LB
1977 Bob Glazebrook, DB
1980 Anthony Washington, CB
1981 Steve Cordle, SS
1982 Henry Ellard, SE
1984 Larry Willis, SE
1986 Cliff Hannemann, LB
1987 Jethro Franklin, DE
1988 Tracy Rogers, LB
1989 James Williams, CB
(West Def. MVP)
1990 Aaron Craver, TB
1991 Marquez Pope, FS
Judd Foell, DL
Jim Sweeney,
West Asst. Coach
1992 Lorenzo Neal, FB
Jesse Hardwick, OT
1993 Ron Rivers, TB
1994 David Dunn, WR
Jason James, C
1995 Charlie Jones, WR
1998 Cory Hall, DB
Josh Kobdich, OL
Jaime Kimbrough, RB
Michael Pittman, RB
- 1999 Jeff Hanna, K
2000 Kevin Jordan, OT
2002 Alan Harper, DT
Rodney Wright, WR
- 2003 Pat Hill, Head Coach
Dan Brown, Assistant Coach
Frank Cignetti, Assistant Coach
Nick Burley, DE
Rodney Michael, C
Bernard Berrian, WR
Rodney Davis, RB
- 2005 Logan Mankins, OT
Stephen Spach, TE
- 2006 Paul Pinegar, QB

HULA BOWL
(Honolulu, Hawaii)

- 1978 Curtis Minor, DB
1988 Terry Cook, DE
Jim Sweeney,
West Asst. Coach
1990 Aaron Craver, TB
1991 Mark Barsotti, QB
Marquez Pope, FS
1992 Lorenzo Neal, FB
1993 Ron Collins, OT
Tommy Jones, CB
Sam Watson, SS
1995 Reggie Brown, FB
1999 Jim Arellanes, QB
2000 Billy Volek, QB
2001 Thabiti Lockhart, NT
2002 Tierre Sams, CB
2005 Therrian Fontenot, CB
2006 Tyrone Culver, FS
Raymond Washington, CB

SENIOR BOWL
(Mobile, Ala.)

- 1961 Doug Brown, OT
1986 Kevin Sweeney, QB (inj.)
1987 Barry Belli, K/P
1991 Tony Brown, CB
1993 James Burton, CB
Ron Rivers, TB
Malcolm Seabron, FL
- 1994 David Dunn, WR
Jason James, C
- 1995 Jahine Arnold, WR
1997 Michael Pittman, TB
Chris Conrad, OL
- 2000 Orlando Huff, LB
2002 David Carr, QB
Alan Harper, DT
- 2005 Logan Mankins, OT

BLUE-GRAY GAME
(Montgomery, Ala.)

- 1981 Tim Washington, CB
1986 Stephen Baker, SE
Kevin Sweeney, QB (inj.)
- 1991 Mark Barsotti, QB
Tony Brown, CB
Emery Braxton, CB
Kelvin Means, SE
- 1994 Demetrius Edwards, NG
1995 Jahine Arnold, WR
1996 Jim Arellanes, QB
Brian Roberson, WR
- 1997 Michael Pittman, TB
1998 Jaime Kimbrough, RB
Josh Kobdich, OL

JAPAN BOWL
(Tokyo, Japan)

- 1978 Curtis Minor, DB
1984 Curtis Allen, SS
1986 Stephen Baker, SE
(West MVP)
Michael Stewart, SS

- Gene Taylor, FL
Kevin Sweeney, QB (inj.)
Jim Sweeney,
West Head Coach
Jethro Franklin, DE
- 1987 Barry Belli, K/P
- 1989 Dwight Pickens, FL
Mike Foust, OT
- 1990 Aaron Craver, TB
1991 Jeff Thiesen, LB
1992 Lorenzo Neal, FB
Jesse Hardwick, OT

COLLEGE ALL-STAR GAME
(Chicago, Ill.)

- 1968 Mike Freeman, DB
1972 Gary Weaver, LB

MARTIN LUTHER KING CLASSIC
(San Jose, Calif.)


- 1989 Myron Jones, FB

ALL-AMERICAN BOWL
(Tucson, Ariz.)

- 1961 Sonny Bishop, OT
Doug Brown, OT
Jay Buckert, E
Gerald Houser, E

GRIDIRON CLASSIC
(Florida)

- 2002 Maurice Rodriguez, LB
Rodney Wright, WR
Rodney Michael, C
Victor Taifane, OG



James Sanders