

ST. BONAVENTURE

2024-25 MEN'S BASKETBALL GAME NOTES



Game 12 // St. Bonaventure at Siena // Tuesday, Dec. 17 // 7:00 p.m. // Albany, N.Y. // MVP Arena
TV: ESPN+ // Radio: Bonnies Online Network / The Hero 100.1 FM

THE MATCHUP

ST. BONAVENTURE BONNIES
10-1 // 0-0 ATLANTIC 10

HEAD COACH: Mark Schmidt
RECORD AT SBU: 312-227 (18th Season)
OVERALL RECORD: 394-317 (24th Season)
AGAINST SIE: 8-5



SIENA SAINTS
5-5 // 1-1 MAAC

HEAD COACH: Gerry McNamara
RECORD AT SIE: 5-5 (1st Season)
OVERALL RECORD: Same
AGAINST SBU: 0-0

2024-25 SCHEDULE

Overall: 10-1 Home: 5-0 Road: 3-0
Neutral: 2-1

NOVEMBER (7-1)

Nov. 4	CSUN	W, 70-56
Nov. 9	at Canisius	W, 87-78
Nov. 13	at FGCU	W, 74-65
Nov. 16	LE MOYNE	W, 71-52
Nov. 20	MANSFIELD	W, 76-54
Nov. 24	BRYANT	W, 85-70
Nov. 28	vs. Utah State%	L, 72-67
Nov. 29	vs. Northern Iowa%	W, 68-56

DECEMBER (3-0)

Dec. 4	at Bucknell	W, 64-47
Dec. 7	BUFFALO	W, 65-55
Dec. 14	vs. Providence ^	W, 74-70
Dec. 17	at Siena	7:00 p.m. (ESPN+)
Dec. 21	NIAGARA	1:00 p.m. (ESPN+)
Dec. 31	VCU*	2:00 p.m. (ESPN+)

JANUARY

Jan. 4	at Fordham*	2:00 p.m. (ESPN+)
Jan. 8	at Saint Louis*	8:00 p.m. (Peacock)
Jan. 11	LA SALLE*	12:00 p.m. (YES/ESPN+)
Jan. 15	RICHMOND*	7:00 p.m. (YES/ESPN+)
Jan. 18	at Duquesne*	2:00 p.m. (ESPN+)
Jan. 21	GEORGE MASON*	7:00 p.m. (ESPN+)
Jan. 24	at VCU*	9:00 p.m. (ESPN2)
Jan. 28	DAYTON*	8:00 p.m. (YES/ESPN+)

FEBRUARY

Feb. 1	FORDHAM*	12:30 p.m. (USA)
Feb. 4	at Loyola Chi*	9:00 p.m. (CBSSN)
Feb. 9	GW*	12:00 p.m. (USA)
Feb. 12	at Rhode Island*	7:00 p.m. (ESPN+)
Feb. 15	at UMass*	12:00 p.m. (ESPN+)
Feb. 22	DUQUESNE*	4:00 p.m. (ESPN+)
Feb. 26	at Saint Joseph's*	7:00 p.m. (Peacock)

MARCH

March 5	UMASS*	7:00 p.m. (ESPN+)
March 8	at Davidson*	2:00 p.m. (ESPN+)
March 12-16	2025 Atlantic 10 Tournament Capital One Arena - Washington, D.C.	

Home games in **BOLD ALL CAPS**

% - ESPN NIT Preseason Tip-Off (Orlando, Fla.)

^ - Basketball Hall of Fame Showcase (Uncasville, Conn.)

* Atlantic 10 Game

All times Eastern

FOLLOW THE BONNIES

- Twitter..... @GoBonnies
-@BonniesMBB
- Instagram..... @GoBonnies
-@bonnies_mbb
- Facebook GoBonnies

BY THE NUMBERS



SBU	CATEGORY	SIE
72.8	Scoring Offense	67.8
61.4	Scoring Defense	70.0
46.2%	FG %	41.8%
31.4%	3PT %	35.0%
71.4%	FT %	70.8%
+4.8	Rebound Margin	-0.9
12.0	Assists/Game	11.3
11.5	Turnovers/Game	12.8
9.0	Steals/Game	6.4
4.3	Blocks/Game	4.7



- St. Bonaventure has its best start to a season since the 1969-70 Final Four squad led by Bob Lanier opened that year at 12-0 over 50 years ago.
- The hot start for the Bonnies this season has put this year's team in the conversation with some of the best in program history. Bona has a 10-1 record through 11 games for the fourth time - in the previous three instances, SBU made a national postseason tournament: 1960-61 (opened 21-1, reached the first NCAA Tournament in school history); 1958-59 (opened 15-1, finished 20-3 and reached NIT); 1950-51 (opened 12-1, finished 19-6 and reached NIT). Bona has only had four better starts through 11 games all-time: '69-70 (12-0, reached Final Four); '67-68 (23-0, NCAA); '51-52 (16-0, NIT); '49-50 (11-0).
- The Bonnies enter the week as one of 13 teams in Division I with 10 wins - no team has more than 10 victories as of Monday.
- St. Bonaventure has secured a winning non-conference record for the 15th time in 18 seasons under head coach Mark Schmidt.

PREVIOUS GAME STARTERS



#	Name	PPG	RPG	MPG	Notes
11	MELVIN COUNCIL JR SENIOR • G • 6-4	13.1	5.2	32.5	
8	JONAH HINTON SOPHOMORE • G • 6-3	7.3	1.7	18.3	
0	CHANCE MOORE SENIOR • G • 6-2	15.1	7.3	34.2	
10	LAJAE JONES JUNIOR • F • 6-7	9.5	5.4	29.7	
24	NOEL BROWN GRADUATE • C • 6-11	12.4	4.6	28.0	

OFF THE BENCH

#	Name	PPG	RPG	MPG	Notes
1	Duane Thompson	2.2	1.3	8.2	7 points at FGCU; 1st career start at Canisius
2	Jaxon Edwards	1.2	2.2	7.1	Out indefinitely due to injury
3	Miles Rose	2.5	--	2.7	Career-high five points vs. Mansfield
4	Ebrahim Kaba	--	--	--	Planning to redshirt
5	Dasonte Bowen	11.1	3.8	4.2	Started first 10 games
7	Michael Folarin	1.6	2.8	8.3	6 pts, 5 reb off bench vs. Buffalo (12/7)
15	Jack DeRose	--	--	--	Walk-on in second season with the program
21	Xander Wedlow	0.7	0.3	4.4	Career-high 9 minutes off the bench vs. No. Iowa
23	Noah Bolanga	0.7	1.2	7.4	3 assists, 3 rebounds at Bucknell Dec. 4
30	Broek Ostrom	--	--	--	Appeared in 7 games w/ 5 pts, 3 reb as walk-on last yr

2024-25 BONNIES BASKETBALL ROSTER

No.	Name	Yr.	Ht.	Wt.	Hometown/High School (Previous School)	Major
0	Chance Moore	Sr.	6-6	210	Brookhaven, Ga./McEachern (Missouri State / Arkansas)	Media Studies
1	Duane Thompson	R-Fr.	6-8	210	Boston, Mass./Holbrook (Putnam Science Academy)	Undeclared Arts
2	Jaxon Edwards	Jr.	6-5	195	Indianapolis, Ind./Cathedral (Valpo / Murray State)	Sociology
3	Miles Rose	So.	6-4	195	Rochester, N.Y./Bishop Kearney (Putnam Science Academy)	Undeclared Communications
4	Ebrahim Kaba	Fr.	6-9	200	East Orange, N.J./The Peddie School	Undeclared Business
5	Dasonte Bowen	Jr.	6-2	175	Boston, Mass./Brewster Academy (Iowa)	Management
7	Michael Folarin	R-Jr.	6-11	225	London, England/Bella Vista Prep (Salt Lake CC/Nevada)	Media Studies
8	Jonah Hinton	R-So.	6-3	185	Chicago, Ill./Naperville Central (Panola College/Northwest Mo.)	Psychology
10	Lajae Jones	Jr.	6-7	220	Jacksonville, Fla. / Fletcher (Barton College / Tarleton St.)	Management
11	Melvin Council Jr.	Sr.	6-4	180	Rochester, N.Y. / University Prep (Wagner / Monroe Coll.)	Video Production
15	Jack DeRose	So.	6-0	175	Olean, N.Y. / Olean	Finance
21	Xander Wedlow	Fr.	6-10	230	Detroit, Mich. / University Prep Academy	Public Health
23	Noah Bolanga	Fr.	6-8	180	Poitiers, France	Marketing
24	Noel Brown	Gr.	6-11	255	Leesburg, Va. / Flint Hill (George Washington)	General Business
30	Broek Ostrom	Jr.	6-2	180	Holley, N.Y. / Holley	Sport Studies



Pronunciation Guide

Ebrahim Kaba	e - bra - HEEM
Lajae Jones	luh - JAY
Noah Bolanga	bo - LON - ga
Broek Ostrom	Brock OH - strom

BONNIESTM

SCOUTING THE SAINTS

2023-24 NOTES

Record:	4-28
Home:	2-12
Road:	2-13
Neutral:	0-3
Conf. Standing:	11th

SCHOOL NOTES

Location:	Albany, N.Y.
Conference:	MAAC

COACH NOTES

Head Coach:	Gerry McNamara
Season:	1st Season
Record:	5-5
Career Record:	Same

SIENA NOTES

- The Saints are in their first season under head coach Gerry McNamara who was named the 19th head coach in program history in late March. Siena is his first head coaching job after spending 15 years on staff as an assistant at Syracuse where he was a star player and helped lead the Orange to the 2003 national championship.
- Siena showed a flair for the dramatic out of the box, winning their first two games in overtime at home vs. Brown (72-71) and at Bryant (90-88). Like the Bonnies, the Saints also won a contest vs. Bucknell (71-58) and at Canisius (66-53). The Canisius game came on Dec. 8, following a setback two nights earlier, 69-68, to open MAAC play at Niagara, and the Saints have been idle for over a week.

BONNIES VS. MAAC

St. Bonaventure has played more games against MAAC opponents than any other conference outside of the Atlantic 10. All-time, the Bonnies are 260-172 against schools in the MAAC.

Little Three rivals Canisius (102-69) and Niagara (90-71) are both MAAC members and are the two teams that Bonaventure has squared off against more than any other, including current A-10 foes. St. Bonaventure has played every current MAAC member. Marist is the only MAAC opponent the Bonnies have a losing record against, albeit in a small sample size (1-2).

Franciscan Cup Series

12/9/23	H	W	89-56
12/19/22	A	L	76-70
11/9/21	H	W	75-47
11/12/19	A	L	78-65
12/4/18	H	W	82-40
11/29/17	A	W	75-55
11/30/16	H	W	81-74
12/22/15	A	L	73-70
11/19/14	H	L	73-70
11/19/13	A	L	72-70
12/4/12	H	W	58-43
11/21/11	A	W	64-58
12/28/10	H	W	82-79

WHAT'S A BONNIE?

In their earliest years of athletics, Bona teams were referred to as the "Alleganias," then they derived the name "Brownies."

St. Bonaventure made the decision to change their athletics team names to Bonnies in 1992, moving away from a Brown Indians name used in some fashion dating to 1927. Along with the name, the Bonnies adopted a new mascot, the Bona Wolf.

The Bonnies nickname had been used by fans and media members for decades, however. The term "Bonnies" came to be as a shortcut name of St. Bonaventure

without any official starting point. Although the mascot and nickname have changed over the years, what has remained the same are the Brown and White colors, the Brown from the Franciscan Friars' habits and the White from their white cords.

The mascot has ties to the Franciscan tradition that friars of the school live upon. Legend has it that St. Francis of Assisi tamed a fierce wolf at Gubbio, Italy. Thus, this new mascot would also help to represent the religious aspect which is so closely related to St. Bonaventure University itself.

SERIES HISTORY



SBU RECORD

33-12

STREAK

SBU W-1

H

6-1**

A

2-4**

N

0-0

** - in Franciscan Cup games

FIRST MEETING

1939-40 SBU won, 51-43

LAST MEETING

12/9/23 SBU won at home, 89-56

SERIES NOTES

St. Bonaventure owned the series for decades, dating back to the first meeting in 1939-40. Overall, the Bonnies have a 33-12 series advantage. Since the renewal of the rivalry with the start of the Franciscan Cup series 14 years ago, though, the battles have been much more even as the Bonnies own a 8-5 advantage. Prior to the beginning of the Franciscan Cup series with a Bonnies win in 2010 at the Reilly Center, the two teams had just met sparingly over the previous three decades. St. Bonaventure and Siena met 26 times between 1939 and 1961, but then did not play for nearly 20 years as the Bonnies won a one-off meeting in 1980 and then the series paused for another 17 years as the squads got together four times between 1997-2001 before another nine-year break.

The Bonnies have won six of the seven Franciscan Cup battles at the Reilly Center, but Siena has won four of six at Albany's MVP Arena including the last time the teams met there two seasons ago.

The trophy awarded to the victor of the annual meeting between St. Bonaventure and Siena was renamed in honor of Br. Ed Coughlin, OFM, who passed away July 30, 2019, following complications from heart surgery. Coughlin earned his bachelor's degree from St. Bonaventure and returned to the University in the late 1970s, working several assignments including serving twice as director of the college's Franciscan Institute, overseeing the research program's academic course offerings and publications, and working on the summer faculty. In 1996, he was named provincial secretary of the Holy Name Province of the Order of Friars Minor. Br. Ed, as he was known across both campuses, became Siena College president in November 2014. He also served on the Board of Trustees at both institutions.

LAST MEETING BOX SCORE

Sienna - 56													Record: 2-8				
NO.	Name	Min	FG	3P	FT	Rebounds	Fouls	TP	AS	TO	ST	Blocks	+/-	Shooting By Period			
			M-A	M-A	M-A	OR DR TOT	PF FD					BS BA		1st	2nd	TOT	
5	Giovanni Emejuru	F 21:59	2-4	0-0	4-4	2 3 5	3 5	8	0	1	0	0	1	-18	3PT%	3-13	23.1%
0	Zek Tekin	G 20:45	1-6	0-1	0-0	1 1 2	1 1	2	5	2	0	0	1	-20	FT%	2-5	40%
2	Bralyn Smith	G 35:16	3-7	0-2	2-2	0 1 1	0 2 8	1	3	1	0	1	0	-28	2nd FG%	11-26	42.3%
3	Michael Eley	G 23:42	3-13	0-7	0-1	1 3 4	1 1	6	0	2	1	0	1	-28	3PT%	3-8	37.5%
22	Michael Evbagharu	G 26:22	3-4	1-1	2-6	1 4 5	4 4	9	2	2	0	0	0	-11	FT%	6-10	60%
20	Killian Gribben	G 23:56	3-6	0-0	0-0	0 4 4	1 0	6	0	1	0	1	0	-20	GM FG%	21-55	38.2%
11	Michael Ojo	11:31	2-6	2-4	0-2	1 1 2	2 1	6	0	1	0	1	0	-15	3PT%	6-21	28.6%
15	Mason Courtney	21:37	3-6	3-6	0-0	0 1 1	1 1	9	0	2	0	0	0	-15	FT%	8-15	53.3%
34	Max Frazier	11:59	1-3	0-0	0-0	1 3 4	2 0	2	2	0	0	2	0	-4	Dead Ball Rebounds: 2.0		
21	Brendan Coyle	00:59	0-0	0-0	0-0	0 0 0	0 0	0	0	0	0	0	0	-6			
13	Kyle Winters	00:57	0-0	0-0	0-0	0 0 0	0 0	0	0	0	0	0	0	0			
33	Steven Lazar	00:57	0-0	0-0	0-0	0 0 0	0 0	0	0	0	0	0	0	0			
Team						4 0 4		0	0								
Totals			21-55	6-21	8-15	11 21 32	16 15 56	10	14	2	4	4	-33				

St. Bonaventure - 89													Record: 7-2				
NO.	Name	Min	FG	3P	FT	Rebounds	Fouls	TP	AS	TO	ST	Blocks	+/-	Shooting By Period			
			M-A	M-A	M-A	OR DR TOT	PF FD					BS BA		1st	2nd	TOT	
0	Barry Evans	F 16:59	0-2	0-2	0-0	0 4 4	4 0	0	2	0	0	1	0	1	3PT%	7-12	58.6%
2	Assa Essamvoss	F 35:04	2-5	1-3	2-2	3 9 12	1 1	7	4	0	2	0	1	36	FT%	5-5	100%
32	Chad Venning	F 23:33	8-12	0-0	4-6	1 3 4	4 4	20	0	1	1	2	2	17	2nd FG%	15-29	51.7%
3	Mika Adams-Woods	G 24:36	9-9	4-4	1-1	0 3 3	0 1	23	2	1	0	0	0	21	3PT%	3-12	25.0%
5	Daryl Banks III	G 33:32	4-10	2-7	1-1	0 2 2	1 3	11	4	1	0	0	0	37	FT%	10-15	66.7%
4	Moses Flowers	19:36	4-6	2-4	2-2	0 0 0	2 2	12	1	0	1	0	0	24	GM FG%	32-58	55.2%
20	Noel Brown	14:07	2-3	0-0	5-6	1 1 2	2 3	9	0	1	0	1	1	19	3PT%	10-24	41.7%
1	Kyrell Luc	15:24	2-4	1-2	0-0	2 2 4	0 1	5	0	0	1	0	0	12	FT%	15-20	75.0%
10	Miles Rose	10:35	1-5	0-1	0-2	1 1 2	0 1	2	0	0	1	0	0	4	Dead Ball Rebounds: 2.2		
21	Melian Martinez	02:20	0-1	0-0	0-0	0 0 0	0 0	0	0	1	1	0	0	-3			
30	Broek Ostrom	02:20	0-1	0-1	0-0	0 0 0	0 0	0	0	0	0	0	0	-3			
15	Jack DeRose	00:57	0-0	0-0	0-0	0 0 0	0 0	0	0	0	0	0	0	0			
23	Anthony Belardinelli	00:57	0-0	0-0	0-0	0 0 0	0 0	0	0	0	0	0	0	0			
Team						0 1 1		0	0								
Totals			32-58	10-24	15-20	8 26 34	15 16 89	13	6	7	4	4	-33				

		SIENA	SBU	Points from		SIENA SBU		Period by Period Scoring		
		4 (1st 18:50) 39 (2nd 6:06)		Turnovers	2	15				
		5 (2nd 7:44) 10 (1st 0:25)		Paint	18	40				
				Second Chance	6	11				
				Fast Breaks	3	18				
				Bench	23	28				
				SIENA		SBU				
				25		31				
				46		43				
				89		89				

ST. BONAVENTURE QUICK FACTS

UNIVERSITY FACTS

Location: St. Bonaventure, N.Y.

Founded: 1858

Enrollment: 2,604 (1,800 undergraduate)

Colors: Brown (PMS 476) and White

Nickname: Bonnies

Home Court: Reilly Center

President: Dr. Jeff Gingerich

Athletics Director: Bob Beretta

COACHING STAFF

Head Coach: Mark Schmidt (Boston College '85)

Record at SBU: 312-227 / All-Time Record: 394-317

Assistant Coaches:

Sean Neal, Associate Head Coach (La Salle '07, '11, 7th Season)

Chris Lowe (UMass '09, 4th Season)

Dana Valentine (Worcester State, 2nd Season)

Director Of Basketball Operations:

Matt Pappano (St. Bonaventure '07, 17th Season)

General Manager:

Adrian Wojnarowski (St. Bonaventure '91, 1st Season)

MEDIA RELATIONS

Men's Basketball Contact: Scott Eddy

Office Phone: 716-375-4019

Cell Phone: 716-397-3462

Email Address: seddy@sbu.edu

Athletics Website: GoBonnies.com

SOCIAL MEDIA

Athletics Twitter: @GoBonnies / @BonniesMBB

Athletics YouTube: GoBonniesTV

Athletics Instagram: GoBonnies

Athletics Hashtags: #Bonnies | #Unfurl

ALL-TIME RECORD

- 105th season of men's basketball
- Years: 1919 to present (no team 1943-44)
- NCAA Tournament appearances: 8
- NCAA Tournament record: 7-10
- NIT appearances: 17

NCAA TOURNAMENT HISTORY

- Appearances (8): 2021, 2018, 2012, 2000, 1978, 1970, 1968, 1961
- Regional Semifinals (3): 1970, 1968, 1961
- Final Fours (1): 1970

NIT HISTORY

- Appearances (17): 2022, 2016, 2002, 2001, 1998, 1995, 1983, 1979, 1977, 1971, 1964, 1960, 1959, 1958, 1957, 1952, 1951
- Championships (1): 1977
- Final Fours (2): 2022, 1977

WE ARE ST. BONAVENTURE

The appropriate reference for our institution is St. Bonaventure University - the term "St. Bonnies" is an unacceptable University reference.

OPENING TIP

- Senior **Melvin Council Jr.** moved into the starting point guard role for the first time this season Saturday vs. Providence and shined, earning Basketball Hall of Fame Showcase MVP honors with a season-high 24 points, the third-highest total of his Division I career. He has tallied double figures in 34 of 44 career D-I games.
- Senior **Chance Moore** tallied his second double-double of the year and fifth of his career in the Providence win, matching a season-best 12 boards.
- Junior **LaJae Jones** posted 15 points Saturday, one off his D-I high of 16 set on opening night vs. CSUN. He helped ice the win by going 8/8 at the line.
- Grad captain **Noel Brown** hauled in a career-high eight rebounds in Saturday's win and his 16 points represented the third-highest total of his career.

DASONTE ON THE COME UP

Entering this season, junior guard **Dasonte Bowen** had posted five career double figure scoring games while at Iowa the last two years. He's reached that total in all but three games this season thus far and was at his best in the ESPN NIT Tip-Off at Disney World over Thanksgiving: Bowen registered 15 points vs. Utah State and then the next day he matched his career-high of 17 points in a win over Northern Iowa Nov. 29.

Bowen has always shown prowess at the point: As a sophomore with the Hawkeyes last year, he recorded a 3-to-1 assist-to-turnover ratio.

Bowen's career progression (%-at Iowa)

	'22-23%	'23-24%	'24-25
PPG	3.1	4.4	11.1
RPG	0.9	1.3	3.8
APG	1.0	1.9	4.2
MPG	9.3	13.4	31.1

CAPTAIN EFFICIENCY

Grad captain **Noel Brown** continues his high efficiency shooting rate with a strong start to this season. Last year, he made good on 71 percent of his field goal attempts (76-107) which was just shy of making Bonnies history. The all-time program record for field goal percentage in a season is held by Osun Osunniyi who connected on 61.5 percent of field goal tries during the 2019-20 season. Brown was a little short of making the minimum field goals per game of 2.5, however, as he recorded just over 2.3 made FGs on average in 2023-24.

Thus far this season, he's making nearly 70 percent of his tries from the floor and checks in at over 71 percent for his Bonaventure career in 42 games with the Bonnies. Brown has been named to the Atlantic 10 Weekly Honor Roll twice in the early going. He scored a career-high 22 points and also matched a career-best of seven rebounds in the win Nov. 24 vs. Bryant.

Through the first nine games this season, Brown ranked seventh nationally among all Division I players in field goal percentage (70.8%). According to Ken-Pom, Brown's 72.5% true shooting percentage is currently 14th nationally.

Brown's career progression (%-at George Washington)

	'20-21%	'21-22%	'22-23%	'23-24	'24-25
PPG	1.7	3.0	3.2	6.1	12.0
RPG	1.8	2.3	2.2	2.2	4.3
MIN	9.2	11.9	11.3	13.9	28.4
FG%	42.9%	50.9%	58.1%	71.0%	69.6%

GIVEN THE CHANCE

Bonnies senior **Chance Moore** not only leads the team in rebounding, he's one of the top Atlantic 10 players on the boards thus far. Through the first 10 games of the season, he's logging 6.8 rebounds per game – that total ranks 10th among all A-10 players and second among all guards in the league.

Already named Atlantic 10 Player of the Week in the opening week of the season, Moore is among the top 15 scorers in the league thus far as well by averaging 15.4 ppg. Against Bryant, he played a full 40 minutes for the first time in his collegiate career.

Moore began his collegiate career as a heralded recruit at Arkansas, then broke out as the sixth man at Missouri State. Thus far in 2024, he's taken the next step with the Bonnies:

Moore's career progression (%-at Arkansas; ^-at Missouri State)

	'21-22%	'22-23^	'23-24^	'24-25
PPG	1.0	10.6	10.7	15.6
RPG	0.6	3.9	5.3	6.8
MIN	1.5	21.9	26.9	33.9
FG%	1/2	43.0%	41.2%	50.5%

TRENDING NUMBERS

1

- Sophomore guard **Jonah Hinton** earned his first Division I start Saturday vs. Providence, finishing with career-highs in minutes (34) and assists (4, tied).

13

- St. Bonaventure is one of 13 teams nationally in Division I to have scored 10 victories as of Monday.

17

- Bona surrendered 31 points to Paul McMillian IV and 19 to Tana Kopa of Canisius in the second game of the year. Otherwise, no opposing player has topped 17 points in a game.

39.6

- Bonnies opponents are shooting just 39.6% from the floor collectively for the year, a total that ranks 50th nationally in field goal percentage defense.

90.6

- St. Bonaventure comes into the week with a winning percentage of 90.6%. Only the five unbeaten D-I teams have a better win percentage: Florida, Oklahoma, Tennessee, Utah State and Drake.

+128

- SBU has had power in the paint so far: Bona's is +128 in paint scoring though 11 games and has held a plus paint margin in all contests. SBU was +20 in the paint against Big East foe Providence (38-18).

WINNING WAYS: St. Bonaventure has been one of the Atlantic 10's elite programs during the Mark Schmidt Era. Since 2014-15, the Bonnies rank third among A-10 members both in overall victories as well as in-conference records.

Best Overall Winning Percentage Since 2014-15 (entering 2024-25)

Team	W-L	Pct.
1. Dayton	225-97	.699
2. VCU	230-105	.687
3. St. Bonaventure	196-116	.628

Top Atlantic 10 Conference Records Since 2014-15 (entering 2024-25)

Team	W-L	Pct.
1. Dayton	130-48	.730
2. VCU	123-53	.699
3. St. Bonaventure	112-67	.626

DEFEND HOME COURT: St. Bonaventure has long owned a huge home court advantage inside the Reilly Center which has been noted as one of the toughest places for opponents to play in the country.

Best Home Records By Atlantic 10 Teams Since 2014-15 (entering 2024-25)

Team	W-L	Pct.
1. Dayton	137-21	.867
2. VCU	135-34	.799
3. Davidson	109-31	.779
4. St. Bonaventure	107-35	.754

ST. BONAVENTURE AMONG THE 'POWER'FUL: The Bonnies have time and again proven to be "giant killers" over the past decade. Since 2017-18, St. Bonaventure is 11-8 against the Power 5 and the Big East. During that time, the Bonnies scored a 2018 NCAA First Four win over UCLA; 2021 Charleston Classic victories over Clemson and Marquette; and 2022 NIT true road victories at Colorado, at Oklahoma and at Virginia. Of those games, none have been played on Bona's home court.

IN THE LEAGUE STANDINGS: St. Bonaventure has recorded double-digit Atlantic 10 victories nine times since Mark Schmidt took over the program in 2007-08. Since that time, only Dayton and VCU have accomplished that feat more (10 times each). Saint Louis has done it eight times and Richmond seven.

A-10 STARS: During the Mark Schmidt Era, the Bonnies have garnered 10 First Team Atlantic 10 selections. In that span, only Dayton has more (12). VCU is tied with the Bonnies at 10 while Davidson has registered nine First Team All-A-10 picks and Saint Louis has eight.

Along those lines, the Bonnies have two Atlantic 10 Player of the Year selections (Jaylen Adams, 2018 and Andrew Nicholson, 2012). Only Davidson (4) and Richmond (3) have more in that span.

Last year marked the first time in the last 10 years that the Bonnies have not had multiple selections to the Atlantic 10 All-Conference teams.

2024-25 BONAVENTURE TRENDS

At Home.....	5-0
On The Road.....	3-0
Neutral Site.....	2-1

HALFTIME/LEADS/OVERTIME

Leading at the half.....	10-1
Tied at half.....	0-0
Trailing at half.....	0-0
Games decided by 5 pts or less.....	1-1
Games decided by 6-10 points.....	2-0
Games decided by 10+ points.....	7-0
Overtime games.....	0-0

OFFENSE

Scoring 80 points or more.....	2-0
Scoring 70-79 points.....	5-0
Shooting 40% or better.....	8-1
Shooting less than 40%.....	1-0
Opponent shooting 40% or better.....	7-0
Opponent shooting less than 40%.....	4-1
SBU player scoring 20+ points.....	3-0
Three+ SBU players in double digits.....	9-1

DEFENSE

Outrebounding opponent.....	7-0
Outrebounded by opponent.....	2-1
Even rebounding.....	1-0
SBU player with 10+ rebounds.....	2-1
Bonnies recording 10+ steals.....	5-0
Bonnies recording 5+ blocks.....	2-1

TURNOVERS/FOULS

More turnovers than opponent.....	0-1
Fewer turnovers than opponent.....	9-0
Even turnovers.....	1-0
More fouls than opponent.....	2-1
Fewer fouls than opponent.....	7-0
Even fouls.....	1-0

MISCELLANEOUS STATS

Afternoon Game.....	4-1
Night Game.....	6-0

DAY

Sunday.....	1-0
Monday.....	1-0
Tuesday.....	0-0
Wednesday.....	3-0
Thursday.....	0-1
Friday.....	1-0
Saturday.....	4-0

JERSEY

Wearing White.....	4-1
Wearing Brown.....	5-0
Wearing Gray.....	1-0

FOULS DRAWN TRACKER

Chance Moore.....	39
Noel Brown.....	34
Dasonte Bowen.....	32
Lajae Jones.....	17
Melvin Council Jr.....	14

DEFENSE ON LOCK

One of the keys to Bona's great start has been the strong play on the defensive end. By nearly all metrics, the Bonnies have ranked as one of the nation's top defenses thus far. **Entering this week, the Bonnies stand 17th in the country in scoring defense by allowing 61.4 points per game to opponents.** In the Dec. 4 win at Bucknell, Bona held the Bison to 47 points on their home court. It was the lowest scoring output by a Bonnies opponent since SBU limited Cleveland State to 42 points in a win at home Dec. 7, 2022. It was the first time that the Bonnies have held an opponent under 50 points on the road since holding George Mason to 49 in a win on the Patriots home court Jan. 8, 2020.

How SBU ranks defensively among all Division I teams (as of Dec. 16):

Steals per game – 47th (9.0)

Field goal percentage defense – 50th (39.6%)

Turnover margin: 73rd (+2.6)

Blocks per game – 77th (4.3)

Rebound margin: 91st (+4.8)

Turnovers forced per game: 93rd (14.1)

The Bonnies have been strong defensively without fouling – Bona is committing only 13 fouls per game, ranking 13th nationally in fewest fouls per contest.

NEWCOMERS WITH EXPERIENCE

St. Bonaventure has a nearly entirely new roster this year, welcoming seven transfers and 10 total newcomers. That doesn't mean that the Bonnies are an inexperienced group, though: the team starts two juniors, two seniors and a fifth year veteran. The roster boasted over 20 years of collegiate experience entering the year, including 15 at the Division I level.

TEAM CAPTAINS

- St. Bonaventure has selected **Noel Brown** and senior transfer **Melvin Council Jr.** as its team captains for this season. The captains were voted upon by their teammates following the conclusion of summer training.

IMPRESSIVE RESUMES

Multiple new Bonnies bring impressive resumes with them to Western New York including a trio who boast postseason accolades at the collegiate level.

Senior **Melvin Council Jr.** was a standout at Wagner last year, helping lead that program to the NCAA Tournament. He was named 2024 First Team All-NEC following the season. Prior to that, he starred at Monroe College where he was selected as a 2022 NJCAA Division I First Time Honorable Mention All-America as a freshman. Following his sophomore season at Monroe, he was celebrated as a 2023 NJCAA Division I First Team All-American.

Lajae Jones also was a star at the juco level last year, taking 2024 NJCAA Division I National Championship MVP honors as he led Barton (KS) College to the national title. He was also picked to the NJCAA Division I Second Team All-America squad.

Chance Moore was a standout at Missouri State the past two years. In 2023, he was selected to the Missouri Valley Conference All-Bench Team after serving as Missouri State's sixth man.

ST. BONAVENTURE

THE LAST TIME...?

...Bona scored 90-99 points in a game
1/26/24 vs. Saint Joseph's (W, 91-72)

...Bona scored 100+ points in a game
2/27/18 vs. Davidson (W, 117-113, 30T)

...Bona scored 100+ points in a regulation game
11/22/16 vs. Central Michigan (W, 102-71)

...Bona allowed 90-99 points in a game
11/27/21 vs. UNI (L, 90-80)

...Bona allowed 100+ points in a game
2/27/18 vs. Davidson (W, 117-113, 30T)

...Bona scored 50+ points in a half
1/17/24 vs. Rhode Island (51 first half)

...Bona played a single overtime game
2/17/24 vs. Davidson (W, 81-80)

...Bona played a double overtime game
3/14/24 vs. Loyola Chicago (W, 75-74, 2 OT)

...Bona played a triple overtime game
2/27/18 vs. Davidson (W, 117-113 3 OT)

...Bona won a game by 20-29 points
1/17/24 vs. Rhode Island (W, 99-64)

...Bona lost a game by 20-29 points
1/7/23 at SLU (L, 78-55)

...Bona lost a game by 30+ points
12/17/21 vs. Virginia Tech (L, 86-49)

...Bona won a game by 30+ points
1/17/24 vs. Rhode Island (W, 99-64)

...Bona forced 20+ turnovers
11/4/24 vs. CSUN (20)

...Bona had 25+ team assists
2/16/22 vs. UMass (25)

...Bona hit 15+ 3-pointers
2/27/21 vs. GW (15)

...Bona hit 0 3-pointers
11/24/17 vs. Maryland (W, 63-61)

...Two players scored 20+ points in a game
2/10/24 vs. Duquesne (Pride 22, Adams-Woods 21)

...Three players scored 20+ points in a regulation game
1/26/24 vs. Saint Joseph's (Banks III 29, Flowers 21, Venning 21)

...Three players scored 30+ points in any game
2/27/18 vs. Davidson (Adams 34, Mobley 33, Stockard 31 3 OT)

...Player scored 30+ points in a game
2/26/23 vs. Saint Joseph's (Daryl Banks III, 36)

...Player scored 40+ points in a game
2/7/18 vs. Saint Louis (Jaylen Adams, 44)

... Five double-figure scorers in a game
11/16/24 vs. Le Moyne (Brown 15, Jones 12, Council 12, Bowen 11, Hinton 10)

... Six double-figure scorers in a game
3/13/24 vs. La Salle

...Player had 10+ assists in a game
2/14/24 at Fordham (Mika Adams-Woods, 10)

...Player had 15+ rebounds in a game
1/21/22 at Duquesne (Osun Osunniyi, 17)

...Player had 5+ steals in a game
2/27/24 vs. Loyola Chicago (Moses Flowers, 5)

...Player had 5+ blocks in a game
1/17/24 vs. Rhode Island (Chad Venning, 6)

...Player had 6 or more 3-pointers in a game
2/14/24 at Fordham (Assa Essamvov, 7)

...Player had 20 points & 20 rebounds in a game
2/11/12 vs. Duquesne (Andrew Nicholson, 21 & 23)

...Multiple Bonnies double-doubles in a game
11/25/22 vs. Notre Dame (Venning 14 pts, 11 reb; Farrell 11 pts, 14 reb)

STARTING IN STYLE

St. Bonaventure's +12.2 scoring margin through the first 10 contests stood as Bona's best since the 1970-71 squad also opened the season with a 9-1 mark and a +16.4 scoring margin. Currently, the Bonnies have the 70th highest margin of victory in Division I.

Bona's highest scoring margin through 10 games all-time:

- 1969-70: +31.7 (10-0)
- 1967-68: +17.0 (10-0)
- 1970-71: +16.4 (9-1)
- 2024-25: +12.2 (9-1)**
- 2020-21: +10.3 (9-1)
- 2017-18: +10.1 (8-2)

St. Bonaventure began the season with its first 6-0 start in 51 years, last doing so in 1973. Bona's 7-1 month of November represents the best month of action for a Bonnies team since going 7-0 in January 2021.

NET GAIN

As of Dec. 16, the Bonnies ranked No. 56 in the NCAA NET rankings, second-highest among all Atlantic 10 squads behind only Dayton (23). Bona's only loss thus far came on a neutral court against Utah State, which stood No. 20 in the NET as of Monday. The Bonnies scored a top-100 win on a neutral floor vs. Providence as the Friars stand No. 74 in the NET. Bona has three top-100 wins as Northern Iowa ranked No. 81 and CSUN ranked No. 85.

GETTING DEFENSIVE

- Strong defense has long been a calling card of Mark Schmidt teams. Since the start of the 2020-21 season, the Bonnies have limited opponents to 65 points or less 61 times. St. Bonaventure is 52-9 in those contests.
- During the 17+ seasons with head coach Mark Schmidt at the helm, Bona teams have held opponents to 65 points or less 180 times. In those games, the Bonnies are 150-30.

NON-CONFERENCE SUCCESS

St. Bonaventure has produced a winning non-conference mark in 15 of 18 seasons under head coach Mark Schmidt. The lone outliers include his first season of 2007-08, 2018-19 when a young, injury-riddled squad went 4-9 but eventually rebounded to reach the Atlantic 10 Championship Game, and a 6-7 mark in '22-23 with an entirely new roster. Bona scored a 9-3 mark in non-conference play last season, its best since the NCAA Tournament year of 2017-18. This year, St. Bonaventure locked up another winning non-conference record before the calendar turned to December.

Bonnies non-conference records since 2008-09:

Season	Record
2024-25	10-1
2023-24	9-3
2022-23	6-7
2021-22	8-3
2020-21	2-0
2019-20	8-5
2018-19	4-9
2017-18	10-2
2016-17	8-4
2015-16	8-3
2014-15	7-4
2013-14	10-4
2012-13	7-6
2011-12	7-5
2010-11	8-5
2009-10	8-6
2008-09	9-4



Led Team in SCORING

Player	Points
Chance Moore	6
Noel Brown	3
Dasonte Bowen	2
Melvin Council Jr.	1

Led Team in REBOUNDS

Player	Rebounds
Chance Moore	8
Lajae Jones	3
Noel Brown	2
Melvin Council Jr.	1

Led Team in ASSISTS

Player	Assists
Melvin Council Jr.	6
Dasonte Bowen	6
Jonah Hinton	3
Chance Moore	2

20+ Point GAMES

Player	Games
Noel Brown	1
Chance Moore	1
Melvin Council Jr.	1

30+ Point GAMES

Player	Games
Chance Moore	1

Double-Figure SCORING

Player	Points
Chance Moore	10
Dasonte Bowen	8
Noel Brown	7
Melvin Council Jr.	7
Lajae Jones	5
Jonah Hinton	4

Double-Figure REBOUNDS

Player	Rebounds
Chance Moore	2
Melvin Council Jr.	1

Double-DOUBLES

Player	Games
Chance Moore	2
Melvin Council Jr.	1



ST. BONAVENTURE SPECIALTY STATS

Opponent	Off Turnovers	Paint	Second Chance	Fastbreak	Bench	Lead Changes	Times Tied	Time With Lead
CSUN	21 (+8)	26 (+6)	5 (-3)	18 (+15)	8 (-5)	1	2	35:18
at Canisius	12 (+6)	46 (+26)	17 (+7)	6 (-3)	14 (+9)	4	5	32:31
at FGCU	18 (+13)	36 (+2)	9 (-7)	12 (+7)	18 (-11)	3	1	36:38
LE MOYNE	12 (+3)	34 (+14)	15 (+8)	15 (+10)	15 (-7)	0	0	39:32
MANSFIELD	19 (+17)	46 (+26)	21 (+13)	20 (+11)	23 (+1)	0	0	39:32
BRYANT	21 (+4)	46 (+8)	6 (-14)	10 (+6)	12 (+2)	4	1	36:51
Utah State	2 (-11)	36 (+8)	14 (+10)	10 (-3)	5 (-12)	4	3	10:05
Northern Iowa	21 (-1)	34 (+6)	8 (+2)	14 (+7)	8 (-15)	1	4	22:03
at Bucknell	14 (+3)	30 (+6)	13 (+11)	2 (-6)	7 (-6)	5	0	36:54
BUFFALO	16 (+5)	30 (+6)	10 (+6)	19 (+13)	18 (-11)	0	0	39:26
Providence	10 (even)	38 (+20)	20 (even)	6 (-4)	2 (-22)	0	1	38:53

BOLD DENOTES SEASON-HIGH

PLUS/MINUS TRACKER

	GP	Season	High
Chance Moore	11	+134	+30 (vs. Mansfield)
Lajae Jones	11	+129	+20 (vs. Le Moyne)
Dasonte Bowen	10	+112	+22 (vs. Mansfield)
Noel Brown	11	+104	+20 (vs. Bryant)
Melvin Council Jr.	11	+99	+21 (vs. No. Iowa)
Jonah Hinton	11	+24	+11 (vs. Mansfield)
Jaxon Edwards	5	+8	+10 (at Canisius)
Xander Wedlow	8	+6	+5 (vs. Mansfield)
Duane Thompson	10	+1	+8 (vs. Bryant)

ST. BONAVENTURE START CHART

OPPONENT	1	2	3	4	5	RECORD
CSUN	Bowen	Council	Moore	Jones	Brown	1-0
at Canisius	Bowen	Council	Moore	Thompson	Brown	1-0
at FGCU	Bowen	Council	Moore	Jones	Brown	2-0
LE MOYNE	Bowen	Council	Moore	Jones	Brown	3-0
MANSFIELD	Bowen	Council	Moore	Jones	Brown	4-0
BRYANT	Bowen	Council	Moore	Jones	Brown	5-0
Utah State	Bowen	Council	Moore	Jones	Brown	5-1
Northern Iowa	Bowen	Council	Moore	Jones	Brown	6-1
at Bucknell	Bowen	Council	Moore	Jones	Brown	7-1
BUFFALO	Bowen	Council	Moore	Jones	Brown	8-1
Providence	Council	Hinton	Moore	Jones	Brown	1-0



HEAD OF THE CLASS

Mark Schmidt is St. Bonaventure's all-time-coaching wins leader. Now in his 18th season, Schmidt entered the year with 302 wins at St. Bonaventure, and 384 for his coaching career. With win No. 203 on Feb. 17, 2019 when the Bonnies topped George Mason, Schmidt surpassed Larry Weise's mark of 202 that had stood since 1973.

- **He stands 2nd in conference victories among active A-10 coaches with 158 Atlantic 10 wins** behind only Richmond's Chris Mooney and is fifth all-time in league history.
- Schmidt is the second-longest tenured active A-10 head coach (A-10 seasons only), again behind only Mooney who is in his 20th year with the Spiders.
- Schmidt's win total at St. Bonaventure ranks second among all active A-10 coaches for victories at their current school, behind only Mooney at Richmond.
- Schmidt is now the Bonnies' longest-tenured coach in program history. As he enters his 18th season at the helm, he has surpassed the 15-year tenure of Mike Reilly, the namesake for the Reilly Center, who led the program (as well as coached football during that time) from 1928-43.



SCHMIDT vs. THE A-10

Career record in A-10 games: 158-130

OPPONENT

Davidson	6-10
Dayton	3-18
Duquesne	24-13
Fordham	19-6
George Mason	11-3
GW	8-8
La Salle	11-10
Loyola Chicago	2-1
UMass	18-6
Rhode Island	9-13
Richmond	12-11
Saint Joseph's	21-8
Saint Louis	15-10
VCU	8-8

2024-25 A-10 HONORS

Chance Moore - Player of the Week (11/11/24)



ST. BONAVENTURE WINS CHART

Coach	Wins	Seasons
Mark Schmidt	312	17 (2007-Pres.)
Larry Weise	202	12 (1961-73)
Jim Satalin	156	9 (1973-82)
Eddie Donovan	139	8 (1953-61)
Mike Reilly	133	15 (1928-43)
Jim Baron	132	9 (1992-01)

A-10 CONFERENCE WINS CHART

Coach	Wins	School
1. John Chaney	296	Temple
2. Phil Martelli	218	SJU
3. Gale Catlett	180	WVU
4. Chris Mooney	173	Rich
5. Mark Schmidt	158	SBU
6. Jim Baron	139	SBU/URI

LEGENDS IN THE RAFTERS

BONNIES RETIRED NUMBERS

Name	No.	Notes
Bob Lanier, '70	31	All-American 1968-70, #1 pick in 1970 NBA Draft, @HoopHall inductee '92
Greg Sanders, '78	53	Bona's all-time leading scorer (2,238 pts), 1977 NIT MVP
Andrew Nicholson, '12	44	Led SBU to first A-10 title; 2,103 pts; 2012 NBA 1st Round pick
Tom Stith, '61	42	All-American 1960-61; 2,052 pts; averaged 31.5 ppg in 1959-60
Sam Stith, '60	22	Catalyst for Bona's three NIT runs and NCAA berth
Bill Butler, '68	14	Captain of 1967-68 undefeated regular season; 1,462 pts; 650 rb
Fred Crawford, '64	54	Led SBU to first NCAA bid; 1,738 pts; played for five NBA teams
Essie Hollis, '78	25	Led 1977 NIT title run; 1,905 pts, 977 rebounds
Earl Belcher, '81	25	1981 A-10 Player of the Year; 2,077 pts
Ronald Martin, '61	34	Point guard for two NIT teams and Bona's first NCAA Tournament club
Ken Murray, '51	13	Bona's first 1,000-point scorer; 1950 All-America; 1952 NBA Rookie of the Year

HONORED JERSEYS

Name	No.	Notes
Bill Kenville, '53	20	Only Bona grad to win an NBA title (1955 Syracuse Nationals)





HEAD COACH **MARK SCHMIDT**

2021, 2016 ATLANTIC 10 COACH OF THE YEAR
COACH OF 2016 A-10 REGULAR SEASON CO-CHAMPIONS /
2021 REGULAR SEASON CHAMPIONS & TOURNAMENT CHAMPIONS
2012 A-10 TOURNAMENT CHAMPIONS
2019 A-10 TOURNAMENT RUNNERS-UP
2012, 2018, 2021 NCAA TOURNAMENT, 2022 NIT SEMIFINALISTS

YEAR-BY-YEAR RECORD

AT ROBERT MORRIS

YEAR.....	RECORD	CONF.
'01-02:.....	12-18	11-9 (6th)
'02-03:.....	10-17	7-11 (8th)
'03-04:.....	14-15	10-8 (4th)
'04-05:.....	14-15	11-7 (3rd)
'05-06:.....	15-14	10-8 (5th)
'06-07:.....	17-11	9-9 (4th)

6 SEASONS 82-90..... 58-52

AT ST. BONAVENTURE

YEAR.....	RECORD	A-10
2007-08.....	8-22	2-14 (14th)
2008-09.....	15-15	6-10 (11th)
2009-10.....	15-16	7-9 (T-8th)
2010-11.....	16-15	8-8 (7th)
2011-12.....	20-12	10-6 (4th)
2012-13.....	14-15	7-9 (9th)
2013-14.....	18-15	6-10 (9th)
2014-15.....	18-13	10-8 (T-6th)
2015-16.....	22-9	14-4 (T-1st)
2016-17.....	20-12	11-7 (5th)
2017-18.....	26-8	14-4 (2nd)
2018-19.....	18-16	12-6 (4th)
2019-20.....	19-12	11-7 (5th)
2020-21.....	16-5	11-4 (1st)
2021-22.....	23-10	12-5 (4th)
2022-23.....	14-18	8-10 (9th)
2023-24.....	20-13	9-9 (7th)

17 SEASONS. 302-226 158-130

CAREER OVERVIEW

1989-91 ASST. COACH, ST. MICHAEL'S

1991-93 ASST. COACH, PENN STATE
 • NIT(1992)

1993-94 ASST. COACH, LOYOLA (MD.)
 • NCAA Tournament (1994)

1994-01 ASST. COACH, XAVIER UNIV.
 • NCAA (1995, 1997, 1998, 2000)
 • NIT (1999, 2000)
 • Atlantic 10 West Champ. (1997, 1998)
 • Atlantic 10 Tournament Champ. (1998)

2001-07 HEAD COACH
ROBERT MORRIS UNIVERSITY

2007-PRES. HEAD COACH
ST. BONAVENTURE UNIVERSITY
 • 2012 & 2021 Atlantic 10 Champions
 • 2022 NIT semifinals
 • 2018 NCAA Tournament (beat UCLA), set school record with 26 wins
 • Atlantic 10 regular season co-champions, NIT first round (2016)
 • Atlantic 10 Tournament semifinals (2014)
 • Atlantic 10 Tournament Championship Game (2019)

- The St. Bonaventure men's basketball program is in another golden era under head coach Mark Schmidt, who has now completed 17 seasons in charge of the program. St. Bonaventure's all-time wins leader, Schmidt has keyed the return of the Bonnies to national prominence and as one of the Atlantic 10's finest.

- In 2023-24, the Bonnies reached 20 wins for the sixth time under Schmidt on the way to a spot in the A-10 semifinals.

- The 2020-21 season became one of the most memorable in program history as the Bonnies captured the Atlantic 10 regular season and tournament championships, the first time Bona's has won both trophies in the same year. Despite a schedule greatly altered due to the pandemic, the Bonnies still added to their streak of double-digit conference victories, going 11-4 in A-10 play for their seventh straight season of 10 or more conference wins, the longest active streak among all Atlantic 10 programs. Junior guard Kyle Lofton earned First Team All-Atlantic 10 honors for the second year in a row, giving the program six consecutive years with a First Team All-Conference selection. Junior center Osun Osunniyi became the Bonnies' first A-10 Defensive Player of the Year and also picked up A-10 Tournament MVP honors as SBU won the league's automatic bid to the NCAA Tournament and received a No. 9 seed in the tourney, Bona's highest in the modern history of the bracket. Along with earning A-10 Coach of the Year honors for the second time, Schmidt was also named the National Association of Basketball Coaches (NABC) District Coach of the Year as well following the 2020-21 campaign.

- In '21-22, he led the Bonnies to their first AP Top 25 ranking in over 40 years, reaching No. 16 in the poll after capturing the Charleston Classic championship with wins over Boise State, Clemson and Marquette. Ultimately, the Bonnies would win 23 games and reach the NIT semifinals after becoming the first mid-major program to win three straight NIT games at Power 5 opponents following victories at Colorado, Oklahoma and Virginia. Schmidt also moved into fifth-place all-time in Atlantic 10 conference coaching wins with 141.

- Schmidt's teams are 248-158 (.611) since the 2011-12 season (entering the '24-25 season)

- A shortened schedule in '20-21 was the only thing that kept the Bonnies from an eighth straight season of 18 or more overall wins after the Bonnies finished 2019-20 with 19 victories before the pandemic shutdown.

- Though the 2019-20 season was cut short due to COVID-19, Schmidt's Bonnies continued their streak of rising to the top of the A-10 with their sixth consecutive season of double-digit conference wins, the longest active streak among all Atlantic 10 programs. SBU scored 19 victories overall, the seventh year in a row of 18 or more wins, and finished fifth in the A-10 regular season standings - the fifth straight year the program has finished in the league's top five. At the end of the season, sophomore point guard Kyle Lofton gave the program five straight years with a First Team All-

- Schmidt is one of the longest tenured coaches in Division I at his current school. The only active D-I coaches to be at the same school for 17 or more seasons: Greg Kampe (Oakland, 40 seasons), Ron Cottrell (Houston Christian, 33), Tom Izzo (Michigan St., 29), Mark Few (Gonzaga, 25), James Jones (Yale, 24), Randy Bennett (Saint Mary's, 23), Leonard Hamilton (22, FSU), Bill Self (Kansas, 21), Scott Drew (Baylor, 21), Matt Painter (Purdue, 19), Chris Mooney (Richmond, 19), Ben Jacobson (Northern Iowa, 18), Mark Schmidt (SBU, 17), Tommy Amaker (Harvard, 17).

Bonnies™

ON THE BENCH



SEAN
NEAL

- In his seventh season with the program **Associate Head Coach • La Salle, '07, '11**
- Named Associate Head Coach prior to last season
- Led the recruitment of center Osun Osunniyi, '22, the only two-time Atlantic 10 Defensive Player of the Year in program history
- Spent 10 seasons at fellow Atlantic 10 member La Salle with former head coach Dr. John Giannini, serving as video coordinator, director of operations and four years as assistant coach
- Helped La Salle to 2013 Sweet 16 and end of season national Top 25 ranking
- Played collegiately at La Salle (2003-07) and was a member of the 2005-06 team which finished third in the A-10 with 18 wins. Appeared in 77 career games at point guard
- Springfield, Mass. native who was named the Massachusetts Player of the Year while playing at Springfield Cathedral High



CHRIS
LOWE

- In his fourth season with the program **Assistant Coach • UMass, '09, Saint Louis '20**
- Prior to arriving at Bona's, he spent the 2021-22 season at UTRGV
- Played collegately at UMass where he graduated as the Minutemen's record-holder in career assists with 678, a total that ranks sixth all-time in Atlantic 10 history
- Became just the seventh A-10 player with 1,000+ points and 600+ assists during his UMass career
- Played professionally for eight years, first in the NBA G League (2009-10) before moving overseas to Lithuania, Slovakia and Austria
- Started coaching career at Saint Louis as a graduate assistant, serving on the 2019 Atlantic 10 Championship coaching staff



DANA
VALENTINE

- In his second season with the program **Assistant Coach • Worcester State**
- Valentine comes to Western New York after serving on staff at Putnam Science Academy in Connecticut. He helped guide Putnam to back-to-back prep national championships as an assistant coach with the Mustangs, working with all aspects of one of the nation's best prep programs
- Prior to his arrival at Putnam, he was an assistant on the staff at Notre Dame Prep in 2016 and 2017 and also coached with AAU New England from 2016-21, serving as head coach of the 15U team, assistant coach for the 16U and 17U squads and recruiting coordinator.
- Valentine was a football collegiate student-athlete at Worcester State University including his junior season when he rushed for 674 yards and six touchdowns. He is originally a native of Roxbury, Mass.



MIKE
SCHMIDT

- In his second season with the program **Graduate Assistant • Alfred '23**
- Son of head coach Mark Schmidt
- Finished his playing career at Division III Alfred where he started 81 of 85 career games and scored 940 career points including 13.6 ppg as a senior
- Was an All-Conference performer at Alfred
- Follows in the footsteps of older brother Nick who also served as a graduate assistant on his father's staff at SBU. Nick currently is a coach on staff at Putnam Science Academy



HOME SWEET HOME



BONNIES HOME SUCCESS

- 58-17 at home (.773) in Atlantic 10 play since 2015-16
- 137-45 record at home (.752) the past nine seasons
- 174-68 record at home under head coach Mark Schmidt (.719)
- 527-227 record at home all-time (.699)

ONE OF THE NATION'S TOP VENUES

- “The Reilly Center has enjoyed multiple stretches as one of the game’s most hostile venues. Fans arrive early and don’t wait until tipoff to start cheering. In good years, you don’t want to play at the Reilly Center ... this is one of America’s more underrated venues.” - ESPN.com
- In 2016, ESPN selected The RC as the most difficult place for opponents to play in the Atlantic 10 and one of the top 10 such venues in the nation thanks to its often raucous crowds and tremendous college basketball atmosphere

Did you know?

- St. Bonaventure is one of 38 schools to both reach the Final Four as well as win an NIT championship.
- Between 2015-16 and 2021-22, the Bonnies had a .667 combined winning percentage including two A-10 regular season titles (2016 & 2021), an A-10 tournament championship (2021), A-10 runner-up finish (2019), two NCAA Tournament appearances (2018 at-large, First Four win vs. UCLA & 2021, No. 9 seed) and an NIT semifinal run (2022).
- After a rare down year in 2022-23 (14-18), the Bonnies responded with another 20-win season last year. Bona has not had back-to-back losing seasons under head coach Mark Schmidt.

BIG RC WINS

Feb. 21, 1969 - SBU 97, Seton Hall 67

In 1969, Bob Lanier was stepping on every college team that dared cross his path. Not only did he already hold the Reilly Center record for rebounds in a game with 27, but against Seton Hall Lanier scored a school and RC record 51 points.

Dec. 21, 1969 - SBU 77, Duquesne 58

The largest crowd ever to witness a game at the Reilly Center saw the Bonnies defeat Duquesne, 77-58. The standing room only crowd of 6,291 flooded the aisles and any available spots on the floor.

Feb. 4, 1995 - SBU 69, Rhode Island 66

The Bonnies scored the 1,000th win in St. Bonaventure history.

March 16, 1995 - SBU 75, So. Miss 70

St. Bonaventure played its first-ever home postseason game during the 1995 NIT when they hosted Southern Mississippi in round one. More than 6,000 fans watched as the Bonnies prevailed.

1997-98 Ranked Wins

During the 1997-98 season, St. Bonaventure defeated three Top 20 teams at The RC. Thirteenth-ranked Xavier (80-77), 20th-ranked Rhode Island (86-81) and 20th-ranked Massachusetts (72-70, 2OT) fell, much to the delight of the Bona faithful.

Jan. 15, 2000 - SBU 57, #13 Temple 56

In a game many fans described as the best they had ever seen in The RC, J.R. Bremer’s three-pointer with 2.8 seconds left gave the Bonnies a 57-56 win over 13th-ranked Temple.

Jan. 29, 2014 - SBU 78, #19 UMass 65

Charlon Kloof scored 14 points as the Bonnies registered their first Top 25 win since 2000.

Feb. 7, 2015 - SBU 73, #18 VCU 71

Marcus Posley played the hero on Feb. 7, 2015, when he drove and scored on an off-balance shot as time expired to give St. Bonaventure a 73-71 win over No. 18 VCU.

Feb. 16, 2017 - SBU 77, #14 Rhode Island 74

St. Bonaventure ended what was the nation’s active longest winning streak when the Bonnies beat No. 14/16 Rhode Island live before a Friday night national TV audience on ESPN2.

Dec. 7, 2019 - SBU 73, Hofstra 45

With the 1970 Final Four team in attendance as well as the program’s All-Time Team, Bona dominated the Pride.



CHANCE MOORE 0

Senior | G | 6-6 / 210 | Brookhaven, Ga. | McEachern (Mo. St/Arkansas)

GAME-BY-GAME

Opponent	Date	GS	MIN	Total		3-Pointers		Free throws		Rebounds				PF	A	TO	BLK	STL	PTS	AVG	
				FG-FGA	PCT	3FG-3FGA	PCT	FT-FTA	PCT	OFF	DEF	TOT	AVG								
CSUN	11/04/2024	*	27:55	6-13	.462	2-7	.286	4-7	.571	2	7	9	9.0	4	3	3	0	2	18	18.0	
at Canisius	11/09/2024	*	33:08	9-13	.692	1-3	.333	8-8	1.000	2	4	6	7.5	1	0	1	3	2	27	22.5	
at FGCU	11/13/2024	*	36:52	5-12	.417	2-5	.400	6-8	.750	1	7	8	7.7	1	1	3	0	3	18	21.0	
Le Moyne	11/16/2024	*	31:08	2-7	.286	0-4	.000	2-6	.333	2	6	8	7.8	2	2	2	3	1	6	17.3	
Mansfield	11/20/2024	*	30:23	6-11	.545	1-3	.333	3-4	.750	4	8	12	8.6	0	1	1	1	2	16	17.0	
Bryant	11/24/2024	*	40:00	5-7	.714	2-4	.500	0-1	.000	0	5	5	8.0	0	3	1	0	12	16.2		
vs Utah St.	11/28/2024	*	34:00	4-12	.333	2-5	.400	2-5	.400	2	5	7	7.9	5	0	1	4	1	12	15.6	
vs UNI	11/29/2024	*	37:54	6-12	.500	2-4	.500	0-0	.000	2	3	5	7.5	2	1	2	1	4	14	15.4	
at Bucknell	12/04/2024	*	29:52	6-9	.667	3-5	.600	2-4	.500	4	2	6	7.3	1	0	2	2	2	17	15.6	
Buffalo	12/07/2024	*	37:40	5-11	.455	0-3	.000	6-8	.750	0	2	2	6.8	1	0	0	1	1	16	15.6	
vs Providence	12/14/2024	*	37:33	4-11	.364	0-3	.000	2-4	.500	6	6	12	7.3	3	1	2	1	0	10	15.1	
Totals			11	376:25	58-118	.492	15-46	.326	35-55	.636	25	55	80	7.3	20	9	20	17	18	166	15.1

CAREER HONORS

- A-10 Player of the Week (11/11/24)
- 2023 MVC All-Bench Team

2024-25 / CAREER HIGHS

MINUTES

Season 40 vs. Bryant (11/24/24)
 Career Same

POINTS

Season 27 at Canisius (11/9/24)
 Career 28 vs. Evansville (11/29/23)

REBOUNDS

Season 12, 2x. last vs. Providence (12/14/24)
 Career 15 vs. Lindenwood (12/19/23)

FIELD GOALS

Season 9 at Canisius (11/9/24)
 Career 10 vs. Valparaiso (2/17/24)

3-POINT FIELD GOALS

Season 3 at Bucknell (12/4/24)
 Career 5, 3x. last vs. Evansville (11/29/23)

FREE THROWS

Season 8 at Canisius (11/9/24)
 Career Same

ASSISTS

Season 3 vs. CSUN (11/4/24)
 Career 3, 2x, last vs. CSUN (11/4/24)

STEALS

Season 4 vs. Northern Iowa (11/29/24)
 Career Same

BLOCKS

Season 4 vs. Utah St. (11/28/24)
 Career Same

MISCELLANEOUS

2024-25 in Double Figures 10
 Career in Double Figures 42
 Career Double-Doubles 5

TOP 5 SCORING PERFORMANCES

- 28 points vs. Evansville (11/29/23)
- 27 points at Canisius (11/9/24)
- 25 points vs. Valparaiso (2/17/24)
- 24 points at West Virginia (11/6/23)
- 23 points vs. Belmont (2/3/24)

Player Averages

Games Played	Minutes/game	Points/game	FG Pct	3FG Pct	FT Pct	Rebounds/game	Assists/game	Turnovers/game	Assist/Turnover ratio	Steals/game	Blocks/game
11	34.2	15.1	49.2	32.6	63.6	7.3	0.8	1.8	0.5	1.6	1.5

At Missouri State (2022-24)

Started 20 of 31 games, averaging 10.7 points and 5.3 rebounds in nearly 27 minutes per contest during the 2023-24 season ... was one of the top Missouri Valley reserves as he was named to the MVC All-Bench Team after recording over 10 points per game, scoring in double figures 15 times while ranking 11th in the league in blocks per game as MSU's sixth man as a sophomore in 2022-23.

At Arkansas (2021-22)

Moore played in five games for Arkansas in 2021-22, recording five points and three rebounds in limited action as the only freshman in the Razorbacks' 2021 recruiting class ... scored two points and snagged two rebounds in home win over Missouri (1/12/22) ... posted three points with a rebound in road win at Georgia (2/2/22) ... also saw action in NCAA Tournament win over New Mexico State (3/19/22) as part of an Elite Eight run.

High School

A four-star guard out of McEachern High in Powder Springs, Ga. ... led coach Mike Thompson's Indians to a 28-5 overall record 7A top-four state finish after averaging 23.1 pts and 9.2 rebounds per game as a senior ... earned Atlanta Journal-Constitution 7A All-State second-team honors in 2021 and second-team All-Cobb County distinction ... the No. 97 overall recruit in the 2021 class, per 247Sports composite rankings, and was the No. 24 shooting guard and the No. 5 overall recruit from the state of Georgia ... also listed as the No. 4 overall prospect in Georgia by ESPN, while being a finalist for the Sports Illustrated All-American team and McDonald's All-America squad.

Personal

Born in Miami, Fla. ... son of John Moore and Julie Fincher of Brookhaven, Ga. ... stepfather is Eddie Fincher ... has two sisters, London and Brooklyn ... father played football at Air Force.

CAREER STATS

SEASON	TEAM	GP-GS	MIN/AVG	Field Goals		3-Point		F-Throws		Rebounds				Scoring						
				FG-FGA	FG%	3FG-3FGA	3FG%	FT-FTA	FT%	OFF	DEF	TOT	AVG	PF-FO	A	TO	BLK	STL	PTS	AVG
2021-22	AR	5-0	8/1.5	2-4	.500	1-2	.500	0-0	.000	1	2	3	0.6	2-0	0	0	0	0	5	1.0
2022-23	MOST	31-3	677/21.9	114-265	.430	50-146	.342	51-84	.607	29	91	120	3.9	53-1	16	36	17	25	329	10.6
2023-24	MOST	31-20	833/26.9	115-279	.412	44-149	.295	58-94	.617	31	134	165	5.3	46-0	15	26	29	23	332	10.7
2024-25	SBU	11-11	376/34.2	58-118	.492	15-46	.326	35-55	.636	25	55	80	7.3	20-1	9	20	17	18	166	15.1
TOTAL FOR SBU	11-11	376/34.2	58-118	.492	15-46	.326	35-55	.636	25	55	80	7.3	20-1	9	20	17	18	166	15.1	
TOTAL	78-34	1894/24.3	289-666	.434	110-343	.321	144-233	.618	86	282	368	4.7	121-2	40	82	63	66	832	10.7	



DUANE THOMPSON

I

R-Freshman | F | 6-8 / 210 | Boston, Mass. | Holbrook (Putnam Science)

GAME-BY-GAME

Opponent	Date	GS	MIN	Total		3-Pointers		Free throws		Rebounds				PF	A	TO	BLK	STL	PTS	AVG
				FG-FGA	PCT	3FG-3FGA	PCT	FT-FTA	PCT	OFF	DEF	TOT	AVG							
CSUN	11/04/2024		08:16	0-2	.000	0-2	.000	1-3	.333	1	0	1	1.0	1	0	0	0	0	1	1.0
at Canisius	11/09/2024	*	12:46	3-5	.600	1-3	.333	0-0	.000	0	3	3	2.0	0	0	0	0	0	7	4.0
at FGCU	11/13/2024		07:05	2-3	.667	2-2	1.000	1-2	.500	0	2	2	2.0	0	0	2	0	0	7	5.0
Le Moyne	11/16/2024		06:22	1-1	1.000	1-1	1.000	0-3	.000	0	1	1	1.8	0	1	0	0	0	3	4.5
Mansfield	11/20/2024		04:57	0-7	.000	0-4	.000	0-0	.000	0	0	0	1.4	0	0	0	0	0	3.6	
Bryant	11/24/2024		07:05	1-2	.500	1-2	.500	0-0	.000	0	1	1	1.3	2	0	1	0	0	3	3.5
vs Utah St.	11/28/2024		07:57	0-1	.000	0-0	.000	0-0	.000	0	2	2	1.4	1	0	1	1	0	0	3.0
vs UNI	11/29/2024		14:21	0-0	.000	0-0	.000	1-2	.500	1	1	2	1.5	1	1	1	0	1	1	2.8
at Bucknell	12/04/2024		08:21	0-2	.000	0-1	.000	0-0	.000	0	1	1	1.4	1	0	0	0	0	2.4	
vs Providence	12/14/2024		04:29	0-0	.000	0-0	.000	0-0	.000	0	0	0	1.3	0	0	0	0	0	2.2	
Totals		1	81:39	7-23	.304	5-15	.333	3-10	.300	2	11	13	1.3	6	2	5	1	1	22	2.2

Player Averages

Games Played	Minutes/game	Points/game	FG Pct	3FG Pct	FT Pct	Rebounds/game	Assists/game	Turnovers/game	Assist/Turnover ratio	Steals/game	Blocks/game
10	8.2	2.2	30.4	33.3	30.0	1.3	0.2	0.5	0.4	0.1	0.1

2024-25 / CAREER HIGHS

MINUTES

Season 14 vs. Northern Iowa (11/29/24)
Career Same

POINTS

Season 7, 2x last at FGCU (11/9/24)
Career Same

REBOUNDS

Season 3 at Canisius (11/9/24)
Career Same

FIELD GOALS

Season 3 at Canisius (11/9/24)
Career Same

3-POINT FIELD GOALS

Season 2 at FGCU (11/13/24)
Career Same

FREE THROWS

Season 1, 3x. last vs. UNI (11/29/24)
Career Same

ASSISTS

Season 1 vs. Le Moyne (11/16/24)
Career Same

STEALS

Season 1 vs. Northern Iowa (11/29/24)
Career Same

BLOCKS

Season 1 vs. Utah St. (11/28/24)
Career Same

MISCELLANEOUS

2024-25 in Double Figures 0
Career in Double Figures 0

TOP 5 SCORING PERFORMANCES

- 7 points at Canisius (11/9/24)
7 points at FGCU (11/13/24)
- 3 points vs. Bryant (11/24/24)
3 points vs. Le Moyne (11/16/24)
- 1 point vs. CSUN (11/4/24)

NUMBER ONE FOR #1


Bona's redshirt freshman **Duane Thompson** is one of three players who were on the SBU roster last year, though he did not see any game action during the regular season as he redshirted. He made his collegiate debut in the opener vs. CSUN, and then his first career start at Canisius. He immediately responded with his first collegiate field goal: a three-pointer on the game's opening possession. He scored seven points in back-to-back road games at Canisius and at FGCU.

As A Freshman (2023-24)

Redshirted season

High School / Prep

Helped Putnam Science Academy to a 39-3 record and a national championship ... ranked as the No. 10 prospect in New England by the New England Recruiting Report prior to reclassifying from the 2024 class to 2023 ... averaged seven points, three assists and two steals while shooting over 48 percent from the floor in 15 minutes per game for PSA ... averaged 21.7 points per game as a freshman at Holbrook High.



JAXON EDWARDS 2

Junior | G | 6-5 / 195 | Indianapolis, Ind. | Cathedral (Valpo/Murray St.)

GAME-BY-GAME

Opponent	Date	GS	MIN	Total		3-Pointers		Free throws		Rebounds				PF	A	TO	BLK	STL	PTS	AVG
				FG-FGA	PCT	3FG-3FGA	PCT	FT-FTA	PCT	OFF	DEF	TOT	AVG							
CSUN	11/04/2024		07:03	1-2	.500	0-1	.000	0-2	.000	0	2	2	2.0	0	0	1	0	0	2	2.0
at Canisius	11/09/2024		11:34	0-0	.000	0-0	.000	0-0	.000	1	4	5	3.5	2	1	0	0	2	0	1.0
at FGCU	11/13/2024		04:29	0-1	.000	0-1	.000	0-0	.000	0	0	0	2.3	0	0	0	0	0	0	0.7
Le Moyne	11/16/2024		03:45	0-0	.000	0-0	.000	0-0	.000	1	2	3	2.5	1	1	1	0	0	0	0.5
Mansfield	11/20/2024		08:25	2-3	.667	0-0	.000	0-0	.000	1	0	1	2.2	0	1	2	1	2	4	1.2
Totals		0	35:16	3-6	.500	0-2	.000	0-2	.000	3	8	11	2.2	3	3	4	1	4	6	1.2

2024-25 / CAREER HIGHS

MINUTES

Season 11 at Canisius (11/9/24)
 Career 33, 3x. last at Missouri State (2/17/24)

POINTS

Season 4 vs. Mansfield (11/20/24)
 Career 19 vs. Green Bay (11/14/23)

REBOUNDS

Season 5 at Canisius (11/9/24)
 Career 15 at Illinois (11/17/23)

FIELD GOALS

Season 1 vs. CSUN (11/4/24)
 Career 8 vs. Green Bay (11/14/23)

3-POINT FIELD GOALS

Season N/A
 Career 2, 7x. last vs Belmont (2/10/24)

FREE THROWS

Season N/A
 Career 3, 2x. last at Elon (12/29/23)

ASSISTS

Season 1, 3x.
 Career 2, 5x. last at Indiana State (2/7/24)

STEALS

Season 2, 2x, last vs. Mansfield (11/20/24)
 Career 4 vs. Evansville (2/3/24)

BLOCKS

Season 1 vs. Mansfield (11/20/24)
 Career 4 vs. Green Bay (11/14/23)

MISCELLANEOUS

2024-25 in Double Figures 9
 Career in Double Figures 9

TOP 5 SCORING PERFORMANCES

- 19 points vs. Green Bay (11/14/23)
- 15 points at Elon (12/29/23)
- 13 points, 2x. last vs. Belmont (2/10/24)
- 12 points at Missouri St. (2/17/24)
- 10 points, 2x. last vs. Evansville (2/3/24)

Player Averages

Games Played	Minutes/game	Points/game	FG Pct	3FG Pct	FT Pct	Rebounds/game	Assists/game	Turnovers/game	Assist/Turnover ratio	Steals/game	Blocks/game
5	7.1	1.2	50.0	0.0	0.0	2.2	0.6	0.8	0.8	0.8	0.2

At Valpo (2023-24)

Saw action in 31 games and made 21 starts ... averaged 7.3 points and 4.9 rebounds per contest, adding 40 blocks and 15 steals. ... shot over 40 percent from the floor and registered double-figure scoring nine times as well as double-figure rebounds twice with a career-best of 15 boards vs. nationally-ranked Illinois ... ranked fifth among all Missouri Valley Conference players in blocks per game (1.29) and 15th in offensive rebounds per contest (1.48).

At Murray State (2022-23)

Played in 11 games during his freshman year at Murray State, totaling 29 minutes ... went 3-of-6 from the field and pulled down eight rebounds ... made his collegiate debut at Saint Louis ... scored his first collegiate points vs. Tulsa.

High School

A McDonald's All-America nominee following his senior season ... led Cathedral to the 2021-22 Indiana 4A state championship ... averaged 10.9 points, 5.9 rebounds and 2.7 assists while hitting 3s at a 40.8 percent clip during his senior season ... played for D1 Indiana on the Under Armour Circuit for head coach Brian Keeton ... earned a spot on the Indiana All-Star team and was twice named to the all-state squad ... during his junior year of high school, averaged 10.7 points, 5.6 rebounds and 1.6 assists while competing in one of the nation's top areas for high school basketball and was a finalist for Indiana Junior All-Star team that season ... excelled in big games, scoring 17 points in the Indianapolis City Championship against Crispus Attucks and 19 against the top team in Class 2A, Fort Wayne Blackhawk Christian.

CAREER STATS

SEASON	TEAM	GP-GS	MIN/AVG	Field Goals		3-Point		F-Throws		Rebounds				Scoring						
				FG-FGA	FG%	3FG-3FGA	3FG%	FT-FTA	FT%	OFF	DEF	TOT	AVG	PF-FO	A	TO	BLK	STL	PTS	AVG
2022-23	MUR	11-0	28/2.6	3-6	.500	0-1	.000	0-1	.000	3	5	8	0.7	0-0	1	1	1	2	6	0.5
2023-24	VALPO	31-21	770/24.8	89-221	.403	22-68	.324	26-34	.765	46	105	151	4.9	54-0	23	34	40	15	226	7.3
2024-25	SBU	5-0	35/7.1	3-6	.500	0-2	.000	0-2	.000	3	8	11	2.2	3-0	3	4	1	4	6	1.2
TOTAL FOR SBU		5-0	35/7.1	3-6	.500	0-2	.000	0-2	.000	3	8	11	2.2	3-0	3	4	1	4	6	1.2
TOTAL		47-21	833/17.7	95-233	.408	22-71	.310	26-37	.703	52	118	170	3.6	57-0	27	39	42	21	238	5.1



MILES ROSE

3

Sophomore | G | 6-4 / 195 | Rochester, N.Y. | Bishop Kearney (Putnam Science)

GAME-BY-GAME

Opponent	Date	GS	MIN	Total		3-Pointers		Free throws		Rebounds				PF	A	TO	BLK	STL	PTS	AVG
				FG-FGA	PCT	3FG-3FGA	PCT	FT-FTA	PCT	OFF	DEF	TOT	AVG							
Mansfield	11/20/2024		03:58	2-2	1.000	1-1	1.000	0-0	.000	0	0	0	0.0	0	1	0	0	0	5	5.0
at Bucknell	12/04/2024		01:26	0-1	.000	0-0	.000	0-0	.000	0	0	0	0.0	1	0	0	0	0	2.5	
Totals		0	05:24	2-3	.667	1-1	1.000	0-0	.000	0	0	0	0.0	1	1	0	0	0	5	2.5

Player Averages

Games Played	Minutes/game	Points/game	FG Pct	3FG Pct	FT Pct	Rebounds/game	Assists/game	Turnovers/game	Assist/Turnover ratio	Steals/game	Blocks/game
2	2.7	2.5	66.7	100.0	0.0	0.0	0.5	0.0	1.0	0.0	0.0

2024-25 / CAREER HIGHS

MINUTES

Season 4 vs. Mansfield (11/20/24)
 Career 11 vs. Siena (12/9/23)

POINTS

Season 5 vs. Mansfield (11/20/24)
 Career Same

REBOUNDS

Season N/A
 Career 2 vs. Siena (12/9/23)

FIELD GOALS

Season 2 vs. Mansfield (11/20/24)
 Career Same

3-POINT FIELD GOALS

Season 1 vs. Mansfield (11/20/24)
 Career Same

FREE THROWS

Season N/A
 Career N/A

ASSISTS

Season 1 vs. Mansfield (11/20/24)
 Career Same

STEALS

Season N/A
 Career 1 vs. Siena (12/9/23)

BLOCKS

Season N/A
 Career N/A

MISCELLANEOUS

2024-25 in Double Figures 0
 Career in Double Figures 0

As A Freshman (2023-24)

Played in one game as a true freshman, recording two points and two rebounds in 10 minutes off the bench vs. Siena (12/9).

High School / Prep

Played two seasons and served as starting guard for national prep champions at Putnam Science Academy ... averaged seven points and two assists while shooting 43 percent from the floor in 2022-23 ... averaged 20 minutes per game as PSA finished 39-3 and won their final 21 games ... posted four points and three rebounds per game in a reserve role in first season at PSA in 2021-22, helping the team to a national championship ... started high school career at Bishop Kearney in Rochester, earning First Team All-League honors in 2020 ... played AAU ball with New York Jayhawks and adidas3SSB, posting 9.6 ppg ... also played football.

TOP 5 SCORING PERFORMANCES

- 5 points vs. Mansfield (11/20/24)
- 2 points vs. Siena (12/9/23)

CAREER STATS

			Field Goals		3-Point		F-Throws		Rebounds				Scoring							
SEASON	TEAM	GP-GS	MIN/AVG	FG-FGA	FG%	3FG-3FGA	3FG%	FT-FTA	FT%	OFF	DEF	TOT	AVG	PF-FO	A	TO	BLK	STL	PTS	AVG
2023-24	SBU	1-0	11/10.6	1-5	.200	0-1	.000	0-2	.000	1	1	2	2.0	0-0	0	0	0	1	2	2.0
2024-25	SBU	2-0	5/2.7	2-3	.667	1-1	1.000	0-0	.000	0	0	0	0.0	1-0	1	0	0	0	5	2.5
TOTAL		3-0	16/5.3	3-8	.375	1-2	.500	0-2	.000	1	1	2	0.7	1-0	1	0	0	1	7	2.3



DASONTE BOWEN 5

Junior | G | 6-2 / 175 | Boston, Mass. | Brewster Academy (Iowa)

GAME-BY-GAME

Opponent	Date	GS	MIN	Total		3-Pointers		Free throws		Rebounds				PF	A	TO	BLK	STL	PTS	AVG	
				FG-FGA	PCT	3FG-3FGA	PCT	FT-FTA	PCT	OFF	DEF	TOT	AVG								
CSUN	11/04/2024	*	32:33	1-4	.250	0-3	.000	9-13	.692	0	1	1	1.0	1	2	1	0	2	11	11.0	
at Canisius	11/09/2024	*	27:53	4-8	.500	0-1	.000	4-4	1.000	2	0	2	1.5	1	4	2	1	1	12	11.5	
at FGCU	11/13/2024	*	34:01	4-9	.444	0-3	.000	3-4	.750	1	3	4	2.3	4	5	2	0	2	11	11.3	
Le Moyne	11/16/2024	*	28:17	4-9	.444	1-3	.333	2-3	.667	0	6	6	3.3	1	3	2	0	2	11	11.3	
Mansfield	11/20/2024	*	28:00	4-10	.400	0-2	.000	1-2	.500	2	3	5	3.6	1	8	1	0	2	9	10.8	
Bryant	11/24/2024	*	30:52	3-10	.300	0-0	.000	2-2	1.000	2	1	3	3.5	2	3	1	0	3	8	10.3	
vs Utah St.	11/28/2024	*	35:37	6-12	.500	1-3	.333	2-4	.500	0	4	4	3.6	2	4	4	0	2	15	11.0	
vs UNI	11/29/2024	*	30:18	4-6	.667	1-1	1.000	8-8	1.000	1	2	3	3.5	0	3	1	0	2	17	11.8	
at Bucknell	12/04/2024	*	30:19	4-8	.500	1-2	.500	2-2	1.000	0	5	5	3.7	3	4	5	0	2	11	11.7	
Buffalo	12/07/2024	*	32:41	0-4	.000	0-1	.000	6-8	.750	0	5	5	3.8	3	6	4	0	2	6	11.1	
Totals			10	310:31	34-80	.425	4-19	.211	39-50	.780	8	30	38	3.8	18	42	23	1	20	111	11.1

2024-25 / CAREER HIGHS

MINUTES

Season 35 vs. Utah St. (11/28/24)
Career Same

POINTS

Season 17 vs. Northern Iowa (11/29/24)
Career 17, 2x. last vs. UNI (11/29/24)

REBOUNDS

Season 6 vs. Le Moyne (11/16/24)
Career Same

FIELD GOALS

Season 6 vs. Utah St. (11/28/24)
Career Same

3-POINT FIELD GOALS

Season 1, 4x.
Career 2 vs Eastern Illinois (12/21/22)

FREE THROWS

Season 9 vs. CSUN (11/4/24)
Career 9, 2x, last vs. CSUN (11/4/24)

ASSISTS

Season 8 vs. Mansfield (11/20/24)
Career Same

STEALS

Season 3 vs. Bryant (11/24/24)
Career 3, 2x. last vs. Bryant (11/24/24)

BLOCKS

Season 1 at Canisius (11/9/24)
Career 1, 3x.

MISCELLANEOUS

2024-25 in Double Figures 7
Career in Double Figures 14

TOP 5 SCORING PERFORMANCES

- 17 points vs. Northern Iowa (11/29/24)
- 17 points vs. Arkansas St. (11/17/23)
- 15 points vs. Utah St. (11/28/24)
- 15 points vs. NIU (12/29/23)
- 13 points at Iowa St. (12/7/23)

Player Averages

Games Played	Minutes/game	Points/game	FG Pct	3FG Pct	FT Pct	Rebounds/game	Assists/game	Turnovers/game	Assist/Turnover ratio	Steals/game	Blocks/game
10	31.1	11.1	42.5	21.1	78.0	3.8	4.2	2.3	1.8	2.0	0.1

At Iowa (2022-24)

Played in 51 career games with the Hawkeyes including eight starts as a sophomore ... posted 4.4 points, 2.0 assists and 1.3 rebounds in 2023-24 and scored in double figures four times while registering five or more assists in three contests ... produced a 3-to-1 assist-to-turnover ratio with 49 assists and 16 turnovers in sophomore season ... shot nearly 40 percent overall from the floor and recorded a career-high 17 points vs. Arkansas State ... as a freshman, he recorded a season-high 12 points vs. Duke in Madison Square Garden while handing out four assists in his first college game vs. Wisconsin.

High School


All-NEPSAC first team honoree as a senior and sophomore... helped lead Brewster Academy to NEPSAC AAA championship his senior season... netted 37 points and seven assists in a game as a sophomore at Worcester Academy... averaged 15.2 points, 3.6 rebounds, 2.6 assists, and 1.4 steals while shooting 52.7 percent from the field, 47.4 percent from 3-point range, and 90 percent from the foul line the summer of 2021 playing EYBL.

Personal

Son of Raymona and Ray, and stepmother Stephanie Bowen... has five siblings, Sasha, Shaina, Raymond, Sheena and Charne.

CAREER STATS

SEASON	TEAM	GP-GS	MIN/AVG	Field Goals		3-Point		F-Throws		Rebounds				Scoring						
				FG-FGA	FG%	3FG-3FGA	3FG%	FT-FTA	FT%	OFF	DEF	TOT	AVG	PF-FO	A	TO	BLK	STL	PTS	AVG
2022-23	Iowa	26-1	243/9.3	29-61	.475	4-11	.364	19-28	.679	9	14	23	0.9	26-0	26	25	1	7	81	3.1
2023-24	Iowa	25-8	335/13.4	36-91	.396	4-18	.222	33-39	.846	15	17	32	1.3	33-0	49	16	1	11	109	4.4
2024-25	SBU	10-10	311/31.1	34-80	.425	4-19	.211	39-50	.780	8	30	38	3.8	18-0	42	23	1	20	111	11.1
TOTAL FOR SBU		10-10	311/31.1	34-80	.425	4-19	.211	39-50	.780	8	30	38	3.8	18-0	42	23	1	20	111	11.1
TOTAL		61-19	888/14.6	99-232	.427	12-48	.250	91-117	.778	32	61	93	1.5	77-0	117	64	3	38	301	4.9



MICHAEL FOLARIN 7

R-Junior | C | 6-11 / 225 | London, England | Bella Vista Prep (Salt Lake CC/Nevada/ E. Wash.)

GAME-BY-GAME

Opponent	Date	GS	MIN	Total		3-Pointers		Free throws		Rebounds				PF	A	TO	BLK	STL	PTS	AVG
				FG-FGA	PCT	3FG-3FGA	PCT	FT-FTA	PCT	OFF	DEF	TOT	AVG							
CSUN	11/04/2024		17:38	0-0	.000	0-0	.000	0-0	.000	2	4	6	6.0	2	0	4	3	2	0	0.0
at Canisius	11/09/2024		08:21	0-0	.000	0-0	.000	0-0	.000	1	1	2	4.0	1	0	0	0	1	0	0.0
at FGCU	11/13/2024		05:17	0-1	.000	0-0	.000	0-0	.000	0	1	1	3.0	2	0	0	0	0	0	0.0
Le Moyne	11/16/2024		03:46	1-1	1.000	0-0	.000	0-0	.000	0	2	2	2.8	0	0	0	0	2	0.5	
Mansfield	11/20/2024		09:10	1-3	.333	0-0	.000	0-0	.000	2	3	5	3.2	1	0	2	1	0	2	0.8
Bryant	11/24/2024		08:53	0-0	.000	0-0	.000	0-0	.000	0	2	2	3.0	1	1	0	0	0	0	0.7
vs Utah St.	11/28/2024		07:17	0-0	.000	0-0	.000	0-0	.000	0	2	2	2.9	1	0	0	1	1	0	0.6
at Bucknell	12/04/2024		05:25	2-3	.667	0-0	.000	0-0	.000	0	0	0	2.5	1	0	0	0	0	4	1.0
Buffalo	12/07/2024		09:04	3-5	.600	0-0	.000	0-0	.000	3	2	5	2.8	0	0	0	0	0	6	1.6
Totals		0	74:51	7-13	.538	0-0	.000	0-0	.000	8	17	25	2.8	9	1	6	5	4	14	1.6

2024-25 / CAREER HIGHS

MINUTES

Season 18 vs. CSUN (11/4/24)
Career Same

POINTS

Season 6 vs. Buffalo (12/7/24)
Career 7 vs. Multnomah (12/15/21)

REBOUNDS

Season 6 vs. CSUN (11/4/24)
Career 7 vs. Multnomah (12/15/21)

FIELD GOALS

Season 3 vs. Buffalo (12/7/24)
Career 3, 2x. last vs. Buffalo (12/7/24)

3-POINT FIELD GOALS

Season N/A
Career N/A

FREE THROWS

Season N/A
Career 3 vs. Walla Walla (11/15/21)

ASSISTS

Season 1 vs. Bryant (11/24/24)
Career 2 vs. Walla Walla (11/15/21)

STEALS

Season 2 vs. CSUN (11/4/24)
Career Same

BLOCKS

Season 3 vs. CSUN (11/4/24)
Career Same

MISCELLANEOUS

2024-25 in Double Figures N/A
Career in Double Figures N/A

*-Division I career only

TOP 5 SCORING PERFORMANCES

- 7 points, 2x. last vs. Multnomah (12/15/21)
- 6 points vs. Buffalo (12/7/24)
- 4 points at Bucknell (12/4/24)
- 2 points, 4x. last vs. Mansfield

Player Averages

Games Played	Minutes/game	Points/game	FG Pct	3FG Pct	FT Pct	Rebounds/game	Assists/game	Turnovers/game	Assist/Turnover ratio	Steals/game	Blocks/game
9	8.3	1.6	53.8	0.0	0.0	2.8	0.1	0.7	0.2	0.4	0.6

At Salt Lake CC

Averaged 8.1 points and 5.8 rebounds in 30 games as the Bruins went 30-4 on the year during the 2023-24 season ... converted nearly 57 percent of his field goal attempts and registered 16 blocks for the Bruins.

Prior to Salt Lake CC

Also has two years of previous Division I experience, starting his collegiate career at Eastern Washington where he played in nine games during the 2021-22 season ... moved to Nevada for his sophomore year, but missed the season due to a preseason injury.

High School

Graduated from Bella Vista College Preparatory School in Scottsdale, Ariz., in 2021 and is originally from London, England ... as a senior, he was ranked as the number one center in Arizona's 2021 class and a top-20 talent in the state overall ... Bella Vista is a member of the Grind Session circuit and Folarin led them to the playoffs in 2020 ... also played for the Bradley Beal Elite EYBL team in St. Louis where he helped his team win the Legends of Winter Classic Championship in 2019 and was an Elite Challenge Combine winner in 2020 ... named the MVP of the Alice Watson Memorial Tournament as a junior in 2020 ... also ran track in high school and held his school's 100-meter hurdles record.

DIVISION I CAREER STATS

				Field Goals		3-Point		F-Throws		Rebounds				Scoring						
SEASON	TEAM	GP-GS	MIN/AVG	FG-FGA	FG%	3FG-3FGA	3FG%	FT-FTA	FT%	OFF	DEF	TOT	AVG	PF-FO	A	TO	BLK	STL	PTS	AVG
2021-22	EWU	9-0	42/4.6	7-15	.467	0-0	.000	4-11	.364	0	13	13	1.4	8-0	2	3	0	0	18	2.0
2024-25	SBU	9-0	75/8.3	7-13	.538	0-0	.000	0-0	.000	8	17	25	2.8	9-0	1	6	5	4	14	1.6
TOTAL FOR SBU		9-0	75/8.3	7-13	.538	0-0	.000	0-0	.000	8	17	25	2.8	9-0	1	6	5	4	14	1.6
TOTAL		18-0	116/6.5	14-28	.500	0-0	.000	4-11	.364	8	30	38	2.1	17-0	3	9	5	4	32	1.8



JONAH HINTON 8

R-Sophomore | G | 6-3 / 185 | Chicago, Ill. | Naperville Central (Panola/NW Mo.)

GAME-BY-GAME

Opponent	Date	GS	MIN	Total		3-Pointers		Free throws		Rebounds				PF	A	TO	BLK	STL	PTS	AVG
				FG-FGA	PCT	3FG-3FGA	PCT	FT-FTA	PCT	OFF	DEF	TOT	AVG							
CSUN	11/04/2024		10:50	0-3	.000	0-2	.000	2-2	1.000	0	1	1	1.0	1	3	2	0	0	2	2.0
at Canisius	11/09/2024		22:15	4-9	.444	2-6	.333	0-0	.000	1	2	3	2.0	0	1	0	0	0	10	6.0
at FGCU	11/13/2024		14:20	4-6	.667	3-4	.750	0-0	.000	1	0	1	1.7	2	0	0	0	1	11	7.7
Le Moyne	11/16/2024		16:09	4-8	.500	2-6	.333	0-0	.000	0	1	1	1.5	1	1	1	1	0	10	8.3
Mansfield	11/20/2024		24:30	2-7	.286	2-7	.286	0-0	.000	0	3	3	1.8	1	1	3	0	1	6	7.8
Bryant	11/24/2024		14:10	3-6	.500	1-2	.500	2-2	1.000	0	0	0	1.5	1	1	0	0	0	9	8.0
vs Utah St.	11/28/2024		16:25	1-6	.167	1-6	.167	2-2	1.000	1	2	3	1.7	1	0	0	0	0	5	7.6
vs UNI	11/29/2024		16:17	2-6	.333	1-4	.250	0-0	.000	0	1	1	1.6	0	0	1	0	3	5	7.3
at Bucknell	12/04/2024		16:21	1-5	.200	1-4	.250	0-0	.000	0	3	3	1.8	1	4	0	0	0	3	6.8
Buffalo	12/07/2024		15:41	3-5	.600	2-3	.667	4-4	1.000	0	0	0	1.6	1	1	2	0	0	12	7.3
vs Providence	12/14/2024 *		34:32	1-9	.111	1-3	.333	4-6	.667	2	1	3	1.7	2	4	1	0	1	7	7.3
Totals		1	201:30	25-70	.357	16-47	.340	14-16	.875	5	14	19	1.7	11	16	10	1	6	80	7.3

2024-25 / CAREER HIGHS

MINUTES

Season 34 vs. Providence (12/14/24)
Career Same

POINTS

Season 12 vs. Buffalo (12/7/24)
Career Same

REBOUNDS

Season 3, 5x. last vs. Providence (12/14/24)
Career Same

FIELD GOALS

Season 4, 3x. last vs. Le Moyne (11/16/24)
Career Same

3-POINT FIELD GOALS

Season 3 at Canisius (11/9/24)
Career Same

FREE THROWS

Season 4, 2x. last vs. Providence (12/14/24)
Career Same

ASSISTS

Season 4, 2x. last vs. Providence (12/14/24)
Career Same

STEALS

Season 3 vs. Northern Iowa (11/29/24)
Career Same

BLOCKS

Season 1 vs. Le Moyne (11/16/24)
Career Same

MISCELLANEOUS

2024-25 in Double Figures 4
Career in Double Figures 4

*-Division I career only

TOP 5 SCORING PERFORMANCES

- 12 points vs. Buffalo (12/7/24)
- 11 points at FGCU (11/13/24)
- 10 points at Canisius (11/9/24)
- 10 points vs. Le Moyne (11/16/24)
- 7 points vs. Providence (12/14/24)

Player Averages

Games Played	Minutes/game	Points/game	FG Pct	3FG Pct	FT Pct	Rebounds/game	Assists/game	Turnovers/game	Assist/Turnover ratio	Steals/game	Blocks/game
11	18.3	7.3	35.7	34.0	87.5	1.7	1.5	0.9	1.6	0.5	0.1

At Panola College (2023-24)


A standout in the junior college ranks with Panola where he averaged 14.2 points, 3.2 assists and 2.1 rebounds per game ... started all 34 games ... shot nearly 41 percent overall from the floor and 80 percent at the foul line ... a sniper from deep, connecting on nearly 40 percent of his 3-point tries (85-214) ... helped Panola to a Top 20 national ranking and a spot in the second round of the NJCAA Tournament.

At Northwest Missouri State (2022-23)

Redshirted season.

High School

Attended Naperville Central High School in Illinois... a Second Team Team All-Area selection, Conference Player of the Year, and First Team All-Conference ... also finished his high school academic career with a 3.8 GPA.



LAJAE JONES 10

Junior | G | 6-7 / 220 | Jacksonville, Fla. | Fletcher (Barton Coll. / Tarleton St.)

GAME-BY-GAME

Opponent	Date	GS	MIN	Total		3-Pointers		Free throws		Rebounds				PF	A	TO	BLK	STL	PTS	AVG	
				FG-FGA	PCT	3FG-3FGA	PCT	FT-FTA	PCT	OFF	DEF	TOT	AVG								
CSUN	11/04/2024	*	31:44	5-12	.417	3-7	.429	3-3	1.000	3	2	5	5.0	1	0	0	1	0	16	16.0	
at Canisius	11/09/2024		21:03	1-2	.500	0-1	.000	2-4	.500	1	3	4	4.5	3	1	1	0	1	4	10.0	
at FGCU	11/13/2024	*	29:04	3-7	.429	0-2	.000	0-1	.000	2	4	6	5.0	2	1	0	2	1	6	8.7	
Le Moyne	11/16/2024	*	33:01	4-8	.500	2-2	1.000	2-2	1.000	3	5	8	5.8	3	0	2	2	2	12	9.5	
Mansfield	11/20/2024	*	19:02	4-5	.800	2-2	1.000	1-2	.500	2	2	4	5.4	0	2	0	0	1	11	9.8	
Bryant	11/24/2024	*	32:55	3-7	.429	2-3	.667	5-6	.833	0	5	5	5.3	3	1	1	1	2	13	10.3	
vs Utah St.	11/28/2024	*	28:50	3-7	.429	1-3	.333	0-0	.000	1	3	4	5.1	4	2	0	1	0	7	9.9	
vs UNI	11/29/2024	*	23:22	3-6	.500	0-1	.000	0-0	.000	1	4	5	5.1	3	1	2	2	2	6	9.4	
at Bucknell	12/04/2024	*	31:39	3-6	.500	1-3	.333	1-2	.500	1	5	6	5.2	4	1	1	3	4	8	9.2	
Buffalo	12/07/2024	*	40:00	3-7	.429	0-3	.000	0-0	.000	1	7	8	5.5	2	0	1	1	4	6	8.9	
vs Providence	12/14/2024	*	35:31	3-4	.750	1-2	.500	8-8	1.000	1	3	4	5.4	4	0	0	0	0	15	9.5	
Totals			10	326:11	35-71	.493	12-29	.414	22-28	.786	16	43	59	5.4	29	9	8	13	17	104	9.5

CAREER HONORS

- 2024 NJCAA National Championship MVP
- NJCAA Division I Second Team All-America

2024-25 / CAREER HIGHS

MINUTES

Season 40 vs. Buffalo (12/7/24)
Career Same

POINTS

Season 16 vs. CSUN (11/4/24)
Career Same

REBOUNDS

Season 8, 2x. last vs. Buffalo (12/7/24)
Career Same

FIELD GOALS

Season 5 vs. CSUN (11/4/24)
Career 6 vs. Kansas Christian (11/10/22)

3-POINT FIELD GOALS

Season 3 vs. CSUN (11/4/24)
Career Same

FREE THROWS

Season 8 vs. Providence (12/14/24)
Career Same

ASSISTS

Season 2, 2x. last vs. Utah St. (11/28/24)
Career 2, 3x.

STEALS

Season 4, 2x. last vs. Buffalo (12/7/24)
Career Same

BLOCKS

Season 3 at Bucknell (12/4/24)
Career Same

MISCELLANEOUS

2024-25 in Double Figures 5
Career in Double Figures 6

*-Division I career only

Player Averages

Games Played	Minutes/game	Points/game	FG Pct	3FG Pct	FT Pct	Rebounds/game	Assists/game	Turnovers/game	Assist/Turnover ratio	Steals/game	Blocks/game
11	29.7	9.5	49.3	41.4	78.6	5.4	0.8	0.7	1.1	1.5	1.2

At Barton College (2023-24)

Served as the top-scorer for Barton (KS) Community College, helping the program to the NJCAA Division I national championship ... posted 15.4 points, 9.2 rebounds and shot 54 percent overall from the floor including better than 42 percent from beyond the arc at Barton as he helped his squad to a 36-1 record and a 27-game winning streak en route to the national junior college crown ... earned NJCAA national championship tournament MVP honors for his work in the tournament ... in the national championship game, he posted 14 points and 13 rebounds for Barton ... selected as an NJCAA Second Team All-American.

At Tarleton State (2022-23)

Averaged 3.6 points and 1.4 rebounds in 6.1 minutes per game during his first collegiate campaign.

High School


Played four years on varsity, earning All-State and All-Conference twice and District Player of the Year once ... averaged 20.7 points and 7.4 rebounds per game through his senior season ... produced 1,426 points, 594 rebounds, 197 assists, 176 steals and 165 blocks in his high school career ... became the first player from Fletcher High to sign for a Division I men's basketball program directly out of high school since 1997 ... voted team captain in junior and senior seasons.

TOP 5 SCORING PERFORMANCES

1. 16 points vs. CSUN (11/4/24)
2. 15 points vs. Providence (12/14/24)
3. 13 points vs. Bryant (11/24/24)
4. 13 points vs. Kansas Christian (11/10/22)
5. 12 points vs. Le Moyne (11/16/24)

DIVISION I CAREER STATS

SEASON	TEAM	GP-GS	MIN/AVG	Field Goals		3-Point		F-Throws		Rebounds				Scoring						
				FG-FGA	FG%	3FG-3FGA	3FG%	FT-FTA	FT%	OFF	DEF	TOT	AVG	PF-FO	A	TO	BLK	STL	PTS	AVG
2022-23	TSU	10-0	61/6.1	16-28	.571	0-6	.000	4-7	.571	8	6	14	1.4	5-0	3	1	4	4	36	3.6
2024-25	SBU	11-10	326/29.7	35-71	.493	12-29	.414	22-28	.786	16	43	59	5.4	29-0	9	8	13	17	104	9.5
TOTAL FOR SBU		11-10	326/29.7	35-71	.493	12-29	.414	22-28	.786	16	43	59	5.4	29-0	9	8	13	17	104	9.5
TOTAL		21-10	387/18.4	51-99	.515	12-35	.343	26-35	.743	24	49	73	3.5	34-0	12	9	17	21	140	6.7



MELVIN COUNCIL II

Senior | G | 6-4 / 180 | Rochester, N.Y. | Univ. Prep (Wagner / Monroe CC)

GAME-BY-GAME

Opponent	Date	GS	MIN	Total		3-Pointers		Free throws		Rebounds				PF	A	TO	BLK	STL	PTS	AVG	
				FG-FGA	PCT	3FG-3FGA	PCT	FT-FTA	PCT	OFF	DEF	TOT	AVG								
CSUN	11/04/2024	*	32:55	4-12	.333	1-7	.143	0-0	.000	1	5	6	6.0	1	0	4	1	3	9	9.0	
at Canisius	11/09/2024	*	28:13	5-13	.385	1-5	.200	6-7	.857	1	3	4	5.0	1	4	1	0	1	17	13.0	
at FGCU	11/13/2024	*	31:39	3-11	.273	1-3	.333	1-2	.500	1	5	6	5.3	0	6	2	0	0	8	11.3	
Le Moyne	11/16/2024	*	32:53	3-8	.375	2-4	.500	4-4	1.000	2	5	7	5.8	0	3	1	1	1	12	11.5	
Mansfield	11/20/2024	*	25:41	4-8	.500	1-3	.333	0-0	.000	0	1	1	4.8	3	5	0	0	2	9	11.0	
Bryant	11/24/2024	*	36:02	8-14	.571	2-3	.667	0-0	.000	0	5	5	4.8	2	2	2	0	2	18	12.2	
vs Utah St.	11/28/2024	*	33:45	6-15	.400	1-3	.333	0-0	.000	5	7	12	5.9	3	3	2	0	2	13	12.3	
vs UNI	11/29/2024	*	33:25	6-12	.500	2-5	.400	1-1	1.000	0	4	4	5.6	1	3	2	0	1	15	12.6	
at Bucknell	12/04/2024	*	33:20	3-10	.300	1-5	.200	0-0	.000	0	5	5	5.6	0	4	2	0	4	7	12.0	
Buffalo	12/07/2024	*	30:57	5-11	.455	2-5	.400	0-0	.000	1	2	3	5.3	0	2	2	0	3	12	12.0	
vs Providence	12/14/2024	*	38:14	10-19	.526	2-3	.667	2-2	1.000	2	2	4	5.2	3	3	3	0	3	24	13.1	
Totals			11	357:04	57-133	.429	16-46	.348	14-16	.875	13	44	57	5.2	14	35	21	2	22	144	13.1

CAREER HONORS

- 2024 First Team All-NEC
- NJCAA Division I First Team All-America
- 2024 ESPN NIT Tip-Off All-Tourn. Team

2024-25 / D-I CAREER HIGHS

MINUTES

Season 38 vs. Providence (12/14/24)
 Career 45 at Central Conn. St. (1/27/24)

POINTS

Season 24 vs. Providence (12/14/24)
 Career 28 vs. Gwynedd Mercy (12/22/23)

REBOUNDS

Season 12 vs. Utah St. (11/28/24)
 Career 13, 2x. last vs. FDU (3/2/24)

FIELD GOALS

Season 10 vs. Providence (12/14/24)
 Career 11 vs. Gwynedd Mercy (12/22/23)

3-POINT FIELD GOALS

Season 2, 5x. last vs. Providence (12/14/24)
 Career 3, 5x. last vs. Sacred Heart (2/17/24)

FREE THROWS

Season 6 at Canisius (11/9/24)
 Career 7, 2x. last at Le Moyne (2/29/24)

ASSISTS

Season 6 at FGCU (11/13/24)
 Career 11 vs. Gwynedd Mercy (12/22/23)

STEALS

Season 4 at Bucknell (12/4/24)
 Career 4, 3x.

BLOCKS

Season 1, 2x.
 Career 3 vs. Saint Francis (PA) (1/6/24)

MISCELLANEOUS

2024-25 in Double Figures 7
 Career in Double Figures 34

*-Division I career only

TOP 5 SCORING PERFORMANCES

1. 28 points vs. Gwynedd Mercy (12/22/23)
2. 24 points vs. Providence (12/14/24)
3. 25 points vs. LIU (2/25/24)
4. 21 points, 4x. last vs. Howard (3/19/24)
5. 20 points at St. Francis (PA) (2/15/24)

Player Averages

Games Played	Minutes/game	Points/game	FG Pct	3FG Pct	FT Pct	Rebounds/game	Assists/game	Turnovers/game	Assist/Turnover ratio	Steals/game	Blocks/game
11	32.5	13.1	42.9	34.8	87.5	5.2	3.2	1.9	1.7	2.0	0.2

At Wagner (2023-24)

Earned First Team All-NEC honors ... appeared in all of his team's 33 games, averaging 15 points and nearly six rebounds along with over three assists in nearly 38 minutes per game ... at his best during the postseason, picking up NEC All-Tournament Team accolades before starring in the NCAA Tournament ... in Wagner's First Four win over Howard, Council made history by becoming the first player in an NCAA Tournament game to register 20 points with more than five rebounds and five assists while shooting over 50 percent from the field and playing every minute of the game and not committing a foul since assists became official in 1984 ... scored 21 points in Wagner's first-ever NCAA Tournament win and later posted 18 points and four rebounds in a second round matchup vs. North Carolina ... registered 20 or more points seven times during the 2023-24 season and logged double-figure scoring in all but one conference game ... also added four double-doubles during the campaign.

At Monroe College (2021-23)


NJCAA Division I First Team All-American selection as a sophomore ... averaged 18.7 points, 4.1 assists and 2.4 steals in 2022-23 and became Monroe's all-time leading scorer with 1,400 points in two seasons there ... also shined brightest in the postseason, averaging 21 points, 5.5 assists and five rebounds in two games at the 2023 NJCAA Division I Tournament ... an honorable mention All-America selection following his freshman season.

High School

A graduate of University Prep in Rochester, he helped his squad to a Section V, Class AA title in 2020 with 25 points per game.

DIVISION I CAREER STATS

				Field Goals		3-Point		F-Throws		Rebounds				Scoring						
SEASON	TEAM	GP-GS	MIN/AVG	FG-FGA	FG%	3FG-3FGA	3FG%	FT-FTA	FT%	OFF	DEF	TOT	AVG	PF-FO	A	TO	BLK	STL	PTS	AVG
2023-24	WC	33-27	1181/35.8	185-479	.386	31-117	.265	92-123	.748	41	146	187	5.7	55-1	114	62	20	45	493	14.9
2024-25	SBU	11-11	357/32.5	57-133	.429	16-46	.348	14-16	.875	13	44	57	5.2	14-0	35	21	2	22	144	13.1
TOTAL FOR SBU	11-11	357/32.5	57-133	.429	16-46	.348	14-16	.875	13	44	57	5.2	14-0	35	21	2	22	144	13.1	
TOTAL	44-38	1538/34.9	242-612	.395	47-163	.288	106-139	.763	54	190	244	5.5	69-1	149	83	22	67	637	14.5	



XANDER WEDLOW 21

Freshman | F/C | 6-10 / 230 | Detroit, Mich. | University Prep Academy

GAME-BY-GAME

Opponent	Date	GS	MIN	Total		3-Pointers		Free throws		Rebounds				PF	A	TO	BLK	STL	PTS	AVG
				FG-FGA	PCT	3FG-3FGA	PCT	FT-FTA	PCT	OFF	DEF	TOT	AVG							
CSUN	11/04/2024		03:31	0-0	.000	0-0	.000	0-0	.000	1	0	1	1.0	0	0	0	0	0	0	0.0
at FGCU	11/13/2024		02:02	0-0	.000	0-0	.000	0-0	.000	0	1	1	1.0	0	0	0	0	0	0.0	
Mansfield	11/20/2024		05:16	1-1	1.000	0-0	.000	0-0	.000	1	0	1	1.0	2	0	0	0	0	0.7	
Bryant	11/24/2024		01:33	0-0	.000	0-0	.000	0-0	.000	0	0	0	0.8	0	0	0	0	0	0.5	
vs Utah St.	11/28/2024		03:06	0-0	.000	0-0	.000	0-0	.000	0	0	0	0.6	0	0	0	0	0	0.4	
vs UNI	11/29/2024		09:23	1-2	.500	0-0	.000	0-0	.000	0	0	0	0.5	1	1	1	0	0	0.7	
at Bucknell	12/04/2024		05:30	0-1	.000	0-0	.000	0-0	.000	0	0	0	0.4	1	0	2	0	0	0.6	
Buffalo	12/07/2024		02:31	0-0	.000	0-0	.000	0-0	.000	0	0	0	0.4	1	0	0	0	0	0.5	
vs Providence	12/14/2024		06:18	1-1	1.000	0-0	.000	0-1	.000	0	0	0	0.3	1	0	0	0	0	0.7	
Totals		0	39:10	3-5	.600	0-0	.000	0-1	.000	2	1	3	0.3	6	1	3	0	0	6	0.7

2024-25 / CAREER HIGHS

MINUTES

Season 9 vs. Northern Iowa (11/29/24)
Career Same

POINTS

Season 2, 3x. last vs. Providence (12/14/24)
Career Same

REBOUNDS

Season 1, 3x.
Career Same

FIELD GOALS

Season 1, 3x.
Career Same

3-POINT FIELD GOALS

Season N/A
Career N/A

FREE THROWS

Season N/A
Career N/A

ASSISTS

Season 1 vs. Northern Iowa (11/29/24)
Career Same

STEALS

Season N/A
Career N/A

BLOCKS

Season N/A
Career N/A

MISCELLANEOUS

2024-25 in Double Figures 0

TOP 5 SCORING PERFORMANCES

- 2 points vs. Providence (12/14/24)
- 2 points vs. Northern Iowa (11/29/24)
- 2 points vs. Mansfield (11/20/24)

Player Averages

Games Played	Minutes/game	Points/game	FG Pct	3FG Pct	FT Pct	Rebounds/game	Assists/game	Turnovers/game	Assist/Turnover ratio	Steals/game	Blocks/game
9	4.4	0.7	60.0	0.0	0.0	0.3	0.1	0.3	0.3	0.0	0.0

High School / Prep

Suited up for University Preparatory Academy in the Motor City and was ranked as the No. 6 recruit in Michigan ... also was listed as the No. 52 center overall in his recruiting class and as a three-star prospect by 247 Sports ...an All-State, All-Region and All-Conference selection during his prep career, he was a force on both ends of the court, averaging a double-double with 15 points and 10 rebounds per contest while swatting an eye-popping eight shots per game as a senior ... his University Prep squad reached the state quarterfinals as a senior ... also ranks eighth in the school's history for 400-meter times in track.



NOAH BOLANGA

23

Freshman | G | 6-8 / 180 | Poitiers, France

GAME-BY-GAME

Opponent	Date	GS	MIN	Total		3-Pointers		Free throws		Rebounds				PF	A	TO	BLK	STL	PTS	AVG
				FG-FGA	PCT	3FG-3FGA	PCT	FT-FTA	PCT	OFF	DEF	TOT	AVG							
CSUN	11/04/2024		10:09	1-3	.333	1-3	.333	0-0	.000	0	0	0	0.0	0	2	0	0	1	3	3.0
at Canisius	11/09/2024		05:09	0-1	.000	0-0	.000	0-0	.000	0	0	0	0.0	0	0	1	0	0	0	1.5
at FGCU	11/13/2024		02:30	0-0	.000	0-0	.000	0-0	.000	0	0	0	0.0	0	0	0	0	0	0	1.0
Le Moyne	11/16/2024		08:25	0-2	.000	0-2	.000	0-2	.000	0	1	1	0.3	1	0	1	0	0	0	0.8
Mansfield	11/20/2024		15:04	2-7	.286	0-3	.000	0-0	.000	1	4	5	1.2	0	2	0	0	1	4	1.4
vs Utah St.	11/28/2024		04:35	0-1	.000	0-1	.000	0-0	.000	0	0	0	1.0	0	0	1	0	0	0	1.2
vs UNI	11/29/2024		04:23	0-2	.000	0-2	.000	0-0	.000	1	0	1	1.0	0	0	0	0	0	0	1.0
at Bucknell	12/04/2024		08:42	0-1	.000	0-1	.000	0-0	.000	3	0	3	1.3	1	3	0	0	0	0	0.9
Buffalo	12/07/2024		05:32	0-0	.000	0-0	.000	0-0	.000	0	0	0	1.1	0	0	0	0	0	0	0.8
vs Providence	12/14/2024		09:41	0-5	.000	0-3	.000	0-2	.000	0	2	2	1.2	1	0	0	0	1	0	0.7
Totals		0	74:09	3-22	.136	1-15	.067	0-4	.000	5	7	12	1.2	3	7	3	0	3	7	0.7

Player Averages

Games Played	Minutes/ game	Points/ game	FG Pct	3FG Pct	FT Pct	Rebounds/ game	Assists/ game	Turnovers/ game	Assist/Turnover ratio	Steals/ game	Blocks/ game
10	7.4	0.7	13.6	6.7	0.0	1.2	0.7	0.3	2.3	0.3	0.0

2024-25 / CAREER HIGHS

MINUTES

Season 15 vs. Mansfield (11/20/24)
Career Same

POINTS

Season 4 vs. Mansfield (11/20/24)
Career Same

REBOUNDS

Season 5 vs. Mansfield (11/20/24)
Career Same

FIELD GOALS

Season 2 vs. Mansfield (11/20/24)
Career Same

3-POINT FIELD GOALS

Season 1 vs. CSUN (11/4/24)
Career Same

FREE THROWS

Season N/A
Career N/A

ASSISTS

Season 3 at Bucknell (12/4/24)
Career Same

STEALS

Season 1, 3x. last vs. Providence (12/14/24)
Career Same

BLOCKS

Season N/A
Career N/A

MISCELLANEOUS

TOP 5 SCORING PERFORMANCES

- 4 points vs. Mansfield (11/20/24)
- 3 points vs. CSUN (11/4/24)

High School / Prep

Spent the past two seasons playing with Orleans Loiret Basket, a team in the second division of French basketball in his native country ... played for the team's under-21 squad from 2019-20 through 2022-23 beginning when he was 16 ... last season, averaged 5.9 points, 2.0 rebounds and just under an assist per game and shot just under 40 percent from the floor ... shot over 38 percent from beyond the arc in 2023-24 and set a single-game high scoring of 14 points ... suited up for France's U-20 national team in the FIBA U-20 EuroBasket tournament where he scored 41 total points in seven games and shot 46 percent from the floor.



NOEL BROWN

24

Graduate | C | 6-11 / 255 | Leesburg, Va. | Flint Hill (George Washington)

GAME-BY-GAME

Opponent	Date	GS	MIN	Total		3-Pointers		Free throws		Rebounds				PF	A	TO	BLK	STL	PTS	AVG
				FG-FGA	PCT	3FG-3FGA	PCT	FT-FTA	PCT	OFF	DEF	TOT	AVG							
CSUN	11/04/2024	*	17:26	2-4	.500	0-0	.000	4-4	1.000	2	3	5	5.0	3	0	1	0	0	8	8.0
at Canisius	11/09/2024	*	29:38	5-7	.714	0-0	.000	0-1	.000	5	1	6	5.5	0	2	0	0	10	9.0	
at FGCU	11/13/2024	*	32:41	6-9	.667	0-1	.000	1-2	.500	0	2	2	4.3	3	0	0	1	13	10.3	
Le Moyne	11/16/2024	*	36:14	6-8	.750	0-1	.000	3-3	1.000	3	2	5	4.5	3	2	2	2	15	11.5	
Mansfield	11/20/2024	*	25:34	3-5	.600	0-0	.000	2-2	1.000	1	5	6	4.8	3	0	0	0	1	8	10.8
Bryant	11/24/2024	*	28:30	9-11	.818	0-0	.000	4-5	.800	4	3	7	5.2	3	0	4	1	0	22	12.7
vs Utah St.	11/28/2024	*	28:28	6-7	.857	0-0	.000	3-4	.750	1	3	4	5.0	3	0	1	1	0	15	13.0
vs UNI	11/29/2024	*	30:37	3-4	.750	0-0	.000	2-2	1.000	1	1	2	4.6	2	1	2	0	1	8	12.4
at Bucknell	12/04/2024	*	29:05	6-10	.600	0-1	.000	2-3	.667	1	3	4	4.6	4	0	1	0	14	12.6	
Buffalo	12/07/2024	*	25:54	2-4	.500	0-0	.000	3-4	.750	1	1	2	4.3	3	2	2	0	0	7	12.0
vs Providence	12/14/2024	*	33:42	6-11	.545	0-0	.000	4-5	.800	3	5	8	4.6	3	1	1	1	0	16	12.4
Totals		11	317:49	54-80	.675	0-3	.000	28-35	.800	22	29	51	4.6	30	6	16	6	4	136	12.4

2024-25 / CAREER HIGHS

MINUTES

Season 36 vs. Le Moyne (11/16/24)
 Career Same

POINTS

Season 22 vs. Bryant (11/24/24)
 Career Same

REBOUNDS

Season 8 vs. Providence (12/14/24)
 Career Same

FIELD GOALS

Season 9 vs. Bryant (11/24/24)
 Career Same

3-POINT FIELD GOALS

Season N/A
 Career N/A

FREE THROWS

Season 4, 2x. last vs. Bryant (11/24/24)
 Career 6 vs. Binghamton (12/22/23)

ASSISTS

Season 2, 2x. last vs. Buffalo (12/7/24)
 Career 3, 2x. last vs. Longwood (11/6/23)

STEALS

Season 1, 4x.
 Career 2 vs. American (12/10/22)

BLOCKS

Season 2 vs. Le Moyne (11/16/24)
 Career 2, 5x. last vs. Le Moyne (11/16/24)

MISCELLANEOUS

2024-25 in Double Figures 6
 Career in Double Figures 13

TOP 5 SCORING PERFORMANCES

- 22 points vs. Bryant (11/24/24)
- 18 points at Fordham (2/14/24)
- 16 points vs. Providence (12/14/24)
 16 points vs. Miami (OH) (11/25/23)
- 15 points vs. Le Moyne (11/16/24)

Player Averages

Games Played	Minutes/game	Points/game	FG Pct	3FG Pct	FT Pct	Rebounds/game	Assists/game	Turnovers/game	Assist/Turnover ratio	Steals/game	Blocks/game
11	28.9	12.4	67.5	0.0	80.0	4.6	0.5	1.5	0.4	0.4	0.5

As A Senior (2023-24)

Averaged 6.1 points and 2.2 rebounds in nearly 14 minutes per contest as he doubled his scoring averages from his previous three seasons ... shot 71 percent from the floor for the season (76-107) ... scored in double figures seven times including a career-high 18 points in a win at Fordham (2/14) ... posted 13 points and five rebounds in 20 minutes off the bench in a double overtime Atlantic 10 Tournament Second Round victory vs. Loyola Chicago (3/14) ... delivered 11 points off the bench in an A-10 Tournament First Round win over La Salle (3/13) ... went a perfect 7-for-7 from the floor for 15 points in just 14 minutes in a win at Niagara (12/6) ... registered 16 points and seven rebounds in a victory vs. Miami (OH) (11/25).

At George Washington (2020-22)

Played in 68 games including 17 starts over three seasons at GW ... started 11 of 23 games as a sophomore, posting 3.0 points and 2.3 rebounds per game ... saw time in all 32 games with six starts, averaging 3.2 ppg, 2.2 rpg in 11.4 minutes per game as a junior in 2022-23 ... shot over 58 percent from the floor in final season with the Colonials.


High School / Prep

Led Flint Hill High to an appearance in the state's Division I tournament while averaging 13 points and eight rebounds per game ... earned First Team Virginia All-State honors and was the Fairfax County Player of the Year.

What's in a number? Noel changed his number from 20 to 24 this season to reflect his mother's birthday, who passed away following last season after battling illness.

CAREER STATS

SEASON	TEAM	GP-GS	MIN/AVG	Field Goals		3-Point		F-Throws		Rebounds				Scoring						
				FG-FGA	FG%	3FG-3FGA	3FG%	FT-FTA	FT%	OFF	DEF	TOT	AVG	PF-FO	A	TO	BLK	STL	PTS	AVG
2020-21	GWU	13-0	119/9.2	9-21	.429	0-0	.000	4-12	.333	8	16	24	1.8	9-0	5	10	2	1	22	1.7
2021-22	GWU	23-11	274/11.9	28-55	.509	0-0	.000	12-23	.522	24	29	53	2.3	41-0	3	18	7	5	68	3.0
2022-23	GWU	32-6	361/11.3	43-74	.581	0-0	.000	17-32	.531	29	41	70	2.2	56-1	7	20	8	4	103	3.2
2023-24	SBU	33-0	460/13.9	76-107	.710	0-0	.000	50-65	.769	36	37	73	2.2	72-3	16	40	16	6	202	6.1
2024-25	SBU	11-11	318/28.9	54-80	.675	0-3	.000	28-35	.800	22	29	51	4.6	30-0	6	16	6	4	136	12.4
TOTAL FOR SBU		44-11	777/17.7	130-187	.695	0-3	.000	78-100	.780	58	66	124	2.8	102-3	22	56	22	10	338	7.7
TOTAL		112-28	1532/13.7	210-337	.623	0-3	.000	111-167	.665	119	152	271	2.4	208-4	37	104	39	20	531	4.7



JACK DEROSE

15

Sophomore | G | 6-0 / 175 | Olean, N.Y. | Olean

As A Freshman (2023-24)

Appeared in five games during freshman season ... in his second season as a walk-on.

High School

Averaged 16 points per game at Olean High where he was a First Team league all-star as a junior and senior ... named to the Big 30 First Team ... career-high 41 points and a program record 12 3-pointers made in a single game ... helped OHS to 2022 sectional championship ... also played football, golf and ran cross country/track ... National Honor Society member.

Personal

Son of Melissa and Mike DeRose ... finance major ... has two sisters: Molly and Caroline.

CAREER STATS

SEASON	TEAM	GP-GS	MIN/AVG	Field Goals		3-Point		F-Throws		Rebounds				Scoring							
				FG-FGA	FG%	3FG-3FGA	3FG%	FT-FTA	FT%	OFF	DEF	TOT	AVG	PF-FO	A	TO	BLK	STL	PTS	AVG	
2023-24	SBU	5-0	7/1.5	0-1	.000	0-1	.000	0-0	.000	0	0	0	0.0	0-0	0	1	0	0	0	0	0.0
TOTAL		5-0	7/1.5	0-1	.000	0-1	.000	0-0	.000	0	0	0	0.0	0-0	0	1	0	0	0	0	0.0



BROEK OSTROM

30

Junior | G | 6-2 / 180 | Holley, N.Y. | Holley

As A Sophomore (2023-24)

Appeared in seven games, scoring five points with three rebounds ... posted three points vs. Rhode Island (1/17) ... scored a bucket and had two rebounds in a win at Niagara (12/6) ... recorded a block in a win over Miami (OH) (11/25) ... in his third season as a walk-on.

High School

Averaged over 27 points per game and also posted eight rebounds and five assists per contest at Holley High ... also played baseball, football and soccer.

Personal

Son of Amy and Sean ... sports studies major ... has one sister, Hanna.

CAREER STATS

SEASON	TEAM	GP-GS	MIN/AVG	Field Goals		3-Point		F-Throws		Rebounds				Scoring							
				FG-FGA	FG%	3FG-3FGA	3FG%	FT-FTA	FT%	OFF	DEF	TOT	AVG	PF-FO	A	TO	BLK	STL	PTS	AVG	
2023-24	SBU	7-0	14/2.0	2-4	.500	1-3	.333	0-0	.000	0	3	3	0.4	1-0	0	1	1	0	0	5	0.7
TOTAL		7-0	14/2.0	2-4	.500	1-3	.333	0-0	.000	0	3	3	0.4	1-0	0	1	1	0	0	5	0.7



ST. BONAVENTURE TEAM HIGHS

POINTS	87		at Canisius (11/09/2024)
	85		Bryant (11/24/2024)
	76		Mansfield (11/20/2024)
	74		vs Providence (N) (12/14/2024)
	74		at FGCU (11/13/2024)
FIELD GOALS MADE	32		Bryant (11/24/2024)
	31		Mansfield (11/20/2024)
FIELD GOAL ATTEMPTS	31		at Canisius (11/09/2024)
	69		Mansfield (11/20/2024)
FIELD GOAL PERCENTAGE	.561	(32-57)	Bryant (11/24/2024)
	.534	(31-58)	at Canisius (11/09/2024)
3 PT FG MADE	8		Bryant (11/24/2024)
	8		Le Moyne (11/16/2024)
	8		at FGCU (11/13/2024)
3 PT FG ATTEMPTS	32		CSUN (11/04/2024)
	25		Mansfield (11/20/2024)
3 PT FG PERCENTAGE	.571	(8-14)	Bryant (11/24/2024)
	.381	(8-21)	at FGCU (11/13/2024)
FREE THROWS MADE	23		CSUN (11/04/2024)
	20		vs Providence (N) (12/14/2024)
	20		at Canisius (11/09/2024)
FREE THROW ATTEMPTS	34		CSUN (11/04/2024)
	28		vs Providence (N) (12/14/2024)
FREE THROW PERCENTAGE	.923	(12-13)	vs UNI (N) (11/29/2024)
	.833	(20-24)	at Canisius (11/09/2024)
REBOUNDS	46		Mansfield (11/20/2024)
	43		Le Moyne (11/16/2024)
ASSISTS	21		Mansfield (11/20/2024)
	16		at Bucknell (12/04/2024)
STEALS	14		vs UNI (N) (11/29/2024)
	13		at Bucknell (12/04/2024)
BLOCKED SHOTS	9		Le Moyne (11/16/2024)
	8		vs Utah St. (N) (11/28/2024)
TURNOVERS	18		CSUN (11/04/2024)
	14		at Bucknell (12/04/2024)
FOULS	20		vs Utah St. (N) (11/28/2024)

ST. BONAVENTURE PLAYER HIGHS

POINTS	27		Chance Moore at Canisius (11/09/2024)
	24		Melvin Council Jr. vs Providence (N) (12/14/2024)
	22		Noel Brown vs Bryant (11/24/2024)
	18		Melvin Council Jr. vs Bryant (11/24/2024)
	18		Chance Moore at FGCU (11/13/2024)
	18		Chance Moore vs CSUN (11/04/2024)
FIELD GOALS MADE	10		Melvin Council Jr. vs Providence (N) (12/14/2024)
	9		Noel Brown vs Bryant (11/24/2024)
	9		Chance Moore at Canisius (11/09/2024)
FIELD GOAL ATTEMPTS	19		Melvin Council Jr. vs Providence (N) (12/14/2024)
	15		Melvin Council Jr. vs Utah St. (N) (11/28/2024)
FIELD GOAL PERCENTAGE (min 5 made)	.857	(6-7)	Noel Brown vs Utah St. (N) (11/28/2024)
	.818	(9-11)	Noel Brown vs Bryant (11/24/2024)
3 PT FG MADE	3		Chance Moore at Bucknell (12/04/2024)
	3		Jonah Hinton at FGCU (11/13/2024)
	3		Lajae Jones vs CSUN (11/04/2024)
3 PT FG ATTEMPTS	7		Jonah Hinton vs Mansfield (11/20/2024)
	7		Chance Moore vs CSUN (11/04/2024)
	7		Lajae Jones vs CSUN (11/04/2024)
	7		Melvin Council Jr. vs CSUN (11/04/2024)
3 PT FG PERCENTAGE (min 2 made)	1.000	(2-2)	Lajae Jones vs Mansfield (11/20/2024)
	1.000	(2-2)	Lajae Jones vs Le Moyne (11/16/2024)
	1.000	(2-2)	Duane Thompson at FGCU (11/13/2024)
FREE THROWS MADE	9		Dasonte Bowen vs CSUN (11/04/2024)
	8		Lajae Jones vs Providence (N) (12/14/2024)
	8		Dasonte Bowen vs UNI (N) (11/29/2024)
	8		Chance Moore at Canisius (11/09/2024)
FREE THROW ATTEMPTS	13		Dasonte Bowen vs CSUN (11/04/2024)
	8		Lajae Jones vs Providence (N) (12/14/2024)
	8		Chance Moore vs Buffalo (12/07/2024)
	8		Dasonte Bowen vs Buffalo (12/07/2024)
	8		Dasonte Bowen vs UNI (N) (11/29/2024)
	8		Chance Moore at FGCU (11/13/2024)
	8		Chance Moore at Canisius (11/09/2024)
FREE THROW PERCENTAGE (min 3 made)	1.000	(8-8)	Lajae Jones vs Providence (N) (12/14/2024)
	1.000	(8-8)	Dasonte Bowen vs UNI (N) (11/29/2024)
	1.000	(8-8)	Chance Moore at Canisius (11/09/2024)
	1.000	(4-4)	Jonah Hinton vs Buffalo (12/07/2024)
	1.000	(4-4)	Melvin Council Jr. vs Le Moyne (11/16/2024)
	1.000	(4-4)	Dasonte Bowen at Canisius (11/09/2024)
	1.000	(4-4)	Noel Brown vs CSUN (11/04/2024)
	1.000	(3-3)	Noel Brown vs Le Moyne (11/16/2024)
	1.000	(3-3)	Lajae Jones vs CSUN (11/04/2024)
	1.000	(3-3)	Lajae Jones vs CSUN (11/04/2024)
REBOUNDS	12		Chance Moore vs Providence (N) (12/14/2024)
	12		Melvin Council Jr. vs Utah St. (N) (11/28/2024)
	12		Chance Moore vs Mansfield (11/20/2024)
ASSISTS	8		Dasonte Bowen vs Mansfield (11/20/2024)
	6		Dasonte Bowen vs Buffalo (12/07/2024)
	6		Melvin Council Jr. at FGCU (11/13/2024)
STEALS	4		Lajae Jones vs Buffalo (12/07/2024)
	4		Lajae Jones at Bucknell (12/04/2024)

ST. BONAVENTURE TEAM LOWS

POINTS	64		at Bucknell (12/04/2024)
	65		Buffalo (12/07/2024)
	67		vs Utah St. (N) (11/28/2024)
	68		vs UNI (N) (11/29/2024)
	70		CSUN (11/04/2024)
FIELD GOALS MADE	20		CSUN (11/04/2024)
	21		Buffalo (12/07/2024)
FIELD GOAL ATTEMPTS	47		Buffalo (12/07/2024)
	50		vs UNI (N) (11/29/2024)
FIELD GOAL PERCENTAGE	.364	(20-55)	CSUN (11/04/2024)
	.417	(25-60)	vs Providence (N) (12/14/2024)
3 PT FG MADE	4		vs Providence (N) (12/14/2024)
	4		Buffalo (12/07/2024)
3 PT FG ATTEMPTS	14		vs Providence (N) (12/14/2024)
	14		Bryant (11/24/2024)
3 PT FG PERCENTAGE	.219	(7-32)	CSUN (11/04/2024)
	.263	(5-19)	at Canisius (11/09/2024)
FREE THROWS MADE	7		at Bucknell (12/04/2024)
	7		Mansfield (11/20/2024)
FREE THROW ATTEMPTS	10		Mansfield (11/20/2024)
	11		at Bucknell (12/04/2024)
FREE THROW PERCENTAGE	.565	(13-23)	Le Moyne (11/16/2024)
	.600	(9-15)	vs Utah St. (N) (11/28/2024)
REBOUNDS	26		vs UNI (N) (11/29/2024)
	28		Buffalo (12/07/2024)
ASSISTS	8		Bryant (11/24/2024)
	9		vs Providence (N) (12/14/2024)
	9		vs Utah St. (N) (11/28/2024)
STEALS	5		vs Providence (N) (12/14/2024)
	6		vs Utah St. (N) (11/28/2024)
	6		Le Moyne (11/16/2024)
BLOCKED SHOTS	2		vs Providence (N) (12/14/2024)
	2		Buffalo (12/07/2024)
TURNOVERS	7		vs Providence (N) (12/14/2024)
	8		at Canisius (11/09/2024)
FOULS	9		at Canisius (11/09/2024)
	10		vs UNI (N) (11/29/2024)

OPPONENT TEAM LOWS

POINTS	47		at Bucknell (12/04/2024)
	52		Le Moyne (11/16/2024)
	54		Mansfield (11/20/2024)
	55		Buffalo (12/07/2024)
	56		vs UNI (N) (11/29/2024)
	56		CSUN (11/04/2024)
FIELD GOALS MADE	18		at Bucknell (12/04/2024)
	20		Buffalo (12/07/2024)
	20		Le Moyne (11/16/2024)
	20		CSUN (11/04/2024)
FIELD GOAL ATTEMPTS	46		vs UNI (N) (11/29/2024)
	47		at Bucknell (12/04/2024)
FIELD GOAL PERCENTAGE	.339	(20-59)	Le Moyne (11/16/2024)
	.344	(22-64)	vs Utah St. (N) (11/28/2024)
3 PT FG MADE	4		at Bucknell (12/04/2024)
	6		vs UNI (N) (11/29/2024)
	6		vs Utah St. (N) (11/28/2024)
	6		CSUN (11/04/2024)
3 PT FG ATTEMPTS	19		vs UNI (N) (11/29/2024)
	19		Bryant (11/24/2024)
	19		CSUN (11/04/2024)
3 PT FG PERCENTAGE	.200	(4-20)	at Bucknell (12/04/2024)
	.214	(6-28)	vs Utah St. (N) (11/28/2024)
FREE THROWS MADE	4		Mansfield (11/20/2024)
	4		Le Moyne (11/16/2024)
FREE THROW ATTEMPTS	7		Buffalo (12/07/2024)
	7		Le Moyne (11/16/2024)
FREE THROW PERCENTAGE	.368	(7-19)	at Bucknell (12/04/2024)
	.400	(4-10)	Mansfield (11/20/2024)
REBOUNDS	23		at Canisius (11/09/2024)
	24		vs UNI (N) (11/29/2024)
ASSISTS	7		Bryant (11/24/2024)
	8		Buffalo (12/07/2024)
STEALS	4		Buffalo (12/07/2024)
	4		Mansfield (11/20/2024)
BLOCKED SHOTS	0		Le Moyne (11/16/2024)
	0		at Canisius (11/09/2024)
TURNOVERS	8		vs Utah St. (N) (11/28/2024)
	9		at Canisius (11/09/2024)

SEASON STATISTICS

Game Records

Record	Overall	Home	Away	Neutral
ALL GAMES	10-1	5-0	3-0	2-1
CONFERENCE	0-0	0-0	0-0	0-0
NON-CONFERENCE	10-1	5-0	3-0	2-1

Score by Periods

Team	1st	2nd	OT	TOT
St. Bonaventure	408	393	0	801
Opponents	302	373	0	675

Team Box Score

No.	Player	Total			3-Point			F-Throw		Rebounds				Other								
		GP-GS	MIN	AVG	FG-FGA	FG%	3FG-3FGA	3FG%	FT-FTA	FT%	OFF	DEF	TOT	AVG	PF	DQ	A	TO	BLK	STL	PTS	AVG
0	MOORE, Chance	11-11	376:25	34.2	58-118	.492	15-46	.326	35-55	.636	25	55	80	7.3	20	1	9	20	17	18	166	15.1
11	COUNCIL JR., Melvin	11-11	357:04	32.5	57-133	.429	16-46	.348	14-16	.875	13	44	57	5.2	14	0	35	21	2	22	144	13.1
24	BROWN, Noel	11-11	317:49	28.9	54-80	.675	0-3	.000	28-35	.800	22	29	51	4.6	30	0	6	16	6	4	136	12.4
5	BOWEN, Dasonte	10-10	310:31	31.1	34-80	.425	4-19	.211	39-50	.780	8	30	38	3.8	18	0	42	23	1	20	111	11.1
10	JONES, Lajae	11-10	326:11	29.7	35-71	.493	12-29	.414	22-28	.786	16	43	59	5.4	29	0	9	8	13	17	104	9.5
8	HINTON, Jonah	11-1	201:30	18.3	25-70	.357	16-47	.340	14-16	.875	5	14	19	1.7	11	0	16	10	1	6	80	7.3
3	ROSE, Miles	2-0	05:24	2.7	2-3	.667	1-1	1.000	0-0	.000	0	0	0	0.0	1	0	1	0	0	0	5	2.5
1	THOMPSON, Duane	10-1	81:39	8.2	7-23	.304	5-15	.333	3-10	.300	2	11	13	1.3	6	0	2	5	1	1	22	2.2
7	FOLARIN, Michael	9-0	74:51	8.3	7-13	.538	0-0	.000	0-0	.000	8	17	25	2.8	9	0	1	6	5	4	14	1.6
2	EDWARDS, Jaxon	5-0	35:16	7.1	3-6	.500	0-2	.000	0-2	.000	3	8	11	2.2	3	0	3	4	1	4	6	1.2
23	BOLANGA, Noah	10-0	74:09	7.4	3-22	.136	1-15	.067	0-4	.000	5	7	12	1.2	3	0	7	3	0	3	7	0.7
21	WEDLOW, Xander	9-0	39:10	4.4	3-5	.600	0-0	.000	0-1	.000	2	1	3	0.3	6	0	1	3	0	0	6	0.7
Team											15	18	33					7				
Total		11	2200		288-624	.462	70-223	.314	155-217	.714	124	277	401	36.5	150	1	132	126	47	99	801	72.8
Opponents		11	2200		241-608	.396	85-273	.311	108-158	.684	106	242	348	31.6	171	4	129	155	28	63	675	61.4

Team Statistics

	SBU	OPP
Scoring	801	675
Points per game	72.8	61.4
Scoring margin	+11.5	-
Field goals-att	288-624	241-608
Field goal pct	.462	.396
3 point fg-att	70-223	85-273
3-point FG pct	.314	.311
3-pt FG made per game	6.4	7.7
Free throws-att	155-217	108-158
Free throw pct	.714	.684
F-Throws made per game	14.1	9.8
Rebounds	401	348
Rebounds per game	36.5	31.6
Rebounding margin	+4.8	-
Assists	132	129
Assists per game	12.0	11.7
Turnovers	126	155
Turnovers per game	11.5	14.1
Turnover margin	+2.6	-
Assist/turnover ratio	1.0	0.8
Steals	99	63
Steals per game	9.0	5.7
Blocks	47	28
Blocks per game	4.3	2.5
Winning streak	4	-
Home win streak	5	-
Attendance	19328	6392
Home games-Avg/Game	5-3866	3-2131
Neutral site-Avg/Game	-	3-2487

Team Results

Date	Opponent		Score	Att.
11/04/2024	CSUN	W	70-56	3859
11/09/2024	at Canisius	W	87-78	1904
11/13/2024	at FGCU	W	74-65	3554
11/16/2024	Le Moyne	W	71-52	4239
11/20/2024	Mansfield	W	76-54	3356
11/24/2024	Bryant	W	85-70	3919
11/28/2024	vs Utah St.	L	67-72	0
11/29/2024	vs UNI	W	68-56	1154
12/04/2024	at Bucknell	W	64-47	934
12/07/2024	Buffalo	W	65-55	3955
12/14/2024	vs Providence	W	74-70	6307

SEASON BOX SCORES

Game 1: St. Bonaventure 70, CSUN 56

CSUN - 56													Record: 0-1			
NO. Name	Min	FG M-A	3P M-A	FT M-A	Rebounds OR DR TOT	Fouls PF FD	TP	AS	TO	ST	Blocks BS BA +/-	Shooting By Period				
7 Keonte Jones	F 33:54	5-11	1-2	5-6	1 8 9	5 5 16	3	5	1	0	2	-8	1st FG%	2-6	34.6%	
8 Marcus Adams Jr.	F 14:42	1-3	0-2	0-0	0 2 2	5 0 2	1	1	0	0	0	-12	3PT%	2-9	22.2%	
21 Grady Lewis	F 18:52	4-5	0-0	0-2	2 3 5	1 2 8	0	0	1	0	0	0	FT%	0-4	0%	
4 PJ Fuller II	G 26:35	3-7	2-5	0-0	1 3 4	2 1 8	3	2	1	0	0	-15	2nd FG%	11-28	39.3%	
12 Scotty Washington	G 27:01	3-9	1-4	2-2	0 5 5	2 1 9	3	2	0	0	0	1	3PT%	4-10	40.0%	
6 Festus Ndumanya	11:58	1-5	0-0	0-0	1 0 1	4 1 2	1	2	1	0	0	2	FT%	10-12	83.3%	
0 Tyler Beard	23:17	0-5	0-1	0-0	1 1 2	1 0 0	2	3	1	0	1	-14	GM FG%	20-54	37.0%	
11 Mahmoud Fofana	17:13	0-2	0-1	2-4	0 1 1	2 2 2	1	3	3	0	2	-16	3PT%	6-19	31.6%	
33 Judson Martindale	19:36	2-6	2-4	1-2	0 1 1	2 3 2	7	0	1	1	0	0	FT%	10-16	62.5%	
13 Sabien Cain	03:19	0-0	0-0	0-0	0 0 0	0 0 0	0	0	0	0	0	0	Dead Ball Rebounds: 5, 0			
3 Jalen Barbee	03:33	1-1	0-0	0-0	0 1 1	1 0 2	0	0	0	0	0	3	Dead Ball Rebounds: 1, 0			
Team					1 2 3	0 0 0	0	0	0	0	0	0	Technical Fouls: Jones 2nd 1, 0			
Totals	20:54	6-19	10-16	7 28 35	26 14 56	14 21 8	1 5	14	1	5	-14	Technical Fouls: NONE				

Game 2: St. Bonaventure 87, Canisius 78

St. Bonaventure - 87													Record: 2-0			
NO. Name	Min	FG M-A	3P M-A	FT M-A	Rebounds OR DR TOT	Fouls PF FD	TP	AS	TO	ST	Blocks BS BA +/-	Shooting By Period				
1 Duane Thompson	F 12:46	3-5	1-3	0-0	0 3 3	0 0 0	7	0	0	0	0	3	1st FG%	17-36	47.2%	
24 Noel Brown	C 29:38	5-7	0-0	0-1	5 1 6	0 3 10	0	2	0	0	0	-4	3PT%	4-14	28.6%	
0 Chance Moore	G 33:08	9-13	1-3	8-8	2 4 6	1 4 27	0	1	2	3	0	6	FT%	2-3	66.7%	
5 Dasonte Bowen	G 27:53	4-8	0-1	4-4	2 0 2	1 3 12	4	2	1	1	0	8	2nd FG%	14-22	63.6%	
11 Melvin Council Jr.	G 28:13	5-13	1-5	6-7	1 3 4	1 4 17	4	1	1	0	0	4	3PT%	1-5	20.0%	
8 Jonah Hinton	22:15	4-9	2-6	0-0	1 2 3	0 0 10	1	0	0	0	0	6	FT%	18-21	85.7%	
10 Lajae Jones	21:03	1-2	0-1	2-4	1 3 4	3 2 4	1	1	1	0	0	7	GM FG%	31-58	53.4%	
2 Jaxon Edwards	11:34	0-0	0-0	0-0	1 4 5	2 1 0	0	1	0	2	0	10	3PT%	5-19	26.3%	
7 Michael Folarin	08:21	0-0	0-0	0-0	1 1 2	1 1 0	0	0	1	0	0	12	FT%	20-24	83.3%	
23 Noah Bolanga	05:09	0-1	0-0	0-0	0 0 0	0 0 0	0	0	1	0	0	-7	Dead Ball Rebounds: 1, 0			
Team					1 1 2	0 0 0	0	0	0	0	0	0	Technical Fouls: NONE			
Totals	31:58	5-19	20-24	15 22 37	9 18 87	11 8	4	0	9	0	0	0	Technical Fouls: NONE			

St. Bonaventure - 70													Record: 1-0			
NO. Name	Min	FG M-A	3P M-A	FT M-A	Rebounds OR DR TOT	Fouls PF FD	TP	AS	TO	ST	Blocks BS BA +/-	Shooting By Period				
24 Noel Brown	C 17:26	2-4	0-0	4-4	2 3 5	3 3 8	0	1	0	0	0	3	1st FG%	12-33	36.4%	
0 Chance Moore	G 27:55	6-13	2-7	4-7	2 7 9	4 5 18	3	3	2	0	1	14	3PT%	4-18	22.2%	
5 Dasonte Bowen	G 32:33	1-4	0-3	9-13	0 2 1	1 7 11	2	1	2	0	0	18	FT%	3-7	42.9%	
10 Lajae Jones	G 31:44	5-12	3-7	3-3	3 2 5	1 2 16	0	0	0	1	0	17	2nd FG%	8-22	36.4%	
11 Melvin Council Jr.	G 32:55	4-12	1-7	0-0	1 5 6	1 3 9	0	4	3	1	0	2	3PT%	3-14	21.4%	
1 Duane Thompson	08:16	0-2	0-2	1-3	1 0 1	1 2 1	0	0	0	0	0	-3	GM FG%	20-55	36.4%	
2 Jaxon Edwards	07:03	1-2	0-1	0-2	0 2 2	0 2 2	0	1	0	0	0	1	3PT%	7-32	21.9%	
7 Michael Folarin	17:38	0-0	0-0	0-0	2 4 6	2 0 0	0	4	2	3	0	11	FT%	23-34	67.6%	
8 Jonah Hinton	10:50	0-3	0-2	2-2	0 1 1	1 1 2	3	0	2	0	0	3	Dead Ball Rebounds: 6, 0			
23 Noah Bolanga	10:09	1-3	1-3	0-0	0 0 0	0 0 0	3	2	0	1	0	6	Dead Ball Rebounds: 3, 1			
21 Xander Wedlow	03:31	0-0	0-0	0-0	1 0 1	0 0 0	0	0	0	0	0	-2	Dead Ball Rebounds: 4, 0			
Team					0 3 3	0 0 0	0	0	0	0	0	0	Technical Fouls: NONE			
Totals	20:55	7-32	23-34	12 28 40	14 25 70	10 18	10	5	1	14	0	0	Technical Fouls: NONE			

Canisius - 78													Record: 0-2			
NO. Name	Min	FG M-A	3P M-A	FT M-A	Rebounds OR DR TOT	Fouls PF FD	TP	AS	TO	ST	Blocks BS BA +/-	Shooting By Period				
7 Dylan Godfrey	F 24:14	5-9	3-7	0-0	0 3 3	3 0 13	0	0	0	1	0	0	1st FG%	13-30	43.3%	
1 Cam Palesse	G 33:50	1-3	1-3	2-2	2 3 5	3 3 5	0	0	0	0	0	-2	3PT%	6-18	33.3%	
3 Anthony Benard	G 32:18	2-9	1-3	0-0	0 3 3	1 0 5	8	2	3	0	1	-6	FT%	2-2	100%	
6 Tana Kopa	G 34:56	6-12	5-9	2-2	3 0 3	5 1 19	2	1	0	0	0	-5	2nd FG%	14-26	53.8%	
34 Paul McMillan IV	G 34:15	11-15	3-4	6-8	0 3 3	1 4 31	1	2	0	0	2	-2	3PT%	8-14	57.1%	
4 William Scott Jr.	13:52	0-2	0-1	0-0	0 0 0	2 1 0	0	0	2	0	1	-8	FT%	8-10	80%	
9 Evan van der Plas	08:48	0-2	0-2	0-0	1 1 2	1 0 0	1	1	0	0	0	-10	GM FG%	27-56	48.2%	
24 Jaxson Sangha	15:45	2-4	1-3	0-0	0 1 1	2 0 5	1	2	0	0	0	-10	3PT%	14-32	43.8%	
33 Gianni Thompson	02:02	0-0	0-0	0-0	0 0 0	0 0 0	0	0	0	0	0	-3	FT%	10-12	83.3%	
Team					2 1 3	0 0 0	0	0	0	0	0	0	Dead Ball Rebounds: 1, 0			
Totals	27:56	14-32	10-12	8 15 23	18 9 78	13 9	6	0	4	9	0	0	Technical Fouls: NONE			

CSUN		SBU		Points from Turnovers		CSUN		SBU		Period by Period Scoring			
Biggest lead	2 (1st 19:16)	21 (2nd 7:11)	Turnovers	13	21	1st	2nd	TOT	CSUN	20	36	56	
Best Scoring Run	5 (1st 2:11)	8 (2nd 11:32)	Paint	20	25	CSUN	20	36	56	SBU	31	39	70
Lead Changes	1		Second Chance	8	5	Fast Breaks	3	18					
Times Tied	2		Fast Breaks	13	8	Bench	13	8					
Time with Lead	02:48	35:18	Bench	13	8								

BONA		CAN		Points from Turnovers		BONA		CAN		Period by Period Scoring			
Biggest lead	15 (2nd 8:58)	3 (1st 15:42)	Turnovers	12	6	1st	2nd	TOT	BONA	40	47	87	
Best Scoring Run	11 (1st 11:05)	9 (1st 5:22)	Paint	46	20	BONA <td>40 <td>47 <td>87</td> <td>CAN <td>34</td> <td>44</td> <td>78</td> </td></td></td>	40 <td>47 <td>87</td> <td>CAN <td>34</td> <td>44</td> <td>78</td> </td></td>	47 <td>87</td> <td>CAN <td>34</td> <td>44</td> <td>78</td> </td>	87	CAN <td>34</td> <td>44</td> <td>78</td>	34	44	78
Lead Changes	4		Second Chance	17	10	Fast Breaks	6	9					
Times Tied	5		Fast Breaks	6	9	Bench	14	5					
Time with Lead	32:31	04:34	Bench	14	5								

Game 3: St. Bonaventure 74, FGCU 65

St. Bonaventure - 74													Record: 3-0			
NO. Name	Min	FG M-A	3P M-A	FT M-A	Rebounds OR DR TOT	Fouls PF FD	TP	AS	TO	ST	Blocks BS BA +/-	Shooting By Period				
24 Noel Brown	C 32:41	6-9	1-1	1-2	0 2 2	3 3 13	0	0	1	1	0	12	1st FG%	14-34	41.2%	
0 Chance Moore	G 36:52	5-12	2-5	6-8	1 7 8	1 5 18	1	3	3	0	0	12	3PT%	5-15	33.3%	
5 Dasonte Bowen	G 34:01	4-9	0-3	4-4	2 3 4	4 2 11	5	2	2	0	0	11	FT%	7-9	77.8%	
10 Lajae Jones	G 29:04	3-7	0-2	0-1	2 4 6	2 2 6	1	0	1	2	1	15	2nd FG%	14-28	50.0%	
11 Melvin Council Jr.	G 31:39	3-11	1-3	1-2	1 5 6	1 1 8	6	2	0	0	4	11	3PT%	3-5	50.0%	
8 Jonah Hinton	14:20	4-6	3-4	0-0	1 0 1	2 1 11	0	0	0	1	0	-4	FT%	5-10	50%	
2 Jaxon Edwards	04:29	0-1	0-0	0-0	0 0 0	0 0 0	0	0	0	0	0	9	GM FG%	27-59	45.8%	
1 Duane Thompson	07:05	2-3	2-2	1-2	0 2 2	0 1 7	0	2	0	0	0	0	3PT%	8-21	38.1%	
7 Michael Folarin	05:17	0-1	0-0	0-0	1 1 2	0 0 0	0	0	0	0	0	4	FT%	12-19	63.2%	
21 Xander Wedlow	02:02	0-0	0-0	0-0	0 1 1	0 0 0	0	0	0	0	0	1	Dead Ball Rebounds: 3, 1			
23 Noah Bolanga	02:30	0-0	0-0	0-0	0 0 0	0 0 0	0	0	0	0	0	0	Dead Ball Rebounds: 1, 2			
Team					3 1 4	0 0 0	0	0	0	0	0	0	Technical Fouls: NONE			
Totals	27:59	8-21	12-19	9 26 35	14 15 74	13 9	8	3	6	9	0	0	Technical Fouls: NONE			

Le Moyne - 52													Record: 1-4			
NO. Name	Min	FG M-A	3P M-A	FT M-A	Rebounds OR DR TOT	Fouls PF FD	TP	AS	TO	ST	Blocks BS BA +/-	Shooting By Period				
3 Dwayne Koroma	F 24:14	4-6	0-1	1-2	1 2 3	4 2 9	1	2	0	0	0	-9	1st FG%	10-30	33.3%	
12 Freds Pauls Bagatskis F	25:02	3-9	2-7	0-0	1 3 4	3 0 8	1	1	2	0	2	-15	3PT%	3-15	20.0%	
1 Darrick Jones Jr.	G 26:14	4-7	3-6	0-0	1 2 3	3 1 11	0	1	0	0	1	-20	FT%	0-1	0%	
4 Zek Tekin	G 26:26	0-7	0-4	0-0	0 2 2	1 1 0	3	2								

SEASON BOX SCORES

Game 5: St. Bonaventure 76, Mansfield 54

Game 6: St. Bonaventure 85, Bryant 70

Mansfield - 54												
Record: 1-3												
NO. Name	Min	FG	3P	FT	Rebounds	Fouls	TP	AS	TO	ST	Blocks	+/-
		M-A	M-A	M-A	OR DR TOT	PF FD					BS BA	
35 Scott Woodring	C 24:24	2-6	0-2	1-2	1 1 2	1 1	5	0	2	0	2 0	-11
0 Sterling Scott	G 25:05	2-8	1-4	0-1	0 2 2	1 1	5	2	2	0	1 1	-8
5 LJ Starsbury	G 30:33	2-8	1-5	1-3	2 6 8	1 2	6	4	1	0	0 0	-18
7 Jayden Montgomery	G 19:15	2-3	1-1	0-0	0 3 3	2 0	5	2	4	1	0 0	-11
31 Owen Chambers	G 25:35	4-7	3-5	0-0	0 7 7	1 1	11	1	0	0	0 0	-13
2 Artemios Gavalas	15:49	0-0	0-0	0-0	0 1 1	1 2	0	4	3	0	0 0	-12
30 Julian Wilson	14:52	2-4	0-0	0-0	0 0 0	0 0	4	1	0	0	1 1	-9
3 Nasir Brown	13:04	3-7	2-3	0-2	1 1 1	1 1	8	1	4	1	0 0	-8
13 Diarmid Stewart	13:08	2-3	0-0	2-2	1 1 2	1 1	6	0	0	0	0 0	-6
4 Sa'ir Alsbrooks	09:27	1-3	0-2	0-0	0 0 0	0 1	2	0	0	1	0 0	-4
15 Leyton Fried	06:59	1-2	0-0	0-0	0 1 1	0 1	2	1	0	1	0 0	-6
11 Lewis Clearwater	01:49	0-1	0-1	0-0	0 0 0	0 0	0	0	0	0	1 1	-4
Team					1 1 2		0		1			
Totals		21-52	8-23	4-10	5 24 29	9 11	54	16	17	4	2 3	-22

Shooting By Period	
1st FG%	13-26 50.0%
3PT%	4-9 44.4%
FT%	0-0 0%
2nd FG%	8-26 30.8%
3PT%	4-14 28.6%
FT%	4-10 40%
GM FG%	21-52 40.4%
3PT%	8-23 34.8%
FT%	4-10 40.0%

Dead Ball Rebounds: 2, 0

Bryant - 70												
Record: 3-3												
NO. Name	Min	FG	3P	FT	Rebounds	Fouls	TP	AS	TO	ST	Blocks	+/-
		M-A	M-A	M-A	OR DR TOT	PF FD					BS BA	
5 Barry Evans	F 36:50	6-14	2-5	0-0	3 3 6	2 1	14	1	3	0	0 1	-9
7 Connor Withers	F 31:39	4-10	4-9	2-2	0 6 6	3 1	14	0	1	2	2 0	0
22 Keyshawn Mitchell	F 19:05	1-2	0-0	0-0	2 1 3	1 1	2	0	0	0	0 0	-11
0 Earl Timberlake	G 40:00	6-14	0-0	5-6	3 4 7	1 4	17	3	3	0	1 1	-15
24 Rafael Pinzon	G 23:20	5-14	1-4	2-2	1 2 3	4 1	13	1	3	2	0 0	-15
1 Kvonon Cramer	20:55	3-5	0-0	2-4	4 3 7	2 4	8	0	1	0	0 1	-4
11 Kam Farris	16:29	1-3	0-1	0-0	0 0 0	0 1	2	1	1	1	0 0	1
13 Jakai Robinson	08:00	0-1	0-0	0-0	0 0 0	0 0	0	1	0	0	0 0	-15
21 Aaron Davis	03:42	0-0	0-0	0-0	0 0 0	0 0	0	0	0	0	1 0	-7
Team					1 1 2		0		1			
Totals		26-63	7-19	11-14	14 20 34	14 14	70	7	13	5	4 3	-15

Shooting By Period	
1st FG%	16-33 48.5%
3PT%	5-10 50.0%
FT%	3-4 75%
2nd FG%	10-30 33.3%
3PT%	2-9 22.2%
FT%	8-10 80%
GM FG%	26-63 41.3%
3PT%	7-19 36.8%
FT%	11-14 78.6%

Dead Ball Rebounds: 3, 0

St. Bonaventure - 76												
Record: 5-0												
NO. Name	Min	FG	3P	FT	Rebounds	Fouls	TP	AS	TO	ST	Blocks	+/-
		M-A	M-A	M-A	OR DR TOT	PF FD					BS BA	
24 Noel Brown	C 25:34	3-5	0-0	2-2	1 5 6	3 1	8	0	0	1	0 0	19
0 Chance Moore	G 30:23	6-11	1-3	3-4	4 8 12	0 3	16	1	1	2	1 0	30
5 Dasonte Bowen	G 28:00	4-10	0-2	1-2	2 3 5	1 2	9	8	1	2	0 1	22
10 Lajae Jones	G 19:02	4-5	2-2	1-2	2 2 4	0 1	11	2	0	1	0 0	16
11 Melvin Council Jr.	G 25:41	4-8	1-3	0-0	1 1 1	3 0	9	5	0	2	0 0	7
1 Duane Thompson	04:57	0-7	0-4	0-0	0 0 0	0 0	0	0	0	0	0 1	-4
8 Jonah Hinton	24:30	2-7	2-7	0-0	0 3 3	1 0	6	1	3	1	0 0	11
7 Michael Folarin	09:10	1-3	0-0	0-0	2 3 5	1 0	2	0	2	0	1 0	-2
23 Noah Bolanga	15:04	2-7	0-3	0-0	1 4 5	0 1	4	2	0	1	0 0	-1
2 Jaxon Edwards	06:25	2-3	0-0	0-0	1 0 1	0 0	4	1	2	2	1 0	4
21 Xander Wedlow	05:16	1-1	0-0	0-0	1 0 1	2 1	2	0	0	0	0 0	5
3 Miles Rose	03:58	2-2	1-1	0-0	0 0 0	0 0	5	1	0	0	0 0	3
Team					2 1 3		0		0			
Totals		31-69	7-25	7-10	16 30 46	11 9	76	21	9	12	3 2	22

Shooting By Period	
1st FG%	15-33 45.5%
3PT%	4-14 28.6%
FT%	2-4 50%
2nd FG%	16-36 44.4%
3PT%	3-11 27.3%
FT%	5-6 83.3%
GM FG%	31-69 44.9%
3PT%	7-25 28.0%
FT%	7-10 70.0%

Dead Ball Rebounds: 1, 0

St. Bonaventure - 85												
Record: 6-0												
NO. Name	Min	FG	3P	FT	Rebounds	Fouls	TP	AS	TO	ST	Blocks	+/-
		M-A	M-A	M-A	OR DR TOT	PF FD					BS BA	
24 Noel Brown	C 28:30	9-11	0-0	4-5	4 3 7	3 4	22	0	4	0	1 0	20
0 Chance Moore	G 40:00	5-7	2-4	0-1	0 5 5	0 1	12	0	3	0	1 0	15
5 Dasonte Bowen	G 30:52	3-10	0-0	2-2	2 1 3	2 1	8	3	1	3	0 2	11
10 Lajae Jones	G 32:55	7-9	2-3	5-6	0 5 5	3 4	13	1	1	2	1 1	7
11 Melvin Council Jr.	G 36:02	8-14	2-3	0-0	0 5 5	2 1	18	2	2	2	0 0	14
8 Jonah Hinton	14:10	3-6	1-2	2-2	0 0 0	1 2	9	1	0	0	0 0	2
7 Michael Folarin	08:53	0-0	0-0	0-0	0 2 2	0 1	0	1	0	0	0 0	0
1 Duane Thompson	07:05	1-2	1-2	0-0	0 1 1	2 0	3	0	1	0	0 0	-8
21 Xander Wedlow	01:33	0-0	0-0	0-0	0 0 0	0 0	0	0	0	0	0 0	2
Team					0 1 1		0		1			
Totals		32-57	8-14	13-16	6 23 29	14 13	85	8	13	7	3 4	15

Shooting By Period	
1st FG%	16-27 59.3%
3PT%	5-8 62.5%
FT%	9-11 81.8%
2nd FG%	16-30 53.3%
3PT%	3-6 50.0%
FT%	4-5 80%
GM FG%	32-57 56.1%
3PT%	8-14 57.1%
FT%	13-16 81.3%

Dead Ball Rebounds: 2, 0

		MAN	SBU	Points from		Period by Period Scoring	
				MAN	SBU	1st	2nd
Biggest lead	0 (1st 20:00)	23 (2nd 0:40)		2	19		
Best Scoring Run	8 (1st 16:48)	9 (2nd 0:40)		20	46		
Lead Changes	0			8	21	MAN	30 24 54
Times Tied	0			9	20	SBU	36 40 76
Time with Lead	00:00	39:32		22	23		

		BRY	SBU	Points from		Period by Period Scoring	
				BRY	SBU	1st	2nd
Biggest lead	5 (1st 17:52)	20 (1st 5:07)		17	21		
Best Scoring Run	8 (1st 0:31)	7 (2nd 17:41)		38	46	BRY	40 30 70
Lead Changes	4	6		4	6	SBU	46 39 85
Times Tied	1			4	10		
Time with Lead	02:28	36:51		10	12		

Game 7: rv/rv Utah State 72, St. Bonaventure 67

Game 8: St. Bonaventure 68, Northern Iowa 56

Utah St. - 72												
Record: 6-0												
NO. Name	Min	FG	3P	FT	Rebounds	Fouls	TP	AS	TO	ST	Blocks	+/-
		M-A	M-A	M-A	OR DR TOT	PF FD					BS BA	
20 Isaac Johnson	C 12:13	2-5	0-0	0-0	0 1 1	0 0	4	0	0	1	0 0	-1
4 Ian Martinez	G 34:24	2-10	1-6	9-10	0 2 2	1 6	14	2	0	1	1 1	6
8 Drake Allen	G 29:41	3-8	0-4	6-7	0 3 3	1 5	12	6	1	2	0 0	-3
12 Mason Falslev	G 35:37	5-12	2-5	3-4	4 8 12	2 2	15	2	6	2	0 2	7
1 Aubin Gateretse	G 21:50	5-7	0-1	0-2	2 3 5	3 2	10	0	0	0	1 0	-3
7 Dexter Akanno	24:34	4-10	3-6	3-4	1 3 4	1 2	14	2	0	0	0 2	5
2 Tucker Anderson	09:39	0-3	0-1	0-0	4 1 5	0 0	0	0	0	0	0 1	-6
13 Dayton Albury	11:03	0-3	0-1	0-0	1 3 4	1 0	0	1	0	0	0 1	12
22 Karson Templin	18:10	1-6	0-2	1-1	4 2 6	3 3	3	0	1	0	1 1	8
5 Jordy Barnes	02:49	0-0	0-0	0-0	0 0 0	0 0	0	1	0	1	0 0	0
Team					1 1 2		0		0			
Totals		22-64	6-28	22-28	17 27 44	12 20	72	14	8	7	3 8	5

Shooting By Period	
1st FG%	9-38 23.7%
3PT%	2-18 11.1%
FT%	5-6 83.3%
2nd FG%	13-26 50.0%
3PT%	4-10 40.0%
FT%	17-22 77.3%
GM FG%	22-64 34.4%
3PT%	6-28 21.4%
FT%	6-28 78.6%

Dead Ball Rebounds: 3, 0

St. Bonaventure - 68												
Record: 7-1												
NO. Name	Min	FG	3P	FT	Rebounds	Fouls	TP	AS	TO	ST	Blocks	+/-
		M-A	M-A	M-A	OR DR TOT	PF FD					BS BA	
24 Noel Brown	C 30:37											

SEASON BOX SCORES

Game 9: St. Bonaventure 64, Bucknell 47

Game 10: St. Bonaventure 65, Buffalo 55

St. Bonaventure - 64 Record: 8-1

NO.	Name	Min	FG	3P	FT	Rebounds	Fouls	TP	AS	TO	ST	Blocks	+/-
			M-A	M-A	M-A	OR DR TOT	PF FD					BS BA	
24	Noel Brown	C 29:05	6-10	0-1	2-3	1 3 4	4 4	14	0	1	1	0 1	20
0	Chance Moore	G 29:52	6-9	3-5	2-4	4 2 6	1 3	17	0	2	2	2 0	13
5	Dasonte Bowen	G 30:19	4-8	1-2	2-2	0 5 5	3 1	11	4	5	2	0 1	15
10	Lajae Jones	G 31:39	3-6	1-3	1-2	1 5 6	4 1	8	1	1	4	3 0	20
11	Melvin Council Jr.	G 33:20	3-10	1-5	0-0	0 5 5	0 0	7	4	2	4	3 0	20
21	Xander Wedlow	05:30	0-1	0-0	0-0	0 0 0	1 0	0	2	0	0	0 0	1
23	Noah Bolanga	08:42	0-1	0-1	0-0	3 0 3	1 0	0	3	0	0	0 0	10
8	Jonah Hinton	16:21	1-5	1-4	0-0	0 3 3	1 0	3	4	0	0	0 0	-4
1	Duane Thompson	08:21	0-2	0-1	0-0	0 1 1	1 1	0	0	0	0	0 0	-3
7	Michael Folarin	05:25	2-3	0-0	0-0	0 0 0	1 0	4	0	0	0	0 0	-4
3	Miles Rose	01:26	0-1	0-0	0-0	0 0 0	1 0	0	0	0	0	0 1	-6
Team						1 2 3		0	1				
Totals			25:56	7:22	7:11	10 26 36	18 10	64	16	14	13	5 5	17

Technical Fouls: NONE

Shooting By Period

1st FG%	16:35	45.7%
3PT%	5-13	38.5%
FT%	1-2	50%
2nd FG%	9-21	42.9%
3PT%	2-9	22.2%
FT%	6-9	66.7%
GM FG%	25:56	44.6%
3PT%	7-22	31.8%
FT%	7-11	63.6%

Dead Ball Rebounds: 3-0

Buffalo - 55 Record: 5-5

NO.	Name	Min	FG	3P	FT	Rebounds	Fouls	TP	AS	TO	ST	Blocks	+/-
			M-A	M-A	M-A	OR DR TOT	PF FD					BS BA	
33	Tim Oboh	C 11:10	0-1	0-0	0-0	0 1 1	3 0	0	0	2	0	0 0	-7
1	Noah Batchelor	G 31:03	1-5	1-4	0-0	1 4 5	1 1	3	2	0	1	0 1	-8
2	Ryan Sabol	G 38:17	5-11	3-6	1-1	1 2 3	1 1	14	1	1	1	0 0	-10
4	Anquan Boldin Jr.	G 13:41	0-0	0-0	0-0	0 0 0	1 0	0	0	1	0	0 0	-9
5	Tyson Dunn	G 33:16	4-9	1-3	0-0	0 4 4	2 4	9	4	1	0	0 0	-11
8	Ben Michaels	26:28	2-5	0-3	0-0	1 4 5	5 0	4	0	1	0	0 0	-1
11	Bryson Wilson	20:51	4-10	2-5	4-4	1 1 2	2 3	14	0	3	0	0 0	-6
7	Brayden Jackson	17:40	4-7	1-4	2-2	0 2 2	2 2	11	0	0	1	0 0	2
14	Frederiks Meinarts	07:34	0-0	0-0	0-0	0 1 1	1 0	0	0	0	0	0 0	-2
Team						1 4 5		0	0				
Totals			20:48	8:25	7:7	5 23 28	18 11	55	8	18	4	1 2	-10

Technical Fouls: NONE

Shooting By Period

1st FG%	8:23	34.8%
3PT%	3-14	21.4%
FT%	3-3	100%
2nd FG%	12:25	48.0%
3PT%	5-11	45.5%
FT%	4-4	100%
GM FG%	20:48	41.7%
3PT%	8:25	32.0%
FT%	7-7	100%

Dead Ball Rebounds: 1-0

Bucknell - 47 Record: 4-6

NO.	Name	Min	FG	3P	FT	Rebounds	Fouls	TP	AS	TO	ST	Blocks	+/-
			M-A	M-A	M-A	OR DR TOT	PF FD					BS BA	
22	Ruot Bijek	F 26:37	3-8	1-3	0-0	2 3 5	1 1	7	0	2	0	0 1	-11
3	Noah Williamson	C 21:45	3-7	1-1	0-2	1 1 2	1 1	7	1	0	4	1 2	-12
5	Elvin Edmonds IV	G 28:44	2-6	0-3	0-0	0 0 0	1 3	4	2	4	0	0 0	-12
13	Josh Bascoe	G 27:55	3-5	1-3	0-0	0 6 6	1 0	7	6	2	1	0 0	-11
24	Achille Spadone	G 33:24	3-10	1-6	2-2	2 2 4	2 1	9	1	4	1	2 0	-20
2	Jayden Williams	14:47	0-2	0-1	1-2	0 1 1	1 2	1	1	1	1	0 0	-12
23	Pip Ajayi	20:16	3-3	0-0	1-7	3 6 9	3 4	7	1	3	1	2 0	-5
4	Josh Fulton	05:21	0-1	0-0	1-2	0 1 1	2 0	2	0	0	0	0 1	-6
10	Brandon McCreesh	14:01	1-3	0-1	0-2	0 1 1	0 3	2	0	0	0	0 0	-1
11	Brady Muller	07:10	0-2	0-2	2-2	0 0 0	0 1	2	0	0	0	0 0	-5
Team						1 0 1		0	1				
Totals			18:47	4:20	7:19	10 21 31	10 18	47	12	18	8	5 5	17

Technical Fouls: NONE

Shooting By Period

1st FG%	7:24	29.2%
3PT%	1-9	11.1%
FT%	1-6	16.7%
2nd FG%	11:23	47.8%
3PT%	3-11	27.3%
FT%	6-13	46.2%
GM FG%	18:47	38.3%
3PT%	4-20	20.0%
FT%	7-19	36.8%

Dead Ball Rebounds: 5-1

St. Bonaventure - 65 Record: 9-1

NO.	Name	Min	FG	3P	FT	Rebounds	Fouls	TP	AS	TO	ST	Blocks	+/-
			M-A	M-A	M-A	OR DR TOT	PF FD					BS BA	
24	Noel Brown	C 25:54	2-4	0-0	3-4	1 1 2	3 6	7	2	2	0	0 0	1
0	Chance Moore	G 37:40	5-11	0-3	6-8	0 2 2	1 4	16	0	0	1	1 0	15
5	Dasonte Bowen	G 32:41	0-4	0-1	6-8	0 5 5	3 4	6	6	4	2	0 1	9
10	Lajae Jones	G 40:00	3-7	0-3	0-0	1 7 8	2 0	6	0	1	4	1 0	10
11	Melvin Council Jr.	G 30:57	5-11	2-5	0-0	1 2 3	0 0	12	2	2	3	0 0	9
8	Jonah Hinton	15:41	3-5	2-3	4-4	0 0 0	1 3	12	1	2	0	0 0	5
21	Xander Wedlow	02:31	0-0	0-0	0-0	0 0 0	1 0	0	0	0	0	0 0	-1
23	Noah Bolanga	05:32	0-0	0-0	0-0	0 0 0	0 0	0	0	0	0	0 0	-7
7	Michael Folarin	09:04	3-5	0-0	0-0	3 2 5	0 1	6	0	0	0	0 0	9
Team						0 3 3		0	0				
Totals			21:47	4:15	19:24	6 22 28	11 18	65	11	11	10	2 1	10

Technical Fouls: NONE

Shooting By Period

1st FG%	11:24	45.8%
3PT%	3-9	33.3%
FT%	7-8	87.5%
2nd FG%	10:23	43.5%
3PT%	1-6	16.7%
FT%	12:16	75%
GM FG%	21:47	44.7%
3PT%	4-15	26.7%
FT%	19:24	79.2%

Dead Ball Rebounds: 2-0

	UB	SBU	Points from Turnovers	UB	SBU	Period by Period Scoring
				1st	2nd	TOT
Biggest lead	0 (1st 20:00)	14 (2nd 13:29)				
Best Scoring Run	5 (1st 11:03)	10 (1st 15:10)	Paint	24	30	
Lead Changes	0	0	Second Chance	4	10	UB 22 33 55
Times Tied	0	0	Fast Breaks	6	19	
Time with Lead	00:00	39:26	Bench	29	18	SBU 32 33 65

Game 11: St. Bonaventure 74, Providence 70

St. Bonaventure - 74 Record: 10-1

NO.	Name	Min	FG	3P	FT	Rebounds	Fouls	TP	AS	TO	ST	Blocks	+/-
			M-A	M-A	M-A	OR DR TOT	PF FD					BS BA	
24	Noel Brown	C 33:42	6-11	0-0	4-5	3 5 8	3 4	16	1	1	0	0 0	6
0	Chance Moore	G 37:33	4-11	0-3	2-4	6 6 12	3 3	10	1	2	0	1 2	0
8	Jonah Hinton	G 34:32	1-9	1-3	4-6	2 1 3	2 4	7	4	1	1	0 1	-2
10	Lajae Jones	G 35:31	3-4	1-2	8-8	1 3 4	4 4	15	0	0	0	0 0	5
11	Melvin Council Jr.	G 38:14	10-19	2-3	2-2	2 2 4	3 1	24	3	3	3	0 2	5
23	Noah Bolanga	09:41	0-5	0-3	0-2	0 2 2	1 2	0	0	0	1	0 0	3
21	Xander Wedlow	06:18	1-1	0-0	0-1	0 0 0	1 1	2	0	0	0	0 0	-2
1	Duane Thompson	04:29	0-0	0-0	0-0	0 0 0	0 0	0	0	0	0	0 0	-1
Team						5 3 8		0	0				
Totals			25:50	4:14	20:28	19 22 41	17 19	74	9	7	5	2 5	4

Technical Fouls: NONE

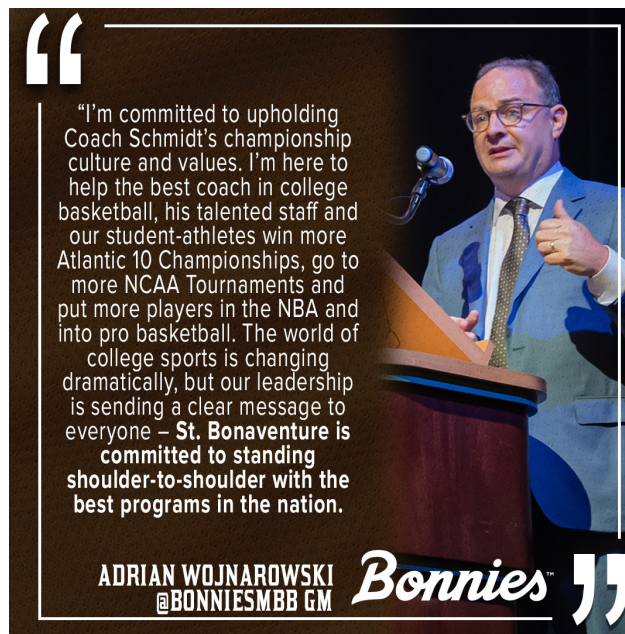
Shooting By Period

1st FG%	14:37	37.8%
3PT%	2-8	25.0%
FT%	5-6	83.3%
2nd FG%	11:23	47.8%
3PT%	2-6	33.3%
FT%	15:22	68.2%
GM FG%	25:50	41.7%
3PT%	4-14	28.6%
FT%	20:28	71.4%

Dead Ball Rebounds: 4-0

Providence - 70 Record: 7-5

NO.	Name	Min	FG	3P	FT	Rebounds	Fouls	TP	AS	TO	ST	Blocks	+/-
			M-A	M-A	M-A	OR DR TOT	PF FD					BS BA	
55	Oswin Erhunmwunse	F 20:29	3-3	0-0	0-1	5 3 8	2 2	6	0	0	0	1 0	4
0	Wesley Cardet	G 23:45	3-8	2-4	5-5	2 1 3	2 3	13	0	1	0	0 1	-6
1	Jayden Pierre	G 36:21	4-10	2-7	2-2	1 2 3	2 1	12	4	0	1	2 0	-6
7	Bensley Joseph	G 25:06	2-7	1-4	0-0	0 1 1	4 1	5	0	3	2	0 0	-4
14	Corey Floyd, Jr.	G 20:02	3-6	2-4	2-2	1 1 2	0 2	10	2	2	0	0 0	-7
2	Christ Essandoko	08:43	0-2	0-0	2-2	0 4 4	1 1	2	0	0	0	2 1	-1
3	Jabri Abdur-Rahim	12:40	0-5	0-4	3-3	0 1 1	1 1	3	0	0	0	0 0	4
10	Rich Barron	24:33	3-9	3-9	0-0	0 2 2	3 0	9	1	2	0	0 0	-5



WELCOME HOME WOJ

The smile on the face of St. Bonaventure men’s basketball head coach Mark Schmidt perfectly summed up the feelings of Bonnies fans everywhere.

“We got Woj,” he exclaimed during a September press conference formally introducing the former ESPN Senior NBA insider Adrian Wojnarowski, ’91, as the first-ever men’s basketball general manager at St. Bonaventure.

“If Woj put his name in the portal,” Schmidt said, comparing the most well-known news-breaker in the NBA over the past decade to the current collegiate sports landscape, “there would be Kansas, Carolina and Duke after him. This is a grand slam.”

In his role as general manager, Wojnarowski will serve the coaching staff in managing a wide range of responsibilities including name, image and likeness (NIL) opportunities and as a liaison with collectives; transfer portal management; recruit, family and alumni player relationships; professional player programs; and program fundraising.

And while some in the sports world might have found his decision to retire from his role at ESPN, one that made him a household name to sports fans, perhaps a bit puzzling, Wojnarowski quickly made it clear that this opportunity with the Bonnies – to return home to his beloved alma mater – was one too good to pass up.

“This is a magical place,” he said. “Around this time of year at ESPN, someone would always ask me, where do you want to be for the opening of NBA training camps? Did I want to be in Boston, with the defending champion Celtics, or in LA with the Lakers and LeBron, or maybe Oklahoma City to see one of the best young teams

in the world. I’ve been thinking about that question – and I finally had an answer. I wanted to be with the Bonnies on the opening day of practices.”

A man who could be anywhere of his choosing in the basketball world ultimately chose to return home where he will help Schmidt and his staff continue to grow a program that has become one of the best in the Atlantic 10 over Schmidt’s 17 years at the helm.

“Make no mistake about it, this is a big, bold move,” said St. Bonaventure vice president and director of athletics Bob Beretta. “Adding the preeminent basketball journalist of our time with his strong network of global relationships is certainly a loud and clear example of that. Today we stand a little bolder and even more poised to capitalize on this historic moment.”

Wojnarowski will lead the charge in guiding Bonaventure to the forefront of the college basketball world during the new era of NIL.

“I’m here to compete and win; and to do it the Bonaventure way,” he said. “I’m committed to upholding Coach Schmidt’s championship culture and values. I’m here to help the best coach in college basketball, his talented staff and our student-athletes win more Atlantic 10 Championships, go to more NCAA Tournaments and put more players in the NBA and into pro basketball. The world of college sports is changing dramatically, but our leadership is sending a clear message to everyone – St. Bonaventure is committed to standing shoulder-to-shoulder with the best programs in the nation.”

In helping St. Bonaventure not only survive but thrive in the changing college sports landscape, Wojnarowski plans on using

the relationships he’s built in the industry over his decades in journalism to recruit talent, strengthen the program in the NIL space and create opportunities for Bonnies athletes following their days in Brown and White.

Indeed, Woj’s extensive network grew in large part because of the lessons learned on campus during his days as a college student at Bonaventure.

“I learned about the importance of relationships at St. Bonaventure: how to build them, how to nurture them and how to value them,” he said. “Our program will be the beneficiary of those relationships, of the global basketball network I’ve built over decades.”

It’s a network that has been buzzing with what Woj described as “game-changing opportunities to help recruit and retain student-athletes” in the days since his announcement.

“The relationships that Woj has, we couldn’t develop in the next 50 years (ourselves),” Schmidt said. “What he will bring to the program is something you can’t put into words. His reputation ... it’s Woj.”

With practices officially starting – Schmidt’s first official work with this year’s group ran into Wojnarowski’s press conference – and the new GM’s duties getting underway Oct. 1, the man known for tirelessly breaking stories will begin his new life’s work.

“Nobody gives you good players, just like nobody gives you a good story as a journalist,” Wojnarowski said. “You have to work for them. You earn them. That’s what Coach Schmidt’s program is built on – earning it every day.”



TV & RADIO SPEED CHART



0
CHANCE MOORE
SENIOR - G - 6-6
BROOKHAVEN, GA.



1
DUANE THOMPSON
R-FRESHMAN - F - 6-8
BOSTON, MASS.



2
JAXON EDWARDS
JUNIOR - G - 6-5
INDIANAPOLIS, IND.



3
MILES ROSE
SOPHOMORE - G - 6-4
ROCHESTER, N.Y.



4
EBRAHIM KABA
FRESHMAN - G/F - 6-9
EAST ORANGE, N.J.




5
DASONTE BOWEN
JUNIOR - G - 6-2
BOSTON, MASS.



7
MICHAEL FOLARIN
R-JUNIOR - C - 6-11
LONDON, ENGLAND




8
JONAH HINTON
R-SOPHOMORE - G - 6-3
CHICAGO, ILL.



10
LAJAE JONES
JUNIOR - G - 6-7
JACKSONVILLE, FLA.



11
MELVIN COUNCIL JR.
SENIOR - G - 6-4
ROCHESTER, N.Y.



15
JACK DEROSE
SOPHOMORE - G - 6-0
OLEAN, N.Y.




21
XANDER WEDLOW
FRESHMAN - F/C - 6-10
DETROIT, MI.



23
NOAH BOLANGA
R-FRESHMAN - G - 6-8
POITIERS, FRANCE



24
NOEL BROWN
GRADUATE - C - 6-11
LEESBURG, VA.



30
BROEK OSTROM
JUNIOR - G - 6-2
HOLLEY, N.Y.

COACHING STAFF

Head Coach: Mark Schmidt
(18th season)
Associate Head Coach: Sean Neal
(7th season)
Assistant Coach: Chris Lowe
(4th season)
Assistant Coach: Dana Valentine
(2nd season)
Director of Operations: Matt Pappas
(17th season)

PRONUNCIATIONS

Ebrahim Kaba: e-bra-HEEM
Lajae Jones: luh - JAY
Noah Bolanga: bo - LON - ga
Broek Ostrom: Brock OH - strom