



# ST. BONAVENTURE BASKETBALL

2021 ATLANTIC 10 CHAMPIONS | 2019 ATLANTIC 10 RUNNER-UP | 2018 NCAA TOURNAMENT | 2022 NIT SEMIFINALS  
2016 ATLANTIC 10 REGULAR SEASON CO-CHAMPIONS | 2012 ATLANTIC 10 CHAMPIONS | 8 NCAA TOURNAMENTS

## 2022-23 SCHEDULE

RECORD: 6-6 || A-10 RECORD: 0-0  
HOME: 5-1 || AWAY: 0-3 || NEUTRAL: 1-2

### NOVEMBER (5-2)

Nov. 7	ST. FRANCIS (PA) (TV: ESPN+)	W, 71-58
Nov. 12	at Canisius (TV: ESPN+)	L, 84-80 (OT)
Nov. 15	vs. So. Dakota St. (TV: ESPN+)	L, 66-62
Nov. 19	BOWLING GREEN (TV: ESPN+)	W, 81-68
Nov. 22	SO. INDIANA (TV: ESPN+)	W, 80-66
Nov. 25	vs. Notre Dame ! (TV: ESPN+)	W, 63-51
Nov. 30	MIDDLE TENN. (TV: ESPN+)	W, 71-64

### DECEMBER

Dec. 3	at Buffalo (TV: ESPN+)	L, 83-66
Dec. 7	CLEVELAND ST. (TV: ESPN+)	W, 61-42
Dec. 11	vs. Iona % (TV: YES Network)	L, 72-57
Dec. 16	FGCU (TV: ESPN+)	L, 71-58
Dec. 19	at Siena (TV: ESPN+)	L, 76-70
Dec. 21	at No. Iowa (TV: ESPN+)	7:00 p.m.
Dec. 31	UMASS* (TV: ESPN+)	2:00 p.m.

### JANUARY

Jan. 4	GEORGE MASON* (TV: ESPN+)	7:00 p.m.
Jan. 7	at Saint Louis* (TV: ESPN+)	4:00 p.m.
Jan. 11	at Rhode Island* (TV: ESPN+)	7:00 p.m.
Jan. 14	RICHMOND* (TV: USA)	2:30 p.m.
Jan. 18	DUQUESNE* (TV: ESPN+)	7:00 p.m.
Jan. 21	at Loyola Chicago* (TV: ESPN+)	4:00 p.m.
Jan. 25	FORDHAM* (TV: ESPN+)	7:00 p.m.
Jan. 28	at VCU* (TV: CBSSN)	6:00 p.m.

### FEBRUARY

Feb. 1	at Richmond* (TV: ESPN+)	7:00 p.m.
Feb. 4	DAYTON* (TV: ESPN2/U)	8:00 p.m.
Feb. 8	LA SALLE* (TV: ESPN+)	7:00 p.m.
Feb. 11	at Duquesne* (TV: USA)	12:30 p.m.
Feb. 15	at Fordham* (TV: ESPN+)	7:00 p.m.
Feb. 19	GW* (TV: USA)	2:00 p.m.
Feb. 22	at Davidson* (TV: NBC Digital)	7:00 p.m.
Feb. 26	SAINT JOSEPH'S* (TV: ESPN+)	12:00 p.m.

### MARCH

March 4	at UMass* (TV: USA)	2:30 p.m.
March 7-12	A-10 Tournament (Brooklyn, N.Y.)	

Home games in BOLD ALL CAPS

All times Eastern

\* - Atlantic 10 Game

! - Gotham Classic (Belmont Park, N.Y.)

% - Basketball Hall of Fame Invite (Brooklyn, N.Y.)

### FOLLOW THE BONNIES

- Twitter ..... @GoBonnies
- ..... @BonniesMBB
- Instagram ..... @GoBonnies
- ..... @bonnies\_mbb
- Facebook ..... GoBonnies
- YouTube: ..... GoBonniesTV



ST. BONAVENTURE (6-6, 0-0 A-10)

AT

NORTHERN IOWA (4-7, 1-1 MVC)



### QUICK COMPARISON

68.3 ppg	Points Per Game	70.9 ppg
66.8 ppg	Points Allow Per Game	66.7 ppg
+0.8	Rebound Margin	+0.2
.432	Field Goal Pct.	.454
.355	3-Point Pct.	.337
13.3	Turnovers Per Game	13.1



### ST. BONAVENTURE QUICK FACTS

Head Coach: Mark Schmidt  
Record at SBU: 274-201 / 16th season  
Scoring Leader: Daryl Banks III (16.1 ppg)  
Rebounds Leader: Yann Farell (7.5 rpg)  
Assists Leader: Kyrell Luc (4.5 apg)






### NORTHERN IOWA QUICK FACTS

Head Coach: Ben Jacobson  
Record at UNI: 325-208 / 17th season  
Scoring Leader: Bowen Born (19.7 ppg)  
Rebounds Leader: Tytan Anderson (9.2 rpg)  
Assists Leader: Bowen Born (3.4 apg)

Wednesday, Dec. 21 // McLeod Center // Cedar Falls, Iowa // TV: ESPN+

- St. Bonaventure heads to the Midwest looking to solve the road riddle and pick up its first true road win of the year Wednesday night at Northern Iowa. The game was moved up 25 hours from its originally scheduled time due to an impending winter storm crossing the country this week.
- Moses Flowers**, a redshirt junior who played the past three seasons at Hartford, has continued to see his production rise in recent games as he gains familiarity with the Bona system. He scored his Bonnies career high of 14 points in Monday's game at Siena and is averaging 8.4 points per contest in nearly 23 minutes per game off the bench the last five games. He's also shooting better than 48 percent from the floor in that span.
- Yann Farell** had another strong road game Monday night at Siena, finishing with 13 points. In six games away from home this year, Farell has actually fared better than at home - he's averaging 11.3 points and 7.5 rebounds and shooting 50% from the floor in road and neutral court contests.
- SBU is looking to snap its first three-game losing skid since Jan. 18-25, 2020. The last time the Bonnies had a losing streak extend beyond three games was Dec. 8-Jan. 6 in the 2018-19 season, the last time Bona had a major roster overhaul with multiple freshmen in the starting lineup.
- A win Wednesday would give the Bonnies their 14th winning non-conference schedule in 16 seasons under head coach Mark Schmidt, who coached his 475th game with the program on Monday night.
- The Bonnies are making just their second-ever trip to the Hawkeye State. Bona's previous excursion to Iowa was as part of an early 90s home-and-home series with UNI, winning 74-70 over the Panthers on their home floor Jan. 11, 1994.
- In all, the Bonnies are 3-2 all-time against schools from the state of Iowa. In addition to being 2-1 vs. UNI, the Bonnies beat Drake in their lone meeting, in Philadelphia in 1964, and 0-1 vs. Iowa (a loss at the 1997 San Juan Shootout in Puerto Rico).

### ST. BONAVENTURE LAST GAME STARTERS

									
<b>0 • BARRY EVANS</b> FORWARD • FR.	<b>1 • KYRELL LUC</b> GUARD • SO.	<b>2 • YANN FARELL</b> FORWARD • FR.	<b>5 • DARYL BANKS III</b> GUARD • R-JR.	<b>32 • CHAD VENNING</b> FORWARD • R-SO.					
PPG	RPG	PPG	RPG	PPG	RPG	PPG	RPG	PPG	RPG
5.8	4.8	14.2	3.2	9.3	7.5	16.1	3.2	11.3	5.7
APG	MPG	APG	MPG	APG	MPG	APG	MPG	APG	MPG
1.0	27.7	4.5	35.4	1.0	29.8	2.4	39.1	0.8	26.0

### RESERVES

#	Name	Pos.	Yr.	PPG	RPG	MPG	Notes
4	Moses Flowers	G	R-Jr.	5.7	1.5	17.4	Season-high 14 points at Siena Dec. 19
10	Max Amadasun	C	R-So.	2.7	1.6	8.5	6 points at Buffalo Dec. 3
11	Anouar Mellouk	F	R-Fr.	3.0	1.4	10.1	Started first 3 games of season
15	Tyler Curran	G	Fr.	--	--	--	Planning to redshirt
21	Melían Martínez	F/C	Fr.	--	--	--	Planning to redshirt
24	Brett Rumpel	G	R-Fr.	1.0	0.4	5.6	Made collegiate debut Nov. 30
35	Anquan Hill	F	So.	1.7	2.5	10.7	2022 NEC Rookie of the Year (at FDU)

# ST. BONAVENTURE BASKETBALL



## NUMERICAL

No.	Name	Pos.	Class	Ht.	Wt.	Hometown/High School	Major
0	Barry Evans	F	Fr.	6-8	205	Baltimore, MD/Baltimore Poly	Sociology
1	Kyrell Luc	G	So.	5-11	165	Dorchester, Mass./Brimmer & May (Holy Cross)	Sport Management
2	Yann Farell	F	Fr.	6-6	200	Libreville, Gabon / Keystone Academy	Computer Science
4	Moses Flowers	G	R-Jr.	6-3	180	Dorchester, Mass. / Thayer Acad. (Hartford)	Management
5	Daryl Banks III	G	R-Jr.	6-3	170	Somerset, N.J. / Patrick School (Saint Peter's)	Sport Management
10	Max Amadasun	C	R-So.	6-10	250	Dublin, Ireland / Our Saviour Lutheran (Pitt)	Computer Science
11	Anouar Mellouk	F	R-Fr.	6-8	205	Amsterdam, Netherlands / Fork Union	Criminology
15	Tyler Curran	G	Fr.	6-2	185	Allegany, N.Y. / Allegany-Limestone	Management
21	Melian Martinez	F/C	Fr.	6-10	200	Santo Domingo, D.R. / N. Fla. Educational Inst.	Sport Management
23	Anthony Belardinelli	G	Jr.	6-3	185	Upper Saddle River, N.J. / N. Highlands Reg.	Business Management
24	Brett Rumpel	G	R-Fr.	6-4	190	Binghamton, N.Y. / Seton Catholic	Undeclared Business
30	Broek Ostrom	G	Fr.	6-2	185	Holley, N.Y. / Holley	Sport Studies
32	Chad Venning	F	R-So.	6-10	270	Brooklyn, N.Y. / Woodstock Acad. (Morgan St.)	Management
35	Anquan Hill	F	So.	6-9	200	Philadelphia, Pa. / Archbishop Carroll	Undeclared Business

## Pronunciation Guide

Luc	Luke
Amadasun	Ah-mad-a-sun
Anouar Mellouk	ANN-wa-are (run 'wah' and 'are' sounds together) MELL-ook
Curran	Kerr-an
Rumpel	Rumple
Belardinelli	BELL-are-din-elli
Broek Ostrom	Brock Oh-strom

**MEDIA SERVICES/POLICIES:** All interviews with St. Bonaventure coaches, student-athletes and administrators must be coordinated through the Athletics Communications Office. Head coach Mark Schmidt and players may be requested for interviews in post-game. Players and coaches also have media availability via Zoom on the day prior to games 30 minutes before the start of that day's practice. Media members wishing to request interviews must contact Director of Athletics Communications Scott Eddy at seddy@sbu.edu. Press releases, game notes and statistics can be obtained through the official home of the Bonnies, [www.GoBonnies.com](http://www.GoBonnies.com).



## ST. BONAVENTURE QUICK FACTS

### UNIVERSITY FACTS

Location: St. Bonaventure, N.Y.

Founded: 1858

Enrollment: 2,624 (1,800 undergraduate)

Colors: Brown (PMS 476) and White

Nickname: Bonnies

Home Court: Reilly Center

Athletics Director: Joe Manhertz



### COACHING STAFF

Head Coach: Mark Schmidt (Boston College '85)

Record at SBU: 274-201 / All-Time Record: 356-291

#### Assistant Coaches:

Steve Curran, Associate Head Coach (Merrimack '92, 13th Season)

Sean Neal (La Salle '07, '11, 5th Season)

Chris Lowe (UMass '09, 2nd Season)

#### Director Of Basketball Operations:

Matt Pappano (St. Bonaventure '07, 15th Season)

### MEDIA RELATIONS

Men's Basketball Contact: Scott Eddy

Office Phone: 716-375-4019

Cell Phone: 716-397-3462

Email Address: seddy@sbu.edu

Athletics Website: GoBonnies.com

### SOCIAL MEDIA

Athletics Twitter: @GoBonnies / @BonniesMBB

Athletics YouTube: GoBonniesTV

Athletics Instagram: GoBonnies

Athletics Hashtags: #Bonnies | #Unfurl

### ALL-TIME RECORD

- 103rd season of men's basketball
- Years: 1919 to present (no team 1943-44)
- NCAA Tournament appearances: 8
- NCAA Tournament record: 7-10
- NIT appearances: 17

### NCAA TOURNAMENT HISTORY

- Appearances (8): 2021, 2018, 2012, 2000, 1978, 1970, 1968, 1961
- Regional Semifinals (3): 1970, 1968, 1961
- Final Fours (1): 1970

### NIT HISTORY

- Appearances (17): 2022, 2016, 2002, 2001, 1998, 1995, 1983, 1979, 1977, 1971, 1964, 1960, 1959, 1958, 1957, 1952, 1951
- Championships (1): 1977
- Final Fours (2): 2022, 1977

## WE ARE ST. BONAVENTURE

The appropriate reference for our institution is St. Bonaventure University - the term "St. Bonnies" is an unacceptable University reference.

## BONNIES BITES

- All nine players to log minutes for the Bonnies on Monday at Siena registered points, a first this season for the club.
- For the first time this season, five Bonnies players scored in double figures Monday night.
- The Bonnies are a young team looking to learn how to close games. SBU has had a chance late in nearly every game this year: Dec. 19 at Siena, SBU led by a point with 2:17 to play; vs. South Dakota State Nov. 15, SBU led by two with 5:26 remaining; at Canisius Nov. 12, SBU led by four with 2:14 left; vs. Iona Dec. 11, SBU led by one with seven minutes to go.
- Bona posted a season-high 21 bench points in Monday's game, led by 14 from **Moses Flowers**. For Flowers, it was his third game in double figures this season.
- Freshman **Yann Farell** entered the week ranking fourth among all Atlantic 10 players and leading all A-10 freshmen on the boards so far this year, hauling in 7.9 rpg.
- **Kyrell Luc** and **Barry Evans** both rank in the A-10's top five for steals this season. Luc led the league with 24 steals (2.2 spg) as of Dec. 17, while Evans leads all freshmen and ranks fifth overall at 1.5 spg.
- Luc has six games of five or more assists, but each of those contests came in the first six games of the year. He finished with a season-low two assists last Friday vs. FGCU.
- **Chad Venning** matched his career high, and set his personal best in a Bonnies uniform, with four blocks last Friday vs. FGCU.
- Venning ranks seventh in the A-10 with 17 blocks this season. As a team, the Bonnies rank 85th in the country at 4.2 blocks per game.
- **Daryl Banks III** played in his 100th career game last Friday vs. FGCU. He scored a team-best 18 points, finishing with his 55th career game of double-figure scoring. He's scored in double figures in all but one game this year.
- Redshirt freshman **Brett Rumpel** posted his first three career points (all at the foul line) and first two career assists Dec. 16 vs. FGCU. After red-shirting last season, the Binghamton native missed nearly two months of practices, and the first month of the season, due to a broken bone in his foot suffered in an early October practice.
- **Anquan Hill** played nearly 15 minutes off the bench Monday at Siena, finishing with four points and four rebounds. Those totals represent his highs since posting six points in a season-high 35 minutes Nov. 12 at Canisius.

## VENNING VAULTS INTO STARTING FIVE

- Redshirt sophomore **Chad Venning** has made a huge splash since joining the Bonnies starting lineup Nov. 19 vs. Bowling Green.
- Venning was named Gotham Classic MVP after dominating inside with 14 points and career-high 11 rebounds on 7-of-12 shooting vs. Notre Dame Nov. 25.
- **He was honored as the Atlantic 10 Co-Player of the Week Nov. 28.** Venning is the first Bona's big man to earn A-10 Player of the Week accolades since Andrew Nicholson did so five times in 2012.
- Prior to joining the SBU starting five, he had averaged 5.2 ppg in his first 45 college games and had never played 30+ minutes or posted back-to-back double-figure scoring efforts, as he did in four straight games Nov. 19-30.
- Venning was held scoreless in a loss at Buffalo Dec. 3 after falling into early foul trouble. In the other seven games he's played as a starter entering this week, he had averaged 14.9 points and 7.1 rebounds with 17 blocks.

## GETTING DEFENSIVE

- Strong defense has long been a calling card of Mark Schmidt teams. Since the start of the 2020-21 season, the Bonnies have limited opponents to 65 points or less 32 times. St. Bonaventure is 29-3 in those contests including 4-0 this season.
- During the 16 seasons with head coach Mark Schmidt at the helm, Bona teams have held opponents to 65 points or less 151 times. In those games, the Bonnies are 127-24.



## Bonnies vs. Panthers

Series Record

SBU leads, 2-1

### SERIES HISTORY

11/27/21	H	L	90-80
1/11/94	A	W	74-70
12/19/92	H	W	74-63

### SERIES HISTORY

Wednesday is the return game of a home-and-home series that began with UNI stealing a game at the Reilly Center last year, 90-80, when the Bonnies were ranked 16th in the country.

The only previous meeting in Iowa came back in January 1994 when the Bonnies held on for a 74-70 victory. Bona also captured a December 1992 win at home over the Panthers, 74-63.

### LAST MEETING

Northern Iowa 90, St. Bonaventure 80 (11/27/21)

A 21-5 second half run erased a 19-point deficit and tied the game with still 10:30 to play, but in the end St. Bonaventure could not find an answer for AJ Green and visiting Northern Iowa as the Panthers came away with a 90-80 victory at the Reilly Center.

Green delivered nine 3-pointers and a game-high 35 points while the Panthers sank 15 threes as a team, most for a Bonnies opponent in over three years.

A dunk from Jalen Adaway tied the game, 62-62, and the Reilly Center came unglued. With still over 10 minutes left, the Bonnies seemed to be back in control.

Like most of the day, though, Green put any thoughts of the Bonnies racing ahead on ice as he drilled a trey for the game's next points, breaking the tie. UNI would slowly extend its edge to seven, 73-66, over the next three-plus minutes, but the Bonnies got back within 75-72 on a perimeter jumper from Jaren Holmes and still 4:29 remaining.

Nate Heise put that rally to bed, too, with a layup and a jumper from beyond the arc to quickly push the score back to 80-72, and the Bonnies would never get any closer down the stretch.

### BONNIES VS. MVC

St. Bonaventure is 13-7 all-time against current members of the Missouri Valley Conference, with games against UNI (2-1), Bradley (3-2), Murray State (3-1), Valpo (2-0), Drake (1-0), Illinois State (1-1) and Southern Illinois (1-2).

## TRENDING NUMBERS

**0** – St. Bonaventure is the only Division I team with no points or minutes returning from last season on the active roster.

**2** – The Bonnies have high hopes for their youngsters, and with good reason. Freshmen **Barry Evans** and **Yann Farell** gave the Bonnies two true freshmen in the starting lineup to begin a season for the first time since future 1,000-point scorers Kyle Lofton and Dominick Welch began the 2018-19 campaign in the starting five. The Bonnies have only had two seasons in the last decade with multiple freshmen in the starting lineup right off the bat, 2018-19 and 2022-23.

**10** – The Bonnies were picked 10th in the Atlantic 10 Preseason Poll. It is the first time SBU has been picked that low since 2014-15 when the team ended up finishing sixth while beating the A-10's preseason favorite (VCU) and league champion (Davidson). Bona's has been terrific at outperforming pre-season predictions: Since 2012-13, the Bonnies have finished lower than their preseason selection just once. St. Bonaventure has not finished outside the top five in the final A-10 standings since 2014-15 when Bona's was tied for sixth.

**10** – **Yann Farell** had 10 rebounds last Friday vs. FGCU, his third career game of double-figure work on the boards.

**12** – **Barry Evans** played a season-low 12 minutes vs. at Siena. He was averaging over 30 minutes per game in the first 10 contests.

**18** – St. Bonaventure has won 18 or more games in eight of the past nine years with the lone exception being 2020-21 when the Bonnies won 16 in just 21 games (16-5) in a pandemic-shortened season.

**28%** – **Kyrell Luc** entered the week with a 28.5% assist rate so far this season.

**33** – **Daryl Banks III** ranks fourth among all A-10 players with 33 made 3-pointers this year.

**45** – **Moses Flowers** produced his third game of double-figure scoring in a Bonnies uniform with his season-high 14 points at Siena Monday. It marked his 45th career game in double figures overall after achieving the feat 42 times in 71 games at Hartford the past three seasons. He's now reached 10 or more points three times in the last six contests after scoring 3.5 ppg his first six games of the year.

**65%** – When the Bonnies win this season, **Chad Venning** makes good on nearly 65% of his field goal attempts. He's 33-for-51 in Bona's six wins.

**68.6%** – The Bonnies are currently shooting 68.6% percent for the season at the foul line. No Bona's team has failed to crack 70% at the charity stripe for the season since the 2010-11 group finished at 69.9%.

**90** – Northern Iowa scored 90 points in a win over Bona's last year, making UNI the only SBU opponent to reach 90 points since Davidson scored 93 Feb. 14, 2020. It is one of only four times that the Bonnies have allowed 90+ points in a game since the start of the 2017-18 season and the only time by a non-conference opponent in regulation since NC State on Dec. 22, 2012.

**475** – Monday marked the 475th game for head coach Mark Schmidt on the sidelines with the Bonnies. Now in his 16th season at the helm, Schmidt is the longest tenured head coach in program history.



## Game 1: SBU 71, St. Francis (PA) 58

Saint Francis (PA) - 58												
Record: 0-1												
NO. Name	Min	FG	3P	FT	Rebounds	Fouls	TP	AS	TO	ST	Blocks	+/
		M-A	M-A	M-A	OR DR TOT	PF FD					BS BA	
13 Marlon Hargis	F 21:17	0-3	0-1	0-0	0 1 1	2 1 0	0	0	1	0	0	-5
33 Josh Cohen	F 36:48	9-11	0-0	3-5	3 4 7	3 7 21	3	2	1	0	0	-11
4 Ronell Giles, Jr.	G 18:17	0-2	0-0	1-4	0 1 1	3 2 1	1	1	3	0	1	-16
11 Maxwell Land	G 37:12	3-14	1-5	4-5	1 9 10	1 4 11	0	1	0	1	1	-6
14 Landon Moore	G 35:27	4-10	2-6	5-6	0 5 5	2 3 15	7	2	0	0	0	-11
1 Zahree Harrison	05:48	0-1	0-0	0-0	0 0 0	0 1 0	0	0	0	0	0	-4
31 Brad McCabe	21:10	4-8	1-4	1-1	3 0 3	3 1 10	0	0	0	0	0	-10
0 Cam Gregory	14:44	0-2	0-2	0-0	0 1 1	2 0 0	0	0	0	0	0	-7
21 Gestin Liberis	03:12	0-0	0-0	0-0	0 0 0	3 0 0	0	0	1	0	0	-2
3 Luke Ruggery	06:05	0-1	0-1	0-0	0 1 1	0 0 0	0	1	1	0	0	7
Team					3 3 6		0	1				
Totals		20-52	4-19	14-21	10 25 35	19 19 58	12	12	1	0	2	-13

St. Bonaventure - 71												
Record: 1-0												
NO. Name	Min	FG	3P	FT	Rebounds	Fouls	TP	AS	TO	ST	Blocks	+/
		M-A	M-A	M-A	OR DR TOT	PF FD					BS BA	
0 Barry Evans	F 32:53	6-9	0-2	0-2	5 3 8	0 1 12	1	0	2	0	0	14
2 Yann Farell	F 23:42	0-1	0-1	2-3	1 4 5	2 2 2	1	1	0	0	0	14
11 Anouar Mellouk	F 19:01	4-6	0-1	0-0	0 1 1	3 1 8	0	1	0	1	0	-4
1 Kyrell Luc	G 38:19	7-14	2-3	7-8	0 2 2	2 8 23	5	1	2	0	0	15
5 Daryl Banks III	G 40:00	5-18	2-9	2-2	1 2 3	1 1 14	3	2	1	0	0	13
32 Chad Venning	15:18	3-4	0-0	1-2	1 5 6	5 3 7	1	0	0	0	0	21
35 Anquan Hill	16:18	2-4	0-2	1-3	1 4 5	4 2 5	2	0	0	1	0	-1
3 Justin Ndjock-Tadjore	08:48	0-3	0-1	0-0	1 2 3	0 1 0	0	0	0	0	0	-3
10 Max Amadasun	05:41	0-0	0-0	0-0	0 0 0	2 0 0	0	1	1	0	0	-4
Team					2 2 4		0	1				
Totals		27-59	4-19	13-20	12 25 37	19 19 71	13	7	5	2	0	13

Technical Fouls:NONE												
Shooting By Period												
1st FG%	11-28	39.3%										
3PT%	4-12	33.3%										
FT%	6-12	50%										
2nd FG%	16-31	51.6%										
3PT%	0-7	0.0%										
FT%	7-8	87.5%										
GM FG%	27-59	45.8%										
3PT%	4-19	21.1%										
FT%	13-20	65.0%										
Dead Ball Rebounds:	2	0										

Technical Fouls:NONE												
Shooting By Period												
1st FG%	11-28	39.3%										
3PT%	4-12	33.3%										
FT%	6-12	50%										
2nd FG%	16-31	51.6%										
3PT%	0-7	0.0%										
FT%	7-8	87.5%										
GM FG%	27-59	45.8%										
3PT%	4-19	21.1%										
FT%	13-20	65.0%										
Dead Ball Rebounds:	2	0										

Technical Fouls:NONE												
Shooting By Period												
1st FG%	11-28	39.3%										
3PT%	4-12	33.3%										
FT%	6-12	50%										
2nd FG%	16-31	51.6%										
3PT%	0-7	0.0%										
FT%	7-8	87.5%										
GM FG%	27-59	45.8%										
3PT%	4-19	21.1%										
FT%	13-20	65.0%										
Dead Ball Rebounds:	2	0										

Technical Fouls:NONE												
Shooting By Period												
1st FG%	11-28	39.3%										
3PT%	4-12	33.3%										
FT%	6-12	50%										
2nd FG%	16-31	51.6%										
3PT%	0-7	0.0%										
FT%	7-8	87.5%										
GM FG%	27-59	45.8%										
3PT%	4-19	21.1%										
FT%	13-20	65.0%										
Dead Ball Rebounds:	2	0										

## Game 3: South Dakota St. 66, SBU 62

St. Bonaventure - 62												
Record: 1-2												
NO. Name	Min	FG	3P	FT	Rebounds	Fouls	TP	AS	TO	ST	Blocks	+/
		M-A	M-A	M-A	OR DR TOT	PF FD					BS BA	
0 Barry Evans	F 36:00	3-9	1-2	0-0	0 2 2	2 0 7	1	1	1	0	0	-3
2 Yann Farell	F 30:53	6-10	4-8	0-0	1 10 11	4 0 16	2	1	0	1	0	3
11 Anouar Mellouk	F 09:32	0-0	0-0	0-0	0 1 1	5 1 0	0	0	2	1	0	-3
1 Kyrell Luc	G 35:32	7-14	0-1	3-5	2 2 4	1 2 17	5	6	6	1	2	0
5 Daryl Banks III	G 40:00	4-15	3-9	3-3	1 3 4	4 3 14	1	3	2	0	1	-4
4 Moses Flowers	08:38	1-2	0-0	0-0	0 1 1	2 0 2	2	1	0	0	0	-7
32 Chad Venning	15:21	1-5	0-0	0-0	0 3 3	5 2 2	0	0	1	0	1	5
35 Anquan Hill	09:07	0-2	0-1	0-0	0 0 0	1 0 0	0	1	0	0	0	-7
10 Max Amadasun	14:57	2-4	0-0	0-0	2 0 2	2 2 4	0	1	0	0	0	-4
Team					1 0 1		0	2				
Totals		24-63	8-21	6-8	7 22 29	26 10 62	11	18	11	2	4	-4

South Dakota State - 66												
Record: 2-1												
NO. Name	Min	FG	3P	FT	Rebounds	Fouls	TP	AS	TO	ST	Blocks	+/
		M-A	M-A	M-A	OR DR TOT	PF FD					BS BA	
32 Matt Dentlinger	F 33:52	4-5	0-0	8-8	2 4 6	1 6 16	1	4	0	2	0	-1
42 William Kyle III	F 28:45	2-3	0-0	2-4	0 1 1	0 4 6	2	4	1	1	0	-9
2 Zeke Mayo	G 27:48	1-7	0-3	0-0	1 12 13	2 3 2	5	5	0	0	0	5
30 Charlie Easley	G 28:06	3-8	1-5	2-2	0 3 3	2 4 9	2	1	4	0	0	6
34 Alex Arians	G 17:29	2-7	0-2	3-4	1 7 8	2 2 7	2	5	0	1	1	11
1 Matt Mims	17:29	2-5	1-3	2-2	1 1 2	0 2 7	1	2	1	0	0	-6
11 Matthew Mors	05:03	1-2	0-0	1-2	0 1 1	0 1 0	3	0	0	0	1	6
13 Luke Appel	12:10	3-3	0-0	3-4	0 0 0	3 2 9	1	2	0	0	0	10
15 Tanner Te Slaa	14:29	1-4	1-3	4-4	0 2 2	0 2 7	0	0	0	0	0	-2
Team					0 1 1		0	0				
Totals		19-44	3-16	25-30	5 32 37	10 26 66	14	25	6	4	2	4

Technical Fouls:Kyle III 1 <sup>st</sup> 8:45												
Shooting By Period												
1st FG%	9-24	37.5%										
3PT%	1-6	12.5%										
FT%	11-12	91.7%										
2nd FG%	10-20	50.0%										
3PT%	2-8	25.0%										
FT%	14-18	77.8%										
GM FG%	19-44	43.2%										
3PT%	3-16	18.8%										
FT%	25-30	83.3%										
Dead Ball Rebounds:	2	0										

Technical Fouls: Kyle III 1 <sup>st</sup> 8:45												
Shooting By Period												
1st FG%	9-24	37.5%										
3PT%	1-6	12.5%										
FT%	11-12	91.7%										
2nd FG%	10-20	50.0%										
3PT%	2-8	25.0%										
FT%	14-18	77.8%										
GM FG%	19-44	43.2%										
3PT%	3-16	18.8%										

Game 5: SBU 80, Southern Indiana 66

Southern Indiana - 66														
Record: 3-2														
NO. Name	Min	FG M-A	3P M-A	FT M-A	Rebounds OR DR TOT	Fouls PF FD	TP	AS	TO	ST	Blocks BS BA	+/-		
33 Trevor Lakes	F 32:51	4-8	3-7	2-3	2 2 4	3 1	13	0	0	0	0 0 -12			
52 Kyron Powell	C 11:43	0-2	0-0	0-0	0 1 1	2 1	0	1	1	2	0 0 -2			
0 Jelani Simmons	G 13:20	2-4	1-3	0-0	0 1 1	1 1	5	0	0	1	0 0 -2			
2 Gary Solomon	G 16:26	3-6	0-0	2-6	1 2 3	5 4	8	0	4	1	0 0 -12			
3 Tyler Henry	G 36:32	2-11	2-3	2 0 2	1 3	8	2	1	1	2	-13			
24 Jack Campion	09:27	0-0	0-0	0-0	0 0 0	1 0	0	1	1	0	0 -4			
32 Jacob Polakovich	21:57	5-8	0-0	1-2	1 8 9	2 2	11	0	3	1	0 1 -1			
1 Isaiah Swope	27:42	8-16	3-7	2-3	1 1 2	4 2	21	5	1	0	1 -11			
13 Jeremiah Hernandez	16:02	0-7	0-3	0-0	1 0 1	1 1	0	2	0	0	2 -13			
21 AJ Smith	00:54	0-0	0-0	0-0	0 1 1	0 0	0	0	1	0	1 0 0			
50 Nick Hittle	03:18	0-0	0-0	0-0	0 2 2	0 0	0	0	0	0	0 -2			
11 Jack Mielke	04:59	0-0	0-0	0-0	0 0 0	0 0	0	0	0	0	0 -4			
10 Sam Mervis	04:49	0-1	0-0	0-0	0 1 1	0 0	0	0	0	0	1 4			
Team					3 1 4		0	2						
Totals		24-63	9-28	9-17	11 20 31	20 15	66	11	15	9	2 7 -14			

Technical Fouls:Powell 2<sup>nd</sup> 9:06

St. Bonaventure - 80														
Record: 3-2														
NO. Name	Min	FG M-A	3P M-A	FT M-A	Rebounds OR DR TOT	Fouls PF FD	TP	AS	TO	ST	Blocks BS BA	+/-		
0 Barry Evans	F 40:00	3-5	0-0	0-0	0 3 3	0 1	6	1	2	2	0 0 11			
2 Yann Farell	F 30:08	4-8	3-7	2-3	2 5 7	4 2	13	1	3	2	0 0 18			
32 Chad Venning	F 30:23	9-15	0-0	3-4	2 5 7	1 2	21	0	1	0	3 0 0			
1 Kyrell Luc	G 39:16	5-9	1-3	8-8	0 5 5	0 7	19	6	4	3	2 0 16			
5 Daryl Banks III	G 34:07	3-9	2-4	4-7	0 1 1	3 5	12	2	1	0	1 1 14			
11 Anouar Mellouk	09:37	2-2	0-0	0-0	0 2 2	4 0	4	0	3	0	1 0 8			
35 Anquan Hill	09:52	0-0	0-0	0-0	0 3 3	0 0	0	0	1	0	0 0 -1			
4 Moses Flowers	06:37	1-3	1-2	2-2	0 2 2	4 2	5	0	1	0	0 0 -2			
Team					1 2 3		0	1						
Totals		27-51	7-16	19-24	5 28 33	16 19	80	10	17	5	7 2 14			

Technical Fouls:Mellouk 2<sup>nd</sup> 9:06Coach 2<sup>nd</sup> 1:53

	USI	BONAS	Points from Turnovers	USI	BONAS	Period by Period Scoring	
Biggest lead	4 (1 <sup>st</sup> 6:55)	21 (2 <sup>nd</sup> 9:29)	14	16		1st 2nd TOT	
Best Scoring Run	9 (1 <sup>st</sup> 6:55)	7 (2 <sup>nd</sup> 19:28)	30	34			
Lead Changes	2		Second Chance	12	4		USI 24 42 66
Times Tied	2		Fast Breaks	10	26		
Time with Lead	02:26	36:30	Bench	32	9		BONAS 30 50 80

Game 7: SBU 71, Middle Tennessee 64

Middle Tennessee - 64														
Record: 5-3														
NO. Name	Min	FG M-A	3P M-A	FT M-A	Rebounds OR DR TOT	Fouls PF FD	TP	AS	TO	ST	Blocks BS BA	+/-		
1 Tyler Millin	F 12:09	1-2	0-0	0-0	0 0 0	2 0	2	0	1	0	0 0 0			
2 DeAndre Dishman	F 34:16	6-9	0-0	1-5	6 3 9	2 6	13	3	4	0	0 0 -7			
5 Eli Lawrence	G 32:02	5-12	1-7	2-4	0 1 1	3 2	13	1	0	2	0 0 -6			
12 Teafale Lenard	G 38:52	7-10	1-3	1-3	3 4 7	2 1	16	2	0	3	4 0 -7			
24 Camryn Weston	G 23:31	2-7	0-1	2-2	1 4 5	5 3	6	1	3	1	0 1 -6			
0 Elias King	28:58	0-4	0-4	0-0	1 2 3	1 1	0	1	0	2	0 1 -15			
3 Justin Porter	19:28	6-14	0-3	2-4	2 1 3	4 4	14	1	2	0	0 2 -2			
4 Justin Bufford	05:00	0-0	0-0	0-0	0 0 0	0 0	0	0	1	0	0 0 8			
31 Jared Coleman-Jones	05:42	0-0	0-0	0-0	0 1 1	3 1	0	0	1	0	0 0 -1			
15 Christian Fussell	00:02	0-0	0-0	0-0	0 0 0	0 0	0	0	0	0	0 0 1			
Team					1 1 2		0	0						
Totals		27-58	2-18	8-18	14 17 31	22 18	64	9	12	8	4 4 -7			

Technical Fouls:NONE

St. Bonaventure - 71														
Record: 5-2														
NO. Name	Min	FG M-A	3P M-A	FT M-A	Rebounds OR DR TOT	Fouls PF FD	TP	AS	TO	ST	Blocks BS BA	+/-		
0 Barry Evans	F 31:37	3-5	0-0	2-5	3 4 7	1 3	8	0	0	3	1 0 9			
2 Yann Farell	F 37:10	2-6	1-4	1-2	3 5 8	2 1	6	0	2	1	0 0 11			
32 Chad Venning	F 28:04	5-7	0-0	3-4	0 2 2	3 3	13	2	1	0	2 0 6			
1 Kyrell Luc	G 38:03	7-14	2-5	6-6	0 2 2	2 7	22	3	4	2	1 1 9			
5 Daryl Banks III	G 40:00	3-9	3-6	6-6	0 3 3	2 3	15	2	5	0	3 7			
4 Moses Flowers	08:23	1-2	0-1	1-3	0 2 2	2 3	1	2	0	0	0 -2			
35 Anquan Hill	02:50	0-0	0-0	0-0	0 0 0	0 0	0	0	0	0	0 0 -4			
11 Anouar Mellouk	10:51	1-1	0-0	2-2	1 0 1	3 3	4	0	1	1	0 0 -1			
24 Brett Rumpel	01:57	0-1	0-0	0-0	0 0 0	0 0	0	0	0	0	0 0 -2			
10 Max Amadasun	01:05	0-0	0-0	0-0	0 0 1	3 0	0	0	0	0	0 2			
Team					1 3 4		0	0						
Totals		22-45	6-16	21-30	8 22 30	18 22	71	8	15	7	4 4 7			

Technical Fouls:NONE

	MTSU	BONAS	Points from Turnovers	MTSU	BONAS	Period by Period Scoring	
Biggest lead	11 (1 <sup>st</sup> 4:27)	7 (2 <sup>nd</sup> 0:07)	16	9		1st 2nd TOT	
Best Scoring Run	8 (1 <sup>st</sup> 10:24)	6 (2 <sup>nd</sup> 15:11)	44	22			MTSU 35 29 64
Lead Changes	6		Second Chance	11	9		
Times Tied	9		Fast Breaks	10	2		BONAS 29 42 71
Time with Lead	24:55	09:44	Bench	14	7		

Game 6: SBU 63, Notre Dame 51

Notre Dame - 51														
Record: 5-1														
NO. Name	Min	FG M-A	3P M-A	FT M-A	Rebounds OR DR TOT	Fouls PF FD	TP	AS	TO	ST	Blocks BS BA	+/-		
14 Nate Laszewski	F 36:39	3-7	0-3	5-6	2 6 8	3 4	11	0	3	0	0 0 -11			
1 JJ Starling	G 33:16	3-13	0-3	1-3	0 1 1	2 2	7	0	1	1	0 0 -11			
3 Trey Wertz	G 35:49	1-9	0-4	3-4	0 2 2	2 3	5	6	1	1	0 0 -6			
5 Cormac Ryan	G 34:26	4-8	1-3	0-0	1 3 4	3 2	9	0	3	0	0 1 -15			
23 Dane Goodwin	G 34:15	3-12	1-4	2-2	1 1 2	0 2	9	0	0	1	0 1 -15			
2 Ven-Allen Lubin	24:27	5-6	0-0	0-0	3 10 13	2 1	10	0	1	2	1 0 -1			
25 Matt Zona	00:41	0-0	0-0	0-0	0 0 0	0 0	0	0	0	0	0 0 -1			
4 Alex Wade	00:27	0-0	0-0	0-0	0 0 0	0 0	0	0	0	0	0 0 0			
Team					2 0 2		0	0						
Totals		19-55	2-17	11-15	9 23 32	12 14	51	6	9	5	2 2 -12			

Technical Fouls:NONE

St. Bonaventure - 63														
Record: 4-2														
NO. Name	Min	FG M-A	3P M-A	FT M-A	Rebounds OR DR TOT	Fouls PF FD	TP	AS	TO	ST	Blocks BS BA	+/-		
0 Barry Evans	F 16:53	3-5	0-1	0-0	1 0 1	5 0	6	0	2	1	0 0 11			
2 Yann Farell	F 30:56	3-9	2-7	3-4	4 10 14	3 4	11	2	1	0	0 0 11			
32 Chad Venning	F 36:50	7-12	0-0	0-0	4 7 11	3 1	14	2	0	1	2 0 13			
1 Kyrell Luc	G 40:00	4-13	4-6	4-4	0 4 4	1 3	16	6	2	0	0 1 12			
5 Daryl Banks III	G 40:00	2-8	2-5	2-2	0 3 3	2 3	8	3	3	0	0 0 12			
4 Moses Flowers	23:07	2-6	1-4	0-0	0 0 0	0 0	5	2	1	1	0 0 1			
11 Anouar Mellouk	03:10	0-0	0-0	0-0	0 0 0	0 1	0	0	0	0	0 0 -1			
35 Anquan Hill	09:04	1-1	1-1	0-0	0 3 3	0 0	3	0	0	0	0 0 1			
Team					0 2 2		0	2						
Totals		22-54	10-24	9-10	9 29 38	14 12	63	15	11	3	2 2 12			



Game 9: SBU 61, Cleveland St. 42

Cleveland St. - 42										Record: 6-4				
NO.	Name	Min	FG M-A	3P M-A	FT M-A	Rebounds OR DR TOT	Fouls PF FD	TP	AS	TO	ST	Blocks BS BA	+/-	
13	Tristan Enaruna	F 21:24	1-5	0-1	3-6	2 2 4	0 3 5	0	1	0	1	0	-14	
35	Deante Johnson	F 26:22	2-5	0-0	4-7	3 3 6	2 4 8	0	0	1	2	1	-19	
1	Tae Williams	G 17:52	1-6	0-0	0-0	0 5 5	2 1 2	0	1	0	0	2	-16	
2	Yahel Hill	G 22:07	2-5	1-3	0-0	0 1 1	3 0 5	0	0	0	0	0	-20	
3	Deshon Parker	G 29:51	3-7	0-1	1-2	0 1 1	2 2 7	0	5	0	0	0	-20	
11	Jayson Woodrich	19:50	1-3	0-2	0-0	0 6 6	0 2 2	1	1	0	0	0	-8	
55	Drew Lowder	25:10	1-7	0-5	0-0	0 2 2	2 0 2	2	2	2	0	0	-7	
5	Jamir Price	15:45	1-4	0-0	1-2	2 1 3	0 1 3	2	2	1	0	0	5	
4	Cole Middleton	09:58	2-3	0-0	1-2	1 1 2	2 1 5	0	0	0	0	1	0	
20	Ramar Pryor	08:17	1-2	0-0	1-3	1 0 1	0 2 3	0	0	2	0	0	4	
0	Jason Drake	01:36	0-2	0-1	0-0	0 0 0	0 0 0	0	0	0	0	0	-2	
12	Dylan Arnett	01:48	0-0	0-0	0-0	0 0 0	0 0 0	0	0	0	0	0	1	
Team						1 1 2		0	0					
Totals			15-49	1-13	11-22	10 23 33	13 16 42	5	12	4	4	3	-19	
Technical Fouls: NONE														

St. Bonaventure - 61				Record: 6-3											
NO. Name	Min	FG M-A	3P M-A	FT M-A	Rebounds OR DR TOT	Fouls PF FD	TP	AS	TO	ST	Blocks BS BA	+/-			
0 Barry Evans	F 31:39	4-7	0-0	2-2	5 4 9	1 2 10	3	1	3	1	1	16			
2 Yann Farell	F 32:09	2-4	1-3	0-0	3 5 8	3 1 5	3	1	3	0	0	17			
32 Chad Venning	F 26:04	6-8	0-0	0-2	1 5 6	2 2 12	1	3	1	2	0	20			
1 Kyrell Luc	G 32:32	4-13	0-3	4-5	0 3 3	2 4 12	4	0	1	0	1	19			
5 Daryl Banks III	G 40:00	5-17	5-12	0-0	2 1 3	0 2 15	3	1	0	0	0	19			
11 Anouar Mellouk	08:34	0-5	0-1	0-0	5 1 6	4 0 0	0	0	1	0	1	1			
35 Anquan Hill	07:51	0-3	0-1	0-0	1 2 3	0 0 0	0	0	1	0	0	2			
4 Moses Flowers	11:03	1-4	1-3	0-0	0 2 2	2 1 3	2	1	1	0	0	8			
24 Brett Rumpel	04:46	0-1	0-0	0-0	0 2 2	2 0 0	0	0	1	0	0	-5			
10 Max Amadasun	05:22	1-3	0-0	2-2	1 2 3	1 1 4	0	0	0	0	0	-2			
Team					1 3 4	0 2 0	0	2							
Totals		23-65	7-23	8-11	19 30 49	16 13 61	16	11	10	3	4	19			
Technical Fouls: NONE															

		CSU	BONAS			Points from Turnovers	CSU	BONAS			Period by Period Scoring			
Biggest lead		2 (1 <sup>st</sup> 19:34)	22 (2 <sup>nd</sup> 3:33)			9	8				1 <sup>st</sup>	2 <sup>nd</sup>	TOT	
Best Scoring Run		4 (1 <sup>st</sup> 15:06)	9 (2 <sup>nd</sup> 18:00)			22	26				CSU	22	20	42
Lead Changes		1				13	12				BONAS	28	33	61
Times Tied		2				6	11							
Time with Lead		00:17	36:35			15	7							

Shooting By Period		
1 <sup>st</sup> FG%	7-23	30.4%
3PT%	1-5	20.0%
FT%	7-13	53.8%
2 <sup>nd</sup> FG%	8-26	30.8%
3PT%	0-8	0.0%
FT%	4-9	44.4%
GM FG%	15-49	30.6%
3PT%	1-13	7.7%
FT%	11-22	50.0%
Dead Ball Rebounds: 5.0		

Game 10: Iona 72, SBU 57

St. Bonaventure - 57										Record: 6-4				
NO. Name	Min	FG M-A	3P M-A	FT M-A	Rebounds OR DR TOT	Fouls PF FD	TP	AS	TO	ST	Blocks BS BA	+/-		
0 Barry Evans	F 24:43	0-2	0-0	0-0	5 3 8	1 1 0	3	0	1	1	0	-15		
2 Yann Farell	F 35:31	2-7	1-4	0-0	1 3 4	2 0 5	1	5	1	2	1	0	-20	
32 Chad Venning	F 30:35	7-15	0-0	1-3	7 10 17	3 3 14	0	3	0	2	3	-11		
1 Kyrell Luc	G 30:56	4-13	0-3	2-3	0 2 2	3 2 10	3	9	5	1	1	-15		
5 Daryl Banks III	G 40:00	5-14	2-5	2-3	0 4 4	1 3 14	4	2	3	0	1	-15		
4 Moses Flowers	24:21	4-7	2-2	0-0	0 1 1	2 0 10	1	3	2	0	0	0		
11 Anouar Mellouk	03:06	0-0	0-0	0-0	0 0 0	1 0 0	0	0	0	1	0	0	-1	
35 Anquan Hill	04:29	0-0	0-0	0-0	1 1 2	0 0 0	0	0	0	0	0	0	5	
10 Max Amadasun	06:19	2-4	0-0	0-0	2 0 2	2 0 4	0	0	1	0	0	1	-3	
Team					2 2 4		0	1						
Totals		24-62	5-14	4-7	14 23 37	15 9 57	12	21	13	4	6	-15		
Technical Fouls: Banks III 1 <sup>st</sup> 9:22														

Shooting By Period		
1 <sup>st</sup> FG%	11-24	45.8%
3PT%	3-6	50.0%
FT%	3-4	75%
2 <sup>nd</sup> FG%	13-38	34.2%
3PT%	2-8	25.0%
FT%	1-3	33.3%
GM FG%	24-62	38.7%
3PT%	5-14	35.7%
FT%	4-7	57.1%
Dead Ball Rebounds: 1.0		

Iona - 72		Record: 6-2												
NO. Name	Min	FG M-A	3P M-A	FT M-A	Rebounds OR DR TOT	Fouls PF FD	TP	AS	TO	ST	Blocks BS BA	+/-		
0 Berrick JeanLouis	F 18:21	2-5	0-1	0-0	2 1 3	2 1 4	2	0	2	0	1	15		
13 Nelly Joseph	F 37:39	11-14	0-0	2-6	2 8 10	0 4 24	2	3	2	2	1	14		
55 Osborn Shema	F 25:07	2-2	0-0	2-3	0 5 5	2 3 6	2	3	1	1	0	23		
1 Walter Clayton Jr.	G 33:03	4-11	2-6	6-7	0 7 7	1 4 16	4	2	0	1	1	10		
5 Daniss Jenkins	G 28:32	4-13	2-6	1-2	1 3 4	2 2 11	7	5	0	1	1	18		
4 Parker Weiss	21:39	3-4	2-3	0-0	1 1 2	0 0 0	8	0	0	0	0	0		
12 Anton Brookshire	06:12	0-1	0-0	0-0	0 0 0	0 0 0	0	0	0	0	0	1		
33 Silas Sunday	01:42	0-0	0-0	0-0	0 0 0	0 0 0	0	0	0	0	0	1		
3 Cruz Davis	12:13	1-1	0-0	0-0	0 1 1	2 0 2	2	2	3	1	0	0		
23 Michael Jefferson	15:32	0-3	0-2	1-2	0 0 0	0 1 1	2	1	1	0	0	-8		
Team					2 0 2	0 0 2	0	2						
Totals		27-54	6-19	12-20	8 26 34	9 15 72	21	19	7	6	4	15		

		Bona	Iona			Points from Turnovers	Bona	Iona			Period by Period Scoring			
Biggest lead		2 (1 <sup>st</sup> 5:16)	15 (2 <sup>nd</sup> 1:38)			17	27				1 <sup>st</sup>	2 <sup>nd</sup>	TOT	
Best Scoring Run		10 (2 <sup>nd</sup> 9:54)	9 (2 <sup>nd</sup> 3:29)			34	38				Bona	28	29	57
Lead Changes		4				15	6				Iona	32	40	72
Times Tied		4				8	13							
Time with Lead		00:48	35:58			14	11							

Game 11: FGCU 71, SBU 58

FGCU - 71		Record: 9-3											
NO.	Name	Min	FG M-A	3P M-A	FT M-A	Rebounds OR DR TOT	Fouls PF FD	TP	AS	TO	ST	Blocks BS BA	+/-
10	Zach Anderson	F 30:41	3-5	1-3	2-4	2 4 6	2 4 9	1	1	0	0	0	5
24	Andre Weir	C 22:58	5-8	0-2	0-0	1 3 4	4 0 10	2	3	0	0	1	-3
1	Dahmir Bishop	G 25:41	2-4	0-1	0-0	1 3 4	3 0 4	4	1	2	3	0	-1
2	Caleb Catto	G 26:28	1-4	0-3	1-2	3 3 6	0 1 3	3	3	0	0	0	10
11	Isiah Thompson	G 37:35	3-10	2-6	4-4	1 3 4	1 5 12	6	3	0	0	0	15
5	Chase Johnston	22:10	7-13	4-8	4-5	0 3 3	3 4 22	0	3	4	1	1	14
15	Blaise Vespe	06:48	1-3	0-0	1-0	1 0 1	0 1 2	0	0	0	0	1	1
0	Dakota Rivers	19:33	3-5	1-1	0-1	2 2 4	1 1 7	0	1	0	1	1	23
12	Franco Miller Jr.	08:06	1-2	0-1	0-0	1 2 3	1 0 2	0	1	0	0	0	1
Team						2 4 6	0	0	1	1	0	0	
Totals			26-54	8-25	11-17	14 27 41	15 16 71	13	15	7	3	4	13
Technical Fouls: NONE													

## 2022 TOP ROOKIES JOIN BONNIES

- St. Bonaventure was completely changed by the transfer portal during the spring and summer. While the Bonnies lost four 1,000-point scorers to the portal, each transferring to Power 5 programs, the Bonnies also used the portal to rebuild their roster.
- Through the transfer portal, the Bonnies added two sophomores who won their respective league rookie of the year crowns last year: **Kyrell Luc** (Patriot League) and **Anquan Hill** (NEC). In so doing, the Bonnies are the only program to add two conference Rookie of the Year selections.



## NEWBIES WITH EXPERIENCE

- St. Bonaventure has nearly all new faces, but that doesn't mean the Bonnies don't have a lot of experience, too. Six new players on this year's roster boast previous Division I experience: **Daryl Banks III** and **Moses Flowers** each have three years of Division I playing time. Banks logged over 2,300 minutes at Saint Peter's while Flowers played over 2,100 minutes at Hartford the past three years. **Chad Venning** comes to WNY from Morgan State where he saw his playing time greatly increase from his freshman to sophomore seasons, starting the final nine games last year. Like Venning, **Max Amadasun** is a junior academically and he spent his first two collegiate seasons at the ACC level with Pittsburgh. Finally, **Kyrell Luc** and **Anquan Hill** were each starters in their freshman campaigns at Holy Cross and Fairleigh Dickinson respectively.

## POWER MOVES

- The Bonnies scored five wins over power conference opponents last year. In the NIT, St. Bonaventure became the first mid-major program in the history of the tournament to score three consecutive road wins at Power 5 opponents to reach the semifinals: at Colorado, at top-seeded Oklahoma and at Virginia. During the regular season, the Bonnies defeated Clemson (ACC) and Marquette (Big East) on the way to the Charleston Classic championship last November. The Bonnies became just the second non-P5 program to win the prestigious Charleston Classic crown, joining the 2013 UMass team.
- Bona made good on its lone P5 opportunity during the non-conference schedule, defeating Notre Dame, 63-51, in the Gotham Classic at UBS Arena on Long Island Nov. 25. The Bonnies led the Irish wire-to-wire to move to 6-3 over power conference foes in the last two years, including 3-1 vs. the ACC.

## BONNIES ARE... WINNERS

St. Bonaventure has scored at least 10 victories in Atlantic 10 play during each of the past eight years. The Bonnies are the **only** A-10 program that can make that claim.

Season	A-10 Record	Finish
2014-15	10-8	T-6
2015-16	14-4	T-1
2016-17	11-7	5
2017-18	14-4	2
2018-19	12-6	4
2019-20	11-7	5
2020-21	11-4	1
2021-22	12-5	4
<b>TOTALS</b>	<b>95-45 (.679)</b>	

## Non-Conference Success

St. Bonaventure has produced a winning non-conference mark in all but two seasons since head coach Mark Schmidt took over the program 15+ years ago: his first season of 2007-08 and in 2018-19 when a young, injury-riddled squad went 4-9 but eventually rebounded to reach the Atlantic 10 Championship Game.

The Bonnies wrapped non-conference play last year with an 8-3 record, the second-best non-conference slate by winning percentage (the '20-21 2-0 record notwithstanding) during the Mark Schmidt era.

Bonnies non-conference records since 2008-09:

Season	Record
2021-22	8-3
2020-21	2-0
2019-20	8-5
2018-19	4-9
2017-18	10-2
2016-17	8-4
2015-16	8-3
2014-15	7-4
2013-14	10-4
2012-13	7-6
2011-12	7-5
2010-11	8-5
2009-10	8-6
2008-09	9-4

## Most Wins By Atlantic 10 Teams, 2015-2022

*Includes all games from start of 2015-16 through the end of the 2021-22 season*

Team	Wins
1. VCU	153
2. Dayton	151
<b>3. ST. BONAVENTURE</b>	<b>144</b>
4. Davidson	138
5. Rhode Island	133



## FULL FORTY

- Daryl Banks III** and **Kyrell Luc** appear to be the Bonnies' latest ironmen. After having four players in the top-20 in national minutes played for much of last season, Bona's new starting backcourt has barely stepped off the court thus far. Both players rank in the national top 10 for minutes played this season: As of Dec. 14, Banks III led the nation in minutes per game (39.2 mpg) and Luc stood 23rd (36.0 mpg). Prior to this year, Banks III had never played more than 38 minutes in any game in his first 89 career contests, that coming in an OT game vs. Kentucky in the NCAA Tournament. This year, he has played the full 40 eight times. Luc, who played 40 minutes twice last year at Holy Cross, has reached that total twice, and has played at least 38 minutes five times. Banks has played nearly 97% of possible team minutes thus far, ranking first nationally.

## BANKS BOOKS CAREER DAY

- Daryl Banks III** had an afternoon to remember Nov. 19 against Bowling Green, pouring in a career-high 34 points in a Bonnies victory. It marked his first career 30-point game and bested his previous career-high of 27 points which came in a memorable NCAA Tournament First Round upset over Kentucky last March. It was Banks' sixth 20-point game during his career and two came in his first four contests with the Bonnies: he also notched 22 points at Canisius Nov. 12.

## IN THE EMPIRE STATE

- St. Bonaventure will play 11 of its 13 non-conference games within the state of New York. It's fitting for a program that has been one of the best in the Empire State over the past decade-plus. Since the start of the 2010-11 season, the Bonnies have the third-best winning percentage out of the 22 Division I programs in New York State at .638. Only Syracuse (.663) and Iona (.642) have higher winning percentages in that span.

### Led Team in **SCORING**

Player	
Daryl Banks III	5
Kyrell Luc	4
Chad Venning	2
Yann Farell	1
Moses Flowers	1

### Led Team in **REBOUNDS**

Player	
Yann Farell	6
Barry Evans	3
Chad Venning	2
Kyrell Luc	1
Anquan Hill	1

### Led Team in **ASSISTS**

Player	
Kyrell Luc	8
Daryl Banks III	2
Moses Flowers	1

### 20+ Point **GAMES**

Player	
Daryl Banks III	2
Kyrell Luc	2
Chad Venning	1

### 30+ Point **GAMES**

Player	
Daryl Banks III	1

### Double-Figure **SCORING**

Player	
Daryl Banks III	11
Kyrell Luc	11
Chad Venning	9
Yann Farell	6
Moses Flowers	3
Barry Evans	2
Anouar Mellouk	1

### Double-Figure **REBOUNDS**

Player	
Yann Farell	3
Chad Venning	2

### Double-**DOUBLES**

Player	
Yann Farell	2
Chad Venning	2

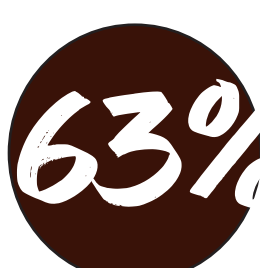
## BONNIES BY THE NUMBERS



The Bonnies have had a First Team All-Atlantic 10 selection in each of the last seven seasons.



St. Bonaventure has averaged 18 wins per season under the leadership of head coach Mark Schmidt (15 seasons).



St. Bonaventure has won more than 63 percent of its games over the last 10 seasons, entering this year with a .635 winning percentage in the last decade.



This season marks the 103rd year of St. Bonaventure men's basketball.

## FARELL'S FAST ASCENT

- **Yann Farell** is quickly establishing himself as one of the Atlantic 10's top freshmen. He was named the A-10 Rookie of the Week Nov. 21.
- Farell, who is one of Bona's top-ranked recruits in program history and selected the Bonnies over looks from Power 5 programs, hauled in a career-high 14 rebounds while adding 11 points and two assists in the Bonnies victory over Notre Dame Nov. 25 and recorded a new career-best in scoring with 18 points at Buffalo Dec. 3.
- During the Mark Schmidt era, no other Bonnies freshman has posted multiple double-doubles in his first six career games prior to Yann Farell doing so in his first month with the Bonnies. All-time Bonnies great Andrew Nicholson came close as a frosh in 2008 (a year in which he was named A-10 Rookie of the Year) – he had one double-double and came one rebound short of that mark in a second contest (15 pts, 11 reb in a memorable overtime win at Rutgers, followed by 13 and nine the following contest vs. Mississippi State).

## NEW LEADERS

- Despite being a totally different roster, the Bonnies are not without veteran leadership. Redshirt juniors **Daryl Banks III** and **Moses Flowers** were elected by their teammates to be team captains this season. Banks helped key an unforgettable Cinderella NCAA Tournament run by Saint Peter's last season, highlighted by a career-high 27 points in an overtime win over Kentucky as the Peacocks reached the Elite Eight. He poured in 890 points in three seasons at Saint Peter's, averaging better than 11.3 points per game last season and also finished with 26 points against Providence as well as 14 in a Sweet 16 win vs. Purdue. Flowers, meanwhile, played three seasons at Hartford, starting 66 of 69 career games. Last season, he averaged 14.7 points and 6.4 rebounds.

The Bonnies boast four players with All-Conference awards on their collegiate resumes: Banks is a three-time All-MAAC pick while Flowers captured All-America East honors twice. In addition, **Kyrell Luc** and **Anquan Hill** were each named Rookie of the Year in the Patriot League and NEC respectively.

## SIMILIARITY ON THE SIDELINES

- Despite of all the roster changes, the Bonnies figure to remain competitive based on who is on the sidelines. Under the leadership of Mark Schmidt, the Bonnies have been one the Atlantic 10's most consistent programs. The only A-10 team to enter this season having won at least 10 conference games in each of the past eight seasons, the Bonnies have reached at least 18 wins each year since 2013-14 with the exception of a 16-5 record in the 2020-21 pandemic-shortened season.
- St. Bonaventure has finished top-five in the final Atlantic 10 standings in each of the last seven years.

## Small School, Huge Heart: Size Is Not Barrier To Success

St. Bonaventure has proven over many years that a small enrollment is not an obstacle to basketball success. St. Bonaventure is one of the 10 smallest NCAA Division I schools by enrollment. Bonnies fans are well-known for their passion. In a region (city of Olean and village of Allegany) that has just over 15,000 people, St. Bonaventure has sold over 2,800 season tickets for the 2022-23 season. On average, when school is in session, at least half of the student body (1,800) attends games. In 2019-20 attendance at the Reilly Center averaged 4,359 fans.

## A WHOLE NEW YEAR

- St. Bonaventure boasts an entirely new roster of nine newcomers: six transfers and three freshmen.
- The Bonnies used the transfer portal to rebuild their roster after the loss of their senior class from a year ago. Last year, Bona's five senior starters accounted for all but five possible starts during the entire season.
- St. Bonaventure was the only team in the nation to return zero points from last season on this year's roster.
- The Bonnies have a new face at point guard for the first time in four years: **Kyrell Luc** takes over for Kyle Lofton, who played 94 percent of possible minutes during his four-year Bonaventure career before transferring to Florida.

## 2022-23 BONAVENTURE TRENDS

At Home .....	5-1
On The Road.....	0-3
Neutral Site.....	1-2

### HALFTIME/LEADS/OVERTIME

Leading at the half .....	4-2
Tied at half.....	1-0
Trailing at half.....	1-4
Games decided by 5 pts or less.....	0-2
Games decided by 6-10 points .....	1-1
Games decided by 10+ points .....	5-3
Overtime games .....	0-1

### OFFENSE

Scoring 80 points or more.....	2-1
Scoring 70-79 points .....	2-1
Shooting 40% or better.....	4-3
Shooting less than 40%.....	0-3
Opponent shooting 40% or better.....	2-6
Opponent shooting less than 40%.....	4-0
SBU player scoring 20+ points.....	4-1
Three+ SBU players in double digits.....	6-6

### DEFENSE

Outrebounding opponent .....	5-2
Outrebounded by opponent .....	1-4
Even rebounding .....	0-0
SBU player with 10+ rebounds .....	1-3
Bonnies recording 10+ steals .....	1-2
Bonnies recording 5+ blocks .....	2-1

### TURNOVERS/FOULS

More turnovers than opponent .....	4-2
Fewer turnovers than opponent.....	2-4
Even turnovers .....	0-0
More fouls than opponent.....	2-6
Fewer fouls than opponent.....	3-0
Even fouls .....	1-0

### MISCELLANEOUS STATS

Afternoon Game .....	2-2
Night Game.....	4-4

### DAY

Sunday .....	0-1
Monday.....	1-1
Tuesday.....	1-1
Wednesday .....	2-0
Thursday .....	0-0
Friday.....	1-1
Saturday.....	1-2

### JERSEY

Wearing White .....	5-1
Wearing Brown .....	0-4
Wearing Gray .....	1-0



# ST. BONAVENTURE LAST FIVE GAMES

No.	Player				Total		3-Point		F-Throw		Rebounds											
		GP-GS	MIN	AVG	FG-FGA	FG%	3FG-3FGA	3FG%	FT-FTA	FT%	OFF	DEF	TOT	AVG	PF	DQ	A	TO	BLK	STL	PTS	AVG
5	BANKS III, Daryl	5-5	196:27	39.3	27-70	.386	11-37	.297	9-13	.692	3	13	16	3.2	9	0	12	9	0	9	74	14.8
32	VENNING, Chad	5-5	135:48	27.2	24-51	.471	0-0	.000	5-10	.500	10	18	28	5.6	17	2	4	15	9	3	53	10.6
1	LUC, Kyrell	5-5	161:59	32.4	21-57	.368	2-13	.154	8-13	.615	1	11	12	2.4	18	1	14	15	1	8	52	10.4
2	FARELL, Yann	5-5	160:02	32.0	16-39	.410	8-21	.381	4-8	.500	14	20	34	6.8	10	0	6	6	2	6	44	8.8
4	FLOWERS, Moses	5-0	114:35	22.9	15-31	.484	7-13	.538	5-6	.833	1	9	10	2.0	10	0	11	7	0	6	42	8.4
0	EVANS, Barry	5-5	100:47	20.2	7-19	.368	1-2	.500	4-8	.500	15	9	24	4.8	3	0	6	2	3	5	19	3.8
10	AMADASUN, Max	4-0	37:49	9.5	6-10	.600	0-0	.000	3-4	.750	4	4	8	2.0	3	0	1	1	1	0	15	3.8
24	RUMPEL, Brett	4-0	26:15	6.6	1-3	.333	0-0	.000	3-5	.600	0	2	2	0.5	5	0	2	5	0	1	5	1.3
35	HILL, Anquan	5-0	41:24	8.3	3-6	.500	0-1	.000	0-0	.000	7	6	13	2.6	5	0	1	1	0	1	6	1.2
11	MELLOUK, Anouar	4-0	24:54	6.2	1-11	.091	0-2	.000	0-0	.000	5	2	7	1.8	8	0	0	1	0	2	2	0.5
Team											7	9	16					4				
Total		5	1000		121-297	.407	29-89	.326	41-67	.612	67	103	170	34.0	88	3	57	66	16	41	312	62.4
Opponents		5	1000		119-260	.458	31-101	.307	75-106	.708	52	121	173	34.6	67	0	68	68	21	28	344	68.8

## Team Statistics

	SBU	OPP
<b>Scoring</b>	<b>312</b>	<b>344</b>
Points per game	62.4	68.8
Scoring margin	-6.4	-
<b>Field goals-att</b>	<b>121-297</b>	<b>119-260</b>
Field goal pct	.407	.458
<b>3 point fg-att</b>	<b>29-89</b>	<b>31-101</b>
3-point FG pct	.326	.307
3-pt FG made per game	5.8	6.2
<b>Free throws-att</b>	<b>41-67</b>	<b>75-106</b>
Free throw pct	.612	.708
F-Throws made per game	8.2	15.0

## Team Results

Date	Opponent		Score	Att.
12/03/2022	at Buffalo	L	66-83	4633
12/07/2022	Cleveland St.	W	61-42	3158
12/11/2022	vs Iona	L	57-72	0
12/16/2022	FGCU	L	58-71	3005
12/19/2022	at Siena	L	70-76	5616

## THE LAST TIME...?

...Bona scored 90-99 points in a game  
12/1/21 vs. Coppin St. (W, 93-81)

...Bona scored 100+ points in a game  
2/27/18 vs. Davidson (W, 117-113, 30T)

...Bona allowed 90-99 points in a game  
11/27/21 vs. UNI (L, 90-80)

...Bona allowed 100+ points in a game  
2/27/18 vs. Davidson (W, 117-113, 30T)

...Bona scored 50+ points in a half  
11/22/22 vs. So. Indiana (50, 2nd half)

...Bona played an overtime game  
11/12/22 at Canisius (L, 84-80)

...Bona played a double overtime game  
1/19/19 vs. Dayton (L, 89-86)

...Bona played a triple overtime game  
2/27/18 vs. Davidson (W, 117-113, 30T)

...Bona won a game by 20-29 points  
2/19/22 vs. Duquesne (W, 81-55)

...Bona lost a game by 20-29 points  
3/7/20 at SLU, 72-49

...Bona won a game by 40+ points  
2/26/21 vs. GW (88-41)

...Bona lost a game by 30+ points  
12/17/21 vs. Virginia Tech (86-49)

...Bona forced 20+ turnovers  
11/15/22 vs. So. Dakota St. (25)

...Bona had 25+ team assists  
2/16/22 vs. UMass (25)

...Bona hit 15+ 3-pointers  
2/27/21 vs. GW (15)

...Bona hit 0 3-pointers  
11/24/17 vs. Maryland (W, 63-61)

...Two players scored 20+ points in a game  
1/29/22 vs. Saint Joe's (Adaway, 22; Holmes, 20)

...Three players scored 20+ points in a game  
11/12/16 vs. St. Francis (J. Adams, 23,  
D. Gregg 23, M. Mobley 21)

...Three players scored 30+ points in a game  
2/27/18 vs. Davidson (Adams 34, Mobley 33,  
Stockard 31)

...Player scored 30+ points in a game  
11/19/22 vs. Bowling Green (Daryl Banks III, 34)

...Player scored 40+ points in a game  
2/7/18 vs. Saint Louis (Jaylen Adams, 44)

...Five double-figure scorers in a game  
12/19/22 at Siena (Flowers 14, Farrell 13, Venning 12, Banks 11, Luc 10)

...Six double-figure scorers in a game  
12/18/19 vs Niagara (Welch 17, Vasquez 14, Osunniyi 13, Lofton 12, Ikpeze  
11, Winston 10)

...Player had 10+ assists in a game  
3/29/22 vs. Xavier (Kyle Lofton, 11)

...Player had 15+ rebounds in a game  
1/21/22 at Duquesne (Osun Osunniyi, 17)

...Player had 5+ steals in a game  
11/15/22 vs. So. Dakota St. (Kyrell Luc, 6)

...Player had 5+ blocks in a game  
2/11/22 at SLU (Osun Osunniyi, 6)

...Player had 6 or more 3-pointers in a game  
11/19/22 vs. Bowling Green (Daryl Banks III, 7)

...Player had 20 points & 20 rebounds in a game  
2/11/12 vs. Duquesne (Andrew Nicholson, 21 & 23)

...Multiple Bonnies double-doubles in a game  
11/25/22 vs. Notre Dame (Venning 14 pts, 11 reb; Farrell 11 pts, 14 reb)

## HEAD OF THE CLASS

Mark Schmidt is St. Bonaventure's all-time-coaching wins leader. Now in his 16th season, Schmidt entered the year with 268 wins at St. Bonaventure, and 350 for his coaching career. With win No. 203 on Feb. 17, 2019 when the Bonnies topped George Mason, Schmidt topped Larry Weise's mark of 202 that had stood since 1973.

- **He stands 2nd in conference victories among active A-10 coaches with 141 Atlantic 10 wins** behind only Richmond's Chris Mooney and is fifth all-time.
- Schmidt is the second-longest tenured active A-10 head coach (A-10 seasons only), again behind only Mooney who is in his 18th year with the Spiders.
- Schmidt's win total at St. Bonaventure ranks second among all active A-10 coaches for victories at their current school, behind only Mooney at Richmond.
- Schmidt is now the Bonnies' longest-tenured coach in program history. As he enters his 16th season at the helm, he surpasses the 15-year tenure of Mike Reilly, the namesake for the Reilly Center, who led the program (as well as coached football during that time) from 1928-43.



### SCHMIDT vs. THE A-10

Career record: 141-110

#### OPPONENT

Davidson	5-8
Dayton	2-17
Duquesne	23-9
Fordham	18-3
George Mason	10-2
GW	7-6
La Salle	10-8
Loyola Chicago	0-0
UMass	15-5
Rhode Island	8-12
Richmond	10-11
Saint Joseph's	19-8
Saint Louis	15-8
VCU	5-8

### 2022-23 A-10 HONORS

#### A-10 PLAYER OF THE WEEK

Chad Venning Nov. 28

#### A-10 ROOKIE OF THE WEEK

Yann Farell Nov. 21



### ST. BONAVENTURE WINS CHART

Coach	Wins	Seasons
Mark Schmidt	274	16 (2007-Pres.)
Larry Weise	202	12 (1961-73)
Jim Satalin	156	9 (1973-82)
Eddie Donovan	139	8 (1953-61)
Mike Reilly	133	15 (1928-43)
Jim Baron	132	9 (1992-01)

### A-10 CONFERENCE WINS CHART

Coach	Wins	School
1. John Chaney	296	Temple
2. Phil Martelli	218	SJU
3. Gale Catlett	180	WVU
4. Chris Mooney	152	Rich
5. Mark Schmidt	141	SBU
6. Jim Baron	139	SBU/URI

## LEGENDS IN THE RAFTERS

### BONNIES RETIRED NUMBERS

Name	No.	Notes
Bob Lanier, '70	31	All-American 1968-70, #1 pick in 1970 NBA Draft, @HoopHall inductee '92
Greg Sanders, '78	53	Bona's all-time leading scorer (2,238 pts), 1977 NIT MVP
Andrew Nicholson, '12	44	Led SBU to first A-10 title; 2,103 pts; 2012 NBA 1st Round pick
Tom Stith, '61	42	All-American 1960-61; 2,052 pts; averaged 31.5 ppg in 1959-60
Sam Stith, '60	22	Catalyst for Bona's three NIT runs and NCAA berth
Bill Butler, '68	14	Captain of 1967-68 undefeated regular season; 1,462 pts; 650 rb
Fred Crawford, '64	54	Led SBU to first NCAA bid; 1,738 pts; played for five NBA teams
Essie Hollis, '78	25	Led 1977 NIT title run; 1,905 pts, 977 rebounds
Earl Belcher, '81	25	1981 A-10 Player of the Year; 2,077 pts
Ronald Martin, '61	34	Point guard for two NIT teams and Bona's first NCAA Tournament club
Ken Murray, '51	13	Bona's first 1,000-point scorer; 1950 All-America; 1952 NBA Rookie of the Year

### HONORED JERSEYS

Name	No.	Notes
Bill Kenville, '53	20	Only Bona grad to win an NBA title (1955 Syracuse Nationals)

## IN MEMORIAM

- St. Bonaventure is wearing a 31 patch on its jerseys this season to represent the Bonnies jersey number of the late Bob Lanier who passed away in May 2022. In addition, St. Bonaventure is proud to announce the institution of the Bob Lanier Literacy Fund to continue his passion for work in the community. As part of the fund, a \$10,000 donation will be made toward youth-serving literacy programs in the Olean area.



A silky-smooth left-hander with a lethal hook shot and mid-range jumper, Lanier averaged 27.2 points and 15.5 rebounds a game his junior year and 29.1 points and 16 rebounds his senior season. He was a consensus All-American each season. Lanier finished his 75-game career as the St. Bonaventure record holder in seven categories: career scoring (2,067 points); career points per game (27.6); career rebounding (1,180); single-game scoring (51 points vs. Seton Hall); single-game rebounding (27 vs. Loyola, Md.); single-season rebounding (416); and average rebounds in one season (16) in 1969-70. He continues to rank fourth in all-time SBU career points. An eight-time NBA All-Star and member of the 1970-71 All-Rookie team, Lanier scored more than 19,000 points over his 14-year career with Detroit and Milwaukee, averaging 20.1 points, 10.1 rebounds, 3.1 assists, 1.5 blocks, and 1.1 steals. He is a member of the Basketball Hall of Fame.



# ST. BONAVENTURE PROGRAM NOTES



## BONNIES BRILLIANCE

- St. Bonaventure has created an Atlantic 10 power under head coach Mark Schmidt. When the Bonnies captured both the regular season and tournament championships in 2021, it marked a continuation of A-10 prominence for the program
- The Bonnies are the only Atlantic 10 team to win double-digit conference games in eight straight seasons, dating to 2014-15
- Entering this year, Bona's 95 victories in conference play during the previous seven years ranked third among all A-10 squads
- The Bonnies have won at least 18 games every year since 2013-14 with one exception - 2020-21 when the team was limited to 21 games by the pandemic, but finished 16-5 (.761 win pct)
- The current "golden era" of Bonnies basketball could point to 2011-12 as the beginning of the St. Bonaventure basketball renaissance when the program won 20 games and the 2012 Atlantic 10 Championship, the first in program history. Since that time, the Bonnies have a .628 winning percentage from '11-12 through '21-22
- Schmidt's teams have averaged over 18 wins per season over his 15 years in charge of the program



## HEAD OF THE PACK

- The Bonnies have finished in the top-five of the A-10's final regular season standings in each of the past seven seasons
- Entering this year, the Bonnies had 144 overall wins since the start of the 2015-16 season, ranking third among all A-10 programs

## ATLANTIC 10 ACES

In the past eight seasons, St. Bonaventure is the only Atlantic 10 team to reach at least 10 victories during conference play each year.

School	Record	Win Pct.
1. Dayton	104-37	.738
2. VCU	97-43	.692
<b>3. St. Bonaventure</b>	<b>95-45</b>	<b>.679</b>
4. Davidson	91-46	.664



## Bonnies In The Pros

St. Bonaventure has turned out 26 professional players during the Mark Schmidt Era. A few of the current standouts and where they are currently playing around the world:

Jalen Adaway '22	NBA
Amadi Ikpeze '20	Spain
LaDarien Griffin '19	Sweden
Courtney Stockard '19	Germany
Jaylen Adams '18 **	Australia
Matt Mobley '18	Spain

Denzel Gregg '16  
 Andell Cumberbatch '15  
 Youssou Ndoye '15  
 Demetrius Conger '13  
 Andrew Nicholson '12 \*\*  
 Andrew Nicholson was drafted 19th overall by the Orlando Magic in the 2012 NBA Draft while Jaylen Adams has played with the Atlanta Hawks, Portland Trailblazers and Milwaukee Bucks.

\*\* - Atlantic 10 Player of the Year

ST. BONAVENTURE

## BONNIES BASKETBALL QUICK FACTS

- The program has registered 68 winning seasons, 48 1,000-point scorers and 33 players drafted by the NBA
- **Recent accomplishments: 2020-21 Atlantic 10 regular season & tournament champions, No. 9 seed in the NCAA Tournament // 2019 A-10 Championship Game, tournament runner-up // 2018 NCAA at-large berth & First Four win over UCLA // 2016 A-10 regular season co-champions and No. 1 overall seed in NIT // .667 winning percentage 2015-16 through 2021-22**
- In all, **St. Bonaventure has recorded 17 seasons of 20+ wins** and 26 national post-season appearances
- St. Bonaventure has been to the NCAA Tournament eight times – including the 1970 Final Four – and the NIT 17 times – highlighted by a 1977 national championship
- The Bonnies became a national powerhouse during the 1950s, posting a .686 winning percentage during the decade – ranking 17th in the nation over that period
- The program only grew in prominence – a .724 winning percentage during the 1960s ranked 12th nationally while the team rose as high as No. 2 in the national Top 25 multiple times
- The program had a .600 winning percentage or better in the 1920s, 30s, 40s, 50s, 60s and 70s
- The Bonnies are in another "golden era" under head coach Mark Schmidt – **the program had a .599 winning percentage during the 2010s and their average of 19 wins per year is the highest of any decade in program history**
- **St. Bonaventure is one of 38 schools to both reach a Final Four and win an NIT championship**
- St. Bonaventure's 99-game home winning streak at the Olean Armory from 1948-61 is the second-longest home court win streak in NCAA Division I history behind only Kentucky's 129 from 1943-55



# HEAD COACH **MARK SCHMIDT**

**2021, 2016 ATLANTIC 10 COACH OF THE YEAR**  
**COACH OF 2016 A-10 REGULAR SEASON CO-CHAMPIONS /**  
**2021 REGULAR SEASON CHAMPIONS & TOURNAMENT CHAMPIONS**  
**2012 A-10 TOURNAMENT CHAMPIONS**  
**2019 A-10 TOURNAMENT RUNNERS-UP**  
**2012, 2018, 2021 NCAA TOURNAMENT, 2022 NIT SEMIFINALISTS**

- The St. Bonaventure men's basketball program is in another golden era under head coach Mark Schmidt, who has now completed 15 seasons in charge of the program. St. Bonaventure's all-time wins leader, Schmidt has keyed the return of the Bonnies to national prominence and as one of the Atlantic 10's finest.
- The 2020-21 season became one of the most memorable in program history as the Bonnies captured the Atlantic 10 regular season and tournament championships, the first time Bona's has won both trophies in the same year. Despite a schedule greatly altered due to the pandemic, the Bonnies still added to their streak of double-digit conference victories, going 11-4 in A-10 play for their seventh straight season of 10 or more conference wins, the longest active streak among all Atlantic 10 programs. Junior guard Kyle Lofton earned First Team All-Atlantic 10 honors for the second year in a row, giving the program six consecutive years with a First Team All-Conference selection. Junior center Osun Osunniyi became the Bonnies' first A-10 Defensive Player of the Year and also picked up A-10 Tournament MVP honors as SBU won the league's automatic bid to the NCAA Tournament and received a No. 9 seed in the tourney, Bona's highest in the modern history of the bracket. Along with earning A-10 Coach of the Year honors for the second time, Schmidt was also named the National Association of Basketball Coaches (NABC) District Coach of the Year as well following the 2020-21 campaign.
- In '21-22, he led the Bonnies to their first AP Top 25 ranking in over 40 years, reaching No. 16 in the poll after capturing the Charleston Classic championship with wins over Boise State, Clemson and Marquette. Ultimately, the Bonnies would win 23 games and reach the NIT semifinals after becoming the first mid-major program to win three straight NIT games at Power 5 opponents following victories at Colorado, Oklahoma and Virginia. Schmidt also moved into fifth-place all-time in Atlantic 10 conference coaching wins with 141.
- Schmidt's teams went 214-127 (.628) between the 2011-12 and 2021-22 seasons.
- A shortened schedule in '20-21 was the only thing that kept the Bonnies from an eighth straight season of 18 or more overall wins after the Bonnies finished 2019-20 with 19 victories before the pandemic shutdown.
- St. Bonaventure has had at least one Atlantic 10 First Team All-Conference player in the past seven years under Schmidt's watch.

## YEAR-BY-YEAR **RECORD**

### AT ROBERT MORRIS

#### **YEAR..... RECORD ..... CONF.**

'01-02: .....	12-18 .....	11-9 (6th)
'02-03: .....	10-17 .....	7-11 (8th)
'03-04: .....	14-15 .....	10-8 (4th)
'04-05: .....	14-15 .....	11-7 (3rd)
'05-06: .....	15-14 .....	10-8 (5th)
'06-07: .....	17-11 .....	9-9 (4th)

**6 SEASONS ..... 82-90..... 58-52**

### AT ST. BONAVENTURE

#### **YEAR..... RECORD ..... A-10**

2007-08 .....	8-22 .....	2-14 (14th)
2008-09 .....	15-15 .....	6-10 (11th)
2009-10 .....	15-16 .....	7-9 (T-8th)
2010-11 .....	16-15 .....	8-8 (7th)
2011-12 .....	20-12 .....	10-6 (4th)
2012-13 .....	14-15 .....	7-9 (9th)
2013-14 .....	18-15 .....	6-10 (9th)
2014-15 .....	18-13 .....	10-8 (T-6th)
2015-16 .....	22-9 .....	14-4 (T-1st)
2016-17 .....	20-12 .....	11-7 (5th)
2017-18 .....	26-8 .....	14-4 (2nd)
2018-19 .....	18-16 .....	12-6 (4th)
2019-20 .....	19-12 .....	11-7 (5th)
2020-21 .....	16-5 .....	11-4 (1st)
2021-22 .....	23-10 .....	12-5 (4th)

**15 SEASONS.. 268-195..... 141-110**

## CAREER **OVERVIEW**

### **1989-91 ASST. COACH, ST. MICHAEL'S**

### **1991-93 ASST. COACH, PENN STATE**

• NIT(1992)

### **1993-94 ASST. COACH, LOYOLA (MD.)**

• NCAA Tournament (1994)

### **1994-01 ASST. COACH, XAVIER UNIV.**

• NCAA (1995, 1997, 1998, 2000)

• NIT (1999, 2000)

• Atlantic 10 West Champ. (1997, 1998)

• Atlantic 10 Tournament Champ. (1998)

### **2001-07 HEAD COACH**

### **ROBERT MORRIS UNIVERSITY**

### **2007-PRES. HEAD COACH**

### **ST. BONAVENTURE UNIVERSITY**

• 2012 & 2021 Atlantic 10 Champions

• 2022 NIT semifinals

• 2018 NCAA Tournament (beat UCLA), set school record with 26 wins

• Atlantic 10 regular season co-champions, NIT first round (2016)

• Atlantic 10 Tournament semifinals (2014)

• Atlantic 10 Tournament Championship Game (2019)



“

Mark Schmidt is easily one of the most underrated coaches in the country, **leading St. Bonaventure to the top of the A-10.**

”

**ANDY KATZ**

NCAA.COM CORRESPONDENT





## ON THE BENCH



**STEVE  
CURRAN**

- In his 13th season with the program
- Named one of the nation's "most impactful mid-major assistant coaches" according to Silver Waves Media in both 2020 and again in 2022
- Responsible for recruiting much of the team's top talent in the past decade-plus
- Recruited 2018 A-10 Player of the Year Jaylen Adams as well as future pros Matthew Wright, '14, Charlon Kloof, '14, and Youssou Ndoeye, '15
- Recruited guards Kyle Lofton and Dominick Welch as part of Bona's tremendous Class of 2022
- Spent five years as an assistant with Central Connecticut and previously served on Mark Schmidt's staff at Robert Morris 2001-04. Has coached collegiately since 1994, also working on staffs at Merrimack (1994-99) and New Hampshire (1999-2001)
- Played collegiately at Merrimack, leading team to the Northeast-10 title and back-to-back NCAA Tournament appearances as a first team all-conference pick.

**Associate Head Coach • Merrimack, '92**



**SEAN  
NEAL**

- In his fifth season with the program
- Led the recruitment of center Osun Osunniyi, '22, the only two-time Atlantic 10 Defensive Player of the Year in program history
- Spent 10 seasons at fellow Atlantic 10 member La Salle with former head coach Dr. John Giannini, serving as video coordinator, director of operations and four years as assistant coach
- Helped La Salle to 2013 Sweet 16 and end of season national Top 25 ranking
- Played collegiately at La Salle (2003-07) and was a member of the 2005-06 team which finished third in the A-10 with 18 wins. Appeared in 77 career games at point guard
- Springfield, Mass. native who was named the Massachusetts Player of the Year while playing at Springfield Cathedral High


**Assistant Coach • La Salle, '07, '11**



**CHRIS  
LOWE**

- In his second season with the program
- Prior to arriving at Bona's, he spent the 2021-22 season at UTRGV
- Played collegiately at UMass where he graduated as the Minutemen's record-holder in career assists with 678, a total that ranks sixth all-time in Atlantic 10 history
- Became just the seventh A-10 player with 1,000+ points and 600+ assists during his UMass career
- Played professionally for eight years, first in the NBA G League (2009-10) before moving overseas to Lithuania, Slovakia and Austria
- Started coaching career at Saint Louis as a graduate assistant, serving on the 2019 Atlantic 10 Championship coaching staff

**Assistant Coach • UMass, '09, Saint Louis '20**



**2021 ATLANTIC 10 CHAMPIONS**



**2022 NIT SEMIFINALISTS**



## HOME SWEET HOME



### BONNIES HOME SUCCESS

- 49-11 at home (.817) in Atlantic 10 play since 2015-16
- 115-38 record at home (.753) the past 8+ seasons
- 152-61 record at home under head coach Mark Schmidt (.714)
- 505-220 record at home all-time
- In the past two seasons, St. Bonaventure posted a combined home record of 21-3 (2020-21 and 2021-22)

### ONE OF THE NATION'S TOP VENUES

- “The Reilly Center has enjoyed multiple stretches as one of the game’s most hostile venues. Fans arrive early and don’t wait until tipoff to start cheering. In good years, you don’t want to play at the Reilly Center ... this is one of America’s more underrated venues.” - ESPN.com
- In 2016, ESPN selected The RC as the most difficult place for opponents to play in the Atlantic 10 and one of the top 10 such venues in the nation thanks to its often raucous crowds and tremendous college basketball atmosphere

## BIG RC WINS

### Feb. 21, 1969 - SBU 97, Seton Hall 67

In 1969, Bob Lanier was stepping on every college team that dared cross his path. Not only did he already hold the Reilly Center record for rebounds in a game with 27, but against Seton Hall Lanier scored a school and RC record 51 points.

### Dec. 21, 1969 - SBU 77, Duquesne 58

The largest crowd ever to witness a game at the Reilly Center saw the Bonnies defeat Duquesne, 77-58. The standing room only crowd of 6,291 flooded the aisles and any available spots on the floor.

### Feb. 4, 1995 - SBU 69, Rhode Island 66

The Bonnies scored the 1,000th win in St. Bonaventure history.

### March 16, 1995 - SBU 75, So. Miss 70

St. Bonaventure played its first-ever home postseason game during the 1995 NIT when they hosted Southern Mississippi in round one. More than 6,000 fans watched as the Bonnies prevailed.

### 1997-98 Ranked Wins

During the 1997-98 season, St. Bonaventure defeated three Top 20 teams at The RC. Thirteenth-ranked Xavier (80-77), 20th-ranked Rhode Island (86-81) and 20th-ranked Massachusetts (72-70, 2OT) fell, much to the delight of the Bona faithful.

### Jan. 15, 2000 - SBU 57, #13 Temple 56

In a game many fans described as the best they had ever seen in The RC, J.R. Bremer’s three-pointer with 2.8 seconds left gave the Bonnies a 57-56 win over 13th-ranked Temple.

### Jan. 29, 2014 - SBU 78, #19 UMass 65

Charlon Kloof scored 14 points as the Bonnies registered their first Top 25 win since 2000.

### Feb. 7, 2015 - SBU 73, #18 VCU 71

Marcus Posley played the hero on Feb. 7, 2015, when he drove and scored on an off-balance shot as time expired to give St. Bonaventure a 73-71 win over No. 18 VCU.

### Feb. 16, 2017 - SBU 77, #14 Rhode Island 74

St. Bonaventure ended what was the nation’s active longest winning streak when the Bonnies beat No. 14/16 Rhode Island live before a Friday night national TV audience on ESPN2.

### Dec. 7, 2019 - SBU 73, Hofstra 45

With the 1970 Final Four team in attendance as well as the program’s All-Time Team, Bona dominated the Pride.



# BARRY EVANS

0

Freshman

Forward

6-8 / 205

Baltimore, MD

Baltimore Poly / Putnam Science Acad.

## GAME-BY-GAME

Opponent	Date	GS	MIN	Total		3-Pointers		Free throws		Rebounds											
				FG-FGA	PCT	3FG-3FGA	PCT	FT-FTA	PCT	OFF	DEF	TOT	AVG	PF	A	TO	BLK	STL	PTS	AVG	
Saint Francis (PA)	11/07/2022	*	32:53	6-9	.667	0-2	.000	0-2	.000	5	3	8	8.0	0	1	0	0	2	12	12.0	
at Canisius	11/12/2022	*	37:21	4-7	.571	0-1	.000	0-0	.000	3	2	5	6.5	3	1	1	0	2	8	10.0	
vs South Dakota St.	11/15/2022	*	36:00	3-9	.333	1-2	.500	0-0	.000	0	2	2	5.0	2	1	1	0	1	7	9.0	
Bowling Green	11/19/2022	*	36:21	2-6	.333	0-1	.000	0-2	.000	1	7	8	5.8	1	2	2	1	1	4	7.8	
Southern Ind.	11/22/2022	*	40:00	3-5	.600	0-0	.000	0-0	.000	0	3	3	5.2	0	1	2	0	2	6	7.4	
vs Notre Dame	11/25/2022	*	16:53	3-5	.600	0-1	.000	0-0	.000	1	0	1	4.5	5	0	2	0	1	6	7.2	
Middle Tenn.	11/30/2022	*	31:37	3-5	.600	0-0	.000	2-5	.400	3	4	7	4.9	1	0	0	1	3	8	7.3	
at Buffalo	12/03/2022	*	18:38	1-4	.250	0-0	.000	0-3	.000	2	1	3	4.6	0	0	1	0	0	2	6.6	
Cleveland St.	12/07/2022	*	31:39	4-7	.571	0-0	.000	2-2	1.000	5	4	9	5.1	1	3	1	1	3	10	7.0	
vs Iona	12/11/2022	*	24:43	0-2	.000	0-0	.000	0-0	.000	5	3	8	5.4	1	3	0	1	1	0	6.3	
FGCU	12/16/2022	*	13:27	1-4	.250	1-2	.500	1-2	.500	1	0	1	5.0	1	0	0	0	1	4	6.1	
at Siena	12/19/2022	*	12:20	1-2	.500	0-0	.000	1-1	1.000	2	1	3	4.8	0	0	0	1	0	3	5.8	
Totals			12	331:52	31-65	.477	2-9	.222	6-17	353	28	30	58	4.8	15	12	10	5	17	70	5.8

## 2022-23 SEASON / CAREER HIGHS

### MINUTES

Season 40 vs. So. Indiana (11/22/22)  
Career Same

### POINTS

Season 12 vs. Saint Francis (PA) (11/7/22)  
Career Same

### REBOUNDS

Season 9 vs. Cleveland St. (12/7/22)  
Career Same

### FIELD GOALS

Season 6 vs. Saint Francis (PA) (11/7/22)  
Career Same

### 3-POINT FIELD GOALS

Season 1 vs. South Dakota St. (11/15/22)  
Career Same

### FREE THROWS

Season 2 vs. MTSU (11/30/22)  
Career Same

### ASSISTS

Season 2 vs. Bowling Green (11/19/22)  
Career Same

### STEALS

Season 3, 2x. last vs. Cleveland St. (12/7/22)  
Career Same

### BLOCKS

Season 1, 5x.  
Career Same

### MISCELLANEOUS

2022-23 in Double Figures 2

## Player Averages

Games Played	Minutes/ game	Points/ game	FG Pct	3FG Pct	FT Pct	Rebounds/ game	Assists/ game	Turnovers/ game	Assist/Turnover ratio	Steals/ game	Blocks/ game
12	27.7	5.8	47.7	22.2	35.3	4.8	1.0	0.8	1.2	1.4	0.4

## High School / Prep

Helped key a national prep championship with Putnam Science Academy, ranking third on the team in total points, first in rebounds, third in assists and third in steals ... averaged 10.9 points, 6.7 rebounds, 2.9 assists and 1.6 steals for the Mustangs ... shot nearly 51 percent from the floor and started all 37 games ... became just the second player in PSA history to record a triple-double when he posted 17 points, 21 rebounds and 10 assists in a win over Commonwealth Academy ... preserved PSA's undefeated record with a putback with one second remaining vs. Brewster, sending the game to overtime where the Mustangs would prevail ... led team in scoring four times, in rebounding 10 times and assists six times ... played high school at Oakland Mills and Baltimore Poly in the Baltimore area ... earned a spot on the Baltimore Sun All-County First Team in 2020 before the following season's Baltimore City Public School campaign was wiped out due to the pandemic ... previously earned All-District First Team honors as a junior at Oakland Mills, helping his squad to the state playoffs ... follows in the footsteps of Bonnies Class of 2022 greats Kyle Lofton and Osun Osunniyi who also won a prep national title at PSA.

## TOP 5 SCORING PERFORMANCE

- 12 points vs. St. Francis (PA) (11/7/22)
- 10 points vs. Cleve. St. (12/7/22)
- 8 points vs. MTSU (11/30/22)
- 8 points at Canisius (11/12/22)
- 7 points vs. So. Dakota St. (11/15/22)



# KYRELL LUC

Sophomore | Guard | 5-11 / 165  
 Dorchester, Mass. | Brimmer & May (Holy Cross)

# 1

## GAME-BY-GAME

Opponent	Date	GS	MIN	Total		3-Pointers		Free throws		Rebounds				PF	A	TO	BLK	STL	PTS	AVG
				FG-FGA	PCT	3FG-3FGA	PCT	FT-FTA	PCT	OFF	DEF	TOT	AVG							
Saint Francis (PA)	11/07/2022	*	38:19	7-14	.500	2-3	.667	7-8	.875	0	2	2	2.0	2	5	1	0	2	23	23.0
at Canisius	11/12/2022	*	43:11	5-16	.313	2-4	.500	1-4	.250	4	2	6	4.0	2	9	2	1	1	13	18.0
vs South Dakota St.	11/15/2022	*	35:32	7-14	.500	0-1	.000	3-5	.600	2	2	4	4.0	1	5	6	1	6	17	17.7
Bowling Green	11/19/2022	*	28:57	3-8	.375	1-4	.250	1-2	.500	0	3	3	3.8	5	6	4	0	2	8	15.3
Southern Ind.	11/22/2022	*	39:16	5-9	.556	1-3	.333	8-8	1.000	0	5	5	4.0	0	6	4	2	3	19	16.0
vs Notre Dame	11/25/2022	*	40:00	4-13	.308	4-6	.667	4-4	1.000	0	4	4	4.0	1	6	2	0	0	16	16.0
Middle Tenn.	11/30/2022	*	38:03	7-14	.500	2-5	.400	6-8	.750	0	2	2	3.7	2	3	4	1	2	22	16.9
at Buffalo	12/03/2022	*	33:24	5-9	.556	0-0	.000	0-1	.000	0	2	2	3.5	4	3	1	0	1	10	16.0
Cleveland St.	12/07/2022	*	32:32	4-13	.308	0-3	.000	4-5	.800	0	3	3	3.4	2	4	0	0	1	12	15.6
vs Iona	12/11/2022	*	30:56	4-13	.308	0-3	.000	2-3	.667	0	2	2	3.3	3	3	9	1	5	10	15.0
FGCU	12/16/2022	*	32:34	4-10	.400	2-6	.333	0-0	.000	0	2	2	3.2	5	2	3	0	1	10	14.5
at Siena	12/19/2022	*	32:33	4-12	.333	0-1	.000	2-4	.500	1	2	3	3.2	4	2	2	0	0	10	14.2
<b>Totals</b>		<b>12</b>	<b>425:17</b>	<b>59-145</b>	<b>.407</b>	<b>14-39</b>	<b>.359</b>	<b>38-52</b>	<b>.731</b>	<b>7</b>	<b>31</b>	<b>38</b>	<b>3.2</b>	<b>31</b>	<b>54</b>	<b>38</b>	<b>6</b>	<b>24</b>	<b>170</b>	<b>14.2</b>

## Player Averages

Games Played	Minutes/ game	Points/ game	FG Pct	3FG Pct	FT Pct	Rebounds/ game	Assists/ game	Turnovers/ game	Assist/Turnover ratio	Steals/ game	Blocks/ game
12	35.4	14.2	40.7	35.9	73.1	3.2	4.5	3.2	1.4	2.0	0.5

## CAREER HONORS

- 2022 Patriot League Rookie of the Year
- Patriot League Rookie of the Week, 6x.

## 2022-23 SEASON / CAREER HIGHS

### MINUTES

Season 43 at Canisius (11/12/22)  
 Career Same

### POINTS

Season 23 vs. Saint Francis (PA) (11/7/22)  
 Career 24 at Boston (1/31/22)

### REBOUNDS

Season 6 at Canisius (11/12/22)  
 Career 7, 3x. last at Loyola (MD) (2/9/22)

### FIELD GOALS

Season 7, 3x. last vs. MTSU (11/30/22)  
 Career 10 at Boston (1/31/22)

### 3-POINT FIELD GOALS

Season 4 vs. Notre Dame (11/25/22)  
 Career 4, 2x.

### FREE THROWS

Season 7 vs. Saint Francis (PA) (11/7/22)  
 Career 7, 4x.

### ASSISTS

Season 9 at Canisius (11/12/22)  
 Career Same

### STEALS

Season 6 vs. So. Dakota St. (11/15/22)  
 Career Same

### BLOCKS

Season 2 vs. So. Indiana (11/22/22)  
 Career Same

### MISCELLANEOUS

2022-23 in Double Figures 11  
 Career in Double Figures 35

## TOP 5 SCORING PERFORMANCES

1. 24 points at Boston (1/31/22)
2. 23 points vs. St. Francis (PA) (11/7/22)
3. 22 points vs. MTSU (11/30/22)
4. 19 points vs. So. Indiana (11/22/22)
5. 18 points, 3x.

## As A Freshman (2021-22)

Started all 31 games for Holy Cross in his first collegiate season and averaged 13.0 points, 3.6 rebounds, 2.4 assists and 1.5 steals in over 32 minutes per game ... scored in double figures 24 times as a freshman, leading the team in scoring 10 times and in assists a dozen occasions ... shot 39 percent overall from the floor (145-370) and 35 percent from long distance (38-107) as well as over 77 percent at the foul line (75-97), scoring in double figures in 12 of his final 13 games at Holy Cross ... netted a career-high 24 points at Boston.

## High School

Named the New England Preparatory School Athletic Council Class AA Player of the Year in 2019-20 ... averaged 26 points, six assists and five rebounds per game in final high school season before senior campaign was canceled due to the pandemic ... scored over 1,000 career points in only two varsity seasons ... also ran cross country.

## CAREER STATS


				Field Goals		3-Point		F-Throws		Rebounds										Scoring	
SEASON	TEAM	GP-GS	MIN/AVG	FG-FGA	FG%	3FG-3FGA	3FG%	FT-FTA	FT%	OFF	DEF	TOT	AVG	PF-FO	A	TO	BLK	STL	PTS	AVG	
2021-22	HolyCr	31-31	999/32.2	145-370	.392	38-107	.355	75-97	.773	12	101	113	3.6	59-1	74	83	10	45	403	13.0	
2022-23	SBU	12-12	425/35.4	59-145	.407	14-39	.359	38-52	.731	7	31	38	3.2	31-2	54	38	6	24	170	14.2	
TOTAL FOR SBU		12-12	425/35.4	59-145	.407	14-39	.359	38-52	.731	7	31	38	3.2	31-2	54	38	6	24	170	14.2	
TOTAL		43-43	1424/33.1	204-515	.396	52-146	.356	113-149	.758	19	132	151	3.5	90-3	128	121	16	69	573	13.3	

2021 ATLANTIC 10 CHAMPIONS



2022 NIT SEMIFINALISTS





# YANN FARELL

# 2

Freshman | Forward | 6-6 / 200  
Libreville, Gabon | Keystone Academy

## GAME-BY-GAME

Opponent	Date	GS	MIN	Total		3-Pointers		Free throws		Rebounds				PF	A	TO	BLK	STL	PTS	AVG
				FG	FGA	PCT	3FG	3FGA	PCT	FT	FTA	PCT	OFF							
Saint Francis (PA)	11/07/2022	*	23:42	0-1	.000	0-1	.000	2-3	.667	1	4	5	5.0	2	1	1	0	0	2	2.0
at Canisius	11/12/2022	*	09:41	2-2	1,000	1-1	1,000	0-0	.000	0	4	4	4.5	3	0	1	0	0	5	3.5
vs South Dakota St.	11/15/2022	*	30:53	6-10	.600	4-8	.500	0-0	.000	1	10	11	6.7	4	2	1	1	0	16	7.7
Bowling Green	11/19/2022	*	35:26	5-13	.385	4-12	.333	0-0	.000	3	4	7	6.8	2	0	1	2	0	14	9.3
Southern Ind.	11/22/2022	*	30:08	4-8	.500	3-7	.429	2-3	.667	2	5	7	6.8	4	1	3	0	0	13	10.0
vs Notre Dame	11/25/2022	*	30:56	3-9	.333	2-7	.286	3-4	.750	4	10	14	8.0	3	2	1	0	0	11	10.2
Middle Tenn.	11/30/2022	*	37:10	2-6	.333	1-4	.250	1-2	.500	3	5	8	8.0	2	0	2	0	1	6	9.6
at Buffalo	12/03/2022	*	32:53	7-14	.500	2-6	.333	2-6	.333	4	5	9	8.1	1	0	1	1	1	18	10.6
Cleveland St.	12/07/2022	*	32:09	2-4	.500	1-3	.333	0-0	.000	3	5	8	8.1	3	3	1	0	3	5	10.0
vs Iona	12/11/2022	*	35:31	2-7	.286	1-4	.250	0-0	.000	1	3	4	7.7	2	1	2	0	1	5	9.5
FGCU	12/16/2022	*	34:21	1-8	.125	1-4	.250	0-0	.000	5	5	10	7.9	1	2	0	0	0	3	8.9
at Siena	12/19/2022	*	25:08	4-6	.667	3-4	.750	2-2	1,000	1	2	3	7.5	3	0	2	1	1	13	9.3
Totals		12	357:57	38-88	.432	23-61	.377	12-20	.600	28	62	90	7.5	30	12	16	5	7	111	9.3

## Player Averages

Games Played	Minutes/ game	Points/ game	FG Pct	3FG Pct	FT Pct	Rebounds/ game	Assists/ game	Turnovers/ game	Assist/Turnover ratio	Steals/ game	Blocks/ game
12	29.8	9.3	43.2	37.7	60.0	7.5	1.0	1.3	0.8	0.6	0.4

## CAREER HONORS

- A-10 Rookie of the Week, Nov. 21

## 2022-23 SEASON / CAREER HIGHS

### MINUTES

Season 37 vs. MTSU (11/30/22)  
Career Same

### POINTS

Season 18 at Buffalo (12/3/22)  
Career Same

### REBOUNDS

Season 14 vs. Notre Dame (11/25/22)  
Career Same

### FIELD GOALS

Season 7 at Buffalo (12/3/22)  
Career Same

### 3-POINT FIELD GOALS

Season 4, 2x. last vs. BGSU (11/19/22)  
Career Same

### FREE THROWS

Season 3 vs. Notre Dame (11/25/22)  
Career Same

### ASSISTS

Season 3 vs. Cleveland St. (12/7/22)  
Career Same

### STEALS

Season 3 vs. Cleveland St. (12/7/22)  
Career Same

### BLOCKS

Season 2 vs. Bowling Green (11/19/22)  
Career Same

### MISCELLANEOUS


2022-23 in Double Figures 6  
2022-23 Double-Doubles 3

## TOP 5 SCORING PERFORMANCES

- 18 points at Buffalo (12/3/22)
- 16 points vs. So. Dakota St. (11/15/22)
- 14 points vs. BGSU (11/19/22)
- 13 points at Siena (12/19/22)
- 13 points vs. So. Indiana (11/22/22)

## High School / Prep

Played for Brewster Academy in New Hampshire and the PSA Cardinals, a premier New York City AAU program ... in 2021-22, he played for Keystone Academy in Erie, Pa. ... a four-star recruit according to rivals.com, he was praised by scouts for his catch-and-shoot talent, 3-point range, defensive skill and ability to create off the dribble while boasting a 6-foot-11 wingspan ... shot over 65 percent from the floor with PSA, including over 86 percent at the foul stripe. ... ranked as the No. 127 prospect in the entire Class of 2022 by rivals.com and No. 135 by On3.com. Other sources ranked him in the Top 100.



# MOSES FLOWERS

4

R-Junior | Guard | 6-3 / 180  
Dorchester, Mass. | Thayer Academy (Hartford)

## GAME-BY-GAME

Opponent	Date	GS	MIN	Total		3-Pointers		Free throws		Rebounds				PF	A	TO	BLK	STL	PTS	AVG
				FG-FGA	PCT	3FG-3FGA	PCT	FT-FTA	PCT	OFF	DEF	TOT	AVG							
at Canisius	11/12/2022		15:45	0-5	.000	0-3	.000	2-2	1.000	0	0	0	0.0	2	1	0	0	2	2.0	
vs South Dakota St.	11/15/2022		08:39	1-2	.500	0-0	.000	0-0	.000	0	1	1	0.5	2	2	1	0	2	2.0	
Bowling Green	11/19/2022		14:42	1-3	.333	0-0	.000	2-4	.500	0	2	2	1.0	2	2	2	0	0	4	2.7
Southern Ind.	11/22/2022		06:37	1-3	.333	1-2	.500	2-2	1.000	0	2	2	1.3	4	0	1	0	0	5	3.3
vs Notre Dame	11/25/2022		23:07	2-6	.333	1-4	.250	0-0	.000	0	0	0	1.0	0	2	1	0	1	5	3.6
Middle Tenn.	11/30/2022		08:23	1-2	.500	0-1	.000	1-3	.333	0	2	2	1.2	2	1	2	0	0	3	3.5
at Buffalo	12/03/2022		22:47	3-7	.429	1-2	.500	3-4	.750	0	4	4	1.6	2	3	0	0	0	10	4.4
Cleveland St.	12/07/2022		11:03	1-4	.250	1-3	.333	0-0	.000	0	2	2	1.6	1	2	1	0	1	3	4.3
vs Iona	12/11/2022		24:21	4-7	.571	2-2	1.000	0-0	.000	0	1	1	1.6	2	1	3	0	2	10	4.9
FGCU	12/16/2022		28:41	2-7	.286	1-4	.250	0-0	.000	0	2	2	1.6	3	2	3	0	1	5	4.9
at Siena	12/19/2022		27:43	5-6	.833	2-2	1.000	2-2	1.000	1	0	1	1.5	2	3	0	0	2	14	5.7
Totals		0	191:47	21-52	.404	9-23	.391	12-17	.706	1	16	17	1.5	22	19	14	0	7	63	5.7

## Player Averages

Games Played	Minutes/game	Points/game	FG Pct	3FG Pct	FT Pct	Rebounds/game	Assists/game	Turnovers/game	Assist/Turnover ratio	Steals/game	Blocks/game
11	17.4	5.7	40.4	39.1	70.6	1.5	1.7	1.3	1.4	0.6	0.0

## CAREER HONORS

- 2022 America East Third Team All-Conf.
- 2020 America East All-Rookie Team
- America East Rookie of the Week, 4x.

## 2022-23 SEASON / CAREER HIGHS

### MINUTES

Season 28 vs. FGCU (12/16/22)  
Career 39 at CCSU (12/18/21)

### POINTS

Season 14 at Siena (12/19/22)  
Career 28, 2x. last vs. New Hampshire (1/4/20)

### REBOUNDS

Season 4 at Buffalo (12/3/22)  
Career 13 vs. Binghamton (1/26/22)

### FIELD GOALS

Season 5 at Siena (12/19/22)  
Career 11 at New Hampshire (2/2/22)

### 3-POINT FIELD GOALS

Season 2, 2x. last at Siena (12/19/22)  
Career 5, 3x.

### FREE THROWS

Season 3 at Buffalo (12/3/22)  
Career 12 vs. Stony Brook (2/20/22)

### ASSISTS

Season 3, 2x. last at Siena (12/19/22)  
Career 5 at Stony Brook (2/26/20)

### STEALS

Season 2 vs. Iona (12/11/22)  
Career 5 at Stony Brook (2/19/22)

### BLOCKS

Season  
Career 2 vs New Hampshire (1/4/20)

### MISCELLANEOUS

2022-23 in Double Figures 3  
Career in Double Figures 45  
2022-23 Double-Doubles 0

## TOP 5 SCORING PERFORMANCES

1. 28 vs. St. Francis Brooklyn (12/5/19)
- 28 vs. New Hampshire (1/4/20)
3. 27 vs. New Hampshire (2/2/22)
4. 24, 3x. last vs. Stony Brook (2/20/22)

## At Hartford

Played three seasons at Hartford, starting 66 of 69 career games. This past year, he averaged 14.7 points and 6.4 rebounds in nearly 32 minutes per contest for Hartford, members of the America East. Flowers earned a spot on the America East All-Conference Third Team for his work. He scored 844 career points over his first three collegiate seasons ... two-time America East All-Conference selection, picking up a spot on the league's All-Rookie Team in 2019-20. He shot 49.5 percent from the floor this year for the Hawks, leading the team on the boards as well while also ranking third among all America East players in rebounding. In conference play, he led the league with 1.9 steals per contest as well.

## As A Junior (2021-22)

Scored in double-figures 23 times including six 20-point efforts ... named America East All-Conference Third Team.

## As A Sophomore (2020-21)

During the pandemic-shortened season of 2020-21, he started all nine games played for the Hawks before opting out of the remainder of the campaign. He averaged 11.6 points and 5.7 rebounds that season.

## As A Freshman (2019-20)

As a rookie, he was a four-time America East Rookie of the Week while starting 33 of 34 games and posting the third-most minutes by any freshman in Hawks program history (925). He averaged 10.4 points, 3.8 rebounds and 1.4 assists in his first collegiate season.


## CAREER STATS

				Field Goals		3-Point		F-Throws		Rebounds								Scoring		
SEASON	TEAM	GP-GS	MIN/AVG	FG-FGA	FG%	3FG-3FGA	3FG%	FT-FTA	FT%	OFF	DEF	TOT	AVG	PF-FO	A	TO	BLK	STL	PTS	AVG
2019-20	Hart	33-32	924/28.0	119-294	.405	56-157	.357	48-63	.762	20	104	124	3.8	99-4	45	75	7	35	342	10.4
2020-21	Hart	9-9	274/30.5	36-94	.383	12-45	.267	20-27	.741	10	41	51	5.7	27-0	12	34	2	19	104	11.6
2021-22	Hart	29-27	907/31.3	143-296	.483	44-122	.361	79-118	.669	37	146	183	6.3	77-2	53	59	6	43	409	14.1
2022-23	SBU	11-0	192/17.4	21-52	.404	9-23	.391	12-17	.706	1	16	17	1.5	22-0	19	14	0	7	63	5.7
TOTAL FOR SBU		11-0	192/17.4	21-52	.404	9-23	.391	12-17	.706	1	16	17	1.5	22-0	19	14	0	7	63	5.7
TOTAL		82-68	2298/28.0	319-736	.433	121-347	.349	159-225	.707	68	307	375	4.6	225-6	129	182	15	104	918	11.2

2021 ATLANTIC 10 CHAMPIONS



2022 NIT SEMIFINALISTS



# DARYL BANKS III

# 5

R-Junior | Guard | 6-3 / 170  
Somerset, N.J. | The Patrick School (Saint Peter's)

## GAME-BY-GAME

Opponent	Date	GS	MIN	Total		3-Pointers		Free throws		Rebounds				PF	A	TO	BLK	STL	PTS	AVG
				FG-FGA	PCT	3FG-3FGA	PCT	FT-FTA	PCT	OFF	DEF	TOT	AVG							
Saint Francis (PA)	11/07/2022	*	40:00	5-18	.278	2-9	.222	2-2	1.000	1	2	3	3.0	1	3	2	0	1	14	14.0
at Canisius	11/12/2022	*	38:55	5-13	.385	3-7	.429	9-12	.750	0	2	2	2.5	2	3	0	0	0	22	18.0
vs South Dakota St.	11/15/2022	*	40:00	4-15	.267	3-9	.333	3-3	1.000	1	3	4	3.0	4	1	3	0	2	14	16.7
Bowling Green	11/19/2022	*	40:00	10-16	.625	7-11	.636	7-8	.875	1	5	6	3.8	2	3	3	4	1	34	21.0
Southern Ind.	11/22/2022	*	34:07	3-9	.333	2-4	.500	4-7	.571	0	1	1	3.2	3	2	1	1	0	12	19.2
vs Notre Dame	11/25/2022	*	40:00	2-8	.250	2-5	.400	2-2	1.000	0	3	3	3.2	2	3	3	0	0	8	17.3
Middle Tenn.	11/30/2022	*	40:00	3-9	.333	3-6	.500	6-6	1.000	0	3	3	3.1	2	2	5	0	0	15	17.0
at Buffalo	12/03/2022	*	38:35	6-15	.400	0-7	.000	4-5	.800	0	2	2	3.0	4	4	3	0	2	16	16.9
Cleveland St.	12/07/2022	*	40:00	5-17	.294	5-12	.417	0-0	.000	2	1	3	3.0	0	3	1	0	0	15	16.7
vs Iona	12/11/2022	*	40:00	5-14	.357	2-5	.400	2-3	.667	0	4	4	3.1	1	4	2	0	3	14	16.4
FGCU	12/16/2022	*	37:52	6-11	.545	3-6	.500	3-5	.600	0	4	4	3.2	1	1	1	0	3	18	16.5
at Siena	12/19/2022	*	40:00	5-13	.385	1-7	.143	0-0	.000	1	2	3	3.2	3	0	2	0	1	11	16.1
Totals		12	469:29	59-158	.373	33-88	.375	42-53	.792	6	32	38	3.2	25	29	26	5	13	193	16.1

## Player Averages

Games Played	Minutes/game	Points/game	FG Pct	3FG Pct	FT Pct	Rebounds/game	Assists/game	Turnovers/game	Assist/Turnover ratio	Steals/game	Blocks/game
12	39.1	16.1	37.3	37.5	79.2	3.2	2.4	2.2	1.1	1.1	0.4

## CAREER HONORS

- 2021, '22 MAAC Third Team All-Conference
- 2021, '22 MAAC All-Academic Team
- 2020 MAAC All-Rookie Team
- 2022 NABC Honors Court

## 2022-23 SEASON / CAREER HIGHS

### MINUTES

Season 40, 8x.  
Career Same

### POINTS

Season 34 vs. Bowling Green (11/19/22)  
Career Same

### REBOUNDS

Season 6 vs. Bowling Green (11/19/22)  
Career 9 at Monmouth (12/18/20)

### FIELD GOALS

Season 10 vs. Bowling Green (11/19/22)  
Career Same

### 3-POINT FIELD GOALS

Season 7 vs. Bowling Green (11/19/22)  
Career Same

### FREE THROWS

Season 9 at Canisius (11/12/22)  
Career Same

### ASSISTS

Season 4 at Buffalo (12/3/22)  
Career 6 at Canisius (1/1/21)

### STEALS

Season 2 vs. So. Dakota St. (11/15/22)  
Career 5 at SLU (2/6/21)

### BLOCKS

Season 4 vs. Bowling Green (11/19/22)  
Career Same

### MISCELLANEOUS

2022-23 in Double Figures 11  
Career in Double Figures 56

## TOP 5 SCORING PERFORMANCES

1. 34 points vs. BGSU (11/19/22)
2. 27 points vs. Kentucky (3/17/22)
3. 26 points vs. Providence (11/27/21)
4. 25 points vs. Iona (1/3/20)
5. 22 points at Canisius (11/12/22)

## At Saint Peters (2019-22)

Posted 890 career points in three seasons with the Peacocks ... averaged 11.3 points, 2.6 rebounds and 1.4 assists as a junior, leading the Peacocks to a remarkable Elite Eight run by averaging 13.5 points in four NCAA Tournament games ... scored 27 points and went 5-for-8 from long distance in an NCAA Tournament first round upset of Kentucky ... also finished with 14 points in a Sweet 16 victory over Purdue ... scored in double figures 20 times as a junior ... earned All-MAAC Third Team honors as both a sophomore and a junior ... shot better than 36 percent from 3-point range with 100 3-pointers in his last two seasons with the Peacocks and connected on 127 shots from distance in all over his first three years ... started 77 of 89 career games while averaging over 26 minutes per game.

## High School / Prep

Four-year member of the boys basketball team at The Patrick School in Hillside, N.J. ... served as the team captain during his junior and senior seasons ... Played AAU for the NJ Playaz, with five of his teammates earning Division I scholarships ... Member of the National Honor Society.

## CAREER STATS

				Field Goals		3-Point		F-Throws		Rebounds				Scoring						
SEASON	TEAM	GP-GS	MIN/AVG	FG-FGA	FG%	3FG-3FGA	3FG%	FT-FTA	FT%	OFF	DEF	TOT	AVG	PF-FO	A	TO	BLK	STL	PTS	AVG
2019-20	SP	30-21	667/22.2	75-221	.339	27-94	.287	52-66	.788	11	38	49	1.6	35-0	37	38	1	23	229	7.6
2020-21	SP	25-25	764/30.6	96-269	.357	46-123	.374	38-43	.884	19	77	96	3.8	53-0	57	41	8	29	276	11.0
2021-22	SP	34-31	904/26.6	123-321	.383	54-147	.367	85-99	.859	22	65	87	2.6	63-2	49	50	4	37	385	11.3
2022-23	SBU	12-12	469/39.1	59-158	.373	33-88	.375	42-53	.792	6	32	38	3.2	25-0	29	26	5	13	193	16.1
<b>TOTAL FOR SBU</b>		<b>12-12</b>	<b>469/39.1</b>	<b>59-158</b>	<b>.373</b>	<b>33-88</b>	<b>.375</b>	<b>42-53</b>	<b>.792</b>	<b>6</b>	<b>32</b>	<b>38</b>	<b>3.2</b>	<b>25-0</b>	<b>29</b>	<b>26</b>	<b>5</b>	<b>13</b>	<b>193</b>	<b>16.1</b>
<b>TOTAL</b>		<b>101-89</b>	<b>2805/27.8</b>	<b>353-969</b>	<b>.364</b>	<b>160-452</b>	<b>.354</b>	<b>217-261</b>	<b>.831</b>	<b>58</b>	<b>212</b>	<b>270</b>	<b>2.7</b>	<b>176-2</b>	<b>172</b>	<b>155</b>	<b>18</b>	<b>102</b>	<b>1083</b>	<b>10.7</b>

2021 ATLANTIC 10 CHAMPIONS



2022 NIT SEMIFINALISTS





# MAX AMADASUN

R-Sophomore

Center

6-10 / 250

Dublin, Ireland

Our Saviour Lutheran (Pittsburgh)

# 10

## GAME-BY-GAME

### 2022-23 SEASON / CAREER HIGHS

#### MINUTES

Season 18 at Buffalo (12/3/22)  
Career Same

#### POINTS

Season 6 at Buffalo (12/3/22)  
Career Same

#### REBOUNDS

Season 3 vs. Cleveland St. (12/7/22)  
Career 3, 2x.

#### FIELD GOALS

Season 3 at Buffalo (12/3/22)  
Career Same

#### 3-POINT FIELD GOALS

Season N/A  
Career Same

#### FREE THROWS

Season 2 vs. Cleveland St. (12/7/22)  
Career Same

#### ASSISTS

Season N/A  
Career Same

#### STEALS

Season N/A  
Career 1 vs. Vanderbilt (11/24/21)

#### BLOCKS

Season 1 at Buffalo (12/3/22)  
Career Same

#### MISCELLANEOUS

Career in Double Figures 0

### TOP 5 SCORING PERFORMANCES

1. 6 points at Buffalo (12/3/22)
2. 4 points vs. Iona (12/11/22)
- 4 points vs. Cleveland St. (12/7/22)
- 4 points vs. SDSU (11/15/22)

Opponent	Date	GS	MIN	Total		3-Pointers		Free throws		Rebounds											
				FG-FGA	PCT	3FG-3FGA	PCT	FT-FTA	PCT	OFF	DEF	TOT	AVG	PF	A	TO	BLK	STL	PTS	AVG	
Saint Francis (PA)	11/07/2022		05:41	0-0	.000	0-0	.000	0-0	.000	0	0	0	0.0	2	0	1	0	0	0	0.0	
vs South Dakota St.	11/15/2022		14:57	2-4	.500	0-0	.000	0-0	.000	2	0	2	1.0	2	0	1	0	0	4	2.0	
Middle Tenn.	11/30/2022		01:05	0-0	.000	0-0	.000	0-0	.000	0	1	1	1.0	3	0	0	0	0	0	1.3	
at Buffalo	12/03/2022		18:37	3-3	1.000	0-0	.000	0-0	.000	0	1	1	1.0	0	0	0	1	0	6	2.5	
Cleveland St.	12/07/2022		05:22	1-3	.333	0-0	.000	2-2	1.000	1	2	3	1.4	1	0	0	0	0	4	2.8	
vs Iona	12/11/2022		06:19	2-4	.500	0-0	.000	0-0	.000	2	0	2	1.5	2	0	1	0	0	4	3.0	
at Siena	12/19/2022		07:31	0-0	.000	0-0	.000	1-2	.500	1	1	2	1.6	0	1	0	0	0	1	2.7	
Totals		0	59:32	8-14	.571	0-0	.000	3-4	.750	6	5	11	1.6	10	1	3	1	0	19	2.7	

### Player Averages

Games Played	Minutes/game	Points/game	FG Pct	3FG Pct	FT Pct	Rebounds/game	Assists/game	Turnovers/game	Assist/Turnover ratio	Steals/game	Blocks/game
7	8.5	2.7	57.1	0.0	75.0	1.6	0.1	0.4	0.3	0.0	0.1

### As A Sophomore (2021-22)

Played in seven contests ... had two points, two rebounds and a steal ... had an offensive rebound at Notre Dame (3/5) ... grabbed a rebound at Clemson (1/22) ... scored two points and added a steals against Vanderbilt (11/24).

### International Competition

Member of the Ireland Youth National Team program ... competed in the 2016 U16 Euros in England ... averaged 6.8 points, 11.3 rebounds and 2.5 blocks per game ... shot 59.4 percent (19-of-32) from the field ... recorded 15 or more rebounds in three of six games played ... ranked fourth in rebounds, third in offensive rebounds, tied for second in blocked shots and tied for 12th in double-doubles for the tournament ... posted a double-double with 12 points and 16 rebounds against Israel... added four blocked shots ... had 10 points and 11 rebounds versus Hungary... tallied eight points and 16 rebounds against Macedonia ... recorded five blocked shots versus Scotland ... also played on the Ireland U15 Team in 2014.

### High School / Prep

Played for Peter Wehye at Our Saviour Lutheran [N.Y.] ... competed in The Grind Session, the first winter circuit of elite high school basketball events ... helped lead OSL to a 36-4 record and the Great Athletic Conference championship as a senior ... named first team All-GAC and was runner-up for conference defensive player of the year ... averaged 13.0 points and 11.0 rebounds per game ... scored in double figures 26 times and grabbed 10 or more rebounds in 13 games ... posted 12 double-doubles ... registered 10 points, eight rebounds ... ranked 41st among all centers and No. 5 overall recruit out of New York by 247 Sports.

### CAREER STATS

				Field Goals		3-Point		F-Throws		Rebounds				Scoring						
SEASON	TEAM	GP-GS	MIN/AVG	FG-FGA	FG%	3FG-3FGA	3FG%	FT-FTA	FT%	OFF	DEF	TOT	AVG	PF-FO	A	TO	BLK	STL	PTS	AVG
2020-21	UP	4-0	12/3.0	1-5	.200	0-0	.000	0-0	.000	1	2	3	0.8	2-0	0	0	0	0	2	0.5
2021-22	UP	7-0	9/1.2	1-2	.500	0-1	.000	0-0	.000	1	1	2	0.3	2-0	0	0	0	1	2	0.3
2022-23	SBU	7-0	60/8.5	8-14	.571	0-0	.000	3-4	.750	6	5	11	1.6	10-0	1	3	1	0	19	2.7
<b>TOTAL FOR SBU</b>		<b>7-0</b>	<b>60/8.5</b>	<b>8-14</b>	<b>.571</b>	<b>0-0</b>	<b>.000</b>	<b>3-4</b>	<b>.750</b>	<b>6</b>	<b>5</b>	<b>11</b>	<b>1.6</b>	<b>10-0</b>	<b>1</b>	<b>3</b>	<b>1</b>	<b>0</b>	<b>19</b>	<b>2.7</b>
<b>TOTAL</b>		<b>18-0</b>	<b>80/4.4</b>	<b>10-21</b>	<b>.476</b>	<b>0-1</b>	<b>.000</b>	<b>3-4</b>	<b>.750</b>	<b>8</b>	<b>8</b>	<b>16</b>	<b>0.9</b>	<b>14-0</b>	<b>1</b>	<b>3</b>	<b>1</b>	<b>1</b>	<b>23</b>	<b>1.3</b>

2021 ATLANTIC 10 CHAMPIONS



2022 NIT SEMIFINALISTS



# ANOUAR MELLOOUK

# 11

R-Freshman

Forward

6-8 / 200

Amsterdam, Netherlands

Fork Union Military Academy

## GAME-BY-GAME

Opponent	Date	GS	MIN	Total		3-Pointers		Free throws		Rebounds											
				FG-FGA	PCT	3FG-3FGA	PCT	FT-FTA	PCT	OFF	DEF	TOT	AVG	PF	A	TO	BLK	STL	PTS	AVG	
Saint Francis (PA)	11/07/2022	*	19:00	4-6	.667	0-1	.000	0-0	.000	0	1	1	1.0	3	0	1	1	0	8	8.0	
at Canisius	11/12/2022	*	24:43	6-9	.667	0-0	.000	1-1	1.000	1	1	2	1.5	3	0	2	2	1	13	10.5	
vs South Dakota St.	11/15/2022	*	09:32	0-2	.000	0-0	.000	0-0	.000	0	1	1	1.3	5	0	2	0	1	0	7.0	
Bowling Green	11/19/2022		09:32	1-3	.333	0-0	.000	0-0	.000	0	1	1	1.3	0	0	0	0	0	2	5.8	
Southern Ind.	11/22/2022		09:37	2-2	1.000	0-0	.000	0-0	.000	0	2	2	1.4	4	0	3	1	0	4	5.4	
vs Notre Dame	11/25/2022		03:10	0-0	.000	0-0	.000	0-0	.000	0	0	0	1.2	0	0	0	0	0	0	4.5	
Middle Tenn.	11/30/2022		10:51	1-1	1.000	0-0	.000	2-2	1.000	1	0	1	1.1	3	0	1	0	1	4	4.4	
at Buffalo	12/03/2022		07:16	1-3	.333	0-0	.000	0-0	.000	0	1	1	1.1	3	0	1	0	0	2	4.1	
Cleveland St.	12/07/2022		08:34	0-5	.000	0-1	.000	0-0	.000	5	1	6	1.7	4	0	0	0	1	0	3.7	
vs Iona	12/11/2022		03:06	0-0	.000	0-0	.000	0-0	.000	0	0	0	1.5	1	0	0	0	1	0	3.3	
FGCU	12/16/2022		05:58	0-3	.000	0-1	.000	0-0	.000	0	0	0	1.4	0	0	0	0	0	0	3.0	
Totals		3	111:19	15-34	.441	0-3	.000	3-3	1.000	7	8	15	1.4	26	0	10	4	5	33	3.0	

## Player Averages

Games Played	Minutes/game	Points/game	FG Pct	3FG Pct	FT Pct	Rebounds/game	Assists/game	Turnovers/game	Assist/Turnover ratio	Steals/game	Blocks/game
11	10.1	3.0	44.1	0.0	100.0	1.4	0.0	0.9	0.0	0.5	0.4

## 2022-23 SEASON / CAREER HIGHS

### MINUTES

Season 24 at Canisius (11/12/22)  
Career Same

### POINTS

Season 13 at Canisius (11/12/22)  
Career Same

### REBOUNDS

Season 6 vs. Cleveland St. (12/7/22)  
Career Same

### FIELD GOALS

Season 6 at Canisius (11/12/22)  
Career Same

### 3-POINT FIELD GOALS

Season  
Career

### FREE THROWS

Season 2 vs. Middle Tenn. (11/30/22)  
Career Same

### ASSISTS

Season  
Career

### STEALS

Season 1, 5x.  
Career

### BLOCKS

Season 2 at Canisius (11/12/22)  
Career Same

### MISCELLANEOUS

2022-23 in Double Figures 1  
Career in Double Figures 1

## TOP 5 SCORING PERFORMANCES

1. 13 points at Canisius (11/12/22)
2. 8 points vs. St. Francis (PA) (11/7/22)
3. 4 points vs. So. Indiana (11/22/22)
- 4 points vs. MTSU (11/30/22)
5. 2 points, 2x.

## PRONUNCIATION

ANN-wahare (run 'wah'  
and 'are' sounds together)  
MELL-ook

## High School / Prep

Played two seasons at Fork Union (Va.) Military Academy ... averaged 15.4 points, 7.0 rebounds, 2.0 blocks and 1.2 steals per game while shooting better than 59 percent overall from the floor and over 30 percent from long distance in 2020-21 for Fork Union's postgrad team ... began playing basketball just five years before his enrollment at SBU ... reached the national championship for club team Triple Threat before leaving The Netherlands for the United States ... started playing basketball six years ago ... also played soccer as a defenseman ... called the opportunity to learn from Bona's starting five in the 2021-22 season as a key reason for joining the program ... favorite NBA team is Milwaukee Bucks and his favorite player is Giannis Antetokounmpo.



# BRETT RUMPEL

R-Freshman

Guard

6-4 / 190

Binghamton, N.Y.

Seton Catholic

# 24

## GAME-BY-GAME

Opponent	Date	GS	MIN	Total		3-Pointers		Free throws		Rebounds				PF	A	TO	BLK	STL	PTS	AVG
				FG-FGA	PCT	3FG-3FGA	PCT	FT-FTA	PCT	OFF	DEF	TOT	AVG							
Middle Tenn.	11/30/2022		01:57	0-1	.000	0-0	.000	0-0	.000	0	0	0	0.0	0	0	0	0	0	0	0.0
at Buffalo	12/03/2022		06:36	0-1	.000	0-0	.000	0-0	.000	0	0	0	0.0	0	0	3	0	0	0	0.0
Cleveland St.	12/07/2022		04:46	0-1	.000	0-0	.000	0-0	.000	0	2	2	0.7	2	0	1	0	0	0	0.0
FGCU	12/16/2022		07:26	0-0	.000	0-0	.000	3-4	.750	0	0	0	0.5	1	2	0	0	1	3	0.8
at Siena	12/19/2022		07:27	1-1	1.000	0-0	.000	0-1	.000	0	0	0	0.4	2	0	1	0	0	2	1.0
<b>Totals</b>		<b>0</b>	<b>28:12</b>	<b>1-4</b>	<b>.250</b>	<b>0-0</b>	<b>.000</b>	<b>3-5</b>	<b>.600</b>	<b>0</b>	<b>2</b>	<b>2</b>	<b>0.4</b>	<b>5</b>	<b>2</b>	<b>5</b>	<b>0</b>	<b>1</b>	<b>5</b>	<b>1.0</b>

## Player Averages

Games Played	Minutes/ game	Points/ game	FG Pct	3FG Pct	FT Pct	Rebounds/ game	Assists/ game	Turnovers/ game	Assist/Turnover ratio	Steals/ game	Blocks/ game
5	5.6	1.0	25.0	0.0	60.0	0.4	0.4	1.0	0.4	0.2	0.0

## 2022-23 SEASON / CAREER HIGHS

### MINUTES

Season 7 at Siena (12/19/22)  
 Career Same

### POINTS

Season 3 vs. FGCU (12/16/22)  
 Career Same

### REBOUNDS

Season 2 vs. Cleveland St. (12/7/22)  
 Career Same

### FIELD GOALS

Season 1 at Siena (12/19/22)  
 Career Same

### 3-POINT FIELD GOALS

Season  
 Career

### FREE THROWS

Season  
 Career

### ASSISTS

Season 2 vs. FGCU (12/16/22)  
 Career Same

### STEALS

Season 1 vs. FGCU (12/16/22)  
 Career Same

### BLOCKS

Season  
 Career

### MISCELLANEOUS

2022-23 in Double Figures  
 Career in Double Figures

## TOP 5 SCORING PERFORMANCES

1. 3 points vs. FGCU (12/16/22)
2. 2 points at Siena (12/19/22)

## As A Freshman (2021-22)

Redshirted season.

## High School / Prep

A product of Seton Catholic Central in Binghamton, the 6-foot-4 guard averaged 35 points and nearly 10 rebounds over 22 games during his junior season while leading the Saints to a sectional championship ... his production earned New York Class B First Team All-State honors, highlighted by a 45-point performance along with nine rebounds, five blocks and four assists in the Section 4, Class B final four days after pouring in 42 points in the semifinals ... in a shortened senior campaign that was limited to just eight games due to the pandemic, he averaged an eye-popping 45.5 points and 11.3 rebounds along with nearly five assists per contest ... played AAU ball with Albany City Rocks ... New Recruit Media described Rumpel as being "arguably the quickest guard in the nation."





# CHAD VENNING

# 32

R-Sophomore

F/C

6-10 / 270

Brooklyn, N.Y.

Woodstock Academy (Morgan State)

## GAME-BY-GAME

Opponent	Date	GS	MIN	Total FG-FGA	PCT	3-Pointers 3FG-3FGA	PCT	Free throws FT-FTA	PCT	Rebounds OFF DEF TOT	AVG	PF	A	TO	BLK	STL	PTS	AVG
Saint Francis (PA)	11/07/2022		15:18	3-4	.750	0-0	.000	1-2	.500	1 5	6.0	5	1	0	0	0	7	7.0
at Canisius	11/12/2022		20:16	4-6	.667	0-0	.000	3-4	.750	2 2	4.0	3	0	1	0	0	11	9.0
vs South Dakota St.	11/15/2022		15:21	1-5	.200	0-0	.000	0-0	.000	0 3	3.0	5	0	0	0	1	2	6.7
Bowling Green	11/19/2022	*	30:28	3-5	.600	0-0	.000	9-12	.750	4 3	7.0	1	1	2	2	0	15	8.8
Southern Ind.	11/22/2022	*	30:23	9-15	.600	0-0	.000	3-4	.750	2 5	7.0	1	0	1	3	0	21	11.2
vs Notre Dame	11/25/2022	*	36:50	7-12	.583	0-0	.000	0-0	.000	4 7	11.0	3	2	0	2	1	14	11.7
Middle Tenn.	11/30/2022	*	28:04	5-7	.714	0-0	.000	3-4	.750	0 2	2.0	3	2	1	2	0	13	11.9
at Buffalo	12/03/2022	*	12:41	0-3	.000	0-0	.000	0-0	.000	2 1	3.0	5	0	3	0	0	0	10.4
Cleveland St.	12/07/2022	*	26:04	6-8	.750	0-0	.000	0-2	.000	1 5	6.0	2	1	3	2	1	12	10.6
vs Iona	12/11/2022	*	30:35	7-15	.467	0-0	.000	0-1	.000	3 7	10.0	3	0	3	2	0	14	10.9
FGCU	12/16/2022	*	34:02	5-13	.385	0-0	.000	5-6	.833	3 4	7.0	2	2	3	4	1	15	11.3
at Siena	12/19/2022	*	32:26	6-12	.500	0-0	.000	0-1	.000	1 1	2.0	5	1	3	1	1	12	11.3
<b>Totals</b>		<b>9</b>	<b>312:29</b>	<b>56-105</b>	<b>.533</b>	<b>0-0</b>	<b>.000</b>	<b>24-36</b>	<b>.667</b>	<b>23 45</b>	<b>68 5.7</b>	<b>38 10</b>	<b>20 18</b>	<b>5 136</b>	<b>11.3</b>			

## Player Averages

Games Played	Minutes/game	Points/game	FG Pct	3FG Pct	FT Pct	Rebounds/game	Assists/game	Turnovers/game	Assist/Turnover ratio	Steals/game	Blocks/game
12	26.0	11.3	53.3	0.0	66.7	5.7	0.8	1.7	0.5	0.4	1.5

## CAREER HONORS

- Atlantic 10 Player of the Week (11/28/22)
- 2022 Gotham Classic MVP

## 2022-23 SEASON / CAREER HIGHS

### MINUTES

Season 36 vs. Notre Dame (11/25/22)  
Career Same

### POINTS

Season 21 vs. So. Indiana (11/22/22)  
Career Same

### REBOUNDS

Season 11 vs. Notre Dame (11/25/22)  
Career Same

### FIELD GOALS

Season 9 vs. So. Indiana (11/22/22)  
Career Same

### 3-POINT FIELD GOALS

Season N/A  
Career N/A

### FREE THROWS

Season 9 vs. Bowling Green (11/19/22)  
Career Same

### ASSISTS

Season 2, 2x.  
Career 2, 3x.

### STEALS

Season 1, 4x.  
Career 1, 11x.

### BLOCKS

Season 4 vs. FGCU (12/16/22)  
Career 4, 3x.

### MISCELLANEOUS

2022-23 in Double Figures 8  
Career in Double Figures 15  
2022-23 Double-Doubles 2  
Career Double-Doubles 2

## TOP 5 SCORING PERFORMANCES

- 21 points vs. So. Indiana (11/22/22)
- 17 points vs. SC State (1/10/22)
- 15 points vs. BGSU (11/19/22)  
15 points vs. UMES (1/31/22)  
15 points vs. SC State (3/10/22)

## At Morgan State

Venning played in 42 games over the past two seasons for Morgan State ... in 2021-22, he started the final nine games while posting 7.2 points and 3.0 rebounds per game ... totaled 27 blocks as a sophomore and shot nearly 51 percent from the floor ... made great strides from his freshman to sophomore seasons, adding nearly six points and two rebounds per game to his averages ... scored in double figures seven times for the Bears during '21-22, including a career-best 17 points at South Carolina State ... also delivered 10 points in 21 minutes at NCAA Tournament entrant San Francisco.

## High School / Prep

Spent two years in the New England prep school ranks prior to his commitment to Morgan State. He played at the MacDuffie School prior to suiting up for Woodstock Academy in his final year before hitting the Division I ranks ... boxed for three years as a teenager before shifting to basketball.


## CAREER STATS

				Field Goals		3-Point		F-Throws		Rebounds								Scoring		
SEASON	TEAM	GP-GS	MIN/AVG	FG-FGA	FG%	3FG-3FGA	3FG%	FT-FTA	FT%	OFF	DEF	TOT	AVG	PF-FO	A	TO	BLK	STL	PTS	AVG
2020-21	Morgan	16-0	75/4.7	11-20	.550	0-0	.000	4-9	.444	5	12	17	1.1	15-0	1	14	4	1	26	1.6
2021-22	Morgan	26-11	358/13.8	81-159	.509	0-0	.000	26-48	.542	28	50	78	3.0	50-1	10	35	27	6	188	7.2
2022-23	SBU	12-9	312/26.0	56-105	.533	0-0	.000	24-36	.667	23	45	68	5.7	38-4	10	20	18	5	136	11.3
TOTAL FOR SBU		12-9	312/26.0	56-105	.533	0-0	.000	24-36	.667	23	45	68	5.7	38-4	10	20	18	5	136	11.3
TOTAL		54-20	746/13.8	148-284	.521	0-0	.000	54-93	.581	56	107	163	3.0	103-5	21	69	49	12	350	6.5

2021 ATLANTIC 10 CHAMPIONS



2022 NIT SEMIFINALISTS



# ANQUAN HILL

Sophomore | Forward | 6-9 / 200  
Philadelphia, Pa. | Archbishop Carroll (Fairleigh Dickinson)

# 35

## GAME-BY-GAME

Opponent	Date	GS	MIN	Total		3-Pointers		Free throws		Rebounds				PF	A	TO	BLK	STL	PTS	AVG	
				FG	PCT	3FG	3FGA	FT	FTA	PCT	OFF	DEF	TOT								AVG
Saint Francis (PA)	11/07/2022		16:18	2-4	.500	0-2	.000	1-3	.333	1	4	5	5.0	4	2	0	1	0	5	5.0	
at Canisius	11/12/2022		35:09	3-6	.500	0-2	.000	0-0	.000	0	5	5	5.0	4	1	3	4	2	6	5.5	
vs South Dakota St.	11/15/2022		09:07	0-2	.000	0-1	.000	0-0	.000	0	0	0	3.3	1	0	1	0	0	3	3.7	
Bowling Green	11/19/2022		04:34	0-0	.000	0-0	.000	0-0	.000	0	1	1	2.8	1	0	0	0	0	2	2.8	
Southern Ind.	11/22/2022		09:52	0-0	.000	0-0	.000	0-0	.000	0	3	3	2.8	0	0	1	0	0	2	2.2	
vs Notre Dame	11/25/2022		09:04	1-1	1.000	1-1	1.000	0-0	.000	0	3	3	2.8	0	0	0	0	0	3	2.3	
Middle Tenn.	11/30/2022		02:50	0-0	.000	0-0	.000	0-0	.000	0	0	0	2.4	0	0	0	0	0	2	2.0	
at Buffalo	12/03/2022		08:33	1-1	1.000	0-0	.000	0-0	.000	3	1	4	2.6	0	0	0	0	0	2	2.0	
Cleveland St.	12/07/2022		07:51	0-3	.000	0-1	.000	0-0	.000	1	2	3	2.7	0	0	1	0	0	0	1.8	
vs Iona	12/11/2022		04:29	0-0	.000	0-0	.000	0-0	.000	1	1	2	2.6	0	0	0	0	0	0	1.6	
FGCU	12/16/2022		05:39	0-0	.000	0-0	.000	0-0	.000	0	0	0	2.4	2	0	0	0	0	0	1.5	
at Siena	12/19/2022		14:52	2-2	1.000	0-0	.000	0-0	.000	2	2	4	2.5	3	1	0	0	1	4	1.7	
Totals			0	128:18	9-19	.474	1-7	.143	1-3	.333	8	22	30	2.5	15	4	6	5	3	20	1.7

## Player Averages

Games Played	Minutes/game	Points/game	FG Pct	3FG Pct	FT Pct	Rebounds/game	Assists/game	Turnovers/game	Assist/Turnover ratio	Steals/game	Blocks/game
12	10.7	1.7	47.4	14.3	33.3	2.5	0.3	0.5	0.7	0.3	0.4

## CAREER HONORS

- 2022 NEC Rookie of the Year
- NEC Rookie of the Week, 3x.

## 2022-23 SEASON / CAREER HIGHS

### MINUTES

Season 35 at Canisius (11/12/22)  
Career 43 at CCSU (2/5/22)

### POINTS

Season 6 at Canisius (11/12/22)  
Career 21 vs. Sacred Heart (2/12/22)

### REBOUNDS

Season 5 vs. Saint Francis (PA) (11/7/22)  
Career 11 vs. LIU (1/23/22)

### FIELD GOALS

Season 3 at Canisius (11/12/22)  
Career 9 vs. Sacred Heart (2/12/22)

### 3-POINT FIELD GOALS

Season 1 vs. Notre Dame (11/25/22)  
Career 2, 2x. last vs. St. Francis (PA)

### FREE THROWS

Season 1 vs. Saint Francis (PA) (11/7/22)  
Career 4, 3x. last vs. CCSU

### ASSISTS

Season 2 vs. Saint Francis (PA) (11/7/22)  
Career 7 vs. St. Francis Brooklyn (1/21/22)

### STEALS

Season 2 at Canisius (11/12/22)  
Career 3 vs. Saint Francis (PA) (2/10/22)

### BLOCKS

Season 4 at Canisius (11/12/22)  
Career Same

### MISCELLANEOUS

2022-23 in Double Figures 0  
Career in Double Figures 9  
Career Double-Doubles 2

## TOP 5 SCORING PERFORMANCES

1. 21 points vs. Sacred Heart (2/12/22)
2. 18 points at CCSU (2/5/22)
3. 17 points vs. St. Fran. Brk. (1/21/22)
4. 16 points vs. St. Francis (PA) (2/10/22)
5. 15 points vs. Mt. St. Mary's (1/27/22)

## As A Freshman (2021-22)

Took the top rookie honors in the Northeast Conference following his first collegiate campaign as NEC Rookie of the Year as a freshman at Fairleigh Dickinson ... three-time NEC Rookie of the Week as well, starting 17 of 26 games played including 14 of the final 15 while averaging 7.7 points, 5.2 rebounds and 1.3 assists in 24 minutes per contest ... continued to get stronger as his first season went on, scoring in double figures nine times, with each of those performances coming in the final 13 games of the season ... tallied a season-best 21 points vs. Sacred Heart and also logged a pair of double-doubles.

## High School / Prep

Played his high school ball at Archbishop Carroll where he averaged 17 points per game and led his league on the boards with 13 rebounds per contest, also adding three blocks per game. He was a Pennsylvania All-State selection and second team All-Catholic League honoree.

## CAREER STATS

				Field Goals		3-Point		F-Throws		Rebounds									Scoring	
SEASON	TEAM	GP-GS	MIN/AVG	FG-FGA	FG%	3FG-3FGA	3FG%	FT-FTA	FT%	OFF	DEF	TOT	AVG	PF-FO	A	TO	BLK	STL	PTS	AVG
2021-22	FDU	26-17	625/24.0	81-181	.448	8-29	.276	31-42	.738	40	94	134	5.2	51-1	34	33	23	15	201	7.7
2022-23	SBU	12-0	128/10.7	9-19	.474	1-7	.143	1-3	.333	8	22	30	2.5	15-0	4	6	5	3	20	1.7
TOTAL FOR SBU		12-0	128/10.7	9-19	.474	1-7	.143	1-3	.333	8	22	30	2.5	15-0	4	6	5	3	20	1.7
TOTAL		38-17	753/19.8	90-200	.450	9-36	.250	32-45	.711	48	116	164	4.3	66-1	38	39	28	18	221	5.8

2021 ATLANTIC 10 CHAMPIONS



2022 NIT SEMIFINALISTS

## ST. BONAVENTURE SPECIALTY STATS

Opponent	In The Paint	Off Turnovers	2nd Chance	Fastbreak	Bench	Largest Lead	Ties	Lead Changes	Time Led
SAINT FRANCIS (PA)	<b>44</b> (+12)	<b>23 (+19)</b>	10 (+1)	6 (+2)	12 (+2)	15	4	5	34:59
at Canisius	<b>36 (+14)</b>	4 (-10)	14 (+4)	2 (-2)	19 (-8)	6	<b>9</b>	<b>14</b>	15:23
vs. South Dakota St.	26 (-2)	15 (-6)	8 (+6)	5 (-10)	8 (-18)	9	3	6	15:23
BOWLING GREEN	22 (-18)	13 (-2)	8 (even)	20 (+1)	6 (-16)	20	2	3	35:38
SOUTHERN INDIANA	34 (+4)	16 (+2)	4 (-8)	<b>26 (+16)</b>	9 (-23)	21	2	2	36:30
vs. Notre Dame	18 (-12)	8 (even)	9 (even)	6 (+6)	8 (-2)	13	0	0	<b>39:23</b>
MIDDLE TENNESSEE	22 (-22)	9 (-7)	9 (-2)	2 (-8)	7 (-7)	7	<b>9</b>	6	9:44
at Buffalo	38 (+2)	12 (even)	6 (-4)	14 (-6)	<b>20 (+18)</b>	1	0	2	00:18
CLEVELAND STATE	26 (+4)	8 (-1)	12 (-1)	11 (+4)	7 (-8)	<b>22</b>	2	1	36:35
vs. Iona	34 (-8)	17 (-10)	<b>15 (+9)</b>	8 (-5)	14 (+3)	2	4	4	00:48
FGCU	18 (-14)	18 (+8)	<b>19</b> (+5)	4 (+2)	8 (-25)	4	6	4	7:46
at Siena	36 (+14)	15 (+3)	13 (+1)	2 (+2)	21 (+10)	3	6	13	4:54

## ST. BONAVENTURE START CHART

OPPONENT	1	2	3	4	5	RECORD
SAINT FRANCIS (PA)	Luc	Banks	Evans	Farell	Mellouk	1-0
at Canisius	Luc	Banks	Evans	Farell	Mellouk	1-1
vs. South Dakota State	Luc	Banks	Evans	Farell	Mellouk	1-2
BOWLING GREEN	Luc	Banks	Evans	Farell	Venning	1-0
SOUTHERN INDIANA	Luc	Banks	Evans	Farell	Venning	2-0
vs. Notre Dame	Luc	Banks	Evans	Farell	Venning	3-0
MIDDLE TENNESSEE	Luc	Banks	Evans	Farell	Venning	4-0
at Buffalo	Luc	Banks	Evans	Farell	Venning	4-1
CLEVELAND STATE	Luc	Banks	Evans	Farell	Venning	5-1
vs. Iona	Luc	Banks	Evans	Farell	Venning	5-2
FGCU	Luc	Banks	Evans	Farell	Venning	5-3
at Siena	Luc	Banks	Evans	Farell	Venning	5-4



# ST. BONAVENTURE GAME-BY-GAME

				Total		3-Pointers		Free throws		Rebounds											
Opponent	Date	Score		FG-FGA	PCT	3FG-3FGA	PCT	FT-FTA	PCT	OFF	DEF	TOT	AVG	PF	A	TO	BLK	STL	PTS	AVG	
Saint Francis (PA)	11/07/2022	71-58	W	27-59	.458	4-19	.211	13-20	.650	12	25	37	37.0	19	13	7	2	5	71	71.0	
at Canisius	11/12/2022	80-84	Lot	29-64	.453	6-18	.333	16-23	.696	14	25	39	38.0	22	15	12	7	6	80	75.5	
vs South Dakota St.	11/15/2022	62-66	L	24-63	.381	8-21	.381	6-8	.750	7	22	29	35.0	26	11	18	2	11	62	71.0	
Bowling Green	11/19/2022	81-68	W	25-54	.463	12-28	.429	19-28	.679	11	29	40	36.3	14	14	14	9	4	81	73.5	
Southern Ind.	11/22/2022	80-66	W	27-51	.529	7-16	.438	19-24	.792	5	28	33	35.6	16	10	17	7	5	80	74.8	
vs Notre Dame	11/25/2022	63-51	W	22-54	.407	10-24	.417	9-10	.900	9	29	38	36.0	14	15	11	2	3	63	72.8	
Middle Tenn.	11/30/2022	71-64	W	22-45	.489	6-16	.375	21-30	.700	8	22	30	35.1	18	8	15	4	7	71	72.6	
at Buffalo	12/03/2022	66-83	L	27-60	.450	3-15	.200	9-19	.474	12	20	32	34.8	19	10	13	2	4	66	71.8	
Cleveland St.	12/07/2022	61-42	W	23-65	.354	7-23	.304	8-11	.727	19	30	49	36.3	16	16	11	3	10	61	70.6	
vs Iona	12/11/2022	57-72	L	24-62	.387	5-14	.357	4-7	.571	14	23	37	36.4	15	12	21	4	13	57	69.2	
FGCU	12/16/2022	58-71	L	19-56	.339	8-23	.348	12-17	.706	11	17	28	35.6	16	11	10	4	8	58	68.2	
at Siena	12/19/2022	70-76	L	28-54	.519	6-14	.429	8-13	.615	11	13	24	34.7	22	8	11	3	6	70	68.3	
Total		820		297-687	.432	82-231	.355	144-210	.686	133	283	416	34.7	217	143	160	49	82	820	68.3	
Opponents		801		282-658	.429	65-239	.272	172-251	.685	125	281	406	33.8	187	147	159	36	66	801	66.8	

## St. Bonaventure Averages

Games Played	Points/game	FG Pct	3FG Pct	FT Pct	Rebounds/game	Assists/game	Turnovers/game	Assist/Turnover ratio	Steals/game	Blocks/game
12	68.3	43.2	35.5	68.6	34.7	11.9	13.3	0.9	6.8	4.1

# OPPONENTS GAME-BY-GAME

				Total		3-Pointers		Free throws		Rebounds											
Opponent	Date	Score		FG-FGA	PCT	3FG-3FGA	PCT	FT-FTA	PCT	OFF	DEF	TOT	AVG	PF	A	TO	BLK	STL	PTS	AVG	
Saint Francis (PA)	11/07/2022	71-58	W	20-52	.385	4-19	.211	14-21	.667	10	25	35	35.0	19	12	12	0	1	58	58.0	
at Canisius	11/12/2022	80-84	Lot	26-56	.464	11-22	.500	21-32	.656	11	21	32	33.5	16	14	9	3	2	84	71.0	
vs South Dakota St.	11/15/2022	62-66	L	19-44	.432	3-16	.188	25-30	.833	5	32	37	34.7	10	14	25	4	6	66	69.3	
Bowling Green	11/19/2022	81-68	W	28-70	.400	3-18	.167	9-12	.750	13	22	35	34.8	21	13	9	0	7	68	69.0	
Southern Ind.	11/22/2022	80-66	W	24-63	.381	9-28	.321	9-17	.529	11	20	31	34.0	20	11	15	2	9	66	68.4	
vs Notre Dame	11/25/2022	63-51	W	19-55	.345	2-17	.118	11-15	.733	9	23	32	33.7	12	6	9	2	5	51	65.5	
Middle Tenn.	11/30/2022	71-64	W	27-58	.466	2-18	.111	8-18	.444	14	17	31	33.3	22	9	12	4	8	64	65.3	
at Buffalo	12/03/2022	66-83	L	29-59	.492	7-26	.269	18-21	.857	12	27	39	34.0	16	18	10	5	6	83	67.5	
Cleveland St.	12/07/2022	61-42	W	15-49	.306	1-13	.077	11-22	.500	10	23	33	33.9	13	5	12	4	4	42	64.7	
vs Iona	12/11/2022	57-72	L	27-54	.500	6-19	.316	12-20	.600	8	26	34	33.9	9	21	19	6	7	72	65.4	
FGCU	12/16/2022	58-71	L	26-54	.481	8-25	.320	11-17	.647	14	27	41	34.5	15	13	15	3	7	71	65.9	
at Siena	12/19/2022	70-76	L	22-44	.500	9-18	.500	23-26	.885	8	18	26	33.8	14	11	12	3	4	76	66.8	
Total		801		282-658	.429	65-239	.272	172-251	.685	125	281	406	33.8	187	147	159	36	66	801	66.8	
St. Bonaventure		820		297-687	.432	82-231	.355	144-210	.686	133	283	416	34.7	217	143	160	49	82	820	68.3	

## Opponents Averages

Games Played	Points/game	FG Pct	3FG Pct	FT Pct	Rebounds/game	Assists/game	Turnovers/game	Assist/Turnover ratio	Steals/game	Blocks/game
12	66.8	42.9	27.2	68.5	33.8	12.3	13.3	0.9	5.5	3.0

## ST. BONAVENTURE TEAM HIGHS

<b>POINTS</b>	81		Bowling Green (11/19/2022)
	80		Southern Ind. (11/22/2022)
	80		at Canisius (11/12/2022)
	71		Middle Tenn. (11/30/2022)
	71		Saint Francis (PA) (11/07/2022)
<b>FIELD GOALS MADE</b>	29		at Canisius (11/12/2022)
	27		at Buffalo (12/03/2022)
	27		Southern Ind. (11/22/2022)
	27		Saint Francis (PA) (11/07/2022)
<b>FIELD GOAL ATTEMPTS</b>	65		Cleveland St. (12/07/2022)
	64		at Canisius (11/12/2022)
<b>FIELD GOAL PERCENTAGE</b>	.529	(27-51)	Southern Ind. (11/22/2022)
	.489	(22-45)	Middle Tenn. (11/30/2022)
<b>3 PT FG MADE</b>	12		Bowling Green (11/19/2022)
	10		vs Notre Dame (N) (11/25/2022)
<b>3 PT FG ATTEMPTS</b>	28		Bowling Green (11/19/2022)
	24		vs Notre Dame (N) (11/25/2022)
<b>3 PT FG PERCENTAGE</b>	.438	(7-16)	Southern Ind. (11/22/2022)
	.429	(12-28)	Bowling Green (11/19/2022)
<b>FREE THROWS MADE</b>	21		Middle Tenn. (11/30/2022)
	19		Southern Ind. (11/22/2022)
	19		Bowling Green (11/19/2022)
<b>FREE THROW ATTEMPTS</b>	30		Middle Tenn. (11/30/2022)
	28		Bowling Green (11/19/2022)
<b>FREE THROW PERCENTAGE</b>	.900	(9-10)	vs Notre Dame (N) (11/25/2022)
	.792	(19-24)	Southern Ind. (11/22/2022)
<b>REBOUNDS</b>	49		Cleveland St. (12/07/2022)
	40		Bowling Green (11/19/2022)
<b>ASSISTS</b>	16		Cleveland St. (12/07/2022)
	15		vs Notre Dame (N) (11/25/2022)
	15		at Canisius (11/12/2022)
<b>STEALS</b>	13		vs Iona (N) (12/11/2022)
	11		vs South Dakota St. (N) (11/15/2022)
<b>BLOCKED SHOTS</b>	9		Bowling Green (11/19/2022)

## ST. BONAVENTURE PLAYER HIGHS

<b>POINTS</b>	34		Daryl Banks III vs Bowling Green (11/19/2022)
	23		Kyrell Luc vs Saint Francis (PA) (11/07/2022)
	22		Kyrell Luc vs Middle Tenn. (11/30/2022)
	22		Daryl Banks III at Canisius (11/12/2022)
	21		Chad Venning vs Southern Ind. (11/22/2022)
<b>FIELD GOALS MADE</b>	10		Daryl Banks III vs Bowling Green (11/19/2022)
	9		Chad Venning vs Southern Ind. (11/22/2022)
<b>FIELD GOAL ATTEMPTS</b>	18		Daryl Banks III vs Saint Francis (PA) (11/07/2022)
	17		Daryl Banks III vs Cleveland St. (12/07/2022)
<b>FIELD GOAL PERCENTAGE (min 5 made)</b>	.833	(5-6)	Moses Flowers at Siena (12/19/2022)
	.750	(6-8)	Chad Venning vs Cleveland St. (12/07/2022)
<b>3 PT FG MADE</b>	7		Daryl Banks III vs Bowling Green (11/19/2022)
	5		Daryl Banks III vs Cleveland St. (12/07/2022)
<b>3 PT FG ATTEMPTS</b>	12		Daryl Banks III vs Cleveland St. (12/07/2022)
	12		Yann Farell vs Bowling Green (11/19/2022)
<b>3 PT FG PERCENTAGE (min 2 made)</b>	1.000	(2-2)	Moses Flowers at Siena (12/19/2022)
	1.000	(2-2)	Moses Flowers vs Iona (N) (12/11/2022)
<b>FREE THROWS MADE</b>	9		Chad Venning vs Bowling Green (11/19/2022)
	9		Daryl Banks III at Canisius (11/12/2022)
<b>FREE THROW ATTEMPTS</b>	12		Chad Venning vs Bowling Green (11/19/2022)
	12		Daryl Banks III at Canisius (11/12/2022)
<b>FREE THROW PERCENTAGE (min 3 made)</b>	1.000	(8-8)	Kyrell Luc vs Southern Ind. (11/22/2022)
	1.000	(6-6)	Daryl Banks III vs Middle Tenn. (11/30/2022)
	1.000	(4-4)	Kyrell Luc vs Notre Dame (N) (11/25/2022)
	1.000	(3-3)	Daryl Banks III vs South Dakota St. (N) (11/15/2022)
<b>REBOUNDS</b>	14		Yann Farell vs Notre Dame (N) (11/25/2022)
	11		Chad Venning vs Notre Dame (N) (11/25/2022)
	11		Yann Farell vs South Dakota St. (N) (11/15/2022)
<b>ASSISTS</b>	9		Kyrell Luc at Canisius (11/12/2022)
	6		Kyrell Luc vs Notre Dame (N) (11/25/2022)
	6		Kyrell Luc vs Southern Ind. (11/22/2022)
	6		Kyrell Luc vs Bowling Green (11/19/2022)
<b>STEALS</b>	6		Kyrell Luc vs South Dakota St. (N) (11/15/2022)
	5		Kyrell Luc vs Iona (N) (12/11/2022)
<b>BLOCKED SHOTS</b>	4		Chad Venning vs FGCU (12/16/2022)
	4		Daryl Banks III vs Bowling Green (11/19/2022)
	4		Anquan Hill at Canisius (11/12/2022)
<b>TURNOVERS</b>	9		Kyrell Luc vs Iona (N) (12/11/2022)
	6		Kyrell Luc vs South Dakota St. (N) (11/15/2022)
<b>FOULS</b>	5		Chad Venning at Siena (12/19/2022)
	5		Kyrell Luc vs FGCU (12/16/2022)
	5		Chad Venning at Buffalo (12/03/2022)
	5		Barry Evans vs Notre Dame (N) (11/25/2022)

# ST. BONAVENTURE TEAM LOWS

POINTS	57 58 61 62 63	vs Iona (N) (12/11/2022) FGCU (12/16/2022) Cleveland St. (12/07/2022) vs South Dakota St. (N) (11/15/2022) vs Notre Dame (N) (11/25/2022)
FIELD GOALS MADE	19 22 22	FGCU (12/16/2022) Middle Tenn. (11/30/2022) vs Notre Dame (N) (11/25/2022)
FIELD GOAL ATTEMPTS	45 51	Middle Tenn. (11/30/2022) Southern Ind. (11/22/2022)
FIELD GOAL PERCENTAGE	.339 .354	(19-56) FGCU (12/16/2022) (23-65) Cleveland St. (12/07/2022)
3 PT FG MADE	3 4	at Buffalo (12/03/2022) Saint Francis (PA) (11/07/2022)
3 PT FG ATTEMPTS	14 15	vs Iona (N) (12/11/2022) at Buffalo (12/03/2022)
3 PT FG PERCENTAGE	.200 .211	(3-15) at Buffalo (12/03/2022) (4-19) Saint Francis (PA) (11/07/2022)
FREE THROWS MADE	4 6	vs Iona (N) (12/11/2022) vs South Dakota St. (N) (11/15/2022)
FREE THROW ATTEMPTS	7 8	vs Iona (N) (12/11/2022) vs South Dakota St. (N) (11/15/2022)
FREE THROW PERCENTAGE	.474 .571	(9-19) at Buffalo (12/03/2022) (4-7) vs Iona (N) (12/11/2022)
REBOUNDS	28 29	FGCU (12/16/2022) vs South Dakota St. (N) (11/15/2022)
ASSISTS	8 10 10	Middle Tenn. (11/30/2022) at Buffalo (12/03/2022) Southern Ind. (11/22/2022)
STEALS	3 4 4	vs Notre Dame (N) (11/25/2022) at Buffalo (12/03/2022) Bowling Green (11/19/2022)
BLOCKED SHOTS	2 2	at Buffalo (12/03/2022) vs Notre Dame (N) (11/25/2022)

# OPPONENT TEAM LOWS

POINTS	42 51 58 64 66 66	Cleveland St. (12/07/2022) vs Notre Dame (N) (11/25/2022) Saint Francis (PA) (11/07/2022) Middle Tenn. (11/30/2022) Southern Ind. (11/22/2022) vs South Dakota St. (N) (11/15/2022)
FIELD GOALS MADE	15 19 19	Cleveland St. (12/07/2022) vs Notre Dame (N) (11/25/2022) vs South Dakota St. (N) (11/15/2022)
FIELD GOAL ATTEMPTS	44 44	at Siena (12/19/2022) vs South Dakota St. (N) (11/15/2022)
FIELD GOAL PERCENTAGE	.306 .345	(15-49) Cleveland St. (12/07/2022) (19-55) vs Notre Dame (N) (11/25/2022)
3 PT FG MADE	1 2 2	Cleveland St. (12/07/2022) Middle Tenn. (11/30/2022) vs Notre Dame (N) (11/25/2022)
3 PT FG ATTEMPTS	13 16	Cleveland St. (12/07/2022) vs South Dakota St. (N) (11/15/2022)
3 PT FG PERCENTAGE	.077 .111	(1-13) Cleveland St. (12/07/2022) (2-18) Middle Tenn. (11/30/2022)
FREE THROWS MADE	8 9 9	Middle Tenn. (11/30/2022) Southern Ind. (11/22/2022) Bowling Green (11/19/2022)
FREE THROW ATTEMPTS	12 15	Bowling Green (11/19/2022) vs Notre Dame (N) (11/25/2022)
FREE THROW PERCENTAGE	.444 .500	(8-18) Middle Tenn. (11/30/2022) (11-22) Cleveland St. (12/07/2022)
REBOUNDS	26 31 31	at Siena (12/19/2022) Middle Tenn. (11/30/2022) Southern Ind. (11/22/2022)
ASSISTS	5 6	Cleveland St. (12/07/2022) vs Notre Dame (N) (11/25/2022)
STEALS	1 2	Saint Francis (PA) (11/07/2022) at Canisius (11/12/2022)
BLOCKED SHOTS	0 0	Bowling Green (11/19/2022) Saint Francis (PA) (11/07/2022)
TURNOVERS	9 9 9	vs Notre Dame (N) (11/25/2022) Bowling Green (11/19/2022) at Canisius (11/12/2022)
FOULS	9 10	vs Iona (N) (12/11/2022) vs South Dakota St. (N) (11/15/2022)



# ST. BONAVENTURE SEASON STATS

## Game Records

Record	Overall	Home	Away	Neutral
ALL GAMES	6-6	5-1	0-3	1-2
CONFERENCE	0-0	0-0	0-0	0-0
NON-CONFERENCE	6-6	5-1	0-3	1-2

## Score by Periods

Team	1st	2nd	OT	TOT
St. Bonaventure	371	435	14	820
Opponents	361	422	18	801

## Team Box Score

No. Player					Total		3-Point		F-Throw		Rebounds												
		GP-GS	MIN	AVG	FG-FGA	FG%	3FG-3FGA	3FG%	FT-FTA	FT%	OFF	DEF	TOT	AVG	PF	DQ	A	TO	BLK	STL	PTS	AVG	
5	BANKS III, Daryl	12-12	469:29	39.1	59-158	.373	33-88	.375	42-53	.792	6	32	38	3.2	25	0	29	26	5	13	193	16.1	
1	LUC, Kyrell	12-12	425:17	35.4	59-145	.407	14-39	.359	38-52	.731	7	31	38	3.2	31	2	54	38	6	24	170	14.2	
32	VENNING, Chad	12-9	312:29	26.0	56-105	.533	0-0	.000	24-36	.667	23	45	68	5.7	38	4	10	20	18	5	136	11.3	
2	FARELL, Yann	12-12	357:57	29.8	38-88	.432	23-61	.377	12-20	.600	28	62	90	7.5	30	0	12	16	5	7	111	9.3	
0	EVANS, Barry	12-12	331:52	27.7	31-65	.477	2-9	.222	6-17	.353	28	30	58	4.8	15	1	12	10	5	17	70	5.8	
4	FLOWERS, Moses	11-0	191:47	17.4	21-52	.404	9-23	.391	12-17	.706	1	16	17	1.5	22	0	19	14	0	7	63	5.7	
11	MELLOUK, Anouar	11-3	111:19	10.1	15-34	.441	0-3	.000	3-3	1.000	7	8	15	1.4	26	1	0	10	4	5	33	3.0	
10	AMADASUN, Max	7-0	59:32	8.5	8-14	.571	0-0	.000	3-4	.750	6	5	11	1.6	10	0	1	3	1	0	19	2.7	
35	HILL, Anquan	12-0	128:18	10.7	9-19	.474	1-7	.143	1-3	.333	8	22	30	2.5	15	0	4	6	5	3	20	1.7	
24	RUMPEL, Brett	5-0	28:12	5.6	1-4	.250	0-0	.000	3-5	.600	0	2	2	0.4	5	0	2	5	0	1	5	1.0	
3	NDJOCK-TADJORE, Justin	1-0	08:48	8.8	0-3	.000	0-1	.000	0-0	.000	1	2	3	3.0	0	0	0	0	0	0	0	0.0	
Team											18	28	46					12					
Total		12	2425		297-687	.432	82-231	.355	144-210	.686	133	283	416	34.7	217	8	143	160	49	82	820	68.3	
Opponents		12	2425		282-658	.429	65-239	.272	172-251	.685	125	281	406	33.8	187	2	147	159	36	66	801	66.8	

## Team Statistics

	SBU	OPP
<b>Scoring</b>	<b>820</b>	<b>801</b>
Points per game	68.3	66.8
Scoring margin	+1.6	-
<b>Field goals-att</b>	<b>297-687</b>	<b>282-658</b>
Field goal pct	.432	.429
<b>3 point fg-att</b>	<b>82-231</b>	<b>65-239</b>
3-point FG pct	.355	.272
3-pt FG made per game	6.8	5.4
<b>Free throws-att</b>	<b>144-210</b>	<b>172-251</b>
Free throw pct	.686	.685
F-Throws made per game	12.0	14.3
<b>Rebounds</b>	<b>416</b>	<b>406</b>
Rebounds per game	34.7	33.8
Rebounding margin	+0.8	-
<b>Assists</b>	<b>143</b>	<b>147</b>
Assists per game	11.9	12.3
<b>Turnovers</b>	<b>160</b>	<b>159</b>
Turnovers per game	13.3	13.3
Turnover margin	-0.1	-
Assist/turnover ratio	0.9	0.9
<b>Steals</b>	<b>82</b>	<b>66</b>
Steals per game	6.8	5.5
<b>Blocks</b>	<b>49</b>	<b>36</b>
Blocks per game	4.1	3.0
<b>Winning streak</b>	<b>0</b>	<b>-</b>
Home win streak	0	-
<b>Attendance</b>	<b>18979</b>	<b>12152</b>
Home games-Avg/Game	6-3163	3-4051
Neutral site-Avg/Game	-	3-2757

## Team Results

Date	Opponent		Score	Att.
11/07/2022	Saint Francis (PA)	W	71-58	3436
11/12/2022	at Canisius	Lot	80-84	1903
11/15/2022	vs South Dakota St.	L	62-66	3093
11/19/2022	Bowling Green	W	81-68	3189
11/22/2022	Southern Ind.	W	80-66	3102
11/25/2022	vs Notre Dame	W	63-51	5178
11/30/2022	Middle Tenn.	W	71-64	3089
12/03/2022	at Buffalo	L	66-83	4633
12/07/2022	Cleveland St.	W	61-42	3158
12/11/2022	vs Iona	L	57-72	0
12/16/2022	FGCU	L	58-71	3005
12/19/2022	at Siena	L	70-76	5616

## WHAT'S A BONNIE?

In their earliest years of athletics, Bona teams were referred to as the "Alleganias," then they derived the name "Brownies."

St. Bonaventure made the decision to change their athletics team names to Bonnies in 1992, moving away from a Brown Indians name used in some fashion dating to 1927. Along with the name, the Bonnies adopted a new mascot, the Bona Wolf.

The Bonnies nickname had been used by fans and media members for decades, however. The term "Bonnies" came to be as a shortcut name of St. Bonaventure without any official starting point.

Although the mascot and nickname have changed over the years, what has remained the same are the Brown and White colors, the Brown from the Franciscan Friars' habits and the White from their white cords.

The mascot has ties to the Franciscan tradition that friars of the school live upon. Legend has it that St. Francis of Assisi tamed a fierce wolf at Gubbio, Italy. Thus, this new mascot would also help to represent the religious aspect which is so closely related to St. Bonaventure University itself.



# TV & RADIO SPEED CHART



**BARRY EVANS**  
FRESHMAN - F - 6-8  
BALTIMORE, MD




**KYRELL LUC**  
SOPHOMORE - G - 5-11  
DORCHESTER, MASS.



**YANN FARELL**  
FRESHMAN - F - 6-6  
LIBREVILLE, GABON



**MOSES FLOWERS**  
R-JUNIOR - G - 6-3  
DORCHESTER, MASS.



**DARYL BANKS III**  
R-JUNIOR - G - 6-3  
SOMERSET, N.J.



**MAX AMADASUN**  
R-SOPHOMORE - C - 6-10  
DUBLIN, IRELAND



**ANOUAR MELLOUK**  
R-FRESHMAN - F - 6-8  
AMSTERDAM, NETHERLANDS



**TYLER CURRAN**  
FRESHMAN - G - 6-2  
ALLEGANY, N.Y.



**MELIAN MARTINEZ**  
FRESHMAN - F/C - 6-10  
SANTO DOMINGO, D.R.



**ANTHONY BELARDINELLI**  
JUNIOR - G - 6-3  
UPPER SADDLE RIVER, N.J.



**BRETT RUMPEL**  
R-FRESHMAN - G - 6-4  
BINGHAMTON, N.Y.



**BROEK OSTROM**  
FRESHMAN - G - 6-2  
HOLLEY, N.Y.

## COACHING STAFF

Head Coach: Mark Schmidt (16th season)  
Associate Head Coach: Steve Curran (13th season)  
Assistant Coach: Sean Neal (5th season)  
Assistant Coach: Chris Lowe (2nd season)  
Director of Operations: Matt Pappano (15th season)

## PRONUNCIATION GUIDE

Luc	Luke
Amadasun	Ah-mad-a-sun
Anouar Mellouk	An-wa-are MELL-ook
Curran	Kerr-an
Belardinelli	BELL-are-din-elli
Broek Ostrom	Brock Oh-strom



**CHAD VENNING**  
R-SOPHOMORE - F - 6-10  
BROOKLYN, N.Y.



**ANQUAN HILL**  
SOPHOMORE - F - 6-9  
PHILADELPHIA, PA