



ST. BONAVENTURE BASKETBALL

2021 ATLANTIC 10 CHAMPIONS | 2019 ATLANTIC 10 RUNNER-UP | 2018 NCAA TOURNAMENT | 2022 NIT SEMIFINALS
2016 ATLANTIC 10 REGULAR SEASON CO-CHAMPIONS | 2012 ATLANTIC 10 CHAMPIONS | 8 NCAA TOURNAMENTS

2022-23 SCHEDULE

RECORD: 6-5 || A-10 RECORD: 0-0
HOME: 5-1 || AWAY: 0-2 || NEUTRAL: 1-2

NOVEMBER (5-2)

Nov. 7	ST. FRANCIS (PA) (TV: ESPN+)	W, 71-58
Nov. 12	at Canisius (TV: ESPN+)	L, 84-80 (OT)
Nov. 15	vs. So. Dakota St. (TV: ESPN+)	L, 66-62
Nov. 19	BOWLING GREEN (TV: ESPN+)	W, 81-68
Nov. 22	SO. INDIANA (TV: ESPN+)	W, 80-66
Nov. 25	vs. Notre Dame ! (TV: ESPN+)	W, 63-51
Nov. 30	MIDDLE TENN. (TV: ESPN+)	W, 71-64

DECEMBER

Dec. 3	at Buffalo (TV: ESPN+)	L, 83-66
Dec. 7	CLEVELAND ST. (TV: ESPN+)	W, 61-42
Dec. 11	vs. Iona % (TV: YES Network)	L, 72-57
Dec. 16	FGCU (TV: ESPN+)	L, 71-58
Dec. 19	at Siena (TV: ESPN+)	7:00 p.m.
Dec. 22	at No. Iowa (TV: ESPN+)	8:00 p.m.
Dec. 31	UMASS* (TV: ESPN+)	2:00 p.m.

JANUARY

Jan. 4	GEORGE MASON* (TV: ESPN+)	7:00 p.m.
Jan. 7	at Saint Louis* (TV: ESPN+)	4:00 p.m.
Jan. 11	at Rhode Island* (TV: ESPN+)	7:00 p.m.
Jan. 14	RICHMOND* (TV: USA)	2:30 p.m.
Jan. 18	DUQUESNE* (TV: ESPN+)	7:00 p.m.
Jan. 21	at Loyola Chicago* (TV: ESPN+)	4:00 p.m.
Jan. 25	FORDHAM* (TV: ESPN+)	7:00 p.m.
Jan. 28	at VCU* (TV: CBSSN+)	6:00 p.m.

FEBRUARY

Feb. 1	at Richmond* (TV: ESPN+)	7:00 p.m.
Feb. 4	DAYTON* (TV: ESPN2/U)	8:00 p.m.
Feb. 8	LA SALLE* (TV: ESPN+)	7:00 p.m.
Feb. 11	at Duquesne* (TV: USA)	12:30 p.m.
Feb. 15	at Fordham* (TV: ESPN+)	7:00 p.m.
Feb. 19	GW* (TV: USA)	2:00 p.m.
Feb. 22	at Davidson* (TV: NBC Digital)	7:00 p.m.
Feb. 26	SAINT JOSEPH'S* (TV: ESPN+)	12:00 p.m.

MARCH

March 4	at UMASS* (TV: USA)	2:30 p.m.
March 7-12	A-10 Tournament (Brooklyn, N.Y.)	

Home games in BOLD ALL CAPS

All times Eastern

* - Atlantic 10 Game

! - Gotham Classic (Belmont Park, N.Y.)

% - Basketball Hall of Fame Invite (Brooklyn, N.Y.)

FOLLOW THE BONNIES

- Twitter @GoBonnies
- @BonniesMBB
- Instagram @GoBonnies
- @bonnies_mbb
- Facebook GoBonnies
- YouTube: GoBonniesTV



ST. BONAVENTURE (6-5, 0-0 A-10)

AT

SIENA (5-5, 1-0 MAAC)



QUICK COMPARISON

68.2 ppg	Points Per Game	71.1 ppg
65.9 ppg	Points Allow Per Game	70.7 ppg
+11	Rebound Margin	+2.9
.425	Field Goal Pct.	.450
.350	3-Point Pct.	.375
13.5	Turnovers Per Game	15.6



ST. BONAVENTURE QUICK FACTS

Head Coach: Mark Schmidt
Record at SBU: 274-200 / 16th season
Scoring Leader: Daryl Banks III (16.5 ppg)
Rebounds Leader: Yann Farell (7.9 rpg)
Assists Leader: Kyrell Luc (4.7 apg)






SIENA QUICK FACTS

Head Coach: Carmen Maciariello
Record at Siena: 52-34 / 4th season
Scoring Leader: Javian McCollum (16.7 ppg)
Rebounds Leader: Jared Billups (6.7 rpg)
Assists Leader: Javian McCollum (4.5 apg)

Monday, Dec. 19 // MVP Arena // Albany, N.Y. // TV: ESPN+

- Monday night brings the renewal of the Br. Ed Coughlin Franciscan Cup as sister schools St. Bonaventure and Siena meet for the 44th time overall, and 12th time battling for the Franciscan Cup. The Bonnies are in possession of the Cup after last year's win and own a 7-4 advantage in Franciscan Cup contests.
- St. Bonaventure is seeking its first true road win this season, dropping previous road games at Canisius (Nov. 12) and at Buffalo (Dec. 3). The Bonnies are 1-4 away from home this year including neutral court contests, with the one victory being a convincing 63-51 victory over Notre Dame Nov. 25 at UBS Arena on Long Island. The Bonnies will wrap non-conference play with a pair of road games, first at Siena and then Thursday at Northern Iowa for nearly a full week on the road before the Christmas break. A-10 action begins with back-to-back home games vs. UMass (Dec. 31) and George Mason (Jan. 4).
- Freshman **Yann Farell** has turned in some of his best early career performances away from home. The first-year forward averages 11.0 points and 8.4 rebounds while shooting nearly 48% from the floor away from the Reilly Center.
- The Bonnies are looking to snap out of an offensive slump. St. Bonaventure has failed to reach 62 points in three consecutive contests for the first time in four years – and there are parallels in those two stretches. The last time the Bonnies had a similar offensive funk was December 2018, during a five-game losing skid that closed non-conference play and wrapped in the A-10 opener that year. Bona's young squad stood 4-10, relying on three freshman starters, at the end of that stretch with a roster filled with inexperienced players, but would ultimately reach the Atlantic 10 Championship Game that year. Four years later, the Bonnies have many new faces again, including an entirely new starting five with two freshmen, and look to use early season bumps in the road as building blocks for an A-10 run.
- St. Bonaventure has been impeccable at avoiding losing streaks in recent years. The Bonnies have not lost three games in a row since Jan. 18-25, 2020.

ST. BONAVENTURE LAST GAME STARTERS

									
0 • BARRY EVANS FORWARD • FR.	1 • KYRELL LUC GUARD • SO.	2 • YANN FARELL FORWARD • FR.	5 • DARYL BANKS III GUARD • R-JR.	32 • CHAD VENNING FORWARD • R-SO.					
PPG	RPG	PPG	RPG	PPG	RPG	PPG	RPG	PPG	RPG
6.1	5.0	14.5	3.2	8.9	7.9	16.5	3.2	11.3	6.0
APG	MPG	APG	MPG	APG	MPG	APG	MPG	APG	MPG
1.1	29.0	4.7	35.7	1.1	30.3	2.6	39.0	0.8	25.5

RESERVES

#	Name	Pos.	Yr.	PPG	RPG	MPG	Notes
4	Moses Flowers	G	R-Jr.	4.9	1.6	16.4	10 points in 24 min vs. Iona
10	Max Amadasun	C	R-So.	3.0	1.5	8.7	4.7 ppg, 2.0 rpg, 13.3 mpg last 3 games played
11	Anouar Mellouk	F	R-Fr.	3.0	1.4	10.1	Started first 3 games of season
15	Tyler Curran	G	Fr.	--	--	--	Planning to redshirt
21	Melían Martínez	F/C	Fr.	--	--	--	Planning to redshirt
24	Brett Rumpel	G	R-Fr.	0.8	0.5	5.2	Made collegiate debut Nov. 30
35	Anquan Hill	F	So.	1.5	2.4	10.3	2022 NEC Rookie of the Year (at FDU)

ST. BONAVENTURE BASKETBALL



NUMERICAL

No.	Name	Pos.	Class	Ht.	Wt.	Hometown/High School	Major
0	Barry Evans	F	Fr.	6-8	205	Baltimore, MD/Baltimore Poly	Sociology
1	Kyrell Luc	G	So.	5-11	165	Dorchester, Mass./Brimmer & May (Holy Cross)	Sport Management
2	Yann Farell	F	Fr.	6-6	200	Libreville, Gabon / Keystone Academy	Computer Science
4	Moses Flowers	G	R-Jr.	6-3	180	Dorchester, Mass. / Thayer Acad. (Hartford)	Management
5	Daryl Banks III	G	R-Jr.	6-3	170	Somerset, N.J. / Patrick School (Saint Peter's)	Sport Management
10	Max Amadasun	C	R-So.	6-10	250	Dublin, Ireland / Our Saviour Lutheran (Pitt)	Computer Science
11	Anouar Mellouk	F	R-Fr.	6-8	205	Amsterdam, Netherlands / Fork Union	Criminology
15	Tyler Curran	G	Fr.	6-2	185	Allegany, N.Y. / Allegany-Limestone	Management
21	Melian Martinez	F/C	Fr.	6-10	200	Santo Domingo, D.R. / N. Fla. Educational Inst.	Sport Management
23	Anthony Belardinelli	G	Jr.	6-3	185	Upper Saddle River, N.J. / N. Highlands Reg.	Business Management
24	Brett Rumpel	G	R-Fr.	6-4	190	Binghamton, N.Y. / Seton Catholic	Undeclared Business
30	Broek Ostrom	G	Fr.	6-2	185	Holley, N.Y. / Holley	Sport Studies
32	Chad Venning	F	R-So.	6-10	270	Brooklyn, N.Y. / Woodstock Acad. (Morgan St.)	Management
35	Anquan Hill	F	So.	6-9	200	Philadelphia, Pa. / Archbishop Carroll	Undeclared Business

Pronunciation Guide

Luc	Luke
Amadasun	Ah-mad-a-sun
Anouar Mellouk	ANN-wa-are (run 'wah' and 'are' sounds together) MELL-ook
Curran	Kerr-an
Rumpel	Rumple
Belardinelli	BELL-are-din-elli
Broek Ostrom	Brock Oh-strom

MEDIA SERVICES/POLICIES: All interviews with St. Bonaventure coaches, student-athletes and administrators must be coordinated through the Athletics Communications Office. Head coach Mark Schmidt and players may be requested for interviews in post-game. Players and coaches also have media availability via Zoom on the day prior to games 30 minutes before the start of that day's practice. Media members wishing to request interviews must contact Director of Athletics Communications Scott Eddy at seddy@sbu.edu. Press releases, game notes and statistics can be obtained through the official home of the Bonnies, www.GoBonnies.com.

ST. BONAVENTURE QUICK FACTS

UNIVERSITY FACTS

Location: St. Bonaventure, N.Y.

Founded: 1858

Enrollment: 2,624 (1,800 undergraduate)

Colors: Brown (PMS 476) and White

Nickname: Bonnies

Home Court: Reilly Center

Athletics Director: Joe Manhertz



COACHING STAFF

Head Coach: Mark Schmidt (Boston College '85)

Record at SBU: 274-200 / All-Time Record: 356-290

Assistant Coaches:

Steve Curran, Associate Head Coach (Merrimack '92, 13th Season)

Sean Neal (La Salle '07, '11, 5th Season)

Chris Lowe (UMass '09, 2nd Season)

Director Of Basketball Operations:

Matt Pappano (St. Bonaventure '07, 15th Season)

MEDIA RELATIONS

Men's Basketball Contact: Scott Eddy

Office Phone: 716-375-4019

Cell Phone: 716-397-3462

Email Address: seddy@sbu.edu

Athletics Website: GoBonnies.com

SOCIAL MEDIA

Athletics Twitter: @GoBonnies / @BonniesMBB

Athletics YouTube: GoBonniesTV

Athletics Instagram: GoBonnies

Athletics Hashtags: #Bonnies | #Unfurl

ALL-TIME RECORD

- 103rd season of men's basketball
- Years: 1919 to present (no team 1943-44)
- NCAA Tournament appearances: 8
- NCAA Tournament record: 7-10
- NIT appearances: 17

NCAA TOURNAMENT HISTORY

- Appearances (8): 2021, 2018, 2012, 2000, 1978, 1970, 1968, 1961
- Regional Semifinals (3): 1970, 1968, 1961
- Final Fours (1): 1970

NIT HISTORY

- Appearances (17): 2022, 2016, 2002, 2001, 1998, 1995, 1983, 1979, 1977, 1971, 1964, 1960, 1959, 1958, 1957, 1952, 1951
- Championships (1): 1977
- Final Fours (2): 2022, 1977

WE ARE ST. BONAVENTURE

The appropriate reference for our institution is St. Bonaventure University - the term "St. Bonnies" is an unacceptable University reference.

BR. ED COUGHLIN FRANCISCAN CUP

- The Franciscan Cup competition began in 2010, and has held special meaning since being renamed in 2019. The trophy awarded to the victor of the annual meeting between St. Bonaventure and Siena was renamed in honor of Br. Ed Coughlin, OFM, who passed away July 30, 2019, following complications from heart surgery. Coughlin earned his bachelor's degree from St. Bonaventure and returned to the University in the late 1970s, working several assignments including serving twice as director of the college's Franciscan Institute, overseeing the research program's academic course offerings and publications, and working on the summer faculty. In 1996, he was named provincial secretary of the Holy Name Province of the Order of Friars Minor. Br. Ed, as he was known across both campuses, became Siena College president in November 2014. He also served on the Board of Trustees at both institutions.

BONNIES BITES

- Freshman **Yann Farell** ranks fourth among all Atlantic 10 players and leads all A-10 freshmen on the boards so far this year, hauling in 7.9 rpg. Farell had posted at least seven rebounds in seven straight games prior to finishing with four vs. Iona.
- **Kyrell Luc** and **Barry Evans** both rank in the A-10's top five for steals this season. Luc leads the league with 24 steals (2.2 spg) as of Dec. 17, while Evans leads all freshmen and ranks fifth overall at 1.5 spg.
- Luc has six games of five or more assists, but each of those contests came in the first six games of the year. He finished with a season-low two assists Friday vs. FGCU.
- **Chad Venning** matched his career high, and set his personal best in a Bonnies uniform, with four blocks Friday vs. FGCU.
- Venning ranks seventh in the A-10 with 17 blocks this season. As a team, the Bonnies rank 85th in the country at 4.2 blocks per game.
- **Daryl Banks III** played in his 100th career game on Friday night. He scored a team-best 18 points, finishing with his 55th career game of double-figure scoring.
- Redshirt freshman **Brett Rumpel** posted his first three career points (all at the foul line) and first two career assists Dec. 16 vs. FGCU. After red-shirting last season, the Binghamton native missed nearly two months of practices, and the first month of the season, due to a broken bone in his foot suffered in an early October practice.

VENNING VAULTS INTO STARTING FIVE

- Redshirt sophomore **Chad Venning** has made a huge splash since joining the Bonnies starting lineup Nov. 19 vs. Bowling Green.
- Venning was named Gotham Classic MVP after dominating inside with 14 points and career-high 11 rebounds on 7-of-12 shooting vs. Notre Dame Nov. 25.
- **He was honored as the Atlantic 10 Co-Player of the Week Nov. 28.** Venning is the first Bona's big man to earn A-10 Player of the Week accolades since Andrew Nicholson did so five times in 2012.
- Prior to joining the SBU starting five, he had averaged 5.2 ppg in his first 45 college games and had never played 30+ minutes or posted back-to-back double-figure scoring efforts, as he did in four straight games Nov. 19-30.
- Venning was held scoreless in a loss at Buffalo Dec. 3 after falling into early foul trouble. In the other seven games he's played as a starter, he has averaged 14.9 points and 7.1 rebounds with 17 blocks.

GETTING DEFENSIVE

- Strong defense has long been a calling card of Mark Schmidt teams. Since the start of the 2020-21 season, the Bonnies have limited opponents to 65 points or less 32 times. St. Bonaventure is 29-3 in those contests including 4-0 this season.
- In Bona's five losses, the team has surrendered 75.2 ppg. In its six wins, opponents have mustered just 58.2 ppg.
- During the 16 seasons with head coach Mark Schmidt at the helm, Bona teams have held opponents to 65 points or less 151 times. In those games, the Bonnies are 127-24.



Bonnies vs. Saints

Series Record	St. Bonaventure leads, 32-11
Franciscan Cup games	St. Bonaventure leads, 7-4
Mark Schmidt vs. Siena	7-4

Franciscan Cup Series

11/9/21	H	W	75-47
11/12/19	A	L	78-65
12/4/18	H	W	82-40
11/29/17	A	W	75-55
11/30/16	H	W	81-74
12/22/15	A	L	73-70
11/19/14	H	L	73-70
11/19/13	A	L	72-70
12/4/12	H	W	58-43
11/21/11	A	W	64-58
12/28/10	H	W	82-79

SERIES HISTORY

Monday marks the 44th meeting between the Bonnies and the Saints. The Franciscan Cup rivals met every year between 2010-19, but the series was paused in 2020 due to the pandemic.

St. Bonaventure owned the series for decades, dating back to the first meeting in 1939-40. Overall, the Bonnies have a 32-11 series advantage. Since the renewal of the rivalry with the start of the Franciscan Cup series 12 years ago, though, the battles have been much more even as the Bonnies own a 7-4 advantage.

The Bonnies are looking to take the Br. Ed Coughlin Franciscan Cup back home after being in possession of the Cup for the past year following a win in last year's season-opener at the Reilly Center.

Siena won the last meeting in Albany, 78-65, in November 2019. The Saints have won two of the past three on their home floor, with the lone exception being a November 2017 triumph for the Bonnies.



TRENDING NUMBERS

- 0** – St. Bonaventure is the only Division I team with no points or minutes returning from last season on the active roster.
- 2** – The Bonnies have high hopes for their youngsters, and with good reason. Freshmen **Barry Evans** and **Yann Farell** gave the Bonnies two true freshmen in the starting lineup to begin a season for the first time since future 1,000-point scorers Kyle Lofton and Dominick Welch began the 2018-19 campaign in the starting five. The Bonnies have only had two seasons in the last decade with multiple freshmen in the starting lineup right off the bat, 2018-19 and 2022-23.
- 6** – One Bonnies player who is no stranger to playing against Siena: **Daryl Banks III**. While at Saint Peter's, Banks played against Siena six times, scoring in double figures in each of the last three meetings between the Peacocks and the Saints. In those six career games, Banks averaged 10.2 ppg.
- 10** – The Bonnies were picked 10th in the Atlantic 10 Preseason Poll. It is the first time SBU has been picked that low since 2014-15 when the team ended up finishing sixth while beating the A-10's preseason favorite (VCU) and league champion (Davidson). Bona's has been terrific at outperforming preseason predictions: Since 2012-13, the Bonnies have finished lower than their preseason selection just once. St. Bonaventure has not finished outside the top five in the final A-10 standings since 2014-15 when Bona's was tied for sixth.
- 10** – **Yann Farell** had 10 rebounds Friday vs. FGCU, his third career game of double-figure work on the boards.
- 10** – **Moses Flowers** matched his season-high with 10 points Dec. 11 vs. Iona. He has reached that total in two of the last three games. Flowers had season highs in field goals (4) and threes made (2). Flowers then played a season-high 28 minutes Dec. 16 vs. FGCU and has averaged nearly 20 minutes per game off the bench in the last four contests entering this week.
- 13** – **Barry Evans** played a season-low 13 minutes vs. FGCU. He entered the game averaging over 30 minutes per game in the first 10 contests.
- 18** – St. Bonaventure has won 18 or more games in eight of the past nine years with the lone exception being 2020-21 when the Bonnies won 16 in just 21 games (16-5) in a pandemic-shortened season.
- 28%** – **Kyrell Luc** has a 28.5% assist rate so far this season.
- 32** – **Daryl Banks III** ranks third among all A-10 players with 32 made 3-pointers this year.
- 65%** – When the Bonnies win this season, **Chad Venning** makes good on nearly 65% of his field goal attempts. He's 33-for-51 in Bona's six wins.
- 69%** – The Bonnies are currently shooting 69% percent for the season at the foul line. No Bona's team has failed to crack 70% at the charity stripe for the season since the 2010-11 group finished at 69.9%.
- 475** – Monday will mark the 475th game for head coach Mark Schmidt on the sidelines with the Bonnies. Now in his 16th season at the helm, Schmidt is the longest tenured head coach in program history.
- 900** – **Moses Flowers** surpassed 900 career points last time out and owns 904 entering this week.

Game 1: SBU 71, St. Francis (PA) 58

Saint Francis (PA) - 58

Record: 0-1

NO. Name	Min	FG	3P	FT	Rebounds	Fouls	TP	AS	TO	ST	Blocks	BS	BA	+/
13 Marlon Hargis	F 21:17	0-3	0-1	0-0	0 1 1	2 1 0	0	0	1	0	0	0	0	-5
33 Josh Cohen	F 36:48	9-11	0-0	3-5	3 4 7	3 7 21	3	2	1	0	0	0	0	-11
4 Ronell Giles, Jr.	G 18:17	0-2	0-0	1-4	0 1 1	3 2 1	1	1	3	0	0	1	1	-16
11 Maxwell Land	G 37:12	3-14	1-5	4-5	1 9 10	1 4 11	0	1	0	1	0	1	1	-6
14 Landon Moore	G 35:27	4-10	2-6	5-6	0 5 5	2 3 15	7	2	0	0	0	0	0	-11
1 Zahree Harrison	05:48	0-1	0-0	0-0	0 0 0	0 1 0	0	0	0	0	0	0	0	-4
31 Brad McCabe	21:10	4-8	1-4	1-1	3 0 3	3 1 10	0	0	0	0	0	0	0	-10
0 Cam Gregory	14:44	0-2	0-2	0-0	0 1 1	2 0 0	0	0	0	0	0	0	0	-7
21 Gestin Liberis	03:12	0-0	0-0	0-0	0 0 0	3 0 0	0	0	1	0	0	0	0	-2
3 Luke Ruggery	06:05	0-1	0-1	0-0	0 1 1	0 0 0	0	1	1	0	0	0	0	7
Team					3 3 6		0	1						
Totals		20-52	4-19	14-21	10 25 35	19 19 58	12	12	1	0	2	-13		

Technical Fouls:NONE

St. Bonaventure - 71

Record: 1-0

NO. Name	Min	FG	3P	FT	Rebounds	Fouls	TP	AS	TO	ST	Blocks	BS	BA	+/
0 Barry Evans	F 32:53	6-9	0-2	0-2	5 3 8	0 1 12	1	0	2	0	0	0	0	14
2 Yann Farell	F 23:42	0-1	0-1	2-3	1 4 5	2 2 2	1	1	0	0	0	0	0	14
11 Anouar Mellouk	F 19:01	4-6	0-1	0-0	0 1 1	3 1 8	0	1	0	1	0	0	0	9
1 Kyrell Luc	G 38:19	7-14	2-3	7-8	0 2 2	2 8 23	5	1	2	0	0	0	0	15
5 Daryl Banks III	G 40:00	5-18	2-9	2-2	1 2 3	1 1 14	3	2	1	0	0	0	0	13
32 Chad Venning	15:18	3-4	0-0	1-2	1 5 6	5 3 7	1	0	0	0	0	0	0	21
35 Anquan Hill	16:18	2-4	0-2	1-3	1 4 5	4 2 5	2	0	0	1	0	1	0	-1
3 Justin Ndjock-Tadjore	08:48	0-3	0-1	0-0	1 2 3	0 1 0	0	0	0	0	0	0	0	-3
10 Max Amadasun	05:41	0-0	0-0	0-0	0 0 0	2 0 0	0	0	1	0	0	0	0	-4
Team					2 2 4		0	1						
Totals		27-59	4-19	13-20	12 25 37	19 19 71	13	7	5	2	0	13		

Technical Fouls:NONE

STF	BONAS	Points from Turnovers	STF	BONAS	Period by Period Scoring
4 (1 st 17:30)	15 (2 nd 0:56)	4	23		1 st 2 nd TOT
12 (1 st 2:57)	14 (1 st 13:45)	Paint	32	44	
5		Second Chance	9	10	STF 32 26 58
4		Fast Breaks	4	6	
03:13	34:59	Bench	10	12	BONAS 32 39 71

Shooting By Period
1 st FG% 11-28 39.3%
3PT% 3-9 33.3%
FT% 8-12 66.7%
2 nd FG% 9-16 56.3%
3PT% 2-7 28.6%
FT% 6-9 66.7%
GM FG% 20-52 38.5%
3PT% 4-19 21.1%
FT% 14-21 66.7%

Dead Ball Rebounds: 4, 0

Game 2: Canisius 84, SBU 80 (OT)

St. Bonaventure - 80

Record: 1-1

NO. Name	Min	FG	3P	FT	Rebounds	Fouls	TP	AS	TO	ST	Blocks	BS	BA	+/
0 Barry Evans	F 37:20	4-7	0-1	0-0	3 2 5	3 0 0	8	1	1	2	0	0	0	-9
2 Yann Farell	F 09:41	2-2	1-1	0-0	0 4 4	3 0 0	5	0	1	0	0	0	0	5
11 Anouar Mellouk	F 24:43	6-9	0-0	1-1	1 1 2	3 1 13	0	2	1	2	0	0	0	10
1 Kyrell Luc	G 43:11	5-16	2-4	1-4	4 2 6	2 4 13	9	2	1	1	1	0	0	-5
5 Daryl Banks III	G 38:55	3-7	9-12	0 2 2	2 5 22	3 0 0	0	0	0	0	0	0	0	-10
32 Chad Venning	20:16	4-6	0-0	3-4	2 2 4	3 3 11	0	1	0	0	0	0	0	-3
35 Anquan Hill	35:09	3-6	0-2	0-0	0 5 5	4 0 6	1	3	2	4	1	0	0	-7
4 Moses Flowers	15:45	0-5	0-3	2-2	0 0 0	2 2 2	1	0	0	0	0	1	0	9
Team					4 7 11		0	2						
Totals		29-64	6-18	16-23	14 25 39	22 15 80	15	12	6	7	3	-4		

Technical Fouls:Banks III 1st1:42

Shooting By Period
1 st FG% 14-31 45.2%
3PT% 2-7 28.6%
FT% 3-6 50.0%
2 nd FG% 11-23 47.8%
3PT% 1-6 16.7%
FT% 10-14 71.4%
OTFG% 4-10 40.0%
3PT% 3-5 60.0%
FT% 3-3 100%
GM FG% 29-64 45.3%
3PT% 6-18 33.3%
FT% 16-23 69.6%

Dead Ball Rebounds: 6, 0

Canisius - 84

Record: 1-1

NO. Name	Min	FG	3P	FT	Rebounds	Fouls	TP	AS	TO	ST	Blocks	BS	BA	+/
22 George Maslennikov	F 14:03	1-3	1-2	0-0	1 2 3	1 0 3	0	0	0	0	0	0	0	-2
0 Tre Dinkins	G 27:31	2-7	1-5	0-2	1 3 4	3 2 5	3	2	0	1	0	0	0	4
3 Jordan Henderson	G 39:36	7-12	2-2	3-4	0 2 2	3 3 19	6	1	0	0	0	0	0	9
25 Xzavier Long	G 26:22	7-8	3-3	2-5	1 4 5	2 3 19	0	1	2	1	1	0	0	11
44 Tahj Staveskie	G 33:38	2-9	1-3	6-8	1 1 2	2 4 11	4	3	0	0	0	0	0	6
2 Jamir Moultrie	28:52	3-6	2-4	2-3	0 0 0	2 4 10	0	1	0	0	0	0	0	-1
4 Youri Fritz	03:14	0-1	0-0	0-0	0 0 0	0 0 0	0	0	1	0	0	0	0	-1
12 Bryce Okpoh	26:26	1-3	0-0	3-6	3 6 9	3 3 5	0	0	0	0	0	0	0	-5
5 Siem Uijtendaal	05:24	0-1	0-1	0-0	0 1 1	0 0 0	0	0	0	0	0	0	0	-5
10 Jacco Fritz	19:54	3-6	1-2	5-6	1 0 1	0 0 3	12	1	0	0	0	0	0	2
Team					3 2 5		0	0						
Totals		26-56	11-22	21-32	11 21 32	16 22 84	14	9	2	3	7	4		

Technical Fouls:Dinkins 1st5:48

SBU	CAN	Points from Turnovers	SBU	CAN	Period by Period Scoring
6 (2 nd 7:52)	8 (1 st OT 1:49)	4	14		1 st 2 nd TOT
8 (2 nd 18:14)	5 (1 st 8:41)	Paint	36	22	
14		Second Chance	14	10	SBU 33 33 14 80
9		Fast Breaks	2	4	
15:23	24:57	Bench	19	27	CAN 34 32 18 84

Game 3: South Dakota St. 66, SBU 62

St. Bonaventure - 62

Record: 1-2

NO. Name	Min	FG	3P	FT	Rebounds	Fouls	TP	AS	TO	ST	Blocks	BS	BA	+/
0 Barry Evans	F 36:00	3-9	1-2	0-0	0 2 2	2 0 7	1	1	1	0	0	0	0	-3
2 Yann Farell	F 30:53	6-10	4-8	0-0	1 10 11	4 0 16	2	1	0	1	0	0	0	3
11 Anouar Mellouk	F 09:32	0-0	0-0	0-0	0 1 1	5 1 0	0	0	2	1	0	0	0	-3
1 Kyrell Luc	G 35:32	7-14	0-1	3-5	2 2 4	1 2 17	5	6	6	1	2	0	0	-7
5 Daryl Banks III	G 40:00	4-15	3-9	3-3	1 3 4	4 3 14	1	3	2	0	0	0	0	-4
4 Moses Flowers	08:38	1-2	0-0	0-0	0 1 1	2 0 2	2	1	0	0	0	0	0	-7
32 Chad Venning	15:21	1-5	0-0	0-0	0 3 3	5 2 2	0	0	0	1	0	1	0	5
35 Anquan Hill	09:07	0-2	0-1	0-0	0 0 0	1 0 0	0	0	1	0	0	0	0	-7
10 Max Amadasun	14:57	2-4	0-0	0-0	2 0 2	2 2 4	0	0	1	0	0	0	0	-4
Team					1 0 1		0	2						
Totals		24-63	8-21	6-8	7 22 29	26 10 62	11	18	11	2	4	-4		

Technical Fouls:NONE

South Dakota State - 66

Record: 2-1

NO. Name	Min	FG	3P	FT	Rebounds	Fouls	TP	AS	TO	ST	Blocks	BS	BA	+/
32 Matt Dentlinger	F 33:52	4-5	0-0	8-8	2 4 6	1 6 16	1	4	0	2	0	0	0	-9
42 William Kyle III	F 28:45	2-3	0-0	2-4	0 1 1	0 4 6	2	4	1	1	0	0	0	-1
2 Zeke Mayo	G 27:48	1-7	0-3	0-0	1 12 13	2 3 2	5	5	0	0	0	0	0	5
30 Charlie Easley	G 28:06	3-8	1-5	2-2	0 3 3	2 4 9	2	1	4	0	0	0	0	6
34 Alex Arians	G 32:18	2-7	0-2	3-4	1 7 8	2 2 7	2	5	0	1	1	1	1	11
1 Matt Mims	17:29	2-5	1-3	2-2	1 1 2	0 2 7	1	2	1	0	0	0	0	-6
11 Matthew Mors	05:03	1-2	0-0	1-2	0 1 1	0 1 3	0	0	0	0	0	0	0	1
13 Luke Appel	12:10	3-3	0-0	3-4	0 0 0	3 2 9	1	2	0	0	0	0	0	10
15 Tanner Te Slaa	14:29	1-4	1-3	4-4	0 2 2	0 2 7	0	0	0	0	0	0	0	-2
Team					0 1 1		0	0						
Totals		19-44	3-16	25-30	5 32 37	10 26 66	14	25	6	4	2	4		

Technical Fouls:Kyle III 1st8:45

SBU	SDSU	Points from Turnovers	SBU	SDSU	Period by Period Scoring
9 (2 nd 15:45)	8 (1 st 13:12)	15	21		1 st 2 nd TOT
9 (1 st 3:17)	12 (2 nd 3:36)	Paint	26	28	
6		Second Chance	8	2	SBU 32 30 62
3		Fast Breaks	5	15	
15:23	23:03	Bench	8	26	SDSU 30 36 66

Shooting By Period
1 st FG% 9-24 37.5%
3PT% 1-6 12.5%
FT% 11-12 91.7%
2 nd FG% 10-20 50.0%
3PT% 2-8 25.0%
FT% 14-18 77.8%
GM FG% 19-44 43.2%
3PT% 3-16 18.8%
FT% 25-30 83.3%

Dead Ball Rebounds: 2, 2

Bowling Green - 68

Record: 2-2

NO. Name	Min	FG	3P	FT	Rebounds	Fouls	TP	AS	TO	ST	Blocks	BS	BA	+/-
5 Rashaun Agee	F 11:21	0-2	0-0	0-0	2 2 4	4 0 0	0	2	0	1	0	2	0	-10
32 Gabe O'Neal	F 16:09	2-5	0-0	0-0	1 0 1	2 0 4	0	0	1	0	0	0	0	-14
2 Leon Ayers III	G 30:03	8-15	0-3	2-5	1 6 7	1 4 18	0	1	1	0	0	0	0	-9
3 Kaden Methery	G 27:14	4-12	2-8	0-0	2 2 2	1 0 10	3	1	0	0	1	0	0	-20
15 Samari Curtis	G 23:25	6-14	1-3	0-0	3 3 6	3 0 13	4	2	0	0	1	0	0	-7
13 Chandler Turner	30:30	4-7	0-2	2-2	3 3 5	4 2 10	1	1	1	0	0	0	0	-8
1 Brenton Mills	20:16	1-4	0-1	2-2	0 2 2	2 4 0	4	0	0	0	0	0	0	-7
14 Sam Towns	19:55	1-2	0-0	3-3	1 3 4	1 2 5	1	0	0	0	0	0	0	4
4 Willie Lightfoot	14:02	1-6	0-0	0-0	0 1 1	2 2 1	2	2	1	1	0	0	0	10
10 Anthony McComb III	05:00	1-2	0-0	0-0	0 0 0	1 0 2	0	0	1	0	0	0	0	-6
12 Isaac Elasser	02:05	0-1	0-1	0-0	0 0 0	0 1 0	0	0	0	1	0	0	0	2
Team					3 0 3	0	0	1						
Totals		28-70	3-18	9-12	13 22 35	21 12 68	13	9	7	0	9	0	0	-13

Game 5: SBU 80, Southern Indiana 66

Southern Indiana - 66														
Record: 3-2														
NO. Name	Min	FG	3P	FT	Rebounds	Fouls	TP	AS	TO	ST	Blocks	BS	BA	+/-
33 Trevor Lakes	32:51	4-8	3-7	2-3	2 2 4	3 1	13	0	0	0	0	0	0	-12
52 Kyron Powell	C 11:43	0-2	0-0	0-0	0 1 1	2 1	0	1	1	2	0	0	0	-2
0 Jelani Simmons	G 13:20	2-4	1-3	0-0	0 1 1	1 1	5	0	0	1	0	0	0	-2
2 Gary Solomon	G 16:26	3-6	0-0	2-6	1 2 3	5 4	8	0	4	1	0	0	0	-12
3 Tyler Henry	G 36:32	2-11	2-3	2 0 2	1 3	8	2	1	2	1	2	-13		
24 Jack Campion	09:27	0-0	0-0	0-0	0 0 0	1 0	0	1	1	0	0	-4		
32 Jacob Polakovich	21:57	5-8	0-0	1-2	1 8 9	2 2	11	0	3	1	0	1		
1 Isaiah Swope	27:42	8-16	3-7	2-3	1 1 2	4 2	21	5	1	0	0	1	-11	
13 Jeremiah Hernandez	16:02	0-7	0-3	0-0	1 0 1	1 1	0	2	0	0	0	2	-13	
21 AJ Smith	00:54	0-0	0-0	0-0	0 1 1	0 0	0	0	1	0	1	0	0	
50 Nick Hittle	03:18	0-0	0-0	0-0	0 2 2	0 0	0	0	1	0	0	0	-2	
11 Jack Mielke	04:59	0-0	0-0	0-0	0 0 0	0 0	0	0	0	0	0	0	-4	
10 Sam Mervis	04:49	0-1	0-0	0-0	0 1 1	0 0	0	0	0	0	0	1	4	
Team					3 1 4		0	2						
Totals		24-63	9-28	9-17	11 20 31	20 15	66	11	15	9	2	7	-14	

Technical Fouls:Powell 2nd9:06

St. Bonaventure - 80														
Record: 3-2														
NO. Name	Min	FG	3P	FT	Rebounds	Fouls	TP	AS	TO	ST	Blocks	BS	BA	+/-
0 Barry Evans	F 40:00	3-5	0-0	0-0	0 3 3	0 1	6	1	2	2	0	1	0	11
2 Yann Farell	F 30:08	4-8	3-7	2-3	2 5 7	4 2	13	1	3	2	0	0	0	18
32 Chad Venning	F 30:23	9-15	0-0	3-4	2 5 7	1 2	21	0	1	0	3	0	0	13
1 Kyrell Luc	G 39:16	5-9	1-3	8-8	0 5 5	0 7	19	6	4	3	2	0	0	16
5 Daryl Banks III	G 34:07	3-9	2-4	4-7	0 1 1	3 5	12	2	1	0	1	1	14	
11 Anouar Mellouk	09:37	2-2	0-0	0-0	0 2 2	4 0	4	0	3	0	1	0	8	
35 Anquan Hill	09:52	0-0	0-0	0-0	0 3 3	0 0	0	0	1	0	0	0	-4	
4 Moses Flowers	06:37	1-3	1-2	2-2	0 2 2	4 2	5	0	1	0	0	0	-2	
Team					1 2 3		0	1						
Totals		27-51	7-16	19-24	5 28 33	16 19	80	10	17	5	7	2	14	

Technical Fouls:Mellouk 2nd9:06Coach 2nd1:53

	USI	BONAS	Points from	USI	BONAS	Period by Period Scoring	
Biggest lead	4 (1 st 6:55)	21 (2 nd 9:29)	Turnovers	14	16	1st 2nd TOT	
Best Scoring Run	9 (1 st 6:55)	7 (2 nd 19:28)	Paint	30	34	USI 24 42 66	
Lead Changes	2		Second Chance	12	4		
Times Tied	2		Fast Breaks	10	26	BONAS 30 50 80	
Time with Lead	02:26	36:30	Bench	32	9		

Game 7: SBU 71, Middle Tennessee 64

Middle Tennessee - 64														
Record: 5-3														
NO. Name	Min	FG	3P	FT	Rebounds	Fouls	TP	AS	TO	ST	Blocks	BS	BA	+/-
1 Tyler Millin	F 12:09	1-2	0-0	0-0	0 0 0	2 0	2	0	1	0	0	0	0	
2 DeAndre Dishman	F 34:16	6-9	0-0	1-5	6 3 9	2 6	13	3	4	0	0	0	-7	
5 Eli Lawrence	G 32:02	5-12	1-7	2-4	0 1 1	3 2	13	1	0	2	0	0	-6	
12 Teafale Lenard	G 38:52	7-10	1-3	1-3	3 4 7	2 1	16	2	0	3	4	0	-7	
24 Camryn Weston	G 23:31	2-7	0-1	2-2	1 4 5	5 3	6	1	3	1	0	1	-6	
0 Elias King	28:58	0-4	0-4	0-0	1 2 3	1 1	0	1	0	2	0	1	-15	
3 Justin Porter	19:28	6-14	0-3	2-4	2 1 3	4 4	14	1	2	0	0	2	-2	
4 Justin Bufford	05:00	0-0	0-0	0-0	0 0 0	0 0	0	0	1	0	0	0	8	
31 Jared Coleman-Jones	05:42	0-0	0-0	0-0	0 1 1	3 1	0	0	1	0	0	0	-1	
15 Christian Fussell	00:02	0-0	0-0	0-0	0 0 0	0 0	0	0	0	0	0	0	1	
Team					1 1 2		0	0						
Totals		27-58	2-18	8-18	14 17 31	22 18	64	9	12	8	4	4	-7	

Technical Fouls:NONE

St. Bonaventure - 71														
Record: 5-2														
NO. Name	Min	FG	3P	FT	Rebounds	Fouls	TP	AS	TO	ST	Blocks	BS	BA	+/-
0 Barry Evans	F 31:37	3-5	0-0	2-5	3 4 7	2 1	8	0	0	3	1	0	9	
2 Yann Farell	F 37:10	2-6	1-4	1-2	3 5 8	2 1	6	0	2	1	0	0	11	
32 Chad Venning	F 28:04	5-7	0-0	3-4	0 2 2	3 3	13	2	1	0	2	0	6	
1 Kyrell Luc	G 38:03	7-14	2-5	6-6	0 2 2	2 7	22	3	4	2	1	1	9	
5 Daryl Banks III	G 40:00	3-9	3-6	6-6	0 3 3	2 3	15	2	5	0	0	3	7	
4 Moses Flowers	08:23	1-2	0-1	1-3	0 2 2	2 3	1	2	0	0	0	-2		
35 Anquan Hill	02:50	0-0	0-0	0-0	0 0 0	0 0	0	0	1	0	0	0	-4	
11 Anouar Mellouk	10:51	1-1	0-0	2-2	1 0 1	3 3	4	0	1	1	0	0	-1	
24 Brett Rumpel	01:57	0-1	0-0	0-0	0 0 0	0 0	0	0	0	0	0	0	-2	
10 Max Amadasun	01:05	0-0	0-0	0-0	0 0 1	3 0	0	0	0	0	0	0	2	
Team					1 3 4		0	0						
Totals		22-45	6-16	21-30	8 22 30	18 22	71	8	15	7	4	4	7	

Technical Fouls:NONE

	MTSU	BONAS	Points from	MTSU	BONAS	Period by Period Scoring	
Biggest lead	11 (1 st 4:27)	7 (2 nd 0:07)	Turnovers	16	9	1st 2nd TOT	
Best Scoring Run	8 (1 st 10:24)	6 (2 nd 15:11)	Paint	44	22	MTSU 35 29 64	
Lead Changes	6		Second Chance	11	9		
Times Tied	9		Fast Breaks	10	2	BONAS 29 42 71	
Time with Lead	24:55	09:44	Bench	14	7		

Game 6: SBU 63, Notre Dame 51

Notre Dame - 51														
Record: 5-1														
NO. Name	Min	FG	3P	FT	Rebounds	Fouls	TP	AS	TO	ST	Blocks	BS	BA	+/-
14 Nate Laszewski	F 36:39	3-7	0-3	5-6	2 6 8	3 4	11	0	3	0	0	0	-11	
1 JJ Starling	G 33:16	3-13	0-3	1-3	0 1 1	2 2	7	0	1	1	0	0	-11	
3 Trey Wertz	G 35:49	1-9	0-4	3-4	0 2 2	2 3	5	6	1	1	0	0	-6	
5 Cormac Ryan	G 34:26	4-8	1-3	0-0	1 3 4	3 2	9	0	3	0	0	1	-15	
23 Dane Goodwin	G 34:15	3-12	1-4	2-2	1 1 2	0 2	9	0	0	1	0	1	-15	
2 Ven-Allen Lubin	24:27	5-6	0-0	0-0	3 10 13	2 1	10	0	1	2	1	0	-1	
25 Matt Zona	00:41	0-0	0-0	0-0	0 0 0	0 0	0	0	0	0	0	0	-1	
4 Alex Wade	00:27	0-0	0-0	0-0	0 0 0	0 0	0	0	0	0	0	0	0	
Team					2 0 2		0	0						
Totals		19-55	2-17	11-15	9 23 32	12 14	51	6	9	5	2	2	-12	

Technical Fouls:NONE

St. Bonaventure - 63														
Record: 4-2														
NO. Name	Min	FG	3P	FT	Rebounds	Fouls	TP	AS	TO	ST	Blocks	BS	BA	+/-
0 Barry Evans	F 16:53	3-5	0-1	0-0	1 0 1	5 0	6	0	2	1	0	0	11	
2 Yann Farell	F 30:56	3-9	2-7	3-4	4 10 14	3 4	11	2	1	0	0	0	11	
32 Chad Venning	F 36:50	7-12	0-0	0-0	4 7 11	3 1	14	2	0	1	2	0	13	
1 Kyrell Luc	G 40:00	4-13	4-6	4-4	0 4 4	1 3	16	6	2	0	0	1	12	
5 Daryl Banks III	G 40:00	2-8	2-5	2-2	0 3 3	2 3	8	3	3	0	0	0	12	
4 Moses Flowers	23:07	2-6	1-4	0-0	0 0 0	0 0	5	2	1	1	0	0	1	
11 Anouar Mellouk	03:10	0-0	0-0	0-0	0 0 0	0 1	0	0	0	0	0	0	-1	
35 Anquan Hill	09:04	1-1	1-1	0-0	0 3 3	0 0	3	0	0	0	0	0	1	
Team					0 2 2		0	2						
Totals		22-54	10-24	9-10	9 29 38	14 12	63	15	11	3	2	2	12	

Technical Fouls:NONE

	UND	SBU	Points from	UND	SBU	Period by Period Scoring	
Biggest lead	0 (1 st 20:00)	13 (1 st 8:48)	Turnovers	8	8	1st 2nd TOT	
Best Scoring Run	4 (1 st 6:31)	6 (1 st 13:54)	Paint	30	18	UND 20 31 51	
Lead Changes	0		Second Chance	9	9		
Times Tied	0		Fast Breaks	0	6	SBU 31 32 63	
Time with Lead	00:00	39:23	Bench	10	8		

Game Notes:MVP: Chad Venning (St. Bonaventure) ♦

Game 8: Buffalo 83, SBU 63

St. Bonaventure - 66															Record: 5-3														
NO. Name		Min	FG	3P	FT	Rebounds			Fouls		TP	AS	TO	ST	Blocks		+/-	Shooting By Period											
			M-A	M-A	M-A	DR	OR	TOT	PF	FD					BS	BA		1st	FG	13:30	43:30								
0	Barry Evans	F 18:38	1-4	0-0	0-3	2	1	3	0	4	2	0	1	0	0	1	-8	3PT	1-6	16.7%									
2	Yann Fareil	F 12:53	7-14	2-6	2-6	4	5	9	1	3	18	0	1	1	1	2	-17	2nd	4-7	57.1%									
32	Chad Venning	F 32:41	0-3	0-0	0-0	2	1	3	5	0	0	3	0	0	0	0	-2	FT	4-7	57.1%									
1	Kyrell Lucc	G 33:24	5-9	0-0	0	2	2	4	1	10	3	1	1	0	1	0	-9	3PT	2-9	22.2%									
5	Daryl Banks III	G 38:35	6-15	0-7	4-5	0	2	2	4	4	16	4	3	2	0	0	-20	FT	5-12	41.7%									
11	Anouar Mellouk	07:16	1-3	0-0	0-0	0	1	1	3	0	2	0	1	0	0	0	-9	GM FG	27-60	45.0%									
24	Brett Rumpel	06:36	0-1	0-0	0-0	0	0	0	0	0	0	0	3	0	0	1	-8	3PT	3-15	20.0%									
4	Moses Flowers	22:47	3-7	1-2	3-4	0	4	4	2	4	10	3	0	0	0	0	-6	FT%	9-19	47.4%									
10	Max Amadasun	18:37	3-3	0-0	0-0	1	1	0	0	6	0	0	0	0	1	0	-3	Dead Ball Rebounds: 4											
35	Anquan Hill	08:33	1-1	0-0	0-0	3	1	4	0	0	2	0	0	0	0	0	-3												
Team						1	2	3			0		0																
Totals				27-60	3-15	9-19	12	20	32	19	16	66	10	13	4	2	5	-17	Technical Fouls: NONE										

Game 9: SBU 61, Cleveland St. 42

Game 10: Iona 72, SBU 57

Cleveland St. - 42										Record: 6-4																			
NO.	Name	Min	FG M-A	3P M-A	FT M-A	Rebounds OR DR TOT	Fouls PF FD	TP	AS	TO	ST	Blocks BS BA	+/-																
13	Tristan Enaruna	F 21:24	1-5	0-1	3-6	2	2	4	0	3	5	0	1	0	1	0	-14												
35	Deante Johnson	F 26:22	2-5	0-0	4-7	3	3	6	2	4	8	0	0	1	2	1	-19												
1	Tae Williams	G 17:52	1-6	0-0	0-0	0	5	5	2	1	2	0	1	0	0	2	16												
2	Yahel Hill	G 22:07	2-5	1-3	0-0	0	1	1	3	0	5	0	0	0	0	0	-20												
3	Deshon Parker	G 29:51	3-7	0-1	1-2	0	1	1	2	2	7	0	5	0	0	0	-20												
11	Jayson Woodrich	19:50	1-3	0-2	0-0	0	6	6	0	2	2	1	1	0	0	0	-8												
55	Drew Lowder	25:10	1-7	0-5	0-0	0	2	2	2	0	2	2	2	0	0	0	-7												
5	Jamir Price	15:45	1-4	0-0	1-2	2	1	3	0	1	3	2	2	1	0	0	5												
4	Cole Middleton	09:58	2-3	0-0	1-2	1	1	2	2	1	5	0	0	0	0	1	0												
20	Ramar Pryor	08:17	1-2	0-0	1-3	1	0	1	0	2	3	0	0	2	0	0	4												
0	Jason Drake	01:36	0-2	0-1	0-0	0	0	0	0	0	0	0	0	0	0	0	-2												
12	Dylan Arnett	01:48	0-0	0-0	0-0	0	0	0	0	0	0	0	0	0	0	0	1												
Team						1			2		0		0																
Totals			15-49			1-13			11-22			10-23			33-16			42-5			12-4			4-3			-19		
			Technical Fouls: NONE																										

St. Bonaventure - 61										Record: 6-3									
NO.	Name	Min	FG M-A	3P M-A	FT M-A	Rebounds OR DR TOT	Fouls PF FD	TP	AS	TO	ST	Blocks BS BA	+/-						
0	Barry Evans	F 31:39	4-7	0-0	2-2	5 4 9	1 2 10	3	1	3	1	1	16						
2	Yann Farell	F 32:09	2-4	1-3	0-0	3 5 8	3 1 5	3	1	3	0	0	17						
32	Chad Venning	F 26:04	6-8	0-0	0-2	1 5 6	2 2 12	1	3	1	2	0	20						
1	Kyrell Luc	G 32:32	4-13	0-3	4-5	0 3 3	2 4 12	4	0	1	0	1	19						
5	Daryl Banks III	G 40:00	5-17	5-12	0-0	2 1 3	0 2 15	3	1	0	0	0	19						
11	Anouar Mellouk	08:34	0-5	0-1	0-0	5 1 6	4 0 0	0	0	0	1	0	1						
35	Anquan Hill	07:51	0-3	0-1	0-0	1 2 3	0 0 0	0	1	0	0	0	2						
4	Moses Flowers	11:03	1-4	1-3	0-0	0 2 2	1 1 3	2	1	1	0	0	8						
24	Brett Rumpel	04:46	0-1	0-0	0-0	2 2 2	0 0 0	0	0	0	0	1	-5						
10	Max Amadasun	05:22	1-3	0-0	2-2	1 2 3	1 1 4	0	0	0	0	0	-2						
Team						1 3 4	0	0	2										
Totals			23-65	7-23	8-11	19-30	49-16	61-16	11	10	3	4	19						

		CSU		BONAS		Points from		CSU		BONAS		Period by Period Scoring	
Biggest lead		2 (1 st 19:34)		22 (2 nd 3:33)		Turnovers		9		8		1st 2nd TOT	
Best Scoring Run		4 (1 st 15:06)		9 (2 nd 18:00)		Paint		22		26		CSU	
Lead Changes		1				Second Chance		13		12		22	
Times Tied		2				Fast Breaks		6		11		BONAS	
Time with Lead		00:17		36:35		Bench		15		7		28	
												33	
												61	

Shooting By Period			
1 st	FG%	7-23	30.4%
	3PT%	1-5	20.0%
	FT%	7-13	53.8%
2 nd	FG%	8-26	30.8%
	3PT%	0-8	0.0%
	FT%	4-9	44.4%
GM	FG%	15-49	30.6%
	3PT%	1-13	7.7%
	FT%	11-22	50.0%
Dead Ball Rebounds: 5, 0			

St. Bonaventure - 57										Record: 6-4																			
NO.		Min	FG M-A	3P M-A	FT M-A	Rebounds OR DR TOT	Fouls PF FD	TP	AS	TO	ST	Blocks BS BA	+/-																
0	Barry Evans	F 24:43	0-2	0-0	0-0	5 3 8	1 1 0	3	0	1	0	1	15																
2	Yann Farell	F 35:31	2-7	1-4	0-0	1 3 4	2 0 5	1	2	1	0	0	-20																
32	Chad Venning	F 30:35	7-15	0-0	0-1	3 7 10	3 3 14	0	3	0	2	3	-11																
1	Kyrell Luc	G 30:56	4-13	0-3	2-3	0 2 2	3 2 10	3	9	5	1	1	-15																
5	Daryl Banks III	G 40:00	5-14	2-5	2-3	0 4 4	1 3 14	4	2	3	0	1	-15																
4	Moses Flowers	24:21	4-7	2-2	0-0	0 1 1	2 0 10	1	3	2	0	0	0																
11	Anouar Mellouk	03:06	0-0	0-0	0-0	0 0 0	1 0 0	0	0	1	0	0	-1																
35	Anquan Hill	04:29	0-0	0-0	0-0	1 1 2	0 0 0	0	0	0	0	0	5																
10	Max Amadasun	06:19	2-4	0-0	0-0	2 0 2	2 0 4	0	1	0	0	1	-3																
Team						2 2 4		0	1																				
Totals			24-62			5-14			4-7			14-23			37-15			9-57			12-21			4-6			-15		
Technical Fouls: Banks III 1 st 9:22																													

Shooting By Period			
1 st	FG%	11-24	45.8%
	3PT%	3-6	50.0%
	FT%	3-4	75%
2 nd	FG%	13-38	34.2%
	3PT%	2-8	25.0%
	FT%	1-3	33.3%
GM	FG %	24-62	38.7%
	3PT%	5-14	35.7%
	FT%	4-7	57.1%
Dead Ball Rebounds: 1, 0			

Iona - 72										Record: 6-2									
NO.	Name	Min	FG M-A	3P M-A	FT M-A	Rebounds OR DR TOT	Fouls PF FD	TP	AS	TO	ST	Blocks BS BA	+/-						
0	Berrick JeanLouis	F 18:21	2-5	0-1	0-0	2	1	3	2	1	4	2	0	2	1	15			
13	Nelly Joseph	F 37:39	11-14	0-0	2-6	2	8	10	0	4	24	2	3	2	2	14			
55	Osborn Shema	F 25:07	2-2	0-0	2-3	0	5	5	2	3	6	2	3	1	1	0			
1	Walter Clayton Jr.	G 33:03	4-11	2-6	6-7	0	7	7	1	4	16	4	2	0	1	10			
5	Daniss Jenkins	G 28:32	4-13	2-6	1-2	1	3	4	2	2	11	7	5	0	1	18			
4	Parker Weiss	21:39	3-4	2-3	0-0	1	1	2	0	0	8	0	0	0	0	0			
12	Anton Brookshire	06:12	0-1	0-1	0-0	0	0	0	0	0	0	0	0	0	0	0			
33	Silas Sunday	01:40	0-0	0-0	0-0	0	0	0	0	0	0	0	0	0	0	1			
3	Cruz Davis	12:13	1-1	0-0	0-0	0	1	1	2	0	2	2	3	1	0	1			
23	Michael Jefferson	15:32	0-3	0-2	1-2	0	0	0	0	1	1	2	1	1	0	-8			
Team						2	0	2		0	2								
Totals			27:54	6-19	12-20	8	26	34	9	15	72	21	19	7	6	4	15		
Technical Fouls:NONE																			
Shooting By Period																			
1st			FG%		13.29		44.8%												
3PT%			3-13		23.1%														
FT%			3-6		50.0%														
2nd			FG%		14.25		56.0%												
3PT%			3-6		50.0%														
FT%			9-14		64.3%														
3rd			FG%		27.54		50.0%												
GM			3PT%		6-19		31.6%												
FT%			12-20		60.0%														
Dead Ball Rebounds: 4.0																			

2022 TOP ROOKIES JOIN BONNIES

- St. Bonaventure was completely changed by the transfer portal during the spring and summer. While the Bonnies lost four 1,000-point scorers to the portal, each transferring to Power 5 programs, the Bonnies also used the portal to rebuild their roster.
- Through the transfer portal, the Bonnies added two sophomores who won their respective league rookie of the year crowns last year: **Kyrell Luc** (Patriot League) and **Anquan Hill** (NEC). In so doing, the Bonnies are the only program to add two conference Rookie of the Year selections.



NEWBIES WITH EXPERIENCE

- St. Bonaventure has nearly all new faces, but that doesn't mean the Bonnies don't have a lot of experience, too. Six new players on this year's roster boast previous Division I experience: **Daryl Banks III** and **Moses Flowers** each have three years of Division I playing time. Banks logged over 2,300 minutes at Saint Peter's while Flowers played over 2,100 minutes at Hartford the past three years. **Chad Venning** comes to WNY from Morgan State where he saw his playing time greatly increase from his freshman to sophomore seasons, starting the final nine games last year. Like Venning, **Max Amadasun** is a junior academically and he spent his first two collegiate seasons at the ACC level with Pittsburgh. Finally, **Kyrell Luc** and **Anquan Hill** were each starters in their freshman campaigns at Holy Cross and Fairleigh Dickinson respectively.

POWER MOVES

- The Bonnies scored five wins over power conference opponents last year. In the NIT, St. Bonaventure became the first mid-major program in the history of the tournament to score three consecutive road wins at Power 5 opponents to reach the semifinals: at Colorado, at top-seeded Oklahoma and at Virginia. During the regular season, the Bonnies defeated Clemson (ACC) and Marquette (Big East) on the way to the Charleston Classic championship last November. The Bonnies became just the second non-P5 program to win the prestigious Charleston Classic crown, joining the 2013 UMass team.
- Bona made good on its lone P5 opportunity during the non-conference schedule, defeating Notre Dame, 63-51, in the Gotham Classic at UBS Arena on Long Island Nov. 25. The Bonnies led the Irish wire-to-wire to move to 6-3 over power conference foes in the last two years, including 3-1 vs. the ACC.

BONNIES ARE... WINNERS

St. Bonaventure has scored at least 10 victories in Atlantic 10 play during each of the past eight years. The Bonnies are the **only** A-10 program that can make that claim.

Season	A-10 Record	Finish
2014-15	10-8	T-6
2015-16	14-4	T-1
2016-17	11-7	5
2017-18	14-4	2
2018-19	12-6	4
2019-20	11-7	5
2020-21	11-4	1
2021-22	12-5	4
TOTALS	95-45 (.679)	

Non-Conference Success

St. Bonaventure has produced a winning non-conference mark in all but two seasons since head coach Mark Schmidt took over the program 15+ years ago: his first season of 2007-08 and in 2018-19 when a young, injury-riddled squad went 4-9 but eventually rebounded to reach the Atlantic 10 Championship Game.

The Bonnies wrapped non-conference play last year with an 8-3 record, the second-best non-conference slate by winning percentage (the '20-21 2-0 record notwithstanding) during the Mark Schmidt era.

Bonnies non-conference records since 2008-09:

Season	Record
2021-22	8-3
2020-21	2-0
2019-20	8-5
2018-19	4-9
2017-18	10-2
2016-17	8-4
2015-16	8-3
2014-15	7-4
2013-14	10-4
2012-13	7-6
2011-12	7-5
2010-11	8-5
2009-10	8-6
2008-09	9-4

Most Wins By Atlantic 10 Teams, 2015-2022

Includes all games from start of 2015-16 through the end of the 2021-22 season

Team	Wins
1. VCU	153
2. Dayton	151
3. ST. BONAVENTURE	144
4. Davidson	138
5. Rhode Island	133

FULL FORTY

- Daryl Banks III** and **Kyrell Luc** appear to be the Bonnies' latest ironmen. After having four players in the top-20 in national minutes played for much of last season, Bona's new starting backcourt has barely stepped off the court thus far. Both players rank in the national top 10 for minutes played this season: As of Dec. 14, Banks III led the nation in minutes per game (39.2 mpg) and Luc stood 23rd (36.0 mpg). Prior to this year, Banks III had never played more than 38 minutes in any game in his first 89 career contests, that coming in an OT game vs. Kentucky in the NCAA Tournament. This year, he has played the full 40 seven times. Luc, who played 40 minutes twice last year at Holy Cross, has reached that total twice, and has played at least 38 minutes five times. Banks has played nearly 97% of possible team minutes thus far, ranking first nationally.

BANKS BOOKS CAREER DAY

- Daryl Banks III** had an afternoon to remember Nov. 19 against Bowling Green, pouring in a career-high 34 points in a Bonnies victory. It marked his first career 30-point game and bested his previous career-high of 27 points which came in a memorable NCAA Tournament First Round upset over Kentucky last March. It was Banks' sixth 20-point game during his career and two came in his first four contests with the Bonnies: he also notched 22 points at Canisius Nov. 12.

IN THE EMPIRE STATE

- St. Bonaventure will play 11 of its 13 non-conference games within the state of New York. It's fitting for a program that has been one of the best in the Empire State over the past decade-plus. Since the start of the 2010-11 season, the Bonnies have the third-best winning percentage out of the 22 Division I programs in New York State at .638. Only Syracuse (.663) and Iona (.642) have higher winning percentages in that span.

Led Team in **SCORING**

Player	
Daryl Banks III	5
Kyrell Luc	4
Chad Venning	2
Yann Farell	1

Led Team in **REBOUNDS**

Player	
Yann Farell	6
Barry Evans	3
Chad Venning	2
Kyrell Luc	1

Led Team in **ASSISTS**

Player	
Kyrell Luc	8
Daryl Banks III	2

20+ Point **GAMES**

Player	
Daryl Banks III	2
Kyrell Luc	2
Chad Venning	1

30+ Point **GAMES**

Player	
Daryl Banks III	1

Double-Figure **SCORING**

Player	
Daryl Banks III	10
Kyrell Luc	10
Chad Venning	8
Yann Farell	5
Barry Evans	2
Moses Flowers	2
Anouar Mellouk	1

Double-Figure **REBOUNDS**

Player	
Yann Farell	3
Chad Venning	2

Double-**DOUBLES**

Player	
Yann Farell	2
Chad Venning	2

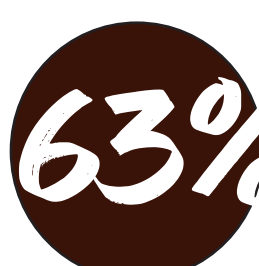
BONNIES BY THE NUMBERS



The Bonnies have had a First Team All-Atlantic 10 selection in each of the last seven seasons.



St. Bonaventure has averaged 18 wins per season under the leadership of head coach Mark Schmidt (15 seasons).



St. Bonaventure has won more than 63 percent of its games over the last 10 seasons, entering this year with a .635 winning percentage in the last decade.



This season marks the 103rd year of St. Bonaventure men's basketball.

FARELL'S FAST ASCENT

- **Yann Farell** is quickly establishing himself as one of the Atlantic 10's top freshmen. He was named the A-10 Rookie of the Week Nov. 21.
- Farell, who is one of Bona's top-ranked recruits in program history and selected the Bonnies over looks from Power 5 programs, hauled in a career-high 14 rebounds while adding 11 points and two assists in the Bonnies victory over Notre Dame Nov. 25 and recorded a new career-best in scoring with 18 points at Buffalo Dec. 3.
- During the Mark Schmidt era, no other Bonnies freshman has posted multiple double-doubles in his first six career games prior to Yann Farell doing so in his first month with the Bonnies. All-time Bonnies great Andrew Nicholson came close as a frosh in 2008 (a year in which he was named A-10 Rookie of the Year) – he had one double-double and came one rebound short of that mark in a second contest (15 pts, 11 reb in a memorable overtime win at Rutgers, followed by 13 and nine the following contest vs. Mississippi State).

NEW LEADERS

- Despite being a totally different roster, the Bonnies are not without veteran leadership. Redshirt juniors **Daryl Banks III** and **Moses Flowers** were elected by their teammates to be team captains this season. Banks helped key an unforgettable Cinderella NCAA Tournament run by Saint Peter's last season, highlighted by a career-high 27 points in an overtime win over Kentucky as the Peacocks reached the Elite Eight. He poured in 890 points in three seasons at Saint Peter's, averaging better than 11.3 points per game last season and also finished with 26 points against Providence as well as 14 in a Sweet 16 win vs. Purdue. Flowers, meanwhile, played three seasons at Hartford, starting 66 of 69 career games. Last season, he averaged 14.7 points and 6.4 rebounds.

The Bonnies boast four players with All-Conference awards on their collegiate resumes: Banks is a three-time All-MAAC pick while Flowers captured All-America East honors twice. In addition, **Kyrell Luc** and **Anquan Hill** were each named Rookie of the Year in the Patriot League and NEC respectively.

SIMILIARITY ON THE SIDELINES

- Despite of all the roster changes, the Bonnies figure to remain competitive based on who is on the sidelines. Under the leadership of Mark Schmidt, the Bonnies have been one the Atlantic 10's most consistent programs. The only A-10 team to enter this season having won at least 10 conference games in each of the past eight seasons, the Bonnies have reached at least 18 wins each year since 2013-14 with the exception of a 16-5 record in the 2020-21 pandemic-shortened season.
- St. Bonaventure has finished top-five in the final Atlantic 10 standings in each of the last seven years.

Small School, Huge Heart: Size Is Not Barrier To Success

St. Bonaventure has proven over many years that a small enrollment is not an obstacle to basketball success. St. Bonaventure is one of the 10 smallest NCAA Division I schools by enrollment. Bonnies fans are well-known for their passion. In a region (city of Olean and village of Allegany) that has just over 15,000 people, St. Bonaventure has sold over 2,800 season tickets for the 2022-23 season. On average, when school is in session, at least half of the student body (1,800) attends games. In 2019-20 attendance at the Reilly Center averaged 4,359 fans.

A WHOLE NEW YEAR

- St. Bonaventure boasts an entirely new roster of nine newcomers: six transfers and three freshmen.
- The Bonnies used the transfer portal to rebuild their roster after the loss of their senior class from a year ago. Last year, Bona's five senior starters accounted for all but five possible starts during the entire season.
- St. Bonaventure was the only team in the nation to return zero points from last season on this year's roster.
- The Bonnies have a new face at point guard for the first time in four years: **Kyrell Luc** takes over for Kyle Lofton, who played 94 percent of possible minutes during his four-year Bonaventure career before transferring to Florida.

2022-23 BONAVENTURE TRENDS

At Home	5-1
On The Road.....	0-2
Neutral Site.....	1-2

HALFTIME/LEADS/OVERTIME

Leading at the half	4-2
Tied at half.....	1-0
Trailing at half.....	1-3
Games decided by 5 pts or less.....	0-2
Games decided by 6-10 points	1-0
Games decided by 10+ points	5-3
Overtime games	0-1

OFFENSE

Scoring 80 points or more.....	2-1
Scoring 70-79 points	2-0
Shooting 40% or better.....	4-2
Shooting less than 40%.....	0-3
Opponent shooting 40% or better.....	2-5
Opponent shooting less than 40%.....	4-0
SBU player scoring 20+ points.....	4-1
Three+ SBU players in double digits.....	6-5

DEFENSE

Outrebounding opponent	5-2
Outrebounded by opponent	1-3
Even rebounding	0-0
SBU player with 10+ rebounds	1-3
Bonnies recording 10+ steals	1-2
Bonnies recording 5+ blocks	2-1

TURNOVERS/FOULS

More turnovers than opponent	4-2
Fewer turnovers than opponent.....	2-3
Even turnovers	0-0
More fouls than opponent.....	2-5
Fewer fouls than opponent.....	3-0
Even fouls	1-0

MISCELLANEOUS STATS

Afternoon Game	2-2
Night Game.....	4-3

DAY

Sunday	0-1
Monday.....	1-0
Tuesday.....	1-1
Wednesday	2-0
Thursday	0-0
Friday.....	1-1
Saturday.....	1-2

JERSEY

Wearing White	5-1
Wearing Brown	0-3
Wearing Gray	1-0

ST. BONAVENTURE LAST FIVE GAMES

No.	Player				Total		3-Point		F-Throw		Rebounds													
		GP-GS	MIN	AVG	FG-FGA	FG%	3FG-3FGA	3FG%	FT-FTA	FT%	OFF	DEF	TOT	AVG	PF	DQ	A	TO	BLK	STL	PTS	AVG		
5	BANKS III, Daryl	5-5	196:27	39.3	25-66	.379	13-36	.361	15-19	.789	2	14	16	3.2	8	0	14	12	0	8	78	15.6		
1	LUC, Kyrell	5-5	167:29	33.5	24-59	.407	4-17	.235	12-17	.706	0	11	11	2.2	16	1	15	17	2	10	64	12.8		
32	VENNING, Chad	5-5	131:26	26.3	23-46	.500	0-0	.000	8-13	.615	9	19	28	5.6	15	1	5	13	10	2	54	10.8		
2	FARELL, Yann	5-5	172:04	34.4	14-39	.359	6-21	.286	3-8	.375	16	23	39	7.8	9	0	6	6	1	6	37	7.4		
4	FLOWERS, Moses	5-0	95:15	19.0	11-27	.407	5-12	.417	4-7	.571	0	11	11	2.2	10	0	9	9	0	4	31	6.2		
0	EVANS, Barry	5-5	120:04	24.0	9-22	.409	1-2	.500	5-12	.417	16	12	28	5.6	4	0	6	2	3	8	24	4.8		
10	AMADASUN, Max	4-0	31:23	7.8	6-10	.600	0-0	.000	2-2	1.000	3	4	7	1.8	6	0	0	1	1	0	14	3.5		
11	MELLOUK, Anouar	5-0	35:45	7.1	2-12	.167	0-2	.000	2-2	1.000	6	2	8	1.6	11	0	0	2	0	3	6	1.2		
24	RUMPEL, Brett	4-0	20:45	5.2	0-3	.000	0-0	.000	3-4	.750	0	2	2	0.5	3	0	2	4	0	1	3	0.8		
35	HILL, Anquan	5-0	29:22	5.9	1-4	.250	0-1	.000	0-0	.000	5	4	9	1.8	2	0	0	1	0	0	2	0.4		
Team											7	10	17					3						
Total		5	1000		115-288	.399	29-91	.319	54-84	.643	64	112	176	35.2	84	2	57	70	17	42	313	62.6		
Opponents		5	1000		124-274	.453	24-101	.238	60-98	.612	58	120	178	35.6	75	1	66	68	22	32	332	66.4		

Team Statistics

	SBU	OPP
Scoring	313	332
Points per game	62.6	66.4
Scoring margin	-3.8	-
Field goals-att	115-288	124-274
Field goal pct	.399	.453
3 point fg-att	29-91	24-101
3-point FG pct	.319	.238
3-pt FG made per game	5.8	4.8
Free throws-att	54-84	60-98
Free throw pct	.643	.612
F-Throws made per game	10.8	12.0

Team Results

Date	Opponent		Score	Att.
11/30/2022	Middle Tenn.	W	71-64	3089
12/03/2022	at Buffalo	L	66-83	4633
12/07/2022	Cleveland St.	W	61-42	3158
12/11/2022	vs Iona	L	57-72	0
12/16/2022	FGCU	L	58-71	3005

THE LAST TIME...?

...Bona scored 90-99 points in a game
12/1/21 vs. Coppin St. (W, 93-81)

...Bona scored 100+ points in a game
2/27/18 vs. Davidson (W, 117-113, 30T)

...Bona allowed 90-99 points in a game
11/27/21 vs. UNI (L, 90-80)

...Bona allowed 100+ points in a game
2/27/18 vs. Davidson (W, 117-113, 30T)

...Bona scored 50+ points in a half
11/22/22 vs. So. Indiana (50, 2nd half)

...Bona played an overtime game
11/12/22 at Canisius (L, 84-80)

...Bona played a double overtime game
1/19/19 vs. Dayton (L, 89-86)

...Bona played a triple overtime game
2/27/18 vs. Davidson (W, 117-113, 30T)

...Bona won a game by 20-29 points
2/19/22 vs. Duquesne (W, 81-55)

...Bona lost a game by 20-29 points
3/7/20 at SLU, 72-49

...Bona won a game by 40+ points
2/26/21 vs. GW (88-41)

...Bona lost a game by 30+ points
12/17/21 vs. Virginia Tech (86-49)

...Bona forced 20+ turnovers
11/15/22 vs. So. Dakota St. (25)

...Bona had 25+ team assists
2/16/22 vs. UMass (25)

...Bona hit 15+ 3-pointers
2/27/21 vs. GW (15)

...Bona hit 0 3-pointers
11/24/17 vs. Maryland (W, 63-61)

...Two players scored 20+ points in a game
1/29/22 vs. Saint Joe's (Adaway, 22; Holmes, 20)

...Three players scored 20+ points in a game
11/12/16 vs. St. Francis (J. Adams, 23,
D. Gregg 23, M. Mobley 21)

...Three players scored 30+ points in a game
2/27/18 vs. Davidson (Adams 34, Mobley 33,
Stockard 31)

...Player scored 30+ points in a game
11/19/22 vs. Bowling Green (Daryl Banks III, 34)

...Player scored 40+ points in a game
2/7/18 vs. Saint Louis (Jaylen Adams, 44)

...Five double-figure scorers in a game
3/20/22 at Oklahoma (Holmes 23, Osunniyi 14, Adaway 11, Lofton 10,
Welch 10)

...Six double-figure scorers in a game
12/18/19 vs Niagara (Welch 17, Vasquez 14, Osunniyi 13, Lofton 12, Ikpeze
11, Winston 10)

...Player had 10+ assists in a game
3/29/22 vs. Xavier (Kyle Lofton, 11)

...Player had 15+ rebounds in a game
1/21/22 at Duquesne (Osun Osunniyi, 17)

...Player had 5+ steals in a game
11/15/22 vs. So. Dakota St. (Kyrell Luc, 6)

...Player had 5+ blocks in a game
2/11/22 at SLU (Osun Osunniyi, 6)

...Player had 6 or more 3-pointers in a game
11/19/22 vs. Bowling Green (Daryl Banks III, 7)

...Player had 20 points & 20 rebounds in a game
2/11/12 vs. Duquesne (Andrew Nicholson, 21 & 23)

...Multiple Bonnies double-doubles in a game
11/25/22 vs. Notre Dame (Venning 14 pts, 11 reb; Farrell 11 pts, 14 reb)

HEAD OF THE CLASS

Mark Schmidt is St. Bonaventure's all-time-coaching wins leader. Now in his 16th season, Schmidt entered the year with 268 wins at St. Bonaventure, and 350 for his coaching career. With win No. 203 on Feb. 17, 2019 when the Bonnies topped George Mason, Schmidt topped Larry Weise's mark of 202 that had stood since 1973.

- **He stands 2nd in conference victories among active A-10 coaches with 141 Atlantic 10 wins** behind only Richmond's Chris Mooney and is fifth all-time.
- Schmidt is the second-longest tenured active A-10 head coach (A-10 seasons only), again behind only Mooney who is in his 18th year with the Spiders.
- Schmidt's win total at St. Bonaventure ranks second among all active A-10 coaches for victories at their current school, behind only Mooney at Richmond.
- Schmidt is now the Bonnies' longest-tenured coach in program history. As he enters his 16th season at the helm, he surpasses the 15-year tenure of Mike Reilly, the namesake for the Reilly Center, who led the program (as well as coached football during that time) from 1928-43.



SCHMIDT vs. THE A-10

Career record: 141-110

OPPONENT

Davidson	5-8
Dayton	2-17
Duquesne	23-9
Fordham	18-3
George Mason	10-2
GW	7-6
La Salle	10-8
Loyola Chicago	0-0
UMass	15-5
Rhode Island	8-12
Richmond	10-11
Saint Joseph's	19-8
Saint Louis	15-8
VCU	5-8

2022-23 A-10 HONORS

A-10 PLAYER OF THE WEEK

Chad Venning Nov. 28

A-10 ROOKIE OF THE WEEK

Yann Farell Nov. 21



ST. BONAVENTURE WINS CHART

Coach	Wins	Seasons
Mark Schmidt	274	16 (2007-Pres.)
Larry Weise	202	12 (1961-73)
Jim Satalin	156	9 (1973-82)
Eddie Donovan	139	8 (1953-61)
Mike Reilly	133	15 (1928-43)
Jim Baron	132	9 (1992-01)

A-10 CONFERENCE WINS CHART

Coach	Wins	School
1. John Chaney	296	Temple
2. Phil Martelli	218	SJU
3. Gale Catlett	180	WVU
4. Chris Mooney	152	Rich
5. Mark Schmidt	141	SBU
6. Jim Baron	139	SBU/URI

LEGENDS IN THE RAFTERS

BONNIES RETIRED NUMBERS

Name	No.	Notes
Bob Lanier, '70	31	All-American 1968-70, #1 pick in 1970 NBA Draft, @HoopHall inductee '92
Greg Sanders, '78	53	Bona's all-time leading scorer (2,238 pts), 1977 NIT MVP
Andrew Nicholson, '12	44	Led SBU to first A-10 title; 2,103 pts; 2012 NBA 1st Round pick
Tom Stith, '61	42	All-American 1960-61; 2,052 pts; averaged 31.5 ppg in 1959-60
Sam Stith, '60	22	Catalyst for Bona's three NIT runs and NCAA berth
Bill Butler, '68	14	Captain of 1967-68 undefeated regular season; 1,462 pts; 650 rb
Fred Crawford, '64	54	Led SBU to first NCAA bid; 1,738 pts; played for five NBA teams
Essie Hollis, '78	25	Led 1977 NIT title run; 1,905 pts, 977 rebounds
Earl Belcher, '81	25	1981 A-10 Player of the Year; 2,077 pts
Ronald Martin, '61	34	Point guard for two NIT teams and Bona's first NCAA Tournament club
Ken Murray, '51	13	Bona's first 1,000-point scorer; 1950 All-America; 1952 NBA Rookie of the Year

HONORED JERSEYS

Name	No.	Notes
Bill Kenville, '53	20	Only Bona grad to win an NBA title (1955 Syracuse Nationals)

IN MEMORIAM

- St. Bonaventure is wearing a 31 patch on its jerseys this season to represent the Bonnies jersey number of the late Bob Lanier who passed away in May 2022. In addition, St. Bonaventure is proud to announce the institution of the Bob Lanier Literacy Fund to continue his passion for work in the community. As part of the fund, a \$10,000 donation will be made toward youth-serving literacy programs in the Olean area.



A silky-smooth left-hander with a lethal hook shot and mid-range jumper, Lanier averaged 27.2 points and 15.5 rebounds a game his junior year and 29.1 points and 16 rebounds his senior season. He was a consensus All-American each season. Lanier finished his 75-game career as the St. Bonaventure record holder in seven categories: career scoring (2,067 points); career points per game (27.6); career rebounding (1,180); single-game scoring (51 points vs. Seton Hall); single-game rebounding (27 vs. Loyola, Md.); single-season rebounding (416); and average rebounds in one season (16) in 1969-70. He continues to rank fourth in all-time SBU career points. An eight-time NBA All-Star and member of the 1970-71 All-Rookie team, Lanier scored more than 19,000 points over his 14-year career with Detroit and Milwaukee, averaging 20.1 points, 10.1 rebounds, 3.1 assists, 1.5 blocks, and 1.1 steals. He is a member of the Basketball Hall of Fame.

ST. BONAVENTURE PROGRAM NOTES



BONNIES BRILLIANCE

- St. Bonaventure has created an Atlantic 10 power under head coach Mark Schmidt. When the Bonnies captured both the regular season and tournament championships in 2021, it marked a continuation of A-10 prominence for the program
- The Bonnies are the only Atlantic 10 team to win double-digit conference games in eight straight seasons, dating to 2014-15
- Entering this year, Bona's 95 victories in conference play during the previous seven years ranked third among all A-10 squads
- The Bonnies have won at least 18 games every year since 2013-14 with one exception - 2020-21 when the team was limited to 21 games by the pandemic, but finished 16-5 (.761 win pct)
- The current "golden era" of Bonnies basketball could point to 2011-12 as the beginning of the St. Bonaventure basketball renaissance when the program won 20 games and the 2012 Atlantic 10 Championship, the first in program history. Since that time, the Bonnies have a .628 winning percentage from '11-12 through '21-22
- Schmidt's teams have averaged over 18 wins per season over his 15 years in charge of the program



HEAD OF THE PACK

- The Bonnies have finished in the top-five of the A-10's final regular season standings in each of the past seven seasons
- Entering this year, the Bonnies had 144 overall wins since the start of the 2015-16 season, ranking third among all A-10 programs

ATLANTIC 10 ACES

In the past eight seasons, St. Bonaventure is the only Atlantic 10 team to reach at least 10 victories during conference play each year.

School	Record	Win Pct.
1. Dayton	104-37	.738
2. VCU	97-43	.692
3. St. Bonaventure	95-45	.679
4. Davidson	91-46	.664



Bonnies In The Pros

St. Bonaventure has turned out 26 professional players during the Mark Schmidt Era. A few of the current standouts and where they are currently playing around the world:

Jalen Adaway '22	NBA
Amadi Ikpeze '20	Spain
LaDarien Griffin '19	Sweden
Courtney Stockard '19	Germany
Jaylen Adams '18 **	Australia
Matt Mobley '18	Spain


Denzel Gregg '16
 Andell Cumberbatch '15
 Youssou Ndoye '15
 Demetrius Conger '13
 Andrew Nicholson '12 **
 Andrew Nicholson was drafted 19th overall by the Orlando Magic in the 2012 NBA Draft while Jaylen Adams has played with the Atlanta Hawks, Portland Trailblazers and Milwaukee Bucks.

** - Atlantic 10 Player of the Year

ST. BONAVENTURE

BONNIES BASKETBALL QUICK FACTS

- The program has registered 68 winning seasons, 48 1,000-point scorers and 33 players drafted by the NBA
- **Recent accomplishments: 2020-21 Atlantic 10 regular season & tournament champions, No. 9 seed in the NCAA Tournament // 2019 A-10 Championship Game, tournament runner-up // 2018 NCAA at-large berth & First Four win over UCLA // 2016 A-10 regular season co-champions and No. 1 overall seed in NIT // .667 winning percentage 2015-16 through 2021-22**
- In all, **St. Bonaventure has recorded 17 seasons of 20+ wins** and 26 national post-season appearances
- St. Bonaventure has been to the NCAA Tournament eight times – including the 1970 Final Four – and the NIT 17 times – highlighted by a 1977 national championship
- The Bonnies became a national powerhouse during the 1950s, posting a .686 winning percentage during the decade – ranking 17th in the nation over that period
- The program only grew in prominence – a .724 winning percentage during the 1960s ranked 12th nationally while the team rose as high as No. 2 in the national Top 25 multiple times
- The program had a .600 winning percentage or better in the 1920s, 30s, 40s, 50s, 60s and 70s
- The Bonnies are in another "golden era" under head coach Mark Schmidt – **the program had a .599 winning percentage during the 2010s and their average of 19 wins per year is the highest of any decade in program history**
- **St. Bonaventure is one of 38 schools to both reach a Final Four and win an NIT championship**
- St. Bonaventure's 99-game home winning streak at the Olean Armory from 1948-61 is the second-longest home court win streak in NCAA Division I history behind only Kentucky's 129 from 1943-55



HEAD COACH **MARK SCHMIDT**

2021, 2016 ATLANTIC 10 COACH OF THE YEAR
COACH OF 2016 A-10 REGULAR SEASON CO-CHAMPIONS /
2021 REGULAR SEASON CHAMPIONS & TOURNAMENT CHAMPIONS
2012 A-10 TOURNAMENT CHAMPIONS
2019 A-10 TOURNAMENT RUNNERS-UP
2012, 2018, 2021 NCAA TOURNAMENT, 2022 NIT SEMIFINALISTS

- The St. Bonaventure men's basketball program is in another golden era under head coach Mark Schmidt, who has now completed 15 seasons in charge of the program. St. Bonaventure's all-time wins leader, Schmidt has keyed the return of the Bonnies to national prominence and as one of the Atlantic 10's finest.
- The 2020-21 season became one of the most memorable in program history as the Bonnies captured the Atlantic 10 regular season and tournament championships, the first time Bona's has won both trophies in the same year. Despite a schedule greatly altered due to the pandemic, the Bonnies still added to their streak of double-digit conference victories, going 11-4 in A-10 play for their seventh straight season of 10 or more conference wins, the longest active streak among all Atlantic 10 programs. Junior guard Kyle Lofton earned First Team All-Atlantic 10 honors for the second year in a row, giving the program six consecutive years with a First Team All-Conference selection. Junior center Osun Osunniyi became the Bonnies' first A-10 Defensive Player of the Year and also picked up A-10 Tournament MVP honors as SBU won the league's automatic bid to the NCAA Tournament and received a No. 9 seed in the tourney, Bona's highest in the modern history of the bracket. Along with earning A-10 Coach of the Year honors for the second time, Schmidt was also named the National Association of Basketball Coaches (NABC) District Coach of the Year as well following the 2020-21 campaign.
- In '21-22, he led the Bonnies to their first AP Top 25 ranking in over 40 years, reaching No. 16 in the poll after capturing the Charleston Classic championship with wins over Boise State, Clemson and Marquette. Ultimately, the Bonnies would win 23 games and reach the NIT semifinals after becoming the first mid-major program to win three straight NIT games at Power 5 opponents following victories at Colorado, Oklahoma and Virginia. Schmidt also moved into fifth-place all-time in Atlantic 10 conference coaching wins with 141.
- Schmidt's teams went 214-127 (.628) between the 2011-12 and 2021-22 seasons.
- A shortened schedule in '20-21 was the only thing that kept the Bonnies from an eighth straight season of 18 or more overall wins after the Bonnies finished 2019-20 with 19 victories before the pandemic shutdown.
- St. Bonaventure has had at least one Atlantic 10 First Team All-Conference player in the past seven years under Schmidt's watch.

YEAR-BY-YEAR **RECORD**

AT ROBERT MORRIS

YEAR..... RECORD CONF.

'01-02:	12-18	11-9 (6th)
'02-03:	10-17	7-11 (8th)
'03-04:	14-15	10-8 (4th)
'04-05:	14-15	11-7 (3rd)
'05-06:	15-14	10-8 (5th)
'06-07:	17-11	9-9 (4th)

6 SEASONS82-90..... 58-52

AT ST. BONAVENTURE

YEAR..... RECORD A-10

2007-08	8-22	2-14 (14th)
2008-09	15-15	6-10 (11th)
2009-10	15-16	7-9 (T-8th)
2010-11	16-15	8-8 (7th)
2011-12	20-12	10-6 (4th)
2012-13	14-15	7-9 (9th)
2013-14	18-15	6-10 (9th)
2014-15	18-13	10-8 (T-6th)
2015-16	22-9	14-4 (T-1st)
2016-17	20-12	11-7 (5th)
2017-18	26-8	14-4 (2nd)
2018-19	18-16	12-6 (4th)
2019-20	19-12	11-7 (5th)
2020-21	16-5	11-4 (1st)
2021-22	23-10	12-5 (4th)

15 SEASONS..268-195..... 141-110

CAREER **OVERVIEW**

1989-91 ASST. COACH, ST. MICHAEL'S

1991-93 ASST. COACH, PENN STATE

- NIT(1992)

1993-94 ASST. COACH, LOYOLA (MD.)

- NCAA Tournament (1994)

1994-01 ASST. COACH, XAVIER UNIV.

- NCAA (1995, 1997, 1998, 2000)
- NIT (1999, 2000)
- Atlantic 10 West Champ. (1997, 1998)
- Atlantic 10 Tournament Champ. (1998)

2001-07 HEAD COACH

ROBERT MORRIS UNIVERSITY

2007-PRES. HEAD COACH

ST. BONAVENTURE UNIVERSITY

- 2012 & 2021 Atlantic 10 Champions
- 2022 NIT semifinals
- 2018 NCAA Tournament (beat UCLA), set school record with 26 wins
- Atlantic 10 regular season co-champions, NIT first round (2016)
- Atlantic 10 Tournament semifinals (2014)
- Atlantic 10 Tournament Championship Game (2019)



“
 Mark Schmidt is easily one of the most underrated coaches in the country, **leading St. Bonaventure to the top of the A-10.**
 ”

ANDY KATZ
 NCAA.COM CORRESPONDENT

ON THE BENCH



**STEVE
CURRAN**

- In his 13th season with the program
- Named one of the nation's "most impactful mid-major assistant coaches" according to Silver Waves Media in both 2020 and again in 2022
- Responsible for recruiting much of the team's top talent in the past decade-plus
- Recruited 2018 A-10 Player of the Year Jaylen Adams as well as future pros Matthew Wright, '14, Charlon Kloof, '14, and Youssou Ndoeye, '15
- Recruited guards Kyle Lofton and Dominick Welch as part of Bona's tremendous Class of 2022
- Spent five years as an assistant with Central Connecticut and previously served on Mark Schmidt's staff at Robert Morris 2001-04. Has coached collegiately since 1994, also working on staffs at Merrimack (1994-99) and New Hampshire (1999-2001)
- Played collegiately at Merrimack, leading team to the Northeast-10 title and back-to-back NCAA Tournament appearances as a first team all-conference pick.

Associate Head Coach • Merrimack, '92



**SEAN
NEAL**

- In his fifth season with the program
- Led the recruitment of center Osun Osunniyi, '22, the only two-time Atlantic 10 Defensive Player of the Year in program history
- Spent 10 seasons at fellow Atlantic 10 member La Salle with former head coach Dr. John Giannini, serving as video coordinator, director of operations and four years as assistant coach
- Helped La Salle to 2013 Sweet 16 and end of season national Top 25 ranking
- Played collegiately at La Salle (2003-07) and was a member of the 2005-06 team which finished third in the A-10 with 18 wins. Appeared in 77 career games at point guard
- Springfield, Mass. native who was named the Massachusetts Player of the Year while playing at Springfield Cathedral High


Assistant Coach • La Salle, '07, '11



**CHRIS
LOWE**

- In his second season with the program
- Prior to arriving at Bona's, he spent the 2021-22 season at UTRGV
- Played collegiately at UMass where he graduated as the Minutemen's record-holder in career assists with 678, a total that ranks sixth all-time in Atlantic 10 history
- Became just the seventh A-10 player with 1,000+ points and 600+ assists during his UMass career
- Played professionally for eight years, first in the NBA G League (2009-10) before moving overseas to Lithuania, Slovakia and Austria
- Started coaching career at Saint Louis as a graduate assistant, serving on the 2019 Atlantic 10 Championship coaching staff

Assistant Coach • UMass, '09, Saint Louis '20



2021 ATLANTIC 10 CHAMPIONS



2022 NIT SEMIFINALISTS

HOME SWEET HOME



BONNIES HOME SUCCESS

- 49-11 at home (.817) in Atlantic 10 play since 2015-16
- 115-38 record at home (.753) the past 8+ seasons
- 152-61 record at home under head coach Mark Schmidt (.714)
- 505-220 record at home all-time
- In the past two seasons, St. Bonaventure posted a combined home record of 21-3 (2020-21 and 2021-22)

ONE OF THE NATION'S TOP VENUES

- "The Reilly Center has enjoyed multiple stretches as one of the game's most hostile venues. Fans arrive early and don't wait until tipoff to start cheering. In good years, you don't want to play at the Reilly Center ... this is one of America's more underrated venues." - ESPN.com
- In 2016, ESPN selected The RC as the most difficult place for opponents to play in the Atlantic 10 and one of the top 10 such venues in the nation thanks to its often raucous crowds and tremendous college basketball atmosphere

BIG RC WINS

Feb. 21, 1969 - SBU 97, Seton Hall 67

In 1969, Bob Lanier was stepping on every college team that dared cross his path. Not only did he already hold the Reilly Center record for rebounds in a game with 27, but against Seton Hall Lanier scored a school and RC record 51 points.

Dec. 21, 1969 - SBU 77, Duquesne 58

The largest crowd ever to witness a game at the Reilly Center saw the Bonnies defeat Duquesne, 77-58. The standing room only crowd of 6,291 flooded the aisles and any available spots on the floor.

Feb. 4, 1995 - SBU 69, Rhode Island 66

The Bonnies scored the 1,000th win in St. Bonaventure history.

March 16, 1995 - SBU 75, So. Miss 70

St. Bonaventure played its first-ever home postseason game during the 1995 NIT when they hosted Southern Mississippi in round one. More than 6,000 fans watched as the Bonnies prevailed.

1997-98 Ranked Wins

During the 1997-98 season, St. Bonaventure defeated three Top 20 teams at The RC. Thirteenth-ranked Xavier (80-77), 20th-ranked Rhode Island (86-81) and 20th-ranked Massachusetts (72-70, 2OT) fell, much to the delight of the Bona faithful.

Jan. 15, 2000 - SBU 57, #13 Temple 56

In a game many fans described as the best they had ever seen in The RC, J.R. Bremer's three-pointer with 2.8 seconds left gave the Bonnies a 57-56 win over 13th-ranked Temple.

Jan. 29, 2014 - SBU 78, #19 UMass 65

Charlon Kloof scored 14 points as the Bonnies registered their first Top 25 win since 2000.

Feb. 7, 2015 - SBU 73, #18 VCU 71

Marcus Posley played the hero on Feb. 7, 2015, when he drove and scored on an off-balance shot as time expired to give St. Bonaventure a 73-71 win over No. 18 VCU.

Feb. 16, 2017 - SBU 77, #14 Rhode Island 74

St. Bonaventure ended what was the nation's active longest winning streak when the Bonnies beat No. 14/16 Rhode Island live before a Friday night national TV audience on ESPN2.

Dec. 7, 2019 - SBU 73, Hofstra 45

With the 1970 Final Four team in attendance as well as the program's All-Time Team, Bona dominated the Pride.



BARRY EVANS

O

Freshman

Forward

6-8 / 205

Baltimore, MD

Baltimore Poly / Putnam Science Acad.

GAME-BY-GAME

2022-23 SEASON / CAREER HIGHS

MINUTES

Season 40 vs. So. Indiana (11/22/22)
Career Same

POINTS

Season 12 vs. Saint Francis (PA) (11/7/22)
Career Same

REBOUNDS

Season 9 vs. Cleveland St. (12/7/22)
Career Same

FIELD GOALS

Season 6 vs. Saint Francis (PA) (11/7/22)
Career Same

3-POINT FIELD GOALS

Season 1 vs. South Dakota St. (11/15/22)
Career Same

FREE THROWS

Season 2 vs. MTSU (11/30/22)
Career Same

ASSISTS

Season 2 vs. Bowling Green (11/19/22)
Career Same

STEALS

Season 3, 2x. last vs. Cleveland St. (12/7/22)
Career Same

BLOCKS

Season 1, 4x.
Career Same

MISCELLANEOUS

2022-23 in Double Figures 2

Opponent	Date	GS	MIN	Total		3-Pointers		Free throws		Rebounds			PF		A	TO	BLK	STL	PTS	AVG
				FG-FGA	PCT	3FG-3FGA	PCT	FT-FTA	PCT	OFF	DEF	TOT	AVG							
Saint Francis (PA)	11/07/2022	*	32:53	6-9	.667	0-2	.000	0-2	.000	5	3	8	8.0	0	1	0	0	2	12	12.0
at Canisius	11/12/2022	*	37:21	4-7	.571	0-1	.000	0-0	.000	3	2	5	6.5	3	1	1	0	2	8	10.0
vs South Dakota St.	11/15/2022	*	36:00	3-9	.333	1-2	.500	0-0	.000	0	2	2	5.0	2	1	1	0	1	7	9.0
Bowling Green	11/19/2022	*	36:21	2-6	.333	0-1	.000	0-2	.000	1	7	8	5.8	1	2	2	1	1	4	7.8
Southern Ind.	11/22/2022	*	40:00	3-5	.600	0-0	.000	0-0	.000	0	3	3	5.2	0	1	2	0	2	6	7.4
vs Notre Dame	11/25/2022	*	16:53	3-5	.600	0-1	.000	0-0	.000	1	0	1	4.5	5	0	2	0	1	6	7.2
Middle Tenn.	11/30/2022	*	31:37	3-5	.600	0-0	.000	2-5	.400	3	4	7	4.9	1	0	0	1	3	8	7.3
at Buffalo	12/03/2022	*	18:38	1-4	.250	0-0	.000	0-3	.000	2	1	3	4.6	0	0	1	0	0	2	6.6
Cleveland St.	12/07/2022	*	31:39	4-7	.571	0-0	.000	2-2	1.000	5	4	9	5.1	1	3	1	1	3	10	7.0
vs Iona	12/11/2022	*	24:43	0-2	.000	0-0	.000	0-0	.000	5	3	8	5.4	1	3	0	0	1	1	6.3
FGCU	12/16/2022	*	13:27	1-4	.250	1-2	.500	1-2	.500	1	0	1	5.0	1	0	0	0	0	1	6.1
Totals		11	319:31	30-63	.476	2-9	.222	5-16	.313	26	29	55	5.0	15	12	10	4	17	67	6.1

Player Averages

Games Played	Minutes/game	Points/game	FG Pct	3FG Pct	FT Pct	Rebounds/game	Assists/game	Turnovers/game	Assist/Turnover ratio	Steals/game	Blocks/game
11	29.0	6.1	47.6	22.2	31.3	5.0	1.1	0.9	1.2	1.5	0.4

High School / Prep

Helped key a national prep championship with Putnam Science Academy, ranking third on the team in total points, first in rebounds, third in assists and third in steals ... averaged 10.9 points, 6.7 rebounds, 2.9 assists and 1.6 steals for the Mustangs ... shot nearly 51 percent from the floor and started all 37 games ... became just the second player in PSA history to record a triple-double when he posted 17 points, 21 rebounds and 10 assists in a win over Commonwealth Academy ... preserved PSA's undefeated record with a putback with one second remaining vs. Brewster, sending the game to overtime where the Mustangs would prevail ... led team in scoring four times, in rebounding 10 times and assists six times ... played high school at Oakland Mills and Baltimore Poly in the Baltimore area ... earned a spot on the Baltimore Sun All-County First Team in 2020 before the following season's Baltimore City Public School campaign was wiped out due to the pandemic ... previously earned All-District First Team honors as a junior at Oakland Mills, helping his squad to the state playoffs ... follows in the footsteps of Bonnies Class of 2022 greats Kyle Lofton and Osun Osunniyi who also won a prep national title at PSA.

TOP 5 SCORING PERFORMANCE

- 12 points vs. St. Francis (PA) (11/7/22)
- 10 points vs. Cleve. St. (12/7/22)
- 8 points vs. MTSU (11/30/22)
- 8 points at Canisius (11/12/22)
- 7 points vs. So. Dakota St. (11/15/22)



KYRELL LUC

Sophomore | Guard | 5-11 / 165
 Dorchester, Mass. | Brimmer & May (Holy Cross)

1

GAME-BY-GAME

Opponent	Date	GS	MIN	Total		3-Pointers		Free throws		Rebounds											
				FG-FTA	PCT	3FG-3FGA	PCT	FT-FTA	PCT	OFF	DEF	TOT	AVG	PF	A	TO	BLK	STL	PTS	AVG	
Saint Francis (PA)	11/07/2022	*	38:19	7-14	.500	2-3	.667	7-8	.875	0	2	2	2.0	2	5	1	0	2	23	23.0	
at Canisius	11/12/2022	*	43:11	5-16	.313	2-4	.500	1-4	.250	4	2	6	4.0	2	9	2	1	1	13	18.0	
vs South Dakota St.	11/15/2022	*	35:32	7-14	.500	0-1	.000	3-5	.600	2	2	4	4.0	1	5	6	1	6	17	17.7	
Bowling Green	11/19/2022	*	28:57	3-8	.375	1-4	.250	1-2	.500	0	3	3	3.8	5	6	4	0	2	8	15.3	
Southern Ind.	11/22/2022	*	39:16	5-9	.556	1-3	.333	8-8	1.000	0	5	5	4.0	0	6	4	2	3	19	16.0	
vs Notre Dame	11/25/2022	*	40:00	4-13	.308	4-6	.667	4-4	1.000	0	4	4	4.0	1	6	2	0	0	16	16.0	
Middle Tenn.	11/30/2022	*	38:03	7-14	.500	2-5	.400	6-8	.750	0	2	2	3.7	2	3	4	1	2	22	16.9	
at Buffalo	12/03/2022	*	33:24	5-9	.556	0-0	.000	0-1	.000	0	2	2	3.5	4	3	1	0	1	10	16.0	
Cleveland St.	12/07/2022	*	32:32	4-13	.308	0-3	.000	4-5	.800	0	3	3	3.4	2	4	0	0	1	12	15.6	
vs Iona	12/11/2022	*	30:56	4-13	.308	0-3	.000	2-3	.667	0	2	2	3.3	3	3	9	1	5	10	15.0	
FGCU	12/16/2022	*	32:34	4-10	.400	2-6	.333	0-0	.000	0	2	2	3.2	5	2	3	0	1	10	14.5	
Totals		11	392:44	55-133	.414	14-38	.368	36-48	.750	6	29	35	3.2	27	52	36	6	24	160	14.5	

CAREER HONORS

- 2022 Patriot League Rookie of the Year
- Patriot League Rookie of the Week, 6x.

2022-23 SEASON / CAREER HIGHS

MINUTES

Season 43 at Canisius (11/12/22)
 Career Same

POINTS

Season 23 vs. Saint Francis (PA) (11/7/22)
 Career 24 at Boston (1/31/22)

REBOUNDS

Season 6 at Canisius (11/12/22)
 Career 7, 3x. last at Loyola (MD) (2/9/22)

FIELD GOALS

Season 7, 3x. last vs. MTSU (11/30/22)
 Career 10 at Boston (1/31/22)

3-POINT FIELD GOALS

Season 4 vs. Notre Dame (11/25/22)
 Career 4, 2x.

FREE THROWS

Season 7 vs. Saint Francis (PA) (11/7/22)
 Career 7, 4x.

ASSISTS

Season 9 at Canisius (11/12/22)
 Career Same

STEALS

Season 6 vs. So. Dakota St. (11/15/22)
 Career Same

BLOCKS

Season 2 vs. So. Indiana (11/22/22)
 Career Same

MISCELLANEOUS

2022-23 in Double Figures 10
 Career in Double Figures 34

TOP 5 SCORING PERFORMANCES

1. 24 points at Boston (1/31/22)
2. 23 points vs. St. Francis (PA) (11/7/22)
3. 22 points vs. MTSU (11/30/22)
4. 19 points vs. So. Indiana (11/22/22)
5. 18 points, 3x.

Player Averages

Games Played	Minutes/game	Points/game	FG Pct	3FG Pct	FT Pct	Rebounds/game	Assists/game	Turnovers/game	Assist/Turnover ratio	Steals/game	Blocks/game
11	35.7	14.5	41.4	36.8	75.0	3.2	4.7	3.3	1.4	2.2	0.5

As A Freshman (2021-22)

Started all 31 games for Holy Cross in his first collegiate season and averaged 13.0 points, 3.6 rebounds, 2.4 assists and 1.5 steals in over 32 minutes per game ... scored in double figures 24 times as a freshman, leading the team in scoring 10 times and in assists a dozen occasions ... shot 39 percent overall from the floor (145-370) and 35 percent from long distance (38-107) as well as over 77 percent at the foul line (75-97), scoring in double figures in 12 of his final 13 games at Holy Cross ... netted a career-high 24 points at Boston.

High School

Named the New England Preparatory School Athletic Council Class AA Player of the Year in 2019-20 ... averaged 26 points, six assists and five rebounds per game in final high school season before senior campaign was canceled due to the pandemic ... scored over 1,000 career points in only two varsity seasons ... also ran cross country.


CAREER STATS

				Field Goals		3-Point		F-Throws		Rebounds										Scoring	
SEASON	TEAM	GP-GS	MIN/AVG	FG-FGA	FG%	3FG-3FGA	3FG%	FT-FTA	FT%	OFF	DEF	TOT	AVG	PF-FO	A	TO	BLK	STL	PTS	AVG	
2021-22	HolyCr	31-31	999/32.2	145-370	.392	38-107	.355	75-97	.773	12	101	113	3.6	59-1	74	83	10	45	403	13.0	
2022-23	SBU	11-11	393/35.7	55-133	.414	14-38	.368	36-48	.750	6	29	35	3.2	27-2	52	36	6	24	160	14.5	
TOTAL FOR SBU		11-11	393/35.7	55-133	.414	14-38	.368	36-48	.750	6	29	35	3.2	27-2	52	36	6	24	160	14.5	
TOTAL		42-42	1392/33.1	200-503	.398	52-145	.359	111-145	.766	18	130	148	3.5	86-3	126	119	16	69	563	13.4	

2021 ATLANTIC 10 CHAMPIONS



2022 NIT SEMIFINALISTS



YANN FARELL

2

Freshman

Forward

6-6 / 200

Libreville, Gabon

Keystone Academy

GAME-BY-GAME

Opponent	Date	GS	MIN	Total		3-Pointers		Free throws		Rebounds				PF	A	TO	BLK	STL	PTS	AVG
FG-FGA	PCT	3FG-3FGA	PCT	FT-FTA	PCT	OFF	DEF	TOT	AVG											
Saint Francis (PA)	11/07/2022	*	23:42	0-1	.000	0-1	.000	2-3	.667	1	4	5	5.0	2	1	1	0	0	2	2.0
at Canisius	11/12/2022	*	09:41	2-2	1.000	1-1	1.000	0-0	.000	0	4	4	4.5	3	0	1	0	0	5	3.5
vs South Dakota St.	11/15/2022	*	30:53	6-10	.600	4-8	.500	0-0	.000	1	10	11	6.7	4	2	1	1	0	16	7.7
Bowling Green	11/19/2022	*	35:26	5-13	.385	4-12	.333	0-0	.000	3	4	7	6.8	2	0	1	2	0	14	9.3
Southern Ind.	11/22/2022	*	30:08	4-8	.500	3-7	.429	2-3	.667	2	5	7	6.8	4	1	3	0	0	13	10.0
vs Notre Dame	11/25/2022	*	30:56	3-9	.333	2-7	.286	3-4	.750	4	10	14	8.0	3	2	1	0	0	11	10.2
Middle Tenn.	11/30/2022	*	37:10	2-6	.333	1-4	.250	1-2	.500	3	5	8	8.0	2	0	2	0	1	6	9.6
at Buffalo	12/03/2022	*	32:53	7-14	.500	2-6	.333	2-6	.333	4	5	9	8.1	1	0	1	1	1	18	10.6
Cleveland St.	12/07/2022	*	32:09	2-4	.500	1-3	.333	0-0	.000	3	5	8	8.1	3	3	1	0	3	5	10.0
vs Iona	12/11/2022	*	35:31	2-7	.286	1-4	.250	0-0	.000	1	3	4	7.7	2	1	2	0	1	5	9.5
FGCU	12/16/2022	*	34:21	1-8	.125	1-4	.250	0-0	.000	5	5	10	7.9	1	2	0	0	0	3	8.9
Totals		11	332:49	34-82	.415	20-57	.351	10-18	.556	27	60	87	7.9	27	12	14	4	6	98	8.9

Player Averages

Games Played	Minutes/ game	Points/ game	FG Pct	3FG Pct	FT Pct	Rebounds/ game	Assists/ game	Turnovers/ game	Assist/Turnover ratio	Steals/ game	Blocks/ game
11	30.3	8.9	41.5	35.1	55.6	7.9	1.1	1.3	0.9	0.5	0.4

CAREER HONORS

- A-10 Rookie of the Week, Nov. 21

2022-23 SEASON / CAREER HIGHS

MINUTES

Season 37 vs. MTSU (11/30/22)
Career Same

POINTS

Season 18 at Buffalo (12/3/22)
Career Same

REBOUNDS

Season 14 vs. Notre Dame (11/25/22)
Career Same

FIELD GOALS

Season 7 at Buffalo (12/3/22)
Career Same

3-POINT FIELD GOALS

Season 4, 2x. last vs. BGSU (11/19/22)
Career Same

FREE THROWS

Season 3 vs. Notre Dame (11/25/22)
Career Same

ASSISTS

Season 3 vs. Cleveland St. (12/7/22)
Career Same

STEALS

Season 3 vs. Cleveland St. (12/7/22)
Career Same

BLOCKS

Season 2 vs. Bowling Green (11/19/22)
Career Same

MISCELLANEOUS


2022-23 in Double Figures 5
2022-23 Double-Doubles 2

TOP 5 SCORING PERFORMANCES

- 18 points at Buffalo (12/3/22)
- 16 points vs. So. Dakota St. (11/15/22)
- 14 points vs. BGSU (11/19/22)
- 13 points vs. So. Indiana (11/22/22)
- 11 points vs. Notre Dame (11/25/22)

High School / Prep

Played for Brewster Academy in New Hampshire and the PSA Cardinals, a premier New York City AAU program ... in 2021-22, he played for Keystone Academy in Erie, Pa. ... a four-star recruit according to rivals.com, he was praised by scouts for his catch-and-shoot talent, 3-point range, defensive skill and ability to create off the dribble while boasting a 6-foot-11 wingspan ... shot over 65 percent from the floor with PSA, including over 86 percent at the foul stripe. ... ranked as the No. 127 prospect in the entire Class of 2022 by rivals.com and No. 135 by On3.com. Other sources ranked him in the Top 100.



MOSES FLOWERS

R-Junior | Guard | 6-3 / 180
Dorchester, Mass. | Thayer Academy (Hartford)

4

GAME-BY-GAME

Opponent	Date	GS	MIN	Total		3-Pointers		Free throws		Rebounds			PF	A	TO	BLK	STL	PTS	AVG	
				FG-FGA	PCT	3FG-3FGA	PCT	FT-FTA	PCT	OFF	DEF	TOT	AVG							
at Canisius	11/12/2022		15:45	0-5	.000	0-3	.000	2-2	1.000	0	0	0	0.0	2	1	0	0	2	2.0	
vs South Dakota St.	11/15/2022		08:39	1-2	.500	0-0	.000	0-0	.000	0	1	1	0.5	2	2	1	0	2	2.0	
Bowling Green	11/19/2022		14:42	1-3	.333	0-0	.000	2-4	.500	0	2	2	1.0	2	2	2	0	4	2.7	
Southern Ind.	11/22/2022		06:37	1-3	.333	1-2	.500	2-2	1.000	0	2	2	1.3	4	0	1	0	5	3.3	
vs Notre Dame	11/25/2022		23:07	2-6	.333	1-4	.250	0-0	.000	0	0	0	1.0	0	2	1	0	1	5	3.6
Middle Tenn.	11/30/2022		08:23	1-2	.500	0-1	.000	1-3	.333	0	2	2	1.2	2	1	2	0	0	3	3.5
at Buffalo	12/03/2022		22:47	3-7	.429	1-2	.500	3-4	.750	0	4	4	1.6	2	3	0	0	10	4.4	
Cleveland St.	12/07/2022		11:03	1-4	.250	1-3	.333	0-0	.000	0	2	2	1.6	1	2	1	0	1	3	4.3
vs Iona	12/11/2022		24:21	4-7	.571	2-2	1.000	0-0	.000	0	1	1	1.6	2	1	3	0	2	10	4.9
FGCU	12/16/2022		28:41	2-7	.286	1-4	.250	0-0	.000	0	2	2	1.6	3	2	3	0	1	5	4.9
Totals		0	164:04	16-46	.348	7-21	.333	10-15	.667	0	16	16	1.6	20	16	14	0	5	49	4.9

CAREER HONORS

- 2022 America East Third Team All-Conf.
- 2020 America East All-Rookie Team
- America East Rookie of the Week, 4x.

2022-23 SEASON / CAREER HIGHS

MINUTES

Season 28 vs. FGCU (12/16/22)
Career 39 at CCSU (12/18/21)

POINTS

Season 10, 2x. last vs. Iona (12/11/22)
Career 28, 2x. last vs. New Hampshire (1/4/20)

REBOUNDS

Season 4 at Buffalo (12/3/22)
Career 13 vs. Binghamton (1/26/22)

FIELD GOALS

Season 3 at Buffalo (12/3/22)
Career 11 at New Hampshire (2/2/22)

3-POINT FIELD GOALS

Season 2 vs. Iona (12/11/22)
Career 5, 3x.

FREE THROWS

Season 3 at Buffalo (12/3/22)
Career 12 vs. Stony Brook (2/20/22)

ASSISTS

Season 3 at Buffalo (12/3/22)
Career 5 at Stony Brook (2/26/20)

STEALS

Season 2 vs. Iona (12/11/22)
Career 5 at Stony Brook (2/19/22)

BLOCKS

Season
Career 2 vs New Hampshire (1/4/20)

MISCELLANEOUS

2022-23 in Double Figures 2
Career in Double Figures 44
2022-23 Double-Doubles 0

TOP 5 SCORING PERFORMANCES

1. 28 vs. St. Francis Brooklyn (12/5/19)
- 28 vs. New Hampshire (1/4/20)
3. 27 vs. New Hampshire (2/2/22)
4. 24, 3x. last vs. Stony Brook (2/20/22)

Player Averages

Games Played	Minutes/game	Points/game	FG Pct	3FG Pct	FT Pct	Rebounds/game	Assists/game	Turnovers/game	Assist/Turnover ratio	Steals/game	Blocks/game
10	16.4	4.9	34.8	33.3	66.7	1.6	1.6	1.4	1.1	0.5	0.0

At Hartford

Played three seasons at Hartford, starting 66 of 69 career games. This past year, he averaged 14.7 points and 6.4 rebounds in nearly 32 minutes per contest for Hartford, members of the America East. Flowers earned a spot on the America East All-Conference Third Team for his work. He scored 844 career points over his first three collegiate seasons ... two-time America East All-Conference selection, picking up a spot on the league's All-Rookie Team in 2019-20. He shot 49.5 percent from the floor this year for the Hawks, leading the team on the boards as well while also ranking third among all America East players in rebounding. In conference play, he led the league with 1.9 steals per contest as well.

As A Junior (2021-22)

Scored in double-figures 23 times including six 20-point efforts ... named America East All-Conference Third Team.

As A Sophomore (2020-21)

During the pandemic-shortened season of 2020-21, he started all nine games played for the Hawks before opting out of the remainder of the campaign. He averaged 11.6 points and 5.7 rebounds that season.

As A Freshman (2019-20)

As a rookie, he was a four-time America East Rookie of the Week while starting 33 of 34 games and posting the third-most minutes by any freshman in Hawks program history (925). He averaged 10.4 points, 3.8 rebounds and 1.4 assists in his first collegiate season.


CAREER STATS

				Field Goals		3-Point		F-Throws		Rebounds										Scoring	
SEASON	TEAM	GP-GS	MIN/AVG	FG-FGA	FG%	3FG-3FGA	3FG%	FT-FTA	FT%	OFF	DEF	TOT	AVG	PF-FO	A	TO	BLK	STL	PTS	AVG	
2019-20	Hart	33-32	924/28.0	119-294	.405	56-157	.357	48-63	.762	20	104	124	3.8	99-4	45	75	7	35	342	10.4	
2020-21	Hart	9-9	274/30.5	36-94	.383	12-45	.267	20-27	.741	10	41	51	5.7	27-0	12	34	2	19	104	11.6	
2021-22	Hart	29-27	907/31.3	143-296	.483	44-122	.361	79-118	.669	37	146	183	6.3	77-2	53	59	6	43	409	14.1	
2022-23	SBU	10-0	164/16.4	16-46	.348	7-21	.333	10-15	.667	0	16	16	1.6	20-0	16	14	0	5	49	4.9	
TOTAL FOR SBU		10-0	164/16.4	16-46	.348	7-21	.333	10-15	.667	0	16	16	1.6	20-0	16	14	0	5	49	4.9	
TOTAL		81-68	2270/28.0	314-730	.430	119-345	.345	157-223	.704	67	307	374	4.6	223-6	126	182	15	102	904	11.2	

2021 ATLANTIC 10 CHAMPIONS



2022 NIT SEMIFINALISTS



DARYL BANKS III

5

R-Junior | Guard | 6-3 / 170
Somerset, N.J. | The Patrick School (Saint Peter's)

GAME-BY-GAME

Opponent	Date	GS	MIN	Total		3-Pointers		Free throws		Rebounds				PF	A	TO	BLK	STL	PTS	AVG	
				FG-FGA	PCT	3FG-3FGA	PCT	FT-FTA	PCT	OFF	DEF	TOT	AVG								
Saint Francis (PA)	11/07/2022	*	40:00	5-18	.278	2-9	.222	2-2	1,000	1	2	3	3.0	1	3	2	0	1	14	14.0	
at Canisius	11/12/2022	*	38:55	5-13	.385	3-7	.429	9-12	.750	0	2	2	2.5	2	3	0	0	0	22	18.0	
vs South Dakota St.	11/15/2022	*	40:00	4-15	.267	3-9	.333	3-3	1,000	1	3	4	3.0	4	1	3	0	2	14	16.7	
Bowling Green	11/19/2022	*	40:00	10-16	.625	7-11	.636	7-8	.875	1	5	6	3.8	2	3	3	4	1	34	21.0	
Southern Ind.	11/22/2022	*	34:07	3-9	.333	2-4	.500	4-7	.571	0	1	1	3.2	3	2	1	1	0	12	19.2	
vs Notre Dame	11/25/2022	*	40:00	2-8	.250	2-5	.400	2-2	1,000	0	3	3	3.2	2	3	3	0	0	8	17.3	
Middle Tenn.	11/30/2022	*	40:00	3-9	.333	3-6	.500	6-6	1,000	0	3	3	3.1	2	2	5	0	0	15	17.0	
at Buffalo	12/03/2022	*	38:35	6-15	.400	0-7	.000	4-5	.800	0	2	2	3.0	4	4	3	0	2	16	16.9	
Cleveland St.	12/07/2022	*	40:00	5-17	.294	5-12	.417	0-0	.000	2	1	3	3.0	0	3	1	0	0	15	16.7	
vs Iona	12/11/2022	*	40:00	5-14	.357	2-5	.400	2-3	.667	0	4	4	3.1	1	4	2	0	3	14	16.4	
FGCU	12/16/2022	*	37:52	6-11	.545	3-6	.500	3-5	.600	0	4	4	3.2	1	1	1	0	3	18	16.5	
Totals			11	429:29	54-145	.372	32-81	.395	42-53	.792	5	30	35	3.2	22	29	24	5	12	182	16.5

Player Averages

Games Played	Minutes/game	Points/game	FG Pct	3FG Pct	FT Pct	Rebounds/game	Assists/game	Turnovers/game	Assist/Turnover ratio	Steals/game	Blocks/game
11	39.0	16.5	37.2	39.5	79.2	3.2	2.6	2.2	1.2	1.1	0.5

CAREER HONORS

- 2021, '22 MAAC Third Team All-Conference
- 2021, '22 MAAC All-Academic Team
- 2020 MAAC All-Rookie Team
- 2022 NABC Honors Court

2022-23 SEASON / CAREER HIGHS

MINUTES

Season 40, 7x.
Career Same

POINTS

Season 34 vs. Bowling Green (11/19/22)
Career Same

REBOUNDS

Season 6 vs. Bowling Green (11/19/22)
Career 9 at Monmouth (12/18/20)

FIELD GOALS

Season 10 vs. Bowling Green (11/19/22)
Career Same

3-POINT FIELD GOALS

Season 7 vs. Bowling Green (11/19/22)
Career Same

FREE THROWS

Season 9 at Canisius (11/12/22)
Career Same

ASSISTS

Season 4 at Buffalo (12/3/22)
Career 6 at Canisius (1/1/21)

STEALS

Season 2 vs. So. Dakota St. (11/15/22)
Career 5 at SLU (2/6/21)

BLOCKS

Season 4 vs. Bowling Green (11/19/22)
Career Same

MISCELLANEOUS

2022-23 in Double Figures 10
Career in Double Figures 55

TOP 5 SCORING PERFORMANCES

1. 34 points vs. BGSU (11/19/22)
2. 27 points vs. Kentucky (3/17/22)
3. 26 points vs. Providence (11/27/21)
4. 25 points vs. Iona (1/3/20)
5. 22 points at Canisius (11/12/22)

At Saint Peters (2019-22)

Posted 890 career points in three seasons with the Peacocks ... averaged 11.3 points, 2.6 rebounds and 1.4 assists as a junior, leading the Peacocks to a remarkable Elite Eight run by averaging 13.5 points in four NCAA Tournament games ... scored 27 points and went 5-for-8 from long distance in an NCAA Tournament first round upset of Kentucky ... also finished with 14 points in a Sweet 16 victory over Purdue ... scored in double figures 20 times as a junior ... earned All-MAAC Third Team honors as both a sophomore and a junior ... shot better than 36 percent from 3-point range with 100 3-pointers in his last two seasons with the Peacocks and connected on 127 shots from distance in all over his first three years ... started 77 of 89 career games while averaging over 26 minutes per game.

High School / Prep

Four-year member of the boys basketball team at The Patrick School in Hillside, N.J. ... served as the team captain during his junior and senior seasons ... Played AAU for the NJ Playaz, with five of his teammates earning Division I scholarships ... Member of the National Honor Society.

CAREER STATS

				Field Goals		3-Point		F-Throws		Rebounds								Scoring		
SEASON	TEAM	GP-GS	MIN/AVG	FG-FGA	FG%	3FG-3FGA	3FG%	FT-FTA	FT%	OFF	DEF	TOT	AVG	PF-FO	A	TO	BLK	STL	PTS	AVG
2019-20	SP	30-21	667/22.2	75-221	.339	27-94	.287	52-66	.788	11	38	49	1.6	35-0	37	38	1	23	229	7.6
2020-21	SP	25-25	764/30.6	96-269	.357	46-123	.374	38-43	.884	19	77	96	3.8	53-0	57	41	8	29	276	11.0
2021-22	SP	34-31	904/26.6	123-321	.383	54-147	.367	85-99	.859	22	65	87	2.6	63-2	49	50	4	37	385	11.3
2022-23	SBU	11-11	429/39.0	54-145	.372	32-81	.395	42-53	.792	5	30	35	3.2	22-0	29	24	5	12	182	16.5
TOTAL FOR SBU		11-11	429/39.0	54-145	.372	32-81	.395	42-53	.792	5	30	35	3.2	22-0	29	24	5	12	182	16.5
TOTAL		100-88	2765/27.7	348-956	.364	159-445	.357	217-261	.831	57	210	267	2.7	173-2	172	153	18	101	1072	10.7

2021 ATLANTIC 10 CHAMPIONS



2022 NIT SEMIFINALISTS



MAX AMADASUN

10

R-Sophomore

Center

6-10 / 250

Dublin, Ireland

Our Saviour Lutheran (Pittsburgh)

GAME-BY-GAME

2022-23 SEASON / CAREER HIGHS

MINUTES

Season 18 at Buffalo (12/3/22)
Career Same

POINTS

Season 6 at Buffalo (12/3/22)
Career Same

REBOUNDS

Season 3 vs. Cleveland St. (12/7/22)
Career 3, 2x.

FIELD GOALS

Season 3 at Buffalo (12/3/22)
Career Same

3-POINT FIELD GOALS

Season N/A
Career Same

FREE THROWS

Season 2 vs. Cleveland St. (12/7/22)
Career Same

ASSISTS

Season N/A
Career Same

STEALS

Season N/A
Career 1 vs. Vanderbilt (11/24/21)

BLOCKS

Season 1 at Buffalo (12/3/22)
Career Same

MISCELLANEOUS

Career in Double Figures 0

Opponent	Date	GS	MIN	Total		3-Pointers		Free throws		Rebounds				PF		A		TO		BLK		STL		PTS		AVG
				FG-FGA	PCT	3FG-3FGA	PCT	FT-FTA	PCT	OFF	DEF	TOT	AVG													
Saint Francis (PA)	11/07/2022		05:41	0-0	.000	0-0	.000	0-0	.000	0	0	0	0.0	2	0	1	0	0	0	0	0	0	0.0			
vs South Dakota St.	11/15/2022		14:57	2-4	.500	0-0	.000	0-0	.000	2	0	2	1.0	2	0	1	0	0	0	0	0	4	2.0			
Middle Tenn.	11/30/2022		01:05	0-0	.000	0-0	.000	0-0	.000	0	1	1	1.0	3	0	0	0	0	0	0	0	0	1.3			
at Buffalo	12/03/2022		18:37	3-3	1.000	0-0	.000	0-0	.000	0	1	1	1.0	0	0	0	0	1	0	0	0	6	2.5			
Cleveland St.	12/07/2022		05:22	1-3	.333	0-0	.000	2-2	1.000	1	2	3	1.4	1	0	0	0	0	0	0	0	4	2.8			
vs Iona	12/11/2022		06:19	2-4	.500	0-0	.000	0-0	.000	2	0	2	1.5	2	0	1	0	0	0	0	0	4	3.0			
Totals		0	52:01	8-14	.571	0-0	.000	2-2	1.000	5	4	9	1.5	10	0	3	1	0	0	0	18	3.0				

Player Averages

Games Played	Minutes/game	Points/game	FG Pct	3FG Pct	FT Pct	Rebounds/game	Assists/game	Turnovers/game	Assist/Turnover ratio	Steals/game	Blocks/game
6	8.7	3.0	57.1	0.0	100.0	1.5	0.0	0.5	0.0	0.0	0.2

As A Sophomore (2021-22)

Played in seven contests ... had two points, two rebounds and a steal ... had an offensive rebound at Notre Dame (3/5) ... grabbed a rebound at Clemson (1/22) ... scored two points and added a steals against Vanderbilt (11/24).

International Competition

Member of the Ireland Youth National Team program ... competed in the 2016 U16 Euros in England ... averaged 6.8 points, 11.3 rebounds and 2.5 blocks per game ... shot 59.4 percent (19-of-32) from the field ... recorded 15 or more rebounds in three of six games played ... ranked fourth in rebounds, third in offensive rebounds, tied for second in blocked shots and tied for 12th in double-doubles for the tournament ... posted a double-double with 12 points and 16 rebounds against Israel... added four blocked shots ... had 10 points and 11 rebounds versus Hungary... tallied eight points and 16 rebounds against Macedonia ... recorded five blocked shots versus Scotland ... also played on the Ireland U15 Team in 2014.

High School / Prep

Played for Peter Wehye at Our Saviour Lutheran [N.Y.] ... competed in The Grind Session, the first winter circuit of elite high school basketball events ... helped lead OSL to a 36-4 record and the Great Athletic Conference championship as a senior ... named first team All-GAC and was runner-up for conference defensive player of the year ... averaged 13.0 points and 11.0 rebounds per game ... scored in double figures 26 times and grabbed 10 or more rebounds in 13 games ... posted 12 double-doubles ... registered 10 points, eight rebounds ... ranked 41st among all centers and No. 5 overall recruit out of New York by 247 Sports.

TOP 5 SCORING PERFORMANCES

- 6 points at Buffalo (12/3/22)
- 4 points vs. Iona (12/11/22)
- 4 points vs. Cleveland St. (12/7/22)
- 4 points vs. SDSU (11/15/22)

CAREER STATS

				Field Goals		3-Point		F-Throws		Rebounds									Scoring	
SEASON	TEAM	GP-GS	MIN/AVG	FG-FGA	FG%	3FG-3FGA	3FG%	FT-FTA	FT%	OFF	DEF	TOT	AVG	PF-FO	A	TO	BLK	STL	PTS	AVG
2020-21	UP	4-0	12/3.0	1-5	.200	0-0	.000	0-0	.000	1	2	3	0.8	2-0	0	0	0	0	2	0.5
2021-22	UP	7-0	9/1.2	1-2	.500	0-1	.000	0-0	.000	1	1	2	0.3	2-0	0	0	0	1	2	0.3
2022-23	SBU	6-0	52/8.7	8-14	.571	0-0	.000	2-2	1.000	5	4	9	1.5	10-0	0	3	1	0	18	3.0
TOTAL FOR SBU		6-0	52/8.7	8-14	.571	0-0	.000	2-2	1.000	5	4	9	1.5	10-0	0	3	1	0	18	3.0
TOTAL		17-0	73/4.3	10-21	.476	0-1	.000	2-2	1.000	7	7	14	0.8	14-0	0	3	1	1	22	1.3

2021 ATLANTIC 10 CHAMPIONS



2022 NIT SEMIFINALISTS



ANOUAR MELLOOUK

11

R-Freshman

Forward

6-8 / 200

Amsterdam, Netherlands

Fork Union Military Academy

GAME-BY-GAME

Opponent	Date	GS	MIN	Total		3-Pointers		Free throws		Rebounds			PF	A	TO	BLK	STL	PTS	AVG
				FG	PCT	3FG	PCT	FT	PCT	OFF	DEF	TOT							
Saint Francis (PA)	11/07/2022	*	19:00	4-6	.667	0-1	.000	0-0	.000	0	1	1	1.0	3	0	1	1	0	8
at Canisius	11/12/2022	*	24:43	6-9	.667	0-0	.000	1-1	1.000	1	1	2	1.5	3	0	2	2	1	13
vs South Dakota St.	11/15/2022	*	09:32	0-2	.000	0-0	.000	0-0	.000	0	1	1	1.3	5	0	2	0	1	7
Bowling Green	11/19/2022		09:32	1-3	.333	0-0	.000	0-0	.000	0	1	1	1.3	0	0	0	0	2	5.8
Southern Ind.	11/22/2022		09:37	2-2	1.000	0-0	.000	0-0	.000	0	2	2	1.4	4	0	3	1	0	4
vs Notre Dame	11/25/2022		03:10	0-0	.000	0-0	.000	0-0	.000	0	0	0	1.2	0	0	0	0	0	4.5
Middle Tenn.	11/30/2022		10:51	1-1	1.000	0-0	.000	2-2	1.000	1	0	1	1.1	3	0	1	0	1	4
at Buffalo	12/03/2022		07:16	1-3	.333	0-0	.000	0-0	.000	0	1	1	1.1	3	0	1	0	0	2
Cleveland St.	12/07/2022		08:34	0-5	.000	0-1	.000	0-0	.000	5	1	6	1.7	4	0	0	1	0	3
vs Iona	12/11/2022		03:06	0-0	.000	0-0	.000	0-0	.000	0	0	0	1.5	1	0	0	0	1	0
FGCU	12/16/2022		05:58	0-3	.000	0-1	.000	0-0	.000	0	0	0	1.4	0	0	0	0	0	3
Totals		3	111:19	15-34	.441	0-3	.000	3-3	1.000	7	8	15	1.4	26	0	10	4	5	33

Player Averages

Games Played	Minutes/game	Points/game	FG Pct	3FG Pct	FT Pct	Rebounds/game	Assists/game	Turnovers/game	Assist/Turnover ratio	Steals/game	Blocks/game
11	10.1	3.0	44.1	0.0	100.0	1.4	0.0	0.9	0.0	0.5	0.4

2022-23 SEASON / CAREER HIGHS

MINUTES

Season 24 at Canisius (11/12/22)
Career Same

POINTS

Season 13 at Canisius (11/12/22)
Career Same

REBOUNDS

Season 6 vs. Cleveland St. (12/7/22)
Career Same

FIELD GOALS

Season 6 at Canisius (11/12/22)
Career Same

3-POINT FIELD GOALS

Season
Career

FREE THROWS

Season 2 vs. Middle Tenn. (11/30/22)
Career Same

ASSISTS

Season
Career

STEALS

Season 1, 5x.
Career

BLOCKS

Season 2 at Canisius (11/12/22)
Career Same

MISCELLANEOUS

2022-23 in Double Figures 1
Career in Double Figures 1

TOP 5 SCORING PERFORMANCES

1. 13 points at Canisius (11/12/22)
2. 8 points vs. St. Francis (PA) (11/7/22)
3. 4 points vs. So. Indiana (11/22/22)
- 4 points vs. MTSU (11/30/22)
5. 2 points, 2x.

PRONUNCIATION

ANN-wahare (run 'wah'
and 'are' sounds together)
MELL-ook

High School / Prep

Played two seasons at Fork Union (Va.) Military Academy ... averaged 15.4 points, 7.0 rebounds, 2.0 blocks and 1.2 steals per game while shooting better than 59 percent overall from the floor and over 30 percent from long distance in 2020-21 for Fork Union's postgrad team ... began playing basketball just five years before his enrollment at SBU ... reached the national championship for club team Triple Threat before leaving The Netherlands for the United States ... started playing basketball six years ago ... also played soccer as a defenseman ... called the opportunity to learn from Bona's starting five in the 2021-22 season as a key reason for joining the program ... favorite NBA team is Milwaukee Bucks and his favorite player is Giannis Antetokounmpo.



BRETT RUMPEL

R-Freshman

Guard

6-4 / 190

Binghamton, N.Y.

Seton Catholic

24

GAME-BY-GAME

Opponent	Date	GS	MIN	Total		3-Pointers		Free throws		Rebounds			PF	A	TO	BLK	STL	PTS	AVG	
				FG-FGA	PCT	3FG-3FGA	PCT	FT-FTA	PCT	OFF	DEF	TOT								AVG
Middle Tenn.	11/30/2022		01:57	0-1	.000	0-0	.000	0-0	.000	0	0	0	0.0	0	0	0	0	0	0.0	
at Buffalo	12/03/2022		06:36	0-1	.000	0-0	.000	0-0	.000	0	0	0	0.0	0	0	3	0	0	0.0	
Cleveland St.	12/07/2022		04:46	0-1	.000	0-0	.000	0-0	.000	0	2	2	0.7	2	0	1	0	0	0.0	
FGCU	12/16/2022		07:26	0-0	.000	0-0	.000	3-4	.750	0	0	0	0.5	1	2	0	0	1	3	0.8
Totals		0	20:45	0-3	.000	0-0	.000	3-4	.750	0	2	2	0.5	3	2	4	0	1	3	0.8

Player Averages

Games Played	Minutes/ game	Points/ game	FG Pct	3FG Pct	FT Pct	Rebounds/ game	Assists/ game	Turnovers/ game	Assist/Turnover ratio	Steals/ game	Blocks/ game
4	5,2	0,8	0,0	0,0	75,0	0,5	0,5	1,0	0,5	0,3	0,0

2022-23 SEASON / CAREER HIGHS

MINUTES

Season 7 vs. FGCU (12/16/22)
Career Same

POINTS

Season 3 vs. FGCU (12/16/22)
Career Same

REBOUNDS

Season 2 vs. Cleveland St. (12/7/22)
Career Same

FIELD GOALS

Season
Career

3-POINT FIELD GOALS

Season
Career

FREE THROWS

Season
Career

ASSISTS

Season 2 vs. FGCU (12/16/22)
Career Same

STEALS

Season 1 vs. FGCU (12/16/22)
Career Same

BLOCKS

Season
Career

MISCELLANEOUS

2022-23 in Double Figures
Career in Double Figures

TOP 5 SCORING PERFORMANCES

1. 3 points vs. FGCU (12/16/22)

As A Freshman (2021-22)

Redshirted season.

High School / Prep

A product of Seton Catholic Central in Binghamton, the 6-foot-4 guard averaged 35 points and nearly 10 rebounds over 22 games during his junior season while leading the Saints to a sectional championship ... his production earned New York Class B First Team All-State honors, highlighted by a 45-point performance along with nine rebounds, five blocks and four assists in the Section 4, Class B final four days after pouring in 42 points in the semifinals ... in a shortened senior campaign that was limited to just eight games due to the pandemic, he averaged an eye-popping 45.5 points and 11.3 rebounds along with nearly five assists per contest ... played AAU ball with Albany City Rocks ... New Recruit Media described Rumpel as being "arguably the quickest guard in the nation."



CHAD VENNING

32

R-Sophomore

F/C

6-10 / 270

Brooklyn, N.Y.

Woodstock Academy (Morgan State)

GAME-BY-GAME

Opponent	Date	GS	Total			3-Pointers		Free throws		Rebounds				PF	A	TO	BLK	STL	PTS	AVG
			FG	FGA	PCT	3FG	3FGA	PCT	FT	FTA	PCT	OFF	DEF							
Saint Francis (PA)	11/07/2022		15:18	3-4	.750	0-0	.000	1-2	.500	1	5	6	6.0	5	1	0	0	7	7.0	
at Canisius	11/12/2022		20:16	4-6	.667	0-0	.000	3-4	.750	2	2	4	5.0	3	0	1	0	11	9.0	
vs South Dakota St.	11/15/2022		15:21	1-5	.200	0-0	.000	0-0	.000	0	3	3	4.3	5	0	0	0	1	2	6.7
Bowling Green	11/19/2022	*	30:28	3-5	.600	0-0	.000	9-12	.750	4	3	7	5.0	1	1	2	2	0	15	8.8
Southern Ind.	11/22/2022	*	30:23	9-15	.600	0-0	.000	3-4	.750	2	5	7	5.4	1	0	1	3	0	21	11.2
vs Notre Dame	11/25/2022	*	36:50	7-12	.583	0-0	.000	0-0	.000	4	7	11	6.3	3	2	0	2	1	14	11.7
Middle Tenn.	11/30/2022	*	28:04	5-7	.714	0-0	.000	3-4	.750	0	2	2	5.7	3	2	1	2	0	13	11.9
at Buffalo	12/03/2022	*	12:41	0-3	.000	0-0	.000	0-0	.000	2	1	3	5.4	5	0	3	0	0	0	10.4
Cleveland St.	12/07/2022	*	26:04	6-8	.750	0-0	.000	0-2	.000	1	5	6	5.4	2	1	3	2	1	12	10.6
vs Iona	12/11/2022	*	30:35	7-15	.467	0-0	.000	0-1	.000	3	7	10	5.9	3	0	3	2	0	14	10.9
FGCU	12/16/2022	*	34:02	5-13	.385	0-0	.000	5-6	.833	3	4	7	6.0	2	2	3	4	1	15	11.3
Totals		8	280:03	50-93	.538	0-0	.000	24-35	.686	22	44	66	6.0	33	9	17	17	4	124	11.3

Player Averages

Games Played	Minutes/game	Points/game	FG Pct	3FG Pct	FT Pct	Rebounds/game	Assists/game	Turnovers/game	Assist/Turnover ratio	Steals/game	Blocks/game
11	25.5	11.3	53.8	0.0	68.6	6.0	0.8	1.5	0.5	0.4	1.5

CAREER HONORS

- Atlantic 10 Player of the Week (11/28/22)
- 2022 Gotham Classic MVP

2022-23 SEASON / CAREER HIGHS

MINUTES

Season 36 vs. Notre Dame (11/25/22)
 Career Same

POINTS

Season 21 vs. So. Indiana (11/22/22)
 Career Same

REBOUNDS

Season 11 vs. Notre Dame (11/25/22)
 Career Same

FIELD GOALS

Season 9 vs. So. Indiana (11/22/22)
 Career Same

3-POINT FIELD GOALS

Season N/A
 Career N/A

FREE THROWS

Season 9 vs. Bowling Green (11/19/22)
 Career Same

ASSISTS

Season 2, 2x.
 Career 2, 3x.

STEALS

Season 1 vs. So. Dakota St. (11/15/22)
 Career 1, 10x.

BLOCKS

Season 3 vs. So. Indiana (11/22/22)
 Career 4, 2x., last at NC Central (2/12/22)

MISCELLANEOUS

2022-23 in Double Figures 8
 Career in Double Figures 15
 2022-23 Double-Doubles 2
 Career Double-Doubles 2

TOP 5 SCORING PERFORMANCES

- 21 points vs. So. Indiana (11/22/22)
- 17 points vs. SC State (1/10/22)
- 15 points vs. BGSU (11/19/22)
- 15 points vs. UMES (1/31/22)
- 15 points vs. SC State (3/10/22)

At Morgan State

Venning played in 42 games over the past two seasons for Morgan State ... in 2021-22, he started the final nine games while posting 7.2 points and 3.0 rebounds per game ... totaled 27 blocks as a sophomore and shot nearly 51 percent from the floor ... made great strides from his freshman to sophomore seasons, adding nearly six points and two rebounds per game to his averages ... scored in double figures seven times for the Bears during '21-22, including a career-best 17 points at South Carolina State ... also delivered 10 points in 21 minutes at NCAA Tournament entrant San Francisco.

High School / Prep

Spent two years in the New England prep school ranks prior to his commitment to Morgan State. He played at the MacDuffie School prior to suiting up for Woodstock Academy in his final year before hitting the Division I ranks ... boxed for three years as a teenager before shifting to basketball.


CAREER STATS

				Field Goals		3-Point		F-Throws		Rebounds				Scoring						
SEASON	TEAM	GP-GS	MIN/AVG	FG-FGA	FG%	3FG-3FGA	3FG%	FT-FTA	FT%	OFF	DEF	TOT	AVG	PF-FO	A	TO	BLK	STL	PTS	AVG
2020-21	Morgan	16-0	75/4.7	11-20	.550	0-0	.000	4-9	.444	5	12	17	1.1	15-0	1	14	4	1	26	1.6
2021-22	Morgan	26-11	358/13.8	81-159	.509	0-0	.000	26-48	.542	28	50	78	3.0	50-1	10	35	27	6	188	7.2
2022-23	SBU	11-8	280/25.5	50-93	.538	0-0	.000	24-35	.686	22	44	66	6.0	33-3	9	17	17	4	124	11.3
TOTAL FOR SBU		11-8	280/25.5	50-93	.538	0-0	.000	24-35	.686	22	44	66	6.0	33-3	9	17	17	4	124	11.3
TOTAL		53-19	714/13.5	142-272	.522	0-0	.000	54-92	.587	55	106	161	3.0	98-4	20	66	48	11	338	6.4

2021 ATLANTIC 10 CHAMPIONS



2022 NIT SEMIFINALISTS



ANQUAN HILL

35

Sophomore | Forward | 6-9 / 200
Philadelphia, Pa. | Archbishop Carroll (Fairleigh Dickinson)

GAME-BY-GAME

Opponent	Date	GS	MIN	Total		3-Pointers		Free throws		Rebounds				PF		A		BLK		STL		PTS		AVG
				FG-FGA	PCT	3FG-3FGA	PCT	FT-FTA	PCT	OFF	DEF	TOT	AVG	PF	A	TO	BLK	STL	PTS					
Saint Francis (PA)	11/07/2022		16:18	2-4	.500	0-2	.000	1-3	.333	1	4	5	5.0	4	2	0	1	0	5	5.0				
at Canisius	11/12/2022		35:09	3-6	.500	0-2	.000	0-0	.000	0	5	5	5.0	4	1	3	4	2	6	5.5				
vs South Dakota St.	11/15/2022		09:07	0-2	.000	0-1	.000	0-0	.000	0	0	0	3.3	1	0	1	0	0	0	3.7				
Bowling Green	11/19/2022		04:34	0-0	.000	0-0	.000	0-0	.000	0	1	1	2.8	1	0	0	0	0	0	2.8				
Southern Ind.	11/22/2022		09:52	0-0	.000	0-0	.000	0-0	.000	0	3	3	2.8	0	0	1	0	0	0	2.2				
vs Notre Dame	11/25/2022		09:04	1-1	1.000	1-1	1.000	0-0	.000	0	3	3	2.8	0	0	0	0	0	3	2.3				
Middle Tenn.	11/30/2022		02:50	0-0	.000	0-0	.000	0-0	.000	0	0	0	2.4	0	0	0	0	0	0	2.0				
at Buffalo	12/03/2022		08:33	1-1	1.000	0-0	.000	0-0	.000	3	1	4	2.6	0	0	0	0	0	2	2.0				
Cleveland St.	12/07/2022		07:51	0-3	.000	0-1	.000	0-0	.000	1	2	3	2.7	0	0	1	0	0	0	1.8				
vs Jona	12/11/2022		04:29	0-0	.000	0-0	.000	0-0	.000	1	1	2	2.6	0	0	0	0	0	0	1.6				
FGCU	12/16/2022		05:39	0-0	.000	0-0	.000	0-0	.000	0	0	0	2.4	2	0	0	0	0	0	1.5				
Totals		0	113:26	7-17	.412	1-7	.143	1-3	.333	6	20	26	2.4	12	3	6	5	2	16	1.5				

Player Averages

Games Played	Minutes/ game	Points/ game	FG Pct	3FG Pct	FT Pct	Rebounds/ game	Assists/ game	Turnovers/ game	Assist/Turnover ratio	Steals/ game	Blocks/ game
11	10.3	1.5	41.2	14.3	33.3	2.4	0.3	0.5	0.5	0.2	0.5

CAREER HONORS

- 2022 NEC Rookie of the Year
- NEC Rookie of the Week, 3x.

2022-23 SEASON / CAREER HIGHS

MINUTES

Season 35 at Canisius (11/12/22)
Career 43 at CCSU (2/5/22)

POINTS

Season 6 at Canisius (11/12/22)
Career 21 vs. Sacred Heart (2/12/22)

REBOUNDS

Season 5 vs. Saint Francis (PA) (11/7/22)
Career 11 vs. LIU (1/23/22)

FIELD GOALS

Season 3 at Canisius (11/12/22)
Career 9 vs. Sacred Heart (2/12/22)

3-POINT FIELD GOALS

Season 1 vs. Notre Dame (11/25/22)
Career 2, 2x. last vs. St. Francis (PA)

FREE THROWS

Season 1 vs. Saint Francis (PA) (11/7/22)
Career 4, 3x. last vs. CCSU

ASSISTS

Season 2 vs. Saint Francis (PA) (11/7/22)
Career 7 vs. St. Francis Brooklyn (1/21/22)

STEALS

Season 2 at Canisius (11/12/22)
Career 3 vs. Saint Francis (PA) (2/10/22)

BLOCKS

Season 4 at Canisius (11/12/22)
Career Same

MISCELLANEOUS

2022-23 in Double Figures 0
Career in Double Figures 9
Career Double-Doubles 2

TOP 5 SCORING PERFORMANCES

1. 21 points vs. Sacred Heart (2/12/22)
2. 18 points at CCSU (2/5/22)
3. 17 points vs. St. Fran. Brk. (1/21/22)
4. 16 points vs. St. Francis (PA) (2/10/22)
5. 15 points vs. Mt. St. Mary's (1/27/22)

As A Freshman (2021-22)

Took the top rookie honors in the Northeast Conference following his first collegiate campaign as NEC Rookie of the Year as a freshman at Fairleigh Dickinson ... three-time NEC Rookie of the Week as well, starting 17 of 26 games played including 14 of the final 15 while averaging 7.7 points, 5.2 rebounds and 1.3 assists in 24 minutes per contest ... continued to get stronger as his first season went on, scoring in double figures nine times, with each of those performances coming in the final 13 games of the season ... tallied a season-best 21 points vs. Sacred Heart and also logged a pair of double-doubles.

High School / Prep

Played his high school ball at Archbishop Carroll where he averaged 17 points per game and led his league on the boards with 13 rebounds per contest, also adding three blocks per game. He was a Pennsylvania All-State selection and second team All-Catholic League honoree.

CAREER STATS

				Field Goals		3-Point		F-Throws		Rebounds									Scoring	
SEASON	TEAM	GP-GS	MIN/AVG	FG-FGA	FG%	3FG-3FGA	3FG%	FT-FTA	FT%	OFF	DEF	TOT	AVG	PF-FO	A	TO	BLK	STL	PTS	AVG
2021-22	FDU	26-17	625/24.0	81-181	.448	8-29	.276	31-42	.738	40	94	134	5.2	51-1	34	33	23	15	201	7.7
2022-23	SBU	11-0	113/10.3	7-17	.412	1-7	.143	1-3	.333	6	20	26	2.4	12-0	3	6	5	2	16	1.5
TOTAL FOR SBU		11-0	113/10.3	7-17	.412	1-7	.143	1-3	.333	6	20	26	2.4	12-0	3	6	5	2	16	1.5
TOTAL		37-17	739/20.0	88-198	.444	9-36	.250	32-45	.711	46	114	160	4.3	63-1	37	39	28	17	217	5.9

2021 ATLANTIC 10 CHAMPIONS



2022 NIT SEMIFINALISTS

ST. BONAVENTURE SPECIALTY STATS

Opponent	In The Paint	Off Turnovers	2nd Chance	Fastbreak	Bench	Largest Lead	Ties	Lead Changes	Time Led
SAINT FRANCIS (PA)	44 (+12)	23 (+19)	10 (+1)	6 (+2)	12 (+2)	15	4	5	34:59
at Canisius	36 (+14)	4 (-10)	14 (+4)	2 (-2)	19 (-8)	6	9	14	15:23
vs. South Dakota St.	26 (-2)	15 (-6)	8 (+6)	5 (-10)	8 (-18)	9	3	6	15:23
BOWLING GREEN	22 (-18)	13 (-2)	8 (even)	20 (+1)	6 (-16)	20	2	3	35:38
SOUTHERN INDIANA	34 (+4)	16 (+2)	4 (-8)	26 (+16)	9 (-23)	21	2	2	36:30
vs. Notre Dame	18 (-12)	8 (even)	9 (even)	6 (+6)	8 (-2)	13	0	0	39:23
MIDDLE TENNESSEE	22 (-22)	9 (-7)	9 (-2)	2 (-8)	7 (-7)	7	9	6	9:44
at Buffalo	38 (+2)	12 (even)	6 (-4)	14 (-6)	20 (+18)	1	0	2	00:18
CLEVELAND STATE	26 (+4)	8 (-1)	12 (-1)	11 (+4)	7 (-8)	22	2	1	36:35
vs. Iona	34 (-8)	17 (-10)	15 (+9)	8 (-5)	14 (+3)	2	4	4	00:48
FGCU	18 (-14)	18 (+8)	19 (+5)	4 (+2)	8 (-25)	4	6	4	7:46

ST. BONAVENTURE START CHART

OPPONENT	1	2	3	4	5	RECORD
SAINT FRANCIS (PA)	Luc	Banks	Evans	Farell	Mellouk	1-0
at Canisius	Luc	Banks	Evans	Farell	Mellouk	1-1
vs. South Dakota State	Luc	Banks	Evans	Farell	Mellouk	1-2
BOWLING GREEN	Luc	Banks	Evans	Farell	Venning	1-0
SOUTHERN INDIANA	Luc	Banks	Evans	Farell	Venning	2-0
vs. Notre Dame	Luc	Banks	Evans	Farell	Venning	3-0
MIDDLE TENNESSEE	Luc	Banks	Evans	Farell	Venning	4-0
at Buffalo	Luc	Banks	Evans	Farell	Venning	4-1
CLEVELAND STATE	Luc	Banks	Evans	Farell	Venning	5-1
vs. Iona	Luc	Banks	Evans	Farell	Venning	5-2
FGCU	Luc	Banks	Evans	Farell	Venning	5-3

ST. BONAVENTURE GAME-BY-GAME

				Total		3-Pointers		Free throws		Rebounds											
Opponent	Date	Score		FG-FGA	PCT	3FG-3FGA	PCT	FT-FTA	PCT	OFF	DEF	TOT	AVG	PF	A	TO	BLK	STL	PTS	AVG	
Saint Francis (PA)	11/07/2022	71-58	W	27-59	.458	4-19	.211	13-20	.650	12	25	37	37.0	19	13	7	2	5	71	71.0	
at Canisius	11/12/2022	80-84	Lot	29-64	.453	6-18	.333	16-23	.696	14	25	39	38.0	22	15	12	7	6	80	75.5	
vs South Dakota St.	11/15/2022	62-66	L	24-63	.381	8-21	.381	6-8	.750	7	22	29	35.0	26	11	18	2	11	62	71.0	
Bowling Green	11/19/2022	81-68	W	25-54	.463	12-28	.429	19-28	.679	11	29	40	36.3	14	14	14	9	4	81	73.5	
Southern Ind.	11/22/2022	80-66	W	27-51	.529	7-16	.438	19-24	.792	5	28	33	35.6	16	10	17	7	5	80	74.8	
vs Notre Dame	11/25/2022	63-51	W	22-54	.407	10-24	.417	9-10	.900	9	29	38	36.0	14	15	11	2	3	63	72.8	
Middle Tenn.	11/30/2022	71-64	W	22-45	.489	6-16	.375	21-30	.700	8	22	30	35.1	18	8	15	4	7	71	72.6	
at Buffalo	12/03/2022	66-83	L	27-60	.450	3-15	.200	9-19	.474	12	20	32	34.8	19	10	13	2	4	66	71.8	
Cleveland St.	12/07/2022	61-42	W	23-65	.354	7-23	.304	8-11	.727	19	30	49	36.3	16	16	11	3	10	61	70.6	
vs Iona	12/11/2022	57-72	L	24-62	.387	5-14	.357	4-7	.571	14	23	37	36.4	15	12	21	4	13	57	69.2	
FGCU	12/16/2022	58-71	L	19-56	.339	8-23	.348	12-17	.706	11	17	28	35.6	16	11	10	4	8	58	68.2	
Total		750		269-633	.425	76-217	.350	136-197	.690	122	270	392	35.6	195	135	149	46	76	750	68.2	
Opponents		725		260-614	.423	56-221	.253	149-225	.662	117	263	380	34.5	173	136	147	33	62	725	65.9	

St. Bonaventure Averages

Games Played	Points/game	FG Pct	3FG Pct	FT Pct	Rebounds/game	Assists/game	Turnovers/game	Assist/Turnover ratio	Steals/game	Blocks/game
11	68.2	42.5	35.0	69.0	35.6	12.3	13.5	0.9	6.9	4.2

OPPONENTS GAME-BY-GAME

				Total		3-Pointers		Free throws		Rebounds											
Opponent	Date	Score		FG-FGA	PCT	3FG-3FGA	PCT	FT-FTA	PCT	OFF	DEF	TOT	AVG	PF	A	TO	BLK	STL	PTS	AVG	
Saint Francis (PA)	11/07/2022	71-58	W	20-52	.385	4-19	.211	14-21	.667	10	25	35	35.0	19	12	12	0	1	58	58.0	
at Canisius	11/12/2022	80-84	Lot	26-56	.464	11-22	.500	21-32	.656	11	21	32	33.5	16	14	9	3	2	84	71.0	
vs South Dakota St.	11/15/2022	62-66	L	19-44	.432	3-16	.188	25-30	.833	5	32	37	34.7	10	14	25	4	6	66	69.3	
Bowling Green	11/19/2022	81-68	W	28-70	.400	3-18	.167	9-12	.750	13	22	35	34.8	21	13	9	0	7	68	69.0	
Southern Ind.	11/22/2022	80-66	W	24-63	.381	9-28	.321	9-17	.529	11	20	31	34.0	20	11	15	2	9	66	68.4	
vs Notre Dame	11/25/2022	63-51	W	19-55	.345	2-17	.118	11-15	.733	9	23	32	33.7	12	6	9	2	5	51	65.5	
Middle Tenn.	11/30/2022	71-64	W	27-58	.466	2-18	.111	8-18	.444	14	17	31	33.3	22	9	12	4	8	64	65.3	
at Buffalo	12/03/2022	66-83	L	29-59	.492	7-26	.269	18-21	.857	12	27	39	34.0	16	18	10	5	6	83	67.5	
Cleveland St.	12/07/2022	61-42	W	15-49	.306	1-13	.077	11-22	.500	10	23	33	33.9	13	5	12	4	4	42	64.7	
vs Iona	12/11/2022	57-72	L	27-54	.500	6-19	.316	12-20	.600	8	26	34	33.9	9	21	19	6	7	72	65.4	
FGCU	12/16/2022	58-71	L	26-54	.481	8-25	.320	11-17	.647	14	27	41	34.5	15	13	15	3	7	71	65.9	
Total		725		260-614	.423	56-221	.253	149-225	.662	117	263	380	34.5	173	136	147	33	62	725	65.9	
St. Bonaventure		750		269-633	.425	76-217	.350	136-197	.690	122	270	392	35.6	195	135	149	46	76	750	68.2	

Opponents Averages

Games Played	Points/game	FG Pct	3FG Pct	FT Pct	Rebounds/game	Assists/game	Turnovers/game	Assist/Turnover ratio	Steals/game	Blocks/game
11	65.9	42.3	25.3	66.2	34.5	12.4	13.4	0.9	5.6	3.0

ST. BONAVENTURE TEAM HIGHS

POINTS	81 80 80 71 71	Bowling Green (11/19/2022) Southern Ind. (11/22/2022) at Canisius (11/12/2022) Middle Tenn. (11/30/2022) Saint Francis (PA) (11/07/2022)
FIELD GOALS MADE	29 27 27 27	at Canisius (11/12/2022) at Buffalo (12/03/2022) Southern Ind. (11/22/2022) Saint Francis (PA) (11/07/2022)
FIELD GOAL ATTEMPTS	65 64	Cleveland St. (12/07/2022) at Canisius (11/12/2022)
FIELD GOAL PERCENTAGE	.529 (27-51) .489 (22-45)	Southern Ind. (11/22/2022) Middle Tenn. (11/30/2022)
3 PT FG MADE	12 10	Bowling Green (11/19/2022) vs Notre Dame (N) (11/25/2022)
3 PT FG ATTEMPTS	28 24	Bowling Green (11/19/2022) vs Notre Dame (N) (11/25/2022)
3 PT FG PERCENTAGE	.438 (7-16) .429 (12-28)	Southern Ind. (11/22/2022) Bowling Green (11/19/2022)
FREE THROWS MADE	21 19 19	Middle Tenn. (11/30/2022) Southern Ind. (11/22/2022) Bowling Green (11/19/2022)
FREE THROW ATTEMPTS	30 28	Middle Tenn. (11/30/2022) Bowling Green (11/19/2022)
FREE THROW PERCENTAGE	.900 (9-10) .792 (19-24)	vs Notre Dame (N) (11/25/2022) Southern Ind. (11/22/2022)
REBOUNDS	49 40	Cleveland St. (12/07/2022) Bowling Green (11/19/2022)
ASSISTS	16 15 15	Cleveland St. (12/07/2022) vs Notre Dame (N) (11/25/2022) at Canisius (11/12/2022)
STEALS	13 11	vs Iona (N) (12/11/2022) vs South Dakota St. (N) (11/15/2022)
BLOCKED SHOTS	9	Bowling Green (11/19/2022)

ST. BONAVENTURE PLAYER HIGHS

POINTS	34 23 22 22 21	Daryl Banks III vs Bowling Green (11/19/2022) Kyrell Luc vs Saint Francis (PA) (11/07/2022) Kyrell Luc vs Middle Tenn. (11/30/2022) Daryl Banks III at Canisius (11/12/2022) Chad Venning vs Southern Ind. (11/22/2022)
FIELD GOALS MADE	10 9	Daryl Banks III vs Bowling Green (11/19/2022) Chad Venning vs Southern Ind. (11/22/2022)
FIELD GOAL ATTEMPTS	18 17	Daryl Banks III vs Saint Francis (PA) (11/07/2022) Daryl Banks III vs Cleveland St. (12/07/2022)
FIELD GOAL PERCENTAGE (min 5 made)	.750 (6-8) .714 (5-7)	Chad Venning vs Cleveland St. (12/07/2022) Chad Venning vs Middle Tenn. (11/30/2022)
3 PT FG MADE	7 5	Daryl Banks III vs Bowling Green (11/19/2022) Daryl Banks III vs Cleveland St. (12/07/2022)
3 PT FG ATTEMPTS	12 12	Daryl Banks III vs Cleveland St. (12/07/2022) Yann Farell vs Bowling Green (11/19/2022)
3 PT FG PERCENTAGE (min 2 made)	1.000 (2-2) .667 (4-6) .667 (2-3)	Moses Flowers vs Iona (N) (12/11/2022) Kyrell Luc vs Notre Dame (N) (11/25/2022) Kyrell Luc vs Saint Francis (PA) (11/07/2022)
FREE THROWS MADE	9 9	Chad Venning vs Bowling Green (11/19/2022) Daryl Banks III at Canisius (11/12/2022)
FREE THROW ATTEMPTS	12 12	Chad Venning vs Bowling Green (11/19/2022) Daryl Banks III at Canisius (11/12/2022)
FREE THROW PERCENTAGE (min 3 made)	1.000 (8-8) 1.000 (6-6) 1.000 (4-4) 1.000 (3-3)	Kyrell Luc vs Southern Ind. (11/22/2022) Daryl Banks III vs Middle Tenn. (11/30/2022) Kyrell Luc vs Notre Dame (N) (11/25/2022) Daryl Banks III vs South Dakota St. (N) (11/15/2022)
REBOUNDS	14 11 11	Yann Farell vs Notre Dame (N) (11/25/2022) Chad Venning vs Notre Dame (N) (11/25/2022) Yann Farell vs South Dakota St. (N) (11/15/2022)
ASSISTS	9 6 6 6	Kyrell Luc at Canisius (11/12/2022) Kyrell Luc vs Notre Dame (N) (11/25/2022) Kyrell Luc vs Southern Ind. (11/22/2022) Kyrell Luc vs Bowling Green (11/19/2022)
STEALS	6 5	Kyrell Luc vs South Dakota St. (N) (11/15/2022) Kyrell Luc vs Iona (N) (12/11/2022)
BLOCKED SHOTS	4 4 4	Chad Venning vs FGCU (12/16/2022) Daryl Banks III vs Bowling Green (11/19/2022) Anquan Hill at Canisius (11/12/2022)
TURNOVERS	9 6	Kyrell Luc vs Iona (N) (12/11/2022) Kyrell Luc vs South Dakota St. (N) (11/15/2022)
FOULS	5 5 5	Kyrell Luc vs FGCU (12/16/2022) Chad Venning at Buffalo (12/03/2022) Barry Evans vs Notre Dame (N) (11/25/2022)

ST. BONAVENTURE TEAM LOWS

POINTS	57 58 61 62 63	vs Iona (N) (12/11/2022) FGCU (12/16/2022) Cleveland St. (12/07/2022) vs South Dakota St. (N) (11/15/2022) vs Notre Dame (N) (11/25/2022)
FIELD GOALS MADE	19 22 22	FGCU (12/16/2022) Middle Tenn. (11/30/2022) vs Notre Dame (N) (11/25/2022)
FIELD GOAL ATTEMPTS	45 51	Middle Tenn. (11/30/2022) Southern Ind. (11/22/2022)
FIELD GOAL PERCENTAGE	.339 .354	(19-56) FGCU (12/16/2022) (23-65) Cleveland St. (12/07/2022)
3 PT FG MADE	3 4	at Buffalo (12/03/2022) Saint Francis (PA) (11/07/2022)
3 PT FG ATTEMPTS	14 15	vs Iona (N) (12/11/2022) at Buffalo (12/03/2022)
3 PT FG PERCENTAGE	.200 .211	(3-15) at Buffalo (12/03/2022) (4-19) Saint Francis (PA) (11/07/2022)
FREE THROWS MADE	4 6	vs Iona (N) (12/11/2022) vs South Dakota St. (N) (11/15/2022)
FREE THROW ATTEMPTS	7 8	vs Iona (N) (12/11/2022) vs South Dakota St. (N) (11/15/2022)
FREE THROW PERCENTAGE	.474 .571	(9-19) at Buffalo (12/03/2022) (4-7) vs Iona (N) (12/11/2022)
REBOUNDS	28 29	FGCU (12/16/2022) vs South Dakota St. (N) (11/15/2022)
ASSISTS	8 10 10	Middle Tenn. (11/30/2022) at Buffalo (12/03/2022) Southern Ind. (11/22/2022)
STEALS	3 4 4	vs Notre Dame (N) (11/25/2022) at Buffalo (12/03/2022) Bowling Green (11/19/2022)
BLOCKED SHOTS	2 2	at Buffalo (12/03/2022) vs Notre Dame (N) (11/25/2022)

OPPONENT TEAM LOWS

POINTS	42 51 58 64 66 66	Cleveland St. (12/07/2022) vs Notre Dame (N) (11/25/2022) Saint Francis (PA) (11/07/2022) Middle Tenn. (11/30/2022) Southern Ind. (11/22/2022) vs South Dakota St. (N) (11/15/2022)
FIELD GOALS MADE	15 19 19	Cleveland St. (12/07/2022) vs Notre Dame (N) (11/25/2022) vs South Dakota St. (N) (11/15/2022)
FIELD GOAL ATTEMPTS	44 49	vs South Dakota St. (N) (11/15/2022) Cleveland St. (12/07/2022)
FIELD GOAL PERCENTAGE	.306 .345	(15-49) Cleveland St. (12/07/2022) (19-55) vs Notre Dame (N) (11/25/2022)
3 PT FG MADE	1 2 2	Cleveland St. (12/07/2022) Middle Tenn. (11/30/2022) vs Notre Dame (N) (11/25/2022)
3 PT FG ATTEMPTS	13 16	Cleveland St. (12/07/2022) vs South Dakota St. (N) (11/15/2022)
3 PT FG PERCENTAGE	.077 .111	(1-13) Cleveland St. (12/07/2022) (2-18) Middle Tenn. (11/30/2022)
FREE THROWS MADE	8 9 9	Middle Tenn. (11/30/2022) Southern Ind. (11/22/2022) Bowling Green (11/19/2022)
FREE THROW ATTEMPTS	12 15	Bowling Green (11/19/2022) vs Notre Dame (N) (11/25/2022)
FREE THROW PERCENTAGE	.444 .500	(8-18) Middle Tenn. (11/30/2022) (11-22) Cleveland St. (12/07/2022)
REBOUNDS	31 31	Middle Tenn. (11/30/2022) Southern Ind. (11/22/2022)
ASSISTS	5 6	Cleveland St. (12/07/2022) vs Notre Dame (N) (11/25/2022)
STEALS	1 2	Saint Francis (PA) (11/07/2022) at Canisius (11/12/2022)
BLOCKED SHOTS	0 0	Bowling Green (11/19/2022) Saint Francis (PA) (11/07/2022)
TURNOVERS	9 9 9	vs Notre Dame (N) (11/25/2022) Bowling Green (11/19/2022) at Canisius (11/12/2022)
FOULS	9 10	vs Iona (N) (12/11/2022) vs South Dakota St. (N) (11/15/2022)

ST. BONAVENTURE SEASON STATS

Game Records

Record	Overall	Home	Away	Neutral
ALL GAMES	6-5	5-1	0-2	1-2
CONFERENCE	0-0	0-0	0-0	0-0
NON-CONFERENCE	6-5	5-1	0-2	1-2

Score by Periods

Team	1st	2nd	OT	TOT
St. Bonaventure	340	396	14	750
Opponents	323	384	18	725

Team Box Score

No. Player					Total		3-Point		F-Throw		Rebounds											
		GP-GS	MIN	AVG	FG-FGA	FG%	3FG-3FGA	3FG%	FT-FTA	FT%	OFF	DEF	TOT	AVG	PF	DQ	A	TO	BLK	STL	PTS	AVG
5	BANKS III, Daryl	11-11	429:29	39.0	54-145	.372	32-81	.395	42-53	.792	5	30	35	3.2	22	0	29	24	5	12	182	16.5
1	LUC, Kyrell	11-11	392:44	35.7	55-133	.414	14-38	.368	36-48	.750	6	29	35	3.2	27	2	52	36	6	24	160	14.5
32	VENNING, Chad	11-8	280:03	25.5	50-93	.538	0-0	.000	24-35	.686	22	44	66	6.0	33	3	9	17	17	4	124	11.3
2	FARELL, Yann	11-11	332:49	30.3	34-82	.415	20-57	.351	10-18	.556	27	60	87	7.9	27	0	12	14	4	6	98	8.9
0	EVANS, Barry	11-11	319:31	29.0	30-63	.476	2-9	.222	5-16	.313	26	29	55	5.0	15	1	12	10	4	17	67	6.1
4	FLOWERS, Moses	10-0	164:04	16.4	16-46	.348	7-21	.333	10-15	.667	0	16	16	1.6	20	0	16	14	0	5	49	4.9
10	AMADASUN, Max	6-0	52:01	8.7	8-14	.571	0-0	.000	2-2	1.000	5	4	9	1.5	10	0	0	3	1	0	18	3.0
11	MELLOUK, Anouar	11-3	111:19	10.1	15-34	.441	0-3	.000	3-3	1.000	7	8	15	1.4	26	1	0	10	4	5	33	3.0
35	HILL, Anquan	11-0	113:26	10.3	7-17	.412	1-7	.143	1-3	.333	6	20	26	2.4	12	0	3	6	5	2	16	1.5
24	RUMPEL, Brett	4-0	20:45	5.2	0-3	.000	0-0	.000	3-4	.750	0	2	2	0.5	3	0	2	4	0	1	3	0.8
3	NDJOCK-TADJORE, Justin	1-0	08:48	8.8	0-3	.000	0-1	.000	0-0	.000	1	2	3	3.0	0	0	0	0	0	0	0	0.0
Team											17	26	43					11				
Total		11	2225		269-633	.425	76-217	.350	136-197	.690	122	270	392	35.6	195	7	135	149	46	76	750	68.2
Opponents		11	2225		260-614	.423	56-221	.253	149-225	.662	117	263	380	34.5	173	2	136	147	33	62	725	65.9

Team Statistics

	SBU	OPP
Scoring	750	725
Points per game	68.2	65.9
Scoring margin	+2.3	-
Field goals-att	269-633	260-614
Field goal pct	.425	.423
3 point fg-att	76-217	56-221
3-point FG pct	.350	.253
3-pt FG made per game	6.9	5.1
Free throws-att	136-197	149-225
Free throw pct	.690	.662
F-Throws made per game	12.4	13.5
Rebounds	392	380
Rebounds per game	35.6	34.5
Rebounding margin	+1.1	-
Assists	135	136
Assists per game	12.3	12.4
Turnovers	149	147
Turnovers per game	13.5	13.4
Turnover margin	-0.2	-
Assist/turnover ratio	0.9	0.9
Steals	76	62
Steals per game	6.9	5.6
Blocks	46	33
Blocks per game	4.2	3.0
Winning streak	0	-
Home win streak	0	-
Attendance	18979	6536
Home games-Avg/Game	6-3163	2-3268
Neutral site-Avg/Game	-	3-2757

Team Results

Date	Opponent		Score	Att.
11/07/2022	Saint Francis (PA)	W	71-58	3436
11/12/2022	at Canisius	Lot	80-84	1903
11/15/2022	vs South Dakota St.	L	62-66	3093
11/19/2022	Bowling Green	W	81-68	3189
11/22/2022	Southern Ind.	W	80-66	3102
11/25/2022	vs Notre Dame	W	63-51	5178
11/30/2022	Middle Tenn.	W	71-64	3089
12/03/2022	at Buffalo	L	66-83	4633
12/07/2022	Cleveland St.	W	61-42	3158
12/11/2022	vs Iona	L	57-72	0
12/16/2022	FGCU	L	58-71	3005

WHAT'S A BONNIE?

In their earliest years of athletics, Bona teams were referred to as the "Alleganies," then they derived the name "Brownies."

St. Bonaventure made the decision to change their athletics team names to Bonnies in 1992, moving away from a Brown Indians name used in some fashion dating to 1927. Along with the name, the Bonnies adopted a new mascot, the Bona Wolf.

The Bonnies nickname had been used by fans and media members for decades, however. The term "Bonnies" came to be as a shortcut name of St. Bonaventure without any official starting point.

Although the mascot and nickname have changed over the years, what has remained the same are the Brown and White colors, the Brown from the Franciscan Friars' habits and the White from their white cords.

The mascot has ties to the Franciscan tradition that friars of the school live upon. Legend has it that St. Francis of Assisi tamed a fierce wolf at Gubbio, Italy. Thus, this new mascot would also help to represent the religious aspect which is so closely related to St. Bonaventure University itself.



TV & RADIO SPEED CHART

0



BARRY EVANS
FRESHMAN - F - 6-8
BALTIMORE, MD

1



KYRELL LUC
SOPHOMORE - G - 5-11
DORCHESTER, MASS.

2



YANN FARELL
FRESHMAN - F - 6-6
LIBREVILLE, GABON

4



MOSES FLOWERS
R-JUNIOR - G - 6-3
DORCHESTER, MASS.

5



DARYL BANKS III
R-JUNIOR - G - 6-3
SOMERSET, N.J.

10



MAX AMADASUN
R-SOPHOMORE - C - 6-10
DUBLIN, IRELAND

11



ANOUAR MELLOUK
R-FRESHMAN - F - 6-8
AMSTERDAM, NETHERLANDS

15



TYLER CURRAN
FRESHMAN - G - 6-2
ALLEGANY, N.Y.

21



MELIAN MARTINEZ
FRESHMAN - F/C - 6-10
SANTO DOMINGO, D.R.

23



ANTHONY BELARDINELLI
JUNIOR - G - 6-3
UPPER SADDLE RIVER, N.J.

24



BRETT RUMPEL
R-FRESHMAN - G - 6-4
BINGHAMTON, N.Y.

30



BROEK OSTROM
FRESHMAN - G - 6-2
HOLLEY, N.Y.

COACHING STAFF

Head Coach: Mark Schmidt (16th season)
Associate Head Coach: Steve Curran (13th season)
Assistant Coach: Sean Neal (5th season)
Assistant Coach: Chris Lowe (2nd season)
Director of Operations: Matt Pappano (15th season)

PRONUNCIATION GUIDE


Luc	Luke
Amadasun	Ah-mad-a-sun
Anouar Mellouk	An-wa-are MELL-ook
Curran	Kerr-an
Belardinelli	BELL-are-din-elli
Broek Ostrom	Brock Oh-strom

32



CHAD VENNING
R-SOPHOMORE - F - 6-10
BROOKLYN, N.Y.

35



ANQUAN HILL
SOPHOMORE - F - 6-9
PHILADELPHIA, PA