

# BONNIES



## MEN'S BASKETBALL



## RECORD BOOK

GoBonnies.com  
@BonniesMBB

## GAMES PLAYED

Career ..... 127, Michael Davenport, 2008-2012

## POINTS

Game ..... 51, Bob Lanier, vs. Seton Hall, Feb. 24, 1969  
 Season ..... 830, Tom Stith, 1960-61, 28 games  
 Career ..... 2,238, Greg Sanders, 1974-78, 112 games  
 Highest Average (Season)..... 31.5, Tom Stith, 1959-60  
 Highest Average (Career)..... 27.6, Bob Lanier, 1967-70

## FIELD GOALS - SEASON

Field Goals..... 327, Tom Stith, 1960-61, 28 games  
 Field Goal Attempts..... 622, Tom Stith, 1960-61  
 Field Goal Percentage ..... 602, Andrew Nicholson, 2008-09  
 Three-Pointers ..... 105, Matt Mobley, 2017-18, 34 games  
 Three-Point Attempts ..... 275, Marques Green, 2003-04  
 Three-Point Percentage ..... 456, Rich McCormick, 1986-87

## CAREER

Field Goals..... 944, Greg Sanders, 1974-78, 112 games  
 Field Goal Attempts..... 1,755, Greg Sanders, 1974-78, 112 games  
 Field Goal Percentage ..... 576, Bob Lanier, 1967-70  
 Three-Pointers ..... 281, Marques Green, 2000-04, 112 games  
 Three-Point Attempts ..... 730, Marques Green, 2000-04  
 Three-Point Percentage ..... 444, Rich McCormick, 1986-88

## REBOUNDS

Game ..... 27, Bob Lanier, vs. Loyola, 12-22-67  
 Season ..... 416, Bob Lanier, 1969-70, 26 games  
 Career ..... 1,180, Bob Lanier, 1967-70, 76 games

## ASSISTS

Game ..... 14, Marques Green, vs. La Salle, 1-18-03  
 ..... 14, Jaylen Adams at Duquesne 1-22-15  
 Season ..... 216, Marques Green, 2002-03, 27 games  
 Career ..... 657, Marques Green, 2000-04, 112 games

## FREE THROWS - SEASON

Made ..... 206, Jaylen Adams, 2016-17, 30 games  
 Attempts..... 266, J.R. Bremer, 2001-02, 30 games  
 Percentage..... .938, Tyler Relph, 2007-08\*

## CAREER

Made ..... 578, Jaylen Adams, 20014-18, 110 games  
 Attempts..... 690, Jaylen Adams  
 Percentage..... .903, Sam Urzetta, 1947-50

## STEALS

Game ..... 8, David Vanterpool, at Duquesne, 1-13-95  
 Season ..... 107, Marques Green, 2003-04, 27 games\*  
 Career ..... 325, Marques Green, 2000-04, 112 games

## BLOCKS

Game ..... 9, Andrew Nicholson, at Bucknell, 12-30-08  
 Season ..... 99, Caswell Cyrus, 1997-98, 32 games  
 Career ..... 289, Caswell Cyrus, 1996-00, 114 games  
 \* - national leader that season

## TEAM RECORDS

### WINS

Overall..... 26 in 2017-18 (26-8)  
 Atlantic 10 ..... 14 twice (2015-16, 2017-18)

### POINTS

Game ..... 134 vs. Concordia, Nov. 24, 1990  
 Season ..... 2,620 in 2017-18 (34 games, 77.1 ppg)  
 Team Average..... 88.5, 1960-61  
 Game By Opponent..... 125, West Virginia, Jan. 3, 1991

### FIELD GOALS - SEASON

Field Goals..... 1,035, 1969-70, 28 games  
 Field Goal Attempts..... 2,090, 1969-70, 28 games  
 3-Point Field Goals ..... 314, 2001-02, 30 games  
 3-Point Field Goal Attempts..... 898, 2001-02, 30 games  
 Field Goal Percentage ..... .518, 1976-77  
 3-Point Field Goal Percentage..... .378, 1988-89

### FREE THROWS - SEASON

Made ..... 608 in 2016-17, 32 games  
 Attempts..... 817, 1956-57, 24 games  
 Percentage..... .773 in 2015-16

### REBOUNDS

Season ..... 1,460, 1969-70, 28 games

### STEALS

Season ..... 314, 1994-95, 31 games (10.1 per game)

**POINTS (all 40+ point games listed)**

51	Bob Lanier vs. Seton Hall, 2-24-69
50	Bob Lanier at Purdue, 12-30-69
48	Tom Stith at Manhattan, 12-28-59
47	Marcus Posley vs. Saint Joseph's, 3-2-16
46	Greg Sanders vs. Detroit, 12-12-77
	Tom Stith at Niagara, 1-14-61
	Tom Stith vs. Providence, 2-9-60
	Tom Stith at Marshall, 1-30-60
44	Jaylen Adams vs. Saint Louis, 2-17-18
	Andrew Nicholson vs. Ohio (4OT), 12-18-10
43	Marques Green at Niagara, 12-17-03
	Bob Lanier vs. Niagara, 2-22-69
42	Bob Lanier at Kent State, 1-10-70
	Tom Stith at St. John's, 12-30-59
41	Tom Stith at Marquette, 1-31-61
	Tom Stith at Morehead, 1-14-61
	Tom Stith at Marquette, 2-20-60
40	Jaylen Adams at Duquesne, 2-3-18
	Greg Sanders at Houston, 3-20-77
	Bob Lanier vs. Toledo, 12-14-68
	Fred Crawford vs. Niagara, 1-11-64

**In Madison Square Garden**

50 Bob Lanier vs. Purdue, 12-20-69

**In Buffalo Memorial Auditorium**

46 Tom Stith vs. Marshall, 1-30-60

**In Olean Armory**

46 Tom Stith vs. Providence, 2-9-60

**vs. Atlantic 10 Opponent**

47 Marcus Posley vs. Saint Joseph's, 3-2-16

**3-POINT FIELD GOALS**

10	Jaylen Adams vs. Saint Louis, 2-7-18
9	Matt Mobley vs. Richmond, 3-9-18
9	Matt Mobley vs. VCU (OT), 2-4-17
8	Jaren Holmes vs. Saint Joseph's, 1-6-21
8	Jaylen Adams at Duquesne, 2-3-18
8	Marcus Posley at Duquesne (OT), 1-22-15
8	Chris Matthews at Illinois St., 11-29-09
8	Chris Matthews at Dayton, 1-25-09
8	Marques Green at Massachusetts, 2-28-04
8	Marques Green vs. Rhode Island, 1-17-04
8	Marques Green at Dayton, 1-7-04
8	Patricio Prato vs. Temple, 1-16-02
8	Isaac King vs. Temple, 1-30-99
7	Kyle Lofton vs. George Mason, 2-17-19
7	Jaylen Adams vs. Vermont, 12-8-15
7	Chris Matthews at La Salle, 2-21-10
7	Marques Green vs. Robert Morris, 11-21-03
7	Marques Green vs. Fordham, 2-19-03
7	Marques Green at Ohio, 12-31-02
7	Ogo Adegboye vs. Buffalo, 12-4-10

**3-POINT ATTEMPTS**

19	Marques Green at Dayton, 1-7-04
19	Isaac King vs. Temple, 1-30-99
18	Chris Matthews at Syracuse, 12-19-09
18	Chris Matthews at Dayton, 1-25-09

**ASSISTS**

14	Jaylen Adams at Saint Louis, 1-17-17
14	Jaylen Adams at Duquesne, 1-22-15
14	Marques Green vs. La Salle, 1-18-03
13	Marques Green vs. Toledo, 12-28-02
13	Marques Green vs. Kent State, 12-21-02
13	Jim Elenz at Wisconsin- Milwaukee, 12-21-79
13	Rob Lanier vs. St. Joseph's (at Palestra), 2-4-89
13	Shandue McNeill vs. Rhode Island, 2-26-94
12	Jaylen Adams vs. Niagara, 12-30-15
12	Marques Green at Connecticut, 1-2-03
12	James Singleton vs. La Salle (at Spectrum), 1-25-98
12	Mike Weber vs. Rutgers, 2-9-91
12	Elmer Anderson vs. Fairmont State, 11-23-85
12	Glenn Hagan at Hofstra, 1-25-78
12	Jim Elenz vs. UNC-Charlotte, 12-29-78

**REBOUNDS**

27	Bob Lanier vs. Loyola (Md.), 2-22-67
24	Bob Lanier vs. Loyola (Md.), 1-7-70
23	Andrew Nicholson vs. Duquesne, 2-11-12
23	John Connors at Iona, 12-20-56
23	Bob Lanier vs. Niagara, 1-31-70
22	Osun Osunniyi at Duquesne, 2-6-19
22	John Connors vs. LeMoyne, 12-10-57
22	Bob Lanier vs. DePaul, 1-21-70
22	John Connors vs. Wichita State, 12-7-57
21	Bob Lanier vs. Duquesne, 12-20-69
21	Matt Gantt at DePaul, 12-5-70
21	Glenn Price vs. Loyola (Md.), 12-8-73
21	Essie Hollis at Rutgers, 3-1-76
21	Essie Hollis vs. St. Joseph's (Ind.), 2-23-76
21	Essie Hollis at DePaul, 1-5-77
20	John Connors vs. LeMoyne, 1-3-57
20	Bob Lanier at Fairfield, 3-5-70
20	Glenn Price vs. Univ. of Baltimore, 12-19-73
20	Tim Waterman at Canisius, 2-24-79

**STEALS**

8	David Vanterpool at Duquesne, 1-13-95
7	Marques Green at Saint Joseph's, 3-2-04
7	Marques Green vs. Robert Morris, 11-25-03
7	Mark Jones vs. Rutgers, 2-28-83
7	Elmer Anderson vs. California (Pa.), 12-4-85
7	Michael Burnett at Penn State, 2-18-89
7	Shandue McNeill vs. Niagara, 1-16-95
7	Tim Winn at Liberty, 11-20-97
7	Tim Winn vs. Xavier, 3-5-98 (A-10 Tourn.)
7	Tim Winn vs. Colorado State, 11-27-99

**BLOCKED SHOTS**

9	Andrew Nicholson at Bucknell, 12-30-08
8	Andrew Nicholson vs. Xavier, 3-11-12
8	Andrew Nicholson vs. Princeton, 12-6-08
8	Caswell Cyrus vs. Siena, 12-30-98

## SCORING AVERAGE - Career

(minimum 50 games)

PLAYER	AVG.	PTS.	GMS.
1. Bob Lanier	27.6	2,067	75
2. Tom Stith	27.0	2,052	76
3. Fred Crawford	22.6	1,738	77
4. Bill Butler	20.9	1,462	70
5. Glenn Price	20.8	1,579	76
6. Greg Sanders	20.0	2,238	112
Earl Belcher	20.0	2,077	104
8. Mal Duffy	19.8	1,029	52
9. George Carter	19.4	1,322	68
10. Matt Mobley	18.3	1,209	66
Harry Moore	18.3	1,465	80
12. Marcus Posley	18.2	1,126	62
13. Jaylen Adams	17.4	1,912	110
14. Andrew Nicholson	17.1	2,103	123
15. Carl Jackson	16.7	1,202	72
16. Essie Hollis	16.5	1,798	109
17. Marques Green	15.5	1,734	112
J.R. Bremer	15.5	1,732	112
19. Rashaan Palmer	15.2	1,657	116
Mark Jones	15.2	1,704	112
21. Bob Rozyczko	15.1	1,283	85
22. Sam Stith	14.8	1,112	75
23. Paul Hoffman	14.7	1,102	75
Ken Fairfield	14.7	1,074	73
25. Kyle Lofton	14.3	1,230	86
26. Rocky Llewellyn	14.0	1,572	112
Greg Gary	14.0	964	69

## SCORING AVERAGE - Season

PLAYER	AVG.	SEASON
1. Tom Stith	31.5	1959-60
2. Tom Stith	29.6	1960-61
3. Bob Lanier	29.1	1969-70
4. Bob Lanier	27.3	1968-69
5. Earl Belcher	26.9	1979-80
6. Fred Crawford	26.3	1963-64
7. Bob Lanier	26.2	1967-68
8. J.R. Bremer	24.6	2001-02
9. Earl Belcher	24.5	1980-81
10. Miles Aiken	23.6	1961-62
11. Bill Butler	22.8	1967-68
12. Greg Sanders	22.1	1977-78
13. Bill Butler	22.0	1966-67
Mal Duffy	22.0	1954-55
15. Fred Crawford	21.9	1960-61
16. Essie Hollis	21.9	1976-77
17. Earl Belcher	21.5	1978-79
Glenn Price	21.5	1972-73
19. Marques Green	21.3	2002-03
20. Greg Sanders	21.2	1976-77
Mal Duffy	21.2	1953-54
22. Glenn Price	20.8	1971-72
Andrew Nicholson	20.8	2010-11
24. Jaylen Adams	20.6	2016-17
25. Harry Moore	20.5	1993-94
Sam Stith	20.5	1959-60
27. George Carter	20.4	1966-67
28. Rocky Llewellyn	20.2	1988-89


## POINTS - Season

NAME	POINTS	SEASON
1. Tom Stith	830	1960-61
2. Tom Stith	819	1959-60
3. Bob Lanier	757	1969-70
4. J.R. Bremer	738	2001-02
5. Bob Lanier	656	1967-68
6. Bob Lanier	654	1968-69
7. Earl Belcher	646	1979-80
8. Andrew Nicholson	645	2010-11
9. Greg Sanders	642	1977-78
10. Earl Belcher	637	1980-81
11. Fred Crawford	631	1963-64
12. Jaylen Adams	619	2016-17
13. Matt Mobley	616	2017-18
14. Greg Sanders	615	1976-77
15. Fred Crawford	614	1960-61
16. Marcus Posley	609	2015-16
17. Earl Belcher	603	1978-79
18. Matt Mobley	593	2016-17
19. Andrew Nicholson	591	2011-12
20. Kevin Houston	586	2000-01
21. Marques Green	574	2002-03
22. Bill Butler	571	1967-68
23. Rocky Llewellyn	565	1988-89
24. Glenn Price	559	1972-73
25. Essie Hollis	547	1976-77
26. Rashaan Palmer	542	1997-98
David Vanterpool	542	1994-95
28. Jaylen Adams	537	2015-16
29. Jaylen Adams	535	2017-18
30. Sam Stith	532	1959-60
31. Marques Green	525	2003-04
Michael Lee	525	2007-08
30. Glenn Price	521	1973-74
32. Dion Wright	519	2015-16
33. Marcus Posley	517	2014-15


## Field Goal Percentage - Career

(minimum 400 attempts)

PLAYER	YEARS	GM.	PCT.
1. Osun Osunniyi	2018-Pres.	79	.586
2. Bob Lanier	1967-70	75	.576
3. Andrew Nicholson	2008-12	123	.575
4. Delmar Harrod	1976-80	107	.554
5. Glenn Price	1971-74	76	.551
6. Marquise Simmons	2009-14	114	.545
7. Greg Sanders	1974-78	112	.538
8. Bob Barnek	1962-65	64	.529
9. Tom Stith	1958-61	76	.527
10. Bob McCully	1959-62	63	.524
11. Eric Stover	1979-83	109	.517
12. Bill Butler	1965-68	70	.515
13. John Hayes	1966-69	53	.513
14. Barry Mungar	1982-86	112	.512
15. Jonathan Hall	2008-10	58	.509



Tom Stith



J.R. Bremer



Andrew Nicholson

### Field Goal Percentage - Season

(minimum 2.5 per game)

PLAYER	YEARS	FG.	PCT.
1. Osun Osunniyi	2019-20	112-182	.615
2. Andrew Nicholson	2008-09	154-256	.602
3. Marquise Simmons	2013-14	110-185	.595
4. Delmar Harrod	1978-79	206-350	.589
5. Bob Lanier	1968-69	270-460	.587
6. Greg Sanders	1976-77	252-431	.585
7. Bob Lanier	1967-68	272-466	.584
8. Glenn Price	1971-72	202-350	.577
9. Sam Graham	1987-88	114-199	.573
10. Osun Osunniyi	2020-21	89-156	.571
Osun Osunniyi	2018-19	105-184	.571
Andrew Nicholson	2011-12	220-385	.571
Delmar Harrod	1977-78	147-258	.571

### Free Throws - Season

PLAYER	YEAR	GM.	FTS
1. Jaylen Adams	2016-17	30	206
3. J.R. Bremer	2001-02	30	188
4. Mal Duffy	1954-55	23	183
Tom Stith	1959-60	26	183
6. Tom Stith	1960-61	28	176
7. Andrew Nicholson	2010-11	31	165
8. Earl Belcher	1979-80	24	164
9. Mal Duffy	1953-54	21	159
10. Matt Mobley	2016-17	32	155
11. Jaylen Adams	2015-16	30	153
Harry Moore	1993-94	25	153
13. Earl Belcher	1980-81	26	149
14. Bob Lanier	1969-70	26	141
15. Rashaan Palmer	1997-98	31	139
Kevin Houston	2000-01	30	139
17. Harry Moore	1991-92	27	138
18. David Vanterpool	1994-95	31	137
19. Rashaan Palmer	1996-97	28	135
20. Marcus Posley	2015-16	31	133
Youssou Ndoeye	2014-15	30	133

### Free Throws - Career

PLAYER	FTM.	YEARS	GM.	FT%
1. Jaylen Adams	578	2014-18	110	.837
2. Andrew Nicholson	456	2008-12	123	.720
3. Rashaan Palmer	454	1994-98	116	.657
4. Earl Belcher	453	1977-81	104	.831
5. Tom Stith	438	1958-61	76	.669
6. David Vanterpool	430	1991-95	112	.730
7. Harry Moore	421	1991-94	80	.656
8. J.R. Bremer	407	1998-02	112	.752
9. Mark Jones	402	1979-83	112	.807
10. Bob Lanier	367	1967-70	75	.667

### Free Throw Percentage - Career

(minimum 200 attempts)

PLAYER	YEARS	GM.	PCT.
1. Sam Urzetta	1947-50	90	.903
2. Matt Mobley	2016-18	66	.861
3. Richard McCormick	1986-88	55	.859
4. Matthew Wright	2010-14	121	.839
5. Jaylen Adams	2014-18	110	.838
6. Marques Green	2000-04	112	.835
7. Earl Belcher	1977-81	104	.831
8. Norman Clarke	1980-84	116	.828
<b>9. Kyle Lofton</b>	<b>2018-Pres.</b>	<b>86</b>	<b>.820</b>
10. Mark Jones	1979-83	112	.807
11. Marcus Posley	2014-16	62	.796
12. Kenrick Hamilton	1989-92	86	.789
13. Jim Satalin	1966-69	71	.783
14. Bill Butler	1965-68	70	.780
15. Sam Stith	1957-60	75	.763

### Free Throw Percentage - Season

(minimum 50 attempts)

PLAYER	YEAR	FT-A	PCT.
1. Tyler Relph*	2007-08	75-80	.938
2. Sam Urzetta	1949-50	56-61	.918
3. Mark Jones	1984-85	84-95	.884
4. Marques Green	2002-03	116-132	.879
5. Norman Clarke	1982-83	45-51	.882
6. Norman Clarke	1983-84	72-82	.878
7. Chris Johnson	2011-12	57-65	.877
8. Jaylen Adams	2015-16	153-175	.874
9. Earl Belcher	1979-80	164-189	.868
10. Matt Mobley	2017-18	137-159	.862
11. Matt Mobley	2016-17	155-180	.861
Matthew Wright	2013-14	124-144	.861
13. Marques Green	2001-02	109-127	.858
14. Zarryon Fereti	2007-08	94-110	.855
15. Earl Belcher	1980-81	149-175	.851
Jaylen Adams	2017-18	154-181	.851

\* - NCAA Div. I leader that season

### 3-Point Field Goals - Career

FG	PLAYER	YEAR	GAMES
1. 281	Marques Green	2000-04	112
2. 270	Jaylen Adams	2014-18	110
3. 223	J.R. Bremer	1998-02	112
4. 192	Tim Winn	1996-00	108
5. 191	Matt Mobley	2016-18	66
6. 182	Chris Matthews	2008-10	61
7. 181	Nii Nelson-Richards	1991-95	113
8. 167	Patrick Lottin	2001-06	115
9. <b>166</b>	<b>Dominick Welch</b>	<b>2018-Pres.</b>	<b>77</b>
10. 158	Marcus Posley	2104-16	62
11. 158	Tyler Relph	2005-08	76
12. 156	Matthew Wright	2010-14	121
13. 142	Patricio Prato	1999-03	109
14. 126	Shandue McNeill	1993-97	114
15. 118	Eric Mosley	2011-13	61
16. 117	Zarryon Fereti	2006-08	54
17. 109	Mike Gansey	2001-03	57
18. 108	Rob Lanier	1986-90	112
19. 107	David Messiah Capers	1995-00	126



Jaylen Adams



Glenn Price



Marques Green

### 3-Point Percentage - Career

(min. 200 attempts)

	PCT.	FG-FGA	PLAYER	YEAR
1.	.444	(92-207)	Richard McCormick	1986-88
2.	.407	(118-290)	Eric Mosley	2011-13
3.	.397	(108-272)	Rob Lanier	1986-90
4.	.394	(270-685)	Jaylen Adams	2014-18
5.	.393	(109-275)	Mike Gansey	2001-03
6.	.385	(281-730)	Marques Green	2000-04
7.	.376	(158-420)	Tyler Relph	2005-08
8.	.375	(191-509)	Matt Mobley	2016-18
9.	<b>.374</b>	<b>(166-444)</b>	<b>Dominick Welch</b>	<b>2018-Pres.</b>
10.	.373	(100-268)	Michael Burnett	1987-91
11.	.366	(87-238)	Ogo Adegboye	2009-10
12.	.361	(182-504)	Chris Matthews	2008-10
13.	.357	(106-297)	Demetrius Conger	2009-13

### 3-Point Field Goals - Season

	FG	PLAYER	YEAR	GAMES
1.	105	Matt Mobley	2017-18	34
2.	101	Chris Matthews	2009-10	31
3.	98	Marques Green	2003-04	27
4.	94	Marques Green	2002-03	27
5.	88	J.R. Bremer	2001-02	30
6.	86	Matt Mobley	2016-17	32
7.	84	Jaylen Adams	2015-16	30
8.	82	Marcus Posley	2015-16	31
9.	81	Chris Matthews	2008-09	30
	81	Eric Mosley	2012-13	29
11.	77	Jaylen Adams	2016-17	30
12.	76	Marcus Posley	2014-15	31
13.	75	Jaylen Adams	2017-18	28
	75	Kevin Houston	2000-01	30
15.	74	J.R. Bremer	2000-01	30
16.	72	Dominick Welch	2019-20	31
17.	69	Marques Green	2001-02	30
	69	Tim Winn	1996-97	28
19.	68	Mike Gansey	2002-03	27
	68	Matthew Wright	2013-14	32

### 3-Point Percentage - Season

(min. 75 attempts)

	PCT.	FG-FGA	PLAYER	YEAR
1.	.456	(36-79)	Richard McCormick	1986-87
2.	.438	(82-192)	Jaylen Adams	2015-16
	.438	(56-128)	Richard McCormick	1987-88
	.438	(81-185)	Eric Mosley	2012-13
5.	.436	(75-172)	Jaylen Adams	2017-18
6.	.435	(37-85)	Michael Burnett	1989-90
7.	.429	(39-91)	Rob Lanier	1989-90
8.	.426	(63-148)	Tyler Relph	2007-08
9.	.416	(32-77)	Michael Burnett	1988-89
10.	.404	(44-109)	David Messiah Capers	1999-00
	.404	(36-89)	Demetrius Conger	2010-11

### REBOUNDS - Career

	PLAYER	YEARS	GM.	REBS.	AVG.
1.	Bob Lanier	1967-70	75	1,180	15.7
2.	Essie Hollis	1973-77	109	939	9.2
3.	Glenn Price	1971-74	76	922	12.1
4.	Andrew Nicholson	2008-12	123	887	7.2
5.	George Carter	1964-67	68	849	12.5
6.	Fred Crawford	1960-64	77	789	10.2
7.	Tim Waterman	1975-79	104	744	7.2
8.	Delmar Harrod	1976-80	113	739	6.5
9.	Eric Stover	1979-83	109	737	6.8
10.	Matt Gantt	1969-72	74	706	9.5
11.	Youssou Ndoeye	2014-15	123	705	5.7
12.	Bob Rozyzcko	1972-76	85	695	8.2
13.	Tom Stith	1958-61	76	691	9.1
14.	Michael Lee	2005-08	114	684	6.0
15.	Dion Wright	2012-16	108	683	6.3
16.	Caswell Cyrus	1996-00	114	680	6.0
17.	Gerry Schlee	1953-56	67	659	9.8
18.	<b>Osun Osunniyi</b>	<b>2018-Pres.</b>	<b>79</b>	<b>657</b>	<b>8.3</b>
19.	Barry Mungar	1982-86	112	651	5.8
20.	Bill Butler	1965-68	70	650	9.3

### REBOUNDS - Season


	TOTAL	PLAYER	CLASS	SEASON
1.	416	Bob Lanier	Sr.	1969-70
2.	390	Bob Lanier	Jr.	1968-69
3.	374	Bob Lanier	So.	1967-68
4.	374	Glenn Price	Sr.	1973-74
5.	314	Tim Waterman	Sr.	1978-79
6.	309	Bill Kenville	Jr.	1951-52
7.	305	George Carter	Sr.	1966-67
8.	302	Youssou Ndoeye	Sr.	2014-15
9.	295	Glenn Price	Jr.	1972-73
10.	292	Essie Hollis	Sr.	1976-77
11.	285	George Carter	Jr.	1965-66
12.	282	Dion Wright	Sr.	2015-16
13.	281	Fred Crawford	Sr.	1963-64
14.	281	Fred Crawford	So.	1960-61
15.	278	Gerry Schlee	Sr.	1955-56
16.	276	Tom Stith	Jr.	1959-60



Matt Mobley



Chris Matthews




Matt Gantt

## ASSISTS - Career

PLAYER	YEARS	GM.	ASSISTS	AVG.
1. Marques Green	2000-04	112	657	5.9
2. Shandue McNeill	1993-97	114	616	5.4
3. Jaylen Adams	2014-18	110	590	5.8
4. Glenn Hagan	1974-78	104	486	4.7
5. Tim Winn	1996-00	108	449	4.2
<b>6. Kyle Lofton</b>	<b>2018-Pres.</b>	<b>86</b>	<b>428</b>	<b>5.0</b>
7. Norman Clarke	1980-84	116	419	3.6
8. Mark Jones	1979-82	112	408	3.6
9. David Vanterpool	1991-95	112	401	3.6
10. J.R. Bremer	1998-02	112	334	3.0
11. Rob Lanier	1986-90	112	316	2.8
12. Charlon Kloof	2011-14	94	310	3.3
13. Elmer Anderson	1983-87	108	309	2.9

## ASSISTS - Season

NO.	PLAYER	SEASON	GM.	AVG.
1. 216	Marques Green	2002-03	27	8.0
2. 195	Jaylen Adams	2016-17	30	6.6
3. 186	Kyle Lofton	2019-20	31	6.0
4. 179	Marques Green	2001-02	30	6.0
5. 179	Glenn Hagan	1977-78	28	6.4
6. 173	Jim Elenz	1978-79	28	6.2
7. 172	Shandue McNeill	1994-95	31	5.5
8. 164	Charlon Kloof	2013-14	33	5.0
9. 159	Shandue McNeill	1996-97	28	5.7
10. 157	Rich McCormick	1987-88	28	5.6
11. 154	Elmer Anderson	1985-86	28	5.5
12. 150	Jaylen Adams	2015-16	30	5.0
13. 148	Rob Lanier	1988-89	28	5.3
14. 146	Jaylen Adams	2017-18	28	5.2
15. 143	Shandue McNeill	1993-94	27	5.3



Glenn Hagan

## STEALS - Career

(Recorded since 1975)

PLAYER	YEARS	GM.	STEALS	AVG.
1. Marques Green	2000-04	112	325	2.9
2. Tim Winn	1996-00	108	319	3.0
3. Shandue McNeill	1993-97	114	281	2.5
4. David Vanterpool	1991-95	112	247	2.2
5. Mark Jones	1979-83	112	194	1.7
6. J.R. Bremer	1998-02	112	185	1.7
7. Jaylen Adams	2017-18	110	170	1.6
8. Nii Nelson-Richards	1991-95	113	164	1.5
9. Elmer Anderson	1983-87	108	155	1.4
10. Glenn Hagan	1975-78	84	150	1.8

## STEALS - Season

NO.	PLAYER	SEASON	GM.	AVG.
1. 107*	Marques Green	2003-04	27	4.0
2. 103	Tim Winn	1999-00	31	3.3
3. 102	Marques Green	2001-02	30	3.4
4. 90	Shandue McNeill	1994-95	31	2.9
5. 81	Tim Winn	1998-99	23	3.5
6. 80	Alvin Lott	1983-84	31	2.6
7. 75	David Vanterpool	1993-94	27	2.8
8. 74	Doug Turner	1985-86	28	2.6
9. 72	Mark Jones	1982-83	30	2.4
10. 71	Marques Green	2002-03	27	2.6

\* - National leader that season

## BLOCKED SHOTS - Career

(Recorded since 1975)

PLAYER	YEARS	GM.	BLKS	AVG.
1. Caswell Cyrus	1996-00	114	289	2.5
2. A. Nicholson	2008-12	123	244	2.0
<b>3. Osun Osunniyi</b>	<b>2018-Pres.</b>	<b>79</b>	<b>211</b>	<b>2.7</b>
4. Youssou Ndoye	2011-15	123	209	1.7
5. Eric Stover	1979-83	109	163	1.5
6. Denzel Gregg	2013-17	114	137	1.2
7. Jerome Spellman	1994-96	58	97	1.7
8. Essie Hollis	1975-77	57	85	1.5
9. LaDarren Griffin	2015-19	97	77	0.8
10. Michael Lee	2005-08	114	77	0.7
11. Terrence Durham	1995-99	95	75	0.8
12. Sam Graham	1985-89	112	61	0.5

## BLOCKED SHOTS - Season

(Recorded since 1975)


PLAYER	SEASON	GM.	BLKS	AVG.
1. Caswell Cyrus	1997-98	32	99	3.1
2. Osun Osunniyi	2018-19	34	92	2.7
3. Caswell Cyrus	1998-99	28	84	3.0
4. A. Nicholson	2008-09	30	81	2.7
5. Youssou Ndoye	2014-15	30	78	2.6
6. Youssou Ndoye	2013-14	33	73	2.2
7. A. Nicholson	2011-12	32	63	2.0
8. Osun Osunniyi	2020-21	21	60	2.9
9. Osun Osunniyi	2019-20	24	59	2.5
10. Denzel Gregg	2016-17	32	55	1.7
11. Caswell Cyrus	1996-97	24	54	2.3
Jerome Spellman	1994-95	31	54	1.7

## 1,000 PTS., 500 REBS. - Career

NAME	SEASON	PTS	REBS
1. Greg Sanders	1974-78	2,238	637
2. Andrew Nicholson	2008-12	2,103	887
3. Earl Belcher	1977-81	2,077	650
4. Bob Lanier	1967-70	2,067	1,180
5. Tom Stith	1958-61	2,052	691
6. Essie Hollis	1973-77	1,905	939
7. Fred Crawford	1960-64	1,738	789
8. Rashaan Palmer	1994-98	1,657	562
9. Glenn Price	1971-74	1,657	922
10. Rocky Llewellyn	1985-89	1,572	617
11. David Vanterpool	1991-95	1,474	630
12. Harry Moore	1991-94	1,465	608
13. Bill Butler	1965-68	1,462	650
14. Michael Lee	2005-08	1,427	684
15. Delmar Harrod	1976-80	1,378	739
16. Barry Mungar	1982-86	1,361	651
17. George Carter	1964-67	1,322	849
18. Bob Rozyczko	1972-76	1,283	595
19. Dion Wright	2013-16	1,263	683
20. Ahmad Smith	2002-06	1,261	536
21. Demetrius Conger	2009-13	1,206	575
22. Carl Jackson	1970-73	1,202	601
23. Caswell Cyrus	1996-00	1,121	680
24. Rob Samuels	1981-85	1,112	527



Mark Jones



Caswell Cyrus

**REILLY CENTER RECORDS**

**POINTS BY A BONA PLAYER**

Pts.	Player	Opponent	Date
51	Bob Lanier	Seton Hall	2-24-69
46	Greg Sanders	Detroit	12-12-77
44	Jaylen Adams	Saint Louis	2-7-18
44	Andrew Nicholson	Ohio	12-18-10
43	Bob Lanier	Niagara	2-22-69
40	Bob Lanier	Toledo	12-14-68
39	Eric Mosley	UMass	02-20-13
38	Jaren Holmes	Saint Joseph's	1-6-21
38	Bob Lanier	Fairfield	2-8-69
38	Earl Belcher	Clarion	12-10-79
37	Essie Hollis	Virginia Tech	1-8-77
37	Essie Hollis	Syracuse	2-2-77
36	Courtney Stockard	Dayton (2OT)	1-19-19
36	Marcus Posley	Duquesne	1-22-15
36	Kevin Houston	Duquesne	2-7-01
36	Bob Lanier	Detroit College	12-3-69
36	Essie Hollis	St. Francis (N.Y.)	1-15-77
35	Matt Mobley	VCU (OT)	2-4-17
35	Marques Green	Rhode Island	1-17-04
35	J.R. Bremer	Rhode Island	1-6-02
35	George Carter	Manhattan	2-13-67
35	Nick Urzetta	St. Francis (N.Y.)	12-16-78
35	Earl Belcher	Stonehill	1-2-80
34	Bill Butler	Canisius	2-1-67
34	Bob Lanier	Loyola (Md.)	12-22-67
34	Bob Lanier	Xavier	12-8-69
34	Bob Lanier	Long Island	2-21-70
34	Glenn Hagan	Jacksonville	2-4-78
34	Earl Belcher	Providence	1-4-80
34	Earl Belcher	Penn State	1-9-80
34	Jason Brower	Maine	1-22-91
33	Matt Mobley	Davidson (3OT)	2-27-18
33	Matt Mobley	Canisius	12-22-16
33	Bob Lanier	Gannon	12-6-67
33	Bill Butler	Xavier	12-11-67
33	Bob Lanier	Canisius	1-29-69
33	Greg Sanders	St. Francis (Pa.)	1-17-77
33	Grag Sanders	Long Island	1-18-78
33	Rocky Llewellyn	Bucknell	12-3-88
32	Kyle Lofton	George Mason	2-17-19
32	Marques Green	George Wash.	2-26-03
32	Bill Butler	Villa Madonna	12-5-66
32	Bill Butler	Gannon	12-6-67
32	Glenn Price	Illinois Wesleyan	12-2-72
32	Glenn Price	Long Island	2-19-72
32	Greg Sanders	Virginia Tech	1-8-77
32	Earl Belcher	Wisc.-Milwaukee	1-11-78
32	Earl Belcher	Niagara	1-26-80
32	Rich McCormick	Duquesne	1-30-88
32	Bill Butler	Manhattan	2-13-67
32	Harry Moore	Massachusetts	12-4-93
32	Andrew Nicholson	Rhode Island	2-18-12

**REBOUNDS BY A BONA PLAYER**

Reb.	Player	Opponent	Date
27	Bob Lanier	Loyola (Md.)	12-22-67
24	Bob Lanier	Loyola (Md.)	1-7-70
23	Bob Lanier	Niagara	1-31-70
23	Andrew Nicholson	Duquesne	2-11-12
22	Bob Lanier	DePaul	1-21-70
21	Bob Lanier	Duquesne	12-20-69
21	Glenn Price	Loyola (Md.)	12-8-73
21	Essie Hollis	St. Joseph's (Ind.)	2-23-76
20	Glenn Price	U. of Baltimore	12-19-73
19	Bob Lanier	Detroit College	12-3-69
19	Bob Lanier	Belmont Abbey	2-3-70
19	Glenn Price	Fairfield	2-7-73
19	Glenn Price	Long Island	2-16-74
18	Osun Osunniyi	George Mason	1-8-20
18	Bob Lanier	Long Island	2-21-70
18	Glenn Price	Canisius	2-23-72
18	Glenn Price	Providence	2-6-74
18	Tim Waterman	VCU	2-19-79
17	Terrence Durham	Dayton	2-8-97
17	Bob Lanier	Xavier	12-8-69
17	Glenn Price	Baldwin-Wallace	1-3-70
17	Essie Hollis	Niagara	2-19-77
17	Tim Waterman	Scranton	11-30-77
16	Osun Osunniyi	Hofstra	12-7-19
16	Paul Williams	Temple	1-11-06
16	Bob Lanier	Detroit	12-15-69
16	Bob Lanier	Baldwin-Wallace	1-3-70
16	Matt Gantt	Niagara	1-31-70
16	Glenn Price	Duquesne	1-15-72
16	Glenn Price	St. Francis (N.Y.)	1-31-73
16	Glenn Price	Illinois Wesleyan	12-2-72
16	Carl Jackson	Ashland	12-19-72
16	Glenn Price	St. Francis (N.Y.)	1-31-73
16	Essie Hollis	Long Island	2-16-74

**REILLY CENTER RECORDS**

Points (Bona)	134, vs. Concordia, 11-24-90
Points (Opp.)	113 by Davidson (3 OT), 2-27-18
Total Points	243, (134-109) win vs. Concordia, 11-24-90
Bona Win Margin	70, (126-56) vs. Steubenville, 11-29-78
Win Margin vs. A-10 Opp	47 (88-41) vs. GW, 2-26-21
Points (Opp.)	43, D.J. Cooper, Ohio, 12-18-10
Rebounds (Opp.)	21, Rudy Hackett, Syracuse, 2-4-75

**BONA'S 100 POINT GAMES AT REILLY CENTER**

(65 TOTAL)

SCORE	VS. OPPONENT	SEASON
134-109	Concordia	1990-91
131-64	Belmont Abbey	1969-70
126-56	Steubenville	1978-79
122-76	St. Joseph's (Ind.)	1965-66
122-72	Baldwin-Wallace	1973-74
119-103	St. Francis (N.Y.)	1978-79
118-92	Thomas More	1973-74
117-113	Davidson (3 OT)	2017-18
116-76	CCNY	1976-77
115-56	St. Vincent	1959-60
114-75	Illinois Wesleyan	1964-65
114-80	Cleveland State	1975-76
113-100	Seton Hall	1961-62
113-86	Steubenville	1963-64
113-78	St. Francis (N.Y.)	1976-77
112-107	Ohio (4 OT)	2010-11
111-104	Tennessee A&I	1961-62
111-70	Detroit College	1968-69
111-83	Long Island	1977-78
109-45	John Carroll	1960-61
109-55	Western Ontario	1963-64
109-76	Illinois Wesleyan	1968-69
108-89	St. Francis (N.Y.)	1974-75
108-74	Howard	1977-78
108-95	La Salle	1977-78
107-60	NY University	1969-70
107-78	Assumption	1978-79
107-70	Fairmont State	1985-86
107-71	Elmira	1994-95
106-71	St. John's	1959-60
106-88	Morehead State	1960-61
106-54	Detroit College	1969-70
106-82	St. Francis (Pa.)	1976-77
105-80	Fairfield	1968-69
105-77	Valparaiso	1959-60
105-79	Detroit College	1965-66
105-85	Gannon	1967-68
105-65	St. Francis (N.Y.)	1970-71
105-92	Clarion State	1979-80
105-97	Central CT	1990-91
104-83	Charlotte	2012-13
104-70	Ithaca	1954-55
104-87	Tennessee A&I	1960-61
104-68	Niagara	1969-70
104-73	Detroit College	1970-71
104-77	Xavier	1970-71
104-80	Massachusetts	1980-81
104-84	Creighton	1970-71
103-71	Gannon	1960-61
103-69	Boston College	1960-61
103-73	Kentucky Wesleyan	1964-65
103-55	Quincy	1967-68
103-74	Detroit	1967-68
103-83	Seton Hall	1969-70
103-57	St. Francis (N.Y.)	1972-73
103-75	Jacksonville	1977-78
103-58	East Stroudsburg	1986-87
102-93	Boston College	1967-68
102-85	Niagara	1982-83
102-89	Iona	2013-14
101-106	Canisius (OT)	2016-17
101-104	Ohio	2002-03
101-72	Niagara	1967-68
101-82	DePaul	1975-76
101-81	Hofstra	1978-79
101-106	Detroit	1978-79
100-97	at Duquesne (OT)	2014-15
100-67	Baldwin Wallace	1965-66
100-64	Quincy	1966-67
100-69	Baldwin Wallace	1971-72

# Year-By-Year Leaders



## POINTS

YEAR	NAME	GM	POINTS	AVG.
1949-50	Ken Murray	21	310	14.8
1950-51	Bob Sassone	25	315	12.6
1951-52	Bob Sassone	27	353	13.1
1952-53	Bill Kenville	22	419	19.0
1953-54	Mal Duffy	21	445	21.2
1954-55	Mal Duffy	23	507	22.0
1955-56	Brendan McCann	23	376	16.3
1956-57	Larry Weise	24	324	13.5
1957-58	Ken Fairfield	26	385	14.8
1958-59	Tom Stith	22	403	18.3
1959-60	Tom Stith	26	819	31.5
1960-61	Tom Stith	28	830	29.6
1961-62	Miles Aiken	20	472	23.6
1962-63	Fred Crawford	25	493	19.7
1963-64	Fred Crawford	24	403	17.5
1964-65	George Carter	23	403	17.5
1965-66	George Carter	23	469	20.4
1966-67	Bill Butler	22	484	22.0
1967-68	Bob Lanier	25	656	26.2
1968-69	Bob Lanier	24	654	27.3
1969-70	Bob Lanier	26	757	29.1
1970-71	Greg Gary	27	486	18.0
1971-72	Glenn Price	24	499	20.8
1972-73	Glenn Price	26	599	23.0
1973-74	Glenn Price	26	521	20.0
1974-75	Bob Rozyzcko	27	501	18.6
1975-76	Greg Sanders	27	508	18.8
1976-77	Essie Hollis	29	631	21.8
1977-78	Greg Sanders	29	642	22.1
1978-79	Earl Belcher	28	603	21.5
1979-80	Earl Belcher	24	646	26.9
1980-81	Earl Belcher	26	637	24.5
1981-82	Mark Jones	28	505	18.0
1982-83	Mark Jones	30	491	16.4
1983-84	Barry Mungar	31	445	14.4
1984-85	Rob Samuels	29	400	13.8
1985-86	Barry Mungar	28	480	17.1
1986-87	Rocky Llewellyn	28	401	14.3
1987-88	Richard McCormick	28	386	13.8
1988-89	Rocky Llewellyn	28	565	20.2
1989-90	Michael Burnett	28	408	14.6
1990-91	Jason Brower	27	452	16.7
1991-92	Harry Moore	28	440	15.7
1992-93	Harry Moore	27	512	19.0
1993-94	Harry Moore	25	513	20.5
1994-95	David Vanterpool	31	542	17.5
1995-96	Rashaan Palmer	27	436	16.1
1996-97	Rashaan Palmer	28	472	16.9
1997-98	Rashaan Palmer	31	542	17.5
1998-99	Tim Winn	23	298	13.0
1999-00	Tim Winn	31	421	13.6
2000-01	Kevin Houston	30	586	19.5
2001-02	J.R. Bremer	30	738	24.6
2002-03	Marques Green	27	574	21.3
2003-04	Marques Green	27	525	19.4
2004-05	Ahmad Smith	28	397	14.2
2005-06	Ahmad Smith	27	430	15.9
2006-07	Michael Lee	29	372	12.8
2007-08	Michael Lee	30	525	17.5
2008-09	Jonathan Hall	30	388	12.9
2009-10	Andrew Nicholson	30	491	16.4
2010-11	Andrew Nicholson	31	645	20.8
2011-12	Andrew Nicholson	32	591	18.5
2012-13	Demitrius Conger	29	414	14.3
2013-14	Matthew Wright	32	520	16.3
2014-15	Marcus Posley	31	517	16.7
2015-16	Marcus Posley	31	609	19.6
2016-17	Jaylen Adams	32	619	20.6
2017-18	Jaylen Adams	28	535	19.1
2018-19	Kyle Lofton	34	290	14.4
2019-20	Kyle Lofton	31	438	14.1
2020-21	Kyle Lofton	21	302	14.4

## FREE THROW PERCENTAGE

YEAR	NAME	MADE/ATT.	PCT.
1949-50	Sam Urzetta	56-61	.918
1950-51	Bob Sassone	126-171	.737
1951-52	Don Solinsky	82-106	.774
1952-53	Mike Bednar	71-103	.689
1953-54	Mal Duffy	159-222	.716
1954-55	Mal Duffy	183-255	.718
1955-56	Ernie Rokose	116-153	.758
1956-57	John Connors	69-81	.852
1957-58	Ken Fairfield	97-126	.770
1958-59	Sam Stith	63-78	.808
1959-60	Sam Stith	88-119	.739
1960-61	Tom Stith	176-265	.664
1961-62	Bob McCully	76-117	.650
1962-63	Mike Rooney	51-78	.654
1963-64	Fred Crawford	131-186	.704
1964-65	John Riley	57-78	.731
1965-66	Bill Butler	77-105	.733
1966-67	Bill Butler	124-157	.790
1967-68	Bill Butler	97-120	.808
1968-69	Jim Satalin	55-70	.786
1969-70	Bob Lanier	141-194	.727
1970-71	Greg Gary	118-172	.686
1971-72	Carl Jackson	98-121	.810
1972-73	Glenn Price	79-112	.705
1973-74	Glenn Price	83-122	.680
1974-75	Bob Rozyzcko	89-138	.645
1975-76	Bob Rozyzcko	74-96	.771
1976-77	Essie Hollis	11-152	.770
1977-78	Glenn Hagan	91-111	.820
1978-79	Earl Belcher	101-123	.821
1979-80	Mark Jones	84-95	.884
1980-81	Earl Belcher	149-175	.851
1981-82	Mark Jones	119-142	.838
1982-83	Mike Sheehy	73-95	.768
1983-84	Alvin Lott	76-100	.760
1984-85	Alvin Lott	68-90	.756
1985-86	Barry Mungar	122-162	.753
1986-87	Rocky Llewellyn	92-121	.760
1987-88	Rich McCormick	92-110	.836
1988-89	Rocky Llewellyn	117-157	.754
1989-90	Kenrick Hamilton	79-98	.806
1990-91	Jason Brower	106-136	.779
1991-92	Jeff Quackenbush	48-57	.842
1992-93	Nii Nelson-Richards	75-91	.824
1993-94	Jeff Quackenbush	56-79	.709
1994-95	David Vanterpool	137-182	.753
1995-96	James Singleton	39-53	.736
1996-97	Tim Winn	45-61	.738
1997-98	James Singleton	58-78	.744
1998-99	Tim Winn	63-76	.829
1999-00	Tim Winn	92-118	.780
2000-01	Kevin Houston	139-171	.813
2001-02	Marques Green	109-127	.858
2002-03	Marques Green	116-132	.879
2003-04	Maurice Young	53-68	.779
2004-05	Wade Dunston	99-122	.811
2005-06	Michael Lee	50-67	.746
2006-07	Zarryon Fereti	64-74	.865
2007-08*	Tyler Relph	75-80	.938
2008-09	Chris Matthews	42-51	.824
2009-10	Andrew Nicholson	95-125	.760
2010-11	Michael Davenport	56-74	.757
2011-12	Chris Johnson	57-65	.877
2012-13	Demitrius Conger	120-138	.870
2013-14	Matthew Wright	124-144	.861
2014-15	J. Adams/M. Posley	65-83/101-129	.783
2015-16	Jaylen Adams	153-175	.872
2016-17	Matt Mobley	155-180	.861
2017-18	Matt Mobley	137-159	.862
2018-19	Kyle Lofton	98-117	.838
2019-20	Kyle Lofton	83-103	.806
2020-21	Kyle Lofton	78-96	.813

## FIELD GOAL PERCENTAGE

YEAR	NAME	MADE/ATT.	PCT.
1949-50	Ken Murray	122-350	.349
1950-51	Bill Kenville	69-199	.347
1951-52	Leo Corkery	116-291	.399
1952-53	Mal Duffy	143-378	.378
1953-54	Mal Duffy	162-406	.399
1954-55	Jim Crough	113-277	.408
1955-56	Larry Weise	124-262	.473
1956-57	Larry Weise	111-234	.474
1957-58	Tom Stith	162-295	.549
1958-59	Tom Stith	318-614	.518
1959-60	Tom Stith	327-622	.528
1960-61	Bob McCully	130-235	.553
1961-62	Fred Crawford	199-440	.452
1962-63	Miles Aiken	63-124	.508
1963-64	John Riley	86-183	.470
1964-65	Bill Butler	165-334	.494
1965-66	Bill Butler	180-359	.501
1967-68	Bob Lanier	272-466	.584
1968-69	Bob Lanier	270-460	.587
1969-70	Bob Lanier	308-549	.561
1970-71	Paul Hoffman	161-311	.517
1971-72	Glenn Price	202-350	.577
1972-73	Glenn Price	240-442	.543
1973-74	Bob Rozyzcko	128-264	.485
1974-75	Greg Sanders	211-407	.518
1975-76	Greg Sanders	221-395	.559
1976-77	Greg Sanders	252-431	.585
1977-78	Delmar Harrod	147-258	.570
1978-79	Delmar Harrod	206-350	.589
1979-80	Delmar Harrod	169-324	.522
1980-81	Eric Stover	108-216	.500
1981-82	Eric Stover	90-170	.529
1982-83	Eric Stover	103-188	.548
1983-84	Barry Mungar	176-328	.537
1984-85	Barry Mungar	130-235	.553
1985-86	Barry Mungar	179-362	.494
1986-87	Rocky Llewellyn	153-308	.497
1988-88	Sam Graham	114-199	.573
1988-89	Rocky Llewellyn	221-430	.514
1989-90	Kenrick Hamilton	94-195	.482
1990-91	Dan Putney	56-112	.500
1991-92	Kenrick Hamilton	92-193	.477
1992-93	Harry Moore	190-395	.481
1993-94	Jeff Quackenbush	56-79	.434
1994-95	Jerome Spellman	47-86	.547
1995-96	Jerome Spellman	70-143	.490
1996-97	Caswell Cyrus	42-76	.553
1997-98	Caswell Cyrus	123-246	.500
1998-99	Peter Van Paassen	78-159	.491
1999-00	Peter Van Paassen	113-214	.528
2000-01	Peter Van Paassen	343-687	.500
2001-02	Robert Checks	51-82	.622
2002-03	Mike Gansey	133-288	.462
2003-04	Yankuba Camara	36-73	.493
2004-05	Brian Gibbs	50-90	.556
2005-06	Paul Williams	100-191	.524
2006-07	Paul Williams	105-190	.553
2007-08	D'Lancy Carter	83-168	.494
2008-09	Andrew Nicholson	154-256	.602
2010-11	Andrew Nicholson	237-415	.571
2011-12	Andrew Nicholson	220-385	.571
2012-13	Marquise Simmons	69-129	.535
2013-14	Marquise Simmons	110-185	.595
2014-15	Dion Wright	174-323	.542
2015-16	Dion Wright	199-246	.467
2016-17	Denzel Gregg	156-315	.495
2017-18	Amadi Ikpeze	62-125	.496
2018-19	Osun Osunniyi	105-184	.571
2019-20	Osun Osunniyi	112-182	.615
2020-21	Osun Osunniyi	89-156	.571

### REBOUNDING

YEAR	NAME	GAMES	REBS.	AVG.
1951-52	Bill Kenville	27	309	11.4
1952-53	N/A			
1953-54	Gerry Schlee	28	202	7.2
1954-55	Carl Saglimben	23	220	9.6
1955-56	Gerry Schlee	23	278	12.1
1956-57	John Connors	24	190	7.9
1957-58	John Connors	26	270	10.4
1958-59	Tom Stith	22	224	10.2
1959-60	Tom Stith	26	276	10.6
1960-61	Fred Crawford	28	281	10.0
1961-62	Miles Aiken	20	221	11.0
1962-63	Fred Crawford	25	220	8.8
1963-64	Fred Crawford	24	288	12.0
1964-65	George Carter	23	259	11.3
1965-66	George Carter	23	285	12.4
1966-67	George Carter	22	305	13.8
1967-68	Bob Lanier	25	390	15.6
1968-69	Bob Lanier	24	374	15.5
1969-70	Bob Lanier	26	416	16.0
1970-71	Greg Gary	27	255	9.4
1971-72	Glenn Price	25	253	10.5
1972-73	Glenn Price	26	295	11.3
1973-74	Glenn Price	26	374	14.4
1974-75	Bob Rozycko	27	254	9.4
1975-76	Essie Hollis	27	255	9.4
1976-77	Essie Hollis	29	292	10.1
1977-78	Tim Waterman	25	250	10.0
1978-79	Tim Waterman	28	314	11.2
1979-80	Delmar Harrod	27	246	9.1
1980-81	Eric Stover	27	218	8.1
1981-82	Rob Garbade	28	185	6.6
1982-83	Eric Stover	30	175	5.8
1983-84	Barry Mungar	31	202	6.5
1984-85	Barry Mungar	26	151	5.8
1985-86	Barry Mungar	28	223	7.9
1986-87	Rocky Llewellyn	28	201	7.2
1987-88	Patrick Allen	27	169	6.3
1988-89	Rocky Llewellyn	28	194	6.9
1989-90	Michael Burnett	28	138	4.9
1990-91	Jason Brower	27	180	6.7
1991-92	Harry Moore	28	167	6.0
1992-93	Harry Moore	27	220	8.2
1993-94	Harry Moore	25	221	8.8
1994-95	Jeff Quackenbush	31	185	6.0
1995-96	R. Blackwell, Jr.	23	142	6.2
1996-97	Terrence Durham	27	158	5.9
1997-98	Terrence Durham	32	211	6.6
1998-99	Caswell Cyrus	28	193	6.9
1999-00	Peter Van Paassen	31	220	7.1
2000-01	Kevin Houston	30	208	6.9
2001-02	Patricio Prato	30	149	5.0
2002-03	Mike Gansey	27	136	5.0
2003-04	Ahmad Smith	27	158	5.9
2004-05	Ahmad Smith	28	174	6.2
2005-06	Paul Williams	27	193	7.1
2006-07	Paul Williams	29	210	7.2
2007-08	Michael Lee	30	240	8.0
2008-09	Jonathan Hall	30	190	6.3
2009-10	Andrew Nicholson	30	213	7.1
2010-11	Andrew Nicholson	31	225	7.3
2011-12	Andrew Nicholson	32	269	8.4
2012-13	Demitrius Conger	29	206	7.1
2013-14	Youssou Ndoye	33	188	5.7
2014-15	Youssou Ndoye	30	302	10.1
2015-16	Dion Wright	31	282	9.1
2016-17	Denzel Gregg	32	246	7.7
2017-18	LaDarien Griffin	33	209	6.3
2018-19	Osun Osunniyi	34	258	7.6
2019-20	Osun Osunniyi	24	201	8.4
2020-21	Osun Osunniyi	21	198	9.4

### ASSISTS

YEAR	NAME	GAMES	AST.	AVG.
1974-75	Jim Baron	25	76	3.0
1975-76	Glenn Hagan	27	127	4.7
1976-77	Jim Baron	29	113	3.9
1977-78	Glenn Hagan	28	179	6.4
1978-79	Jim Elenz	28	173	6.2
1979-80	Jim Elenz	27	103	3.8
1980-81	Mark Jones	27	99	3.7
1981-82	Norman Clarke	28	118	4.2
1982-83	Mark Jones	30	126	4.2
1983-84	Alvin Lott	31	136	4.4
1984-85	Alvin Lott	28	132	4.7
1985-86	Elmer Anderson	28	154	5.5
1986-87	Rich McCormick	27	106	3.9
1987-88	Rich McCormick	28	157	5.6
1988-89	Rob Lanier	28	148	5.3
1989-90	Rob Lanier	28	102	3.6
1990-91	Quinn Smith	23	97	4.2
1991-92	David Vanterpool	27	96	3.6
1992-93	David Vanterpool	27	116	4.3
1993-94	Shandue McNeill	27	143	5.3
1994-95	Shandue McNeill	31	172	5.6
1995-96	Shandue McNeill	28	142	5.1
1996-97	Shandue McNeill	28	159	5.7
1997-98	Tim Winn	26	107	4.1
1998-99	Tim Winn	23	130	5.7
1999-00	Tim Winn	31	132	4.2
2000-01	J.R. Bremer	30	126	4.2
2001-02	Marques Green	30	179	5.9
2002-03	Marques Green	27	216	8.0
2003-04	Marques Green	27	140	5.2
2004-05	Ahmad Smith	28	98	3.4
2005-06	Ahmad Smith	27	80	2.9
2006-07	Terron Diggs	29	76	2.6
2007-08	Tyler Relph	29	112	3.9
2008-09	Jonathan Hall	30	95	3.2
2009-10	Jonathan Hall	28	102	3.6
2010-11	Ogo Adegboye	31	123	3.9
2011-12	Matthew Wright	32	90	2.81
2012-13	Demitrius Conger	29	92	3.1
2013-14	Charlon Kloof	33	164	5.0
2014-15	Jaylen Adams	22	99	4.5
2015-16	Jaylen Adams	30	150	5.0
2016-17	Jaylen Adams	30	195	6.5
2017-18	Jaylen Adams	28	146	5.2
2018-19	Kyle Lofton	34	127	3.7
2019-20	Kyle Lofton	31	186	6.0
2020-21	Kyle Lofton	21	115	5.5

### BLOCKED SHOTS

YEAR	NAME	BLOCKS
1987-88	Sam Graham	12
1988-89	Sam Graham	14
1989-90	Dan Putney	39
1990-91	Dan Putney	13
1991-92	Harry Moore	19
1992-93	Harry Moore	14
1993-94	Harry Moore	12
1994-95	Jerome Spellman	54
1995-96	Jerome Spellman	49
1996-97	Caswell Cyrus	54
1997-98	Caswell Cyrus	99
1998-99	Caswell Cyrus	84
1999-00	Caswell Cyrus	52
2000-01	Peter Van Paassen	15
2001-02	Robert Checks	7
2002-03	Jamil Terrell	31
2003-04	Yankuba Camara	20
2004-05	Michael Lee	10
2005-06	Michael Lee	30
2006-07	Michael Lee/Paul Williams	21
2007-08	D'Lancy Carter	24
2008-09	Andrew Nicholson	81

2009-10	Andrew Nicholson	55
2010-11	Andrew Nicholson	45
2011-12	Andrew Nicholson	63
2012-13	Youssou Ndoye	41
2013-14	Youssou Ndoye	73
2014-15	Youssou Ndoye	78
2015-16	Denzel Gregg	43
2016-17	Denzel Gregg	55
2017-18	LaDarien Griffin	40
2018-19	Osun Osunniyi	92
2019-20	Osun Osunniyi	59
2020-21	Osun Osunniyi	60

### STEALS

YEAR	NAME	STEALS
1987-88	Rich McCormick	40
1988-89	Rob Lanier	47
1989-90	Michael Burnett/Rob Lanier	34
1990-91	Jason Brower	53
1991-92	David Vanderpool	53
1992-93	David Vanderpool	66
1993-94	David Vanderpool	53
1994-95	Shandue McNeill	90
1995-96	James Singleton	32
1996-97	Shandue McNeill	68
1997-98	James Singleton	61
1998-99	Tim Winn	81
1999-00	Tim Winn	103
2000-01	J.R. Bremer	48
2001-02	Marques Green	102
2002-03	Marques Green	71
2003-04	Marques Green	107
2004-05	Wade Dunston	28
2005-06	Ahmad Smith	30
2006-07	A.J. Hawkins	28
2007-08	Michael Lee	44
2008-09	Malcolm Eleby	42
2009-10	Jonathan Hall	41
2010-11	Michael Davenport	34
2011-12	Matthew Wright	30
2012-13	Eric Mosley	37
2013-14	Jordan Gathers/Charlon Kloof	40
2014-15	Marcus Posley	38
2015-16	Jaylen Adams	40
2016-17	Jaylen Adams	62
2017-18	Jaylen Adams	43
2018-19	Kyle Lofton	48
2019-20	Kyle Lofton	44
2020-21	Kyle Lofton	29

### MINUTES


YEAR	NAME	MINUTES	AVG.
1994-95	Shandue McNeill	1,089	35.1
1995-96	Shandue McNeill	1,073	38.3
1996-97	Shandue McNeill	987	35.2
1997-98	James Singleton	1,040	32.5
1998-99	Caswell Cyrus	947	33.8
1999-00	Tim Winn	1,112	35.8
2000-01	J.R. Bremer	1,035	34.5
2001-02	J.R. Bremer/Marques Green	1,040	38.0
2002-03	Marques Green	999	37.0
2003-04	Marques Green	1,063	39.4
2004-05	Ahmad Smith	36.5	36.3
2005-06	Ahmad Smith	962	35.6
2006-07	Michael Lee	887	30.6
2007-08	Michael Lee	1,088	36.3
2008-09	Jonathan Hall	1,063	35.4
2009-10	Chris Matthews	1,044	33.7
2010-11*	Ogo Adegboye	1,209	39.0
2011-12	Demitrius Conger	1,073	33.5
2012-13	Demitrius Conger	1,057	36.4
2013-14	Matthew Wright	1,117	34.9
2014-15	Marcus Posley	1,114	35.9
2015-16	Marcus Posley	1,154	37.2
2016-17	Matt Mobley	1,226	38.3
2017-18	Matt Mobley	1,277	37.6
2018-19	Kyle Lofton	1,273	37.4
2019-20*	Kyle Lofton	1,191	38.4
2020-21	Kyle Lofton	806	38.4

\*- National Leader

## NO. 1 GREG SANDERS • 2,238 POINTS

6-6 • F • WASHINGTON, D.C.

	GP	FG-FGA	FG%	FT-FTA	FT%	REB	AVG	PTS	AVG
74-75	27	211-407	.518	51-79	.645	161	6.0	473	17.5
75-76	27	221-395	.559	66-90	.733	135	5.0	508	18.8
76-77	29	252-431	.585	111-151	.735	172	5.9	615	21.2
77-78	29	260-522	.498	122-156	.782	169	5.8	642	22.1
CAREER	112	944-1755	.538	350-476	.735	637	5.7	2238	20.0



Greg Sanders

## NO. 2 ANDREW NICHOLSON • 2,103 POINTS

6-9 • F • MISSISSAUGA, ONTARIO.

	GP	FG-FGA	FG%	FT-FTA	FT%	REB	AVG	PTS	AVG
08-09	30	154-256	.602	68-111	.613	180	6.0	376	12.5
09-10	30	198-351	.564	95-125	.760	213	7.1	491	16.4
10-11	31	237-415	.571	165-232	.711	225	7.3	645	20.8
11-12	32	220-385	.571	128-165	.776	269	8.4	591	18.5
CAREER	123	809-1407	.575	456-633	.720	887	7.2	2,103	17.1

## NO. 3 EARL BELCHER • 2,077 POINTS


6-6 • F • SYRACUSE, N.Y.

	GP	FG-FGA	FG%	FT-FTA	FT%	REB	AVG	PTS	AVG
77-78	26	76-164	.463	39-58	.672	102	3.9	191	7.3
78-79	28	251-465	.540	101-123	.821	185	6.6	603	21.5
79-80	24	241-501	.481	164-189	.868	175	7.3	646	26.9
80-81	26	244-509	.479	149-175	.851	188	7.2	637	24.5
CAREER	104	812-1639	.495	453-545	.831	650	6.3	2,077	20.0

## NO. 4 BOB LANIER • 2,067 POINTS

6-11 • C • BUFFALO, N.Y.

	GP	FG-FGA	FG%	FT-FTA	FT%	REB	AVG	PTS	AVG
67-68	25	272-466	.584	112-175	.640	390	15.6	656	26.2
68-69	24	270-460	.587	114-181	.630	374	15.5	654	27.3
69-70	26	308-549	.561	141-194	.726	416	16.0	757	29.1
CAREER	75	850-1475	.576	367-550	.667	1180	15.7	2,067	27.6



Bob Lanier

## NO. 5 TOM STITH • 2,052 POINTS

6-5 • F • BROOKLYN, N.Y.

	GP	FG-FGA	FG%	FT-FTA	FT%	REB	AVG	PTS	AVG
58-59	22	162-295	.549	79-129	.612	224	10.2	403	18.3
59-60	26	318-614	.518	183-261	.701	276	10.6	819	31.5
60-61	28	327-622	.523	176-265	.664	191	6.8	830	29.6
CAREER	76	807-1531	.527	438-655	.669	691	9.1	2,052	27.0

## NO. 6 JAYLEN ADAMS • 1,912 POINTS


6-2 • G • BALTIMORE, MD.

	GP	FG-FGA	FG%	FT-FTA	FT%	REB	AVG	PTS	AVG
14-15	22	61-158	.386	65-83	.783	55	2.5	221	10.0
15-16	30	150-337	.445	153-175	.874	110	3.7	537	17.9
16-17	30	168-401	.419	206-251	.821	112	3.7	619	20.6
17-18	28	153-350	.437	154-181	.851	95	3.4	535	19.1
CAREER	110	532-1246	.427	578-690	.838	372	3.4	1912	17.4

**NO. 7 ESSIE HOLLIS • 1,798 POINTS**

6-6 • F • ERIE, PA.

	GP	FG-FGA	FG%	FT-FTA	FT%	REB	AVG	PTS	AVG
73-74	26	195-424	.460	37-60	.617	209	8.0	427	16.4
74-75	27	168-388	.433	41-58	.707	221	8.2	377	14.0
75-76	25	196-372	.527	55-74	.743	248	9.9	447	17.9
76-77	25	222-410	.541	103-133	.774	261	10.4	547	21.9
CAREER	103	781-1594	.490	236-325	.726	939	9.2	1,798	17.5



*Essie Hollis*

**NO. 8 FRED CRAWFORD • 1,738 POINTS**

6-4 • F • NEW YORK, N.Y.

	GP	FG-FGA	FG%	FT-FTA	FT%	REB	AVG	PTS	AVG
60-61	28	267-551	.485	80-138	.580	281	10.0	614	21.9
62-63	25	199-440	.452	91-150	.607	220	8.8	493	19.7
63-64	24	250-522	.479	131-186	.704	288	12.0	631	26.3
CAREER	77	716-1513	.473	302-474	.637	789	10.2	1738	22.6

**NO. 9 MARQUES GREEN • 1,734 POINTS**

5-7 • G • NORRISTOWN, PA.

	GP	FG-FGA	FG%	FT-FTA	FT%	REB	AVG	PTS	AVG
00-01	28	54-122	.443	45-56	.804	44	1.6	173	6.2
01-02	30	142-343	.414	109-127	.858	95	3.2	462	15.4
02-03	27	182-461	.395	116-132	.879	99	3.7	574	21.3
03-04	27	172-468	.368	83-108	.769	90	3.3	525	19.4
CAREER	112	550-1394	.395	353-423	.835	328	2.9	1734	15.5

**NO. 10 J.R. BREMER • 1,732 POINTS**

6-2 • G • CLEVELAND, OHIO

	GP	FG-FGA	FG%	FT-FTA	FT%	REB	AVG	PTS	AVG
98-99	29	88-257	.342	67-89	.753	102	3.5	271	9.3
99-00	23	75-173	.434	41-67	.612	69	3.0	224	9.7
00-01	30	157-376	.418	111-151	.735	116	3.9	499	16.6
01-02	30	231-560	.413	188-234	.803	140	4.6	738	24.6
CAREER	112	551-1366	.403	407-541	.752	427	3.8	1732	15.5

**NO. 11 MARK JONES • 1,704 POINTS**


6-2 • G • ROCHESTER, N.Y.

	GP	FG-FGA	FG%	FT-FTA	FT%	REB	AVG	PTS	AVG
79-80	27	115-230	.500	84-95	.884	74	2.7	308	11.4
80-81	27	167-340	.491	66-83	.795	100	3.7	400	14.8
81-82	28	193-410	.471	119-142	.838	96	3.4	505	18.0
82-83	30	177-337	.525	133-178	.747	92	3.1	491	16.4
CAREER	112	652-1317	.495	402-498	.807	362	3.2	1704	15.2

**NO. 12 RASHAAN PALMER • 1,657 POINTS**

6-5 • F • NEWARK, N.J.

	GP	FG-FGA	FG%	FT-FTA	FT%	REB	AVG	PTS	AVG
94-95	30	75-140	.536	57-84	.679	103	3.4	207	6.9
95-96	27	154-331	.465	123-186	.661	145	5.4	436	16.1
96-97	28	159-349	.456	135-203	.665	156	5.6	472	16.9
97-98	31	198-419	.473	139-212	.656	158	5.1	542	17.5
CAREER	116	586-1239	.473	454-685	.657	562	4.8	1657	14.3



*Fred Crawford*

**NO. 13 GLENN PRICE • 1,657 POINTS**  
6-9 • F • WASHINGTON, D.C.

	GP	FG-FGA	FG%	FT-FTA	FT%	REB	AVG	PTS	AVG
71-72	24	202-350	.577	95-144	.660	253	10.6	499	20.8
72-73	26	240-442	.543	79-122	.648	295	11.3	559	21.5
73-74	26	249-460	.541	83-122	.680	374	14.4	521	20.0
CAREER	76	691-1252	.551	257-378	.680	922	12.1	1579	20.8

**NO. 14 ROCKY LLEWELLYN • 1,572 POINTS**  
6-6 • F • TORONTO, ONTARIO

	GP	FG-FGA	FG%	FT-FTA	FT%	REB	AVG	PTS	AVG
85-86	28	101-207	.488	60-98	.612	117	4.2	262	9.4
86-87	28	153-308	.498	92-121	.760	201	7.2	401	14.3
87-88	28	140-303	.462	64-103	.621	105	3.8	344	12.3
88-89	28	221-430	.514	117-157	.745	194	6.9	565	20.2
CAREER	112	615-1248	.492	333-479	.695	617	5.5	1572	14.0

**NO. 15 DAVID VANTERPOOL • 1,474 POINTS**  
6-5 • G • SILVER SPRING, MD.

	GP	FG-FGA	FG%	FT-FTA	FT%	REB	AVG	PTS	AVG
91-92	27	74-176	.420	82-114	.719	133	4.9	239	8.9
92-93	27	111-253	.439	115-156	.737	159	5.9	358	13.3
93-94	27	108-271	.399	96-137	.701	169	6.3	335	12.4
94-95	31	176-396	.444	137-182	.753	169	5.5	542	17.5
CAREER	112	469-1096	.428	430-589	.730	630	5.6	1474	13.2

**NO. 16 HARRY MOORE • 1,465 POINTS**  
6-8 • C • PHILADELPHIA, PA.

	GP	FG-FGA	FG%	FT-FTA	FT%	REB	AVG	PTS	AVG
91-92	28	149-326	.457	138-213	.648	167	6.0	440	15.7
92-93	27	190-395	.481	130-210	.619	220	8.2	512	19.0
93-94	25	164-390	.421	153-219	.699	221	8.8	513	20.5
CAREER	80	503-1111	.453	421-642	.656	608	7.6	1465	18.3

**NO. 17 BILL BUTLER • 1,462 POINTS**  
6-3 • F • WASHINGTON, D.C.


	GP	FG-FGA	FG%	FT-FTA	FT%	REB	AVG	PTS	AVG
65-66	23	165-334	.494	77-105	.733	186	8.1	407	17.7
66-67	22	180-359	.501	124-157	.790	235	10.7	484	22.0
67-68	25	237-438	.541	97-120	.808	229	9.2	571	22.8
CAREER	70	582-1131	.515	298-382	.780	650	9.3	1462	20.9

**NO. 18 MICHAEL LEE • 1,427 POINTS**  
6-9 • F • WEST PALM BEACH, FLA.

	GP	FG-FGA	FG%	FT-FTA	FT%	REB	AVG	PTS	AVG
2004-05	28	78-172	.453	25-48	.521	90	3.2	186	6.6
2005-06	27	144-299	.482	50-67	.746	175	6.5	344	12.7
2006-07	29	136-306	.444	93-136	.684	179	6.2	372	12.8
2007-08	30	193-397	.486	107-152	.704	240	8.0	525	17.5
CAREER	114	551-1174	.468	275-403	.682	684	6.0	1427	12.5



*David Vanterpool*



*Bill Butler*



Tim Winn

**NO. 19 TIM WINN • 1,407 POINTS**  
5-10 • G • NIAGARA FALLS, N.Y.

	GP	FG-FGA	FG%	FT-FTA	FT%	REB	AVG	PTS	AVG
96-97	28	129-333	.387	45-61	.738	87	3.1	372	13.3
97-98	26	106-300	.353	61-92	.663	86	3.3	316	12.2
98-99	23	105-279	.376	63-76	.829	100	4.3	298	13.0
99-00	31	137-353	.388	92-118	.780	117	3.8	421	13.6
CAREER	108	477-1265	.377	261-347	.752	390	3.6	1407	13.0

**NO. 20 GLENN HAGAN • 1,396 POINTS**  
6-0 • G • ROCHESTER, N.Y.

	GP	FG-FGA	FG%	FT-FTA	FT%	REB	AVG	PTS	AVG
74-75	20	69-159	.434	36-47	.766	46	2.3	174	8.7
75-76	27	152-318	.478	68-104	.654	107	4.0	372	13.8
76-77	29	164-333	.492	71-100	.710	91	3.1	399	13.8
77-78	28	180-378	.476	91-111	.820	107	3.8	451	16.1
CAREER	104	565-1188	.476	266-362	.735	351	3.4	1396	13.4

**NO. 21 DELMAR HARROD • 1,378 POINTS**  
6-8 • F • BALTIMORE, MD.

	GP	FG-FGA	FG%	FT-FTA	FT%	REB	AVG	PTS	AVG
76-77	23	50-101	.495	22-47	.468	112	3.9	122	5.3
77-78	29	147-258	.570	54-69	.781	189	6.5	348	12.0
78-79	28	206-350	.589	97-119	.815	192	6.9	509	18.2
79-80	27	169-324	.522	61-82	.744	246	9.1	399	14.8
CAREER	107	572-1033	.554	234-317	.738	739	6.5	1378	12.9

**NO. 22 BARRY MUNGAR • 1,361 POINTS**  
6-8 • F • DUNDAS, ONTARIO


	GP	FG-FGA	FG%	FT-FTA	FT%	REB	AVG	PTS	AVG
82-83	27	45-110	.409	26-34	.765	75	2.8	116	4.3
83-84	31	176-328	.537	93-126	.738	202	6.5	445	14.4
84-85	26	130-235	.553	60-89	.674	151	5.8	320	12.3
85-86	28	179-362	.494	122-162	.753	223	7.9	480	17.1
CAREER	112	530-1035	.512	301-411	.732	651	5.8	1,361	12.2

**NO. 23 GEORGE CARTER • 1,322 POINTS**  
6-5 • F • SILVER CREEK, N.Y.

	GP	FG-FGA	FG%	FT-FTA	FT%	REB	AVG	PTS	AVG
64-65	23	158-371	.426	87-136	.640	259	11.3	403	17.5
65-66	23	182-394	.462	105-150	.700	285	12.4	469	20.4
66-67	22	171-382	.448	108-146	.740	305	13.8	450	20.4
CAREER	68	511-1147	.446	300-432	.679	849	12.5	1,322	19.4

**NO. 24 NII NELSON-RICHARDS • 1,298 POINTS**  
6-3 • G • OLNEY, MD.

	GP	FG-FGA	FG%	FT-FTA	FT%	REB	AVG	PTS	AVG
91-92	28	103-276	.373	56-81	.691	86	3.1	297	10.6
92-93	27	118-276	.428	75-91	.824	89	3.3	358	13.3
93-94	27	76-230	.330	36-54	.667	95	3.5	221	8.2
94-95	31	147-375	.392	62-105	.591	156	5.0	422	13.6
CAREER	113	444-1157	.384	229-331	.692	426	3.8	1,298	11.5



Barry Mungar

**NO. 25 BOB ROZYCZKO • 1,283 POINTS**

6-7 • F • SYRACUSE, N.Y.

	GP	FG-FGA	FG%	FT-FTA	FT%	REB	AVG	PTS	AVG
72-73	5	6-14	.429	1-1	1.000	11	2.1	13	2.6
73-74	26	128-264	.485	51-64	.797	144	5.5	307	11.8
74-75	27	206-457	.451	89-138	.645	254	9.4	501	18.6
75-76	27	194-404	.480	74-96	.771	186	6.9	462	17.1
CAREER	85	534-1139	.469	215-299	.719	595	7.0	1,283	15.1

**NO. 26 DION WRIGHT • 1,263 POINTS**

6-7 • F • CARSON, CALIF.

	GP	FG-FGA	FG%	FT-FTA	FT%	REB	AVG	PTS	AVG
12-13	13	15-31	.484	5-11	.455	25	1.9	36	2.8
13-14	33	120-240	.500	47-63	.746	159	4.8	288	8.7
14-15	31	175-323	.542	65-84	.774	217	7.0	420	13.5
15-16	31	199-246	.467	97-122	.795	282	9.1	519	16.7
CAREER	108	509-1020	.499	214-280	.764	683	6.3	1,263	11.7

**NO. 27 AHMAD SMITH • 1,261 POINTS**

6-5 • G • ALEXANDRIA, VA.

	GP	FG-FGA	FG%	FT-FTA	FT%	REB	AVG	PTS	AVG
02-03	26	62-148	.419	16-23	.696	61	2.3	155	6.0
03-04	27	112-275	.407	49-78	.628	158	5.9	279	10.3
04-05	28	146-356	.410	73-122	.598	174	6.2	397	14.2
05-06	27	164-371	.442	80-122	.656	152	5.6	430	15.9
CAREER	107	477-1132	.421	217-341	.636	536	5.0	1,261	11.8

**NO. 28 KYLE LOFTON • 1,230 POINTS**

6-3 • G • HILLSIDE, N.J.

	GP	FG-FGA	FG%	FT-FTA	FT%	REB	AVG	PTS	AVG
18-19	34	177-401	.441	98-117	.838	85	2.5	490	14.4
19-20	31	159-377	.422	83-103	.806	81	2.6	438	14.1
20-21	21	103-249	.414	78-96	.813	74	3.5	302	14.4
CAREER	86	439-1027	.427	259-316	.820	240	2.8	1,230	14.3

**NO. 29 MATT MOBLEY • 1,209 POINTS**

6-3 • G • WORCESTER, MASS.

	GP	FG-FGA	FG%	FT-FTA	FT%	REB	AVG	PTS	AVG
16-17	32	176-419	.420	155-180	.861	187	5.8	593	18.5
17-18	34	187-447	.418	137-159	.862	169	5.0	616	18.1
CAREER	66	363-866	.419	292-339	.861	356	5.4	1,209	18.3

**NO. 30 DEMITRIUS CONGER • 1,206 POINTS**

6-6 • F • BROOKLYN, N.Y.

	GP	FG-FGA	FG%	FT-FTA	FT%	REB	AVG	PTS	AVG
09-10	26	31-79	.392	28-43	.651	70	2.7	94	3.6
10-11	31	104-215	.484	66-99	.667	170	5.5	310	10
11-12	32	127-253	.502	106-132	.803	199	6.2	388	12.1
12-13	29	128-277	.462	120-138	.870	206	7.1	414	14.3
CAREER	109	390-824	.473	320-412	.777	645	5.5	1,206	10.2

**NO. 31 CARL JACKSON • 1,202 POINTS**

6-5 • F • VICKSBURG, MISS.

	GP	FG-FGA	FG%	FT-FTA	FT%	REB	AVG	PTS	AVG
70-71	27	144-300	.480	94-151	.623	209	7.7	382	14.1
71-72	20	127-253	.502	98-121	.809	173	8.7	352	17.6
72-73	25	202-439	.460	64-92	.681	219	8.8	468	18.7
CAREER	72	473-992	.477	256-364	.703	601	8.4	1,202	16.7

*Demetrius Conger**Ahmad Smith*

**NO. 32 MICHAEL BURNETT • 1,194 POINTS**  
6-4 • G/F • MEADVILLE, PA.

	GP	FG-FGA	FG%	FT-FTA	FT%	REB	AVG	PTS	AVG
87-88	26	70-137	.511	30-43	.698	64	2.5	171	6.6
88-89	28	135-273	.495	49-62	.790	115	4.1	351	12.5
89-90	28	148-312	.474	75-108	.694	138	4.9	408	14.6
90-91	18	101-248	.407	31-46	.674	94	5.2	264	14.7
CAREER	100	454-970	.468	185-259	.640	411	4.1	1,194	11.9

**NO. 33 MARCUS POSLEY • 1,126 POINTS**  
6-0 • G • ROCKFORD, ILL.

	GP	FG-FGA	FG%	FT-FTA	FT%	REB	AVG	PTS	AVG
14-15	31	170-445	.382	101-129	.783	91	2.9	517	16.7
15-16	31	197-471	.418	133-165	.806	106	3.4	609	19.6
CAREER	62	367-916	.401	234-294	.796	197	3.2	1,126	18.2

**NO. 34 CASWELL CYRUS • 1,121 POINTS**  
6-9 • C • TORONTO, ONTARIO

	GP	FG-FGA	FG%	FT-FTA	FT%	REB	AVG	PTS	AVG
96-97	24	42-76	.553	9-20	.450	88	3.7	93	3.9
97-98	32	123-246	.500	84-126	.667	200	6.3	330	10.3
98-99	28	140-291	.481	59-115	.513	193	6.9	339	12.1
99-00	30	144-289	.498	71-115	.617	199	6.6	359	12.0
CAREER	114	449-902	.497	223-376	.593	680	5.9	1,121	9.8

**NO. 35 SAM STITH • 1,112 POINTS**  
6-2 • G • BROOKLYN, N.Y.

	GP	FG-FGA	FG%	FT-FTA	FT%	REB	AVG	PTS	AVG
57-58	26	96-N/A	N/A	61-N/A	N/A	N/A	N/A	253	9.7
58-59	23	132-254	.520	63-78	.807	120	5.2	327	16.5
59-60	26	222-434	.512	88-119	.739	187	7.2	532	20.5
CAREER	75	450-N/A	N/A	212-N/A	N/A	N/A	N/A	1112	14.8

**NO. 36 ROB SAMUELS • 1,112 POINTS**  
6-5 • F • WINDSOR, ONTARIO

	GP	FG-FGA	FG%	FT-FTA	FT%	REB	AVG	PTS	AVG
81-82	28	93-208	.447	39-52	.750	143	5.1	225	8.0
82-83	30	89-195	.456	50-74	.675	120	4.0	229	7.6
83-84	30	84-173	.486	90-122	.738	119	3.9	258	8.6
84-85	29	163-323	.505	70-105	.667	145	5.0	400	13.8
CAREER	117	429-899	.477	249-353	.705	527	4.5	1112	9.5

**NO. 37 PATRICIO PRATO • 1,110 POINTS**  
6-5 • G • CORDOBA, ARGENTINA

	GP	FG-FGA	FG%	FT-FTA	FT%	REB	AVG	PTS	AVG
99-00	31	93-201	.463	50-68	.735	113	3.6	269	8.7
00-01	21	48-124	.387	14-23	.609	72	3.4	127	6.0
01-02	30	113-270	.419	77-99	.778	149	5.0	354	11.8
02-03	27	116-299	.388	87-108	.806	134	5.0	360	13.3
CAREER	109	370-894	.414	228-299	.760	462	4.2	1110	10.2

**NO. 38 PAUL HOFFMAN • 1,103 POINTS**  
6-3 • F/G • HAZELTON, PA.

	GP	FG-FGA	FG%	FT-FTA	FT%	REB	AVG	PTS	AVG
69-70	28	125-254	.492	57-90	.633	134	4.8	307	11.0
70-71	27	161-311	.518	94-142	.662	144	5.3	416	15.4
71-72	24	151-360	.419	78-118	.661	114	4.8	380	15.8
CAREER	79	437-925	.472	229-350	.654	392	5.0	1103	14.0



Marcus Posley



Patricio Prato

**NO. 39 NORMAN CLARKE • 1,097 POINTS**  
6-2 • G • TORONTO, ONTARIO

	GP	FG-FGA	FG%	FT-FTA	FT%	REB	AVG	PTS	AVG
80-81	27	84-207	.406	20-28	.714	80	3.0	188	7.0
81-82	28	102-227	.449	51-66	.772	92	3.3	255	9.1
82-83	30	132-242	.545	45-51	.882	100	3.3	314	10.5
83-84	31	134-271	.494	72-82	.878	94	3.1	340	11.0
CAREER	116	452-947	.477	188-227	.828	366	3.2	1097	9.5

**NO. 40 GARLAND MANCE • 1,096 POINTS**  
6-4 • F • DETROIT, MICH.

	GP	FG-FGA	FG%	FT-FTA	FT%	REB	AVG	PTS	AVG
90-91	25	103-261	.395	81-133	.609	113	4.5	298	11.9
91-92	22	73-191	.382	44-69	.638	63	2.9	198	9.0
92-93	27	113-278	.406	81-122	.664	134	5.0	333	12.3
93-94	27	94-268	.351	37-59	.627	112	4.2	267	9.9
CAREER	101	383-998	.384	243-383	.634	422	4.2	1096	10.9

**NO. 41 KEN MURRAY • 1,090 POINTS**  
6-3 • F • WEST ORANGE, N.J.

	GP	FG-FGA	FG%	FT-FTA	FT%	REB	AVG	PTS	AVG
46-47	21	89-N/A	N/A	36-N/A	N/A	N/A	N/A	214	10.2
47-48	22	84-N/A	N/A	47-N/A	N/A	N/A	N/A	215	9.8
48-49	26	140-N/A	N/A	71-N/A	N/A	N/A	N/A	351	13.5
49-50	21	122-350	.349	66-N/A	N/A	N/A	N/A	310	14.8
CAREER	90	435-N/A	N/A	220-N/A	N/A	N/A	N/A	1090	12.1

**NO. 42 KEN FAIRFIELD • 1,074 POINTS**  
6-3 • F/G • HINSDALE, N.Y.


	GP	FG-FGA	FG%	FT-FTA	FT%	REB	AVG	PTS	AVG
56-57	24	99-N/A	N/A	111-N/A	N/A	N/A	N/A	309	12.9
57-58	26	144-N/A	N/A	97-126	.770	N/A	N/A	385	14.8
58-59	23	138-301	.458	104-134	.776	119	5.2	380	16.5
CAREER	73	381-N/A	N/A	312-N/A	N/A	N/A	N/A	1074	14.7

**NO. 43 MATTHEW WRIGHT • 1,073 POINTS**  
6-4 • G • TORONTO, ONTARIO

	GP	FG-FGA	FG%	FT-FTA	FT%	REB	AVG	PTS	AVG
10-11	31	49-127	.386	22-26	.846	58	1.9	146	4.7
11-12	32	74-211	.351	28-36	.778	79	2.5	216	6.8
12-13	26	65-151	.430	39-48	.813	43	1.7	191	7.3
13-14	32	164-401	.409	124-144	.861	100	3.1	520	16.3
CAREER	121	352-890	.396	213-254	.839	280	2.3	1,073	8.9

**NO. 44 SHANDUE MCNEILL • 1,049 POINTS**  
5-7 • G • ROCKAWAY BEACH, N.Y.

	GP	FG-FGA	FG%	FT-FTA	FT%	REB	AVG	PTS	AVG
93-94	27	57-159	.358	43-65	.662	71	2.6	176	6.5
94-95	31	92-291	.316	74-102	.726	108	3.5	297	9.6
95-96	28	105-374	.281	66-97	.680	97	3.5	314	11.2
96-97	28	85-302	.281	62-87	.713	101	3.6	262	9.4
CAREER	114	339-1126	.301	245-351	.698	377	3.3	1049	9.2



Ken Murray



Matthew Wright

**NO. 45 MAL DUFFY • 1,029 POINTS**

6-0 • G • BROOKLYN, N.Y.

	GP	FG-FGA	FG%	FT-FTA	FT%	REB	AVG	PTS	AVG
52-53	8	28-N/A	N/A	27-N/A	N/A	N/A	N/A	77	9.6
53-54	21	143-378	.378	159-222	.716	N/A	N/A	445	21.2
54-55	23	162-406	.399	183-255	.717	N/A	N/A	507	22.0
CAREER	52	333-N/A	N/A	363-N/A	-	N/A	N/A	1029	19.8



*Kyle Lofton*



*Earl Belcher*

# Top 100 Career Scoring Leaders




PLAYER	YEARS	GAMES	POINTS	PPG.					
1. Greg Sanders	1974-78	112	2,238	20.0	53. Patrick Lottin	2001-06	115	949	8.3
2. Andrew Nicholson	2008-12	123	2,103	17.1	54. Nick Urzetta	1976-79	108	944	8.7
3. Earl Belcher	1977-81	104	2,077	20.0	55. Charlon Kloof	2011-14	94	940	10.0
4. Bob Lanier	1967-70	75	2,067	27.6	56. Bill Kenville	1951-53	73	908	12.4
5. Tom Stith	1958-61	76	2,052	27.0	57. Jason Brower	1990-93	84	894	10.6
6. Jaylen Adams	2014-18	110	1,912	19.1	58. Jeff Quackenbush	1992-95	113	887	7.8
7. Essie Hollis	1973-77	109	1,798	16.5	59. Miles Aiken	1962-65	43	875	20.3
8. Fred Crawford	1960-64	77	1,738	22.6	60. Jim Satalin	1966-69	71	874	12.3
9. Marques Green	2000-04	112	1,734	15.5	61. Rob Lanier	1987-90	112	868	7.8
10. J.R. Bremer	1998-02	112	1,732	15.5	62. Larry Weise	1956-58	67	862	12.9
11. Mark Jones	1979-83	112	1,704	15.2	63. Courtney Stockard	2017-19	59	840	14.2
12. Rashaan Palmer	1994-98	116	1,657	14.3	64. Kenrick Hamilton	1990-92	86	838	9.7
13. Glenn Price	1971-74	76	1,579	20.8	65. Bob Sassone	1951-53	74	829	11.2
14. Rocky Llewellyn	1985-89	112	1,572	14.0	66. Michael Davenport	2008-13	127	818	6.4
15. David Vanterpool	1991-95	112	1,474	13.2	67. Denzel Gregg	2013-17	114	816	7.2
16. Harry Moore	1991-94	80	1,465	18.3	68. Brendan McCann	1955-57	62	802	12.9
17. Bill Butler	1965-68	70	1,462	20.9	69. Mike Sheehy	1983-84	59	797	13.5
18. Michael Lee	2005-08	114	1,427	12.5	70. Bob Barnek	1963-65	64	796	12.4
19. Tim Winn	1996-00	108	1,407	13.1	Whitey Martin	1959-61	76	796	10.5
20. Glenn Hagan	1974-78	104	1,396	13.4	<b>72. Dominick Welch</b>	<b>2018-Pres.</b>	<b>77</b>	<b>793</b>	<b>10.3</b>
21. Delmar Harrod	1976-80	113	1,378	12.2	73. Sam Graham	1986-89	112	778	6.9
22. Barry Mungar	1982-86	112	1,361	12.2	74. Chris Matthews	2008-10	61	755	12.4
23. George Carter	1964-67	68	1,322	19.4	75. Tyler Relph	2005-08	76	754	9.9
23. Nii Nelson-Richards	1991-95	113	1,298	11.5	76. John Mahonchak	1962-64	69	751	10.9
24. Bob Rozyzcko	1972-76	85	1,283	15.1	77. Jonathan Hall	2008-10	58	747	12.9
26. Dion Wright	2012-16	108	1,263	11.7	78. Tim Waterman	1976-79	104	742	7.1
27. Ahmad Smith	2002-06	107	1,261	11.8	<b>79. Osun Osunniyi</b>	<b>2018-Pres.</b>	<b>79</b>	<b>793</b>	<b>9.4</b>
28. Matt Mobley	2016-18	66	1,209	18.3	80. Alvin Lott	1984-85	59	725	12.3
<b>29. Kyle Lofton</b>	<b>2018-Pres.</b>	<b>86</b>	<b>1,230</b>	<b>14.4</b>	81. Patrick Allen	1984-88	105	710	6.8
30. Demetrius Conger	2009-13	118	1,206	10.2	82. Paul Stappenbeck	1965-67	66	708	10.7
31. Carl Jackson	1970-73	72	1,202	16.7	83. Vidal Massiah	1998-02	115	703	6.1
32. Michael Burnett	1987-91	100	1,194	11.9	Zarryon Fereti	2007-08	54	703	13.0
33. Marcus Posley	2014-16	62	1,126	18.2	85. Don Newhook	1957-59	70	680	9.7
34. Caswell Cyrus	1996-00	114	1,121	9.8	86. Fred Diute	1949-51	70	666	9.5
35. Sam Stith	1957-60	75	1,112	14.8	87. Bill Kalbaugh	1968-70	77	659	8.6
Rob Samuels	1981-85	117	1,112	9.5	88. LaDarien Griffin	2015-19	97	629	6.5
37. Patricio Prato	1999-03	109	1,110	10.2	89. John Connors	1956-58	72	628	8.7
38. Paul Hoffman	1969-72	75	1,102	14.7	90. Roger Bauer	1964-66	70	627	9.0
39. Norman Clarke	1980-84	116	1,097	9.5	91. Mike Gansey	2001-03	57	624	10.9
40. Garland Mance	1990-94	101	1,096	10.9	92. Marquise Simmons	2009-14	114	617	5.4
41. Ken Murray	1947-50	90	1,090	12.1	93. Rich McCormick#	1987-88	55	610	11.1
42. Ken Fairfield	1956-59	73	1,074	14.7	94. Kenny McFarland	1994-97	79	605	7.7
43. Matthew Wright	2010-14	121	1,073	8.9	95. Gerry Schlee	1953-56	87	602	7.0
44. Shandue McNeill	1993-97	114	1,049	9.2	96. Eric Mosley	2011-13	61	595	8.9
45. Mal Duffy	1952-55	52	1,029	19.8	97. Idris Taqquee	2014-18	124	592	4.8
46. Matt Gantt	1970-72	73	992	13.6	98. Bob McCully	1960-62	63	589	9.3
47. Peter Van Paassen	1997-01	111	978	8.8	99. Kevin Houston	2000-01	30	586	19.5
48. Elmer Anderson	1984-87	108	976	9.0	100. Paul Williams	2005-07	56	584	10.4
49. David Messiah Capers	1995-00	126	972	7.7					
50. Youssou Ndoye	2011-15	123	971	7.9					
51. Greg Gary	1969-71	69	964	14.0					
52. Eric Stover	1980-83	109	963	8.8					

**NOTE:** Point totals do not include any points scored at other schools; the totals on this page are from St. Bonaventure only.

Player	Years	Games
1) Michael Davenport	2008-2012	127
2) David Messiah-Capers	1995-2000	126
3) Idris Taqee	2014-2018	124
4) Youssou Ndoeye	2011-2015	123
Andrew Nicholson	2008-2012	123
5) Matthew Wright	2010-2014	121
6) Amadi Ikpeze	2016-2020	120
7) Demetrius Conger	2009-2012	118
8) Rob Samuels	1981-1985	117
9) Rashaan Palmer	1994-1998	116
Norman Clarke	1980-1984	116
Da'Quan Cook	2008-2012	116
12) Nelson Kaputo	2015-2019	115
Patrick Lottin	2001-2006	115
Vidal Massiah	1998-2002	115
15) Denzel Gregg	2013-2017	114
Michael Lee	2005-2008	114
Caswell Cyrus	1996-2000	114
Shandue McNeill	1993-1997	114
Marquise Simmons	2009-2014	114
20) Delmar Harrod	1976-1980	113
Nii Nelson-Richards	1991-1995	113
Jeff Quackenbush	1992-1995	113
23) Greg Sanders	1974-1978	112
Marques Green	2000-2004	112
J.R. Bremer	1998-2002	112
Mark Jones	1979-1983	112
Sam Graham	1986-1989	112
Rocky Llewellyn	1985-1989	112
David Vanterpool	1991-1995	112
Barry Mungar	1982-1986	112
Rob Lanier	1987-1990	112
32) Peter Van Paassen	1997-2001	111
33) Jaylen Adams	2014-2018	110
Alfonza Jones	1978-1981	110
35) Essie Hollis	1973-1977	109
Eric Stover	1979-1983	109
Patricio Prato	1999-2003	109
38) Dion Wright	2012-2016	108
Tim Winn	1996-2000	108
Albert Middleton	1985-1988	108
Elmer Anderson	1984-1987	108
Nick Urzetta	1976-1979	108
43) Ahmad Smith	2002-2006	107
44) James Singleton	1994-1998	106
45) Patrick Allen	1984-1988	105
46) Earl Belcher	1977-1981	104
Tim Waterman	1976-1979	104
Glenn Hagan	1974-1978	104
49) Garland Mance	1990-1994	101



*Michael Davenport*




*Shandue McNeill*

COACH	SEASONS	YEARS	WINS	LOSSES	PCT.
RICHARD PHELAN	1	1919-20	6	10	.375
AL CARMONT	3	1920-23	27	33	.450
GLENN CARBERRY	3	1923-26	35	21	.625
JACK FLAVIN	1	1926-27	13	5	.722
FRED OSTERGREN	1	1927-28	14	7	.666
MIKE REILLY	15	1928-43	133	75	.639
FR. ANSELM KRIEGER	2	1944-46	15	10	.600
HARRY SINGLETON	1	1946-47	10	11	.476
EDDIE MELVIN	6	1947-53	98	46	.680
EDDIE DONOVAN	8	1953-61	139	57	.709
LARRY WEISE	12	1961-73	202	90	.692
JIM SATALIN	9	1973-82	156	93	.626
JIM O'BRIEN	4	1982-86	67	51	.568
RON DECARLI	3	1986-89	31	53	.369
TOM CHAPMAN	3	1989-92	22	62	.262
JIM BARON	9	1992-01	132	131	.502
JAN VAN BREDA KOLFF	2	2001-03	18	39	.316
ANTHONY SOLOMON	4	2003-07	24	88	.214
MARK SCHMIDT	14	2007-	245	185	.569
<b>TOTALS</b>	<b>101</b>	<b>1919-</b>	<b>1,387</b>	<b>1,067</b>	<b>.565</b>

**BY WINS:**

MARK SCHMIDT	245
LARRY WEISE	202
JIM SATALIN	156
EDDIE DONOVAN	139
MIKE REILLY	133
JIM BARON	132
EDDIE MELVIN	98
JIM O'BRIEN	67
GLENN CARBERRY	35
RON DECARLI	31
AL CARMONT	27
ANTHONY SOLOMON	24
TOM CHAPMAN	22
JAN VAN BREDA KOLFF	18
FR. ANSELM KRIEGER	15
FRED OSTERGREN	14
JACK FLAVIN	13
HARRY SINGLETON	10
RICHARD PHELAN	6



Larry Weise

Year	W	L	A-10 (pl.)	Postseason	Coach	Year	W	L	A-10 (pl.)	Postseason	Coach
1919-20	6	10	–	–	Richard Phelan	1969-70	25	3	–	NCAA	Larry Weise
1920-21	2	13	–	–	Al Carmont	1970-71	21	6	–	NIT	Larry Weise
1921-22	12	10	–	–	Al Carmont	1971-72	16	8	–	–	Larry Weise
1922-23	13	10	–	–	Al Carmont	1972-73	13	13	–	–	Larry Weise
1923-24	7	4	–	–	Glenn Carberry	1973-74	17	9	–	–	Jim Satalin
1924-25	13	11	–	–	Glenn Carberry	1974-75	14	13	–	–	Jim Satalin
1925-26	15	6	–	–	Glenn Carberry	1975-76	17	10	–	–	Jim Satalin
1926-27	13	5	–	–	Jack Flavin	1976-77	24*	6	–	NIT	Jim Satalin
1927-28	14	7	–	–	Fred Ostergren	1977-78	21	8	–	NCAA	Jim Satalin
1928-29	17	7	–	–	Mike Reilly	1978-79	19	9	–	NIT	Jim Satalin
1929-30	17	5	–	–	Mike Reilly	1979-80	16	11	5-5	–	Jim Satalin
1930-31	10	3	–	–	Mike Reilly	1980-81	14	13	6-7	–	Jim Satalin
1931-32	4	6	–	–	Mike Reilly	1981-82	14	14	7-7	–	Jim Satalin
1932-33	7	3	–	–	Mike Reilly	1982-83	20	10	10-4	NIT	Jim O'Brien
1933-34	3	3	–	–	Mike Reilly	1983-84	18	13	8-10	–	Jim O'Brien
1934-35	1	5	–	–	Mike Reilly	1984-85	14	15	7-11	–	Jim O'Brien
1935-36	7	2	–	–	Mike Reilly	1985-86	15	13	10-8	–	Jim O'Brien
1936-37	4	7	–	–	Mike Reilly	1986-87	5	23	3-15	–	Ron DeCarli
1937-38	9	0	–	–	Mike Reilly	1987-88	13	15	7-11	–	Ron DeCarli
1938-39	10	7	–	–	Mike Reilly	1988-89	13	15	7-11	–	Ron DeCarli
1939-40	12	5	–	–	Mike Reilly	1989-90	8	20	3-15	–	Tom Chapman
1940-41	12	5	–	–	Mike Reilly	1990-91	5	23	0-18	–	Tom Chapman
1941-42	12	8	–	–	Mike Reilly	1991-92	9	19	3-13	–	Tom Chapman
1942-43	8	9	–	–	Mike Reilly	1992-93	10	17	0-14	–	Jim Baron
1943-44	No Team Fielded		–	–		1993-94	10	17	4-12	–	Jim Baron
1944-45	3	7	–	–	Fr. Anselm Krieger	1994-95	18	13	9-7	NIT	Jim Baron
1945-46	12	3	–	–	Fr. Anselm Krieger	1995-96	10	18	4-12	–	Jim Baron
1946-47	10	11	–	–	Harry Singleton	1996-97	14	14	5-11	–	Jim Baron
1947-48	12	10	–	–	Ed Melvin	1997-98	17	15	6-10	NIT	Jim Baron
1948-49	18	8	–	–	Ed Melvin	1998-99	14	15	8-8	–	Jim Baron
1949-50	17	5	–	–	Ed Melvin	1999-00	21	10	11-5	NCAA	Jim Baron
1950-51	19	6	–	NIT	Ed Melvin	2000-01	18	12	9-7	NIT	Jim Baron
1951-52	21	6	–	NIT	Ed Melvin	2001-02	17	13	8-8	NIT	JanvanBredaKolff
1952-53	11	11	–	–	Ed Melvin	2002-03#	1	26	1-15	–	JanvanBredaKolff
1953-54	12	11	–	–	Eddie Donovan	2003-04	7	21	3-13	–	Anthony Solomon
1954-55	13	10	–	–	Eddie Donovan	2004-05	2	26	1-15	–	Anthony Solomon
1955-56	11	12	–	–	Eddie Donovan	2005-06	8	19	2-14	–	Anthony Solomon
1956-57	17	7	–	NIT	Eddie Donovan	2006-07	7	22	4-12	–	Anthony Solomon
1957-58	21	5	–	NIT	Eddie Donovan	2007-08	8	22	2-14	–	Mark Schmidt
1958-59	20	3	–	NIT	Eddie Donovan	2008-09	15	15	6-10	–	Mark Schmidt
1959-60	21	5	–	NIT	Eddie Donovan	2009-10	15	16	7-9	–	Mark Schmidt
1960-61	24	4	–	NCAA	Eddie Donovan	2010-11	16	15	8-8	–	Mark Schmidt
1961-62	14	7	–	–	Larry Weise	2011-12	20	12	10-6	NCAA	Mark Schmidt
1962-63	13	12	–	–	Larry Weise	2012-13	14	15	7-9	–	Mark Schmidt
1963-64	16	8	–	NIT	Larry Weise	2013-14	18	15	6-10	–	Mark Schmidt
1964-65	15	8	–	–	Larry Weise	2014-15	18	13	10-8	–	Mark Schmidt
1965-66	16	7	–	–	Larry Weise	2015-16	22	9	14-4	NIT	Mark Schmidt
1966-67	13	9	–	–	Larry Weise	2016-17	20	12	11-7	–	Mark Schmidt
1967-68	23	2	–	NCAA	Larry Weise	2017-18	26	8	14-4	NCAA	Mark Schmidt
1968-69	17	7	–	–	Larry Weise	2018-19	18	16	12-6	–	Mark Schmidt
						2019-20	19	12	11-7	**	Mark Schmidt
						2020-21	16	5	11-4	NCAA	Mark Schmidt

\*\* - Postseason canceled due to Covid-19

**All-Time Totals:**  
**2,454 games**  
**Record 1,387-1,067 (.565)**

# - Includes 12 wins vacated for use of an ineligible player.

# Atlantic 10 Annual Award Winners



## ATLANTIC 10 PLAYER OF THE YEAR

Jaylen Adams, G	2017-18
Andrew Nicholson, F,	2011-12
Earl Belcher, F	1980-81

## CHRIS DANIELS AWARD - MOST IMPROVED PLAYER

LaDarien Griffin	2017-18
J.R. Bremer, G	2001-02

## SIXTH MAN OF THE YEAR

Denzel Gregg, F	2015-16 (co-winner)
-----------------	---------------------

## ATLANTIC 10 ROOKIE OF THE YEAR

Andrew Nicholson, F	2008-09
Alvin Lott	1983-84

## ATLANTIC 10 COACH OF THE YEAR

Mark Schmidt	2015-16, 2020-21
Jim Baron	1994-95
Jim O'Brien	1982-83

## ATLANTIC 10 ALL-CONFERENCE

Name	Season	Team
Kyle Lofton, G	2020-21	First
Osun Osunniyi, C	2020-21	Second
Jaren Holmes, G	2020-21	Second
Kyle Lofton, G	2019-20	First
Osun Osunniyi, C	2019-20	Third
Courtney Stockard, G/F	2018-19	First
Jaylen Adams, G	2017-18	First
Matt Mobley, G	2017-18	First
Jaylen Adams, G	2016-17	First
Matt Mobley, G	2016-17	Third
Jaylen Adams, G	2015-16	First
Marcus Posley, G	2015-16	Second
Youssou Ndoye, C	2014-15	Third
Marcus Posley, G	2014-15	Third
Andrew Nicholson, F	2011-12	First
Andrew Nicholson, F	2010-11	First
Andrew Nicholson, F	2009-10	Second
Ahmad Smith, G	2005-06	Second
Ahmad Smith, G	2004-05	Third
Marques Green, G	2003-04	Second
Marques Green, G	2002-03	First
J.R. Bremer, G	2001-02	First
Marques Green, G	2001-02	Third
Kevin Houston, F	2000-01	Second
J.R. Bremer, G	2000-01	Third
Tim Winn, G	1999-00	First
Caswell Cyrus, C	1999-00	Third
Tim Winn, G	1998-99	Third
Rashaan Palmer, G/F	1997-98	Third
Rashaan Palmer, G/F	1996-97	Third
Rashaan Palmer, G/F	1995-96	Third
David Vanterpool, G/F	1994-95	First
Shandue McNeill, F	1994-95	Second
Harry Moore, F	1993-94	First
Harry Moore, F	1992-93	First
Harry Moore, F	1991-92	Third
Rocky Llewellyn, F	1988-89	Second
Barry Mungar, F	1985-86	First
Rob Samuels, F	1984-85	Second
Mark Jones, G	1982-83	Second
Mark Jones, G	1981-82	First
Earl Belcher, F	1980-81	First
Earl Belcher, F	1979-80	First

## ATLANTIC 10 ALL-ROOKIE TEAM

Kyle Lofton, G	2018-19
Osun Osunniyi, C	2018-19
Andrew Nicholson, F	2008-09
Mike Gansey, F/G	2001-02
Shandue McNeill, G	1993-94
David Vanterpool, G	1991-92
Michael Burnett, G	1987-88
Rob Lanier, G	1986-87
Alvin Lott, G	1983-84
Rob Samuels, F	1981-82

## ATLANTIC 10 DEFENSIVE PLAYER OF THE YEAR

Osun Osunniyi, C	2020-21
------------------	---------

## A-10 CHAMPIONSHIP MOST OUTSTANDING PLAYER

Osun Osunniyi	2021
Andrew Nicholson	2012

## ALL-DEFENSIVE TEAM

Osun Osunniyi, C	2018-19, 19-20, 20-21
Youssou Ndoye, C	2014-15
Andrew Nicholson, F	2011-12
Andrew Nicholson, F	2008-09
Marques Green, G	2003-04, 02-03, 01-02
Caswell Cyrus, C	1999-00, 98-99, 97-98
Tim Winn, G	1999-00
Shandue McNeill, G	1996-97

## ALL-ACADEMIC TEAM

Jaren Holmes	2019-20, 20-21
Maurice Young	2003-04, 02-03
Peter Van Paassen	2000-01, 99-00, 98-99
Shandue McNeill	1996-97
Shandue McNeill	1995-96
Shandue McNeill	1994-95
Jeff Quackenbush	1994-95
Jeff Quackenbush	1993-94
Jeff Quackenbush	1992-93
Brian Satalin	1991-92

## PRESEASON ALL-CONFERENCE TEAM

Name	Season	Team
Kyle Lofton	2020-21	Second
Osun Osunniyi	2020-21	Third
Kyle Lofton	2019-20	Second
Osun Osunniyi	2019-20	Third
Courtney Stockard	2018-19	Second
Jaylen Adams	2017-18	First
Matt Mobley	2017-18	First
Jaylen Adams	2016-17	First
Marcus Posley	2015-16	Second
Youssou Ndoye	2014-15	Third
Andrew Nicholson	2011-12	First
Andrew Nicholson	2010-11	First
Andrew Nicholson	2009-10	Second
Ahmad Smith	2005-06	Second
Patrick Lottin	2004-05	Third
Marques Green	2003-04	First
Marques Green	2002-03	First
JR Bremer	2001-02	Second
Peter Van Paassen	2000-01	Third
Tim Winn	1999-00	Second
Caswell Cyrus	1999-00	Third

## PRESEASON ALL-DEFENSIVE TEAM

Osun Osunniyi	2020-21
Osun Osunniyi	2019-20
Youssou Ndoye	2014-15
Andrew Nicholson	2011-12
Andrew Nicholson	2010-11
Andrew Nicholson	2009-10
Marques Green	2003-04
Marques Green	2002-03
Caswell Cyrus	1999-00
Tim Winn	1999-00
Caswell Cyrus	1998-99

## Atlantic 10 Player Of The Week

Date	Name
Jan. 6, 1980	Earl Belcher
Feb. 3, 1980	Delmar Harrod
Dec. 15, 1980	Earl Belcher
Jan. 19, 1981	Earl Belcher*
Dec. 14, 1981	Mark Jones
Jan. 23, 1983	Mark Jones
Jan. 2, 1984	Barry Mungar
Dec. 29, 1985	Barry Mungar
Jan. 19, 1986	Barry Mungar*
Jan. 3, 1988	Patrick Allen
Feb. 5, 1989	Rocky Llewellyn
Feb. 29, 1992	Harry Moore*
Feb. 13, 1993	Harry Moore
Feb. 12, 1994	Harry Moore
Jan. 14, 1995	David Vanterpool*
Feb. 4, 1995	David Vanterpool*
Dec. 28, 1996	Rashaan Palmer
Dec. 6, 1997	Rashaan Palmer
Dec. 27, 1997	Tim Winn
Jan. 3, 1998	James Singleton
Dec. 19, 1998	Tim Winn
Dec. 4, 1999	Tim Winn
Jan. 15, 2000	J.R. Bremer
Feb. 10, 2001	Kevin Houston*
Feb. 17, 2001	J.R. Bremer
Feb. 24, 2001	Kevin Houston*
Dec. 1, 2001	J.R. Bremer*
Dec. 29, 2001	J.R. Bremer
Jan 5, 2002	J.R. Bremer
Jan 19, 2002	Marques Green
Nov. 23, 2002	Marques Green*
Dec. 21, 2002	Marques Green
Mar. 1, 2003	Marques Green
Dec. 20, 2003	Marques Green
Feb. 19, 2005	Ahmad Smith*
Dec. 3, 2005	Ahmad Smith*
Jan. 7, 2007	Zarryon Fereti*
Nov. 25, 2007	Michael Lee*
Nov. 29, 2009	Andrew Nicholson*
Jan. 24, 2010	Andrew Nicholson
Feb. 28, 2010	Jonathan Hall*
Dec. 6, 2010	Ogo Adegboye*
Dec. 20, 2010	Andrew Nicholson*
Dec. 19, 2011	Demitrius Conger*
Jan. 16, 2012	Andrew Nicholson
Feb. 13, 2012	Andrew Nicholson*
Feb. 20, 2012	Andrew Nicholson*
Feb. 27, 2012	Andrew Nicholson
Mar. 4, 2012	Andrew Nicholson
Feb. 25, 2013	Eric Mosley
Feb. 17, 2014	Matthew Wright*

Feb. 7, 2015	Marcus Posley
Dec. 28, 2015	Jaylen Adams
Feb. 7, 2016	Jaylen Adams
March 6, 2016	Marcus Posley
Dec. 4, 2016	Jay Adams*
Feb. 5, 2017	Matt Mobley*
Feb. 26, 2017	Matt Mobley*
Dec. 10, 2017	Jaylen Adams
Dec. 24, 2017	Jaylen Adams
Jan. 2, 2018	Jaylen Adams
Feb. 5, 2018	Matt Mobley
Feb. 12, 2018	Jaylen Adams
Jan. 11, 2021	Jaren Holmes
Feb. 15, 2021	Jalen Adaway*

\* - Denotes a Co-Player Of The Week honor

## Rookie Of The Week

Date	Name
Dec. 11, 1983	Alvin Lott*
Jan. 2, 1984	Alvin Lott*
Jan. 23, 1984	Alvin Lott
Feb. 20, 1984	Alvin Lott
Mar. 4, 1984	Alvin Lott*
Jan. 12, 1986	Rocky Llewellyn*
Dec. 21, 1986	Rob Lanier
Dec. 3, 1989	Jason Brower*
Dec. 17, 1989	Jason Brower
Dec. 30, 1990	Tobias Hauff
Jan 20, 1991	Garland Mance
Dec. 21, 1991	Nii Nelson-Richards
Jan. 25, 1992	David Vanterpool
Jan. 29, 1994	Shandue McNeil
Dec. 10, 1994	Rashaan Palmer
Jan. 25, 1997	Tim Winn
Feb. 8, 1997	Tim Winn
Feb. 9, 2002	Mike Gansey
Nov. 23, 2002	Ahmad Smith
Nov. 19, 2005	A.J. Hawkins
Dec. 10, 2005	A.J. Hawkins*
Jan. 27, 2008	Matt Morgan*
Feb. 3, 2008	Matt Morgan
Nov. 23, 2008	Andrew Nicholson*
Nov. 30, 2008	Andrew Nicholson
Dec. 7, 2008	Andrew Nicholson
Jan. 11, 2009	Andrew Nicholson
Feb. 1, 2009	Andrew Nicholson
Feb. 8, 2009	Andrew Nicholson
Jan. 24, 2011	Matthew Wright
Nov. 30, 2014	Jay Adams
Dec. 7, 2014	Jay Adams
Jan. 13, 2019	Osun Osunniyi
Jan. 26, 2019	Kyle Lofton
Feb. 17, 2019	Kyle Lofton

# Results vs. Ranked Opponents



DATE	RANK	OPPONENT	SITE	RESULT	DATE	RANK	OPPONENT	SITE	RESULT
Feb. 9, 1976	11	Notre Dame	Joyce Center	L, 95-80	Mar. 7, 1996	2	UMass	Reilly Center	L, 69-56
Mar. 1, 1976	3	Rutgers	Louis Brown Athletic Center	L, 85-80	Dec. 18, 1996	30	Wisconsin	Reilly Center	L, 77-68
Jan. 29, 1977	14	Providence	Dunkin' Donuts Center	L, 82-75	Feb. 4, 1997	33	Temple	Reilly Center	W, 73-55
Feb. 9, 1977	19	Detroit	Calihan Hall	L, 78-62	Feb. 27, 1997	14	Xavier	Cintas Center	L, 83-59
Feb. 12, 1977	17	Syracuse	Reilly Center	W, 91-84	Dec. 23, 1997	15	Iowa	San Juan, P.R.	L, 81-61
Mar. 2, 1977	13	Syracuse	Carrier Dome	L, 85-72	Jan. 3, 1998	13	Xavier	Reilly Center	W, 80-77
Dec. 10, 1977	18	Syracuse	Carrier Dome	L, 107-81	Jan. 17, 1998	20	Rhode Island	Reilly Center	W, 86-81
Dec. 12, 1977	17	Detroit	Reilly Center	L, 94-92	Dec. 27, 1998	22	Syracuse	Carrier Dome	L, 71-55
Jan. 14, 1978	5	Notre Dame	Reilly Center	L, 79-78	Jan. 15, 2000	20	Temple	Reilly Center	W, 57-56
Feb. 2, 1978	16	Providence	Reilly Center	W, 72-64	Feb. 24, 2000	8	Temple	Liacouras Center	L, 75-58
Mar. 1, 1978	14	Syracuse	Reilly Center	W, 70-69	Nov. 28, 2001	15	Boston College	HSBC Arena (Buffalo)	L, 96-82
Feb. 10, 1979	7	Syracuse	Reilly Center	L, 74-69	Dec. 7, 2002	3/5	Alabama	Coleman Coliseum	L, 77-68
Feb. 28, 1979	6	Syracuse	Reilly Center	L, 83-71	Jan. 2, 2003	5/5	Connecticut	Harry A. Gampel Pavilion	L, 95-78
Feb. 9, 1980	2	Syracuse	Reilly Center	L, 105-80	Jan. 11, 2003	21/22	Xavier	Cintas Center	L, 99-83
Dec. 1, 1984	3	St. John's	Reilly Center	L, 58-57	Dec. 3, 2003	16/18	Syracuse	Blue Cross Arena (Rochester)	L, 87-78
Dec. 12, 1984	12	Syracuse	Reilly Center	L, 71-59	Jan. 24, 2004	3/3	St. Joe's	Reilly Center	L, 114-63
Dec. 21, 1985	4	Syracuse	Carrier Dome	L, 83-64	Mar. 2, 2004	2/2	St. Joe's	Alumni Memorial Fieldhouse	L, 82-50
Dec. 28, 1985	11	St. John's	Reilly Center	L, 85-69	Dec. 1, 2004	3/5	Syracuse	Carrier Dome	L, 91-67
Dec. 11, 1986	12	Syracuse	Reilly Center	L, 66-52	Jan. 12, 2005	21/22	George Washington	Reilly Center	L, 85-59
Feb. 19, 1987	5	Temple	Liacouras Center	L, 77-56	Mar. 1, 2006	7/6	George Washington	Reilly Center	L, 89-78
Dec. 17, 1987	9	Syracuse	Carrier Dome	L, 111-68	Jan. 9, 2008	24/25	Xavier	Cintas Center	L, 83-68
Jan. 16, 1988	4	Temple	Reilly Center	L, 73-63	Jan. 21, 2009	15/13	Xavier	Reilly Center	L, 84-64
Jan. 28, 1988	6	Temple	iacouras Center	L, 87-66	Dec. 19, 2009	5/5	Syracuse	Carrier Dome	L, 85-72
Feb. 13, 1989	15	West Virginia	Reilly Center	L, 80-72	Feb. 17, 2010	21/20	Temple	Reilly Center	L, 73-55
Dec. 5, 1990	24	Temple	Reilly Center	L, 76-52	Mar. 6, 2010	25/RV	Xavier	Cintas Center	L, 93-72
Dec. 30, 1991	15	Georgia Tech	Alexander Memorial Col.	L, 98-60	Mar. 12, 2010	17/17	Temple	Boardwalk Hall	L, 69-51
Mar. 1, 1993	23	UMass	Mullins Center	L, 86-62	Jan. 12, 2011	19/23	Temple	Liacouras Center	L, 83-55
Mar. 7, 1993	23	UMass	Reilly Center	L, 75-62	Dec. 7, 2011	24/22	Illinois	Assembly Hall	L, 48-43
Dec. 4, 1993	9	UMass	Reilly Center	L, 86-66	Mar. 16, 2012	10/12	Florida State	Bridgestone Arena	L, 66-63
Jan. 3, 1994	24	George Washington	Reilly Center	W, 71-67	Dec. 22, 2012	25/25	NC State	PNC Arena	L, 92-73
Jan. 29, 1994	19	West Virginia	Reilly Center	W, 71-67	Jan. 12, 2013	RV/24	VCU	Reilly Center	L, 72-65
Jan. 10, 1995	1	UMass	Reilly Center	L, 81-76	Jan. 15, 2014	24/RV	Saint Louis	Chaifetz Arena	L, 66-60
Jan. 30, 1995	1	UMass	Mullins Center	L, 79-62	Jan. 29, 2014	21/19	UMass	Reilly Center	W, 78-65
Jan. 14, 1996	1	UMass	Reilly Center	L, 67-52	Mar. 14, 2014	18/17	Saint Louis	Barclays Center (Brooklyn)	W, 71-68
Jan. 22, 1996	8	Virginia Tech	Reilly Center	L, 65-58	Feb. 7, 2015	18/18	VCU	Reilly Center	W, 73-71
Jan. 27, 1996	1	UMass	Mullins Center	L, 72-47	Feb. 20, 2016	13/15	Dayton	UD Arena	W, 79-72
					Feb. 16, 2018	14/16	Rhode Island	Reilly Center	W, 77-74
					Dec. 8, 2018	17/18	Buffalo	Reilly Center	L, 80-62
					Jan. 22, 2020	7/7	Dayton	UD Arena	L, 86-60

**A**

Shawn Abercrombie (1992,93)  
Jalen Adams (2013, 14)  
Jaylen Adams (2015,16,17,18)  
**Jalen Adaway (2021-)**  
Ogo Adegboye (2009,10)  
Ed Ahearn (1966,67)  
Miles Aiken (1962,63,64)  
John Alach (1965)  
Kip Alexander (1989,90,91)  
Jumbo Alexander (1933,34)  
Patrick Allen (1984,85,86,87,88)  
Dan Aloï (1988,89)  
Iakeem Alston (2015)  
Jack Amerhein (1941)  
Elmer Anderson (1984,85,86,87)  
David Andoh (2017)  
Kyle Anglin (1989,90)  
Barry Atkinson (1975,76,77,78)  
Josh Ayeni (2017,18)

**B**

Tom Baldwin (1970, 71, 72)  
Bob Barnek (1963,64,65)  
Jim Baron (1975,76,77)  
Mike Battaglia (1931,32)  
Roger Bauer (1964,65,66)  
Jerry Beckles (1975)  
Charlie Bedell (1940)  
Mike Bednar (1951,52,53)  
Earl Belcher (1978,79,80,81)  
Josh Bell (2021-)  
John Benbrook (1981,82,83)  
Tyler Benson (2006,07,08,09)  
Don Binetti (1942,43)  
Gene Black (1952,53,54,55)  
Ray Blackburn (2009)  
Robert Blackwell Jr. (1996,97)  
Arthur Blake (1929)  
Tom Boney (1984,85,86,87)  
Fran Brannan (1939)  
J.R. Bremer (1999,00,01,02)  
Jim Breslin (1954)  
Izaiah Brockington (2018)  
Jason Brower (1990,91,92,93)  
Calvin Brown (2003)  
Joe Bucher (2009)  
Hank Bunowski (1936,38,39)  
Donald Burnett (1990)  
Michael Burnett (1988,89,90,91)  
Dan Burns (1980,81,82)  
Bill Butler (1966,67,68)  
Ed Butler (1947,48,49)  
Frank Byrnes (1929)

**C**

Bud Cain (1929)  
John Cain (1935)  
Jermaine Calvin (2007)  
Yankuba Camara (2004,05)  
Tom Cannon (1931,32)  
David Messiah Capers (1996,97,98,99,00)

Walter Carew (1939)  
Robert Carpenter (2020)  
Isiah Carson (2005,06)  
D'Lancy Carter (2008,09)  
Kern Carter (2004,05)  
George Carter (1964,65,66,67)  
Mike Cavaliere (1957,58,59)  
Chris Chader (1984,85,86)  
Jim Chapman (1941)  
Robert Cheeks (2000,01,02,03)  
Steve Cipot (1940,41,46)  
Jim Clancey (1946)  
Bob Clarke (1953,54,55)  
Norman Clarke (1981,82,83,84)  
Tareq Coburn (2017)  
Jack Collins (1948)  
Jim Comerford (1940,41,42)  
Bill Commiskey (1928,29)  
Demetrius Conger (2009,10,11,12)  
Mike Connolly (1960)  
Bill Connery (1960)  
Jerry Connors (1928,29,30,31)  
John Connors (1956,57,58)  
Norm Consedine (1932,33)  
Da'Quan Cook (2008,09,10,11)  
Kerry Corbett (1983,84)  
Leo Corkery (1949,51,52)  
Eric Crawford (1981,82)  
Fred Crawford (1961,63,64)  
Eddie Creal (2021)  
Pat Cronin (1928,29)  
Jim Crough (1954,55,56)  
Andell Cumberbatch (2014,15)  
Gerald Curry (1934)  
Caswell Cyrus (1997,98,99,00)

**D**

Roger Davies (1951,52,53)  
Michael Davenport (2008,09,10,11,12)  
Rob Day (1947)  
Chris Dees (2014,15)  
Bruno DeGiglio (1977,78,79,80)  
Sam de Haas (2010)  
Paul Deibert (1988)  
Dom Denio (1940,41,42)  
Joe Derenzo (1946)  
Arthur Derrico (1938)  
Terron Diggs (2006,07)  
Dave DiTanna (1989)  
Fred Diute (1949,50,51)  
Eddie Donovan (1947,48,49)  
Neal Downey (1940)  
Lovell Doyle (1990)  
Mal Duffy (1953,54,55)  
Jim Dugan (1927,28)  
Saulius Dumbliuskas (2002,03,05,06)  
Bill Dunphy (1946)  
Wade Dunston (2005,06)  
Terrence Durham (1996,97,98,99)  
John Durr (1956,57)  
Bob Dziengeleski (1999,00,01)

**E**

Bill Edwards (1951,52,53)  
Malcolm Eleby (2008,09)  
Jim Elenz (1977,78,79,80)  
Jermaine Ellis (1999)  
Moe Ellison (1949)  
Mark Erb (1986,88)  
Ed Evans (1985)  
George Evans (1954,55,56)

**F**

Gene Fahey (1968,69,70)  
Ken Fairfield (1957,58,59)  
Darryl Farmer (1987,88)  
Danny Farrell (2012,13,14)  
Clem Faust (1934,35,36)  
Ed Feltz (1945)  
Zarryon Fereti (2007, 08)  
William Fernan (1994,95)  
Ettore Festa (1935,36,37)  
Tom Fitzgerald (1946)  
Tom Fitzgerald (1985,86,87,88)  
Tom Fitzmaurice (1960,61)  
Lee Fitzpatrick (1957,58,59)  
Tim Flanagan (1973,74,76,76)  
James Flynn (1933)  
Jack Foote (1927)  
David Fox (2006,07)  
Eric Franz (1981,82,83)  
John Frull (1929)  
Lacey Fulmer (1979,80)

**G**

Jim Gagnier (1968)  
Jack Galatio (2017,18,19)  
Ryan Gallo (1993,94)  
Mike Gansey (2002,03)  
Matt Gantt (1970,71,72)  
Rob Garbade (1982,83)  
Orion Garo (2001)  
Greg Gary (1969,70,71)  
Jordan Gathers (2012,13,14)  
Bill Geise (1927)  
Brian Gibbs (2005)  
Steve Gilbert (1936,37,38)  
Ryan Glidden (1994)  
Jamil Goodwin (2010)  
Owen Gorman (1950,51,52)  
Bill Grace (1939,41)  
Sam Graham (1986,87,88,89)  
Marques Green (2001,02,03,04)  
Denzel Gregg (2014,15,16,17)  
Gary Gregory (1974,75)  
Carl Griffin (1947)  
LaDarian Griffin (2016,17,18,19)  
Paul Grys (1969,70,71)

## H

Quadir Habeeb (2001)  
 Glenn Hagan (1975,76,77,78)  
 Russ Hahn (1940)  
 Hillary Haley (2008)  
 Jonathan Hall (2009)  
 Kenrick Hamilton (1990,91,92)  
 Dick Hammock (1943)  
 Pudgley Hank (1939)  
 Tom Hannon (1960,61,62)  
 Charles Hardoby (1947)  
 Doug Harrigen (1933)  
 Howie Harrison (1973,74,75)  
 Tom Harrison (1974,75,76)  
 Delmar Harrod (1977,78,79,80)  
 Tobias Hauff (1991,93,94)  
 Ananias Hawkins (2006,07)  
 James Hayden (1998,99,01)  
 John Hayes (1967,68,69)  
 Jeff Hazard (1965,66,67)  
 Shane Hvizdzak (2007,08,09)  
 Pieter Hemelaer (1991,92,93,94)  
 Frank Hennessey (1928)  
 Barry Herbert (1961,62,63)  
 Eric Hicks (1981)  
 Steve Hocker (1973,74,75)  
 William Hoey (1938)  
 Paul Hoffmann (1970,71,72)  
 Dan Hogan (1949)  
 Bron Holland (1989)  
 Essie Hollis (1974,75,76,77)  
 Mike Hollis (1986)  
**Jaren Holmes (2020-)**  
 Jake Houseknecht (2009,10,11)  
 Kevin Houston (2001)  
 Steve Hrycyszyn (1938,39,40)  
 Michael Hunt (1982,83,84,85)  
 Joe Husband (1939)

## I

Tony Iacovino (1947,48,49)  
 Amadi Ikpeze (2017,18,19,20)

## J

Carl Jackson (1971,72,73)  
 Bill Jenkins (1972,73)  
 Orrie Jirele (1960,61,62)  
 Chris Johnson (2011,12)  
 Matt Johnson (2020)  
 Alfonza Jones (1978,79,80,81)  
 Mark Jones (1980,81,82,83)  
 Mike Joyce (1961,62,63)

## K

Louncey Kaba (2007)  
 Bill Kalbaugh (1968,69,70)  
 Frank Kane (1953)  
 Frank Kane (1931)  
 Nelson Kaputo (2016,17,18,19)  
 Tom Keenan (1944)  
 Don Kelly (1945)  
 Joe Kennedy (1927,28,29)

Herb Kenny (1954)  
 Bill Kenville (1951,52,53)  
 Isaac King (1998,99)  
 Joe King (1928)  
 Perry King (2007, 08)  
 Bob Kinsella (1943)  
 William Klepper (1971,72,73)  
 Charlon Kloof (2012,13,14)  
 Ivan Kovacevic (2006,07)  
 Ed Krause (1948,49,50)  
 Mike Kull (1968,69,70)

## L

John Labas (1936,37,38)  
 Malik Lacewell (2020)  
 Bob Lanier (1968,69,70)  
 Rob Lanier (1987,88,89,90)  
 Edward Layden (1931)  
 Jason Lee (2018,19)  
 Michael Lee (2005,06,07,08)  
 Yank Lee (1933,34)  
 Buddy Lester (1945)  
 Scotter Levey (1931,32)  
 Greg Lewis (2004,05)  
 George Lister (1948)  
 Hooks Loeven (1936,37,38)  
**Kyle Lofton (2019-)**  
 Bob Lolven (1938)  
 Lester Lonergan (1932,33,34)  
 Edward Lortie (1936,37,38)  
 Alvin Lott (1984,85)  
 Patrick Lottin (2002,04,05,06)  
 Frank LoVuolo (1943,46,47)  
 Rocky Llewellyn (1986,87,88,89)  
 Chris Lumsdon (1995,96,97,98)  
 Charles Lupinski (1928)  
 Frank Lynch (1946)

## M

Paul Mackey (1948,49)  
 Ed Madden (1954)  
 John Mahonchak (1962,63,64)  
 Garland Mance (1991,92,93,94)  
 Michael Marens (1942)  
 Vinnie Martin (1967,68,69)  
 Whitey Martin (1959,60,61)  
 Mike Martone (1949,50)  
 Vidal Massiah (1999,00,01,02)  
 Chris Matthews (2009)  
 Sam Mattola (1932,33)  
 Owen Maxwell (2008,09)  
 Mike Mayurnick (1971,72,73)  
 Brendan McCann (1955,56,57)  
 Emmett McCarthy (1933)  
 Woody McCarthy (1941,42,43)  
 Richard McCormick (1987,88)  
 Larry McCoy (1953)  
 Bob McCully (1960,61,62)  
 Vince McDonald (1941,42)  
 Harry McEnroe (1953)  
 Kenny McFarland (1995,96,97)  
 Steve McGrover (1954)

Joe McGonigle (1934,35,36)  
 Caleb McGuire (2016,17)  
 Tom McHugh (1959,60,61)  
 Larry McKiernan (1943)  
 John McLeod (1965,66,67)  
 Thomas McLaughlin (1927)  
 Bernie McManus (1948,49)  
 Gervase "Bo" McMillan (1928,29)  
 Shandue McNeill (1994,95,96,97)  
 Yana McNully (1927,28)  
 Chris Meadows (1991,92)  
 Albert Middleton (1985,86,87,88)  
 Marlon Miller (2002)  
 Eric Mobley (1993,94)  
 Matt Mobley (2017,18)  
 Tom Molitor (1943)  
 Pat Monaghan (1963,64,65)  
 Andy Moore (1982,83)  
 Bill Moore (1973,74)  
 Harry Moore (1992,93,94)  
 Zach Moore (2011)  
 Melkisedek Moreaux (2019)  
 Matt Morgan (2008)  
 Bill Morris (1941)  
 Jourdan Morris (2007)  
 Willie Morse (2005)  
 Tim Moran (1981)  
 Chris Moses (2002)  
 Jamie Moses (1995,96,97,98)  
 Eric Mosley (2011,12)  
 Barry Mungar (1982,83,84,85,86\*)  
 Glenn Murray (1986)  
 Ken Murray (1947,48,49,50)  
 Rich Murray (1972,73)  
 Frank Murphy (1945)  
 John Murphy (1931)

## N

Youssou Ndoye (2012,13,14,15)  
 Nii Nelson-Richards (1992,93,94,95)  
 Don Newhook (1957,58,59)  
 Tshiefu Ngalakulondi (2018,19)  
 Andrew Nicholson (2008,09,10,11)  
 Paul Nolan (1950,51,52)  
 Etienne Norris (1998)

## O

Chinonso Obokoh (2017)  
 Dick O'Connor (1945,46)  
 James O'Dell (1956,57)  
 Joe O'Donnell (1932)1  
 Jim Ogle (1991,92)  
 Mike O'Grady (1973,74,75)  
 Hugh O'Hara (1950,51)  
 John O'Keefe (1933)  
**Alpha Okoli (2019-)**  
 Pat Olivetto (1974,75,76)  
 Opeyemi Olomo (2014,15)  
 Gerry Olshefski (1955,56,57)  
 Ed Ostrum (1945)  
**Osun Osunniyi (2019-)**

**P**

Nick Pagones (1938,39,40)  
Truman Paiton (1934)  
Rashaan Palmer (1995,96,97,98)  
Robert Palmer (1994)  
Matt Passalazqua (1990,91)  
Jason Pawlikowski (2005)  
Ed Petrovick (1960,61,62)  
Ken Pickett (1935,36)  
Bobby Planutis (2020)  
Marquee Poole (2002)  
John Popadak (1937)  
Marcus Posley (2015,16)  
Jalen Poyser (2019)  
Lloyd Praedel (1979,80)  
Patricio Prato (2000,01,02,03)  
Glenn Price (1972,73,74)  
Dan Putney (1989,90,91)

**Q**

Jeff Quackenbush (1992,93,94,95)  
Darren Quinlan (1986,87)  
Jack Quinn (1941)  
Ed Quinones (1952,53,54)

**R**

Myron Ray (1989)  
Dan Rayovitz (1942,43)  
Frank Ready (1947,48,49,50)  
Tyler Relph (2006,07, 08)  
Raymond Rennie (1927)  
Elgin Riggins (1981,82)  
John Riley (1964,65,66)  
Rip Riley (1929,30,31)  
Pat Rodgers (1980)  
Ernie Rokose (1955,56)  
Bernie Rokowski (1940,41,42)  
Mike Rooney (1963)  
Brett Roseboro (2009,10)  
Bob Rozyczko (1974,75,76)  
John Rucinski (1936,37,38)  
Elton Ruddock (1999,00,01,02)  
Matthias Runs (2013,14)  
Nig Ryan (1928)

**S**

Joe Sabol (1971,72,73)  
Carl Saglimben (1952,53,54)  
Rob Samuels (1982,83,84,85)  
Greg Sanders (1975,76,77,78)  
Roy Saporiso (1934,35)  
Bob Sassone (1951,52,53)  
Brian Satalin (1992,93,94,95)  
Fran Satalin (1965,66,67)  
Jim Satalin (1966,68,69)  
Carl Savino (1939)  
Bob Schalk (1952,53,54,55)  
Gerry Schlee (1953,54,55,56)  
Marc Schoone (1996,97)

Mike Schrauth (1957,58,59)  
Leo Scully (1929,30)  
Jalen Shaw (2021)  
Wally Shafer (1972,73)  
Mike Sheehy (1983,84)  
Sidney Shelton (1992,94,95,96)  
Joe Shepherd (2002,03)  
Eric Siegrist (2000,01)  
Marquise Simmons (2010,11,12,13,14)  
James Singleton (1995,96,97,98)  
Issa Skinner (2003)  
Ahmad Smith (2003,04,05,06)  
Don Smith (1937,38,39)  
Tom Smith (1938,39,40)  
Garrett Smith (1927)  
Quinn Smith (1990,91)  
Robert Smith (1992)  
Xavier Smith (2014,15)  
Don Solinsky (1950,51,52)  
Jerome Spellman (1995,96)  
Mark Spencer (1978,79,80,81)  
Randy St. John (1976)  
Paul Stappenbeck (1965,66,67)  
Joe Stetz (1942,43)  
Craig Stevens (2004,05)  
Ted Stewert (1936,37,78)  
Courtney Stockard (2018,19)  
Andy Stinson (1999,00,01)  
Sam Stith (1958,59,60)  
Tom Stith (1959,60,61)  
Joe Sullivan (1926,27,28)  
Eric Stover (1980, 81,82,83)  
Cortez Sutton (2003,04)

**T**

Tony Tate (1990)  
Idris Taqquee (2015,16,17,18)  
Dale Tepas (1969,70,71)  
Jamil Terrell (2003)  
Maurice Thomas (2009)  
Vic Thomas (1970,71,72)  
Andrew Tofil (1937)  
George Tonkin (1928)  
Jean Yves Toupane (2013,14)  
Doug Turner (1983,84,85,86)  
Hugh Tyndall (1940,41,42)  
Jordan Tyson (2015,16)

**U**

Bob Ulasewicz (1962,63,64)  
Dick Ulasewicz (1968)  
Nick Urzetta (1976,77,78,79)  
Sam Urzetta (1947,48,49,50)  
Norm Utecht (1929,30,31)

**V**

Alejandro Vasquez (2020, 21)

Peter Van Paassen (1998,99,00,01)  
David Vanterpool (1992,93,94,95)  
Per Vlacklander (1993)  
Dan Vighiano (1976,77,78,79)

**W**

Mike Wager (1985,86,87,88,89\*)  
Bill Wagner (1945,46)  
Frank Walsh (1947,48,49)  
Paul Walsh (1927,31)  
Ray Walsh (1967)  
Shawn Waterman (1980)  
Tim Waterman (1975,76,77,78,79)  
Jim Wallace (1971,72,73)  
Mike Weber (1990,91,92)  
John Wegerski (1939,40,41)  
Quentin Weinerman (2014,15)  
**Dominick Welch (2019-)**  
Tom Welch (1932)  
Brian West (1978,79,80)  
Larry Weise (1956,57,58)  
Daks Williams (1996)  
James Williams (2007)  
Paul Williams (2006,07)  
Rob Williams (1990,91)  
Antoine Wills (1996,97)  
Tim Winn (1997,98,99,00)  
Justin Winston (2020)  
Pete Wisniowski (1968,69,70)  
Art Wood (1963,64,65)  
Derrick Woods (2016)  
Dion Wright (2013,14,15,16)  
Matthew Wright (2011,12,13,14)

**Y**

Maurice Young (2003,04)  
Charles Youngblood (1931,32)  
Joe Yuhus (1936)

**Z**

Frank Zabowski (1940,41,42)  
Frank Zinzi (1936)

## 00

Quadir Habeeb (2001)  
Harry Moore (1992,93,94)

## 0

Kyle Lofton (2019-)  
Ogo Adegboye (2009,10)  
Iakeem Alston (2015)  
David Andoh (2017)

## 1

Dominick Welch (2019-)  
Idris Taqquee (2015,16,17,18)  
Sam de Haas (2010)  
Ray Blackburn (2009)  
Zarryon Fereti (2007, 08)  
Ahmad Smith (2003,04,05,06)  
Vidal Massiah (2001,02 - Also #5)

## 2

Eddie Creal (2021-)  
Robert Carpenter (2020)  
Matt Mobley (2017,18)  
Eric Mosley (2011,12)  
Paul Williams (2006,07)  
Perry King (2208)  
Kern Carter (2004,05)  
Ernest "J.R." Bremer (2001,02 - also #12)

## 3

Alpha Okoli (2019-)  
Jaylen Adams (2018)  
Tareq Coburn (2017)  
Marcus Posley (2015,16)  
Charlon Kloof (2012,13,14)  
Maurice Thomas (2009)  
Terron Diggs (2006,07)  
Mike Gansey (2002,03)  
David Messiah Capers (1996,98,99,00)  
Brian Satalin (1993,94,95)  
Chris Meadows (1991,92)

## 4

Matt Johnson (2020)  
Nelson Kaputo (2016,17,18,19)  
Jalen Adams (2015)  
Chris Matthews (2009)  
Jermaine Calvin (2007)  
Marques Green (2001,02,03,04)  
Jermaine Ellis (1999)  
Tony Tate (1990)

## 5

Jaren English (2020-)  
Tshieffu Ngalakulondi (2018,19)  
Chinonso Obokoh (2017)  
Jordan Gathers (2012,13,14)  
Jamil Goodwin (2010)  
Jonathan Hall (2009)  
Michael Lee (2005,06,07, 08)  
Joe Shepherd (2002,03)  
Vidal Massiah (1999,00 - Also #1)  
Rashaan Palmer (1995,96,97,98)  
Quinn Smith (1990,91)

## 10

Alejandro Vasquez (2021)  
Bobby Planutis (2020)  
Jaylen Adams (2015,16,17)  
Danny Farrell (2012,13,14)  
Tyler Relph (2006,07,08)  
Andy Smith (2004)  
Robert Cheeks (2000,01,02,03)  
Etienne Norris (1998)  
Daks Williams (1996)  
Rob Lanier (1987,88,89,90)  
Doug Turner (1983,84,85,86)  
Eric Hicks (1981)  
Jim Elenz (1977,78,79,80)  
Tim Flanagan (1973,74,75,76 - Also #32,54)  
Jim Wallace (1972,73)  
Paul Gryns (1969,70,71 - Also #52)  
Mike Kull (1967,68,69,70)  
Jim Breslin (1964)  
Orris Jirele (1960,61,62)  
Brendan McCann (1955,56,57 - Also #14)  
Ed Quinones (1953,54)  
Gene Black (1952,53,54,55 - Also #11)  
Mike Martone (1950,51)

## 11

Josh Bell (2021-)  
Alejandro Vasquez (2020)  
Courtney Stockard (2018,19)  
Xavier Smith (2014,15)  
Demetrius Conger (2009,10,11,12)  
Owen Maxwell (2008,09)  
Ivan Kovacevic (2006,07)  
Saulius Dumbliuskas (2002,03,05,06)  
Tim Winn (1997,98,99,00)  
Ryan Gallo (1994)  
Jim Ogle (1991,92)  
Kyle Anglin (1989,90)  
Albert Middleton (1985,86,87,88)  
Mark Jones (1980,81,82,83)  
Nick Urzetta (1976,77,78,79)  
Steve Hocker (1973,74,75)  
Jim Wallace (1971)  
Bill Kalbaugh (1968,69,70)  
Ed Ahearn (1966,67)  
Bob Barnek (1965)  
John Mahonchak (1962,63,64)  
John Connors (1956,57,58 - Also #23,33,34)  
John Durr (1956,57 - Also #18,21)  
Gene Black (1952,53,54,55 - Also #10)

## 12

Melkisedek Moreaux (2019)  
Denzel Gregg (2014,15,16,17)  
Zach Moore (2011)  
Tyler Benson (2006,07, 08,09)  
Ernest "J.R." Bremer (1999,00 - Also #2)  
Shandue McNeill (1994,95,96,97)  
Mike Weber (1991,92)  
Richard McCormick (1987,88)  
Alvin Lott (1984,85)  
Andy Moore (1982,83)  
Alfonza Jones (1978,79,80,81)

Jim Baron (1975,76,77)  
Bill Klepper (1971,72,73)  
Gene Fahey (1968,69,70)  
Ray Walsh (1967)  
Pat Monaghan (1963,64,65)  
John Ormsby (1961,62)  
Lee Fitzpatrick (1957,58,59 - Also #15)  
Don Newhook (1957,58,59 - Also #32)  
Mal Duff (1953,54,55)  
Don Solinsky (1950,51,52 - Also #31)

## 13

Ken Murray (1950)

## 14

Kip Alexander (1991)  
Bill Butler (1966,67,68)  
Bob Ulasewicz (1962,63,64)  
Tom Fitzmaurice (1960,61)  
Ken Fairfield (1957,58,59 - Also #25)  
Brendan McCann (1955,56,57 - Also #10)  
Jim Crough (1954,55,56)  
Paul Nolan (1951,52)  
Ed Krause (1950)

## 15

LaDarien Griffin (2016,17,18,19)  
Chris Dees (2014,15)  
Issa Skinner (2004)  
Kevin Houston (2001)  
Robert Blackwell, Jr. (1996,97)  
Elmer Anderson (1984,85,86,87)  
Michael Hunt (1982,83)  
Mark Spencer (1978,79,80,81)  
Bob Rozyczko (1974,75,76)  
Rich Murray (1972,73)  
Dale Tepas (1969,70,71)  
Paul Stappenbeck (1965,66,67)  
Lee Fitzpatrick (1957,58,59 - Also #12)  
Larry Weise (1956,57,58 - Also #20,23)  
Carl Saglimben (1953,54,55)  
Sam Urzetta (1950)

## 16

Jim Odell (1956,57 - Also #22)  
Bill McManus (1955)  
Leo Corkery (1951,52)

## 17

Bob Clark (1954,55,56)  
Bill Edwards (1951,52,53)

## 18

Mike Schrauth (1957,58,59 - Also #24)  
John Durr (1956,57 - Also #11,21)  
Bob Schalk (1953,54,55)

## 19

George Evans (1954,55,56)  
Mike Bednar (1953)  
Carl Saglimben (1952)  
Mike Bednar (1951)

**20**

Jason Lee (2018,19)  
Derrick Woods (2016)  
Matthias Runs (2013,14)  
Malcolm Eleby (2008,09)  
Brian Gibbs (2005)  
Patricio Prato (2000,01,02,03)  
Isaac King (1998,99)  
Antoine Wills (1996,97)  
Pieter Hemelaer (1991,92,93,94)  
Donald Burnett (1990)  
Tom Fitzgerald (1986,87,88)  
Vory Billups (1985)  
Eric Franz (1981,82,83)  
Lacey Fulmer (1979,80)  
Gary Gregory (1974,75)  
Bill Jenkins (1973 - Also # 54)  
Paul Hoffman (1970,71,72)  
Greg Gary (1969,70,71 - Also #23)  
John McLeod (1965,66,67)  
Barry Herbert (1962,63)  
Tom McHugh (1959,60,61)  
Larry Weise (1956,57,58 - Also #23,15)  
Bill Kenville (1951,52,53,54)

**21**

Osun Osunniyi (2019-)  
Izaiah Brockington (2018)  
Dion Wright (2013,14,15,16)  
Youssou Ndoye (2011 - also #35)  
Da'Quan Cook (2008,09 - also #43)  
Lounceny Kaba (2007)  
Cortez Sutton (2003,04)  
Caswell Cyrus (1997,98,99,00)  
Eric Crawford (1981,82)  
Shawn Waterman (1980)  
Dan Viglianco (1976,77,78,79 - Also #32)  
Dick Ulasewicz (1968)  
Roger Bauer (1965,66)  
John Durr (1956,57- Also #11,18)  
Gerry Schlee (1953,54,55,56)  
Owen Gorman (1950,51,52)

**22**

Sam Stith (1958,59,60)  
Jim Odell (1956,57- Also #16)  
Gerry Olshefski (1955,56,57- Also #23,31)  
Harry McEnroe (1953)  
Roger Davies (1951,52,53 - Also #24)  
Hugh O'Hara (1951)  
Frank Ready (1950)

**23**

Malik Lacewell (2020-)  
Jalen Poyser (2019)  
Andell Cumberbatch (2014,15)  
Chris Johnson (2011,12)  
Shane Hvizdzak (2007,08,09)  
Wade Dunston (2005,06)  
Maurice Young (2003,04)  
Nii Nelson-Richards (1992,93,94,95)  
Matt Passalacqua (1991)

Sam Graham (1986,87,88,89)  
Chris Chader (1984,85)  
Glenn Hagen (1975,76,77,78)  
Glenn Price (1972,73,74)  
Greg Gary (1969,70,71 - Also #20)  
John Connors (1956,57,58 - Also #11,33,34)  
Larry Weise (1956,57,58 - Also #15,20)  
Gerry Olshefski (1955,56,57- Also #31,22)  
Ed Madden (1954)  
Fred Diute (1950,51)

**24**

Jack Galatio (2017,18,19)  
Caleb McGuire (2016,17)  
Quentin Weinerman (2015)  
Matthew Wright (2011,12,13,14)  
Hillary Haley (2008)  
Jourdan Morris (2007)  
Patrick Lottin (2002,04,05,06)  
Bob Dziengeleski (1999,00,01)  
Kenny McFarland (1995,96,97)  
Garland Mance (1991,92,93,94)  
Darryl Farmer (1987,88 - also #34)  
Norman Clarke (1981,82,83,84)  
Bruno DeGiglio (1977,78,79,80)  
Pat Oliveto (1974,75,76)  
Mike Mayurnik (1971,72,73)  
Pete Wisniowski (1968,69,70)  
Art Wood (1963,64,65)  
Ed Petrovick (1960,61,62)  
Mike Schrauth (1957,58,59 - Also #18)  
Roger Davies (1951,52,53 - Also #22)

**25**

A.J. Hawkins (2006,07)  
Eric Mobley (1993,94)  
Barry Mungar (1982,83,84,85)  
Earl Belcher (1978,79,80,81)  
Essie Hollis (1974,75,76,77)  
Carl Jackson (1971,72,73)  
Ed Klimkowski (1969)  
George Carter (1965,66,67)  
Ken Fairfield (1957,58,59 -Also #14)  
Ernie Rokose (1955,56,57 - Also #41)  
Steve McGrover (1954)  
Bob Sassone (1951,52,53)

**30**

Greg Lewis (2004, 05)  
Jamil Terrell (2003)  
Eric Siegrist (2001,00)  
James Singleton (1995,96,97,98)  
Robert Palmer (1994)  
Jason Brower (1990,91,92,93)  
Mark Erb (1986,87,88)  
Elgin Riggins (1981,82)  
Brian West (1978,79,80)  
Randy St. John (1976)  
Mike O'Grady (1973,74,75)  
Tom Baldwin (1970,71,72)  
Jim Satalin (1966,68,69)  
John Alach (1965)

Bob Barnek (1963,64)  
Bob McCully (1960,61,62)  
Stan Koliander (1958,59)  
Cas Konin (1950)

**31**

Bob Lanier (1968,69,70)  
Gerry Olshefski (1955,56,57 - Also #22,23)  
Don Solinsky (1950,51,52 - Also #12)

**32**

Amadi Ikepeze (2017,18,19,20)  
Michael Davenport (2008,09,10,11 - Also #45)  
Isiah Carson (2005,06)  
James Hayden (1998,99,00,01)  
Khan El'Amin (1995)  
Ryan Glidden (1994)  
Per Vicklander (1993)  
Kenrick Hamilton (1990,91,92)  
Blaine Russell (1987)  
Rob Samuels (1982,83,84,85 - Also #35)  
Dan Viglianco (1976,77,78,79 - Also #21)  
Tim Flanagan (1973,74,75,76 - Also #10,54)  
Mike Rooney (1963)  
Tom Hannon (1960,61,62)  
Don Newhook (1957,58,59 - Also #12)  
Paul Nolan (1950)

**33**

Jalen Adaway (2021-)  
Josh Ayeni (2017,18)  
Marquise Simmons (2010,11,13,14)  
Matt Morgan (2008)  
Willie Morse (2005)  
Peter Van Paassen (1998,99,00,01)  
Chris Brower (1990,91)  
Myron Ray (1988,89)  
Darren Quinlan (1986,87)  
Michael Hunt (1984,85)  
Kerry Corbett (1983,84 - Also #55)  
Tim Waterman (1976,77,78,79)  
Howie Harrison (1973,74,75)  
Vic Thomas (1970,71,72)  
John Hayes (1967,68,69)  
Miles Aiken (1962,63)  
John Connors (1956,57,58 - Also #11,23,34)

**34**

Darryl Farmer (1987,88 - Also #24)  
Pat Rodgers (1980)  
Frank Satalin (1966)  
John Riley (1964,65,66 - Also #35,45)  
Whitey Martin (1959,60,61)  
John Connors (1956,57,58 - Also #23,33,11)

## 35

Justin Winston (2020)  
 Youssou Ndoye (2013,14,15 - Also #21)  
 Brett Roseboro (2009,10)  
 Andy Stinson (1999,00,01)  
 Sidney Shelton (1992,94,95,96)  
 Michael Burnett (1988,89,90,91)  
 Chris Chader (1987)  
 Barry Mungar (1986)  
 Tom Boney (1984,85,86,87- Also #50)  
 Jerry Beckles (1975)  
 Bill Moore (1973,74)  
 Matt Gantt (1970,71,72)  
 Jim Gagnier (1968)  
 Frank Satalin (1965,67)  
 John Riley (1964,65,66 - Also #34,45)

## 40

Jalen Shaw (2021)  
 Hamilton Rucker (2000)  
 Terrence Durham (1996,97,98,99)  
 Jeff Quackenbush (1992,93,94,95)  
 Bron Holland (1989)  
 Patrick Allen (1984,85,87,88)  
 Eric Stover (1980,81,82,83)  
 Jeff Hazard (1965,66,67)

## 41

Dave Fox (2006,07)  
 Yankuba Camara (2004,05)  
 Dan Aloï (1988,89)  
 Mike Sheehy (1983,84)  
 Dan Burns (1980,81,82)  
 Ernie Rokose (1955,56,57 - Also #25)

## 42

Tom Stith (1959,60,61)

## 43

Jean Yves Toupane (2013,14)  
 Da'quan Cook (2010,11 - Also #21)

## 44

Andrew Nicholson (2008,09,10,11)  
 Elton Ruddock (1999,00,01,02)  
 David Vanterpool (1992,93,94,95)  
 Rob Williams (1990,91)

Mike Wager (1985,86,87,88,89)  
 Rob Garbade (1982,83)  
 Tim Moran (1981)  
 Lloyd Praedel (1979,80)  
 Bill Connery (1958,60 - Also #54)

## 45

Jordan Tyson (2015,16)  
 Michael Davenport (2012 - Also #32)  
 Jake Houseknecht (2009,10,11)  
 Jerome Spellman (1995,96)  
 John Riley (1964,65,66 - Also #34,35)  
 Mike Joyce (1961,62,63)  
 Mike Connelley (1960)

## 50

D'Lancy Carter (2008,09)  
 James Williams (2007)  
 Marlon Miller (2002)  
 Jamie Moses (1996,97,98)  
 William Fernan (1995)  
 Shawn Abercrombie (1992,93)  
 Dan Putney (1989,90,91)  
 Tom Boney (1984,85,86,87 - Also #35)

## 51

Barry Atkinson (1975,76,77,78)

## 52

Orion Garo (2001,02)  
 Marc Schoone (1996,97)  
 John Benbrook (1981,82,83)  
 Delmar Harrod (1977,78,79,80)  
 Tom Harrison (1974,75,76)  
 Joe Sabol (1971,72,73)  
 Paul Gryns (1969,70,71 - Also #10)

## 53

Robert Smith (1992)  
 Greg Sanders (1975,76,77,78)  
 Wally Shafer (1972,73)

## 54

Paul Deibert (1988)  
 Tim Flanagan (1973,74,75,76 - Also #10,32)  
 Bill Jenkins (1973- Also #20)  
 Vince Martin (1967,68,69)  
 Fred Crawford (1961,63,64)  
 Mike Cavaliere (1958,59)  
 Bill Connery (1958,60 - Also #44)

## 55

Calvin Brown (2003)  
 Chris Lumsdon (1995,96,97,98)  
 Tobias Hauff (1991,92,93,94)  
 Lovell Doyle (1990)  
 Rocky Llewellyn (1986,87,88,89)  
 Kerry Corbett (1983,84 - Also #33)

1947 - 1951**13****KEN MURRAY JR.**

A West Orange, N.J., product, Murray, Jr. was one of the first basketball players to have his jersey retired (#13) at St. Bonaventure University.

He was an All-Little 3 selection for three years in which he totaled 1,090 points over that time and became St. Bonaventure University's first 1,000-Point player.

He was named Sporting News All-American (1949-50) and First Team Catholic All-American (1949-50).

After his time at St. Bonaventure, Murray went on to play for the Chicago Stags and was named the 1952 NBA Rookie of the Year. He also played for the Fort Wayne Pistons from 1953-54 and the Philadelphia Warriors in 1954-55.

1966 - 1968**14****BILL BUTLER**

A 6-foot-3 forward from Washington, D.C., Butler was known for his aggressive play and polish.

Bill Butler, AKA: Butts, was captain of the only St. Bonaventure team (1967-68) to go through a regular season undefeated that culminated in an NCAA Tournament berth.

Butler was selected to Look Magazine's All-District team that year after averaging 22.8 points and 9.2 rebounds per game.

He finished his career with 1,462 points and 650 rebounds, averaging more than 20 points per game over three seasons. He also scored 34 points during a victory over Canisius.

The Boston Celtics selected Butler in the 1968 NBA Draft.

He was later inducted into the St. Bonaventure Hall of Fame in 1969

1958 - 1961**42****TOM STITH**

The New York City native is the younger brother to Sam Stith. They are easily the most well-known basketball duo in St. Bonaventure history.

Tom Stith (#42), blossomed into a prolific scorer and was the Bonnies' first consensus All-American. A co-captain of the 1960-61 team, Stith had an almost unstoppable hook shot, and won more national attention for the program than any other player up to that time. At the time of his graduation, Tom set the all-time scoring record at St. Bonaventure with 2,052 points over his three years. That total has been surpassed three times, but twice it was by men who played four seasons. Tom still holds the St. Bonaventure record for field goals in a season with 327 and scoring average in a season at 31.5.

The honors he received included: Associated Press All-American (1959-60 and 1960-61); United Press International All-American (1959-60 and 1960-61); Look Magazine All-American (1960-61); Sporting News All-American (1959-60 and 1960-61); Coach and Athlete All-American (1960-61); Coach and Athlete Player of the Year (1960-61); Converse All-American (1959-60 and 1960-61); Helms Foundation All-American (1960-61); Catholic Digest All-American (1960-61); and ECAC All-East (1960-61).

After graduation, Tom went on to play for the New York Knicks in 1961-62. He was inducted into the SBU Hall of Fame in 1969.

1957 - 1960**22****SAM STITH**

The New York City native is the older brother to Tom Stith. Together, the Stith brothers helped boost St. Bonaventure basketball into the national spotlight.

Sam was the catalyst of the defense, who helped initiate the team's zone defense. He was the consummate "complete" player. Quick to steal the ball, he was the ultimate playmaker and team player.

When the game was on the line, he became the "Go To Guy," and he seldom disappointed. Stith totaled 1,112 points, 620 rebounds and shot 76.1 percent from the free-throw line. Captain of the 1959-60 team, his play was recognized when his jersey #22 was retired.

The 1959-60 season was perhaps the most magical for the Stiths. They combined to average an incredible 52 points per game – Sam at 20.5 and Tom at 31.5. The year culminated in a fourth-place finish in the NIT.

Together, the Stiths helped St. Bonaventure to three NIT berths and one NCAA Tournament bid over four years.

After graduation, Sam Stith went on to play for his hometown New York Knicks. He was inducted into the SBU Hall of Fame in 1969.

1958 - 1961**34****RONALD MARTIN**

A true point guard, "Whitey" Martin was a catalyst on St. Bonaventure's fine teams of the late 1950s and early 1960s, and is one of the original members of the men's basketball program's tradition of great guards.

He was the setup man for the Stith brothers and also tallied 796 points over his career.

Martin played on NIT teams his first two seasons and then was a co-captain of the school's first NCAA Tournament club in 1960-61.

Martin was named to the Associated Press All-American Honorable Mention Team and Catholic Colleges All-American Honorable Mention Team in 1961.

After graduating, Martin rejoined the Stiths, when the New York Knicks drafted him in 1961.

Martin was inducted into St. Bonaventure Hall of Fame in 1969.

**FRED CRAWFORD**

Crawford, a prolific scorer, established the St. Bonaventure University men's basketball scoring record for sophomores with 614 points in 1960-61, helping the Bonnies to the NCAA Tournament for the first time.

During his three years of varsity competition, Crawford totaled 1,738 points (22.5 per game). He served as captain during the 1962-63 season, and the year after tallied a remarkable 631 points during the 1963-64 campaign. Crawford averaged 26.3 points per game that year and earned All-East Honors.

Despite standing just 6-foot-4, Crawford averaged 10.2 rebounds per game for his career.

Crawford went on to play in the NBA for the Milwaukee Bucks, New York Knicks, Los Angeles Lakers, Buffalo Braves and Philadelphia 76ers.

1960 - 1964

**54**

**ESSIE HOLLIS**

An Erie, Pa., native, Hollis accumulated 1,905 career points, with the 1976-77 season being his best as he averaged 21.9 points per game in leading the Bonnies to the 1977 NIT Championship in his final season with the team.

Hollis enjoyed a tremendously successful career. When he retired, he ranked 5th in career points (1,798), and 2nd in career rebounds (939).

His 17.5 points per game average over his career, coupled with his career rebounding average of 8.9, merited his selection to the ECAC All-Star Team twice (1976, 1977). Hollis was the co-captain of the NIT Championship team and helped lead the team to 72 wins in his four-year career.

1974 - 1977

**25**

**EARL BELCHER**

The 6-foot-6 forward from Syracuse, N.Y., Belcher averaged 20 points per game over his four years with the team, a period in which the club registered 70 wins.

He graduated as the second all-time leading scorer in men's basketball with 2,077 points (1977-81), he finished his career 15th in rebounds (650), 3rd all-time in free-throw shooting percentage (.831) and tied for 6th in scoring average (19.9).

A member of the NCAA Tournament team (21-8) in 1978, he also played on the 1979 NIT team.

Since joining the Atlantic 10 Conference, Belcher is one of only two players to earn All-Conference First Team accolades twice in his career, in 1980 and 1981. Belcher also garnered the A-10 Player of the Year award in 1981.

He was inducted to the St. Bonaventure Hall of Fame in 1991. His jersey #25 is retired along with Essie Hollis.

1978 - 1981

**25**

**BOB LANIER**

Bob Lanier, the 6-foot-11 center with the famous size 22 shoe, led St. Bonaventure to new heights.

In 1967-68, Lanier's first varsity season, he and his teammates put together an undefeated regular season. The run lasted until the Second Round of the NCAA Tournament and a matchup with North Carolina. Still, St. Bonaventure finished 23-2. Lanier averaged 26.2 points and 15.6 rebounds per game.

His junior season, Lanier averaged 27.3 points and 15.5 rebounds per outing. In 1969-70, Lanier capped his career with an unparalleled year. Even while being double- and triple-teamed, Lanier averaged 29 points and 16 rebounds per game. Led by its dominant center, St. Bonaventure earned a No. 1 national ranking and made it to the NCAA Final Four. Unfortunately, the season ended in heartbreak as Lanier suffered a season-ending knee injury in the Regional Final game against Villanova.

A consensus All-American twice (1969, 1970), Lanier finished his career as the St. Bonaventure record holder in seven categories: career scoring (2,067 points); career rebounding (1,180); single-game scoring (51 points vs. Seton Hall); single-game rebounding (27 vs. Loyola, Md.); single-season rebounding (416); single-season shooting percentage (.586); and average rebounds in one season (16.0) in 1969-1970.

The first player chosen in the 1970 NBA Draft by the Detroit Pistons, Lanier won the NBA Rookie of the Year award and, despite nagging injuries, was an eight-time All-Star over 14 seasons with Detroit and Milwaukee. In 1992, he received the sport's highest honors when he was inducted into the Naismith Memorial Basketball Hall of Fame.

1966 - 1970

**31**

**ANDREW NICHOLSON**

A virtual unknown coming out of Father Goetz High School in Missasaugua, Ontario, Andrew Nicholson blossomed into the best player in the Atlantic 10 Conference and a first round NBA draft selection.

A 6-9 forward with a soft jump shot, ferocious shot-blocking skill and a knack for the dramatic, Nicholson made an immediate impression and was named the A-10 Rookie of the Year in 2009. He earned All-Conference honors each of the next three seasons and was chosen the A-10 Player of the Year and an AP honorable mention All-American as a senior in 2011-12 after he averaged 18.5 points, 8.4 rebounds and 2.2 blocks per game. In March 2012, he led the Bonnies to their first A-10 Championship and first NCAA Tournament appearance since 2000. Nicholson is St. Bonaventure's No. 2 all-time leading scorer with 2,103 points, and his 887 rebounds stand fourth all-time. In June of 2012, the Orlando Magic selected Nicholson with the 19th pick of the first round of the NBA Draft. His number 44 was retired at St. Bonaventure on Feb. 22, 2014.

2008 - 2012

**44**

**Total Appearances: 8**  
**Record: 7-10**

<b>YEAR</b>	<b>SEED</b>	<b>DATE</b>	<b>OPPONENT</b>	<b>SITE</b>	<b>RESULT</b>
<b>2021 (Automatic berth)</b>					
	9	3/20/21	LSU	Bloomington, IN	L 76-61
<b>2018 (At-Large)</b>					
	First 4	3/13/18	UCLA	Dayton, OH	W 65-58
		3/15/18	Florida	Dallas, TX	L 77-62
<b>2012 (Automatic berth)</b>					
	14	3/16/12	Florida State	Nashville, TN	L 66-63
<b>2000 (At-Large)</b>					
	12	3/16/00	Kentucky	Cleveland, OH	L 85-80 (20T)
<b>1978 (Automatic berth)</b>					
	2L	3/12/78	Penn	Philadelphia, PA	L 92-83
<b>1970 (At-Large)</b>					
		3/8/70	Davidson	Queens, NY	W 85-72
		3/12/70	N.C. State	Charlotte, NC	W 80-68
		3/16/70	Villanova	Charlotte, NC	W 97-74
		3/20/70	Jacksonville	College Park, MD	L 91-83
		3/22/70	New Mexico State	College Park, MD	L 79-73
<b>1968 (At-Large)</b>					
		3/10/68	Boston College	Kingston, RI	W 102-93
		3/15/68	North Carolina	Raleigh, NC	L 91-72
		3/17/68	Columbia	Raleigh, NC	L 95-75
<b>1961 (At-Large)</b>					
		3/14/61	Rhode Island	Charlotte, NC	W 86-76
		3/17/61	Wake Forest	Charlotte, NC	L 78-73
		3/19/61	Princeton	Charlotte, NC	W 85-67

### St. Bonaventure's Single-Game NCAA Tournament Records

#### Points

34	Bill Butler (3/10/68 vs. Boston College)
	Fred Crawford (3/14/61 vs. Rhode Island)
32	Bob Lanier (3/10/68 vs. Boston College)
30	Greg Sanders (3/12/78 vs. Penn)
26	Courtney Stockard (3/13/18 vs. UCLA)

#### Rebounds

19	Bob Lanier (3/12/70 vs. NC State)
18	Caswell Cyrus (3/16/2000 vs. Kentucky)
	Matt Gantt (3/16/70 vs. Villanova)

#### Assists

10	Tim Winn (3/16/2000 vs. Kentucky)
7	Charlon Kloof (3/16/12 vs. Florida State)
	Sam Urzetta (3/12/78 vs. Penn)

#### Three-Point Field Goals

4	Andrew Nicholson (3/16/2012 vs. Florida State)
4	Patricio Prato (3/16/00 vs. Kentucky)
3	J.R. Bremer (3/16/00 vs. Kentucky)



**St. Bonaventure's NIT Appearances (16)**

1951, 1952, 1957, 1958, 1959, 1960, 1964, 1971,  
1977, 1979, 1983, 1995, 1998, 2001, 2002, 2016

**Best NIT Finish**

1977 - Champion

**NIT Single-Game Records**

**Points**

40	Greg Sanders	3/20/77 vs. Houston
33	Earl Belcher	3/8/79 vs. Alabama
30	Greg Sanders	3/15/77 vs. Oregon
	Miles Aiken	3/15/64 vs. Army
29	J.R. Bremer	3/13/02 vs. Syracuse

**Rebounds**

16	Tim Waterman	3/8/79 vs. Alabama
	Tim Waterman	3/10/77 vs. Rutgers

**Fields Goals**

14	Greg Sanders	3/20/77 vs. Houston
12	Earl Belcher	3/8/79 vs. Alabama
	Essie Hollis	3/10/77 vs. Rutgers
11	Greg Sanders	3/15/77 vs. Oregon

**Free Throws**

12	Greg Sanders	3/20/77 vs. Houston
	Glenn Hagan	3/17/97 vs. Villanova
	Greg Gary	3/27/71 vs. Duke

**Three-Point Field Goals**


6	J.R. Bremer	3/14/01 vs. Pittsburgh
---	-------------	------------------------

**Assists**

8	Shandue McNeil	3/16/95 vs. Southern Mississippi
	Jim Baron	3/17/97 vs. Villanova
7	Shandue McNeil	3/20/05 vs. Marquette
	Lacey Fulmer	3/8/79 vs. Alabama

**Steals**

12	Greg Sanders	3/10/77 vs. Rutgers
5	Nii Nelson-Richards	3/16/95 vs. Southern Mississippi
	Mark Jones	3/16/83 vs. Iona



## A-10 Tournament Results by Seed and Round

**Record As Higher Seed:** .....17-6

**Record As Lower Seed:**.....9-28

**Records By Round:**

Opening/2nd Round .....10-10

Quarterfinals.....10-17

Semifinals .....5-4

Finals.....2-3

**All-Tournament Selections**

- 1982 Mark Jones, JR - 20.5 points per game, 5.0 rebounds
- 1984 Alvin Lott, FR - 14.3 points per game, 2.8 rebounds
- 2000 Tim Winn, SR - 13.0 points per game, 2.3 rebounds
- 2012 Demetrius Conger, JR - 11.7 points, 6.7 rebounds
- 2012 Andrew Nicholson, SR - 23.3 points, 10 rebounds  
*(Nicholson named Tournament MVP)*
- 2018 Matt Mobley, SR - 23.0 points, 3.0 rebounds
- 2019 Kyle Lofton, FR - 16.3 points, 2.7 rebounds
- 2021 Osun Osunniyi, JR - 13.3 points, 10.3 rebounds, 13 blocks  
Kyle Lofton, JR - 15.3 points, 6.7 rebounds, 5.7 assists  
Jalen Adaway, JR - 13.0 points, 6.0 rebounds  
*(Osunniyi named Tournament MVP)*

## Bonnies' A-10 Tournament Single-Game Records

**Points**

- 32 Marcus Posley, 3/11/16 vs. Davidson  
Dion Wright, 3/11/16 vs. Davidson
- 30 Andrew Nicholson, 3/8/11 vs. La Salle
- 29 Matt Mobley, 3/9/18 vs. Richmond
- 28 Chris Matthews, 3/9/10 vs. Duquesne  
Earl Belcher, 2/26/80 vs. Rutgers)
- 26 Marcus Posley, 3/13/15 vs. Dayton  
Andrew Nicholson, 3/11/12 vs. Xavier  
Harry Moore, 3/7/93 vs. UMass  
Michael Burnett, 3/2/91 vs. West Virginia
- 25 Andrew Nicholson, 3/9/12 vs. Saint Joseph's  
Andrew Nicholson, 3/9/10 vs. Duquesne

**Field Goals**

- 14 Dion Wright, 3/11/16 vs. Davidson
- 13 Marcus Posley, 3/11/16 vs. Davidson
- 12 Earl Belcher, 2/26/80 vs. Rutgers

**Three-Pointers**

- 9 Matt Mobley, 3/9/18 vs. Richmond

**Free Throws**

- 13 David Vanterpool, 3/6/95 vs. Saint Joseph's  
Rashaan Palmer, 3/7/96 vs. UMass
- 12 Harry Moore, 3/7/92 vs. Rutgers  
Mike Sheehey, 3/9/83 vs. George Washington

**Rebounds**

- 15 Dion Wright, 3/11/16 vs. Davidson  
Denzel Gregg, 3/12/15 vs. Saint Joseph's
- 14 Osun Osunniyi, 3/5/21 vs. Duquesne  
Andrew Nicholson, 3/14/14 vs. Saint Louis

**Assists**

- 9 Shandue McNeil, 3/5/94 vs. Saint Joseph's  
Marques Green, 3/6/02 vs. Duquesne
- 8 Jaylen Adams, 3/10/18 vs. Davidson

**Blocks**

- 8 Andrew Nicholson, 3/11/12 vs. Xavier
- 7 Osun Osunniyi, 3/6/21 vs. Saint Louis

## 37 Appearances | Record: 26-34

### Two Championships (2012, 2021)

YEAR	ROUND	OPPONENT	RESULT
2021	Quarterfinals:	Duquesne	W, 75-59
	Semifinals:	Saint Louis	W, 71-53
	Final:	VCU	W, 74-65
2020	<i>No Tournament (Canceled due to Covid-19)</i>		N/A
2019	Quarterfinals:	George Mason	W, 68-57
	Semifinals:	Rhode Island	W, 68-51
	Final:	Saint Louis	L, 55-53
2018	Quarterfinals:	Richmond	W, 83-77
	Semifinals	Davidson	L, 82-70
2017	Second Round:	Massachusetts	W, 73-60
	Quarterfinals:	Rhode Island	L, 74-63
2016	Quarterfinals:	Davidson	L, 90-86 OT
2015	Second Round:	Saint Joseph's	W, 60-49
	Quarterfinals:	Dayton	L, 75-71
2014	Second Round:	La Salle	W, 82-72
	Quarterfinals:	#18 Saint Louis	W, 71-68
	Semifinals:	Saint Joseph's	L, 67-48
2013	Did not qualify		
2012	Quarterfinals:	Saint Joseph's	W, 78-71
	Semifinals:	Massachusetts	W, 84-80
	Final:	Xavier	W, 67-56
2011	Opening Round:	La Salle	L, 75-73 (20T)
2010	Opening Round:	Duquesne	W, 83-71
	Quarterfinals:	Temple	L, 69-51
2009	Opening Round:	Richmond	L, 65-49
2006-08	Did not qualify		
2005	Opening Round:	Dayton	L, 78-48
2004	Opening Round:	Xavier	L, 90-64
2003	Ineligible		
2002	Opening Round:	Duquesne	W, 81-66
	Quarterfinals:	Richmond	L, 78-69
2001	Quarterfinals:	Massachusetts	L, 79-58
	Quarterfinals:	Xavier	W, 72-69
2000	Semifinals:	Dayton	W, 72-69
	Final:	Temple	L, 65-44
1999	Opening Round:	Dayton	L, 70-69 (OT)
1998	Opening Round:	Duquesne	W, 75-62
	Quarterfinals:	Xavier	L, 68-44
1997	Opening Round:	Dayton	W, 81-75
	Quarterfinals:	Saint Joseph's	L, 75-59
1996	First Round:	Dayton	W, 72-60
	Quarterfinals:	Massachusetts	L, 69-56
1995	Quarterfinals:	Saint Joseph's	L, 84-78 (20T)
	Quarterfinals:	Saint Joseph's	L, 94-83
1993	Quarterfinals:	Massachusetts	L, 75-62
1992	First Round:	Rutgers	L, 93-72
1991	First Round:	West Virginia	L, 93-86
1990	First Round:	George Washington	L, 85-77
1989	Quarterfinals:	Rutgers	L, 100-67
1988	Quarterfinals:	West Virginia	L, 57-40
1987	First Round:	Duquesne	L, 82-65
1986	Quarterfinals:	Duquesne	L, 71-67
1985	First Round:	Rhode Island	W, 60-55
	Quarterfinals:	Temple	L, 67-56
1984	First Round:	Penn State	W, 71-57
	Quarterfinals:	Saint Joseph's	W, 68-67
	Semifinals:	George Washington	W, 81-75
1983	Final:	West Virginia	L, 59-56
	West Semifinals:	George Washington	W, 77-67
1982	Semifinals:	West Virginia	L, 86-62
	Quarterfinals:	George Washington	W, 69-66
1981	Semifinals:	West Virginia	L, 80-65
	Quarterfinals:	West Virginia	L, 64-62

### 1949 NCIT 1<sup>st</sup> Round

March 20, 1949

Gonzaga 47

St. Bonaventure 43

ST. BONA	FG	F	PTS
Murray	5	5	15
Iacovino	1	0	2
Donovan	1	2	4
Diute	4	0	8
Corkery	1	0	2
Urzetta	0	1	1
Walsh	0	0	0
Krause	2	3	7
Ready	1	3	4
Totals	15	18	43

GONZAGA	FG	F	PTS
Evans	7	3	17
Jack Brasch	0	4	4
Joe Brasch	0	0	0
Walter	4	3	11
Curran	4	4	12
Sweeney	1	1	3
Totals	16	15	47

HALFTIME: 22-17, Gonzaga

### 1951 NIT 2<sup>nd</sup> Round

March 12, 1951

St. John's 60

St. Bonaventure 58

ST. BONA	FG	F	PTS
Diute	2	2	6
Kenville	3	1	7
Gorman	1	2	4
Sassone	3	11	17
Solinsky	3	3	9
Edwards	1	2	4
Bednair	0	1	1
Corkery	1	3	5
Nolan	2	1	5
Totals	16	26	58

ST. JOHN'S	FG	F	PTS
McMahon	5	1	11
Dombrosky	5	0	10
Zawoluk	8	8	24
McGuire	2	1	5
MacGilvray	0	0	0
Mulzoff	3	1	7
McAndrew	0	0	0
Giancontier	0	1	1
Nooban	1	0	2
Dunn	0	0	0
Totals	24	12	60

HALFTIME: 32-22, St. Bonaventure

### 1951 NIT 1<sup>st</sup> Round

MARCH 11, 1951

ST. Bonaventure 70

Cincinnati 67 (2OT)

ST. BONA	FG	F	PTS
Kenville	2	2	6
Davies	0	0	0
Gorman	1	1	3
Edwards	0	2	2
Corkery	1	4	6
Diute	4	4	12
Sassone	4	10	18
Bednar	5	1	11
Solinsky	1	1	3
Nolan	4	1	9
Totals	22	26	70

CINCINNATI	FG	F	PTS
Luchi	5	5	15
Osterman	4	1	9
Metzer	2	0	4
Monk	0	3	3
Holstein	4	6	14
Welmer	1	0	2
Trabert	1	0	2
Rain	1	3	5
Frith	3	5	11
Hundemer	1	0	2
Totals	23	23	67

HALFTIME: 30-24, Cincinnati

### 1952 NIT 1<sup>st</sup> Round

March 13, 1952

St. Bonaventure 70

Western Kentucky 69

ST. BONA	FG	F	PTS
Corkery	4	1	9
Black	0	0	0
Kenville	2	5	9
Davies	2	2	6
Edwards	4	2	10
Gorman	1	1	3
Sassone	5	7	17
Nolan	2	0	4
Solinsky	4	4	12
Totals	24	22	70

W. Kentucky	FG	F	PTS
Smith	5	7	17
Cole	1	1	3
Vest	1	0	2
Spolestra	5	0	10
Greer	6	0	12
Rhodes	5	5	15
King	2	0	4
White	2	0	4
Hutchens	0	0	0
Beard	0	0	0
Whitsell	0	0	0
Totals	28	13	69

HALFTIME: 46-36, St. Bonaventure

# Postseason Game Boxscores



1952 NIT 2<sup>nd</sup> Round  
 March 20, 1952  
 Dayton 69  
 St. Bonaventure 62

ST. BONA	FG	F	PTS
Corkery	3	1	7
Kenville	9	4	22
Gorman	1	0	2
Davies	3	0	6
Saglimben	0	0	0
Edwards	0	0	0
Sassone	3	6	12
Solinsky	2	3	7
Nolan	2	2	6
Totals	23	16	62

DAYTON	FG	F	PTS
Grigsby	3	6	12
Horan	4	1	9
Paxson	2	5	9
Meineke	9	7	25
Norris	2	2	6
Boyle	2	1	5
Sallee	1	1	3
Joseph	0	0	0
Harris	0	0	0
Totals	23	23	69

HALFTIME: 23-15, St. Bonaventure

1957 NIT 1<sup>st</sup> Round  
 March 17, 1957  
 St. Bonaventure 90  
 Cincinnati 72

ST. BONA	FG	F	PTS
McCann	3	11	17
Fairfield	5	0	10
Olshefski	3	1	7
Newhook	2	5	9
Weise	4	8	16
Cavaliere	3	0	6
Schrauth	6	4	16
Connors	2	4	8
Durr	0	0	0
Fitzpatrick	0	1	1
Odell	0	0	0
Totals	28	34	90

Cincinnati	FG	F	PTS
Stevens	3	1	7
Men'hall	1	3	5
Dierking	5	1	21
Nimmo	4	4	12
Gumbert	5	3	13
Whitaker	1	0	2
Cetrone	0	0	0
Hood	1	1	3
Apke	1	3	5
Heckman	1	0	2
Tenwick	1	0	2
Totals	23	26	72

HALFTIME: 46-36, St. Bonaventure

1952 NIT 3<sup>rd</sup> Round  
 March 20, 1952  
 St. Bonaventure 48  
 Duquesne 31

ST. BONA	FG	F	PTS
Corkery	7	2	16
Kenville	4	11	19
Davies	1	0	2
Saglimben	0	0	0
Edwards	0	0	0
Gorman	0	3	3
Sassone	1	4	6
Solinsky	1	0	2
Nolan	0	0	0
Black	0	0	0
Totals	23	32	78

Duquesne	FG	F	PTS
Kennedy	2	0	4
Ricketts	0	2	2
Cerra	0	0	0
Johnson	0	0	0
Nosworthy	1	0	2
Goldsberg	0	0	0
Tucker	3	5	11
Garay	1	1	3
Dambrot	4	0	8
Bur'z'wksi	0	0	0
Totals	11	9	31

1957 NIT 2<sup>nd</sup> Round  
 March 18, 1957  
 St. Bonaventure 85  
 Seattle 68

ST. BONA	FG	F	PTS
McCann	2	9	13
Fairfield	0	0	0
Olshefski	1	4	6
Newhook	5	4	14
Weise	8	0	16
Cavaliere	5	1	11
Schrauth	7	1	15
Connors	4	2	10
Durr	0	0	0
Fitzpatrick	0	0	0
Odell	0	0	0
Totals	32	21	85

SEATTLE	FG	F	PTS
Baylor	9	5	23
Humphries	1	6	8
Stricklin	6	8	20
Parentl	1	0	2
Saunders	3	0	6
Harney	0	0	0
Murphy	1	3	5
Miller	2	0	4
Markey	0	0	0
Wall	0	0	0
Totals	23	22	68

HALFTIME: 45-37, St. Bonaventure

1957 NIT 3<sup>rd</sup> Round  
 March 21, 1957  
 Memphis State 80  
 St. Bonaventure 78 (OT)

ST. BONA	FG	F	PTS
McCann	4	16	14
Fairfield	4	10	18
Olshefski	3	2	8
Cavaliere	4	1	9
Connors	2	4	8
Weise	4	1	9
Newhook	0	0	0
Schrauth	2	3	7
Totals	23	32	78

MEMPHIS ST.	FG	F	PTS
Wilfong	9	11	29
Ragan	1	0	2
Hockaday	1	0	2
Arnold	7	6	20
Butcher	6	0	12
Swander	5	5	15
Hays	0	0	0
Totals	29	22	80

HALFTIME: 37-29, St. Bonaventure

1958 NIT 1<sup>st</sup> Round  
 March 16, 1958  
 St. Bonaventure 79  
 St. Joseph's 55

ST. BONA	FG	FT	R	PTS
Fairfield	5-11	0-1	3	10
Stith	6-8	2-3	4	14
Connors	8-14	4-8	9	20
Newhook	1-7	6-7	7	8
Weise	2-6	4-9	6	8
Schrauth	3-8	5-6	2	11
Cavaliere	2-5	4-6	4	8
Totals	27-59	25-40	44	79

St. Joseph's	FG	FT	R	PTS
Reilly	3-6	2-2	4	8
Spratt	1-3	1-2	3	3
Clarke	5-11	2-2	11	12
McNeill	4-9	3-4	5	11
Gallo	7-14	8-10	4	22
Hoffacker	4-5	1-1	2	9
Savage	0-1	2-2	1	2
Coolican	0-1	0-0	2	0
Murphy	3-8	2-4	2	8
Cooke	0-1	0-0	0	0
Totals	27-59	21-27	42	75

HALFTIME: 38-30, St. Bonaventure

1957 NIT 4<sup>th</sup> Round  
 March 24, 1957  
 Temple 67  
 St. Bonaventure 50

ST. BONA	FG	F	PTS
McCann	5	0	10
Fairfield	4	4	12
Fitzpatrick	0	0	0
Durr	0	0	0
Olshefski	4	3	11
Cavaliere	2	5	9
Connors	1	2	4
Weise	2	0	4
Odell	0	0	0
Totals	18	14	50

TEMPLE	FG	F	PTS
Norman	2	7	11
Fleming	0	4	4
Smith	1	0	2
Franklin	6	3	15
Rodgers	8	5	21
Brodsky	4	3	11
Goldstein	0	3	3
Totals	21	25	67

HALFTIME: 34-29, Temple

1958 NIT 2<sup>nd</sup> Round  
 March 20, 1958  
 Xavier 72  
 St. Bonaventure 53

ST. BONA	FG	FT	R	PTS
Fairfield	2-9	0-1	5	4
Stith	1-11	2-3	5	5
Connor	7-11	2-5	8	16
Newhook	1-11	1-4	4	3
Weise	5-11	2-4	5	13
Schrauth	1-11	2-2	5	4
Cavaliere	3-8	2-3	4	8
Fitzpatrick	0-1	0-0	0	0
Koliander	0-0	1-2	2	1
Connery	0-2	0-0	1	0
Totals	20-75	3-24	47	53

Xavier	FG	FT	R	PTS
Viviano	2-6	4-4	8	8
Olderding	2-5	2-4	11	6
Tartaron	5-7	0-2	9	10
Stein	11-21	5-7	6	7
Castelle	1-4	0-1	3	2
Pyontek	2-2	2-2	8	6
Gundrum	2-4	-3	0	6
Janott	1-1	0-1	0	2
Middendorf	0-1	0-0	1	0
Courchaine	0-0	0-0	1	0
Totals	26-53	16-26	54	72

HALFTIME: 41-29, Xavier

# Postseason Game Boxscores



## 1958 NIT 3rd Round

March 23, 1958

St. Bonaventure 84

St. John's 69

ST. BONA	FG	FT	R	PTS
Fairfield	10-18	4-5	4	24
Stith	1-4	2-3	1	4
Connors	3-6	7-8	3	13
Newhook	3-11	1-1	3	7
Weise	7-14	2-3	3	16
Cavaliere	1-1	0-0	0	2
Schrauth	6-13	3-3	5	15
Fitzpatrick	0-2	0-0	0	0
Koliander	1-3	1-4	4	3
Connery	0-0	0-0	0	0
Totals	32-72	20-30	32	84

St. John's	FG	FT	R	PTS
Ryan	3-6	2-3	6	6
Engert	0-5	2-3	9	2
Roethel	3-6	1-1	12	7
Seiden	6-15	7-9	6	19
Alfieri	1-5	4-5	1	6
Kirwan	10-17	1-1	5	21
Durkin	0-0	0-0	2	0
PeDone	1-1	0-0	1	2
Bellobound	0-1	0-0	1	0
LaMotte	2-5	0-0	4	4
Totals	26-61	17-22	46	69

## 1960 NIT 1st Round

March 13, 1960

St. Bonaventure 94

Holy Cross 81

ST. BONA	FG	FT	PTS
Hannon	0	0	0
S. Stith	12	3	27
T. Stith	9	7	25
Martin	8	3	19
Jirele	4	1	9
Connery	5	4	14
Totals	38	18	94

Holy Cross	FG	FT	PTS
Foley	16	4	36
Connors	0	0	0
Brandt	7	1	15
Blaney	8	1	17
Shea	3	3	9
Attar	0	0	0
Thompson	0	0	0
McClory	1	0	2
Canavan	1	0	2
Totals	36	9	81

HALFTIME: 41-41

## 1959 NIT 1st Round

March 15, 1959

St. John's 82

St. Bonaventure 74

ST. BONA	FG	FT	R	PF	PTS
Cavaliere	13-9	1-1	15	1	4
Fairfield	5-11	3-5	6	5	13
T. Stith	5-14	0-0	3	3	10
S. Stith	8-16	6-6	3	3	22
Newhook	5-13	5-5	3	3	15
Martin	2-6	0-0	4	3	4
Schrauth	0-1	1-1	0	4	1
Fitzpatrick	1-2	0-1	0	0	2
McHugh	0-0	0-0	0	0	0
Kollander	0-0	0-0	0	0	0
Totals	29-72	15-19	31	25	74

St. John's	FG	FT	R	PF	PTS
Engert	2-4	9-12	6	2	13
Jackson	12-17	3-4	6	1	27
Roethel	4-8	4-4	11	4	12
Seiden	3-14	15-16	4	2	21
Alfieri	3-7	3-4	1	3	7
Pedone	0-0	0-0	2	2	0
Durkin	0-0	0-0	0	0	0
Daley	1-1	0-0	1	0	2
Dellacave	0-0	0-0	0	0	0
Genirs	0-0	0-0	0	0	0
Totals	24-51	34-40	47	14	82

HALFTIME: 46-35, St. John's

## 1960 NIT 2nd Round

March 15, 1960

St. Bonaventure 106

St. John's 71

ST. BONA	FG	FT	PTS
Martin	8	2-4	18
Hannon	2	0-0	4
T. Stith	7	12-16	26
S. Stith	17	3-4	37
Jirele	3	2-3	8
Fitzmaurice	0	2-4	2
McHugh	1	0-0	2
McCully	2	0-0	4
Petrovick	0	1-2	1
Connolly	1	0-0	2
Connery	1	0-0	2
Totals	42	22-33	106

St. John's	FG	FT	PTS
Pascal	1	4-5	6
Jackson	6	6-8	18
Ellis	7	3-4	17
Kovak	0	0-0	0
Pedone	4	0-1	8
Larranaga	1	0-0	2
O'Hara	1	2-2	4
Goldy	1	0-1	0
Hall	1	6-7	8
Marozas	0	2-3	2
Edelman	2	2-4	6
Totals	3	25-35	71

HALFTIME: 53-33 St. Bonaventure

### 1960 NIT 3rd Round

March 17, 1960

Bradley 82

St. Bonaventure 71

ST. BONA	FG	FT	PTS
Martin	2	1	5
Hannon	0	0	0
T. Stith	14	6	34
S. Stith	10	0	20
Jirele	2	0	4
Connolly	0	0	0
Connery	3	2	8
Totals	31	9	71

Bradley	FG	FT	PTS
Smith	4	3	11
Wodka	4	1	9
Walker	12	3	27
Saunders	3	1	7
Owens	2	2	6
Herndon	9	4	22
Granby	0	0	0
Edwards	0	0	0
Tiemann	0	0	0
Totals	34	14	82

HALFTIME: 40-34, Bradley

### 1961 NCAA 1st Round

March 14 • Madison Square Garden

St. Bonaventure 86

Rhode Island 76

ST. BONA	FG	FT	R	F	PTS
Crawford	16-29	2-3	16	4	34
Stith	11-23	7-9	7	0	29
McCully	2-6	2-5	11	4	6
Martin	8-17	1-1	12	4	17
Jirele	0-0	0-0	5	0	0
Fitzmaurice	0-2	0-4	2	0	0
Hannon	0-1	0-0	1	4	0
Herbert	0-3	0-0	2	2	0
Totals	37-81	12-18	62	15	86

Rhode Island	FG	FT	R	F	PTS
Lee	8-22	5-5	9	1	21
Ricereto	2-13	2-3	6	3	6
Koenig	3-10	3-3	11	5	9
Multer	9-17	5-5	8	3	23
Schachter	6-11	0-2	5	0	12
Weiss	1-6	1-2	2	1	3
Stenhouse	0-0	0-0	0	0	0
Smith	0-1	0-0	2	0	0
Logan	1-2	0-0	0	0	2
Totals	30-82	16-20	45	13	76

HALFTIME: 48-33 St. Bonaventure

### 1960 NIT Consolation

March 19, 1960

Utah State 99

St. Bonaventure 83

ST. BONA	FG	FT	R	PF	PTS
Martin	2-7	0-1	8	4	4
Connery	-5	2-2	3	3	6
T. Stith	11-22	7-9	11	4	29
S. Stith	8-16	3-4	6	1	19
Jirele	0-3	0-0	0	4	0
Petrovick	4-12	2-3	5	4	10
Hannon	4-6	3-4	2	0	11
Connolly	0-1	0-0	1	0	0
McHugh	1-2	2-2	1	0	4
McCully	0-1	0-0	0	0	0
Fitzmaurice	0-0	0-0	0	0	0
Totals	32-75	19-25	44	21	83

Utah State	FG	FT	R	PF	PTS
Green	9-21	8-11	12	5	26
Schofield	13-22	6-9	17	4	32
Wilbon	7-10	0-1	12	5	14
Perry	4-17	5-6	6	3	13
Cullimore	0-2	0-0	1	1	0
Worthen	6-10	0-1	9	2	12
Walker	0-1	0-0	0	0	0
Hull	0-0	2-2	0	0	2
Mich'l	0-1	0-0	0	0	0
Watts	0-0	0-0	0	0	0
Totals	39-84	21-30	62	20	99

HALFTIME: 41-38, Utah State

### 1961 NCAA 2nd Round

March 17 • Charlotte, NC

Wake Forest 78

St. Bonaventure 73

ST. BONA	FG	FT	R	F	PTS
Jirele	2-4	1-1	3	4	5
McCully	1-7	2-6	8	2	4
Martin	3-10	1-1	6	5	7
Stith	8-21	13-16	12	2	29
Crawford	9-20	1-6	10	5	19
Fitzmaurice	1-2	3-4	3	5	5
Hannon	2-3	0-0	4	1	4
Totals	26-67	21-34	47	24	73

Wake Forest	FG	FT	R	F	PTS
Hart	5-11	0-1	2	2	10
Hull	3-5	0-0	0	3	7
Wiedeman	4-14	6-9	7	4	14
Chappell	7-20	0-12	15	4	24
Kochler	1-1	0-0	0	1	2
Woollard	-4	6-7	11	4	10
McCoy	1-4	3-4	4	0	5
Totals	26-67	26-34	56	12	78

HALFTIME: 42-36 Wake Forest

# Postseason Game Boxscores



1961 NCAA 3rd Round (Consolation)  
 March 19 • Charlotte, NC  
 St. Bonaventure 85  
 Princeton 67

ST. BONA	FG	FT	R	F	PTS
Jirele	5-7	1-1	2	1	11
McCully	2-4	0-0	9	4	4
Martin	5-9	0-0	4	2	10
Stith	10-17	9-11	5	1	29
Crawford	7-14	2-3	7	3	16
Hannon	7-12	1-4	6	2	15
Fitzmaurice	0-1	0-0	0	1	0
Herbert	0-3	0-0	0	1	0
Petrovick	0-0	0-0	0	0	0
Ormsby	0-1	0-0	0	0	0
<b>Totals</b>	<b>36-68</b>	<b>13-19</b>	<b>41</b>	<b>15</b>	<b>85</b>

Princeton	FG	FT	R	F	PTS
Cambell	11-2	2-2	2	1	24
A. Hyland	5-12	3-3	3	2	13
Burton	3-7	1-1	6	3	7
Kaemmerion	4-11	5-5	18	2	13
Whitehouse	3-8	1-4	4	2	7
Higgins	0-2	1-2	1	1	1
Adams	1-2	0-1	2	2	2
D. Hyland	0-0	0-0	0	0	0
<b>Totals</b>	<b>7-67</b>	<b>13-18</b>	<b>42</b>	<b>13</b>	<b>67</b>

HALFTIME: 54-25 St. Bonaventure

2nd Round March 10 • Freedom Hall  
 Xavier 89  
 St. Bonaventure 75

ST. BONA	FG	FT	R	F	PTS
Crawford	11-28	3-3	8	3	25
Barnek	1-6	0-0	2	5	2
Herbert	5-10	4-4	7	2	14
Mahonchak	8-14	4-4	9	4	20
Joyce	1-2	0-0	1	0	2
Wood	1-4	2-6	4	4	4
Rooney	4-9	0-0	2	3	8
<b>Totals</b>	<b>1-73</b>	<b>13-17</b>	<b>42</b>	<b>21</b>	<b>75</b>

Xavier	FG	FT	R	F	PTS
Geiger	6-12	4-6	0	0	16
Hollenstein	2-4	3-4	2	3	7
Pelkington	6-13	1-3	13	4	13
McNeil	4-10	2-3	7	1	10
Thomas	14-23	6-9	4	3	34
Freppon	1-5	0-0	0	1	2
McDermott	3-6	1-1	6	1	7
<b>Totals</b>	<b>36-73</b>	<b>17-26</b>	<b>50</b>	<b>13</b>	<b>89</b>

HALFTIME: 45-33 Xavier

1963 NCIT 1st Round  
 March 8 • Freedom Hall- Louisville, KY  
 St. Bonaventure 76  
 Regis 75

ST. BONA	FG	FT	R	F	PTS
Crawford	14-23	1-2	9	0	29
Barnek	1-6	1-3	4	5	3
Herbert	6-11	4-9	10	4	16
Mahonchak	6-14	2-5	6	3	14
Joyce	3-8	1-1	1	2	7
Wood	2-4	1-3	4	1	5
Hudson	0-0	0-0	0	0	0
Rooney	1-1	0-0	1	0	2
<b>Totals</b>	<b>33-67</b>	<b>10-23</b>	<b>39</b>	<b>15</b>	<b>76</b>

Regis	FG	FT	R	F	PTS
Stout	6-18	2-4	11	3	14
Rapp	0-1	2-2	2	2	2
Walker	9-1	53-4	11	5	21
Whalen	0-2	0-0	2	1	0
Sullivan	4-8	3-4	6	3	11
Wesley	10-17	4-5	10	2	4
Crane	0-0	3-4	0	2	3
<b>Totals</b>	<b>29-61</b>	<b>17-23</b>	<b>46</b>	<b>19</b>	<b>75</b>

HALFTIME: 41-39 St. Bonaventure

1964 NIT 1st Round  
 March 15 • Madison Square Garden  
 Army 64  
 St. Bonaventure 62

ST. BONA	FG	FT	R	F	PTS
Crawford	6-14	-4	9	5	14
Wood	2-10	1-1	9	3	5
Aiken	10-20	7-10	11	2	30
Mahonchak	4-15	1-2	5	3	9
Bauer	1-4	2-3	2	5	4
Riley	0-2	0-0	2	3	0
Breslin	0-0	0-0	0	0	0
<b>Totals</b>	<b>23-65</b>	<b>6-27</b>	<b>45</b>	<b>21</b>	<b>62</b>

Army	FG	FT	R	F	PTS
Hellke	6-10	6-6	11	5	18
Murray	2-	91-2	4	2	5
Silliman	7-16	4-4	10	4	18
Kosclusko	5-9	5-5	4	2	15
Chilcoat	0-1	0-0	1	0	0
Siegle	0-0	0-0	2	4	0
Ritch	1-4	1-3	4	4	3
Shantz	1-2	3-6	1	0	5
<b>Totals</b>	<b>22-51</b>	<b>20-27</b>	<b>44</b>	<b>21</b>	<b>64</b>

HALFTIME: 35-32 St. Bonaventure

1968 NCAA 1st Round  
 March 10, 1968 • Kingston, R.I. (Univ. of R.I.)  
 St. Bonaventure 102  
 Boston College 93

ST. BONA	FG	FT	R	F	TP
Kalbaugh	2-5	4-5	0	0	8
Butler	12-19	10-13	11	4	34
Satalin	4-12	1-1	2	4	9
Lanier	12-15	8-12	15	4	32
Hayes	7-12	5-8	4	2	19
Martin	0-0	0-0	0	0	
Totals	37-63	28-39	33	14	102

Boston College	FG	FT	R	F	TP
Adelman	3-7	0-1	2	2	7
Dukiet	5-6	2-4	3	4	12
Driscoll	10-21	-8	13	4	24
Kissone	3-7	1-1	5	4	7
Kvancz	6-12	0-0	2	1	12
Evans	3-6	1-1	1	3	7
Kelleher	5-10	-0	3	3	12
Verroneau	0-0	0-0	0	1	0
Sollene	0-0	0-0	0	0	0
LaGace	1-2	0-0	0	1	2
Pacynski	6-8	1-3	5	4	13
Totals	42-79	9-18	34	28	93

HALFTIME: 48-47 St. Bonaventure  
 FG%: SB – 59%, BC – 53%

1968 NCAA 3rd Round (consolation)  
 March 17, 1968 • College Park, Md.  
 Columbia 95  
 St. Bonaventure 75

ST. BONA	FG	FT	PTS
Kalbaugh	4	0-1	8
Butler	6	4-5	16
Satalin	3	2-2	8
Lanier	8	2-4	18
Hayes	5	5-6	15
Martin	0	7-8	7
Fahey	0	3-4	3
Ulasewicz	0	0-0	0
Gagnier	0	0-0	0
Wisnowski	0	0-0	0
Totals	26	23-30	75

Columbia	FG	FT	PTS
McMilan	7	5-7	19
Dotson	8	4-7	20
Walszek	1	1-2	3
Ames	6	3-3	15
Newmark	5	-8	16
Metz	1	0-0	2
Schiller	1	0-1	2
Borger	3	4-5	10
Brown	0	2-3	2
Foget	0	4-4	4
Grnvcus	0	0-0	0
Thomas	1	0-0	2
Totals	33	29-40	95

HALFTIME: 49-39 Columbia

1968 NCAA 2nd Round  
 March 15, 1968 • Raleigh, N.C.  
 North Carolina 91  
 St. Bonaventure 72

ST. BONA	FG	FT	TP
Kalbaugh	1	1	3
Butler	10	3	23
Satalin	2	3	7
Lanier	10	3	23
Hayes	4	2	10
Martin	0	2	2
Fahey	1	2	4
Totals	28	16	72

North Carolina	FG	FT	PTS
Grubar	4	1	9
Bunting	1	2	4
Scott	9	3	21
Clark	9	0	18
Miller	9	9	27
Brown	2	0	4
Fogler	2	0	4
Tuttle	1	2	4
Delany	0	0	0
Frye	0	0	0
Whitehead	0	0	0
Totals	37	17	91

HALFTIME: 40-30 North Carolina

1970 NCAA 1st Round  
 March 8, 1970 • Columbia, S.C.  
 St. Bonaventure 85  
 Davidson 72

ST. BONA	FG	FT	R	F	TP
Lanier	13-24	2-3	15	5	28
Kalbaugh	8-11	1-1	3	3	17
Hantt	8-17	3-4	16	4	19
Hoffman	1-4	3-4	6	1	5
Gary	4-8	3-4	6	1	5
Kull	1-4	1-1	0	2	3
Totals	35-68	15-18	48	19	85

Davidson	FG	FT	REB	F	TP
Adrian	12-26	4-5	7	3	28
Cook	6-12	3-6	6	2	15
Maloy	5-12	3-6	6	2	13
Kroll	4-10	4-5	2	4	12
Kirley	0-4	2-2	2	2	2
Stelzer	0-0	0-0	0	0	0
Totals	28-67	16-26	37	13	72

HALFTIME: 36-34, Davidson  
 Attendance: 5,320

## Postseason Game Boxscores



1970 NCAA 2nd Round  
 March 12, 1970 • Columbia, S.C.  
 St. Bonaventure 80  
 NC State 68

ST. BONA	FG	FT	R	F	TP
Gantt	7-18	1-4	11	5	15
Gary	6-11	0-1	11	0	12
Lanier	10-23	4-5	19	4	24
Hoffman	6-9	0-1	9	1	12
Kalbaugh	4-8	5-6	2	3	13
Kull	1-4	2-3	0	2	4
Baldwin	0-1	0-0	0	1	0
<b>Totals</b>	<b>34-74</b>	<b>12-20</b>	<b>52</b>	<b>16</b>	<b>80</b>

NC State	FG	FT	R	F	TP
Coder	8-14	0-1	6	3	16
Williford	13-22	9-13	12	3	35
Anheuser	3-6	1-2	10	4	7
Leftwich	4-13	0-1	5	3	8
Dunning	0-7	2-2	3	3	2
Heartley	0-1	0-1	1	0	0
<b>Totals</b>	<b>28-63</b>	<b>12-20</b>	<b>37</b>	<b>16</b>	<b>68</b>

HALFTIME: 39-37, St. Bonaventure  
 Attendance: 12,316

1970 NCAA FINAL FOUR  
 March 20, 1970 - College Parl, Md.  
 Jacksonville 91  
 St. Bonaventure 83

ST. BONA	FG	FT	R	F	TP
Kalbaugh	5-8	2-2	4	3	12
Hoffman	4-14	2-4	6	3	10
Gary	2-7	5-8	13	5	9
Baldwin	2-10	1-2	4	5	5
Gantt	8-17	0-0	8	5	16
Kull	4-7	0-0	0	5	8
Thomas	7-17	1-2	4	3	15
Grys	1-5	2-2	1	2	4
Tepas	0-0	2-2	1	0	2
Fahey	1-1	0-0	0	1	2
<b>Totals</b>	<b>34-86</b>	<b>15-22</b>	<b>47</b>	<b>32</b>	<b>83</b>

Jacksonville	FG	FT	R	F	TP
Wedeking	7-15	1-1	6	4	15
Morgan	6-15	5-6	5	3	17
Burrows	2-4	1-1	4	4	5
McIntyre	0-3	0-0	3	1	0
Gilmore	9-14	11-15	21	2	29
Dublin	1-3	9-9	2	2	11
Nelson	1-7	10-12	7	3	12
Blevins	1-1	0-0	0	1	2
Beldwin	0-1	0-1	0	1	0
<b>Totals</b>	<b>27-63</b>	<b>37-45</b>	<b>52</b>	<b>21</b>	<b>91</b>

HALFTIME: 42-34 Jacksonville

1970 NCAA 3rd Round  
 March 16, 1970 • Philadelphia, Pa  
 St. Bonaventure 97  
 Villanova 74

ST. BONA	FG	FT	R	F	TP
Gantt	7-20	5-8	18	3	19
Gary	10-17	0-1	11	1	20
Lanier	11-22	4-4	14	2	26
Kalbaugh	5-9	5-5	3	1	15
Hoffman	3-6	0-1	4	3	6
Kull	4-6	3-3	2	2	11
<b>Totals</b>	<b>40-80</b>	<b>17-22</b>	<b>58</b>	<b>12</b>	<b>97</b>

Villanova	FG	FT	R	F	TP
Ford	7-14	1-2	4	3	15
Sims	1-5	3-5	7	1	5
Porter	6-14	2-2	9	5	14
O'Hanlon	10-15	0-2	4	5	20
Smith	1-8	0-0	4	1	2
Siemion	3-13	4-4	3	2	10
McDowell	3-7	0-1	3	2	6
Fox	1-2	0-0	0	0	2
Gohl	0-1	0-0	0	1	0
Wojnowski	0-0	0-0	0	0	0
<b>Totals</b>	<b>32-79</b>	<b>10-16</b>	<b>40</b>	<b>20</b>	<b>74</b>

HALFTIME: 46-30, St. Bonaventure  
 Attendance: 10,981

1970 NCAA FINAL FOUR 3rd Place Game  
 March 22, 1970 - College Park, Md.  
 New Mexico State 79  
 St. Bonaventure 73

ST. BONA	FG	FT	R	F	TP
Kull	7-17	0-0	2	2	14
Kalbaugh	3-9	0-0	3	1	6
Hoffman	2-5	0-1	4	3	4
Gary	8-14	6-7	11	4	22
Gantt	6-16	2-5	10	2	14
Tepas	0-1	0-0	0	0	0
Thomas	3-7	2-2	5	0	10
Baldwin	1-1	1-1	0	0	3
Grys	1-1	0-0	0	0	2
<b>Totals</b>	<b>31-71</b>	<b>11-16</b>	<b>34</b>	<b>14</b>	<b>73</b>

New Mexico St.	FG	FT	R	F	TP
Criss	4-16	2-2	7	3	10
Collins	9-22	0-0	3	2	18
Burgess	1-2	0-0	9	1	2
Smith	2-5	3-6	5	4	7
Lacey	7-17	4-6	19	0	18
Neal	5-7	2-2	7	1	12
Reyes	4-7	2-2	5	0	10
Horne	1-1	0-0	0	1	2
Moore	0-0	0-0	0	0	0
<b>Totals</b>	<b>33-77</b>	<b>13-18</b>	<b>57</b>	<b>12</b>	<b>79</b>

HALFTIME: 36-30, N. Mexico St.  
 Attendance: 14,380

### 1971 NIT 1<sup>ST</sup> ROUND

March 21 • Madison Square Garden  
St. Bonaventure 94  
Purdue 79

ST BONA	FG	FT	R	F	A	TP
Gary	8-22	7-9	13	0	2	23
Jackson	9-14	5-7	12	0	2	23
Gantt	5-14	0-3	11	1	1	10
Tepas	4-11	3-4	5	4	4	11
Hoffman	7-12	4-7	9	0	1	18
Thomas	4-5	0-0	5	2	1	8
Baldwin	0-4	1-2	2	2	0	1
Totals	37-82	20-32	57	13	9	94

Purdue	FG	FT	R	F	A	TP
Faerber	5-8	3-4	2	3	0	13
Ford	9-17	3-4	8	4	1	21
Franklin	3-13	0-4	15	5	0	6
Weatherford	9-21	3-3	5	4	4	21
Kroc	0-2	1-2	2	2	1	1
Gamouf	4-11	3-4	4	4	2	11
Rogers	1-1	0-0	1	1	0	2
Price	2-3	0-0	2	0	0	4
Longfellow	0-1	0-0	0	1	1	0
Totals	33-77	13-21	39	24	9	79

HALFTIME: 36-35 St Bonaventure  
FG%: SB – 451%, Pur – 429%  
FT%: SB – 625%, Pur – 619%  
Attendance: 7,912

### 1971 NIT 3<sup>RD</sup> Round

March 25, 1971 - Madison Square Garden  
Georgia Tech 76  
St. Bonaventure 71 (2OT)

ST BONA	FG	FT	R	F	A	TP
Gary	3-8	1-2	8	4	4	7
Jackson	9-17	0-2	11	5	2	18
Gantt	4-12	1-3	13	2	2	9
Tepas	7-14	2-2	4	4	1	16
Hoffman	5-15	3-6	5	4	6	13
Baldwin	2-2	0-0	2	1	0	4
Thomas	2-8	0-0	3	0	1	4
Totals	2-76	7-15	46	20	16	71

Georgia Tech	FG	FT	R	F	A	TP
Wilson	0-3	3-4	4	1	3	3
Murph	6-12	5-6	9	1	3	17
Yunkus	6-22	7-7	12	3	2	19
Samoylo	3-8	0-0	5	4	4	6
Thorne	11-15	5-7	2	1	2	27
Thomson	1-4	0-1	4	4	2	2
Small	0-1	0-0	0	0	0	0
Hyder	1-2	0-0	1	0	1	2
Totals	28-67	20-25	37	14	17	76

HALFTIME: 29-29  
FG%: SB – 42.1%, GT – 41.8%  
REG: 59-59  
FT%: SB – 46.7%, GT – 80.0%  
OT1: 67-67  
Attendance: 18,812

### 1971 NIT 2<sup>ND</sup> Round

March 24, 1971 - Madison Square Garden  
St Bonaventure 73  
Hawaii 64

ST BONA	FG	FT	R	F	A	TP
Gary	7-16	6-9	8	3	2	20
Jackson	6-11	3-9	6	3	0	15
Gantt	2-11	0-2	13	4	4	4
Tepas	6-16	0-0	6	4	1	12
Hoffman	7-12	4-7	5	0	3	18
Thomas	2-4	0-0	4	0	1	4
Baldwin	0-1	0-0	1	1	0	0
Totals	30-71	13-27	43	15	11	73

Hawaii	FG	FT	R	F	A	TP
Davis	1-9	3-5	10	5	2	5
Nash	7-14	1-2	19	5	2	15
Penebacker	8-15	2-6	14	3	0	18
Freeman	3-12	0-2	5	1	5	6
Holiday	0-3	1-2	3	2	1	1
Newell	8-20	1-1	1	2	0	17
Huber	0-1	2-2	1	2	0	2
Totals	27-74	10-20	53	21	11	64

HALFTIME: 37-37  
FG%: SB – 423%, UH – 365%  
FT%: SB – 481%, UH – 500%  
Attendance: 9,942

### 1971 NIT 4<sup>TH</sup> Round (consolation)

March 27, 1971 - Madison Square Garden  
St. Bonaventure 92  
Duke 88 (OT)

ST. BONA	FG	FT	REF	A	TP
Gary	4-19	12-14	9 1	1	20
Jackson	5-15	3-8	9 0	1	13
Gantt	6-16	3-3	11	4	15
Tepas	5-12	5-5	3	5	15
Hoffman	4-14	8-10	3	1	16
Baldwin	3-4	0-0	4	1	6
Thomas	1-4	1-1	2	2	3
Grys	1-5	2-4	2	1	4
Totals	29-89	34-45	3	15	92

Duke	FG	FT	R F	A	TP
Katherman	3-13	0-0	5	5	6
Saunders	4-7	1-3	7	3	9
Denton	11-19	1-2	20	42	23
DeVenzio	2-4	1-1	6	5	5
O' Connor	11-16	8-8	9	5	30
Shaw	2-2	1-3	3	4	5
Dawson	1-6	2-2	2	2	4
Melchionni	2-6	2-2	2 2	0	6
Totals	6-73	16-21	54	30	88

HALFTIME: 35-32 Duke  
REG: 78-78  
FG%: SB – 32.6%, DUKE – 49.3%  
FT%: SB – 75.6%, DUKE – 76.2%

# Postseason Game Boxscores



## 1977 NIT 1<sup>ST</sup> ROUND

March 10, 1977 - Princeton, N.J.  
St. Bonaventure 79  
Rutgers 77 (OT)

ST. BONA	Min	FG	FT	R	F	A	T	B	S	TP
Hollis	44	12-20	1-4	11	3	1	2	2	3	25
Sanders	45	7-15	0-2	9	2	0	1	0	12	14
Waterman	41	2-1	0-0	16	3	1	1	0	1	4
Baron	43	7-14	0-0	1	2	6	5	0	2	14
Hagan	41	8-21	5-6	4	3	2	2	0	1	21
Urzetta	6	0-1	0-0	0	0	0	1	0	0	0
Harrod	5	0-1	1-3	1	0	0	0	0	0	1
Totals	225	36-81	7-15	47	13	10	12	2	9	79

Rutgers	Min	FG	FT	R	F	A	T	B	S	TP
Copeland	38	7-13	2-2	10	3	1	2	0	0	16
Anderson	33	4-10	0-0	8	3	0	5	0	0	8
Bailey	39	6-14	4-4	10	3	1	1	5	3	16
Jordan	45	4-12	1-2	3	2	5	5	0	0	9
Conlin	17	0-2	0-0	0	1	4	2	0	0	0
Hefele	23	5-7	0-0	4	2	2	0	0	1	10
Duncan	27	9-12	0-0	0	2	3	1	0	1	18
Nance	1	0-0	0-0	0	1	0	0	0	0	0
Milligan	2	0-0	0-0	0	0	0	1	0	0	0
Totals	225	35-70	7-8	40	17	16	17	5	5	77

HALFTIME: 37-30 Rutgers  
REG: 71-71  
FG%: SB – 44.0%, RU – 50.0%  
FT%: SB – 47.0%, RU – 88.0%

## 1977 NIT SEMIFINALS

March 17, 1977 - Madison Square Garden  
St. Bonaventure 86  
Villanova 82

ST. BONA	Min	FG	FT	R	F	A	S	TP
Hollis	36	7-10	2-2	10	5	2	0	16
Sanders	38	9-16	2-2	7	5	1	3	20
Waterman	34	1-4	0-0	6	2	0	2	2
Baron	22	5-7	3-5	4	3	8	1	13
Hagan	34	7-16	12-15	3	2	6	3	26
Urzetta	15	3-3	0-0	0	2	0	0	6
Harrod	16	1-3	0-1	4	4	1	0	2
Atkinson	5	0-1	1-2	2	2	0	0	1
Totals	200	33-60	20-27	28	25	18	9	86

Villanova	Min	FG	FT	R	F	A	S	TP
K. Herron	37	8-18	2-6	5	1	5	2	18
L. Herron	33	8-20	4-4	9	2	1	1	20
Olive	24	0-4	1-3	2	5	1	0	1
Rigsby	33	6-10	9-11	5	3	5	3	21
Sparrow	25	4-7	0-0	2	3	6	1	8
Rogers	21	1-2	0-0	1	3	5	0	2
Robinson	20	6-9	0-0	5	5	1	1	12
Totals	200	33-70	16-24	29	23	24	8	82

HALFTIME: 45-38 St. Bonaventure  
FG%: SB – 55.0%, Nova – 47.1%  
FT%: SB – 74.1%, Nova – 66.7%

## 1977 NIT 2<sup>ND</sup> ROUND

March 15, 1977 - Madison Square Garden  
St. Bonaventure 76  
Oregon 73

ST. BONA	Min	FG	FT	R	F	A	S	TP
Hollis	35	7-16	5-5	3	4	0	1	19
Sanders	40	11-16	8-8	3	2	1	2	30
Waterman	25	2-5	0-0	5	1	1	0	4
Baron	38	2-4	0-0	2	4	6	1	4
Hagan	36	3-7	7-11	2	4	4	2	13
Urzetta	6	0-1	2-3	0	1	0	1	2
Harrod	17	0-2	4-6	5	3	0	0	4
Atkinson	3	0-1	0-0	2	1	0	0	0
Totals	200	25-52	26-33	23	20	12	7	76

Oregon	Min	FG	FT	R	F	A	S	TP
Ballard	35	11-24	6-7	15	3	3	0	28
Kent	25	2-7	4-4	10	3	1	0	8
Small	31	5-6	1-3	9	4	1	0	11
Closs	20	4-5	0-0	3	4	3	0	8
Drummond	37	2-9	1-2	2	4	5	1	5
Graham	18	1-2	2-2	2	3	8	2	4
Mack	10	0-1	0-0	0	0	0	0	0
Murray	10	2-3	0-0	0	4	1	0	4
Nelson	9	2-3	1-3	1	0	0	0	5
Moreck	5	0-2	0-0	0	1	0	0	0
Totals	200	29-62	15-21	42	26	22	3	73

HALFTIME: 31-26 St. Bonaventure  
FG%: SB – 48.1%, Oregon – 46.8%  
FT%: SB – 78.8%, Oregon – 71.4%

## 1977 NIT CHAMPIONSHIP

MARCH 20, 1977 • Madison Square Garden  
St. Bonaventure 94  
Houston 91

ST. BONA	Min	FG	FT	R	F	A	S	TP
Hollis	40	9-21	6-8	7	3	0	4	24
Sanders	39	14-23	12-16	12	3	1	1	40
Waterman	25	1-3	6-8	9	0	0	1	8
Baron	36	2-7	0-0	2	3	4	1	4
Hagan	36	5-10	4-8	3	3	3	1	14
Urzetta	8	0-0	3-4	0	2	2	1	3
Harrod	14	0-1	1-2	1	2	0	0	1
Atkinson	2	0-0	0-0	0	0	0	0	0
Totals	200	31-65	32-46	34	16	10	9	94

Houston	Min	FG	FT	R	F	A	S	TP
Rose	9	1-6	1-2	2	4	2	0	3
Thompson	25	6-9	1-2	2	4	2	0	14
Schultz	30	3-5	3-3	8	2	2	2	9
Birdsong	39	18-32	2-3	5	2	3	2	38
Trammel	15	2-7	0-0	0	2	1	1	4
Cioli	23	0-2	1-2	3	5	5	1	1
Kelley	17	2-3	0-0	4	5	2	0	4
Walker	22	2-2	0-0	3	2	0	1	4
Winder	4	0-0	0-0	0	0	1	0	0
Williams	2	1-2	0-0	0	1	1	0	2
Fears	14	5-9	2-4	5	2	1	0	2
Totals	200	40-77	11-16	35	29	18	7	91

HALFTIME: 45-42 St. Bonaventure  
FG%: SB – 47.7%, Hou – 51.9%  
FT%: SB – 69.6%, Hou – 68.7%  
Attendance: 12,451

### 1978 NCAA 1<sup>ST</sup> Round

March 12, 1978 • Philadelphia, PA  
 Pennsylvania 92  
 St. Bonaventure 83

ST. BONA	Min	FG	FT	R	F	A	T	B	S	TP
Harrod	20	6-9	1-2	6	5	1	3	1	0	13
Sanders	39	10-24	10-14	13	4	1	3	0	2	30
Waterman	36	6-14	1-3	16	2	0	0	1	0	13
Urzetta	33	1-6	0-0	4	3	7	1	0	3	2
Hagan	40	6-19	7-7	1	2	5	7	0	2	19
Belcher	20	1-2	2-3	0	2	0	3	0	1	4
Viglianco	3	0-0	0-0	0	0	0	0	0	0	0
Spencer	3	0-0	0-0	0	0	0	0	0	0	0
Jones	6	1-1	0-0	2	2	0	0	0	0	2
Totals	200	31-75	21-29	46	23	14	17	2	8	83

Penn.	Min	FG	FT	R	F	A	T	B	S	TP
Price	28	6-14	4-4	12	5	3	1	1	2	16
McDonald	39	16-25	5-6	11	2	0	0	0	1	37
White	12	0-1	0-0	2	5	0	3	1	1	0
Greene	27	4-8	0-0	1	3	1	2	1	2	8
Willis	29	4-9	0-0	6	3	6	4	1	0	8
Crowley	19	3-4	4-4	0	2	6	3	0	1	2
Smith	21	3-7	1-5	2	2	4	3	0	0	7
Saltens	7	1-2	2-3	0	0	1	1	0	0	4
Kuhl	7	1-4	0-0	3	0	1	0	0	0	2
Bergwall	1	0-1	0-0	0	1	0	0	0	0	0
Totals	200	38-75	16-22	42	23	22	17	4	7	92

HALFTIME: 42-37 St. Bonaventure  
 FG%: SB – 41.3%, Penn – 50.7%  
 FT%: SB – 72.4%, Penn – 72.7%

### 1983 NIT 1<sup>ST</sup> ROUND

March 16, 1983 • New Rochelle, NY  
 Iona 90  
 St. Bonaventure 76

ST. BONA	Min	FG	FT	R	F	A	T	B	S	TP
Sheehey	40	10-16	3-5	6	5	3	5	0	1	23
Garbade	17	0-2	0-0	6	5	3	5	0	0	0
Stover	22	1-7	0-0	4	3	0	4	1	0	2
Jones	39	8-15	6-6	4	5	6	4	0	5	22
Clark	40	5-12	6-6	9	2	5	5	0	3	16
Samuels	21	4-7	1-2	5	5	0	3	0	0	9
Turner	1	0-1	0-0	0	0	0	0	0	0	0
Franz	1	0-1	0-0	0	0	0	0	0	0	0
Mungar	1	0-0	0-0	2	1	0	0	0	0	0
Corbett	12	2-2	0-0	2	4	1	1	0	0	4
Hunt	6	0-1	0-1	2	1	0	1	0	0	0
Totals	200	30-64	16-20	39	26	15	25	1	9	76

Iona	Min	FG	FT	R	F	A	T	B	S	TP
Springer	25	3-5	5-6	6	5	0	2	0	2	11
Hargraves	36	5-6	4-5	3	1	5	5	2	6	14
Coleman	28	0-4	8-8	1	4	0	3	0	1	8
Grimes	39	5-11	0-1	5	4	7	2	0	1	10
Burt	40	11-22	11-22	5	3	4	3	1	4	33
Foley	1	0-0	0-0	0	0	0	1	0	0	0
Crockett	4	0-1	0-0	1	0	0	0	0	0	0
Russell	27	7-11	0-1	7	2	1	3	0	1	14
Totals	200	31-60	28-33	32	19	17	19	3	15	90

HALFTIME: 42-38 St. Bonaventure  
 FG%: SB – 46.9%, Iona – 51.7%  
 FT%: SB – 80.0%, Iona – 84.8%

### 1979 NIT 1<sup>ST</sup> Round

March 8, 1979 • Birmingham, AL  
 Alabama 98  
 St. Bonaventure 89

ST. BONA	Min	FG	FT	R	F	A	T	B	S	TP
Urzetta	32	6-15	2-3	3	3	2	5	0	0	14
Elenz	9	1-1	0-0	1	3	0	1	0	1	2
Waterman	40	4-5	2-2	16	3	0	0	0	2	10
Harrod	31	6-14	0-0	4	5	1	1	0	0	12
Belcher	38	12-22	9-10	4	4	1	2	0	0	33
Viglianco	11	3-8	0-0	2	2	0	1	0	0	6
Fulmer	31	2-6	2-4	4	3	7	4	0	1	6
Jones	8	3-4	0-0	0	5	1	1	0	1	6
Totals	200	37-75	15-19	37	38	12	15	0	5	89

Alabama	Min	FG	FT	REB	F	A	T	B	S	TP
Johnson	16	3-5	1-1	3	5	0	2	0	0	7
Phillips	32	5-10	3-5	12	0	2	2	0	0	13
King	37	10-20	9-12	13	3	4	4	1	1	29
Scott	39	7-12	7-8	1	3	4	2	0	2	21
Hancock	23	1-2	0-0	1	4	2	2	1	1	2
Adams	20	6-9	2-3	0	0	0	1	0	1	14
Lockett	10	3-3	0-0	2	2	0	0	3	0	6
Hood	19	3-5	0-0	2	4	2	2	0	0	6
Mitchell	2	0-1	0-0	0	1	0	0	0	0	0
McElveen	1	0-0	0-0	0	0	0	0	0	0	0
Myers	1	0-0	0-0	0	0	0	0	0	0	0
Totals	200	38-67	22-29	37	22	14	15	5	5	98

HALFTIME: 48-40 Alabama  
 FG% : SB – 49.3%, Bama – 56.7%  
 FT%: SB – 78.9%, Bama – 75.9%  
 Attendance: 11,000

### 1995 NIT 1<sup>ST</sup> ROUND

March 16, 1995 • Reilly Center  
 St. Bonaventure 75  
 Southern Mississippi 70

ST. BONA	Min	FG	3FG	FT	R	F	A	T	B	S	TP
Shelton	22	2-5	0-0	5-8	7	3	0	2	0	0	9
Vanterpool	31	4-12	0-2	3-4	7	3	5	3	0	3	11
Quackenbush	30	2-8	1-3	2-2	6	4	0	1	0	0	7
McNeill	32	1-5	0-0	0-2	5	2	8	5	1	1	2
Nelson	30	9-17	4-8	2-8	7	0	1	2	0	5	24
Palme	24	3-5	0-0	6-10	8	1	0	1	1	0	12
McFarland	15	3-7	0-3	2-4	3	2	0	1	1	2	8
Singleton	2	0-1	0-0	0-0	0	0	0	0	0	0	0
Spellman	14	1-2	0-0	0-0	1	2	0	1	1	0	2
Totals	200	25-62	5-16	20-38	48	17	14	16	4	11	75

So Miss	Min	FG	3FG	FT	R	F	A	T	B	S	TP
Jones	22	1-6	1-3	0-0	4	4	2	1	0	0	3
Williams	17	4-6	0-0	1-2	6	4	0	0	2	0	9
Whisby	33	5-11	0-0	2-2	7	2	0	5	4	1	12
Smith	34	8-15	4-7	0-0	5	4	5	4	0	3	20
Morris	25	2-4	2-4	1-4	5	3	2	5	0	2	7
Agee	4	0-0	0-0	0-0	1	0	0	0	0	0	0
Thomas	19	2-5	0-3	1-2	1	4	3	1	0	2	5
McCarty	27	1-7	1-5	0-0	4	0	0	3	0	2	3
Jones	18	3-7	1-3	4-8	3	5	0	0	0	0	11
Anderson	1	0	0	0	0	0	0	0	0	0	0
Totals	00	26-61	9-25	9-18	38	26	11	18	6	9	70

HALFTIME: 34-27 St. Bonaventure  
 FG%: SB – 40.3%, SM – 42.6%  
 3FG%: SB – 31.3%, SM – 36.0%  
 FT%: SB – 52.6%, SM – 50.0%

# Postseason Game Boxscores



## 1995 NIT 2<sup>ND</sup> ROUND

March 20, 1995 - Milwaukee, WI  
Marquette 70  
St. Bonaventure 61

ST. BONA	Min	FG	3FG	FT	R	F	A	T	B	S	TP
Shelton	23	4-7	0-0	0-0	4	3	0	0	0	0	8
Vanterpool	33	9-14	3-6	6-9	8	3	3	3	0	2	27
Quackenbush	34	2-8	0-4	0-0	3	2	3	3	0	0	4
McNeill	36	2-12	2-7	1-2	4	3	7	2	0	0	7
Nelson	24	4-11	1-3	2-2	6	4	1	2	1	1	11
Palmer	21	1-1	0-0	0-0	3	4	0	3	0	0	2
McFarland	9	0-3	0-2	0-0	0	3	1	0	0	0	0
Singleton	6	0-0	0-0	0-0	2	2	1	1	0	1	0
Spellman	14	1-1	0-0	0-0	3	2	0	1	1	0	2
Totals	200	23-57	6-22	9-13	34	26	16	15	2	4	61

Marquette	Min	FG	3FG	FT	R	F	A	T	B	S	TP
Crawford	29	5-8	1-4	6-6	4	3	1	1	0	0	17
Eford	17	1-5	0-2	1-2	3	3	1	1	0	0	3
McCaskill	29	2-8	0-0	2-4	10	2	0	4	1	1	6
Pieper	34	6-15	2-8	10-16	9	3	1	1	1	1	24
Miller	36	0-7	0-5	0-0	3	2	6	0	0	1	0
Hutchins	23	3-8	1-3	5-6	3	1	3	0	0	3	12
Joseph	6	0-0	0-0	0-0	2	2	0	0	0	1	0
Gates	4	0-0	0-0	0-0	0	0	0	0	0	0	0
McCall	5	0-2	0-1	2-2	0	1	1	0	0	1	2
Harris	1	0-0	0-0	0-0	0	0	0	0	0	0	0
Abraham	16	3-6	0-0	0-0	5	1	0	2	0	0	6
Totals	200	20-59	4-23	26-36	40	18	13	9	2	8	70

HALFTIME: 36-29 Marquette  
FG%: SB - 40.4%, - MU - 33.9%  
3FG%: SB - 27.3%, MU - 17.4%  
FT%: SB - 69.2%, MU - 72.2%

## 2000 NCAA 1<sup>ST</sup> Round

March 16, 2000 - Cleveland, Ohio  
Kentucky 85  
St. Bonaventure 80(2OT)

ST. BONA	Min	FG	3FG	FT	R	F	A	T	B	S	TP
Prato	27	8-12	4-7	0-1	2	5	0	1	0	0	20
Van Paasen	29	2-7	0-0	4-6	7	5	0	1	0	0	8
Cyrus	49	3-13	0-0	1-2	18	2	0	1	2	1	7
Capers	40	5-11	1-6	5-5	5	4	2	4	0	2	16
Winn	48	4-17	1-10	1-2	2	1	10	3	0	4	10
Massiah	17	1-2	0-0	0-1	2	4	0	0	1	0	2
Cheeks	4	0-0	0-0	0-0	0	2	0	0	0	0	0
Bremer	35	6-14	3-8	2-5	3	2	3	0	0	2	17
Dziengeleski	0+	0-0	0-0	0-0	0	0	0	0	0	0	0
Siegest	1	0-1	0-1	0-0	0	0	0	0	0	0	0
Stinson	0+	0-0	0-0	0-0	0	0	0	0	0	0	0
Rucker	0+	0-0	0-0	0-0	0	1	0	0	0	0	0
Totals	250	29-77	9-32	13-22	42	26	15	12	3	9	80

Kentucky	Min	FG	3FG	FT	R	F	A	T	B	S	TP
Prince	48	8-17	5-9	-9	7	2	3	3	3	1	28
Camara	37	3-5	0-0	3-6	8	4	2	2	3	1	9
Magloire	43	4-7	0-0	3-5	9	3	0	4	0	0	11
Bogans	45	5-12	0-5	9-13	5	1	3	2	0	1	19
Smith	33	3-7	0-4	1-2	4	5	8	5	0	2	7
Blevins	26	3-5	1-3	0-1	1	0	0	2	0	0	7
Stone	18	2-3	0-0	0-0	6	2	0	0	1	0	4
Totals	250	28-56	6-21	23-35	46	17	16	18	7	5	85

HALFTIME: 36-28 Kentucky  
REG: 63-63 OT1: 76-76  
FG%: SB - 37.7%, UK - 50.0%  
3FG%: SB - 28.1%, UK - 28.6%  
FT%: SB - 59.1%, UK - 65.7%

## 1998 NIT 1<sup>ST</sup> Round

March 11, 1998 - Nashville, TN  
Vanderbilt 73  
St. Bonaventure 61

ST. BONA	Min	FG	3FG	FT	R	F	A	T	B	S	TP
Singleton	32	2-6	2-5	3-3	3	4	3	4	1	2	9
Durham	23	1-4	0-0	0-0	3	3	1	0	0	4	2
Cyrus	35	2-4	0-0	2-2	5	4	0	3	1	0	6
Palmer	33	6-14	0-3	3-6	5	5	2	3	0	0	15
Winn	36	4-10	1-7	1-2	2	5	3	2	0	1	10
Capers	18	6-9	2-4	2-2	3	1	0	3	0	1	16
King	1	0-1	0-1	1-2	1	0	0	0	0	0	1
Van Paassen	2	1-2	0-0	0-0	1	3	0	2	0	0	2
Lumsdon	10	0-0	0-0	0-0	2	1	1	0	0	0	0
Hayden	DNP										
Moses	DNP										
Totals	200	22-50	5-20	12-17	27	27	10	17	2	8	61

Vanderbilt	Min	FG	3FG	FT	R	F	A	T	B	S	TP
Ford	28	2-5	0-2	4-4	3	0	2	1	0	4	8
LaPointe	26	2-6	0-0	6-6	6	3	1	3	1	0	10
Bates	33	6-10	0-0	2-4	7	4	0	3	1	1	14
Strong	27	1-4	1-3	2-4	1	2	3	3	1	0	5
Maddux	39	3-8	1-6	8-9	4	0	7	5	0	1	15
Williams	0	0-0	0-0	0-0	0	0	0	0	0	0	0
Williams	16	2-5	0-0	1-2	5	3	0	0	0	0	5
Langhi	31	6-11	1-3	3-4	2	1	1	0	0	1	16
Prater	DNP										
DiSpaltro	DNP										
Totals	200	22-49	3-14	26-33	32	13	14	15	3	7	73

HALFTIME: 26-25 St. Bonaventure  
FG%: SB - 44.0%, VAN - 44.9%  
3FG%: SB - 25.0%, VAN - 21.4%  
FT%: SB - 70.6%, VAN - 78.8%

## 2001 NIT 1<sup>ST</sup> Round

March 14, 2001 - Pittsburgh, PA  
Pittsburgh 84  
St. Bonaventure 75

ST. BONA	Min	FG	3FG	FT	R	F	A	T	B	S	TP
Massiah	37	6-14	1-5	3-3	8	3	3	5	0	2	16
Houston	36	7-17	3-8	5-6	5	4	0	0	0	0	22
Ruddock	15	0-0	0-0	0-0	2	4	0	1	0	0	0
Bremer	38	8-15	6-10	4-5	7	4	5	2	0	0	26
Prato	18	0-2	0-0	0-0	2	4	1	0	0	0	0
Habeeb	23	1-2	0-0	0-0	8	5	0	0	0	0	2
Green	21	3-7	0-2	3-3	1	1	3	5	1	0	9
Dziengeleski	1	0-1	0-1	0-0	0	0	0	0	0	0	0
Siegrist	1	0-0	0-0	0-0	0	0	0	0	0	0	0
Hayden	8	0-1	0-0	0-0	0	3	0	0	0	0	0
Stinson	1	0-0	0-0	0-0	0	0	0	0	0	0	0
Garro	1	0-0	0-0	0-0	0	0	0	0	0	0	0
Totals	200	25-59	10-26	15-17	35	28	12	13	3	2	75

Pittsburgh	Min	FG	3FG	FT	R	F	A	T	B	S	TP
Zavackas	18	1-4	0-3	0-0	2	2	1	0	0	0	2
Greer	36	6-12	1-4	13-15	5	2	5	2	0	1	26
Hawkins	36	3-6	0-0	0-0	7	2	1	1	0	0	6
Page	34	6-14	3-9	7-7	2	3	2	0	0	0	22
Knight	31	4-10	3-8	2-5	4	4	4	3	0	1	13
Brown	30	5-10	0-0	0-2	8	3	8	0	1	3	10
Johnson	9	1-2	0-1	1-1	1	1	0	1	0	0	3
Abel	1	0-0	0-0	0-0	0	0	0	0	0	0	0
Morris	5	1-1	0-0	0-0	4	1	0	0	0	0	2
Totals	200	27-59	7-25	23-30	36	17	21	7	1	5	84

HALFTIME: 48-39 St. Bonaventure  
FG%: SB - 42.4%, PITT - 45.8%  
3FG%: SB - 38.5%, PITT - 28.0%  
FT%: SB - 88.2%, PITT - 76.7%

**2002 NIT 1<sup>st</sup> Round**  
 March 13, 2002 - Syracuse, NY  
 Syracuse 76  
 St. Bonaventure 66

ST. BONA	Min	FG	3FG	FT	R	F	A	T	B	S	TP
Massiah	33	0-7	0-6	4-6	8	5	3	6	0	1	4
Dumbliuskas	12	2-3	0-0	0-0	4	2	0	0	0	0	4
Bremer	38	10-25	2-13	7-10	6	3	2	3	0	1	29
Green	38	6-12	4-8	3-4	2	4	4	4	0	4	19
Prato	29	1-8	0-2	0-0	6	1	0	2	0	0	2
Gansey	22	2-7	1-2	1-2	5	1	0	1	0	1	6
Cheeks	12	0-0	0-0	0-0	5	2	1	3	1	1	0
Lottin	13	1-3	0-1	0-0	2	3	0	0	0	0	2
Ruddock	3	0-0	0-0	0-0	0	0	0	0	0	0	0
<b>Totals</b>	<b>200</b>	<b>22-65</b>	<b>7-32</b>	<b>15-22</b>	<b>41</b>	<b>21</b>	<b>10</b>	<b>20</b>	<b>1</b>	<b>8</b>	<b>66</b>

Syracuse	Min	FG	3FG	FT	R	F	A	T	B	S	TP
Shumpert	40	10-22	5-9	3-3	9	0	1	5	0	3	28
Duany	36	5-13	2-6	0-3	10	4	4	2	1	3	12
Forth	10	0-1	0-0	1-3	3	1	0	0	0	0	1
Thues	39	4-6	0-3	1-3	4	3	8	4	1	4	9
Williams	24	2-6	0-0	2-6	4	0	7	5	0	1	6
Warrick	31	7-12	0-0	0-2	10	5	0	1	6	1	14
Pace	17	3-6	0-0	0-0	3	2	0	0	0	0	6
Herron	0+	0-0	0-0	0-0	0	0	0	0	1	0	0
Celuck	3	0-0	0-0	0-0	1	1	0	0	0	0	0
<b>Totals</b>	<b>200</b>	<b>31-66</b>	<b>7-18</b>	<b>7-20</b>	<b>47</b>	<b>17</b>	<b>20</b>	<b>18</b>	<b>9</b>	<b>12</b>	<b>76</b>

**HALFTIME: 33-26 Syracuse**  
 FG%: SB - 33.8%, SU - 47.0%  
 3FG%: SB - 21.9%, SU - 38.9%  
 FT%: SB - 68.2%, SU - 35.0%



Official Basketball Box Score - Game Totals - Final Statistics



**St. Bonaventure vs UCLA**  
 3/13/18 9:10 p.m. ET at University of Dayton Arena

**St. Bonaventure 65 • 26-7**

#	Player	Total			3-Ptr			Rebounds			PF	TP	A	TO	Blk	Stl	Min
		FG-FGA	FG-FGA	FT-FTA	FG-FGA	FG-FGA	FT-FTA	Off	Def	Tot							
11	STOCKARD, Courtney	f	9-20	2-7	6-8	0	4	4	4	26	0	2	0	4	4	40	
32	IKPEZE, Amadi	c	0-1	0-0	0-0	1	2	3	2	0	1	0	0	0	15		
01	TAQQUEE, Idris	g	2-3	0-0	1-2	3	8	11	3	5	0	0	0	1	36		
02	MOBLEY, Matt	g	4-12	2-7	4-4	2	5	7	3	14	3	2	0	0	35		
03	ADAMS, Jaylen	g	2-16	0-5	4-6	0	1	1	1	8	3	2	0	3	38		
04	KAPUTO, Nelson	g	1-1	0-0	0-0	0	0	0	0	2	0	0	0	0	2		
15	GRIFFIN, LaDarren	g	5-6	0-0	0-1	1	2	3	1	10	1	1	0	3	25		
21	BROCKINGTON, Izaiah	g	0-1	0-0	0-0	0	1	1	0	0	0	0	0	0	9		
<b>Team</b>						0	1	1									
<b>Totals</b>			<b>23-60</b>	<b>4-19</b>	<b>15-21</b>	<b>7</b>	<b>24</b>	<b>31</b>	<b>14</b>	<b>65</b>	<b>7</b>	<b>6</b>	<b>0</b>	<b>11</b>	<b>200</b>		

FG % 1st Half: 11-34 32.4% 2nd half: 12-26 46.2% Game: 23-60 38.3%  
 3FG % 1st Half: 2-11 18.2% 2nd half: 2-8 25.0% Game: 4-19 21.1%  
 FT % 1st Half: 4-6 66.7% 2nd half: 11-15 73.3% Game: 15-21 71.4%

**UCLA 58 • 21-12**

#	Player	Total			3-Ptr			Rebounds			PF	TP	A	TO	Blk	Stl	Min
		FG-FGA	FG-FGA	FT-FTA	FG-FGA	FG-FGA	FT-FTA	Off	Def	Tot							
14	GOLOMAN, Gyorgy	f	1-1	0-0	0-0	0	2	2	4	2	0	0	4	0	22		
40	WELSH, Thomas	c	1-5	0-2	0-0	2	13	15	1	2	0	3	0	0	32		
03	HOLIDAY, Aaron	g	7-17	4-11	2-2	1	4	5	5	20	7	10	0	0	40-		
04	HANDS, Jaylen	g	1-4	1-3	1-2	0	5	5	0	4	1	2	1	0	23		
23	ALI, Prince	g	5-10	2-6	1-2	1	1	2	2	13	1	2	1	0	24		
00	OLEINSKI, Alex	g	3-4	0-0	1-2	1	3	4	3	7	0	0	0	0	15		
05	SMITH, Chris	g	0-1	0-1	0-0	0	1	1	1	0	1	0	0	0	10		
13	WILKES, Kris	g	3-7	3-6	1-2	0	3	3	2	10	3	3	0	1	34		
21	WULFF, Alec	g	0-1	0-1	0-0	0	0	0	0	0	0	0	0	0	0+		
34	OKWARABIZIE, Ikenna	g	0-0	0-0	0-0	0	0	0	0	0	0	0	0	0	0+		
<b>Team</b>						2	2	4									
<b>Totals</b>			<b>21-50</b>	<b>10-30</b>	<b>6-10</b>	<b>7</b>	<b>34</b>	<b>41</b>	<b>18</b>	<b>58</b>	<b>13</b>	<b>20</b>	<b>6</b>	<b>1</b>	<b>200</b>		

FG % 1st Half: 8-23 34.8% 2nd half: 13-27 48.1% Game: 21-50 42.0%  
 3FG % 1st Half: 5-15 33.3% 2nd half: 5-15 33.3% Game: 10-30 33.3%  
 FT % 1st Half: 2-4 50.0% 2nd half: 4-6 66.7% Game: 6-10 60.0%

Officials: Doug Simmons, Deldre Carr, Brooks Wells (Matt Potter)

Technical fouls: St. Bonaventure-None. UCLA-None.  
 Attendance: 12336  
 2018 NCAA Division I Men's Basketball Championship  
 First Four - East Region  
 Winner advances to Dallas, Texas to face #6 Florida  
 Thursday, March 15 - 9:57 p.m. ET

Score by periods	1st	2nd	Total
St. Bonaventure	28	37	65
UCLA	23	35	58

Points	In	Off	2nd	Fast	Bench
SBU	Point	T/O	Chance	Break	
UCLA	30	3	6	10	17

Last FG - SBU 2nd-00:48, UCLA 2nd-02:31.  
 Largest lead - SBU by 7 2nd-18:19, UCLA by 9 1st-16:22.  
 SBU led for 14:40, UCLA led for 21:04. Game was tied for 04:16.  
 Score tied - 9 times.  
 Lead changed - 7 times.

Official Basketball Box Score - Game Totals - Final Statistics

**St. Bonaventure vs Florida State**  
 3/16/12 1:55 p.m. at Nashville, Tenn. (Bridgestone Arena)

**St. Bonaventure 63 • 20-12**

#	Player	Total			3-Ptr			Rebounds			PF	TP	A	TO	Blk	Stl	Min
		FG-FGA	FG-FGA	FT-FTA	FG-FGA	FG-FGA	FT-FTA	Off	Def	Tot							
03	KLOOF, Charlon	*	1-6	0-1	4-6	0	1	1	3	6	7	1	0	2	32		
05	GATHERS, Jordan	*	2-4	0-1	0-0	1	5	6	2	4	2	2	0	1	28		
11	CONGER, Demitrus	*	3-8	2-5	6-6	5	4	9	2	14	2	3	0	3	31		
43	COOK, Da'Quan	*	4-9	0-0	0-2	3	5	3	8	1	3	1	2	28			
04	NICHOLSON, Andrew	*	8-17	4-5	0-1	3	4	7	3	20	1	1	2	30			
22	MOSLEY, Eric	*	1-3	1-1	0-0	0	0	0	0	3	0	1	0	0	7		
21	NDOYE, Youssou	*	1-2	0-0	0-0	2	2	4	2	2	0	1	0	1	16		
23	JOHNSON, Chris	*	3-5	0-1	0-0	0	1	1	6	0	0	0	0	0	15		
24	WRIGHT, Matthew	*	0-3	0-0	0-0	0	1	1	0	0	3	1	0	0	13		
<b>Team</b>						1	2	3									
<b>Totals</b>			<b>23-57</b>	<b>7-14</b>	<b>10-13</b>	<b>14</b>	<b>23</b>	<b>37</b>	<b>16</b>	<b>63</b>	<b>16</b>	<b>13</b>	<b>3</b>	<b>9</b>	<b>200</b>		

FG % 1st Half: 12-26 46.2% 2nd half: 11-31 35.5% Game: 23-57 40.4%  
 3FG % 1st Half: 3-6 50.0% 2nd half: 4-8 50.0% Game: 7-14 50.0%  
 FT % 1st Half: 7-8 87.5% 2nd half: 3-5 60.0% Game: 10-13 76.9%

**Florida State 66 • 25-9**

#	Player	Total			3-Ptr			Rebounds			PF	TP	A	TO	Blk	Stl	Min
		FG-FGA	FG-FGA	FT-FTA	FG-FGA	FG-FGA	FT-FTA	Off	Def	Tot							
01	GIBSON, Xavier	*	2-4	0-0	0-0	1	1	2	1	4	0	2	2	2	16		
04	LOUCKS, Luke	*	3-5	2-3	5-6	0	7	7	1	13	6	4	2	3	32		
03	DULKYS, Deividias	*	3-7	2-6	0-1	0	1	1	2	8	0	1	0	1	25		
05	JAMES, Bernard	*	8-11	0-0	3-4	4	5	9	3	19	0	4	3	1	33		
21	SNAER, Michael	*	0-7	0-5	0-0	0	4	4	3	0	1	0	0	0	23		
10	WHITE, Okaro	*	3-6	1-1	2-2	2	1	3	3	9	0	0	2	0	24		
12	PETERSON, Jeff	*	0-1	0-0	0-0	0	2	2	1	0	2	0	0	0	10		
30	MILLER, Ian	*	3-10	2-4	0-0	0	0	0	0	8	4	0	0	2	28		
31	WHISNANT, Terry	*	0-0	0-0	0-0	0	0	0	0	0	0	0	0	0	2		
50	KREFT, Jon	*	2-2	0-0	1-1	1	0	1	0	5	0	0	0	0	7		
<b>Team</b>						1	1	2									
<b>Totals</b>			<b>24-53</b>	<b>7-19</b>	<b>11-14</b>	<b>9</b>	<b>22</b>	<b>31</b>	<b>14</b>	<b>66</b>	<b>13</b>	<b>11</b>	<b>9</b>	<b>9</b>	<b>200</b>		

FG % 1st Half: 11-28 39.3% 2nd half: 13-25 52.0% Game: 24-53 45.3%  
 3FG % 1st Half: 3-8 37.5% 2nd half: 4-11 36.4% Game: 7-19 36.8%  
 FT % 1st Half: 3-4 75.0% 2nd half: 8-10 80.0% Game: 11-14 78.6%

Officials: Mark Whitehead, Michael Scyphers, Sean Casady  
 Technical fouls: St. Bonaventure-None. Florida State-None.  
 Attendance: 1751

Score by periods	1st	2nd	Total
St. Bonaventure	34	29	63
Florida State	28	38	66

Last FG - SBU 2nd-00:27, FS 2nd-01:01.  
 Largest lead - SBU by 10 1st-10:27, FS by 8 2nd-02:46.

Score tied - 1 time.  
 Lead changed - 1 time.



Official Basketball Box Score - Game Totals - Final Statistics



**Wagner vs St. Bonaventure**  
 3/16/16 7:01 PM at Bob Lanier Court at the Reilly Center

# Postseason Game Boxscores



Official Basketball Box Score -- Game Totals -- Final Statistics  
**St. Bonaventure vs UCLA**  
 3/13/18 9:10 p.m. ET at University of Dayton Arena



Official Basketball Box Score -- Game Totals -- Final Statistics  
**St. Bonaventure vs Florida**  
 03/15/18 9:16 p.m. at Dallas, Texas (American Airlines Center)

## St. Bonaventure 65 • 26-7

#	Player	Total			3-Ptr			Rebounds			PF	TP	A	TO	Blk	Stl	Min
		FG-FGA	FT-FTA	REB	FG-FGA	FT-FTA	REB	Off	Def	Tot							
11	STOCKARD, Courtney	f	9-20	2-7	6-8	0	4	4	26	0	2	0	2	0	4	40	
32	IKPEZE, Amadi	c	0-1	0-0	0-0	1	2	3	2	0	0	1	0	0	15		
01	TAQQUEE, Idris	g	2-3	0-0	1-2	3	8	11	3	5	0	0	0	1	36		
02	MOBLEY, Matt	g	4-12	2-7	4-4	2	5	7	3	14	3	2	0	0	35		
03	ADAMS, Jaylen	g	2-16	0-5	4-6	0	1	1	1	8	3	0	0	3	38		
04	KAPUTO, Nelson	g	1-1	0-0	0-0	0	0	0	0	2	0	0	0	0	2		
15	GRIFFIN, LaDarrien	g	5-6	0-0	0-1	1	2	3	1	10	1	1	0	3	25		
21	BROCKINGTON, Izaiah	g	0-1	0-0	0-0	0	1	1	0	0	0	0	0	0	9		
Team						0	1	1									
Totals			23-60	4-19	15-21	7	24	31	14	65	7	6	0	11	200		

FG % 1st Half: 11-34 32.4% 2nd half: 12-26 46.2% Game: 23-60 38.3%  
 3FG % 1st Half: 2-11 18.2% 2nd half: 2-8 25.0% Game: 4-19 21.1%  
 FT % 1st Half: 4-6 66.7% 2nd half: 11-15 73.3% Game: 15-21 71.4%

## UCLA 58 • 21-12

#	Player	Total			3-Ptr			Rebounds			PF	TP	A	TO	Blk	Stl	Min
		FG-FGA	FT-FTA	REB	FG-FGA	FT-FTA	REB	Off	Def	Tot							
14	GOLOMAN, Gyorgy	f	1-1	0-0	0-0	0	2	2	4	2	0	0	4	0	22		
40	WELSH, Thomas	c	1-5	0-2	0-0	2	13	15	1	2	0	3	0	0	32		
03	HOLIDAY, Aaron	g	7-17	4-11	2-2	1	4	5	5	20	7	10	0	0	40-		
04	HANDS, Jaylen	g	1-4	1-3	1-2	0	5	5	0	4	1	2	1	0	23		
23	ALI, Prince	g	5-10	2-6	1-2	1	1	2	2	13	1	2	1	0	24		
00	OLESINSKI, Alex	g	3-4	0-0	1-2	1	3	4	3	7	0	0	0	0	15		
05	SMITH, Chris	g	0-1	0-1	0-0	0	1	1	1	0	1	0	0	0	10		
13	WILKES, Kris	g	3-7	3-6	1-2	0	3	3	2	10	3	3	0	1	34		
21	WULFF, Alec	g	0-1	0-1	0-0	0	0	0	0	0	0	0	0	0	1+		
34	OKWARABIZIE, Ikenna	g	0-0	0-0	0-0	0	0	0	0	0	0	0	0	0	0+		
Team						2	2	4									
Totals			21-50	10-30	6-10	7	34	41	18	58	13	20	6	1	200		

FG % 1st Half: 8-23 34.8% 2nd half: 13-27 48.1% Game: 21-50 42.0%  
 3FG % 1st Half: 5-15 33.3% 2nd half: 5-15 33.3% Game: 10-30 33.3%  
 FT % 1st Half: 2-4 50.0% 2nd half: 4-6 66.7% Game: 6-10 60.0%

Officials: Doug Simmons, Deldre Carr, Brooks Wells (Matt Potter)  
 Technical fouls: St. Bonaventure-None, UCLA-None.  
 Attendance: 1,233  
 2018 NCAA Division I Men's Basketball Championship  
 First Four - East Region  
 Winner advances to Dallas, Texas to face #6 Florida  
 Thursday, March 15 - 9:57 p.m. ET

Score by periods	1st	2nd	Total
St. Bonaventure	28	37	65
UCLA	23	35	58

Last FG - SBU 2nd-00:48, UCLA 2nd-02:31.  
 Largest lead - SBU by 7 2nd-18:19, UCLA by 9 1st-16:22.  
 SBU led for 14:40. UCLA led for 21:04. Game was tied for 04:16.



Official Basketball Box Score - Final  
**St. Bonaventure at LSU**  
 03/20/21 Simon Skjott Assembly Hall, Bloomington  
 2020-21 Men's Basketball

Game Time: 1:45 PM  
 Game Duration: 2:02

## St. Bonaventure - 61

Record: 16-5

Officials: Terry Oglesby, Brian Dorsey, Courtney Greer

NO.	Name	Min	FG		3P	FT	Rebounds			Fouls	TP	AS	TO	ST	Blocks			+/-
			M-A	A-A			M-A	OR	DR						TOT	PF	FD	
33	Jalen Adaway	F	36:10	5-9	1-1	0-0	1	4	5	1	0	11	0	0	1	0	0	-16
21	Osun Osunniyi	C	38:43	5-7	0-0	5-6	4	5	9	3	7	15	3	1	1	3	0	-15
0	Kyle Lofton	G	38:43	3-18	0-4	4-5	1	2	3	2	2	10	5	0	1	0	-16	
1	Dominick Welch	G	31:11	2-10	2-10	0-0	0	5	5	3	2	6	1	0	1	0	-2	
5	Jaren Holmes	G	37:20	6-14	0-3	6-7	1	2	3	4	5	18	1	1	0	0	-12	
10	Alejandro Vasquez	g	10:12	0-3	0-2	1-2	0	1	1	3	1	1	0	0	1	0	-13	
2	Eddie Creal	g	03:50	0-2	0-0	0-0	2	1	3	1	0	0	0	0	0	0	1	
3	Alpha Okoli	g	01:17	0-0	0-0	0-0	0	0	0	0	0	0	0	0	0	0	-1	
11	Josh Bell	g	01:17	0-0	0-0	0-0	0	0	0	0	0	0	0	0	0	0	1	
40	Jalen Shaw	g	01:17	0-0	0-0	0-0	0	0	0	0	0	0	0	0	0	0	1	
Team							0	1	1		0	0	1					
Totals			21-63	3-20	16-20	9	21	30	17	17	61	10	4	3	5	5	-15	

Technical Fouls: NONE

Shooting By Period

1st	2nd	3rd	4th	OT
FG% 7-30 23.3%	FG% 10-28 35.7%	FG% 3-14 21.4%	FG% 8-10 80%	FG% 15-34 44.1%
3PT% 0-10 0.0%	3PT% 3-11 27.3%	3PT% 5-11 45.5%	3PT% 10-12 83.3%	3PT% 25-62 40.3%
FT% 8-9 88.9%	FT% 8-11 72.7%	FT% 3-20 15.0%	FT% 16-20 80.0%	FT% 8-25 32.0%
GMFG% 14-33 42.4%	GMFG% 21-63 33.3%	GMFG% 3-20 15.0%	GMFG% 16-20 80.0%	GMFG% 18-22 81.8%

Dead Ball Rebounds: 2.0

## LSU - 76

Record: 19-9

Technical Fouls: Smart 1st 10:40

NO.	Name	Min	FG		3P	FT	Rebounds			Fouls	TP	AS	TO	ST	Blocks			+/-
			M-A	A-A			M-A	OR	DR						TOT	PF	FD	
2	Trendon Watford	F	31:20	4-9	1-3	2-3	0	11	11	3	4	11	3	3	0	0	0	13
4	Darius Days	F	31:53	5-10	3-6	0-0	3	8	11	3	1	13	1	0	0	1	0	14
15	Aundre Hyatt	F	32:15	5-10	1-3	2-2	7	3	10	3	2	13	2	0	1	4	1	16
1	Javonte Smart	G	30:22	2-10	1-5	2-2	0	1	1	3	1	7	1	0	0	0	1	10
24	Cameron Thomas	G	38:43	7-18	2-7	11-13	0	4	4	2	8	27	3	1	0	0	1	16
11	Josh LeBlanc	g	12:49	1-2	0-0	1-2	2	3	5	2	1	3	0	0	0	0	0	7
0	Mwani Wilkinson	g	08:28	1-1	0-0	0-0	1	0	1	1	0	2	0	1	0	0	0	-4
25	Eric Gaines	g	10:19	0-1	0-0	0-0	0	1	1	0	0	0	1	2	1	0	1	6
3	Jalen Cook	g	01:17	0-1	0-1	0-0	0	0	0	1	0	0	0	0	0	0	0	-1
5	Parker Edwards	g	01:17	0-0	0-0	0-0	0	1	1	0	0	0	0	0	0	0	0	-1
34	Josh Gray	g	01:17	0-0	0-0	0-0	0	0	0	0	0	0	0	0	0	0	0	-1
Team							1	3	4		0	0	2					
Totals			25-62	8-25	18-22	14	35	49	18	17	76	11	9	2	5	5	15	

Shooting By Period

1st	2nd	3rd	4th	OT
FG% 10-28 35.7%	FG% 3-14 21.4%	FG% 8-10 80%	FG% 15-34 44.1%	FG% 25-62 40.3%
3PT% 3-11 27.3%	3PT% 5-11 45.5%	3PT% 10-12 83.3%	3PT% 25-62 40.3%	3PT% 8-25 32.0%
FT% 8-9 88.9%	FT% 8-11 72.7%	FT% 3-20 15.0%	FT% 16-20 80.0%	FT% 18-22 81.8%
GMFG% 14-33 42.4%	GMFG% 21-63 33.3%	GMFG% 3-20 15.0%	GMFG% 16-20 80.0%	GMFG% 18-22 81.8%

Dead Ball Rebounds: 6.0

Biggest lead	SBU	LSU
2 (1st 16:17)	16 (2nd 18:26)	
Best Scoring Run	5 (2nd 15:34)	9 (2nd 18:26)
Lead Changes	4	
Times Tied	3	
Time with Lead	05:18	30:26

Points from	SBU	LSU
Turnovers	5	9
Paint	32	34
Second Chance	8	18
Fast Breaks	4	6
Bench	1	5

Period by Period Scoring	1st	2nd	TOT
SBU	22	39	61
LSU	31	45	76



**1920-21 (2-13)**

Alumni	34-19	W
NY Crescent AC	67-24	L
Seton Hall	46-34	L
Cathedral Coll NY	27-18	L
Westminster	33-23	L
Thiel	42-35	L
Westminster	33-20	L
Canisius	25-13	L
St. Francis (Pa.)	30-26	L
St. Mary's (Mich.)	27-18	W
Niagara	39-27	L
Italian Catholic Club	34-22	L
St. Anthony's AC	24-14	L
Canisius (24)	22-20	L
at Niagara	47-17	L

**1921-22 (12-10)**

Alumni	41-17	W
St. Mary's AC	34-14	L
St. John's (NY)	30-29	W
NY Crescent AC	41-24	L
St. Francis (PA)	27-21	L
Cathedral Coll NY	40-27	W
St. Joseph's	34-21	W
Seton Hall	38-36	L
Alfred	42-14	W
Canisius	26-12	W
Sarah Heinz House	48-36	L
St. Francis (PA)	22-21	W
Westminster	28-24	W
Thiel	31-21	L
Canisius (24)	16-12	W
at Niagara	33-16	L
Thiel	29-17	W
Jamestown Spirals	23-18	L
Buffalo German Orioles	31-17	L
Erie All-Stars	18-16	L
St. John's	16-14	W
Niagara	29-25	W

**1922-23 (13-10)**

Roch. Mech. Inst.	37-17	W
Colgate	59-35	L
Roch. Optometry	48-19	W
Roch. Mech. Inst.	43-20	W
Toronto	30-17	W
Cornell	28-16	L
Queens Coll. Ont.	24-11	W
Westminster	30-19	W
Duquesne	32-27	L
Sarah Heinz House	53-38	L
Waynesburg	45-23	L
Alfred	51-16	W
Niagara	38-16	W
St. Ignatius (OH)	29-22	L
Westminster	20-19	W
St. Francis (PA)	36-19	W
St. John's	29-25	L
Thiel	41-29	W
Allegheny	40-29	W
Canisius	31-22	L
Buffalo Hewitts	37-16	L
Alumni	36-21	W
at Niagara	16-15	L

**1923-24 (7-4)**

Batavia YMCA	26-16	W
Buffalo Hewitts	16-15	L
Niagara	17-9	W
Alfred	45-10	W
Canisius (25)	26-16	L
Colgate	28-13	L
Syracuse	29-12	L
Buhl Club	33-29	W
Westminster	15-14	W
Canisius	32-26	W
St. Francis (Pa.)	51-14	W

**1924-25 (13-11)**

Rochester Optometry	32-17	W
Cornell	40-18	L
Sarah Heinz House	30-27	L
St. Lawrence	46-16	L
Clarkson	27-25	L
Rochester Optometry	33-11	W
Utica KC	27-24	L
Colgate	34-22	L
at Niagara	22-21	L
John Carroll	21-16	W
Roch. Mech. Inst.	44-19	W
Villanova	36-29	L
St. Thomas (PA)	29-26	W
Niagara	31-15	W
Canisius	2-0	W
(Forfeit: Canisius leading 13-10, refused to complete game)		
Duquesne	28-27	W
St. Francis (NY)	51-14	L
Sarah Heinz House	36-26	L
Canisius (24)	32-23	L
Alfred	20-12	W
Albany Coll. Phmcy.	52-14	W
Alfred	29-15	W
St. Francis (PA)	26-20	W
Roch. Mech. Inst.	56-9	W

**1925-26 (15-6)**

Alumni	15-10	W
Rochester Optometry	15-9	W
Colgate	46-27	L
Villanova	20-17	W
Canisius (24)	26-23	W
at Niagara	21-20	L
St. Thomas (PA)	25-13	W
Manhattan	32-24	L
Brooklyn Pharmacy	25-20	W
St. Anthony's (NJ)	50-18	W
Albany State Teachers	28-25	W
Albany Coll. Phmcy.	26-16	W
Alfred	22-19	W
Olean Metros	15-14	W
Niagara	15-13	L
Canisius	23-21	W
Syracuse Collegians	26-22	W
St. Thomas (Pa.)	29-27	L
Rochester Optometry	25-15	W
Alfred	21-20	L
St. Francis (Pa.)	24-13	W

**1926-27 (13-5)**

Cortland Normal	29-27	L
Toronto	33-31	W
Alfred	28-19	W
at Niagara	25-22	W
Canisius (24)	25-18	W
Villanova	29-27	W
Brooklyn Univ. Club	39-35	W
Brooklyn Law School	35-16	W
Seton Hall	28-23	L
St. Thomas (Pa.)	36-34	W
Loyola (Md.)	23-18	W
George Washington	21-16	W
St. Francis (Pa.)	30-24	L
Clarkson	44-16	W
Canisius	29-20	L
Niagara	23-21	W
Colgate	36-26	L
Alfred	27-20	W

**1927-28 (14-7)**

Rochester Bus. Inst.	43-23	W
Clarkson	27-26	W
St. Lawrence	39-27	L
Cornell	36-27	W
at Canisius	30-24	W
NY Savage PE	41-32	L
St. John's (NY)	30-23	L
Brooklyn Law School	53-25	W
Manhattan	31-27	W
Holy Cross	27-24	L
Albany State Teachers	16-15	W
Canisius	20-12	W
St. Thomas (Pa.)	25-19	W
Albright	30-29	L
St. Thomas (Pa.)	39-21	L
George Washington	43-23	W
American University	35-25	W
Mt. St. Mary's	31-22	L
Clarkson	35-23	W
St. Francis (Pa.)	36-27	W
Villanova	21-19	W

**1928-29 (17-7)**

Rochester Bus. Inst.	31-1	W
Rochester Bus. Inst.	33-25	W
Colgate	33-22	L
Clarkson	37-34	W
St. Lawrence	21-20	W
Toronto	36-17	W
Temple	37-30	L
Villanova	28-17	W
St. John's (NY)	35-23	L
Albany State Teachers	28-22	W
Jamestown (NY) KC	33-17	W
at Canisius	22-20	L
Cortland	42-17	W
Clarkson	46-14	W
St. Thomas (Pa.)	38-31	W
Canisius	46-27	W
Cornell	23-21	L
Albany Law School	29-28	W
Holy Cross	40-37	L

NY Crescent AC	37-34	W
St. Thomas (Pa.)	26-24	W
Elmira Pros	28-27	L
Canisius (24)	35-26	W
St. Francis (Pa.)	40-17	W

### 1929-30 (17-5)

Ithaca Phys Ed School	51-22	W
Clarkson	53-15	W
St. Lawrence	21-17	W
Colgate	29-26	W
Ashland	34-33	W
at Niagara	42-35	L
Duquesne	22-15	W
St. John's	49-24	L
Temple	55-26	L
Thiel	40-27	W
St. Thomas (Pa.)	26-16	L
Buffalo State	58-16	W
Canisius (24)	26-16	W
NY Crescent AC	27-22	W
St. Thomas (PA)	35-32	W
St. Francis (NY)	25-16	L
Holy Cross	42-36	L
Brown	37-35	W
St. Francis (Pa.)	45-21	W
Clarkson	45-12	W
Canisius	22-17	W
Buffalo Teachers	59-23	W
Niagara	51-33	W

### 1930-31 (10-3)

Toronto	45-27	W
Kane Indies	48-28	W
St. Francis (Pa.)	49-34	W
Canisius (24)	20-16	W
at Niagara	26-24	L
St. Vincent	35-34	L
St. Thomas (Pa.)	36-25	L
Coast Guard (Conn.)	44-16	W
St. Joseph's	45-24	W
St. Thomas (Pa.)	42-22	W
Canisius	32-28	W
Niagara	30-24	W
Allegheny	44-20	W

### 1931-32 (4-6)

Ithaca	32-26	W
St. Vincent	38-22	W
Niagara	27-24	L
Allegheny	35-28	L
Canisius (24)	44-22	L
St. Francis (Pa.)	28-27	W
St. Thomas (Pa.)	37-16	L
at Niagara	33-30	L
Canisius	26-24	L
John Carroll	27-14	W

### 1932-33 (7-3)

at Niagara	32-28	L
Niagara	30-20	W
Alfred	35-32	W
St. Thomas (Pa.)	34-20	L
Canisius (24)	36-35	W
Alfred	38-22	W
Canisius	22-21	L
Hornell KC	37-29	W
Jamestown (NY) G.E.	46-17	W
Bradford Eras	45-21	W

### 1933-34 (3-3)

Niagara	26-22	W
Alfred	27-19	W
Canisius (24)	35-19	L
at Niagara	48-33	L
Canisius	33-31	L
Alfred	35-30	W

### 1934-35 (1-5)

Alfred	29-23	W
at Niagara	39-27	L
Canisius (26)	42-20	L
Alfred	32-30	L
Niagara	41-23	L
Canisius	34-27	L

### 1935-36 (7-2)

Assumption	36-31	W
Alfred	37-27	W
St. Vincent	48-36	W
Niagara (27)	37-23	W
Canisius (24)	37-31	L
at Niagara	49-34	L
Alfred	36-35	W
Canisius	30-19	W
Duquesne Pharmacy	50-19	W

### 1936-37 (4-7)

St. Thomas (Pa.)	33-30	L
Cortland	40-36	W
at Niagara	50-20	L
Duquesne	41-27	L
at Canisius	40-30	L
Alfred	41-37	L
Niagara	51-40	L
St. Peter's	49-25	W
Loyola (MD)	36-23	L
Alfred	38-22	W
Canisius	40-36	W

### 1937-38 (9-0)

Assumption	38-36	W
Niagara (27)	44-40	W
St. Thomas (Pa.)	46-37	W
Niagara	33-28	W
Canisius (27)	47-43	W
St. Lawrence	50-39	W
Canisius	45-24	W
Alfred	50-32	W
Alfred	40-20	W

### 1938-39 (10-7)

Western Ontario	28-18	W
Alumni	26-24	W
Niagara	28-27	L
Scranton	45-43 (OT)	W
Queens Univ.	53-30	W
Seton Hall	49-31	L
Alfred	29-24	W
Marietta	36-27	L
Canisius (27)	45-36	W
Kent State	39-27	W
Niagara (27)	36-34	L
Scranton	41-36	L
Seton Hall	43-33	L
St. Peter's	35-29	W
Long Island	70-31	L
Alfred	51-34	W
Canisius	50-29	W

### 1939-40 (12-5)

Western Ontario	44-39	W
St. Mary's (Minn.)	29-21	W
Youngstown	40-35	W
Siena	51-43	W
Scranton	41-24	L
Grove City	46-39	W
Seton Hall	46-41	L
Scranton	39-32	L
Ashland	55-44	W
Canisius (27)	55-45	L
St. Francis (Pa.)	39-33	W
Fredonia	54-32	W
Canisius	51-50	W
Buffalo State	42-29	W
Niagara	31-29	W
at Niagara	38-28	L
Alfred	39-31	W

### 1940-41 (12-5)

Oswego State	35-30	W
Cortland	31-29	W
Scranton	52-44	W
John Carroll	63-44	W
Youngstown	53-33	W
Niagara (I)	43-29	L
Buffalo State	51-42	W
Alfred	39-36	W
Canisius (I)	39-36	L
Mansfield	49-42	W
St. Francis (Pa.)	44-32	W
Siena	60-36	W
Niagara	40-34	L
Manhattan	48-47	L
Scranton	63-51	L
Rider	48-45	W
Canisius	49-47	W

**1941-42 (12-8)**

Waynesburg	42-36	W
Oswego	52-44	W
Cortland	39-30	W
Hartwick	48-31	W
Oregon State	38-33	L
Colorado (I)	52-28	W
Ithaca	33-31	W
Buffalo State	63-30	W
Seton Hall	37-34	L
at Niagara	54-42	L
Niagara	55-41	L
Grove City	52-46	W
Alfred	58-50	W
St. Francis (Pa.)	44-37	W
Seton Hall	53-45	L
Villanova	58-38	L
Scranton	44-32	L
Mansfield	50-31	W
Canisius (I)	34-33	W
Canisius	50-27	L

**1942-43 (8-9)**

Akron	39-36	L
Oswego	48-38	W
Arnold	38-32	L
Hartwick	39-34	W
Alfred	49-29	W
Kansas (I)	53-21	L
Georgetown	56-41	L
Ithaca	37-29	W
West Virginia	50-37	L
Siena	46-23	W
Scranton	49-26	W
Western Kentucky	65-32	L
Niagara	46-34	L
Alfred	27	W
Canisius (28)	44-36	W
Niagara (28)	51-20	L
Canisius (I)	47-34	L

**1943-44 No Team Fielded**

**1944-45 (3-7)**

Ithaca	46-34	L
Gannon	44-38	L
Niagara	55-47	L
Buffalo State	55-13	W
Allegheny	49-48	W
Cortland	48-46	W
All-Army (Bona)	26-21	L
Ithaca	72-45	L
Cortland	67-55	L
at Niagara	50-35	L

**1945-46 (12-3)**

Alfred	34-31	W
Brockport	53-37	W
Grove City	52-37	W
Alfred	37-36	L
Gannon	62-59	L
Oswego	50-47	W
Niagara	50-47	W

Ithaca	42-37	W
Mansfield	57-40	W
at Niagara	64-54	L
Oswego	65-58	W
Brockport	70-35	W
Alfred	54-45	W
Mansfield	40-16	W
Siena	55-39	W

**1946-47 (10-11)**

Hartwick	69-34	W
Brockport	59-39	W
Canisius (I)	53-35	L
McGill	66-28	W
Western Ontario	54-44	L
Niagara	41-37	L
Gannon	59-34	W
Youngstown	58-50	L
St. Francis (NY)	56-51	W
Ithaca	47-46	L
Niagara (29)	66-55	L
Assumption	57-51	L
Mansfield	69-52	W
Patterson Tech	70-56	W
Upsala	58-57	L
Scranton	55-32	L
Hobart	56-50	W
Mansfield	71-54	L
Gannon	60-42	W
Brockport	53-52	L
Fredonia	83-30	W

**1947-48 (12-10)**

Colgate	79-43	L
Patterson Tech	51-37	W
Gannon	42-29	W
Buffalo State	50-30	W
Scranton	64-27	W
Utah State	51-47	L
Siena	53-41	L
Brockport	50-36	W
Niagara (29)	54-52	L
Lawrence Tech	54-49	W
Baltimore	64-32	W
St. Francis (Pa.)	52-29	W
Canisius	45-42	W
Lawrence Tech	43-38	L
Niagara	45-44	L
Ithaca	45-33	W
Scranton	44-42	L
Hartwick	64-50	W
Cortland	54-49	L
Gannon	49-30	W
Canisius (I)	39-35	L
Manhattan	35-31	L

**1948-49 (18-8, NCIT)**

Ithaca	61-32	W
Geneva	58-46	W
Canisius (I)	58-54	L
Dayton	51-49	W
Ohio Wesleyan	48-41	W
Lafayette	47-41	W

Colby	52-43	W
Georgetown	60-59	L
at Niagara	61-59	W
Youngstown	56-38	W
Kent State	67-51	W
Loyola (Ill.)	48-34	W
Scranton	59-38	W
Canisius (I)	53-44	L
Lawrence Tech	47-36	W
Gannon	70-31	W
Brockport	52-33	W
St. Francis (Pa.)	41-40	L
Waynesburg	58-45	W
Lawrence Tech	58-41	W
St. Francis (N.Y.)	54-33	W
Niagara	54-46	L
Gannon	47-45	L
Siena	40-39	W
Villanova	43-36	L
Gonzaga (NCIT)	49-40	L

**1949-50 (17-5)**

Scranton	66-48	W
Ithaca	64-54	W
LeMoyne	50-48	W
Brown (I)	54-51	W
St. Thomas (Minn.)	53-42	W
Regis	73-57	W
at Scranton	46-35	W
at LeMoyne	51-44	W
Siena	52-47	W
Niagara	52-48	W
Texas Wesleyan	65-59	W
Canisius (I)	49-42	L
Loyola (Ill.)	55-51	W
Gannon	76-49	W
Gannon	44-34	W
Waynesburg	58-50	W
at Niagara	58-45	L
Canisius	53-51 (2OT)	W
Quantico	57-42	W
Siena	42-38	L
Villanova	55-35	L
Seton Hall	42-41	L

**1950-51 (19-6, NIT)**

Brooklyn College	58-55	W
LeMoyne	56-47	W
Ithaca	78-42	W
Williams	51-39	W
Valparaiso (I)	79-61	W
Western Kentucky (I)	62-57	W
Youngstown	67-50	W
Seton Hall	74-61	W
Canisius (I)	77-72	W
Gannon	69-55	W
at Niagara	72-57	L
Westminster	86-83	W
Canisius (I)	64-57	W
Toledo 70-56		L
at Syracuse		62-56 L
at Loyola	58-50 (OT)	L
Siena	47-45	W

at Gannon	67-44	W
Murray State	79-75	W
Niagara	54-51	W
St. Peter's	64-47	W
Siena	54-45	L
Villanova	74-69	W
Cincinnati (NIT) (2)	70-67 (2OT)	W
St. John's (NIT) (2)	60-58	L

**1951-52 (21-6, NIT)**

Ithaca	69-42	W
Gannon	68-47	W
Bradley	66-51	W
Colgate	77-68	W
Lawrence Tech	68-46	W
Western Kentucky	73-60	W
Westminster	80-56	W
Canisius (1)	78-61	W
Niagara	65-42	W
Cincinnati	77-58	W
Sampson AFB	81-71	W
Youngstown	76-50	W
Loyola (Ill.)	79-48	W
John Carroll	78-66	W
Murray State	74-63	W
at Cincinnati	67-55	W
Duquesne	69-63	L
St. John's	59-56	L
Toledo	58-41	W
Siena	69-44	W
Canisius (1)	65-63	L
Niagara (1)	62-51	W
Siena	61-59	L
Villanova	66-59	L
West. Kentucky (NIT) (2)	70-69	W
Dayton (NIT) (2)	69-62	L
Duquesne (NIT) (2)	48-31	W

**1952-53 (11-11)**

John Carroll	90-54	W
Westminster	68-44	W
Ithaca	59-54	W
Quantico	86-83	W
Siena	65-46	W
St. Louis (18)	67-59	L
Villanova (18)	75-65	L
at Western Kentucky	94-63	L
Duquesne	86-66	L
Niagara (1)	51-46	L
Canisius	59-58 (OT)	W
Gannon	77-43	W
Villanova	74-69	L
Duquesne	70-58	W
Seton Hall	74-67	L
Siena	50-49	W
at St. Louis	72-61	L
Niagara	61-48	L
Gannon	75-59	W
at Detroit	84-70	L
Ithaca	91-62	W
Canisius (1)	66-64	L

**1953-54 (12-11)**

Murray State	68-60	L
LeMoyne	67-57	W
Ithaca	89-55	W
at LeMoyne	58-52	W
St. Vincent	78-57	W
Western Kentucky (1)	82-76	L
Detroit (1)	70-66	W
Wichita (1)	77-71	L
Canisius (1)	58-55	W
Niagara	82-58	L
at John Carroll	83-79 (2OT)	L
Gannon	77-67	W
Gannon	68-66	W
Duquesne	53-41	L
Seton Hall	63-60 (OT)	W
Niagara	79-65	L
Siena	87-64	W
Villanova (4)	79-64	L
Siena	62-56	L
St. Louis (1)	77-73	L
Canisius (1)	73-71	W
St. Vincent	89-61	W

**1954-55 (13-10)**

St. Vincent	91-49	W
Ithaca	104-70	W
Villanova (1)	80-64	L
Columbia (1)	73-71	W
Georgetown (1)	66-59	W
Canisius (1)	59-56	L
at Westminster	80-74	W
Niagara (1)	85-61	L
Iona (2)	69-54	W
Canisius (1)	76-59	L
Duquesne (1)	57-50	L
Siena	64-60	W
St. Francis (Pa.)	95-93 (OT)	L
LeMoyne	58-52	W
at Siena	63-61 (OT)	W
at St. Francis (Pa.)	93-88	L
Niagara (1)	75-71	W
Westminster	90-82	W
St. Francis (N.Y.) (1)	71-64	L
at LeMoyne	73-69	W
Canisius (1)	74-62	L
at St. Vincent	68-53	W
at Duquesne	68-50	L

**1955-56 (11-12)**

St. Vincent	85-67	W
St. Francis (Pa.)	69-63	W
at St. Francis (N.Y.)	79-77	L
Iona	77-52	W
at Fordham	66-55	W
Georgetown (1)	79-55	W
Xavier (1)	95-86	L
Canisius (1)	77-47	L
LeMoyne	80-70	W
Canisius	74-73	L
Niagara (1)	87-75	L
Siena	62-61	W
Duquesne (1)	70-60	L

Scranton	76-55	W
Memphis State (1)	79-67	W
Canisius (1)	86-71	L
Gannon	85-65	W
LeMoyne	81-61	W
Niagara (1)	83-72	L
at St. Francis (Pa.)	99-83	L
Villanova	72-54	L
St. Peter's	85-74	L
at Duquesne	64-56	L

**1956-57 (17-7, NIT)**

Siena	86-44	W
Siena	77-51	W
St. Francis (N.Y.)	79-57	W
Iona	64-63	L
Creighton	70-60	W
LeMoyne	82-62	W
Villanova	85-69	W
Morehead	79-62	W
Niagara	86-75	W
Steubenville	77-70	W
Canisius	70-63	L
Duquesne	79-63	W
St. Vincent	70-62	W
Gannon	93-67	W
Gannon	83-75 (OT)	L
Canisius	57-48	W
LeMoyne	69-61	W
Niagara (1)	74-66	W
Duquesne	65-63 (OT)	L
Temple	72-69 (OT)	L
Cincinnati (NIT) (2)	90-72	W
Seattle (NIT) (2)	85-68	W
Memphis St. (NIT) (2)	80-78 (OT)	L
Temple (NIT) (2)	67-50	L

**1957-58 (21-5, NIT)**

Siena	76-47	W
Wichita (1)	61-52	W
LeMoyne	58-46	W
Cincinnati (17)	81-58	L
Marshall (18)	87-68	L
South Carolina (1)	79-59	W
St. Francis (Pa.)	72-50	L
Iona	75-54	W
Detroit	81-59	W
St. Francis (N.Y.)	74-61	W
Niagara	69-66	W
Villa Madonna	69-57	W
Canisius	77-49	W
Gannon	72-60	W
at LeMoyne	65-50	W
LaSalle (1)	85-71	W
St. Francis (Pa.)	85-69	W
at Villanova	80-66	W
St. Vincent	86-69	W
Canisius (1)	62-55	W
Providence	67-57	W
Niagara 65-61	W	
Duquesne	77-54	L
St. Joseph's (NIT) (2)	79-75	W
Xavier (NIT) (2)	72-53	L
St. John's (NIT) (2)	84-69	W

**1958-59 (20-3, NIT)**

Villa Madonna	86-55	W
Kentucky Wesleyan	89-71	W
Gannon 86-44		W
Duquesne (1)	69-56	W
Ohio Wesleyan	91-43	W
Boston College (1)	82-70	W
at Iona 68-54		W
at St.Vincent	88-45	W
Canisius 86-79		W
St. Francis (Pa.)	92-86	L
St. Francis (N.Y.)	74-56	W
Villanova (1)	82-76	W
Siena 89-69		W
Niagara 92-79		W
St. Francis (Pa.)	72-68	W
Detroit (1)	85-64	W
Providence	53-50	L
Marshall (1)	90-79	W
at Siena 75-43		W
Niagara 64-63		W
St.Vincent	98-81	W
Canisius (1)	68-51	W
St. John's (NIT) (2)	82-74	L

**1959-60 (21-5, NIT)**

Villa Madonna	95-69	W
Xavier 69-57		L
at Siena 69-42		W
Santa Clara	69-48	L
Texas Southern	88-70	W
Cincinnati (2)	96-56	L
Manhattan (2)	96-86	W
St. John's (2)	95-78	W
Valparaiso (1)	105-77	W
Niagara 83-75		W
St.Vincent	84-71	W
at Gannon	91-74	W
Canisius (1)	70-67	W
Marshall (1)	93-80	W
Providence	90-89 (3OT)	W
Duquesne (1)	83-75	W
Villanova (4)	72-70	W
Marquette (1)	74-70	W
at Duquesne	76-70	W
at Niagara	89-80	W
at St.Vincent	115-56	W
Canisius (1)	87-62	W
Holy Cross (NIT) (2)	94-81	W
St. John's (NIT) (2)	106-71	W
Bradley (NIT) (2)	82-71	L
Utah State (NIT) (2)	99-83	L

**1960-61 (24-4, NCAA)**

John Carroll	109-45	W
Murray State (1)	92-39	W
Villa Madonna	93-73	W
Eastern Kentucky (1)	78-69	W
at Xavier 85-75		W
Morehead (1)	106-88	W
Western Ontario	86-49	W
St. Joseph's (2)	83-70	W

Utah (2) 89-88		W
Ohio State (2)	84-82	L
Belmont Abbey	75-63	W
Duquesne (1)	89-78	W
Gannon 103-71		W
at Niagara	88-68	W
Canisius (1)	96-76	W
at Marquette	92-73	W
at Bradley	75-63	W
Tennessee A&I	104-87	W
Boston College (1)	103-69	W
at Providence	95-79	W
DePaul (1)	78-69	W
Siena 99-57		W
Niagara 87-77		L
at Duquesne	79-74 (OT)	L
Canisius (1)	84-72	W
Rhode Island (NCAA) (12)	86-76	W
Wake Forest (NCAA) (12)	78-73	L
Princeton (NCAA) (12)	85-67	W

**1961-62 (14-7)**

Kent State	69-52	W
Villa Madonna	82-59	W
Xavier (1)	79-57	W
Bellarmine	89-58	W
Western Kentucky (16)	66-65	W
Louisville (16)	73-72	W
at Duquesne	74-57	L
DePaul 70-60		W
Detroit 77-70		L
Belmont Abbey	85-68	W
Duquesne (1)	73-52	L
Niagara 71-51		L
Canisius (1)	84-78	L
Seton Hall	113-100	W
Providence (1)	71-60	L
Tennessee A&I	111-104	W
Rhode Island (1)	88-62	W
at DePaul 88-69		W
at Iona 84-67		W
at Niagara	83-69	L
Canisius (1)	93-87	W

**1962-63 (13-12, NCIT)**

Southern Illinois (1)	73-66	L
Villa Madonna	80-56	W
Ohio Univ.	75-60	W
Kent State	92-67	W
at Morehead	81-80	L
at Xavier 86-77		L
Holy Cross (2)	82-68	W
West Virginia (2)	94-82	L
New York Univ. (2)	90-81	L
Belmont Abbey	88-56	W
Duquesne (1)	80-72	W
at Niagara	80-63	L
Canisius (1)	71-69	W
Detroit (1)	78-73	L
at Providence	83-71	W
Creighton (1)	81-74	L
Steubenville	82-76	W

DePaul (1)	71-67	W
Tennessee State	86-85	L
Villanova (1)	79-58	W
Niagara 87-63		W
at Duquesne	78-68	L
Canisius 88-72		L
Regis (NCIT) (15)	76-75	W
Xavier (NCIT) (15)	89-75	L

**1963-64 (16-8, NIT)**

Villa Madonna	94-71	W
Tulsa (1) 79-64		W
Steubenville	113-86	W
Xavier (1)	87-82	W
Western Ontario (1)	109-55	W
Eastern Kentucky (1)	87-63	W
Boston College (4)	77-74	W
Drake (4) 64-62		W
LaSalle (4)	83-80	L
Duquesne (1)	97-95	W
Niagara 96-82		W
Canisius (1)	78-75	L
Pan American	84-77	W
at Detroit	111-81	L
Santa Clara	75-54	W
Villanova 57-52		L
American	79-67	W
St. Joseph's (1)	94-83	W
at DePaul 81-76		L
Providence	79-75	W
at Duquesne	86-80	L
at Niagara	91-69	W
Canisius (1)	87-74	L
Army (NIT) (2)	64-62	L

**1964-65 (15-8)**

Quincy 78-64		W
Kent State (1)	73-69	W
Villa Madonna	99-65	W
St. Francis (Pa.)	88-68	W
Illinois Wesleyan	114-76	W
Colorado State (1)	86-81	L
at Xavier 100-78		L
Acadia 95-52		W
Lawrence Tech	95-61	W
Duquesne (1)	67-65	W
at Niagara	71-66	W
Canisius (1)	70-67	L
at Fairfield	88-68	W
at Providence	77-76	L
Kentucky Wesleyan	103-73	W
Seton Hall (1)	79-63	W
at Iona	74-63	W
Villanova (1)	77-64	L
Detroit (1)	84-71	W
at Duquesne	99-65	L
Niagara 87-69		W
at St. Joseph's	95-87	L
Canisius (1)	80-67	L

**1965-66 (16-7)**

Detroit College	105-79	W
Oklahoma City	79-71	L
Villa Madonna	84-62	W
Xavier (1)	92-72	W
Texas Southern	97-76	W
San Francisco (1)	75-58	W
St. Joseph's (Ind.)	122-76	W
Baldwin-Wallace	100-67	W
Temple (4)	84-72	L
Brigham Young (4)	99-87	L
Duquesne (1)	96-73	W
Niagara	92-65	W
Canisius (1)	80-76	W
at Seton Hall	88-82	W
at Duquesne	71-70	W
DePaul (1)	73-69	W
at Detroit	89-84	L
Providence (1)	82-62	L
at Villanova	93-81	L
Fairfield (1)	65-55	L
at Niagara	67-63	W
at Kent State	65-56	W
Canisius (1)	66-61	W

**1966-67 (13-9)**

Quincy	100-64	W
Villa Madonna	77-65	W
at Xavier	97-80	L
Denver (1)	65-58	L
Santa Barbara	80-71	W
Kent State	57-55	W
Rhode Island (2)	109-79	L
Brigham Young (2)	96-84	L
Belmont Abbey	72-46	W
Villanova (1)	80-62	L
at DePaul	76-73	L
Niagara (1)	79-77	W
Toledo	72-70	L
Canisius	97-58	W
Duquesne (1)	91-69	W
at Providence	80-65	L
Manhattan	99-80	W
Fairfield (2)	92-90	W
Seton Hall	72-60	W
at Duquesne	77-73 (OT)	L
Niagara	55-50	W
Canisius (1)	55-52	W

**1967-68 (23-2, NCAA)**

Quincy	103-55	W
Gannon	105-85	W
at Toledo	94-93 (OT)	W
Xavier	93-69	W
Duquesne	96-74	W
Auburn (14)	77-73	W
Seattle (14)	83-77	W
Loyola (Md.)	94-78	W
Baldwin-Wallace	81-69	W
at Kent State	80-63	W
Niagara	101-72	W
DePaul	77-67	W
Canisius (1)	71-65	W
Detroit	103-74	W

St. Francis (Pa.)	74-58	W
at Villanova	66-62	W
Providence	70-56	W
at Seton Hall	81-71 (OT)	W
Creighton	97-84	W
Canisius	79-62	W
Niagara (1)	97-84	W
at Fairfield	70-69 (OT)	W
Boston College (NCAA) (21)	102-93	W
North Carolina (NCAA) (22)	91-72	L
Columbia (NCAA) (22)	95-75	L

**1968-69 (17-7)**

Detroit College	111-70	W
at St. Francis (Pa.)	91-77	W
Thomas More	82-63	W
Toledo	85-75	W
at Detroit	71-68	L
Illinois Wesleyan	109-76	W
Univ. of Pacific (13)	91-65	W
Duquesne (13)	89-70	L
Oklahoma City (13)	81-71	L
Villanova	68-67	L
at Providence	70-59	L
St. Francis (N.Y.)	88-65	W
Niagara (1)	70-68	W
at Duquesne	84-69	L
Canisius	79-61	W
at Xavier	71-69	W
Fairfield	105-80	W
Marquette (2)	84-62	W
Kent State	81-58	W
at DePaul	72-71 (OT)	L
Niagara	98-90	W
Seton Hall	97-79	W
Canisius (1)	91-64	W
at Creighton	74-72	W

**1969-70 (25-3, NCAA)**

Detroit College	106-54	W
Xavier	82-69	W
Detroit	97-68	W
Duquesne	77-58	W
New York Univ.	107-60	W
St. Joseph's (2)	96-61	W
Purdue (2)	91-75	W
Baldwin-Wallace	96-63	W
Loyola (Md.)	96-52	W
at Kent State	94-65	W
DePaul	83-59	W
Canisius (1)	62-49	W
at Villanova	64-62	L
Niagara	89-81	W
Belmont Abbey	131-64	W
at Toledo	77-71	W
at Seton Hall	103-83	W
Providence	68-52	W
at St. Francis (N.Y.)	87-57	W
Long Island	71-61	W
Canisius	91-68	W
Niagara (1)	104-68	W
at Fairfield	86-59	W
Davidson (NCAA) (19)	85-72	W
N. Carolina St. (NCAA) (20)	80-68	W

Villanova (NCAA) (20)	97-74	W
Jacksonville (NCAA) (11)	91-83	L
N. Mexico St. (NCAA) (11)	79-73	L

**1970-71 (21-6, NIT)**

Detroit College	104-73	W
at DePaul	79-68	W
Loyola (Md.)	92-62	W
Army (2)	58-51	W
Tennessee Tech	82-58	W
Illinois Wesleyan	92-57	W
Bradley (10)	86-77 (2OT)	W
Georgia Tech (10)	70-68	W
at Detroit	75-73	L
Kent State	85-68	W
Villanova	80-67	L
at Duquesne	89-68	L
Canisius	79-76	W
Niagara	89-73	W
at Xavier	104-77	W
Fairfield	69-48	W
at Long Island	64-60	W
Seton Hall	81-74	W
Creighton	104-84	W
Niagara (1)	76-59	L
St. Francis (N.Y.)	105-65	W
Canisius (1)	94-68	W
at Providence	88-58	L
Purdue (NIT) (2)	94-79	W
Hawaii (NIT) (2)	73-64	W
Georgia Tech (NIT) (2)	76-71 (2OT)	L
Duke (NIT) (2)	92-88 (OT)	W

**1971-72 (16-8)**

Thomas More	83-51	W
DePaul	80-66	W
at Bowling Green	87-84	L
Boston College	86-66	W
Univ. of Rochester (3)	84-60	W
Pennsylvania (3)	70-69	L
Baldwin-Wallace	100-69	W
Kent State	76-63	W
Xavier	70-51	W
Duquesne	96-91	L
at South Carolina	61-59	L
Canisius (1)	73-70	L
at Villanova	87-72	L
Niagara	76-73	W
South Florida	90-74	W
Northern Illinois	96-81	W
Detroit	67-66	L
at Creighton	88-73	W
Providence	98-82	W
at St. Francis (N.Y.)	94-58	W
Long Island	89-69	W
Canisius	95-77	W
Niagara (1)	80-74	L
at Fairfield	95-76	W

## 1972-73 (13-13)

Illinois Wesleyan	92-63	W
Bowling Green	83-70	W
at Georgetown	73-70 (OT)	L
Thomas More	98-87	W
at Boston College	78-65	L
at DePaul	70-68	L
Ashland	99-87	W
Baltimore	86-62	W
Davidson (12)	83-76	L
Bradley (12)	79-77	L
Virginia Tech	96-93	L
at Duquesne	84-60	L
Villanova	62-57	W
at Long Island	70-66	L
Canisius	68-58	W
Niagara (1)	88-78	W
St. Francis (N.Y.)	103-57	W
at Detroit	58-57	W
Fairfield	72-60	L
South Carolina	75-74	L
at Xavier	68-63	W
Niagara	49-45	L
Rutgers	95-91	W
Seton Hall (2)	61-55	L
Canisius (1)	63-58	W
at Providence	103-88	L

## 1973-74 (17-9)

Illinois Wesleyan	83-75	W
Georgetown	75-68	W
Loyola (Md.)	96-82	W
at St. Francis (N.Y.)	95-84	W
Xavier	93-67	W
Baltimore	92-67	W
at UCLA	111-59	L
Cincinnati (4)	71-65	L
Harvard (4)	70-69	W
Pennsylvania (4)	77-70	W
Baldwin-Wallace	122-72	W
at Virginia Tech	77-75	L
Thomas More	118-92	W
DePaul	79-77	L
Duquesne	84-71	W
Canisius (1)	69-64	L
Belmont Abbey	81-70	W
at Villanova	66-64 (2OT)	W
Detroit	64-61	W
Providence	74-69	L
Niagara	64	L
at Fairfield	82-75	L
Long Island	84-77	W
Canisius	85-82	W
Niagara (5)	80-71	W
at Rutgers	90-85	L

## 1974-75 (14-13)

Baltimore	79-74	W
at Georgetown	77-57	L
Seton Hall (2)	75-69	L
at DePaul	89-72	L
Baldwin-Wallace	96-72	W

UCLA (11)	78-62	L
Georgia Tech (11)	70-61 (OT)	L
Virginia Tech	88-61	W
Thomas More	90-61	W
at Long Island	90-83 (OT)	L
St. Francis (Pa.)	83-70	W
at Duquesne	96-91	L
Villanova	77-70	W
Canisius	76-73	W
Niagara (5)	95-88	L
Loyola (Md.)	98-73	W
St. Francis (N.Y.)	108-89	W
at Detroit	86-82	L
Syracuse	97-89 (OT)	L
Fairfield	80-74	W
at Xavier	72-62 (OT)	L
Niagara	81-71	W
Rutgers	93-91	W
Canisius (1)	78-73	W
at Providence	82-69	L
Fairfield (ECAC) (1)	78-73	W
Syracuse (ECAC) (1)	100-81	L

## 1975-76 (17-10)

12/16 Georgetown	63-59 (OT)	W
12/10 at Syracuse	96-84	L
12/17 Thomas More	70-63	W
12/20 Illinois Wesleyan	95-84	W
12/26 Manhattan (2)	67-65	L
12/29 Columbia (2)	84-73	W
1/3 at Virginia Tech	115-74	L
1/7 Detroit	83-81 (OT)	L
1/14 Duquesne	84-78	W
1/17 at St. Francis (Pa.)	85-79	W
1/19 DePaul	101-82	W
1/21 Cleveland State	114-80	W
1/24 Canisius (1)	80-71	W
1/27 at Villanova	94-82	L
1/31 Niagara	67-53	W
2/7 Long Island	98-87	W
2/9 at Notre Dame	95-80	L
2/11 Canisius	93-60	W
2/14 at Fairfield	80-77	W
2/16 at St. Francis (N.Y.)	71-65	L
2/21 Providence	78-77	W
2/23 St. Joseph's (Ind.)	79-71	W
2/25 at South Carolina	77-67	L
2/28 Niagara (5)	74-66	W
3/1 at Rutgers	85-80	L
██████████ Niagara (ECAC)	67-66	L
██████████ Manhattan (ECAC)	84-74	W

## 1976-77 (24-6, NIT Champions)

12/1 Fairleigh Dickinson	83-55	W
12/4 at Georgetown	76-60	L
12/8 at Cornell	81-73	W
12/11 Villanova	84-74	W
12/15 CCNY	116-76	W
12/18 at Long Island	72-71	W
12/28 Univ. of Rochester (3)	59-40	W
12/29 Princeton (3)	59-55	L

1/5 at DePaul	85-74	L
1/8 Virginia Tech	94-82	W
1/12 at Duquesne	79-77	W
1/15 St. Francis (N.Y.)	113-78	W
1/17 St. Francis (Pa.)	106-82	W
1/22 at Jacksonville	69-63	W
1/26 Canisius	88-53	W
1/29 at Providence	82-75	L
2/7 South Carolina	2-0*	W
2/9 at Detroit	78-62	L
2/12 Syracuse	91-84	W
2/16 Gannon	91-65	W
2/19 Niagara	85-71	W
2/21 Siena	98-76	W
2/23 Fairfield	73-68	W
2/26 Canisius (1)	79-54	W
2/29 at Niagara (5)	88-76	W
3/2 at Syracuse (ECAC)	85-72	L
3/10 Rutgers (NIT) (6)	79-77	W
3/15 Oregon (NIT) (2)	76-73	W
3/17 Villanova (NIT) (2)	86-82	W
3/20 Houston (NIT) (2)	94-91	W

\*NCAA does not recognize forfeit win over South Carolina

## 1977-78 (21-8, NCAA)

11/30 Scranton	84-74	W
12/3 Georgetown	71-67	W
12/6 Cornell	61-51	W
12/10 at Syracuse	107-81	L
12/12 Detroit	94-92	L
12/27 Florida (10)	88-75	L
12/28 Jacksonville (10)	103-75	W
1/2 Iona	93-85	W
1/4 Howard	108-74	W
1/8 at Virginia Tech	94-89	L
1/11 Wisconsin-Milwaukee	70-68	W
1/14 Notre Dame (3)	79-78	L
1/18 Long Island	111-83	W
1/21 Canisius (1)	96-60	W
1/25 at Hofstra	83-73	W
1/28 Niagara	89-76	W
1/30 at St. Francis (N.Y.)	90-72	W
2/2 Providence	72-64	W
2/4 Jacksonville	94-89	W
2/8 Villanova (4)	91-76	L
2/13 Canisius	97-88	W
2/18 Duquesne	82-80	W
2/20 at Fairfield	92-81	L
2/22 LaSalle	108-95	W
2/25 Niagara (5)	69-67	W
2/27 at St. Francis (Pa.)	75-72	W
3/1 Syracuse (ECAC) (3)	70-69	W
3/4 VCU (ECAC) (3)	63-61	W
3/12 Pennsylvania (4)	92-83	L

## 1978-79 (19-9, NIT)

11/29 Steubenville	126-56	W
12/2 at Georgetown	71-59	L
12/6 Villanova	76-74	W
12/9 at Old Dominion	87-70	L
12/16 St. Francis (NY)	119-103	W
12/23 Upsala	86-67	W

12/29	UNC-Charlotte (8)	74-61	L
12/30	North Texas St. (8)	83-67	W
1/6	at Long Island	79-78	L
1/8	Virginia Tech	95-76	W
1/11	at Duquesne	77-76	W
1/13	Rhode Island (9)	95-67	L
1/20	Fairfield	83-82 (OT)	W
1/22	at Ohio Univ.	84-81 (OT)	W
1/24	Canisius	93-77	W
1/27	Niagara (5)	74-72 (OT)	W
1/29	Assumption	107-78	W
2/3	at Providence	59-51	W
2/5	Hofstra	101-81	W
2/10	Syracuse	74-69	L
2/12	St. Francis (Pa.)	86-77	W
2/14	at Detroit	106-101 (OT)	L
2/17	Niagara	77-73	W
2/19	Virginia Commonwealth	84-76	W
2/21	at Wisconsin-Mil.	73-67	W
2/24	Canisius (1)	97-90 (OT)	W
2/28	Syracuse (ECAC) (3)	83-71	L
3/8	at Alabama (NIT)	98-89	L

### 1979-80 (16-11 / 5-5 A-10, 6th)

12/1	Baltimore	75-68	W
12/3	Ohio Univ.	77-64	W
12/5	Villanova (4)	85-59	L
12/10	Clarion	105-92	W
12/15	at Pittsburgh	71-70	L
12/22	at St. Francis (NY)	83-67	W
12/28	American Univ. (30)	75-69	W
12/29	Iona (30)	75-67	L
1/2	Stonehill	84-77	W
1/4	Providence	81-75	W
1/7	Wagner	73-72	W
1/9	Penn State	89-74	W
1/12	at St. Francis (Pa.)	74-61	L
1/16	at George Washington	81-76	L
1/19	Canisius (1)	77-70	L
1/26	Niagara	95-92	L
1/28	Seton Hall	85-80	W
1/30	at Fairfield	55-54	L
2/2	Duquesne	90-87	W
2/4	Detroit	88-86	W
2/6	at Virginia Tech	82-70	L
2/9	Syracuse (7)	105-80	L
2/13	Colgate	81-56	W
2/16	Old Dominion	84-72	W
2/20	Canisius	87-77	W
2/23	Niagara (5)	93-76	W
2/26	at Rutgers (A-10)	76-74	L

### 1980-81 (14-13 / 6-7 A-10, 6th)

11/29	American International	79-61	W
12/2	Pittsburgh	84-68	L
12/6	at Massachusetts	96-79	W
12/9	Rutgers	77-67	W
12/20	at Geo. Washington	62-60	L
12/29	Siena (3)	89-84	W
12/30	Canisius (3)	78-63	W
1/3	at Pittsburgh	65-61	L
1/5	Massachusetts	104-80	W
1/10	St. Michael's (Vt.)	98-80	W

1/14	at West Virginia	82-81	L
1/17	at Rutgers	64-58	W
1/21	Canisius	74-68	W
1/24	West Virginia	85-69	L
1/26	Syracuse	74-71	W
1/28	Duquesne	75-73	L
1/31	at Niagara (5)	64-63	L
2/2	at Detroit	71-63	L
2/5	Marquette (3)	75-65	L
2/9	at Rhode Island	63-58	W
2/11	Iona	87-72	W
2/14	George Washington	90-75	W
2/18	at Penn State	64-53	L
2/22	at Duquesne	79-72	L
2/25	Niagara	73-69	W
2/28	Canisius (1)	89-86	L
3/3	at West Virginia (A-10)	64-62	L

### 1981-82 (14-14 / 7-7 A-10, T-4th)

11/28	Davis and Elkins	79-66	W
12/2	Canisius	59-41	W
12/5	Niagara (5)	59-43	W
12/9	at Syracuse	74-67	L
12/12	Wheeling	73-50	W
12/14	Bowling Green	65-55	L
12/21	Md.-Eastern Shore	93-68	W
12/29	Connecticut (31)	91-73	L
12/30	LaSalle (31)	68-65	L
1/6	Duquesne	57-53	W
1/9	Canisius (1)	71-67 (OT)	L
1/11	at Rutgers	51-41	L
1/16	West Virginia	71-67	L
1/20	at Pittsburgh	86-56	L
1/23	George Washington	68-44	W
1/25	Rutgers	30-29	W
1/28	Massachusetts	73-59	W
1/30	at George Washington	78-64	L
2/1	Niagara	97-81	W
2/4	at Massachusetts	54-52	L
2/6	at Rhode Island	91-60	L
2/9	at Marquette	40-35	L
2/11	Pittsburgh	61-57	W
2/13	at West Virginia	49-43	L
2/20	Rhode Island	66-59	W
2/22	at Duquesne	66-64	W
3/2	at Geo. Wash. (A-10)	69-66	W
3/5	West Virginia (A-10)	80-65	L

### 1982-83

#### (20-10, NIT/10-4 A-10, T-1st West)

11/29	Ohio Dominican	92-62	W
12/1	Syracuse	73-65	L
12/4	Niagara (5)	60-55	W
12/6	at Seton Hall	90-66	W
12/8	Canisius	86-73	W
12/14	at Bowling Green	86-72	L
12/18	Mercyhurst	98-72	W
12/28	Seton Hall (3)	76-74 (OT)	L
12/29	James Madison (3)	58-54	W
1/3	Davis and Elkins	83-53	W
1/8	at Penn State	71-67	L
1/12	George Washington	77-67	W

1/20	at West Virginia	64-63	W
1/22	at Duquesne	73-68	W
1/26	Niagara	102-85	W
1/29	at Rhode Island	90-73	W
2/2	Temple	75-65	W
2/5	Duquesne	80-66	W
2/7	St. Joseph's	68-65	L
2/10	at Rutgers	78-66	L
2/16	Boston University	67-61	W
2/19	West Virginia	63-61 (2OT)	W
2/26	Penn State	79-72 (OT)	W
2/28	Rutgers	68-66 (OT)	W
3/2	Canisius (1)	80-74	L
3/3	at George Washington	60-55	W
3/5	at Massachusetts	81-72	L
3/7	Geo. Wash. (A-10) (35)	77-67	W
3/8	W. Virginia (A-10) (35)	86-62	L
3/16	at Iona (NIT)	90-76	L

### 1983-84 (18-13 / 8-10 A-10, 7th)

11/29	Ashland	77-48	W
12/7	at Niagara	73-69	W
12/10	Canisius	78-61	W
12/13	St. Joseph's (4)	88-73	L
12/17	Pace	81-59	W
12/23	at Syracuse	71-62	L
12/28	American Univ. (3)	97-77	W
12/29	Northeastern (3)	87-72	L
1/5	Penn State	74-69	W
1/7	Rhode Island	83-77	W
1/12	at G. Washington	72-58	L
1/16	Widener	77-57	W
1/18	West Virginia	63-51	L
1/21	Massachusetts	81-64	W
1/26	at Rutgers	62-58	W
1/28	Duquesne	66-65	L
2/2	Temple	75-64	L
2/4	at Duquesne	61-60	W
2/9	at Massachusetts	91-81	L
2/11	Temple (4)	79-64	L
2/16	at West Virginia	81-68	L
2/18	Rutgers	77-70 (OT)	W
2/20	at Boston Univ.	75-60	W
2/23	St. Joseph's	59-51	L
2/25	George Washington	68-67	L
3/1	at Rhode Island	88-69	W
3/3	at Penn State	74-69	W
3/7	Penn State (A-10)(36)	71-57	W
3/8	St. Joseph's (A-10)(36)	68-67	W
3/9	Geo. Wash. (A-10)(36)	81-75	W
3/10	W. Virginia (A-10)(36)	59-56	L

### 1984-85 (14-15 / 7-11 A-10, 7th)

11/30	St. Francis (NY) (19)	73-59	W
12/1	St. John's (19)	58-57	L
12/5	Niagara	88-65	W
12/8	Canisius (1)	67-44	W
12/12	Syracuse	71-59	L
12/17	N. Carolina Wesleyan	84-65	W
12/28	Air Force (32)	67-52	W
12/29	Dayton (32)	83-60	L
1/5	at Rhode Island	74-70	W

1/7	Widener	56-55	W
1/10	George Washington	65-61	W
1/12	St. Joseph's	76-56	L
1/17	at West Virginia	64-58	L
1/19	at Massachusetts	69-53	L
1/24	Rutgers	83-70	L
1/26	Duquesne	72-67	W
1/31	at Temple	77-56	L
2/2	at Duquesne	66-63	L
2/4	at Penn State	64-59	W
2/7	Massachusetts	59-56	L
2/9	Temple	53-52	L
2/14	West Virginia	54-50	L
2/16	at Rutgers	87-81 (OT)	W
2/21	at St. Joseph's	79-64	L
2/23	at George Washington	71-56	L
2/28	Rhode Island	83-53	W
3/2	Penn State	72-57	W
3/6	R. Island (A-10) (37)	60-55	W
3/7	Temple (A-10) (37)	67-56	L

### 1985-86 (15-13 / 10-8 A-10, 4th)

11/23	Fairmont State	107-70	W
12/2	St. Mary's (Mich.)	78-71	W
12/4	California (Pa.)	97-58	W
12/7	at Missouri	67-55	L
12/11	at Massachusetts	78-77	W
12/14	Canisius	64-63 (OT)	W
12/21	at Syracuse	83-64	L
12/26	Iona (2)	74-72 (OT)	W
12/28	St. John's (2)	85-69	L
1/4	at Rutgers	64-57	W
1/6	at St. Joseph's	81-62	L
1/9	Duquesne	69-67	W
1/11	West Virginia	89-88 (2OT)	L
1/13	Rhode Island	82-81 (OT)	W
1/15	Niagara (5)	74-67	L
1/18	at Penn State	87-68	W
1/23	at George Washington	88-86	W
1/25	at Temple	87-74	L
1/30	Rutgers	79-68	W
2/1	St. Joseph's	73-65	L
2/3	Massachusetts	78-60	W
2/8	at West Virginia	82-61	L
2/10	at Duquesne	87-76	L
2/15	Penn State	66-65 (2OT)	W
2/17	at Rhode Island	58-52	L
2/20	Temple	72-63	L
2/22	George Washington	77-59	W
2/25	Duquesne (A-10)	71-67	L

### 1986-87 (5-23 / 3-15 A-10, 10th)

11/30	Lock Haven	89-85	W
12/3	Niagara	82-80	L
12/6	at West Virginia	86-65	L
12/8	Rutgers	79-67	W
12/11	Syracuse (1)	66-52	L
12/13	Temple	68-66	L
12/16	East Stroudsburg	103-58	W
12/20	Canisius (1)	80-74	L
12/27	Arizona (33)	70-64	L
12/29	UNC-Charlotte (33)	88-70	L

1/3	Cornell	69-66	L
1/5	Missouri	83-62	L
1/8	at Duquesne	66-52	L
1/11	at Geo. Washington	90-83	L
1/15	St. Joseph's	86-73	L
1/19	Rhode Island	89-79	L
1/24	George Washington	74-60	W
1/25	Penn State	78-57	L
1/29	at Massachusetts	43-39	W
1/31	at Rutgers	75-59	L
2/2	at St. Joseph's	68-62	L
2/5	West Virginia	63-49	L
2/7	Duquesne	75-65	L
2/14	at Penn State	60-40	L
2/19	at Temple	77-56	L
2/21	Massachusetts	69-57	L
2/23	at Rhode Island	54-51	L
3/5	at Duquesne (A-10) (40)	82-65	L

### 1987-88 (13-15 / 7-11 A-10, 6th)

12/5	Canisius	82-66	W
12/9	Niagara (5)	74-67	W
12/12	at Cornell	61-57	L
12/17	at Syracuse	111-68	L
12/22	at Jacksonville (10)	83-60	W
12/23	Illinois State (10)	63-61	W
12/28	George Mason	63-60	W
12/30	Notre Dame (1)	64-49	L
1/3	Massachusetts	69-63	W
1/7	Rutgers	82-61	W
1/14	at St. Joseph's	75-63	L
1/16	Temple	73-63	L
1/18	at West Virginia	71-54	L
1/21	Geo. Washington	73-64	W
1/23	Penn State	66-58	W
1/26	Kent State	84-61	W
1/28	at Temple	87-66	L
1/30	Duquesne	82-80	W
2/1	at Massachusetts	60-56	L
2/6	at Penn State	64-62	L
2/13	at Rhode Island	93-73	L
2/18	St. Joseph's	62-60	L
2/20	at George Washington	77-67	W
2/22	at Rutgers	87-72	L
2/27	Rhode Island	93-79	L
2/29	at Duquesne	78-76	W
3/2	West Virginia	76-64	L
3/9	at West Virginia (A-10)	57-40	L

### 1988-89 (13-15 / 7-11 A-10, 6th)

11/28	at Notre Dame	92-72	L
12/3	Bucknell	75-73	W
12/7	at Kent State	101-83	L
12/10	Canisius (1)	75-68	W
12/13	Niagara	81-78	W
12/17	St. Peter's	60-59	W
12/28	Indiana (38)	103-66	L
12/29	Detroit (38)	56-54	W
1/3	George Washington	83-60	W
1/5	at West Virginia	69-45	L
1/8	Massachusetts	74-70	W
1/11	Mt. St. Mary's	59-58	W

1/14	at Rhode Island	88-73	L
1/16	at Massachusetts	92-84	L
1/21	St. Joseph's	70-65	W
1/24	Penn State	94-93	W
1/26	Rhode Island	77-59	L
1/30	at Rutgers	79-50	L
2/2	Duquesne	80-78	W
2/4	St. Joseph's (4)	94-88 (OT)	W
2/6	at Temple	88-61	L
2/11	at George Washington	60-55	W
2/13	West Virginia	80-72	L
2/18	at Penn State	95-58	L
2/23	at Duquesne	109-74	L
2/25	Rutgers	83-80	L
3/1	Temple	89-70	L
3/4	Rutgers (A-10) (4)	100-67	L

### 1989-90 (8-20 / 3-15 A-10, 9th)

11/25	Canisius	90-79	W
11/27	at Cornell	70-67	L
12/2	Rutgers	75-72	W
12/6	Maryland-Balt. Cty.	82-66	W
12/13	Niagara (5)	72-62	W
12/16	at St. Peter's	93-66	L
12/24	Tenn.-Chatt (39)	76-62	L
12/30	Air Force (39)	79-63	W
1/4	at Bucknell	95-82	L
1/6	at West Virginia	105-65	L
1/13	at Penn State	93-61	L
1/15	at Massachusetts	82-55	L
1/20	Duquesne	65-59	W
1/23	Penn State	73-59	L
1/25	Geo. Washington	83-78	L
1/28	Temple	59-46	L
1/30	Rhode Island	87-75	L
2/3	at Geo. Washington	83-79	L
2/5	at Temple	81-64	L
2/8	St. Joseph's	61-58	L
2/12	at Duquesne	94-72	L
2/15	St. Joseph's	83-65	L
2/17	West Virginia	81-70	W
2/20	Wright State	84-82	W
2/22	at Rhode Island	94-72	L
2/24	Massachusetts	98-60	L
2/27	at Rutgers (OT)	79-76	L
3/3	Geo. Wash. (A-10) (4)	85-77	L

### 1990-91 (5-23 / 0-18 A-10, 10th)

11/24	Concordia	134-109	W
11/26	Niagara (5)	94-73	L
11/29	Cornell	53-52	L
12/1	at Rutgers	71-46	L
12/5	Temple	76-52	L
12/8	Morgan State	94-77	W
12/11	Niagara	73-71	L
12/15	Canisius (1)	82-53	L
12/21	Central Conn.	105-97	W
1/3	at West Virginia	125-64	L
1/5	at Massachusetts	82-55	L
1/8	Penn State	89-54	L
1/10	St. Joseph's	89-69	L
1/12	Massachusetts	95-86	L

1/14	at Rhode Island	97-79	L
1/19	Rhode Island	84-82 (OT)	L
1/22	Maine	94-73	W
1/26	at Temple	77-66	L
1/28	at St. Joseph's	87-78	L
1/31	Geo. Washington	88-51	L
2/4	at Duquesne	90-66	L
2/6	at Penn State	78-51	L
2/9	Rutgers	97-84	L
2/13	Canisius	86-78	W
2/20	West Virginia	89-84	L
2/23	Duquesne	95-85	L
2/27	at Geo. Washington	84-71	L
3/2	W. Virginia (A-10) (4)	93-86	L

### 1991-92 (9-19 / 3-13 A-10, 9th)

11/23	Dominican	60-38	W
11/26	at Wagner	60-59	L
11/30	Cent. Conn.	82-78	W
12/4	Niagara	79-64	W
12/10	Canisius	76-70	W
12/21	Wagner	84-83	L
12/30	at Georgia Tech	98-60	L
1/2	at Mercer	73-63	W
1/5	Geo. Washington	87-76	L
1/8	Rhode Island	93-64	L
1/12	at St. Joseph's	83-75	L
1/16	at Rutgers	85-51	L
1/18	at Duquesne	85-57	L
1/22	Niagara (5)	74-73	L
1/25	at Wright State	71-68	W
1/27	St. Joseph's	84-75	W
1/30	Temple	69-52	L
2/1	Canisius (1)	85-67	L
2/4	Massachusetts	76-58	L
2/8	at West Virginia	70-42	L
2/12	at Rhode Island	80-70	L
2/15	West Virginia	78-70	L
2/19	at Temple	69-60	L
2/22	at Massachusetts	104-67	L
2/25	Duquesne	60-59	W
2/27	at Geo. Wash.	74-58	L
2/29	Rutgers	76-71	W
3/7	Rutgers (A-10)	93-72	L

### 1992-93 (10-17 / 0-14 A-10, 8th)

12/1	Navy	83-74	W
12/5	Canisius (1)	85-67	W
12/8	Prairie View A&M	92-48	W
12/13	Hofstra (5)	66-50	W
12/19	Northern Iowa	74-63	W
12/30	Walsh College	75-68	L
1/4	at Maine	73-72	W
1/7	Rutgers	90-87 (2OT)	L
1/11	at Duquesne	78-73	W
1/14	at Rhode Island	96-82	L
1/17	Temple	74-58	L
1/19	at Niagara (5)	106-96	L
1/23	Canisius	67-62	W
1/26	Niagara	69-54	W
1/29	at West Virginia	92-56	L
1/31	Massachusetts	93-78	L

2/2	at Notre Dame	64-61	W
2/6	at Geo. Washington	64-59	L
2/8	at St. Joseph's	73-60	L
2/15	Rhode Island	83-81 (OT)	L
2/18	Geo. Washington	89-72	L
2/20	at Rutgers	82-61	L
2/22	St. Joseph's	70-69	L
2/27	at Temple	68-49	L
3/1	at Massachusetts	86-62	L
3/4	West Virginia	82-67	L
3/7	UMass. (A-10) (4)	75-62	L

### 1993-94 (10-17 / 4-12 A-10, 9th)

11/29	Canisius	86-83	W
12/1	at Navy	73-70	L
12/4	Massachusetts	86-66	L
12/6	at Rhode Island	91-68	L
12/11	at Seton Hall (41)	76-62	L
12/18	Niagara	86-69	W
12/29	Rice (42)	71-58	L
12/30	Midd. Tenn. St. (42)	83-69	W
1/3	Geo. Washington	71-67	W
1/4	at West Virginia	89-61	L
1/11	at Northern Iowa	74-70	W
1/15	at Massachusetts	87-60	L
1/19	Notre Dame	68-57	W
1/22	at Niagara (5)	73-65	W
1/25	at Canisius (1)	65-61 (OT)	L
1/29	West Virginia	72-66	W
2/3	at St. Joseph's	59-55	L
2/5	at Temple	73-52	L
2/10	St. Joseph's	81-78 (2OT)	W
2/12	Duquesne	78-77 (OT)	L
2/16	Temple	65-56	L
2/18	at Geo. Washington	83-73	L
2/21	Rutgers	91-83 (OT)	L
2/24	at Duquesne	97-76	L
2/26	Rhode Island	73-71	W
3/1	at Rutgers	76-70	L
3/5	St. Joseph's (A-10) (4)	94-83	L

### 1994-95 (18-13, NIT / 9-7 A-10, T-4th)

11/25	at Hawaii (43)	82-72	L
11/27	S. Illinois (43)	74-72	L
12/3	Canisius	76-74	L
12/7	Elmira	107-71	W
12/10	at Bucknell	88-75	W
12/12	at Niagara	76-71	W
12/22	at Notre Dame	57-54	L
12/29	Texas Southern (44)	79-77	W
12/30	at Toledo (44)	64-55	W
1/3	at Temple	70-57	L
1/5	at Geo. Washington	77-72	L
1/7	Appalachian State	76-32	W
1/10	Massachusetts	81-76 (OT)	L
1/13	at Duquesne	78-56	W
1/16	Niagara	95-63	W
1/21	at Canisius	67-53	W
1/24	West Virginia	77-66	W
1/28	at Rutgers	73-69	W
1/30	at Massachusetts	79-62	L
2/2	Temple	78-64 (2OT)	W

2/4	Rhode Island	69-66	W
2/7	Geo. Washington	79-61	W
2/9	at St. Joseph's	63-56	W
2/11	Duquesne	66-63	L
2/17	St. Joseph's	69-61	W
2/19	at West Virginia	71-69	W
2/23	at Rhode Island	63-57	L
2/25	Rutgers	80-76	L
3/5	St. Joseph's (A-10) (4) 84-78 (2OT)		L
3/16	S. Mississippi (NIT)	75-70	W
3/20	at Marquette (NIT)	70-61	L

### 1995-96 (10-18 / 4-12 A-10, 5th East)

11/29	East. Michigan (45)	83-63	L
12/2	at Canisius	77-64	L
12/5	at Niagara	77-55	W
12/9	at Wisconsin	76-62	W
12/12	Buffalo	74-64	W
12/23	at Rice	62-49	L
12/30	at Navy	68-64 (OT)	W
1/3	at Temple	58-56	L
1/6	at Appalachian St.	61-58	L
1/9	at Geo. Washington	87-78	L
1/11	at Fordham	57-50	W
1/14	Massachusetts	65-52	L
1/16	Canisius	53-38	L
1/20	Xavier	76-62	L
1/22	Virginia Tech	65-58	L
1/27	at Massachusetts	72-47	L
1/30	Rhode Island	72-69	W
2/3	at La Salle	96-79	L
2/5	at St. Joseph's	76-72	L
2/10	Bucknell	60-55	W
2/13	Duquesne	74-72	W
2/17	at Dayton	66-58	L
2/19	St. Joseph's	64-56	L
2/22	Fordham	73-47	W
2/29	Temple	57-54	L
3/2	at Rhode Island	93-71	L
3/6	Dayton (A-10) (35)	72-60	W
3/7	UMass (A-10) (35)	69-56	L

### 1996-97 (14-14 / 5-11 A-10, 5th East)

11/30	Canisius (46)	65-53	W
12/3	Rice	58-53	W
12/7	Buffalo (46)	69-67	L
12/11	Morgan State	89-54	W
12/14	Wisconsin	77-68	L
12/23	Navy	85-69	W
12/27	Ala.-Birmingham (47)	63-61	W
12/28	at Arizona St. (47)	68-57	W
1/2	at Virginia Tech	92-80	L
1/6	Geo. Washington	74-63	W
1/9	at St. Joseph's	82-80 (2OT)	L
1/11	at Temple	68-53	L
1/14	Massachusetts	63-59	L
1/18	Fordham	56-47	W
1/21	Niagara	88-73	W
1/25	at Rhode Island	79-66	L
1/29	at Fordham	82-72	W
2/4	Temple	73-55	W
2/8	Dayton	70-69	W

2/11	at Massachusetts	74-68	L
2/15	La Salle	72-68	L
2/17	Colgate (46)	70-55	W
2/20	Rhode Island	78-73	L
2/22	St. Joseph's	86-50	L
2/27	at Xavier	83-59	L
3/1	at Duquesne	96-85 (OT)	L
3/5	Dayton (A-10) (35)	81-75	W

### 1997-98 (17-15, NIT / 6-10 A-10, 4th East)

11/15	Bowling Green	71-63	W
11/20	at Liberty	68-48	W
11/25	Kent	84-59	W
11/29	at Canisius (46)	71-64	L
12/2	at Pittsburgh	86-80	W
12/5	Ohio (48)	59-46	W
12/6	Marquette (48)	68-61	L
12/13	Buffalo	63-59	W
12/21	Furman (49)	58-46	W
12/22	Oral Roberts (49)	70-67	W
12/23	Iowa (49)	81-67	L
12/30	Siena	82-57	W
1/3	Xavier	80-77	W
1/6	at Dayton	74-59	L
1/11	at Temple	64-43	L
1/14	at St. Joseph's	55-50	L
1/17	Rhode Island	86-81	W
1/19	at Massachusetts	62-50	L
1/21	Canisius	68-55	W
1/25	at La Salle	89-81 (OT)	L
1/27	Fordham	79-61	W
1/31	St. Joseph's	70-56	W
2/8	at Rhode Island	67-66	L
2/11	Virginia Tech	69-68 (OT)	L
2/14	Duquesne	71-61	L
2/19	Temple	68-45	L
2/21	at Fordham	46-44	W
2/25	Massachusetts	72-70 (2OT)	W
2/28	at Geo. Washington	71-67	L
3/4	Duquesne (A-10) (35)	75-62	W
3/5	Xavier (A-10) (35)	68-44	L
3/9	at Vanderbilt (NIT)	73-61	L

### 1998-99 (14-15 / 8-8 A-10, 4th East)

11/17	Liberty	74-64	W
11/21	Canisius	61-58	L
11/24	at Siena	86-67	L
11/27	Rider	61-58	W
11/30	at Southern Cal	91-82	L
12/5	at Kent	64-49	L
12/12	Niagara (46)	70-61	W
12/18	North. Arizona (43)	81-70	L
12/19	Hawaii (43)	78-69	W
12/27	at Syracuse	71-55	L
12/29	Delaware State	81-57	W
1/3	at St. Joseph's	64-48	L
1/6	at Temple	70-54	L
1/9	Massachusetts	53-50	W
1/13	at Xavier	62-57	L
1/16	at Virginia Tech	54-50	W
1/19	at Buffalo	61-53	W
1/21	George Washington	67-56	L
1/24	Fordham (2)	69-61	L

1/28	La Salle	68-63	W
1/30	Temple	74-59	W
2/6	Dayton	77-67	W
2/10	at Massachusetts	64-46	W
2/14	at Duquesne	69-62	W
2/16	Rhode Island	77-70	L
2/20	Fordham	71-54	W
2/24	at Rhode Island	66-62	W
2/27	St. Joseph's	64-61 (OT)	L
3/3	Dayton (A-10) (35)	70-69 (OT)	L

### 1999-00 (21-10, NCAA / 11-5 A-10, 2nd East)

11/19	Northeastern	65-61	W
11/23	at UNC Charlotte	66-56	L
11/27	Colorado State# (50)	64-54	W
11/28	UNC Charlotte# (50)	75-66	W
12/4	USC	80-67	W
12/11	at Canisius	88-60	W
12/18	Fla. Interntl.%	78-70 (OT)	W
12/21	Kent State	73-60	L
12/30	Cleveland State	71-69	W
1/2	Niagara	84-71	W
1/6	at Massachusetts	70-60	W
1/9	at LaSalle	66-51	W
1/12	St. Joseph's	76-71	W
1/15	Temple	57-56	W
1/22	at Fordham	66-60	L
1/26	at Geo. Washington	75-72	L
1/29	Rhode Island	84-44	W
1/31	at Wisc.-Green Bay	65-58	L
2/6	Fordham	73-68	L
2/10	Virginia Tech	61-54	W
2/12	at Dayton	68-64	L
2/16	at Rhode Island	64-54	W
2/19	Duquesne	71-62	W
2/24	at Temple	75-58	L
2/26	at St. Joseph's	83-74	W
3/1	Xavier	65-64	W
3/4	Massachusetts	86-69	W
3/9	Xavier (A-10) (35)	72-69	W
3/10	Dayton (A-10) (35)	56-50	W
3/11	Temple (A-10) (35)	65-44	L
3/16	Kentucky (NCAA) (51)	85-80 (2OT)	L

# - Sparkletts Invit. at Pepperdine U.

### 2000-01 (18-12, NIT / 9-7 A-10, 5th)

11/17	New Mexico St.# (52)	68-53	W
11/19	at Fresno St.# (52)	87-74	W
11/25	Charlotte (3)	79-78	W
11/29	at Kent State	56-53	L
12/2	Florida International	91-65	W
12/4	at Niagara	67-63	W
12/8	Toledo	84-67	W
12/11	Fairleigh Dickinson	95-66	W
12/13	Siena	99-85	W
12/30	Canisius	86-82	L
1/3	at St. Louis	76-63	L
1/6	at Temple	63-43	L
1/9	at Fordham	76-67	L
1/13	Massachusetts	66-65	W
1/16	at Cleveland State	64-61	W
1/21	Rhode Island	91-55	W
1/25	Dayton	66-51	W

1/27	at Geo. Washington	76-68	L
2/1	at St. Joseph's	104-97 (OT)	L
2/3	at LaSalle	80-76 (OT)	W
2/7	Duquesne	82-70	W
2/10	St. Joseph's	78-76	L
2/14	LaSalle	82-73	W
2/17	at Duquesne	72-60	L
2/21	at Xavier	77-60	L
2/24	Fordham	84-74	W
2/28	George Washington	78-73	W
3/3	at Massachusetts	66-59	W
3/8	Massachusetts (A-10) (35)	79-58	L
3/14	at Pittsburgh (NIT)	84-75	L

# - Hispanic College Fund Classic at Fresno State

### 2001-02 (17-13, NIT/8-8 A-10, 3rd East)

11/20	at Cleveland State	79-64	W
11/24	Niagara	90-75	W
11/28	Boston College (46)	96-82	L
12/1	at Toledo	82-76	W
12/5	at Oklahoma	80-74	L
12/8	Wisc.-Green Bay	93-83	W
12/12	Ohio	97-85	W
12/15	Davidson	79-70	W
12/20	at Siena	78-74	W
12/28	at Connecticut	88-70	W
12/31	at Kent State	93-82 (OT)	L
1/3	at Geo. Washington	92-86	L
1/6	Rhode Island	96-74	W
1/10	at La Salle	68-62	W
1/13	at St. Joseph's	93-87	L
1/16	Temple	93-74	W
1/19	Duquesne	96-89 (OT)	W
1/23	at Fordham	87-81	L
1/26	Massachusetts	67-65	L
2/3	at Dayton	81-75	W
2/6	Richmond	78-66	L
2/9	Xavier	80-79	W
2/13	at Massachusetts	60-56	W
2/16	Fordham	90-84	W
2/23	at Temple	75-71	L
2/28	St. Joseph's	91-84	L
3/2	at Rhode Island	80-72	L
3/6	Duquesne (A-10) (35)	81-66	W
3/7	Richmond (A-10) (35)	78-69	L
3/13	at Syracuse (NIT)	76-66	L

### 2002-03 (1-26\*/1-15 A-10, 6th East)

\* - 12 wins forfeited

11/22	vs. Va. Tech# (53)	91-78	W
11/23	vs. Michigan# (53)	89-68	W
11/24	vs. BYU# (53)	66-57	L
11/30	vs. St. Louis	56-54	L
12/4	at Boston Col.	105-96 (OT)	L
12/7	at Alabama	77-68	L
12/10	at Davidson	77-72	L
12/19	at Canisius	69-57	W
12/21	Kent State	93-80	W
12/28	Toledo	94-68	W
12/31	at Ohio	104-101	L
1/2	at Connecticut	95-78	L
1/5	Rhode Island	88-80	W
1/8	Saint Joseph's	75-58	L

1/11	at Xavier	99-83	L
1/16	at Fordham	76-70	W
1/18	La Salle	87-77	W
1/25	at Duquesne	86-78	W
1/28	Cleveland State	81-67	W
2/1	Temple	96-77	L
2/5	at Rhode Island	91-85	L
2/8	at Richmond	61-55	W
2/15	Massachusetts	82-76	L
2/19	Fordham	83-65	W
2/22	at Saint Joseph's	76-72	L
2/26	Geo.Wash.	94-89 (OT)	W

# - Paradise Jam, St. Thomas,  
U.S.Virgin Islands

**2003-04** (7-21/3-13 A-10, T-5th East)

11/21	Robert Morris	78-76	W
11/25	Ark.-Little Rock	89-75	W
11/29	at Creighton	83-63	L
12/3	#16 Syracuse (3)	87-78	L
12/6	Canisius	78-64	L
12/10	Iona	65-62	W
12/17	at Niagara	107-98 (OT)	L
12/20	North Texas	81-62	W
12/23	at George Mason	69-55	L
12/27	vs. Kent State	74-46	L
1/3	at Boston College	77-70	L
1/7	at Dayton	76-72	L
1/10	at Fordham	75-69	L
1/14	Massachusetts	77-71	W
1/17	Rhode Island	74-71	W
1/24	#3 Saint Joseph's	114-63	L
1/28	at Temple	76-57	L
2/1	Duquesne	85-78	L
2/4	at George Wash.	102-78	L
2/7	Temple	61-44	L
2/14	at La Salle	89-78	L
2/18	Richmond	75-55	L
2/22	at Rhode Island	81-57	L
2/25	Xavier	65-49	L
2/28	at Massachusetts	82-71	L
3/2	at #2 Saint Joseph's	82-50	L
3/6	Fordham	81-75	W
3/10	Xavier (A-10)	90-64	L

**2004-05** (2-26/1-15 A-10, 6th East)

11/19	at Iona	73-49	L
11/23	Marist	74-58	L
11/27	vs. Canisius (46)	67-61	L
12/1	at #3 Syracuse	91-67	L
12/4	Cornell	58-54	L
12/7	vs. West Virginia (54)	70-55	L
12/17	at Ark.-Little Rock	76-56	L
12/20	Niagara	111-75	L
12/22	George Mason	95-58	L
12/28	vs. N. Illinois (55)	71-62	L
12/29	vs. Alcorn St. (55)	80-66	W
1/5	at Rhode Island	72-70	L
1/8	LaSalle	68-57	L
1/12	#21 George Wash.	85-59	L
1/19	at Temple	71-47	L
1/23	at Duquesne	83-70	L
1/26	Massachusetts	82-78 (2OT)	L

1/29	Temple	87-66	L
2/2	Saint Joseph's	95-62	L
2/5	at Massachusetts	74-58	L
2/9	at Fordham	84-62	L
2/12	Rhode Island	70-64	W
2/16	at Xavier	67-54	L
2/19	at Saint Joseph's	65-47	L
2/22	Dayton	68-61	L
2/26	Fordham	87-66	L
3/5	at Richmond	86-68	L
3/9	Dayton (A-10)	78-48	L

**2005-06** (8-19/2-14 A-10, 13th)

11/18	Robert Morris	80-61	W
11/21	at Niagara	101-88	L
11/26	Canisius	77-55	W
11/30	West Virginia (3)	66-61	L
12/3	St. Francis Pa.	69-65	W
12/5	Central Conn. St.	85-56	W
12/10	Youngstown St.	66-58	W
12/17	at Toledo	83-68	L
12/21	at Marist	69-51	L
12/27	at Fla. Inter'l	69-65 (OT)	W
12/28	UT-San Antonio (56)	76-55	L
1/3	at Saint Louis	60-58	L
1/7	at Xavier	99-71	L
1/11	Temple	83-66	L
1/14	Rhode Island	71-66	L
1/21	at Fordham	79-72 (2OT)	L
1/25	at Dayton	78-55	L
1/28	Duquesne	86-82	L
2/1	Charlotte	76-60	L
2/4	at Saint Joseph's	82-51	L
2/9	Fordham	81-70	L
2/12	Richmond	71-57	W
2/15	at LaSalle	74-62	L
2/19	Massachusetts	72-64	L
2/25	at Duquesne	77-76	W
3/1	#7 George Wash.	89-78	L
3/4	at Richmond	65-64	L

**2006-07** (7-22/4-12 A-10, T-13th)

11/9	Chicago St. (57)	98-95	L
11/10	Alcorn St. (57)	68-59	W
11/14	Central Arkansas	69-64 (OT)	W
11/20	at Saint Francis (Pa.)	76-54	L
11/25	at Central Conn. St.	60-57	W
11/29	Niagara	74-63	L
12/2	Boston	74-46	L
12/6	Ohio	77-72	L
12/9	Wright State	59-57	L
12/16	at Albany	71-56	L
12/20	Hampton	89-74	L
12/23	at Canisius	80-71	L
12/30	at Syracuse	82-70	L
1/3	Saint Louis	74-69	W
1/10	Richmond	71-66	L
1/13	at George Wash.	80-63	L
1/17	at Rhode Island	89-78	L
1/21	La Salle	87-73	W
1/24	Xavier	92-66	L
1/27	at Richmond	61-53	W
1/31	at Fordham	67-61	L

2/3	Duquesne	111-92	L
2/7	at Temple	109-70	L
2/10	Dayton	69-62	L
2/17	Saint Joseph's	76-88	L
2/21	at Massachusetts	83-44	L
2/24	at Duquesne	97-94	W
2/28	Fordham	91-60	L
3/3	at Charlotte	74-53	L

**2007-08** (8-22/2-14 A-10)

11/9	at Boston U.	68-57	L
11/12	Binghamton	97-80	W
11/16	vs. Loyola Marymount (42)	61-50	W
11/17	at New Mexico (42)	81-54	L
11/18	vs. Presbyterian (42)	79-72	W
11/24	Eastern Michigan	63-60	L
11/28	at Niagara	80-78	L
12/1	Canisius	80-64	W
12/5	at Ohio	77-58	L
12/8	Albany	58-54	W
12/15	at Hampton	55-48	L
12/18	at VVright State	54-45	L
12/30	at Binghamton	64-59	L
1/5	Bucknell	65-62	W
1/9	at Xavier	83-68	L
1/12	La Salle	72-61	L
1/16	at Richmond	75-64	L
1/23	at Duquesne	83-67	L
1/26	Rhode Island	89-77	L
1/30	at La Salle	84-61	L
2/2	Duquesne	74-59	W
2/9	Charlotte	87-83	L
2/13	at St. Joseph's	81-56	L
2/16	George Washington	80-71	L
2/20	Temple	96-82	L
2/24	at Massachusetts	79-56	L
2/27	Richmond	82-71	L
3/1	at Saint Louis	70-50	W
3/5	Dayton	78-73	L
3/8	at Fordham	69-62	L

**2008-09** (15-15/6-10 A-10, 11th)

11/14	Robert Morris#	72-62	W
11/17	at Marist#	77-54	W
11/21	vs. Delaware# (37)	75-81	L
11/23	at Rutgers# (37)	64-63 (OT)	W
11/25	Mississippi State	76-71	L
11/29	vs. Canisius (46)	68-66	L
12/6	Princeton	60-53	W
12/13	Maryland Eastern Shore	75-60	W
12/17	Saint Francis (Pa.)	73-66	W
12/20	at Eastern Michigan	86-78	W
12/23	Niagara	83-65	L
12/30	at Bucknell	90-82 (2OT)	W
1/3	at Central Arkansas	68-58	W
1/7	at Fordham	78-65	W
1/10	Duquesne	98-80	L
1/14	Saint Joseph's	62-51	L
1/17	at Richmond	71-67	W
1/21	Xavier	84-64	L
1/25	at Dayton	80-68	L
1/28	Fordham	67-65	L
1/31	at Duquesne	74-68	L

2/7	La Salle	72-67	W
2/11	at Rhode Island	87-80	L
2/14	Massachusetts	83-75	W
2/19	at George Washington	90-62	L
2/22	at Temple	70-56	L
2/25	Saint Louis	72-55	W
3/1	at Saint Joseph's	73-62	L
3/7	Charlotte	74-68	W
3/11	vs. Richmond (A-10)	65-49	L

# - Garden State Challenge

## 2009-10 (15-16/7-9 A-10, 8th)

11/6	Mansfield	82-74	W
11/13	Cleveland State	72-62	W
11/17	vs. St. John's (N.Y.) (3)	69-68	L
11/20	Binghamton	66-40	W
11/27	SE Missouri St. (58)	67-44	W
11/28	Norfolk State (58)	98-71	W
11/29	at Illinois State (58)	80-77	L
12/5	at Mississippi State	105-53	L
12/10	Le Moyne	76-65	W
12/12	Savannah State	79-47	W
12/19	at Syracuse	85-72	L
12/22	at Niagara	77-71	L
12/30	Canisius	82-75	W
1/2	at Marshall	80-61	L
1/6	George Washington	78-71	L
1/9	at Charlotte	57-54	L
1/16	Saint Joseph's	68-65	W
1/20	at UMass	70-69	W
1/23	at Duquesne	70-69	L
1/30	Dayton	75-58	L
2/3	at Saint Louis	67-65	L
2/7	at Saint Joseph's	78-71	L
2/10	Fordham	72-61	W
2/13	Richmond	68-49	L
2/17	Temple	73-55	L
2/21	at La Salle	77-66	W
2/24	at Fordham	73-68	W
2/27	Rhode Island	81-74	W
3/3	Duquesne	92-80	W
3/6	at Xavier	93-72	L
3/9	vs. Duquesne (A-10) (59)	83-71	W
3/12	vs. Temple (A-10) (59)	69-51	L

## 2010-11 (16-15, 8-8 A-10, 7th)

11/12	at Canisius	80-70	L
11/14	Ark.-Little Rock	77-64	W
11/19	at Cornell	56-54	W
11/21	at Binghamton	69-61	W
11/27	at Cleveland St.	69-51	L
12/4	Buffalo	76-74	W
12/7	at St. John's (N.Y.)	67-66	W
12/11	Niagara	69-61	L
12/18	Ohio	112-107 (4OT)	W
12/23	vs. Va. Tech (3)	76-68 (OT)	L
12/28	Siena	82-79	W
1/2	Marshall	74-65	L
1/5	at Ark.-Little Rock	68-55	W
1/8	Charlotte	92-88	W
1/12	at Temple	83-55	L
1/16	at Rhode Island	56-55	L

1/19	Xavier	79-65	L
1/22	at George Wash.	62-49	W
1/26	Massachusetts	78-69	L
1/29	at Fordham	69-60	W
2/2	at Dayton	63-61	L
2/5	Duquesne	64-62	W
2/12	La Salle	82-61	W
2/16	Saint Louis	83-73	W
2/20	at Richmond	82-65	L
2/23	Fordham	82-63	W
2/26	at Saint Joseph's	79-65	L
3/2	at Duquesne	70-64	L
3/5	Rhode Island	74-68	W
3/8	La Salle (A-10) 75-73 (2OT)	L	
3/16	at Cent. Fla. (CBI)	69-54	L

## 2011-12 (20-12/10-6 A-10, 4th)

### ATLANTIC 10 CHAMPIONS

11/11	Cornell	79-58	W
11/18	at Cleveland State	67-64	L
11/21	at Siena	64-58	W
11/27	at Virginia Tech	73-64	L
12/1	Arkansas State	58-52	L
12/3	at Buffalo	66-60	W
12/7	at Illinois	48-43	L
12/10	Canisius	81-62	W
12/18	Loyola, Md.	76-66	W
12/20	NC State (3)	67-65	L
12/23	St. Francis, Pa.	82-58	W
12/30	at Niagara	72-70	W
1/4	George Wash.	66-56	W
1/7	at Duquesne	66-52	L
1/11	Dayton	81-73	W
1/14	at Xavier	77-64	L
1/21	Fordham	95-51	W
1/25	at Rhode Island	72-66 (OT)	W
1/28	Richmond	62-47	W
2/1	at Saint Louis	86-62	L
2/8	at UMass	76-67	L
2/11	Duquesne	69-48	W
2/15	Temple	76-70	L
2/18	Rhode Island	81-61	W
2/22	at Fordham	89-63	W
2/25	at Charlotte	72-56	W
2/29	Saint Joseph's	98-93 (2OT)	W
3/3	at La Salle	71-61	L
3/9	St. Joseph's(A-10)(59)	71-68	W
3/10	UMass (A-10) (59)	84-80	W
3/11	Xavier (A-10) (59)	67-56	W
3/16	Florida State (NCAA) (60)	66-63	L

## 2012-13 (14-15, 7-9 A-10, 13th)

11/9	Bethune-Cookman	65-55	W
11/14	Cornell	72-68	W
11/17	at Canisius	72-69	L
11/24	Niagara	80-75	W
11/28	at Ohio	69-64	L
12/1	Buffalo	82-79	W
12/4	Siena	58-43	W

12/8	at Arkansas State	73-70	L
12/15	Cleveland State	87-53	W
12/19	Citadel	97-57	W
12/22	at North Carolina State	92-73	L
12/31	Iona	93-74	L
1/5/	at Colorado State	85-64	L
1/9	at George Washington	78-59	L
1/12	VCU	72-65	L
1/16	Xavier	66-64	L
1/19	at Temple	81-78	W
1/23	at Saint Joseph's	73-64	W
1/26	Saint Louis	67-57	L
2/2	Duquesne	68-60	W
2/6	at Butler	77-58	L
2/9	Rhode Island	67-61	L
2/13	La Salle	69-66 (OT)	L
2/16	at Richmond	83-80 (OT)	L
2/20	Massachusetts	99-94	W
2/23	at Duquesne	78-71	W
3/2	Charlotte	104-83	W
3/6	at Dayton	75-63	L
3/9	Fordham	76-7	L

## 2013-14 (18-15, 6-10 A-10, 9th)

11/9	South Dakota	68-46	W
11/11	Abilene Christian	75-47	W
11/16	Canisius	86-64	W
11/19	at Siena	72-70	L
11/25	Southern Illinois (61)	83-71	W
11/26	Wagner (61)	70-67	W
11/27	Louisiana Tech (61)	76-72	L
12/3	UMass-Lowell	67-58	W
12/7	at Buffalo	78-73	L
12/14	at Iona	102-89	W
12/17	at Wake Forest	77-62	L
12/21	at Niagara	74-72	W
12/30	Delaware	80-73	W
1/4	Cornell	81-57	W
1/8	Richmond	84-70	W
1/11	at UMass	73-68	L
1/15	at Saint Louis	66-60	L
1/18	George Washington	79-71	L
1/22	La Salle	66-51	W
1/25	at Duquesne	83-81	L
1/29	UMass	78-65	W
2/5	at Richmond	64-62	L
2/8	Dayton	72-69	L
2/12	at Fordham	76-65	W
2/15	at George Mason	85-73	W
2/19	Duquesne	71-67	W
2/22	Rhode Island	87-78	L
2/26	at La Salle	75-67	L
3/1	Saint Joseph's	83-74	L
3/8	at VCU	86-67	L
3/13	La Salle (A-10) (62)	82-72	W
3/14	Saint Louis (A-10) (62)	71-68	W
3/15	Saint Joseph's (A-10) (62)	67-48	L

**2014-15** (18-13, 10-8 A-10, T6th)

H: 9-6 | A: 8-6 | N: 1-1

11/15	Dartmouth	77-57	W
11/19	Siena	73-70	L
11/22	Canisius	59-53	W
11/25	Jackson State	79-71	W
11/29	vs. Niagara #	74-59	W
12/3	Buffalo	72-63	W
12/6	at Ohio	80-70	W
12/13	at Pittsburgh	58-54	L
12/20	at Binghamton	69-51	W
12/22	Md. Eastern Shore	82-80	L
12/30	at Delaware	82-77	L
1/3	at Massachusetts	69-55	W
1/8	Dayton*	78-61	L
1/11	at Richmond	60-41	L
1/14	vs. George Mason (3)	75-55	W
1/18	St. Joseph's	70-61	W
1/22	at Duquesne	100-97(OT)	W
1/25	at Rhode Island	53-48	L
1/31	La Salle	66-56	L
2/4	at Davidson	62-61	W
2/7	#18VCU	73-71	W
2/11	Massachusetts	55-53	L
2/14	at Dayton	75-61	L
2/18	Richmond	71-56	L
2/21	at St. Joseph's	70-60 (OT)	W
2/25	at G.Washington	69-46	L
2/28	Duquesne	92-75	W
3/4	at Saint Louis	64-48	W
3/7	Fordham	66-52	W
3/12	St. Joseph's (62)	60-49	W
3/13	Dayton (62)	75-71	L

**2015-16** (22-9, 14-4 A-10, T-1st)

H: 13-3 | A: 8-5 | N: 1-1

11/13	Binghamton	63-53	W
11/17	at Syracuse	79-66	L
11/21	Loyola (Md.)	94-82	W
11/24	at Canisius	77-73	W
11/28	Hofstra	89-83	L
12/2	at Buffalo	60-58	W
12/5	Ohio	81-68	W
12/8	Vermont	80-68	W
12/19	South Carolina St.	64-45	W
12/22	at Siena	73-70	L
12/30	Niagara	82-68	W
1/2	Davidson	97-85	W
1/6	at George Mason	77-58	W
1/9	at UMass	88-77	W
1/13	Rhode Island	69-64	W
1/16	at Duquesne	95-88	L
1/19	Dayton	85-79	L
1/24	at VCU	84-76	L
1/31	Richmond	84-68	W
2/3	at Saint Joseph's	83-73	W
2/7	Saint Louis	65-62	W
2/10	at Fordham	76-72 OT	W
2/13	George Wash.	64-57	W
2/17	at LaSalle	71-64	L
2/20	at Dayton	79-72	W
2/24	Duquesne	80-76	W
2/27	Massachusetts	85-83	W
3/2	Saint Joseph's (3)	98-90	W

3/5	at Saint Louis	76-67	W
3/11	Davidson (62)	90-86 OT	L
3/16	Wagner (NIT)	79-75	L

**2016-17** (20-12, 11-7 A-10, 5th)

H: 11-4 | A: 6-5 | N: 3-3

ATLANTIC 10 REGULAR SEASON CO-CHAMPS

11/12	St. Francis (Pa.)	92-82	W
11/17	vs. Florida (63)	73-66	L
11/21	vs. Ark.-Little Rock (64)	68-65	L
11/22	vs. Cent. Michigan (64)	102-71	W
11/23	vs. Pepperdine (64)	89-63	W
11/30	Siena	81-74	W
12/3	Buffalo	90-84	W
12/6	at Hofstra	81-75	W
12/10	UNC-Wilmington	81-80	L
12/17	vs. Niagara %	79-69	W
12/19	Army West Point	92-83	W
12/22	Canisius	106-101 OT	L
12/30	at Massachusetts	89-77	W
1/3	Dayton	90-74	L
1/7	George Mason	82-72	W
1/11	at Richmond	78-61	L
1/14	Fordham (3)	73-53	W
1/17	at Saint Louis	71-52	W
1/24	Saint Joseph's	67-63	W
1/28	at Rhode Island	71-59	L
2/1	at Duquesne	71-64	W
2/4	VCU	83-77 OTL	L
2/8	Saint Louis	70-55	W
2/11	at George Wash.	76-70	L
2/15	La Salle	83-65	W
2/18	at Dayton	76-72	L
2/22	at Saint Joseph's	83-77	W
2/25	Duquesne	80-77	W
2/28	at Davidson	68-63	L
3/4	Massachusetts	60-56	W
3/9	Massachusetts \$ (65)	73-60	W
3/10	Rhode Island \$ (65)	74-63	L

\$ - Atlantic 10 Tournament game

**2017-18** (26-8, 14-4 A-10, 2nd)

H: 13-1 | A: 9-4 | N: 4-3

11/10	Niagara	77-75	L
11/18	Jackson State	72-58	W
11/20	Md.-Eastern Shore	96-48	W
11/24	vs. Maryland ^	63-61	W
11/25	vs. TCU ^	89-79	L
11/29	at Siena	75-55	W
12/2	at Buffalo	73-62	W
12/6	at Canisius	73-65	W
12/9	Yale	75-67	W
12/16	vs. Vermont (3)	81-79	W
12/20	Northeastern	84-65	W
12/22	at Syracuse	60-57 OT	W
12/30	Massachusetts	98-78	W
1/3	at Dayton	82-72	L
1/6	at Saint Joseph's	85-78	L
1/10	Fordham	77-61	W
1/13	at Rhode Island	87-73	L
1/19	at Davidson	83-73	L
1/24	Saint Joseph's	70-67	W

1/28	Geo. Washington	70-52	W
1/31	at George Mason	85-69	W
2/3	at Duquesne	84-81	W
2/7	Saint Louis	79-56	W
2/10	Richmond	97-88	W
2/13	at La Salle	79-68	W
2/16	Rhode Island	77-74	W
2/21	Duquesne	73-67	W
2/24	at VCU	68-63	W
2/27	Davidson	117-113 (3OT)	W
3/3	at Saint Louis	64-56	W
3/9	vs. Richmond \$ (66)	83-77	W
3/10	vs. Davidson \$ (66)	82-70	L
3/13	vs. UCLA (NCAA First 4)	65-58	W
3/15	vs. Florida (NCAA)	77-62	L

\$ - Atlantic 10 Tournament game

^ - at Emerald Coast Classic, Niceville, Fla.

**2018-19** (18-16, 12-6 A-10, 4th)

H: 10-5 | A: 6-7 | N: 2-4

11/7	Bucknell	88-85 (OT)	L
11/10	Jackson State	67-36	W
11/12	at Niagara	80-72	L
11/19	vs. Georgia State % (67)	75-65	L
11/20	vs. Boise State % (67)	72-52	L
11/21	vs. Akron % (67)	61-49	L
11/28	Canisius	70-55	W
12/1	Delaware State	90-61	W
12/5	Siena	82-40	W
12/8	17/18 Buffalo	80-62	L
12/18	at Vermont	83-76 (OT)	L
12/21	at Northeastern	64-59	L
12/29	at Syracuse	81-48	L
1/6	at George Mason	68-53	L
1/9	Saint Joseph's	73-47	W
1/12	Fordham (3)	71-64	W
1/16	at Rhode Island	75-63	L
1/19	Dayton	89-86 (2OT)	L
1/23	at Massachusetts	65-51	W
1/26	at Richmond	66-57	W
2/1	Davidson	75-66	L
2/6	at Duquesne	51-49	W
2/9	VCU	85-55	L
2/12	at Saint Joseph's	76-51	W
2/17	George Mason	79-56	W
2/20	La Salle	62-60	W
2/23	at Fordham	74-53	W
2/27	Duquesne	68-47	W
3/2	at George Washington	64-58	W
3/6	at Davidson	64-46	L
3/9	Saint Louis	66-57	W
3/15	vs. George Mason \$ (62)	68-57	W
3/16	vs. Rhode Island \$ (62)	68-51	W
3/17	vs. Saint Louis \$ (62)	55-53	L

\$ - Atlantic 10 Tournament game

% - Cayman Islands Classic game

## 2019-20 (19-12, 11-7 A-10, 5th)

H: 9-5 | A: 7-7 | N: 3-0

11/5	Ohio	65-53	L
11/8	Vermont	61-59	L
11/12	at Siena	78-65	L
11/16	vs. Rutgers (68) \$	80-74	W
11/23	Canisius (46) %	61-57	L
11/26	Mercer	56-51	W
12/1	vs. San Diego (69) &	70-61	W
12/2	at FAU &	71-64	W
12/7	Hofstra	73-45	W
12/14	Gannon	75-50	W
12/18	Niagara	87-70	W
12/21	at Middle Tennessee	66-65	W
12/30	at Buffalo	84-79	L
1/5	at George Washington*	71-66	W
1/8	at George Mason*	61-49	W
1/11	Fordham*	64-44	W
1/15	vs. UMass* ^	74-61	W
1/18	at VCU*	91-63	L
1/22	at #7/7 Dayton*	86-60	L
1/25	Rhode Island*	81-75	L
1/29	at Fordham*	62-55ot	W
2/1	George Mason*	74-65	W
2/5	George Washington*	72-47	W
2/8	at Duquesne*	83-80	W
2/11	at Saint Joseph's*	74-56	W
2/14	Davidson*	93-64	L
2/22	Richmond*	75-71	W
2/26	Duquesne*	81-77ot	L
2/29	at La Salle*	73-65	L
3/4	Saint Joseph's*	89-73	W
3/7	at Saint Louis*	72-49	L

\$ - Basketball Hall of Fame Naismith Classic  
 % - at KeyBank Arena in Buffalo, N.Y.  
 & - Boca Beach Classic  
 ^ - at BlueCross Arena in Rochester, N.Y.

## 2020-21 (16-5, 11-4, 1st)

### ATLANTIC 10 REGULAR SEASON & TOURNAMENT CHAMPIONS

H: 8-1 | A: 4-3 | N: 4-1

12/15	vs. Akron (70)	81-74	W
12/19	Hofstra	77-69	W
12/30	at Rhode Island*	63-57	L
1/2	at Richmond*	69-66	W
1/6	Saint Joseph's*	83-57	W
1/13	at Fordham*	68-54	W
1/15	Duquesne*	62-48	W
1/20	VCU*	70-54	W
1/23	at Duquesne*	65-61	W
1/30	George Mason*	84-67	W
2/6	at Saint Louis*	70-59	L
2/9	La Salle*	86-73	W
2/12	at VCU*	67-64	L
2/21	Davidson*	69-58	W
2/24	at Davidson*	56-53	W
2/26	George Washington*	88-41	W
3/1	Dayton*	55-52	L
3/5	vs. Duquesne^ (71)	75-59	W
3/6	vs. Saint Louis^ (71)	71-53	W
3/14	vs. VCU^ (72)	74-65	W
3/20	vs. LSU (NCAA) (73)	76-61	L

^ - Atlantic 10 Tournament

## NEUTRAL SITE CODES:

- 1 Buffalo Memorial Auditorium
- 2 Madison Square Garden
- 3 Rochester War Memorial (Blue Cross Arena)
- 4 The Palestra (Philadelphia, PA)
- 5 Niagara Falls Convention Center
- 6 Jadwin Gym, Princeton
- 7 Manley Fieldhouse (Syracuse)
- 8 Milwaukee Classic (MECCA)
- 9 Broome County Arena (Binghamton, NY)
- 10 Gator Bowl (Jacksonville, FL)
- 11 Cole Fieldhouse (U. of Maryland)
- 12 Charlotte Coliseum (NC)
- 13 All College Tournament (OK)
- 14 Tampa Invitational (Hixon Hall)
- 15 Louisville, KY (NCIT)
- 16 Blue Grass Invitational
- 17 Cincinnati Invitational
- 18 Sugar Bowl (New Orleans)
- 19 Alumni Hall, St. John's Univ.
- 20 Carolina Coliseum (SC)
- 21 Kingston, RI
- 22 Raleigh, NC
- 23 Holy Family Gym (Buffalo)
- 24 Elmwood Music Hall (Buffalo)
- 25 St. Ann's Hall (Buffalo)
- 26 St. John Court (Buffalo)
- 27 Broadway Auditorium (Buffalo)
- 28 Olean High School
- 29 Niagara Falls (Ontario)
- 30 Manu. Hanover Classic (New Rochelle, NY)
- 31 Hartford Civic Center
- 32 University of Dayton Arena
- 33 McKale Center (Univ. of Arizona)
- 34 Pittsburgh Civic Center
- 35 The Spectrum (Philadelphia, PA)
- 36 West Virginia Univ. Coliseum
- 37 Rutgers Athletic Center
- 38 Market Square Arena
- 39 UTC Arena (Chattanooga, TN)
- 40 Allegheny CC (Pittsburgh, PA)
- 41 Meadowlands Arena
- 42 The Pit (Albuquerque, NM)
- 43 Special Events Center (Honolulu, HI)
- 44 Savage Hall (Toledo, OH)
- 45 Gund Arena (Cleveland, OH)
- 46 First Niagara Center/HSBC/Mar. Mid Arena (Buffalo)
- 47 ASU/Tribune Classic (Tempe, AZ)
- 48 Bradley Center (Milwaukee)
- 49 San Juan Shootout
- 50 Firestone Fieldhouse (Pepperdine Univ.)
- 51 Convocation Center (Cleveland, OH)
- 52 Sella Arena (Fresno, CA)
- 53 Sport & Fitness Center (U.S. Virgin Islands)
- 54 Charleston Coliseum (WV)
- 55 American Bank Center (Corpus Christi, TX)
- 56 Florida International University (Miami, FL)
- 57 2K Sports Classic (Austin, TX)
- 58 BTI Classic (Illinois State)
- 59 Boardwalk Hall (Atlantic City, NJ)
- 60 Bridgestone Arena (Nashville, TN)
- 61 Germaine Arena (Esteros, FL)
- 62 Barclays Center (Brooklyn, NY)
- 63 Lakeland Arena (Lakeland, FL)
- 64 H-E-B Center (Austin, TX)
- 65 PPG Paints Arena (Pittsburgh, PA)
- 66 Capital One Arena (Washington, D.C.)
- 67 John Gray Gymnasium (Georgetown, Grand Cayman)
- 68 Scotiabank Arena (Toronto, Ontario BHOFC Classic)
- 69 FAU Arena (Boca Raton, Fla. - Boca Beach Classic)
- 70 Rocket Mortgage Arena (Cleveland, Ohio)
- 71 A-10 Tournament at VCU's Siegel Center (Richmond, Va.)
- 72 A-10 Championship Game at UD Arena (Dayton, Ohio)
- 73 NCAA Tournament at Assembly Hall (Bloomington, Ind.)

# ALL-TIME SERIES RECORDS

## ATLANTIC 10 (291-341)

Davidson	7	9
Dayton	10	26
Duquesne	67	60
Fordham	28	17
George Mason	11	3
George Washington	30	35
La Salle	17	18
Massachusetts	31	41
Rhode Island	29	44
Richmond	11	17
Saint Louis	14	13
Saint Joseph's	30	51
VCU	6	7

## AMERICAN (33-81)

Central Florida	0	1
Cincinnati	4	3
Connecticut	1	2
Houston	1	0
Memphis	1	1
Rutgers	18	21
South Florida	1	0
Temple	6	53

## AMERICA EAST (22-9)

Albany	4	1
Binghamton	5	1
Boston University	2	2
Hofstra	3	1
Maine	2	0
Md.-Balt. County	1	0
Northeastern	2	2
UMass-Lowell	1	0
Vermont	2	2

## ATLANTIC COAST (21-60)

Boston College	5	4
Duke	1	0
Florida State	0	1
Georgia Tech	1	3
Louisville	1	0
Notre Dame	2	5
North Carolina	0	1
North Carolina State	1	2
Pittsburgh	2	6
Syracuse	4	25
Virginia Tech	5	11
Wake Forest	0	2

## ATLANTIC SUN (5-1)

Jacksonville	4	1
Mercer	1	0

## BIG EAST (87-103)

Butler	0	1
Creighton	5	2
DePaul	10	7
Georgetown	6	5
Marquette	3	4
Providence	12	11
St. John's	6	12
Seton Hall	13	14
Villanova	16	23
Xavier	16	24

## BIG 12 (6-39)

Kansas	0	1
Missouri	0	2
Oklahoma	0	1
TCU	0	1
West Virginia	6	34

## BIG TEN (38-33)

Illinois	0	1
Indiana	0	1
Iowa	0	1
Maryland	1	0
Michigan	0	1
Ohio State	0	1
Penn State	11	10
Purdue	2	0
Rutgers	22	18
Wisconsin	1	1

## BIG SKY (0-1)

Northern Arizona	0	1
------------------	---	---

## BIG SOUTH (3-0)

Liberty	2	0
Presbyterian	1	0

## BIG WEST (2-0)

Pacific	1	0
Santa Barbara	1	0

## COLONIAL (8-5)

Delaware	1	2
Hofstra	5	1
James Madison	1	0
Old Dominion	1	1
UNC-Wilmington	0	1
William & Mary	0	0

## CONFERENCE USA (15-14)

Alabama-Birmingham	1	0
Charlotte	6	7
FAU	1	0
La. Tech	0	1
Marshall	2	3
Middle Tennessee	1	0
Rice	1	2
So. Mississippi	1	0
Tulsa	1	0

## IVY LEAGUE (17-11)

Brown	2	0
Columbia	2	1
Cornell	7	8
Dartmouth	1	0
Harvard	1	0
Pennsylvania	1	1
Princeton	2	1
Yale	1	0

## HORIZON (25-25)

Cleveland State	5	3
Detroit Mercy	8	16
Loyola-Chicago	1	2
Wisconsin-Milwaukee	2	0
Wisconsin-Green Bay	1	1
Wright State	2	2
Youngstown State	6	1

## METRO ATLANTIC ATHLETIC (258-167)

Canisius	101	67
Fairfield	13	5
Iona	10	5
Loyola (Md.)	8	1
Manhattan	4	4
Marist	1	2
Niagara	89	71
Rider	1	0
St. Peter's	4	2
Siena	31	11

## MID-AMERICAN (45-28)

Akron	1	2
Bowling Green	2	3
Buffalo	10	4
Central Michigan	1	0
Eastern Michigan	1	2
Kent State	14	7
Northern Illinois	1	1
Ohio	8	5
Toledo	7	4

## MID-CONTINENT (3-0)

Oral Roberts	1	0
Valparaiso	2	0

## MID-EASTERN ATHLETIC (11-3)

Bethune-Cookman	1	0
Delaware State	2	0
Hampton	0	2
Howard	1	0
Md.-Eastern Shore	3	1
Morgan State	2	0
Norfolk State	1	0
South Carolina State	1	0

## MISSOURI VALLEY (14-8)

Bradley	3	2
Drake	1	0
Illinois State	1	1
Northern Iowa	2	0
Southern Illinois	1	2
Wichita State	1	1

# ALL-TIME SERIES RECORDS

## MOUNTAIN WEST (3-3)

Air Force	2	0
Boise State	0	1
Colorado State	1	2

## NORTHEAST (67-25)

Central Connecticut	4	0
Fairleigh Dickinson	1	0
Long Island	7	4
Mount St. Mary's	1	1
Robert Morris	3	0
St. Francis (N.Y.)	1	7 5
St. Francis (Pa.)	32	12
Wagner	2	3

## OHIO VALLEY (10-3)

Eastern Kentucky	2	0
Morehead State	2	1
Murray State	3	1
Tennessee State	1	1
Tennessee Tech	1	0

## PAC 12 (6-5)

Arizona	0	1
Arizona State	1	0
Colorado	1	0
Oregon	1	0
Oregon State	0	1
USC	1	1
UCLA	1	2
Utah	1	0

## PATRIOT (18-14)

American	1	0
Army	2	1
Bucknell	5	2
Colgate	4	7
Holy Cross	2	3
Lafayette	1	0
Navy	3	1

## SOUTHEASTERN (1-9)

Alabama	0	2
Auburn	1	0
Florida	0	2
Kentucky	0	1
LSU	0	1
Mississippi State	0	2
Vanderbilt	0	1

## SOUTHERN (4-2)

Appalachian State	1	1
Furman	1	0
Mercer	1	0
Tenn.-Chattanooga	0	1
The Citadel	1	0

## SOUTHLAND (3-2)

Abilene Christian	1	0
Central Arkansas	2	0
Texas A&M C. Christi	0	1
Texas-San Antonio	0	1

## SOUTHWESTERN (9-0)

Alcorn State	2	0
Jackson State	3	0
Prairie View A&M	1	0
Texas Southern	3	0

## SUMMIT LEAGUE (1-0)

South Dakota	1	0
--------------	---	---

## SUN BELT (12-9)

Arkansas-Little Rock	3	2
Arkansas State	0	2
Denver	0	1
Georgia State	0	1
Fla. International	3	0
Middle Tennessee St.	1	0
North Texas	1	0
Western Kentucky	4	3

## WESTERN ATHLETIC (5-5)

Chicago State	0	1
Fresno State	1	0
Hawaii	2	1
New Mexico State	1	1
Texas-Pan American	1	0
Utah State	0	2

## WEST COAST (5-5)

Brigham Young	0	3
Gonzaga	0	1
Loyola Marymount	1	0
Pepperdine	1	0
Santa Clara	1	1
San Diego	1	0
San Francisco	1	0

## NCAA DIVISION II (57-7)

American International	1	0
Assumption	3	1
California (Pa.)	1	0
Clarion	1	0
East Stroudsburg	1	0
Gannon	23	5
Hartwick	4	0
Le Moyne	14	0
Lock Haven	1	0
Mansfield	5	1
Pace	1	0
St. Michael's	1	0
Stonehill	1	0

## NCAA DIVISION III (108-35)

Allegheny	3	1
Albright	0	1
Alfred	27	4
Brockport State	5	1
Brooklyn College	1	0
Buffalo State	5	0
CCNY	1	0
Clarkson	7	2
Colby	1	0

Cortland State	5	2
Elmira	1	0
Fredonia State	2	0
Ithaca	14	3
New York University	1	1
Oswego State	5	0
Rochester	1	0
St. Lawrence	3	3
Scranton	18	14
Thiel	3	2
Upsala	1	1
Coast Guard	1	0
Widener	2	0
Williams	1	0

## NAIA / OTHERS (124-15)

Acadia	1	0
Arnold	0	1
Ashland	4	0
Baltimore	5	0
Bellarmine	1	0
Belmont Abbey	6	0
Buffalo Tech	1	0
Cathedral	1	2
Davis and Elkins	2	0
Detroit College	4	0
Dominican	1	0
Fairmont State	1	0
Geneva	1	0
Grove City	3	1
Illinois Wesleyan	6	0
John Carroll	6	1
Kentucky Wesleyan	2	0
Lawrence Tech	6	1
Mercyhurst	1	0
McGill	1	0
N. Carolina Wesleyan	1	0
Ohio Dominican	1	0
Oklahoma City	0	2
Paterson State	2	0
Quantico	2	0
Quincy	3	0
Regis	2	0
Rochester Business	3	0
Rochester Mech. Inst.	4	0
Rochester Optometry	5	0
St. Joseph's (Ind.)	2	0
St. Mary's (Mich.)	1	0
St. Vincent's	13	1
Sampson AFB	1	0
Seattle	2	0
Steubenville	4	0
Tennessee A&I	2	0
Texas Wesleyan	1	0
Thomas More	6	0
Toronto	4	0
Walsh	0	1
Waynesburg	2	1
Western Ontario	4	1
Westminster	10	3
Wheeling	1	0

**JAYLEN ADAMS**  
**EARL BELCHER**  
**J.R. BREMER**  
**BILL BUTLER**  
**GEORGE CARTER**

**MARK JONES**  
**BILL KALBAUGH**  
**BOB LANIER**  
**ANDREW NICHOLSON**  
**GLENN PRICE**



**FRED CRAWFORD**  
**MATT GANTT**  
**MARQUES GREEN**  
**GLENN HAGAN**  
**ESSIE HOLLIS**

**GREG SANDERS**  
**SAM STITH**  
**TOM STITH**  
**TIM WINN**  
**DAVID VANTERPOOL**