



ST. BONAVENTURE BASKETBALL

2021 ATLANTIC 10 CHAMPIONS | 2019 ATLANTIC 10 RUNNER-UP | 2018 NCAA TOURNAMENT | 2016 NIT
2016 ATLANTIC 10 REGULAR SEASON CO-CHAMPIONS | 2012 ATLANTIC 10 CHAMPIONS | 2012 NCAA TOURNAMENT

NATIONAL RANKINGS

Associated Press - 23 (Preseason)
USA Today Coaches - 24 (Preseason)

2021-22 SCHEDULE

NOVEMBER

Nov. 9	SIENA (TV: ESPN+)	7:00 p.m.
Nov. 14	CANISIUS (TV: ESPN+)	5:00 p.m.
Nov. 18	Boise State (TV: ESPN2) !	2:00 p.m.
Nov. 19	Clemson OR Temple (TV: TBD ESPN) ! 12 / 2 p.m.	
Nov. 21	Charleston Final (TV: TBD ESPN)	12:00 p.m.
Nov. 27	NO. IOWA (TV: ESPN+)	2:00 p.m.

DECEMBER

Dec. 1	COPPIN STATE (TV: ESPN+)	7:00 p.m.
Dec. 4	BUFFALO (TV: TBD NBC)	4:00 p.m.
Dec. 8	LOYOLA (MD) (TV: ESPN+)	7:00 p.m.
Dec. 11	UConn (TV: ESPN2) \$	3:30 p.m.
Dec. 17	Virginia Tech (TV: ESPN2) %	4:00 p.m.
Dec. 22	at Northeastern (TV: NESN)	12:00 p.m.
Dec. 30	at GW* (TV: ESPN+)	4:00 p.m.

JANUARY

Jan. 2	at Dayton* (TV: CBSSN)	12:00 p.m.
Jan. 5	FORDHAM* (TV: ESPN+)	7:00 p.m.
Jan. 8	SAINT LOUIS* (TV: CBSSN)	4:00 p.m.
Jan. 11	at La Salle* (TV: ESPN+)	7:00 p.m.
Jan. 14	VCU* (TV: ESPN2)	7:30 p.m.
Jan. 21	at Duquesne* (TV: ESPN2)	7:00 p.m.
Jan. 26	at George Mason* (TV: ESPN+)	7:00 p.m.
Jan. 29	SAINT JOSEPH'S* (TV: USA)	2:00 p.m.

FEBRUARY

Feb. 1	DAVIDSON* (TV: CBSSN)	7:00 p.m.
Feb. 4	at Richmond* (TV: ESPN2)	7:00 p.m.
Feb. 11	at Saint Louis* (TV: ESPN2)	9:00 p.m.
Feb. 16	UMASS* (TV: ESPN+)	7:00 p.m.
Feb. 19	DUQUESNE* (TV: ESPN2/U)	TBA
Feb. 22	RHODE ISLAND* (TV: CBSSN)	7:00 p.m.
Feb. 26	at Saint Joseph's* (TV: CBSSN)	6:00 p.m.

MARCH

March 1	at VCU* (TV: CBSSN)	8:30 p.m.
March 4	RICHMOND* (TV: ESPN2)	7:00 p.m.
March 9-13	A-10 Tournament (Washington, D.C.)	

Home games in BOLD ALL CAPS

All times Eastern

* - Atlantic 10 Game

! - Charleston Classic

\$ - Never Forget Tribute Classic (Newark, N.J.)

% - Charlotte Shootout (Charlotte, N.C.)

FOLLOW THE BONNIES

- Twitter @GoBonnies
- @BonniesMBB
- Instagram @GoBonnies
- @bonnies_mbb

#23/24 ST. BONAVENTURE (0-0)

VS

SIENA (0-0)



'20-21 QUICK COMPARISON

70.0 ppg	Points Per Game	67.6 ppg
61.1 ppg	Points Allow Per Game	63.0 ppg
+3.2	Rebound Margin	+2.3
.443	Field Goal Pct.	.460
.344	3-Point Pct.	.344
10.7	Turnovers Per Game	12.9



ST. BONAVENTURE QUICK FACTS

Head Coach: Mark Schmidt
Record at SBU: 245-185 / 15th year
Scoring Leader: Kyle Lofton (14.4 ppg)
Rebounds Leader: Osun Osunniyi (9.4 rpg)
Assists Leader: Kyle Lofton (5.4 apg)

SIENA QUICK FACTS

Head Coach: Carmen Maciariello
Record at SIE: 32-15 / 3rd season
Scoring Leader: Jackson Stormo (10.8 ppg)
Rebounds Leader: Jackson Stormo (5.5 rpg)

Tuesday, Nov. 9 // 7:00 p.m. // St. Bonaventure, N.Y. // TV: ESPN+

BONNIES OPEN SEASON WITH FRANCISCAN CUP BATTLE

- The Bonnies begin the season ranked in the national Top 25 polls for the first time in 50 years. St. Bonaventure placed at No. 23 in the preseason Associated Press poll while ranking No. 24 in the first USA Today Coaches' Poll of the year.
- For the Bonnies, it marks their first national Top 25 ranking since slotting No. 10 in the Jan. 19, 1971 poll. Prior to that point, national rankings had been common place for St. Bonaventure, which has previously earned national AP rankings in 82 weeks, ranking as high as No. 2 multiple weeks during the 1960-61 season.
- In years since, the Bonnies have received Top 25 votes numerous times, including coming oh-so-close in 2018 when a 12-game winning streak and a 24-6 record pushed the Bonnies to the "first team out" of the rankings with 72 voter's points at the conclusion of the regular season that year. Bona again received votes in multiple Top 25 polls last season.
- The Bonnies are a trendy preseason favorite among many national college basketball writers. A few other St. Bonaventure rankings to begin the year: Sporting News ranked SBU at No. 20 in its preseason poll (and No. 2 in its mid-major poll) while the Bonnies check in at No. 19 on Matt Norlander's CBS Sports preseason rankings. St. Bonaventure slots at No. 24 in the ESPN 'way-too-early' rankings. Seth Davis placed the Bonnies at No. 23 in his preseason ballot for The Athletic, an outlet which ranked the Bonnies No. 1 in their preseason mid-major poll. Blue Ribbon Yearbook placed SBU at No. 24 in its preseason Top 25. The Athletic's college basketball staff also selected St. Bonaventure as their pick to be the "next NCAA Tournament Cinderella" while NCAA.com's Andy Wittry boasted the Bonnies to be one of eight "dark horse" selections for a Final Four run.
- The Bonnies return all five starters from last year's championship squad and join UCLA as the only NCAA Tournament teams from a year ago to return their primary starting five from the entire season. As a group, seniors Kyle Lofton, Dominick Welch, Jaren Holmes, Osun Osunniyi and Jalen Adaway have re-recorded a combined 283 starts with the program to make the Bonnies one of the nation's most experienced teams. Lofton, Holmes and Osunniyi all earned all-conference honors following last season.
- Prior to the game, the Bonnies will unveil a new Atlantic 10 regular season and championship banner and add another NCAA Tournament banner to The RC rafters as well as present the returning players with their 2021 A-10 Championship rings.



St. Bonaventure is trying to reach the NCAA Tournament in back-to-back years for the first time in school history. In all, the Bonnies have reached the Big Dance eight times, with the last two appearances in 2018 and 2021 representing the shortest gap between NCAA Tournament berths in school history.



ST. BONAVENTURE BASKETBALL



NUMERICAL

No.	Name	Pos.	Class	Ht.	Wt.	Hometown/High School	Major
0	Kyle Lofton	G	Senior	6-3	185	Hillside, N.J. / Union Catholic	Sociology
1	Dominick Welch	G	Senior	6-5	205	Buffalo, N.Y. / Cheektowaga	Video Production
2	Quadry Adams	G	R-Freshman	6-3	190	Piscataway, N.J. / St. Thomas Aquinas	Sports Management
3	Joryam Saizonou	G	Freshman	6-3	182	Almere, Netherlands / McCallie	Sports Management
4	Linton Brown	G	R-Sophomore	6-5	205	Delray Beach, Fla. / Wellington	Sports Media
5	Jaren Holmes	G	Senior	6-4	210	Detroit, Mich. / Romulus	Sports Media
10	Oluwasegun Durosinmi	F/C	R-Freshman	6-9	235	Lagos, Nigeria / Virginia Academy	Computer Science
11	Justin Ndjock-Tadjore	G	Freshman	6-7	190	Gatineau, Quebec / Cegep de l'Outaouais	Management
12	Abdoul Karim Coulibaly	F	R-Sophomore	6-9	235	Bamako, Mali / Scotland Campus (Pa.)	Criminology
20	Pedro Rossi	F	Freshman	6-8	215	Bahia Blanca, Argentina / Don Bosco	Management
21	Osun Osunniyi	F/C	Senior	6-10	220	Pleasantville, N.J./Mainland	Sports Media
23	Brett Rumpel	G	Freshman	6-4	180	Binghamton N.Y. / Seton Catholic	Undeclared Business
33	Jalen Adaway	G	R-Senior	6-5	215	Logansport, Ind. / Logansport	Sociology
41	Anouar Mellouk	F	Freshman	6-8	200	Amsterdam, Netherlands / Fork Union Acad.	Sports Management

MEDIA SERVICES/POLICIES: All interviews with St. Bonaventure coaches, student-athletes and administrators must be coordinated through the Athletics Communications Office. Head coach Mark Schmidt and players may be requested for interviews in post-game. Players and coaches also have media availability on the day prior to games 30 minutes before the start of that day's practice. Media members wishing to request interviews must contact Director of Athletics Communications Scott Eddy at seddy@sbu.edu. Press releases, game notes and statistics can be obtained through the official home of the Bonnies, www.GoBonnies.com.

ST. BONAVENTURE QUICK FACTS

UNIVERSITY FACTS

Location: St. Bonaventure, N.Y.

Founded: 1858

Enrollment: 2,600 (1,800 undergraduate)

Colors: Brown (PMS 476) and White

Nickname: Bonnies

Home Court: Reilly Center

Athletics Director: Joe Manhertz



COACHING STAFF

Head Coach: Mark Schmidt (Boston College '85)

Record at SBU: 245-185 / All-Time Record: 327-275

Assistant Coaches:

Steve Curran, Associate Head Coach (Merrimack '92, 12th Season)

Sean Neal (La Salle, '07, '11, 4th Season)

Chris Lowe (UMass '09, 1st Season)

Director Of Basketball Operations:

Matt Pappano (St. Bonaventure '07, 14th Season)

MEDIA RELATIONS

Men's Basketball Contact: Scott Eddy

Office Phone: 716-375-4019

Cell Phone: 716-397-3462

E-mail Address: seddy@sbu.edu

Athletics Website: GoBonnies.com

SOCIAL MEDIA

Athletics Twitter: @GoBonnies / @BonniesMBB

Athletics YouTube: GoBonniesTV

Athletics Instagram: GoBonnies

Athletics Hashtags: #Bonnies | #Unfurl

ALL-TIME RECORD

- 102nd season of men's basketball
- Years: 1919 to present (no team 1943-44)
- NCAA Tournament appearances: 8
- NCAA Tournament record: 7-10
- NIT appearances: 16

NCAA TOURNAMENT HISTORY

- Appearances (8): 2021, 2018, 2012, 2000, 1978, 1970, 1968, 1961
- Regional Semifinals (2): 1968, 1961
- Final Fours (1): 1970

NIT HISTORY

- Appearances (16): 2016, 2002, 2001, 1998, 1995, 1983, 1979, 1977, 1971, 1964, 1960, 1959, 1958, 1957, 1952, 1951
- Championships (1): 1977

WE ARE ST. BONAVENTURE

The appropriate reference for our institution is St. Bonaventure University - the term "St. Bonnies" is an unacceptable University reference.

PRESEASON AWARDS

Bonnies players have been receiving a ton of preseason accolades. Here is a list of some prominent preseason recognition:

Kyle Lofton:

Cousy Point Guard of the Year Award Watch List

Blue Ribbon Yearbook Preseason A-10 Player of the Year

A-10's "top playmaker" as labeled by Lindy's

Osun Osunniyi:

Kareem Abdul-Jabaar Center of the Year Watch List

No. 25 on ESPN's national "25 best players" list

A-10's "top rebounder" as labeled by Lindy's

Lindy's Preseason All-A-10

Jaren Holmes:

Blue Ribbon Yearbook Preseason All-A-10

Dominick Welch:

Lindy's Preseason All-A-10

LOCKDOWN DEFENSE

The Bonnies held their opponents to 59 points or fewer in six of the last seven games prior to the NCAA Tournament in 2020-21 and under 65 points 12 times this during their A-10 Championship campaign.

Bonnies opponents shot under 40 percent 14 out of 21 total games last year. Bona's defense by the numbers:

	A-10 RANK	NCAA RANK
SCORING DEFENSE - 61.1 PPG	1st	7th
FG PCT DEFENSE - 38.9%	1st	6th
3-PT PCT DEFENSE - 30.7%	3rd	35th

THE RUN CONTINUES

St. Bonaventure is in the midst of one of the best runs of success for any Atlantic 10 program. The Bonnies have clinched their seventh consecutive season of double-digit conference wins in 2020-21, the longest active streak for any A-10 program. Since the 2011-12 campaign, the Bonnies won the league tournament title twice, a regular season crown in '16, reached the A-10 Championship Game in '19, scored an NCAA Tournament win in 2018 over blue blood UCLA and averaged 19 wins per season in addition to last season's regular season and tournament titles. **Bona's 83 wins in A-10 games since '14-15 also are second-best among all A-10 programs, tied with VCU.**

A ROSTER UNLIKE ANY OTHER

St. Bonaventure is one of the nation's veteran-most teams, bringing back five senior starters from last year's NCAA Tournament team. The Bonnies also bring many new faces as not a single player from last year's bench returns for this season. Nine new players join the roster, presenting perhaps the most unique roster composition in the country.

DOWNTOWN DOM

Dominick Welch ranks third among all active Atlantic 10 players in career 3-pointers (166), behind only Jacob Gilyard (238) of Richmond and Taylor Funk (201) of Saint Joseph's. Only Funk's 2.18 3-pointers per game ranks above Welch's 2.15/gm, however.

Bonnies vs. Saints

Series Record	St. Bonaventure leads, 31-11
At Reilly Center	8-1
Mark Schmidt vs. Siena	6-4
Franciscan Cup	St. Bonaventure 6, Siena 4

Previous 10 MEETINGS

11-12-19	A	L	78-65
12-4-18	H	W	82-40
11-29-17	A	W	75-55
11-30-16	H	W	81-74
12-22-15	A	L	73-70
11-19-14	H	L	72-70
11-19-13	A	L	72-70
12-04-12	H	W	58-43
11-21-11	A	W	64-58
12-28-10	H	W	82-79

Series HISTORY

Tuesday marks the 43rd meeting between the Bonnies and the Saints. The Franciscan Cup rivals met every year between 2010-19, but the series was paused last year due to the pandemic.

The Bonnies are looking to take back the Br. Ed Coughlin Franciscan Cup after Siena won the last meeting, 78-65, in Nov. 2019 at the Times Union Center in Albany. St. Bonaventure has traditionally been dominant at the Reilly Center over their Franciscan sister school rival, not dropping a game to the Saints on home court since 2014.

St. Bonaventure owned the series for decades, dating back to the first meeting in 1939-40. Since the renewal of the rivalry with the start of the Franciscan Cup series 11 years ago, though, the battles have been much more even as the Bonnies own a 6-4 advantage.

In the last meeting at The RC, the Bonnies posted a 42-point win at the Reilly Center Dec. 4, 2018. The 2016 home matchup was a seven-point win for the Bonnies, 81-74.

Br. Ed Coughlin Franciscan Cup

The Franciscan Cup competition began in 2010, and has held special meaning since being renamed in 2019. The trophy awarded to the victor of the annual meeting between St. Bonaventure and Siena was renamed in honor of Br. Ed Coughlin, OFM, who passed away July 30, 2019, following complications from heart surgery.

Coughlin earned his bachelor's degree from St. Bonaventure and returned to the University in the late 1970s, working several assignments including serving twice as director of the college's Franciscan Institute, overseeing the research program's academic course offerings and publications, and working on the summer faculty. In 1996, he was named provincial secretary of the Holy Name Province of the Order of Friars Minor.

Br. Ed, as he was known across both campuses, became Siena College president in November 2014. He also served on the Board of Trustees at both institutions.

TRENDING NUMBERS

2 – Osun Osunniyi stands second among all active NCAA Division I players in career blocks per game (2.67), behind only Manny Bates of NC State (2.77).

18 – St. Bonaventure had won 18 or more games in seven consecutive seasons prior to last year when the Bonnies won 16 in just 21 games (16-5).

44% – Jaren Holmes led the A-10 in 3-point percentage at nearly 44% for the regular season last season (35-80).

50 – St. Bonaventure was ranked No. 23 in the preseason AP Top 25, and No. 24 in the USA Today Coaches Poll, its first national ranking in 50 years. The Bonnies were ranked in 82 weeks previously, getting as high as No. 2 in 1960-61. Bona was the "first team out" following the final regular season poll in 2018.

60.4 – St. Bonaventure entered the NCAA Tournament last year ranking fifth nationally in points allowed per game (60.4).

89% – St. Bonaventure returns 89 percent of its scoring from last year as well as 87 percent of its minutes played. Only 19 schools return a higher percentage of scoring and just two (UCLA, Purdue) also reached the NCAA Tournament.

166 – Dominick Welch has 166 career 3-pointers, third-most among active Atlantic 10 players.

+170 – Despite being outsized in most of its games, the Bonnies were +170 in points in the paint last year. The Bonnies were outscored in the paint just five times during 2020-21.

329 – Entering this season, St. Bonaventure's returning starting five boast a combined 329 career starts (all averaged over 32 minutes in '20-21).

ABOUT SIENA

Despite a greatly altered schedule amid the pandemic last year, Siena went 12-4 and won the 2020-21 MAAC regular season championship, sharing the crown with Monmouth, before being upset by Iona in the quarterfinals of the MAAC Tournament.

The Saints will need to rebuild a bit this year after losing two of its stars following last season: All-MAAC selections Manny Camper is now a professional while Jalen Pickett transferred to Penn State following the season. Siena boasts nine new players this fall – six transfers and three freshmen. The transfers include Northwestern grad transfer guard Anthony Gaines who expects to be in the starting lineup along with the Saints' lone returning starter, center Jackson Stormo who averaged nearly 11 points per game last season.

Nick Hopkins led the team with a game-high 20 points in the Saints' 77-70 exhibition win over Division II Saint Rose Oct. 25.

Siena has won the MAAC regular season crown in both seasons under head coach Carmen Maciariello who is 1-0 against the Bonnies after a win on home court two years ago.

ANOTHER TOP FIVE FINISH

- The Bonnies have finished in the top-five of the A-10's final regular season standings in each of the past six seasons.

IRON MAN FIVE 2.0

- One of St. Bonaventure's legendary teams from its rich basketball history is a team Bona fans refer to as the "Iron Man Five." The 1967-68 Bonnies team went an undefeated 22-0 in the regular season and rose to No. 3 in the national rankings behind a starting five that played nearly every second (Bob Lanier, Bill Butler, Jim Satalin, Bill Kalbaugh, John Hayes). The 2020-21 Bonnies starters had a similar "iron man" feel with all averaging over 32 minutes per game. Over 89 percent of St. Bonaventure's season scoring came from its regular starting five, the highest percentage in the nation.

TEAM CAPTAINS

- For the first time in program history, the Bonnies boast five team captains - the returning senior class of Kyle Lofton, Osun Osunniyi, Dominick Welch, Jaren Holmes and Jalen Adaway. Lofton has been a captain since his freshman season - the only Mark Schmidt player to boast that - while Osunniyi and Holmes are each captains for the second year in a row. Welch and Adaway are captains for the first time.

ALL-STAR TRIO

- When Bonaventure's star junior trio of **Kyle Lofton**, **Osun Osunniyi** and **Dominick Welch** have all been available for a full game, the Bonnies are 43-12 since Feb. 12, 2019.

COMING UP CLUTCH

- Kyle Lofton** hit the game-winning three-pointer in the Jan. 2 victory at Richmond. It continued a streak of Lofton coming up big in clutch situations: He has shot 50 percent (3-for-6) in attempts to tie or take the lead in the final 35 seconds of games during his Bona career. Since 2009, that is one of the best totals for any Bonaventure player:

Matthew Wright: 2-for-2 (100%)

Jaylen Adams: 5-for-8 (62.5%)

Matt Mobley: 3-for-5 (60%)

Marcus Posley: 5-for-9 (55.5%)

Kyle Lofton: 3-for-6 (50%)

That doesn't even include other clutch moments such as his 3 to clinch last year's Boca Beach Classic title, a three in a 65-64 game vs. FAU with 50 seconds left, or a key 3 at Duquesne last February to break a 77-77 tie with 1:14 to play.



LOFTON'S LOFTY NUMBERS

- Kyle Lofton** is a preseason favorite for Atlantic 10 Player of the Year and national honors, earning recognition as one of the country's best point guards.
- He is a back-to-back Atlantic 10 First Team selection, one of five players in school history to achieve that feat.
- He has played 94 percent of possible team minutes** the past three seasons including 96 percent last year. Ranked as the nation's iron man with most minutes per game in 2019-20 and stood third last year.
- Lofton enters his senior season ranking 28th all-time in Bonnies career scoring with 1,230 points while also standing sixth in school history in assists with 428. His 2.18 assist-to-turnover ratio also stands 12th among all active NCAA Division I players.
- He **averages five assists per game for his career**, a mark that ranks fourth in school history.
- The only member of last year's A-10 First Team to return this season.
- Started every game of his career, earning team captain rank before ever playing a collegiate game.



'SHOON SWATS

- Osun Osunniyi** has proven himself to be one of the nation's top shot blockers. **His 211 career blocks stand eighth among all active Division I players. More impressively, his 2.67 blocks per game rank second among all D-I players. Also, his 8.3 rebounds per game over his career stand 23rd nationally among all active Division I players. He has been named to the A-10 All-Defensive Team each of the last three years and was the league's top defensive player last season.**
- Osunniyi finished the regular season leading the A-10 in blocks per game (2.8), second in rebounding (9.3 rpg) and third in field goal percentage (55.2%). **For the second consecutive year, Osunniyi was the ONLY A-10 player to rank in the top five of each category.**
- His +/- average of +8.1 is the best of any returning player in the A-10 this season - next best were Hyunjung Lee of Davidson (+7.3) and Jacob Gilyard of Richmond (+6.8).
- Osunniyi boasts a wingspan of 7'8" which would be the fourth-longest wingspan in the NBA.

BELIEVE IN BROWN

- Junior college All-American **Linton Brown** brings the excitement of being potentially a jolt of offense off the bench this season after averaging over 18 points per game and shooting 48 percent from beyond the arc (73-for-151) at Indian River State in Florida. He made a strong Bonnies debut, scoring a game-high 19 points (7-12 from the floor) in the exhibition game vs. Alfred Nov. 4.

THE BIG MAN IN THE MIDDLE

- There's little denying the impact junior center **Osun Osunniyi** has on the Bonnies. When he's played 18 minutes or more the past two seasons, the Bonnies are 34-9. Here is a look at the Bonnies in those games (since the start of 2019-20) vs. the games where Osunniyi has been limited or out due to injury. **When Osunniyi plays at least 18 minutes, the Bonnies have been outscored in the paint just seven times in the past two years, and only once by double digits:** vs. Saint Joseph's Feb. 11, 2020 (-2), vs. Davidson Feb. 14, 2020 (-6) and again Feb. 24, 2021 (-6), and at Saint Louis March 7, 2020 (-22) and again Feb. 6, 2021 (-2), vs. Dayton March 1, 2021 (-4), vs. LSU March 20, 2021 (-2)

Category	w/ Osunniyi	w/o Osunniyi (less than 18 min)
Scoring defense	61.8 ppg	75.7 ppg
Rebound margin	+5.4	-4.9
Opp. FG %	.393	.467
Points in the Paint	+386 (+9.3 avg)	-40 (-4.4 avg)
Record	34-9	1-8

1,000-POINT CLUB

- St. Bonaventure already has one active 1,000-point scorer: senior **Kyle Lofton**, who enters the season ranking 28th in program history with 1,230 career points. Three of his teammates have a chance to join the 1,000-point club this season: **Dominick Welch** starts the year at 793 points while **Osun Osunniyi** stands at 739 career points. **Jalen Adaway** enters the year with 762 collegiate points counting two seasons at Miami (OH).
- Lofton, Welch (72) and Osunniyi (79) are all part of the program's top-100 all-time scoring list. **Jaren Holmes** needs just nine points to crack the top-100, starting the year ranked No. 101 in Bonnies scoring history.

ATLANTIC 10 ACES

- In the past seven seasons, St. Bonaventure is the only Atlantic 10 team to reach at least 10 victories during conference play each year. **During that time, the Bonnies have the third-best winning percentage in the league overall.**

School	Record	Win Pct.
1. Dayton	90-33	.731
2. VCU	83-39	.680
3. St. Bonaventure	83-40	.675
4. Davidson	76-43	.639



Seven Straight Seasons of 10+ A-10 Wins

St. Bonaventure has scored at least 10 victories in Atlantic 10 play during each of the past seven years, the longest active streak in the conference.

Season	A-10 Record	Finish
2014-15	10-8	T-6
2015-16	14-4	T-1
2016-17	11-7	5
2017-18	14-4	2
2018-19	12-6	4
2019-20	11-7	5
2020-21	11-4	1
TOTALS	83-40 (.675)	

Most Wins By Atlantic 10 Teams, 2015-2021

Includes all games from start of 2015-16 through the end of the 2020-21 season

Team	Wins
1. VCU	131
2. Dayton	126
3. ST. BONAVENTURE	121
Rhode Island	118
5. Davidson	111



IMPRESSIVE NON-CONFERENCE SLATE

- St. Bonaventure boasts its most challenging non-conference schedule in decades. **The Bonnies have four teams ranked in last year's top-90 of the NCAA NET rankings in their non-conference schedule** – UConn (33), Virginia Tech (51), Boise State (53) and Buffalo (86). Bona's has other opportunities at other marquee non-conference games during the Charleston Classic depending on how that bracket falls: other potential opponents include West Virginia (22), Clemson (45) and Marquette (93).

FRIENDLY COURTS

- While the Bonnies will make a few high-profile trips to neutral courts during non-conference play - three games at the Charleston Classic, Newark, New Jersey's Prudential Center for the Never Forget Tribute Classic vs. UConn and Charlotte's Spectrum Center for the Hall of Fame Shootout vs. Virginia Tech - SBU will have just one true road game during non-conference action. St. Bonaventure travels to Boston for a date with Northeastern Dec. 22 in the only true road game of the non-conference schedule, a date that begins three straight road games as the Bonnies open Atlantic 10 play at George Washington and at Dayton over the holidays.

UNDER THE BRIGHT LIGHTS

- Bona's will be on national TV often this year. St. Bonaventure will play 13 of their 18 conference games in front of a national TV audience. The non-conference slate boasts five more games on ESPN national networks, bringing the total of over-the-air national TV games to 18. Every game not broadcast on a national network will be available either on a regional network, NBC digital streaming platform or ESPN+.

INTERNATIONAL FLAVOR

- The Bonnies welcome six new international student-athletes this season: freshmen **Anouar Mellouk** and **Joryam Saizonou** from the Netherlands, **Justin Ndjock-Tadjore** from Canada and **Pedro Rossi** from Argentina, redshirt sophomore **Abdoul Karim Coulibaly** from Mali and redshirt freshman **Oluwasegun Durosini** from Nigeria.

Led Team in SCORING

Player	'20-21	Career
Kyle Lofton	6	29
Jaren Holmes	6	11
Jalen Adaway	5	5
Dominick Welch	3	12
Osun Osunniyi	2	7

Led Team in REBOUNDS

Player	'20-21	Career
Osun Osunniyi	16	41
Jaren Holmes	3	7
Jalen Adaway	3	3
Dominick Welch	2	15
Kyle Lofton	1	1

Led Team in ASSISTS

Player	'20-21	Career
Kyle Lofton	17	68
Osun Osunniyi	3	3
Jaren Holmes	1	2
Dominick Welch		2

20+ Point GAMES

Player	'20-21	Career
Kyle Lofton	3	14
Jalen Adaway	3	3
Jaren Holmes	2	3
Dominick Welch	1	5
Osun Osunniyi	1	3

30+ Point GAMES

Player	'20-21	Career
Jaren Holmes	1	1

Double-Figure SCORING

Player	'20-21	Career
Kyle Lofton	17	69
Jalen Adaway	14	33
Jaren Holmes	14	30
Dominick Welch	12	43
Osun Osunniyi	9	33
Alejandro Vasquez	2	10

Double-Figure REBOUNDS

Player	'20-21	Career
Osun Osunniyi	8	26
Jaren Holmes	3	4
Dominick Welch	1	7
Jalen Adaway	1	1
Kyle Lofton	1	1

Double-Doubles

Player	'20-21	Career
Osun Osunniyi	5	16
Kyle Lofton	2	4
Jaren Holmes	2	3
Jalen Adaway	1	1
Dominick Welch		6



NEWPORT NEWS, Va. — The St. Bonaventure men's basketball team was selected as the unanimous favorite to win the 2021-22 Atlantic 10 Championship, conference officials announced at A-10 Media Day Oct. 27.

In addition, a pair of Bonnies were named to the preseason All-Conference First Team as seniors Kyle Lofton and Osun Osunniyi each received the honor. Lofton is a two-time First Team postseason all-conference pick while Osunniyi was the league's Defensive Player of the Year and tournament Most Outstanding Player as a junior. Senior guard Jaren Holmes was picked to the second team after also being named all-conference last year for the first time in his Bonnies career. Osunniyi also earned a spot on the All-Defensive Team.

The reigning Atlantic 10 regular season and tournament champions, St. Bonaventure is a unanimous preseason conference favorite for the first time in program history and the first A-10 squad to be an unchallenged No. 1 pick in the preseason poll since VCU was in 2014. Rhode Island was just one vote shy of a unanimous selection in 2017-18, when the lone outlying vote went to the second-ranked Bonnies. That season previously stood as the high water mark for the program in a preseason poll during a time when the A-10 was not split into multiple divisions.

The Bonnies claimed all 28 first-place votes for 392 voter's points, with Richmond second at 359 points. Saint Louis (325), VCU (288) and Dayton (274) round out the top-five. Davidson (260), Rhode Island (231), George Mason (158), UMass (147) and Saint Joseph's (144) complete the top-10.

Lofton became the fifth player in program history to pick up postseason First Team All-Atlantic 10 honors in back-to-back years when he averaged over 14 points per game while standing third in the league at 5.4 assists per contest last season. He led the league in minutes (38.3 mpg) for the second consecutive year and has played in 94 percent of Bona's minutes in the past two years.

He is also a member of the Bob Cousy Award Watch List as one of 20 candidates to be named the nation's top point guard. The New Jersey native enters his senior season ranking 28th all-time in Bonnies career scoring with 1,230 points while also standing sixth in school history in assists with 428. His 2.18 career assist-to-turnover ratio also stands 12th among all active NCAA Division I players.

Osunniyi is a preseason First Team selection after being honored as the league's top defensive player and Second Team All-Conference last March. He led the A-10 in blocks per game (2.8) last year while also ranking second in rebounding (9.3 rpg). He anchored the A-10's top defense, a squad that ranked seventh in the nation by allowing just over 59 points per game during conference play. For the second consecutive year, he was the only A-10 player to rank among the league's top-five in blocks, field goal percentage and rebounding.

Osunniyi enters the season ranking second among all active NCAA Division I players in career blocks per game (2.67), behind only Manny Bates of NC State (2.77). He currently ranks third in Bonnies history for career swats (211), with just Andrew Nicholson (244) and Caswell Cyrus (289) ahead. His 657 career rebounds (8.3 rpg average) also stand 18th in school history and he needs 261 points this season to reach 1,000 for his career which would make him the 25th player in Bonnies history with 1,000 points and 500 rebounds.

A nominee for the Karim Abdul-Jabbar Watch List as one of 20 candidates to be named the country's best center, he has been on the league's All-Defensive Team following each of his three collegiate seasons.

Holmes enjoyed a breakout season in his second campaign with the Bonnies last year, ranking second on the team at 13.8 points per contest while averaging 5.3 rebounds and shooting over 38 percent from long range.

HEAD OF THE CLASS

Mark Schmidt is St. Bonaventure's all-time-coaching wins leader. Now in his 15th season, Schmidt has 245 wins at St. Bonaventure. With win No. 203 on Feb. 17, 2019 when the Bonnies topped George Mason, Schmidt topped Larry Weise's mark of 202 that had stood since 1973.

- **He stands 2nd in conference victories among active A-10 coaches with 129 Atlantic 10 wins** behind only Richmond's Chris Mooney and is sixth all-time.
- Schmidt is the second-longest tenured active A-10 head coach (A-10 seasons only), again behind only Mooney who is in his 17th year with the Spiders.
- Schmidt's win total at St. Bonaventure ranks third among all active A-10 coaches for victories at their current school – only Mooney (288) and Bob McKillop (607) rank higher (numbers entering 2021-22).
- Only one coach in St. Bonaventure men's basketball history led the program for longer than Schmidt's current tenure - Mike Reilly, the namesake for the Reilly Center, guided the program for 15 years between 1928-43.

ST. BONAVENTURE WINS CHART

Coach	Wins	Seasons
Mark Schmidt	245	14 (2007-Pres.)
Larry Weise	202	12 (1961-73)
Jim Satalin	156	9 (1973-82)
Eddie Donovan	139	8 (1953-61)
Mike Reilly	133	15 (1928-43)
Jim Baron	132	9 (1992-01)

A-10 CONFERENCE WINS CHART

Coach	Wins	School
1. John Chaney	296	Temple
2. Phil Martelli	218	SJU
3. Gale Catlett	180	WVU
4. Chris Mooney	144	Rich
5. Jim Baron	139	SBU/URI
6. Mark Schmidt	129	SBU



THE LAST TIME...?

...Bona scored 90-99 points in a game
12/1/18 vs. Delaware State (W, 90-61)

...Bona scored 100+ points in a game
2/27/18 vs. Davidson (W, 117-113, 3OT)

...Bona allowed 90-99 points in a game
2/14/20 vs. Davidson (L, 93-64)

...Bona allowed 100+ points in a game
2/27/18 vs. Davidson (W, 117-113, 3OT)

...Bona scored 50+ points in a half
12/1/18 vs. Delaware State (50 in 2nd half)

...Bona played an overtime game
1/29/20 at Fordham (W, 62-55)

...Bona played a triple overtime game
2/27/18 vs. Davidson (W, 117-113, 3OT)

...Bona won a game by 20-29 points
1/6/21 vs. Saint Joseph's (83-57)

...Bona lost a game by 20-29 points
1/18/20 at VCU, 91-63

...Bona won a game by 40+ points
2/26/21 vs. GW (88-41)

...Bona lost a game by 30+ points
12/29/18 at Syracuse (81-48)

...Two players scored 20+ points in a game
1/6/21 vs. Saint Joseph's (Holmes 38, Adaway 24)

...Three players scored 20+ points in a game
11/12/16 vs. St. Francis (J. Adams 23, D. Gregg 23, M. Mobley 21)

...Three players scored 30+ points in a game
2/27/18 vs. Davidson (Adams 34, Mobley 33, Stockard 31)

...Player scored 30+ points in a game
1/6/21 vs. Saint Joseph's (Jaren Holmes, 38)

...Player scored 40+ points in a game
2/7/18 vs. Saint Louis (Jaylen Adams, 44)

... Five double-figure scorers in a game
3/5/21 vs. Duquesne (Osunniyi, 18; Welch, 18; Holmes, 14; Adaway, 12; Lofton 11)

... Six double-figure scorers in a game
12/18/19 vs. Niagara (Welch 17, Vasquez 14, Osunniyi 13, Lofton 12, Ikpeze 11, Winston 10)

...Player had 10+ assists in a game
2/26/21 vs. GW (Kyle Lofton, 10)

...Player had 15+ rebounds in a game
1/31/21 vs. Mason (Osun Osunniyi, 15)

...Player had 5+ steals in a game
2/6/21 at SLU (Kyle Lofton, 5)

...Player had 5+ blocks in a game
3/6/21 vs. Saint Louis (Osun Osunniyi, 7)

...Player had 6 or more 3-pointers in a game
1/6/21 vs. Saint Joseph's (Jaren Holmes, 8)



The 2019-20 season brought one of the most anticipated campaigns in St. Bonaventure basketball history as it marked the 100th year of intercollegiate basketball. The season brought a year-long celebration of the rich history of St. Bonaventure basketball. Consider some of the standout numbers:

3 The Bonnies have had three Atlantic 10 Players of the Year - Earl Belcher (1981), Andrew Nicholson (2012) and Jaylen Adams (2018)

16 St. Bonaventure has produced 16 20-win seasons

25 National post-season berths including seven NCAA tournaments and one NIT championship

.565 St. Bonaventure owns a .565 winning percentage through its first 101 seasons

66 Bona has registered 66 winning seasons

1,387 Wins all-time for the Bonnies through 101 seasons

2020-21 ST. BONAVENTURE SPECIALTY STATISTICS

Opponent	In The Paint	Off Turnovers	2nd Chance	Fastbreak	Bench
Akron	56 (+20)	11 (+5)	10 (-1)	18 (+6)	6 (-14)
HOFSTRA	46 (+16)	18 (+6)	10 (+2)	9 (-4)	15 (+3)
at Rhode Island	34 (+2)	22 (+3)	11 (+2)	5 (-3)	18 (+4)
at Richmond	34 (+2)	11 (0)	15 (+7)	4 (0)	11 (+6)
SAINT JOSEPH'S	40 (+16)	15 (+9)	6 (+4)	11 (+2)	2 (-18)
at Fordham	30 (+10)	11 (+6)	14 (+7)	4 (+4)	6 (0)
DUQUESNE	28 (+6)	17 (+4)	16 (+13)	8 (+1)	11 (+1)
VCU	36 (+16)	26 (+16)	9 (-5)	7 (0)	3 (-14)
at Duquesne	38 (+6)	13 (+1)	15 (-1)	13 (+1)	19 (+12)
GEORGE MASON	48 (+24)	13 (-1)	13 (+7)	6 (-3)	4 (-6)
at Saint Louis	18 (-2)	14 (-4)	10 (-1)	8 (+3)	4 (-21)
LA SALLE	36 (+14)	8 (-7)	9 (-10)	2 (-4)	6 (-10)
at VCU	34 (0)	11 (-7)	10 (-6)	5 (-6)	8 (-5)
DAVIDSON	24 (+8)	8 (-2)	12 (+5)	0 (-4)	7 (-7)
at Davidson	18 (-6)	6 (0)	4 (-4)	3 (-1)	0 (-14)
GW	28 (+12)	21 (+13)	10 (+4)	15 (+13)	25 (+11)
DAYTON	20 (-2)	22 (+12)	9 (+2)	4 (-6)	8 (-11)
Duquesne	50 (+20)	25 (+12)	17 (+11)	14 (+3)	2 (-17)
Saint Louis	34 (+14)	14 (+3)	8 (+1)	0 (-5)	10 (-15)
VCU	30 (-2)	12 (0)	17 (+6)	6 (-4)	5 (-13)

2020-21 ST. BONAVENTURE START CHART

OPPONENT	G	G	G	F	C	RECORD
Akron	Lofton	Holmes	Welch	Adaway	Osunniyi	1-0
HOFSTRA	Lofton	Holmes	Welch	Adaway	Osunniyi	2-0
at Rhode Island	Lofton	Holmes	Welch	Adaway	Osunniyi	2-1
at Richmond	Lofton	Holmes	Welch	Adaway	Osunniyi	3-1
SAINT JOSEPH'S	Lofton	Holmes	Welch	Adaway	Osunniyi	4-1
at Fordham	Lofton	Holmes	Welch	Adaway	Osunniyi	5-1
DUQUESNE	Lofton	Holmes	Welch	Adaway	Osunniyi	6-1
VCU	Lofton	Holmes	Welch	Adaway	Osunniyi	7-1
at Duquesne	Lofton	Holmes	Vasquez	Welch	Osunniyi	1-0**
GEORGE MASON	Lofton	Holmes	Welch	Adaway	Osunniyi	8-1
at SLU	Lofton	Holmes	Welch	Adaway	Osunniyi	8-2
LA SALLE	Lofton	Holmes	Welch	Adaway	Osunniyi	9-2
at VCU	Lofton	Holmes	Welch	Adaway	Osunniyi	9-3
DAVIDSON	Lofton	Holmes	Welch	Adaway	Osunniyi	10-3
at Davidson	Lofton	Holmes	Welch	Adaway	Osunniyi	11-3
GW	Lofton	Holmes	Welch	Adaway	Osunniyi	12-3
DAYTON	Lofton	Holmes	Welch	Adaway	Osunniyi	12-4
Duquesne	Lofton	Holmes	Welch	Adaway	Osunniyi	13-4
Saint Louis	Lofton	Holmes	Welch	Adaway	Osunniyi	14-4
VCU	Lofton	Holmes	Welch	Adaway	Osunniyi	15-4

** - Adaway did not start due to strep throat, but played 36 min - every second after first media TO

Noteworthy Numbers

- 4** Four Bonnies averaged in double-figure scoring during A-10 play last year: **Jaren Holmes** (14.4), **Kyle Lofton** (14.2 ppg), **Jalen Adaway** (12.7) and **Dominick Welch** (10.7).
- 5** St. Bonaventure returns five players from last year's A-10 champs - the entire starting five. The Bonnies are one of just two NCAA Tournament teams from last year to return the entire starting five (UCLA).
- .675%** The Bonnies own a .675 winning percentage in Atlantic 10 play the last seven years (83-40).

Small School, Huge Heart: Size Is Not Barrier To Success

St. Bonaventure has proven over many years that a small enrollment is not an obstacle to basketball success. St. Bonaventure is one of the 10 smallest NCAA Division I schools by enrollment. Bonnies fans are well-known for their passion. In a region (city of Olean and village of Allegany) that has just over 15,000 people, St. Bonaventure has sold over 2,600 season tickets. On average, when school is in session, more than half of the student body (1,840) attends games. In 2019-20 attendance at the Reilly Center averaged 4,359 fans.

2020-21 BONAVENTURE TRENDS

At Home	8-1
On The Road	4-3
Neutral Site	4-1

HALFTIME/LEADS/OVERTIME

Leading at the half	12-2
Tied at half	1-0
Trailing at half	3-3
Games decided by 5 pts or less	3-1
Games decided by 6-10 points	3-2
Games decided by 10+ points	10-2
Overtime games	0-0

OFFENSE

Scoring 80 points or more	5-0
Scoring 70-79 points	5-0
Shooting 40% or better	13-1
Shooting less than 40%	2-4
Opponent shooting 40% or better	5-3
Opponent shooting less than 40%	12-1
SBU player scoring 20+ points	6-1
Three+ SBU players in double digits	12-3

DEFENSE

Outrebounding opponent	12-0
Outrebounded by opponent	3-5
Even rebounding	1-0
SBU player with 10+ rebounds	11-1
Bonnies recording 10+ steals	2-1
Bonnies recording 5+ blocks	3-3

TURNOVERS/FOULS

More turnovers than opponent	7-1
Fewer turnovers than opponent	9-4
Even turnovers	1-0
More fouls than opponent	5-4
Fewer fouls than opponent	10-1
Even fouls	1-0

MISCELLANEOUS STATS

Afternoon Game	8-3
Night Game	8-2

DAY

Sunday	2-0
Monday	0-1
Tuesday	2-0
Wednesday	4-1
Thursday	0-0
Friday	3-1
Saturday	5-1



100 YEARS ON

"The basket ball craze has struck the college at last. It was rather slow in coming, but when it did strike, it hit hard ... If we are to judge by the enthusiasm and all the talk that is going the rounds, we have several players of stellar transcendancy in our midst. This will, no doubt, result in a great many spirited games." - The Laurel, March 1901

- SBU celebrated its 100th season of basketball in 2019-20.
- Though basketball existed at St. Bonaventure dating back to at least 1901, a decade following the invention of the game by James Naismith, the first intercollegiate team suited up for the 1919-20 campaign following several years of intramural games and starts and stops due to lack of a proper court.
- The construction of Butler Gymnasium (still standing on campus today footsteps from the Reilly Center) put the wheels in motion for intercollegiate play, but its completion was halted due to World War I. Finally, the first game was played Dec. 11, 1919 in the newly constructed Butler Memorial Gymnasium as the first Bona team defeated a group of alumni, 29-18. The season continued with games vs. Seton Hall, Cathedral College, Grove City College, Westminster, St. Francis of Loretto, Canisius, and Duquesne, with a season record of 6-10. Richard Phelan was the first coach after joining St. Bonaventure College as a professor from Niagara.

BONNIES BASKETBALL AT 102

- Though records of basketball at St. Bonaventure go back to at least 1901, the first official intercollegiate season was 1919-20
- The Bonnies have sponsored a team every year but 1943-44 when the program was halted due to World War II
- The Bonnies have 1,387 victories all-time and a winning percentage of .565
- The program has registered 67 winning seasons, 45 1,000-point scorers and 33 players drafted by the NBA
- In all, **St. Bonaventure has recorded 16 seasons of 20+ wins** and 25 post-season appearances as well as 67 players who have been named Atlantic 10 All-Conference
- St. Bonaventure has been to the NCAA Tournament eight times – including the 1970 Final Four – and the NIT 16 times – highlighted by a 1977 national championship
- The Bonnies became a national powerhouse during the 1950s, posting a .686 winning percentage during the decade – ranking 17th in the nation over that period
- The program only grew in prominence – a .724 winning percentage during the 1960s ranked 12th nationally while the team rose as high as No. 3 in the national Top 25 multiple times
- The program had a .600 winning percentage or better in the 1920s, 30s, 40s, 50s, 60s and 70s
- The Bonnies are in another “golden era” under head coach Mark Schmidt – **the program had a .599 winning percentage during the 2010s and their average of 19 wins per year is the highest of any decade in program history**
- **St. Bonaventure is one of 38 schools to both reach a Final Four and win an NIT championship**
- St. Bonaventure's 99-game home winning streak at the Olean Armory from 1948-61 is the second-longest home court win streak in NCAA Division I history behind only Kentucky's 129 from 1943-55




BONA BASKETBALL



THROUGH THE YEARS

DECADE	AVG WINS / AVG. WIN %
20s	12.3 / .612
30s	6.7 / .620
40s	11.6 / .612
50s	16.6 / .686
60s	17.6 / .724
70s	17.8 / .657
80s	13.4 / .487
90s	12.8 / .443
00s	9.8 / .350
10s	19.1 / .599



HEAD COACH **MARK SCHMIDT**

2021, 2016 ATLANTIC 10 COACH OF THE YEAR

COACH OF 2016 A-10 REGULAR SEASON CO-CHAMPIONS / 2021 REGULAR SEASON CHAMPIONS & TOURNAMENT CHAMPIONS
2012 A-10 TOURNAMENT CHAMPIONS
2019 A-10 TOURNAMENT RUNNERS-UP
2012, 2018 NCAA TOURNAMENT, 2016 NIT

- The St. Bonaventure men's basketball program has reached unforeseen heights under head coach Mark Schmidt, who has now completed 13 seasons in charge of the program. St. Bonaventure's all-time wins leader, Schmidt has keyed the return of the Bonnies to national prominence and as one of the Atlantic 10's finest.
- Though the 2019-20 season was cut short due to COVID-19, Schmidt's Bonnies continued their streak of rising to the top of the A-10 with their sixth consecutive season of double-digit conference wins, the longest active streak among all Atlantic 10 programs. SBU scored 19 victories overall, the seventh year in a row of 18 or more wins, and finished fifth in the A-10 regular season standings - the fifth straight year the program has finished in the league's top five. At the end of the season, sophomore point guard Kyle Lofton gave the program five straight years with a First Team All-Conference selection.
- A young Bonnies squad in 2018-19 represented one of Schmidt's finest coaching jobs as he guided a freshman-laden team to a 12-6 A-10 record and a spot in the Atlantic 10 Championship Game. It marked the fifth straight year of double digit conference wins, a program first. Senior Courtney Stockard's all-conference selection gave SBU four straight seasons of landing players on the A-10 First Team while both Kyle Lofton and Osun Osunniyi earned All-Rookie Team picks with Osunniyi also landing on the All-Defensive Team.
- Along the way, Schmidt captured history. On Feb. 17, 2019, he became the winningest coach in program history as he passed the legendary Larry Weise with his 203rd victory as Bonnies head coach.
- With the All-Conference backcourt of Jaylen Adams and Matt Mobley leading the way, 2017-18 was the most successful year of Schmidt's tenure. The Bonnies went 26-8, setting a school record for wins in a season (the prior mark of 25 had stood since the Final Four season of 1969-70) and reached the NCAA Tournament. There, they beat UCLA in the First Four in Dayton, Ohio, for the program's first NCAA win since that same 1969-70 season. The Bonnies went 14-4 in the Atlantic 10 to finish second, their fourth straight year with double-digit conference victories. Perhaps the most remarkable achievement of the season were the 13 straight wins to end the regular season. Both Adams and Mobley were selected to the All-Conference First Team as well as the NABC All-District Team. Junior forward LaDarrien Griffin was named co-winner of the A-10's Chris Daniels Award for Most Improved Player.

YEAR-BY-YEAR **RECORD**

AT ROBERT MORRIS

YEAR.....	RECORD.....	CONF.
'01-02:.....	12-18.....	11-9 (6th)
'02-03:.....	10-17.....	7-11 (8th)
'03-04:.....	14-15.....	10-8 (4th)
'04-05:.....	14-15.....	11-7 (3rd)
'05-06:.....	15-14.....	10-8 (5th)
'06-07:.....	17-11.....	9-9 (4th)
6 SEASONS	82-90.....	58-52

AT ST. BONAVENTURE

YEAR.....	RECORD.....	A-10
2007-08.....	8-22.....	2-14 (14th)
2008-09.....	15-15.....	6-10 (11th)
2009-10.....	15-16.....	7-9 (T-8th)
2010-11.....	16-15.....	8-8 (7th)
2011-12.....	20-12.....	10-6 (4th)
2012-13.....	14-15.....	7-9 (9th)
2013-14.....	18-15.....	6-10 (9th)
2014-15.....	18-13.....	10-8 (T-6th)
2015-16.....	22-9.....	14-4 (T-1st)
2016-17.....	20-12.....	11-7 (5th)
2017-18.....	26-8.....	14-4 (2nd)
2018-19.....	18-16.....	12-6 (4th)
2019-20.....	19-12.....	11-7 (5th)
2020-21.....	16-5.....	11-4 (1st)
15 SEASONS. 245-185.....	129-106	

CAREER **OVERVIEW**

1989-91 ASST. COACH, ST. MICHAEL'S

1991-93 ASST. COACH, PENN STATE

- NIT(1992)

1993-94 ASST. COACH, LOYOLA (MD.)

- NCAA Tournament (1994)

1994-01 ASST. COACH, XAVIER UNIV.

- NCAA (1995, 1997, 1998, 2000)
- NIT (1999, 2000)
- Atlantic 10 West Champ. (1997, 1998)
- Atlantic 10 Tournament Champ. (1998)

2001-07 HEAD COACH

ROBERT MORRIS UNIVERSITY

2007-PRES. HEAD COACH

ST. BONAVENTURE UNIVERSITY

- 2x. Atlantic 10 Tournament Champions (2012, 2021)
- 2018 NCAA Tournament (beat UCLA), set school record with 26 wins
- Atlantic 10 regular season co-champions, NIT first round (2016)
- Atlantic 10 Tournament semifinals (2014)
- Atlantic 10 Tournament Championship Game (2019)



“ Mark Schmidt is easily one of the most underrated coaches in the country, leading St. Bonaventure to the top of the A-10. ”

ANDY KATZ

NCAA.COM CORRESPONDENT

HOME SWEET HOME



BONNIES HOME SUCCESS

- 41-10 at home (.804) in Atlantic 10 play since 2015-16
- 97-35 record at home (.735) the past eight seasons
- 134-58 record at home under head coach Mark Schmidt
- 487-217 record at home all-time
- St. Bonaventure went 13-1 at home during the NCAA Tournament season of 2017-18

ONE OF THE NATION'S TOP VENUES

- "The Reilly Center has enjoyed multiple stretches as one of the game's most hostile venues. Fans arrive early and don't wait until tipoff to start cheering. In good years, you don't want to play at the Reilly Center ... this is one of America's more underrated venues." - ESPN.com
- In 2016, ESPN selected The RC as the most difficult place for opponents to play in the Atlantic 10 and one of the top 10 such venues in the nation thanks to its often raucous crowds and tremendous college basketball atmosphere

BIG RC WINS

Feb. 21, 1969 - SBU 97, Seton Hall 67

In 1969, Bob Lanier was stepping on every college team that dared cross his path. Not only did he already hold the Reilly Center record for rebounds in a game with 27, but against Seton Hall Lanier scored a school and RC record 51 points.

Dec. 21, 1969 - SBU 77, Duquesne 58

The largest crowd ever to witness a game at the Reilly Center saw the Bonnies defeat Duquesne, 77-58. The standing room only crowd of 6,291 flooded the aisles and any available spots on the floor.

Feb. 4, 1995 - SBU 69, Rhode Island 66

The Bonnies scored the 1,000th win in St. Bonaventure history.

March 16, 1995 - SBU 75, So. Miss 70

St. Bonaventure played its first-ever home postseason game during the 1995 NIT when they hosted Southern Mississippi in round one. More than 6,000 fans watched as the Bonnies prevailed.

1997-98 Ranked Wins

During the 1997-98 season, St. Bonaventure defeated three Top 20 teams at The RC. Thirteenth-ranked Xavier (80-77), 20th-ranked Rhode Island (86-81) and 20th-ranked Massachusetts (72-70, 2OT) fell, much to the delight of the Bona faithful.

Jan. 15, 2000 - SBU 57, #13 Temple 56

In a game many fans described as the best they had ever seen in The RC, J.R. Bremer's three-pointer with 2.8 seconds left gave the Bonnies a 57-56 win over 13th-ranked Temple.

Jan. 29, 2014 - SBU 78, #19 UMass 65

Charlon Kloof scored 14 points as the Bonnies registered their first Top 25 win since 2000.

Feb. 7, 2015 - SBU 73, #18 VCU 71

Marcus Posley played the hero on Feb. 7, 2015, when he drove and scored on an off-balance shot as time expired to give St. Bonaventure a 73-71 win over No. 18 VCU.

Feb. 16, 2017 - SBU 77, #14 Rhode Island 74

St. Bonaventure ended what was the nation's active longest winning streak when the Bonnies beat No. 14/16 Rhode Island live before a Friday night national TV audience on ESPN2.

Dec. 7, 2019 - SBU 73, Hofstra 45

With the 1970 Final Four team in attendance as well as the program's All-Time Team, Bona dominated the Pride.



KYLE LOFTON

0

Senior | Guard | 6-3 / 185

Hillside, N.J. | Union Catholic / Putnam Science Academy

GAME-BY-GAME

2020-21 SEASON / CAREER HIGHS

MINUTES

Season 40, 10x. last vs. SLU (3/6/21)
Career 50, 2x (at Vermont, vs. Dayton)

POINTS

Season 28 vs Duquesne (1/15/21)
Career 32, 2x. last at Buffalo (12/30/19)

REBOUNDS

Season 10 vs. SLU (3/6/21)
Career Same

FIELD GOALS

Season 8, 2x. last vs. Mason (1/30/21)
Career 15 at Buffalo (12/30/19)

3-POINT FIELD GOALS

Season 4 vs. VCU (3/14/21)
Career 7 vs. Mason (2/17/19)

FREE THROWS

Season 12 vs Duquesne (1/15/21)
Career Same

ASSISTS

Season 11 vs. SJU (1/6/21)
Career 11, 4x. last vs. SJU (1/6/21)

STEALS

Season 5 at SLU (2/6/21)
Career Same

BLOCKS

Season 1
Career 1, 8x.

MISCELLANEOUS

2020-21 in Double Figures 17
Career in Double Figures 69

Opponent	Date	GS	MIN	Total		3-Pointers		Free throws		Rebounds											
				FG-FA	PCT	3FG-3FGA	PCT	FT-FTA	PCT	OFF	DEF	TOT	AVG	PF	A	TO	BLK	STL	PTS	AVG	
vs Akron	12/15/2020	*	38:54	5-10	.500	0-3	.000	7-8	.875	0	4	4	4.0	3	5	4	0	0	17	17.0	
Hofstra	12/19/2020	*	34:34	6-12	.500	1-4	.250	3-5	.600	0	4	4	4.0	2	9	1	0	0	16	16.5	
at Rhode Island	12/30/2020	*	38:41	6-12	.500	0-2	.000	1-1	1.000	1	1	2	3.3	4	1	6	0	4	13	15.3	
at Richmond	01/02/2021	*	36:51	5-9	.556	1-3	.333	5-6	.833	0	1	1	2.8	4	3	3	0	1	16	15.5	
Saint Joseph's	01/06/2021	*	40:00	0-7	.000	0-3	.000	4-4	1.000	1	7	8	3.8	0	11	2	0	1	4	13.2	
at Fordham	01/13/2021	*	34:04	6-14	.429	1-6	.167	1-1	1.000	1	1	2	3.5	3	6	4	0	0	14	13.3	
Duquesne	01/15/2021	*	40:00	8-16	.500	0-4	.000	12-14	.857	0	2	2	3.3	2	2	3	0	1	28	15.4	
VCU	01/20/2021	*	40:00	4-9	.444	0-1	.000	4-5	.800	0	2	2	3.1	2	3	3	0	2	12	15.0	
at Duquesne	01/23/2021	*	34:52	6-14	.429	0-3	.000	5-7	.714	0	2	2	3.0	3	5	1	0	1	17	15.2	
George Mason	01/30/2021	*	40:00	8-12	.667	0-3	.000	4-6	.667	2	2	4	3.1	2	5	3	0	0	20	15.7	
at Saint Louis	02/06/2021	*	40:00	6-17	.353	0-2	.000	5-5	1.000	1	4	5	3.3	4	5	2	0	5	17	15.8	
La Salle	02/09/2021	*	40:00	5-8	.625	3-3	1.000	5-6	.833	0	1	1	3.1	2	8	2	0	2	18	16.0	
at VCU	02/12/2021	*	37:53	3-6	.500	0-1	.000	2-5	.400	1	2	3	3.1	3	3	3	0	1	8	15.4	
Davidson	02/21/2021	*	40:00	6-13	.462	3-5	.600	3-3	1.000	2	2	4	3.1	3	6	3	0	0	18	15.6	
at Davidson	02/24/2021	*	40:00	3-13	.231	1-3	.333	0-0	.000	0	3	3	3.1	0	5	2	0	2	7	15.0	
George Washington	02/26/2021	*	33:29	5-12	.417	2-6	.333	0-0	.000	0	2	2	3.1	0	10	0	0	2	12	14.8	
Dayton	03/01/2021	*	38:53	3-12	.250	1-5	.200	2-2	1.000	2	0	2	3.0	4	6	2	0	2	9	14.5	
vs Duquesne	03/05/2021	*	39:59	4-11	.364	1-6	.167	2-4	.500	1	4	5	3.1	2	5	4	0	3	11	14.3	
vs Saint Louis	03/06/2021	*	40:00	5-10	.500	0-3	.000	2-2	1.000	1	9	10	3.5	0	6	2	1	0	12	14.2	
vs VCU	03/14/2021	*	39:19	6-14	.429	4-5	.800	7-7	1.000	0	5	5	3.6	3	6	2	0	1	23	14.6	
vs LSU	03/20/2021	*	38:43	3-18	.167	0-4	.000	4-5	.800	1	2	3	3.5	2	5	0	1	0	10	14.4	
Totals			21	806:12	103-249	.414	18-75	.240	78-96	.813	14	60	74	3.5	48	115	52	2	29	302	14.4

Player Averages

Games Played	Minutes/game	Points/game	FG Pct	3FG Pct	FT Pct	Rebounds/game	Assists/game	Turnovers/game	Assist/Turnover ratio	Steals/game	Blocks/game
21	38.4	14.4	41.4	24.0	81.3	3.5	5.5	2.5	2.2	1.4	0.1

HONORS

Bob Cousy Award Watch List - 2021-22

Atlantic 10 All-Tournament Team - 2021
Atlantic 10 All-Conference First Team - 2019-20, 2020-21
Big 4 Player of the Week - Jan. 5, 2021, Jan. 19, 2021
NABC All-District First Team - 2019-20, 2020-21
Atlantic 10 All-Rookie Team - 2018-19
Atlantic 10 All-Tournament Team - 2019
Atlantic 10 Rookie of the Week - Feb. 18, 2019; Jan. 28, 2019
Boca Beach Classic All-Tournament Team - 2019

SBU CAREER ASSISTS LEADERBOARD


Player	AST	APG	SEASONS
1. Marques Green	657	5.9	2000-04
2. Shandue McNeill	616	5.4	1993-97
3. Jaylen Adams	590	5.8	2014-18
4. Glenn Hagan	486	4.7	1974-78
5. Tim Winn	449	4.2	1996-2000
6. Kyle Lofton	428	5.0	2018-Pres.

SBU CAREER POINTS LEADERBOARD

Player	PTS	PPG	SEASONS
25. Bob Rozyczko	1,283	15.1	1972-76
26. Dion Wright	1,263	11.7	2012-16
27. Ahmad Smith	1,261	11.8	2002-06
28. Kyle Lofton	1,230	14.3	2018-Pres.
29. Matt Mobley	1,209	18.3	2016-18
30. Demetrius Conger	1,206	10.2	2009-13

CAREER STATS

				Field Goals		3-Point		F-Throws		Rebounds									Scoring	
SEASON	TEAM	GP-GS	MIN/AVG	FG-FGA	FG%	3FG-3FGA	3FG%	FT-FTA	FT%	OFF	DEF	TOT	AVG	PF-FO	A	TO	BLK	STL	PTS	AVG
2018-19	SBU	34-34	1272/37.4	177-401	.441	38-115	.330	98-117	.838	30	55	85	2.5	72-1	127	64	2	48	490	14.4
2019-20	SBU	31-31	1191/38.4	159-377	.422	37-110	.336	83-103	.806	19	62	81	2.6	60-1	186	80	4	44	438	14.1
2020-21	SBU	21-21	806/38.4	103-249	.414	18-75	.240	78-96	.813	14	60	74	3.5	48-0	115	52	2	29	302	14.4
TOTAL		86-86	3270/38.0	439-1027	.427	93-300	.310	259-316	.820	63	177	240	2.8	180-2	428	196	8	121	1230	14.3



DOMINICK WELCH **1**
 Senior | Guard | 6-5 / 205
 Buffalo, N.Y. | Cheektowaga / Spire Academy

GAME-BY-GAME

Opponent	Date	GS	MIN	Total		3-Pointers		Free throws		Rebounds			Averages								
				FG-FGA	PCT	3FG-3FGA	PCT	FT-FTA	PCT	OFF	DEF	TOT	AVG	PF	A	TO	BLK	STL	PTS	AVG	
vs Akron	12/15/2020	*	37:04	6-13	.462	1-6	.167	5-5	1.000	1	4	5	5.0	3	4	2	0	3	18	18.0	
Hofstra	12/19/2020	*	37:06	5-10	.500	3-4	.750	2-2	1.000	4	4	8	6.5	0	3	1	1	1	15	16.5	
at Rhode Island	12/30/2020	*	31:35	2-9	.222	2-7	.286	0-0	.000	2	5	7	6.7	5	3	6	0	0	6	13.0	
at Richmond	01/02/2021	*	27:45	5-12	.417	1-6	.167	0-0	.000	3	6	9	7.3	4	1	1	0	0	11	12.5	
Saint Joseph's	01/06/2021	*	23:34	3-7	.429	2-4	.500	0-0	.000	1	2	3	6.4	1	3	1	1	3	8	11.6	
at Fordham	01/13/2021	*	38:29	1-7	.143	0-5	.000	3-4	.750	5	9	14	7.7	2	3	1	0	1	5	10.5	
Duquesne	01/15/2021	*	22:29	0-3	.000	0-2	.000	0-1	.000	0	2	2	6.9	2	1	1	0	2	0	9.0	
VCU	01/20/2021	*	38:03	6-10	.600	5-6	.833	2-2	1.000	1	4	5	6.6	4	0	3	1	2	19	10.3	
at Duquesne	01/23/2021	*	40:00	5-8	.625	3-5	.600	1-2	.500	1	8	9	6.9	3	4	5	0	1	14	10.7	
George Mason	01/30/2021	*	40:00	9-11	.818	4-6	.667	0-0	.000	2	2	4	6.6	3	4	1	2	0	22	11.8	
at Saint Louis	02/06/2021	*	38:23	3-8	.375	3-8	.375	0-0	.000	1	4	5	6.5	5	2	2	0	1	9	11.5	
La Salle	02/09/2021	*	31:43	3-9	.333	2-5	.400	2-2	1.000	1	4	5	6.3	2	2	2	0	1	10	11.4	
at VCU	02/12/2021	*	40:00	3-11	.273	2-9	.222	2-3	.667	2	5	7	6.4	4	3	0	0	1	10	11.3	
Davidson	02/21/2021	*	31:49	3-6	.500	3-5	.600	0-0	.000	0	4	4	6.2	2	2	0	0	0	9	11.1	
at Davidson	02/24/2021	*	40:00	5-10	.500	5-9	.556	0-0	.000	1	6	7	6.3	2	1	3	0	1	15	11.4	
George Washington	02/26/2021	*	30:54	5-8	.625	4-6	.667	0-0	.000	1	6	7	6.3	1	4	2	0	2	14	11.6	
Dayton	03/01/2021	*	40:00	3-11	.273	2-7	.286	0-0	.000	2	6	8	6.4	1	1	2	0	2	8	11.4	
vs Duquesne	03/05/2021	*	37:56	7-15	.467	4-10	.400	0-1	.000	3	6	9	6.6	2	2	2	0	2	18	11.7	
vs Saint Louis	03/06/2021	*	26:43	3-7	.429	2-6	.333	1-2	.500	0	0	0	6.2	4	0	0	0	1	9	11.6	
vs VCU	03/14/2021	*	33:42	6-11	.545	1-4	.250	0-1	.000	2	2	4	6.1	4	1	2	1	1	13	11.7	
vs LSU	03/20/2021	*	31:11	2-10	.200	2-10	.200	0-0	.000	0	5	5	6.0	3	1	0	0	1	6	11.4	
Totals			21	718:25	85-196	.434	51-130	.392	18-25	.720	33	94	127	6.0	57	45	37	6	26	239	11.4

Player Averages

Games Played	Minutes/game	Points/game	FG Pct	3FG Pct	FT Pct	Rebounds/game	Assists/game	Turnovers/game	Assist/Turnover ratio	Steals/game	Blocks/game
21	34.2	11.4	43.4	39.2	72.0	6.0	2.1	1.8	1.2	1.2	0.3

2020-21 SEASON / CAREER HIGHS

MINUTES

Season 40, 3x. last at VCU (2/12/21)
 Career 45 vs. Dayton (1/19/19)

POINTS

Season 22 vs. Mason (1/30/21)
 Career 22, 2x. last vs. Mason (1/30/21)

REBOUNDS

Season 14 at Fordham (1/13/21)
 Career 14, 3x. last at Fordham (1/13/21)

FIELD GOALS

Season 9 vs. Mason (1/30/21)
 Career Same

3-POINT FIELD GOALS

Season 5, 2x. last at Davidson (2/24/21)
 Career 6 vs. Mason (3/15/19)

FREE THROWS

Season 5 vs. Akron (12/15/20)
 Career 6, 2x. last vs. Mason (2/1/20)

ASSISTS

Season 4, 4x. last vs. GW (2/26/21)
 Career 7 at Saint Joseph's (2/11/20)

STEALS

Season 3, 2x. last vs. SJU (1/6/21)
 Career 3, 6x. last vs. SJU (1/6/21)

BLOCKS

Season 2 vs. Mason (1/30/21)
 Career 3, 2x.

MISCELLANEOUS

2020-21 in Double Figures 12
 Career in Double Figures 41
 2020-21 Double-Doubles
 Career Double-Doubles 6

High School / Prep

Is the all-time leading scorer in Western New York boys basketball history ... finished his career at Cheektowaga with 2,376 points ... as a senior in 2016-17, he averaged 30.4 points, 12.2 rebounds, 3.4 assists and 3.0 blocks per game ... scored 51 points, a school record, in his final regular season game ... won The Buffalo News' Allen Wilson Award as the top boys basketball player in the Buffalo area in 2017 ... also was named to the first team All-State by USA Today and was a finalist for the New York Mr. Basketball award ... Starred at Spire Institute (Geneva, Ohio) in the 2017-18 school year ... helped lead Spire to a 24-8 record and an at-large berth in the national prep school playoffs, where they beat Hargrave (Va.) Military Academy before falling to eventual runner-up Northfield Mount Hermon (Mass.) ... was listed as a three-star small forward by ESPN.com.

HONORS

Boca Beach Classic All-Tournament Team - 2019

TOP 5 SCORING PERFORMANCES

- 22 points vs. Mason (1/30/21)
22 points at Fordham (1/29/20)
- 21 points at Siena (11/12/19)
- 20 points vs. SJU (3/4/20)
20 points vs. Mason (3/15/19)

SBU CAREER 3-POINTERS LEADERBOARD

Player	3s	GAMES	SEASONS
1. Marques Green	281	112	2000-04

7. Nii Nelson-Richards	181	113	1991-95
8. Patrick Lottin	167	115	2001-06
9. Dominick Welch	166	77	2018-Pres.
10. Marcus Posley	158	62	2014-6
Tyler Relph	158	76	2005-08

CAREER STATS

				Field Goals		3-Point		F-Throws		Rebounds								Scoring		
SEASON	TEAM	GP-GS	MIN/AVG	FG-FGA	FG%	3FG-3FGA	3FG%	FT-FTA	FT%	OFF	DEF	TOT	AVG	PF-FO	A	TO	BLK	STL	PTS	AVG
2018-19	SBU	25-20	728/29.1	66-170	.388	43-119	.361	12-24	.500	29	81	110	4.4	41-0	34	34	13	15	187	7.5
2019-20	SBU	31-31	1097/35.4	126-315	.400	72-195	.369	43-56	.768	56	158	214	6.9	76-1	65	61	10	35	367	11.8
2020-21	SBU	21-21	718/34.2	85-196	.434	51-130	.392	18-25	.720	33	94	127	6.0	57-2	45	37	6	26	239	11.4
TOTAL		77-72	2544/33.0	277-681	.407	166-444	.374	73-105	.695	118	333	451	5.9	174-3	144	132	29	76	793	10.3



QUADRY ADAMS

2

R-Freshman | Guard | 6-3 / 190
Piscataway, N.J. | St. Thomas Aquinas (Wake Forest)

GAME-BY-GAME

2021-22 SEASON / CAREER HIGHS

MINUTES

Season
Career 18 vs. Georgia Tech (3/5/21)

POINTS

Season
Career 11 vs. Delaware St. (11/25/20)

REBOUNDS

Season
Career 2 vs. Georgia Tech (3/5/21)

FIELD GOALS

Season
Career 4 vs. Delaware St. (11/25/20)

3-POINT FIELD GOALS

Season
Career

FREE THROWS

Season
Career 3 vs. Delaware St. (11/25/20)

ASSISTS

Season
Career 2 vs. Louisville (1/13/21)

STEALS

Season
Career 2 vs. Georgia Tech (3/5/21)

BLOCKS

Season
Career

MISCELLANEOUS

2020-21 in Double Figures 1
Career in Double Figures 1

At Wake Forest

Played in nine games as a true freshman ... averaged 2.2 points and 8.2 minutes per game ... shot 50 percent from the floor (8-16) ... saw his playing time increase during his freshman season as 70 percent of his minutes came during Wake's final four games.

High School

Ranked as one of the top 15 players in New Jersey while at St. Thomas Aquinas ... averaged 15.3 points, 4.3 rebounds and 3.0 assists as a junior ... totaled 18.5 ppg, 4.8 rpg, 3.2 apg, 2.7 spg during senior season, leading his team to a 23-5 record, posting 10 20+ point scoring efforts ... scored over 1,200 career points and earned Central Jersey Home News Tribune Player of the Year honors ... selected to attend Stephen Curry's SC30 Select Camp in 2019 ... ranked as the 69th-rated overall point guard in the 2020 recruiting class ... played with Bonnies star Kyle Lofton and the two were teammates in 2017 while at Union Catholic prior to transferring to St. Thomas Aquinas.

TOP 5 SCORING PERFORMANCES

- 11 points vs. Delaware St. (11/25/20)
- 3 points at Virginia Tech (2/27/21)

CAREER STATS

				Field Goals		3-Point		F-Throws		Rebounds									Scoring	
SEASON	TEAM	GP-GS	MIN/AVG	FG-FGA	FG%	3FG-3FGA	3FG%	FT-FTA	FT%	OFF	DEF	TOT	AVG	PF-FO	A	TO	BLK	STL	PTS	AVG
2020-21	Wake	9-0	74/8.2	8-16	.500	0-0	.000	4-8	.500	5	3	8	0.9	11-0	4	3	0	4	20	2.2
TOTAL FOR SBU		0-0	0/0.0	0-0	.000	0-0	.000	0-0	.000	0	0	0	0.0	0-0	0	0	0	0	0	0.0
TOTAL		9-0	74/8.2	8-16	.500	0-0	.000	4-8	.500	5	3	8	0.9	11-0	4	3	0	4	20	2.2



JORYAM SAIZONOU

3

Freshman

Guard

6-3 / 182

Almere, Netherlands

McCallie (Beckley (WV) Prep

GAME-BY-GAME

2021-22 SEASON / CAREER HIGHS

MINUTES

Season
Career

POINTS

Season
Career

REBOUNDS

Season
Career

FIELD GOALS

Season
Career

3-POINT FIELD GOALS

Season
Career

FREE THROWS

Season
Career

ASSISTS

Season
Career

STEALS

Season
Career

BLOCKS

Season
Career

MISCELLANEOUS

2021-22 in Double Figures
Career in Double Figures

0
0

TOP 5 SCORING PERFORMANCES

High School / Prep

A native of the Netherlands, he represented his home nation on the Netherlands U-18 team where he averaged nearly seven points per game while adding over three assists per contest in the 2019 FIBA European Championship ... also invited to play at the NBA Basketball Without Borders Europe camp in 2019 ... played prep year at Beckley Prep in West Virginia, posting several outstanding performances against top-level competition, including a 32-point effort against Massanutten Military Academy and 24 vs. Hargrave ... graduated from McCallie High School in Chattanooga, Tenn. ... played soccer for eight years and began playing basketball at age 12 ... at home, there are not high school sports, rather club sports ... started playing at his country's highest level at age 15.

Personal

Son of Maryam Datoobar and Jose Saizonou ... sports management major ... has two siblings: Senami and Mael ... best friends with fellow Netherlands native Anouar Mellouk.

PRONUNCIATION

JORY-um SIGH-zon-OH



LINTON BROWN

4

R-Sophomore
Delray Beach, Fla.

Guard | 6-5 / 210
Wellington (Indian River (Fla.))

GAME-BY-GAME

2021-22 SEASON / CAREER HIGHS

MINUTES

Season
Career

POINTS

Season
Career

REBOUNDS

Season
Career

FIELD GOALS

Season
Career

3-POINT FIELD GOALS

Season
Career

FREE THROWS

Season
Career

ASSISTS

Season
Career

STEALS

Season
Career

BLOCKS

Season
Career

MISCELLANEOUS

2021-22 in Double Figures
Career in Double Figures

0
0

At Indian River State

Earned junior college First Team All-American honors following the 2020-21 season after averaging over 18 points per game while shooting over 51 percent from the floor and better than 48 percent from beyond the 3-point line (73-for-151) during sophomore season ... one of 10 players nationally named to the NJCAA Division I All-America First Team and also earned a spot on the 10-player National Association of Basketball Coaches (NABC) NJCAA Division I All-America squad ... named Region 8 Player of the Year and helped lead Indian River to a top-20 national ranking, a Southern Conference title and an at-large bid to the NJCAA national tournament ... ranked third among all Florida junior college players in scoring as a sophomore, also posting more than five rebounds and 1.5 assists per game ... scored 30 or more points three times in '20-21 ... also named Florida College System Activities Association (FCSAA) All-State, All-Tournament Team and Southern Conference Player of the Year.

High School

Led Wellington High to the state finals and averaged 21 points per game as a senior ... named Sun-Sentinel Palm Beach County Class 9A-7A Player of the Year. transferring to St. Thomas Aquinas ... played wide receiver in Pop Warner football and middle school, stopping in seventh grade.

TOP 5 SCORING PERFORMANCES



JAREN HOLMES 5

Junior | Guard | 6-4 / 215
Romulus, Mich. | Romulus (Ranger CC)

GAME-BY-GAME

2020-21 SEASON / CAREER HIGHS

MINUTES

Season 40, 3x. last vs. SLU (3/6/21)
Career 40, multiple times

POINTS

Season 38 vs. SJU (1/6/21)
Career Same

REBOUNDS

Season 11 vs. Davidson (2/21/21)
Career Same

FIELD GOALS

Season 14 vs. SJU (1/6/21)
Career Same

3-POINT FIELD GOALS

Season 8 vs. SJU (1/6/21)
Career Same

FREE THROWS

Season 6 vs. SLU (3/6/21)
Career 8 vs. UMass (1/15/20)

ASSISTS

Season 4 vs. Mason (1/30/21)
Career 6 vs. Fordham (1/11/20)

STEALS

Season 3 vs. VCU (1/20/21)
Career 3, 2x. last vs. VCU (1/20/21)

BLOCKS

Season 1, 2x.
Career 2 at Fordham (1/29/20)

MISCELLANEOUS

2020-21 in Double Figures 13
Career in Double Figures 29
Career Double-Doubles 3

Opponent	Date	GS	MIN	Total		3-Pointers		Free throws		Rebounds			PF	A	TO	BLK	STL	PTS	AVG		
				FG-FA	PCT	3FG-3FGA	PCT	FT-FTA	PCT	OFF	DEF	TOT								AVG	
vs Akron	12/15/2020	*	26:34	4-9	.444	0-1	.000	1-4	.250	2	0	2	2.0	3	3	2	0	1	9	9.0	
Hofstra	12/19/2020	*	31:57	3-13	.231	2-6	.333	0-0	.000	1	8	9	5.5	3	2	3	0	8	8.5		
at Rhode Island	12/30/2020	*	01:29	0-1	.000	0-0	.000	0-0	.000	0	0	0	3.7	0	0	0	0	0	5.7		
at Richmond	01/02/2021	*	31:00	7-12	.583	2-4	.500	1-1	1.000	1	2	3	3.5	3	2	4	1	1	17	8.5	
Saint Joseph's	01/06/2021	*	36:45	14-22	.636	8-12	.667	2-5	.400	2	8	10	4.8	2	3	2	0	1	38	14.4	
at Fordham	01/13/2021	*	36:32	10-16	.625	5-7	.714	1-2	.500	1	3	4	4.7	2	3	1	0	2	26	16.3	
Duquesne	01/15/2021	*	40:00	5-15	.333	0-3	.000	1-2	.500	4	5	9	5.3	4	2	2	0	2	11	15.6	
VCU	01/20/2021	*	34:41	6-16	.375	1-6	.167	5-9	.556	4	5	9	5.8	2	3	0	1	3	18	15.9	
at Duquesne	01/23/2021	*	35:29	3-14	.214	0-5	.000	2-3	.667	2	8	10	6.2	2	0	3	0	1	8	15.0	
George Mason	01/30/2021	*	35:43	5-12	.417	1-4	.250	3-4	.750	1	2	3	5.9	2	4	4	0	1	14	14.9	
at Saint Louis	02/06/2021	*	26:24	5-12	.417	1-5	.200	1-2	.500	1	5	6	5.9	3	1	2	0	1	12	14.6	
La Salle	02/09/2021	*	37:49	6-10	.600	3-3	1.000	0-0	.000	0	5	5	5.8	3	2	0	0	0	15	14.7	
at VCU	02/12/2021	*	25:50	1-6	.167	1-3	.333	1-3	.333	1	1	2	5.5	4	0	4	0	0	4	13.8	
Davidson	02/21/2021	*	40:00	7-12	.583	5-7	.714	0-0	.000	1	10	11	5.9	0	2	1	0	0	19	14.2	
at Davidson	02/24/2021	*	40:00	6-12	.500	4-6	.667	0-0	.000	0	5	5	5.9	2	0	0	0	0	16	14.3	
George Washington	02/26/2021	*	36:03	7-13	.538	2-6	.333	2-3	.667	1	4	5	5.8	0	3	2	0	0	18	14.6	
Dayton	03/01/2021	*	31:35	0-7	.000	0-2	.000	0-0	.000	0	0	0	5.5	2	2	1	0	1	0	13.7	
vs Duquesne	03/05/2021	*	30:44	6-11	.545	1-4	.250	1-1	1.000	1	0	1	5.2	4	3	2	0	2	14	13.7	
vs Saint Louis	03/06/2021	*	40:00	4-13	.308	1-4	.250	6-6	1.000	3	4	7	5.3	0	3	2	0	2	15	13.8	
vs VCU	03/14/2021	*	35:39	3-16	.188	0-6	.000	3-4	.750	2	5	7	5.4	2	2	0	0	1	9	13.6	
vs LSU	03/20/2021	*	37:20	6-14	.429	0-3	.000	6-7	.857	1	2	3	5.3	4	1	1	0	0	18	13.8	
Totals			21	691:34	108-256	.422	37-97	.381	36-56	.643	29	82	111	5.3	47	41	36	2	19	289	13.8

Player Averages

Games Played	Minutes/game	Points/game	FG Pct	3FG Pct	FT Pct	Rebounds/game	Assists/game	Turnovers/game	Assist/Turnover ratio	Steals/game	Blocks/game
21	32.9	13.8	42.2	38.1	64.3	5.3	2.0	1.7	1.1	0.9	0.1

HONORS

Atlantic 10 Preseason Second Team - 2021-22
Atlantic 10 All-Conference Second Team - 2020-21
Atlantic 10 Player of the Week - Jan. 11, 2021
Big 4 Player of the Week - Jan. 12, 2021
Atlantic 10 All-Academic Team - 2019-20, 2020-21

At Ranger CC

Helped the Rangers to a berth in the National Junior College Athletic Association Division I championship game ... started all 33 games as a freshman, averaging 12.0 points, 5.0 rebounds, 2.0 assists and 1.2 steals as the Rangers went 31-4 ... made 49 percent of his shot attempts and connected on 43 percent (29-for-67) of 3-point tries ... scored 13 points and added seven rebounds in the national championship game ... scored in double figures 23 times with four 20-point games ... named to All-Northern Texas Junior College Athletic Conference Second Team under Coach Billy Gillispie.

High School


Averaged 17 points, six rebounds and four assists as he led Romulus High to the Michigan Class A state semifinals ... posted two triple-doubles ... named Third Team All-State ... First Team All-West choice by the Detroit News ... played AAU for the Michigan Warriors.

CAREER STATS

				Field Goals		3-Point		F-Throws		Rebounds								Scoring		
SEASON	TEAM	GP-GS	MIN/AVG	FG-FGA	FG%	3FG-3FGA	3FG%	FT-FTA	FT%	OFF	DEF	TOT	AVG	PF-FO	A	TO	BLK	STL	PTS	AVG
2019-20	SBU	24-23	754/31.4	92-203	.453	24-60	.400	78-104	.750	21	93	114	4.8	53-0	52	37	4	14	286	11.9
2020-21	SBU	21-21	692/32.9	108-256	.422	37-97	.381	36-56	.643	29	82	111	5.3	47-0	41	36	2	19	289	13.8
TOTAL		45-44	1445/32.1	200-459	.436	61-157	.389	114-160	.713	50	175	225	5.0	100-0	93	73	6	33	575	12.8

2021-22 ST. BONAVENTURE MEN'S BASKETBALL GAME NOTES • VS. SIENA • NOVEMBER 9, 2021

WWW.GOBONNIES.COM • @GOBONNIES • @BONNIESMBB • #UNFURL



OLUWASEGUN DUROSINI

10

R-Freshman
Lagos, Nigeria

Forward/Center | 6-9 / 235
Virginia Academy (Harcum (Pa.) College)

GAME-BY-GAME

2021-22 SEASON / CAREER HIGHS

MINUTES

Season
Career

POINTS

Season
Career

REBOUNDS

Season
Career

FIELD GOALS

Season
Career

3-POINT FIELD GOALS

Season
Career

FREE THROWS

Season
Career

ASSISTS

Season
Career

STEALS

Season
Career

BLOCKS

Season
Career

MISCELLANEOUS

2021-22 in Double Figures 0
Career in Double Figures 0

TOP 5 SCORING PERFORMANCES

PRONUNCIATION

Oh-LOO-uh-SHUH-goon
DURO-sin-me

At Harcum College


Averaged nearly a double-double as a freshman in one semester of junior college (10.0 ppg, 9.9 rpg) after graduating high school early ... swatted four blocks per contest in 23 minutes per game of action ... ranked second in the nation with 78 blocks in only 18 games after joining the team for the second semester ... recorded a triple-double of 19 points, 18 rebounds and 11 blocks in one game ... had at least one block in every game including three or more swats in 12 of 18 contests, hauling in double-digit rebounds eight times ... had efforts of 22, 18 and 17 rebounds ... helped Harcum to a 17-1 record.

High School / Prep

Moved to the United States from his native Nigeria at age 13 ... played for Boo Williams Select Elite Youth Basketball before moving to Virginia Academy ... described as a "future top 100 player in the nation" by coach Chris Rhone ... National Honor Society member who graduated high school early ... favorite NBA player is LeBron James.

Personal

Chose Bonaventure for its small-town atmosphere and history of player development ... favorite NBA players are Kevin Durant and Kobe Bryant.



JUSTIN NDJOCK-TADJORE

11

Freshman

Guard

6-7 / 190

Gatineau, Quebec

Cegep de l'Outaouais Collège

GAME-BY-GAME

2021-22 SEASON / CAREER HIGHS

MINUTES

Season
Career

POINTS

Season
Career

REBOUNDS

Season
Career

FIELD GOALS

Season
Career

3-POINT FIELD GOALS

Season
Career

FREE THROWS

Season
Career

ASSISTS

Season
Career

STEALS

Season
Career

BLOCKS

Season
Career

MISCELLANEOUS

2021-22 in Double Figures
Career in Double Figures

0
0

TOP 5 SCORING PERFORMANCES

PRONUNCIATION

in-JOCK tah-JORE-ay

High School

Described as "Canada's best-kept secret" by Under Armour Canadian Elite where he played travel ball ... also a RESQ Division All-Star as a prep player at Cegep de l'Outaouais Collège ... hometown is near Ottawa, directly across the Ottawa River, in French-speaking Quebec ... speaks French and English fluently ... played soccer growing up ... favorite pro player is Jayson Tatum and favorite Canadian player is Shai Gilgeous-Alexander ... did not have a senior season of high school or AAU season due to the pandemic and shutdown of sports in Canada.



ABDOUL KARIM COULIBALY

12

R-Sophomore
Bamako, Mali

Forward | 6-9 / 235
Scotland Campus (Pa.) (Pittsburgh)

GAME-BY-GAME

2021-22 SEASON / CAREER HIGHS

MINUTES

Season
Career 37 at Georgia Tech (2/14/21)

POINTS

Season
Career 15 at Wake Forest (1/23/21)

REBOUNDS

Season
Career 9 vs. Gardner-Webb (12/12/20)

FIELD GOALS

Season
Career 5 at Virginia Tech (2/15/20)

3-POINT FIELD GOALS

Season
Career 1, 2x.

FREE THROWS

Season
Career 6 at Wake Forest (1/23/21)

ASSISTS

Season
Career 3 at Wake Forest (3/2/21)

STEALS

Season
Career 3 at Georgia Tech (2/14/21)

BLOCKS

Season
Career 3 vs Drexel (11/28/20)

MISCELLANEOUS

2021-22 in Double Figures 0
Career in Double Figures 0

TOP 5 SCORING PERFORMANCES

- 15 points at Wake Forest (1/23/21)
- 10 points vs. Va. Tech (2/15/20)
10 points at Wake Forest (3/2/21)
- 9 points at Virginia (2/6/21)
9 points vs. Binghamton (12/20/19)

PRONUNCIATION

ab-DOUL kuh-REEM
COOL-ih-BAH-lee

Prior To St. Bonaventure

Started 20 of 22 games at Pitt as a sophomore in 2020-21 where he averaged 5.2 points and 3.9 rebounds while finishing second on the team with 19 blocks ... had the best shooting percentage among the Panthers regulars at 51.1 percent and played in 48 games over two seasons during his time in Pittsburgh ... showed impressive growth from his freshman to sophomore seasons, improving his field goal percentage from 42 percent to 51 percent, lifted his free throw percentage over 20 percentage points and saw his minutes rise from nine to over 22 per game.

Represented his home nation at the 2019 FIBA U-19 World Cup in Greece, helping guide Mali to the championship game after averaging 13.1 points, 6.9 rebounds, 2.4 assists and 2.1 steals per contest during the tournament. In the gold medal game against a United States team stacked with five-star recruits, Coulibaly posted 17 points and three blocks. Prior to that, he averaged over 13 points and 11 rebounds to lead Mali to the FIBA U-18 African Championship in 2018 ... played for Mali again this past summer at the FIBA 2021 AfroBasket tournament in Rwanda.

CAREER STATS

				Field Goals		3-Point		F-Throws		Rebounds										Scoring	
SEASON	TEAM	GP-GS	MIN/AVG	FG-FGA	FG%	3FG-3FGA	3FG%	FT-FTA	FT%	OFF	DEF	TOT	AVG	PF-FO	A	TO	BLK	STL		PTS	AVG
2019-20	Pitt	26-0	241/9.3	29-69	.420	0-1	.000	12-25	.480	24	20	44	1.7	29-0	5	13	4	5		70	2.7
2020-21	Pitt	22-20	499/22.7	46-90	.511	2-6	.333	20-29	.690	33	53	86	3.9	70-3	19	16	19	15		114	5.2
TOTAL FOR SBU		0-0	0/0.0	0-0	.000	0-0	.000	0-0	.000	0	0	0	0.0	0-0	0	0	0	0		0	0.0
TOTAL		48-20	740/15.4	75-159	.472	2-7	.286	32-54	.593	57	73	130	2.7	99-3	24	29	23	20		184	3.8

2021-22 ST. BONAVENTURE MEN'S BASKETBALL GAME NOTES • VS. SIENA • NOVEMBER 9, 2021

WWW.GOBONNIES.COM • @GOBONNIES • @BONNIESMBB • #UNFURL



PEDRO ROSSI

Freshman |
Bahía Blanca, Argentina |

20

Forward | 6-8 / 215
Don Bosco School

GAME-BY-GAME

2021-22 SEASON / CAREER HIGHS

MINUTES

Season
Career

POINTS

Season
Career

REBOUNDS

Season
Career

FIELD GOALS

Season
Career

3-POINT FIELD GOALS

Season
Career

FREE THROWS

Season
Career

ASSISTS

Season
Career

STEALS

Season
Career

BLOCKS

Season
Career

MISCELLANEOUS

2021-22 in Double Figures	0
Career in Double Figures	0

High School / Prep

Played for U-19 Argentina national team and was captain of the U-18 and U-19 FIBA 3x3 World Cup teams ... averaged 3.1 points and 1.4 rebounds in the 2021 FIBA U-19 World Cup in Latvia ... scored 12 points in 14 minutes against Korea ... averaged 10.8 points and 5.2 rebounds for Argentina in the 2019 FIBA South American U-17 Championship ... played for DME Sports Academy in Florida in 2020-21 ... walked on to the program this summer ... favorite NBA player is Kevin Durant.

TOP 5 SCORING PERFORMANCES

PRONUNCIATION

ROSS - ee



OSUN OSUNNIYI 21

Senior | Forward/Center | 6-10 / 220
Pleasantville, N.J. | Mainland / Putnam Science Academy

GAME-BY-GAME

2020-21 SEASON / CAREER HIGHS

MINUTES

Season 39 vs. VCU (1/20/21)
Career 42 vs. Duquesne (2/26/20)

POINTS

Season 25 vs. Akron (12/15/20)
Career Same

REBOUNDS

Season 15, 2x. last vs. Dayton (3/1/21)
Career 22 at Duquesne (2/6/19)

FIELD GOALS

Season 10 vs. Akron (12/15/20)
Career 10, 2x. last vs. Akron (12/15/20)

3-POINT FIELD GOALS

Season
Career

FREE THROWS

Season 7 vs. La Salle (2/9/21)
Career 7, 2x. last vs. La Salle (2/9/21)

ASSISTS

Season 7 at Fordham (1/13/21)
Career Same

STEALS

Season 4 at Rhode Island (12/30/20)
Career 4, 2x. last at URI (12/30/20)

BLOCKS

Season 7, 2x. last vs. SLU (3/6/21)
Career 7, 3x.

MISCELLANEOUS

2020-21 in Double Figures 8
Career in Double Figures 32
2020-21 Double-Doubles 5
Career Double-Doubles 16

TOP 5 SCORING PERFORMANCES

- 25 points vs. Akron (12/15/20)
- 23 points vs. Duquesne (2/26/20)
- 20 points at GW (1/5/20)
- 18 points, 3x. last vs. DUQ (3/5/21)

Opponent	Date	GS	MIN	Total		3-Pointers		Free throws		Rebounds				PF		A		TO		BLK		STL		PTS		AVG
				FG-FGA	PCT	3FG-3FGA	PCT	FT-FTA	PCT	OFF	DEF	TOT	AVG													
vs Akron	12/15/2020	*	35:48	10-15	.667	0-1	.000	5-9	.556	1	7	8	8.0	3	3	0	1	1	25	25.0						
Hofstra	12/19/2020	*	30:57	6-11	.545	0-0	.000	2-2	1.000	3	9	12	10.0	3	2	3	2	0	14	19.5						
at Rhode Island	12/30/2020	*	27:01	4-12	.333	0-0	.000	0-3	.000	2	2	4	8.0	5	1	2	4	4	8	15.7						
at Richmond	01/02/2021	*	37:24	2-5	.400	0-0	.000	3-4	.750	2	11	13	9.3	2	1	0	1	0	7	13.5						
Saint Joseph's	01/06/2021	*	33:24	3-10	.300	0-0	.000	1-2	.500	3	9	12	9.8	1	1	0	3	1	7	12.2						
at Fordham	01/13/2021	*	37:48	0-4	.000	0-0	.000	3-4	.750	2	5	7	9.3	2	7	1	0	1	3	10.7						
Duquesne	01/15/2021	*	38:32	3-7	.429	0-0	.000	2-4	.500	5	7	12	9.7	2	1	0	4	2	8	10.3						
VCU	01/20/2021	*	39:55	4-8	.500	0-0	.000	1-3	.333	2	7	9	9.6	2	4	3	2	2	9	10.1						
at Duquesne	01/23/2021	*	24:01	2-3	.667	0-0	.000	2-2	1.000	2	2	4	9.0	2	3	2	3	1	6	9.7						
George Mason	01/30/2021	*	27:22	8-11	.727	0-0	.000	2-4	.500	1	14	15	9.6	4	1	2	1	0	18	10.5						
at Saint Louis	02/06/2021	*	37:10	1-3	.333	0-0	.000	5-6	.833	2	6	8	9.5	2	2	3	5	0	7	10.2						
La Salle	02/09/2021	*	38:59	5-5	1.000	0-0	.000	7-8	.875	1	7	8	9.3	3	2	4	3	0	17	10.8						
at VCU	02/12/2021	*	36:50	5-9	.556	0-0	.000	1-1	1.000	2	6	8	9.2	5	2	2	5	0	11	10.8						
Davidson	02/21/2021	*	29:11	4-5	.800	0-0	.000	0-0	.000	3	4	7	9.1	2	3	3	0	1	8	10.6						
at Davidson	02/24/2021	*	38:35	1-2	.500	0-0	.000	2-2	1.000	2	6	8	9.0	1	3	1	2	0	4	10.1						
George Washington	02/26/2021	*	25:02	4-6	.667	0-0	.000	0-0	.000	2	6	8	8.9	2	0	1	1	1	8	10.0						
Dayton	03/01/2021	*	39:01	4-9	.444	0-0	.000	2-4	.500	6	9	15	9.3	3	2	1	7	1	10	10.0						
vs Duquesne	03/05/2021	*	38:05	9-13	.692	0-0	.000	0-0	.000	6	8	14	9.6	2	6	3	3	1	18	10.4						
vs Saint Louis	03/06/2021	*	28:60	4-5	.800	0-0	.000	0-0	.000	1	4	5	9.3	3	2	1	7	0	8	10.3						
vs VCU	03/14/2021	*	37:24	5-6	.833	0-0	.000	4-5	.800	3	9	12	9.5	4	1	2	3	0	14	10.5						
vs LSU	03/20/2021	*	38:43	5-7	.714	0-0	.000	5-6	.833	4	5	9	9.4	3	3	1	3	1	15	10.7						
Totals			21	720:11	89-156	.571	0-1	.000	47-69	.681	55	143	198	9.4	56	50	35	60	17	225	10.7					

Player Averages

Games Played	Minutes/game	Points/game	FG Pct	3FG Pct	FT Pct	Rebounds/game	Assists/game	Turnovers/game	Assist/Turnover ratio	Steals/game	Blocks/game
21	34.3	10.7	57.1	0.0	68.1	9.4	2.4	1.7	1.4	0.8	2.9

HONORS

Kareem Abdul-Jabbar Watch List - 2021-22
Atlantic 10 Preseason First Team / All-Defensive - 2021-22
Atlantic 10 Defensive Player of the Year - 2020-21
Atlantic 10 Championship Most Outstanding Player - 2021
Atlantic 10 All-Conference Second Team - 2020-21
Atlantic 10 All-Defensive Team - 2018-19, 2019-2020, 2020-21
Atlantic 10 All-Conference Third Team - 2019-20
Atlantic 10 All-Rookie Team - 2018-2019

SBU CAREER BLOCKS LEADERBOARD

(Recorded since 1975)

PLAYER	YEARS	GM.	BLK	AVG.
1. Caswell Cyrus	1996-00	114	289	2.5
2. A. Nicholson	2008-12	123	244	2.0
3. Osun Osunniyi	2018-Pres.	79	211	2.6

SBU CAREER FIELD GOAL PERCENTAGE LEADERBOARD

PLAYER	YEARS	GM.	FG %
1. Osun Osunniyi	2018-Pres.	79	.586
2. Bob Lanier	1967-70	75	.576

SBU CAREER REBOUNDS LEADERBOARD

PLAYER	YEARS	GM.	REB	AVG.
15. Dion Wright	2012-16	108	683	6.3
16. Caswell Cyrus	1996-2000	114	680	6.0
17. Gerry Schlee	1953-56	67	659	9.8
18. Osun Osunniyi	2018-Pres.	79	657	8.3

CAREER STATS

				Field Goals		3-Point		F-Throws		Rebounds									Scoring	
SEASON	TEAM	GP-GS	MIN/AVG	FG-FGA	FG%	3FG-3FGA	3FG%	FT-FTA	FT%	OFF	DEF	TOT	AVG	PF-FO	A	TO	BLK	STL	PTS	AVG
2018-19	SBU	34-21	927/27.3	105-184	.571	0-0	.000	46-69	.667	100	158	258	7.6	97-2	26	30	92	18	256	7.5
2019-20	SBU	24-19	720/30.0	112-182	.615	0-0	.000	34-59	.576	56	145	201	8.4	63-2	29	29	59	17	258	10.8
2020-21	SBU	21-21	720/34.3	89-156	.571	0-1	.000	47-69	.681	55	143	198	9.4	56-2	50	35	60	17	225	10.7
TOTAL		79-61	2367/30.0	306-522	.586	0-1	.000	127-197	.645	211	446	657	8.3	216-6	105	94	211	52	739	9.4



JALEN ADAWAY **33**
 R-Senior | Guard | 6-5 / 210
 Logansport, Ind. | Logansport (Miami (OH))

GAME-BY-GAME

2020-21 SEASON / CAREER HIGHS

MINUTES

Season 38 at SLU (2/6/21)
 Career 37 vs. Central Mich. (1/5/19)

POINTS

Season 24 vs. SJU (1/6/21)
 Career Same

REBOUNDS

Season 10 at Duquesne (1/23/21)
 Career 14 vs. Fordham (11/10/17)

FIELD GOALS

Season 11 vs. SJU (1/6/21)
 Career Same

3-POINT FIELD GOALS

Season 3 vs. Dayton (3/1/21)
 Career Same

FREE THROWS

Season 6 at Fordham (1/13/21)
 Career 6, 2x. last at Fordham (1/13/21)

ASSISTS

Season 4 vs. SJU (1/6/21)
 Career Same

STEALS

Season , 2x. last vs. GW (2/26/21)
 Career 2, 3x.

BLOCKS

Season 2 at Duquesne (1/23/21)
 Career 3 at EMU (2/2/19)

MISCELLANEOUS

2020-21 in Double Figures 13
 Career in Double Figures 32

TOP 5 SCORING PERFORMANCES

1. 24 points vs. SJU (1/13/21)
2. 23 points at VCU (2/12/21)
3. 22 points vs. Midway (11/29/17)*
4. 20 points vs. La Salle (2/9/21)
5. 18 points, multiple times

* - at Miami (OH)

Opponent	Date	GS	MIN	Total		3-Pointers		Free throws		Rebounds				PF	A	TO	BLK	STL	PTS	AVG	
				FG-FGA	PCT	3FG-3FGA	PCT	FT-FTA	PCT	OFF	DEF	TOT	AVG								
vs Akron	12/15/2020	*	27:15	3-5	.600	0-0	.000	0-0	.000	1	1	2	2.0	2	0	2	1	1	6	6.0	
Hofstra	12/19/2020	*	26:34	4-6	.667	0-0	.000	1-2	.500	2	3	5	3.5	3	2	1	1	2	9	7.5	
at Rhode Island	12/30/2020	*	34:43	5-9	.556	0-0	.000	2-4	.500	3	3	6	4.3	3	3	0	0	0	12	9.0	
at Richmond	01/02/2021	*	24:41	3-4	.750	0-0	.000	1-1	1.000	2	3	5	4.5	1	1	0	0	0	7	8.5	
Saint Joseph's	01/06/2021	*	26:10	11-12	.917	0-0	.000	2-2	1.000	2	5	7	5.0	1	4	0	0	1	24	11.6	
at Fordham	01/13/2021	*	29:54	4-5	.800	0-0	.000	6-8	.750	3	6	9	5.7	3	0	2	0	0	14	12.0	
Duquesne	01/15/2021	*	34:29	2-7	.286	0-2	.000	0-0	.000	2	5	7	5.9	2	2	0	0	1	4	10.9	
VCU	01/20/2021	*	35:18	4-11	.364	0-1	.000	1-1	1.000	2	3	5	5.8	3	3	0	0	0	9	10.6	
at Duquesne	01/23/2021	*	35:59	4-11	.364	0-0	.000	4-5	.800	5	5	10	6.2	1	2	1	2	0	12	10.8	
George Mason	01/30/2021	*	31:57	3-3	1.000	0-0	.000	0-0	.000	2	6	8	6.4	3	1	0	0	0	6	10.3	
at Saint Louis	02/06/2021	*	38:50	3-9	.333	2-3	.667	2-2	1.000	2	3	5	6.3	3	1	2	0	0	10	10.3	
La Salle	02/09/2021	*	38:05	7-9	.778	0-0	.000	6-7	.857	2	6	8	6.4	2	1	1	0	1	20	11.1	
at VCU	02/12/2021	*	36:45	9-13	.692	0-1	.000	5-6	.833	2	6	8	6.5	4	1	4	0	0	23	12.0	
Davidson	02/21/2021	*	39:04	3-10	.300	0-1	.000	2-2	1.000	2	4	6	6.5	3	0	1	0	0	8	11.7	
at Davidson	02/24/2021	*	34:34	6-16	.375	1-3	.333	1-2	.500	4	3	7	6.5	3	1	1	1	0	14	11.9	
George Washington	02/26/2021	*	23:03	5-7	.714	1-1	1.000	0-0	.000	1	1	2	6.3	3	2	0	0	2	11	11.8	
Dayton	03/01/2021	*	31:00	7-15	.467	3-7	.429	0-1	.000	1	3	4	6.1	1	0	1	0	0	17	12.1	
vs Duquesne	03/05/2021	*	40:00	5-14	.357	0-3	.000	2-2	1.000	2	3	5	6.1	3	2	0	1	1	12	12.1	
vs Saint Louis	03/06/2021	*	35:19	7-13	.538	0-4	.000	3-4	.750	2	5	7	6.1	1	2	0	1	1	17	12.4	
vs VCU	03/14/2021	*	36:37	3-12	.250	2-2	1.000	2-3	.667	2	4	6	6.1	1	2	0	0	0	10	12.3	
vs LSU	03/20/2021	*	36:10	5-9	.556	1-1	1.000	0-0	.000	1	4	5	6.0	1	0	0	0	1	11	12.2	
Totals			20	696:27	103-200	.515	10-29	.345	40-52	.769	45	82	127	6.0	47	30	16	7	11	256	12.2

Player Averages

Games Played	Minutes/game	Points/game	FG Pct	3FG Pct	FT Pct	Rebounds/game	Assists/game	Turnovers/game	Assist/Turnover ratio	Steals/game	Blocks/game
21	33.2	12.2	51.5	34.5	76.9	6.0	1.4	0.8	1.9	0.5	0.3

HONORS

Atlantic 10 Player of the Week - Feb. 15, 2021

As A Junior (2019-20)

Sat out season due to NCAA transfer rules.

At Miami (OH)

Appeared in 63 games including 46 starts in two years for the RedHawks ... averaged 8.0 points and 5.0 rebounds in 26.8 minutes per game during his first two collegiate seasons ... appeared in 31 games, making 17 starts during sophomore season ... finished fourth on team averaging 7.5 points per game ... was fourth on RedHawks with 160 rebounds, an average of 5.0 per contest ... led Miami in field goal percentage, hitting 50.5 percent (92-for-182) of his shots.

High School

Four-year letterwinner for Logansport High School in Logansport, Indiana ... as a senior averaged 15.7 points, 8.0 rebounds, 3.4 assists, 1.1 steals and 2.5 blocks per game, while leading the Berries to a 23-2 record and their first conference title in 40 years ... named to the Large School All-State Team by the Indy Star as senior ... scored 1,444 points in career ... competed in the 2017 American Family Insurance High School Slam Dunk Championship at the Final Four earlier in April.

CAREER STATS

SEASON	TEAM	GP-GS	MIN/AVG	Field Goals FG-FGA FG%	3-Point 3FG-3FGA 3FG%	F-Throws FT-FTA FT%	Rebounds OFF DEF TOT AVG	Scoring PF-FO A TO BLK STL PTS AVG
2017-18	Miami	32-29	918/28.7	105-215 .488	18-69 .261	45-64 .703	43 116 159 5.0	48-0 30 42 5 19 273 8.5
2018-19	Miami	31-17	774/25.0	92-182 .505	15-43 .349	34-53 .642	28 127 155 5.0	47-0 22 19 7 10 233 7.5
2020-21	SBU	21-20	696/33.2	103-200 .515	10-29 .345	40-52 .769	45 82 127 6.0	47-0 30 16 7 11 256 12.2
TOTAL FOR SBU		21-20	696/33.2	103-200 .515	10-29 .345	40-52 .769	45 82 127 6.0	47-0 30 16 7 11 256 12.2
TOTAL		84-66	2388/28.4	300-597 .503	43-141 .305	119-169 .704	116 325 441 5.3	142-0 82 77 19 40 762 9.1



ANOUAR MELLOUK

41

Freshman

Forward

6-8 / 200

Amsterdam, Netherlands

Fork Union Military Academy

GAME-BY-GAME

2021-22 SEASON / CAREER HIGHS

MINUTES

Season
Career

POINTS

Season
Career

REBOUNDS

Season
Career

FIELD GOALS

Season
Career

3-POINT FIELD GOALS

Season
Career

FREE THROWS

Season
Career

ASSISTS

Season
Career

STEALS

Season
Career

BLOCKS

Season
Career

MISCELLANEOUS

2021-22 in Double Figures 0
Career in Double Figures 0

TOP 5 SCORING PERFORMANCES

PRONUNCIATION

ANN-wahare (run 'wah'
and 'are' sounds together)
MELL-ook

High School / Prep

Played two seasons at Fork Union (Va.) Military Academy ... averaged 15.4 points, 7.0 rebounds, 2.0 blocks and 1.2 steals per game while shooting better than 59 percent overall from the floor and over 30 percent from long distance in 2020-21 for Fork Union's postgrad team ... began playing basketball just five years before his enrollment at SBU ... reached the national championship for club team Triple Threat before leaving The Netherlands for the United States ... joins countryman and fellow freshman Joryam Saizonou on the Bona roster ... started playing basketball five years ago ... also played soccer as a defenseman ... Bona coaching staff learned about Anouar after watching Saizonou's recruiting tape ... called the opportunity to learn from Bona's starting five as a key reason for joining the program ... favorite NBA team is Milwaukee Bucks and his favorite player is Giannis Antetokounmpo.

Game Records

Record	Overall	Home	Away	Neutral
ALL GAMES	16-5	8-1	4-3	4-1
CONFERENCE	11-4	7-1	4-3	0-0
NON-CONFERENCE	5-1	1-0	0-0	4-1

Score by Periods

Team	1st	2nd	OT	TOT
St. Bonaventure	702	769	0	1471
Opponents	606	677	0	1283

Team Box Score

No.	Player				Total		3-Point		F-Throw		Rebounds											
		GP-GS	MIN	AVG	FG-FGA	FG%	3FG-3FGA	3FG%	FT-FTA	FT%	OFF	DEF	TOT	AVG	PF	DQ	A	TO	BLK	STL	PTS	AVG
0	LOFTON, Kyle	21-21	806:12	38.4	103-249	.414	18-75	.240	78-96	.813	14	60	74	3.5	48	0	115	52	2	29	302	14.4
5	HOLMES, Jaren	21-21	691:34	32.9	108-256	.422	37-97	.381	36-56	.643	29	82	111	5.3	47	0	41	36	2	19	289	13.8
33	ADAWAY, Jalen	21-20	696:27	33.2	103-200	.515	10-29	.345	40-52	.769	45	82	127	6.0	47	0	30	16	7	11	256	12.2
1	WELCH, Dominick	21-21	718:25	34.2	85-196	.434	51-130	.392	18-25	.720	33	94	127	6.0	57	2	45	37	6	26	239	11.4
21	OSUNNIYI, Osun	21-21	720:11	34.3	89-156	.571	0-1	.000	47-69	.681	55	143	198	9.4	56	2	50	35	60	17	225	10.7
4	ROBERTS, Anthony	3-0	64:19	21.4	6-23	.261	1-6	.167	3-4	.750	5	3	8	2.7	8	0	8	6	1	2	16	5.3
10	VASQUEZ, Alejandro	21-1	282:01	13.4	26-92	.283	16-46	.348	24-31	.774	6	16	22	1.0	19	0	14	13	1	10	92	4.4
35	WINSTON, Justin	2-0	17:42	8.9	2-9	.222	0-2	.000	2-2	1.000	0	3	3	1.5	5	0	0	0	0	0	6	3.0
40	SHAW, Jalen	20-0	114:06	5.7	12-20	.600	0-0	.000	4-6	.667	6	19	25	1.3	26	0	1	13	4	5	28	1.4
3	OKOLI, Alpha	4-0	09:36	2.4	2-2	1.000	1-1	1.000	0-0	.000	1	0	1	0.3	2	0	0	1	0	1	5	1.3
2	CREAL, Eddie	15-0	78:11	5.2	6-21	.286	0-3	.000	1-2	.500	13	6	19	1.3	8	0	2	2	0	3	13	0.9
11	BELL, Josh	1-0	01:17	1.3	0-0	.000	0-0	.000	0-0	.000	0	0	0	0.0	0	0	0	0	0	0	0	0.0
Team											31	29	60					14				
Total		21	4200		542-1224	.443	134-390	.344	253-343	.738	238	537	775	36.9	323	4	306	225	83	123	1471	70.0
Opponents		21	4200		454-1166	.389	154-502	.307	221-334	.662	220	488	708	33.7	328	5	258	263	67	103	1283	61.1

Team Statistics

	SBU	OPP
Scoring	1471	1283
Points per game	70.0	61.1
Scoring margin	+9.0	-
Field goals-att	542-1224	454-1166
Field goal pct	.443	.389
3 point fg-att	134-390	154-502
3-point FG pct	.344	.307
3-pt FG made per game	6.4	7.3
Free throws-att	253-343	221-334
Free throw pct	.738	.662
F-Throws made per game	12.0	10.5
Rebounds	775	708
Rebounds per game	36.9	33.7
Rebounding margin	+3.2	-
Assists	306	258
Assists per game	14.6	12.3
Turnovers	225	263
Turnovers per game	10.7	12.5
Turnover margin	+1.8	-
Assist/turnover ratio	1.4	1.0
Steals	123	103
Steals per game	5.9	4.9
Blocks	83	67
Blocks per game	4.0	3.2
Winning streak	0	-
Home win streak	0	-
Attendance	0	250
Home games-Avg/Game	9-0	7-36
Neutral site-Avg/Game	-	5-430

Team Results

Date	Opponent		Score	Att.
12/15/2020	vs Akron	W	81-74	150
12/19/2020	Hofstra	W	77-69	0
12/30/2020	at Rhode Island	L	57-63	0
01/02/2021	at Richmond	W	69-66	0
01/06/2021	Saint Joseph's	W	83-57	0
01/13/2021	at Fordham	W	68-54	0
01/15/2021	Duquesne	W	62-48	0
01/20/2021	VCU	W	70-54	0
01/23/2021	at Duquesne	W	65-61	0
01/30/2021	George Mason	W	84-67	0
02/06/2021	at Saint Louis	L	59-70	0
02/09/2021	La Salle	W	86-73	0
02/12/2021	at VCU	L	64-67	250
02/21/2021	Davidson	W	69-58	0
02/24/2021	at Davidson	W	56-53	0
02/26/2021	George Washington	W	88-41	0
03/01/2021	Dayton	L	52-55	0
03/05/2021	vs Duquesne	W	75-59	250
03/06/2021	vs Saint Louis	W	71-53	250
03/14/2021	vs VCU	W	74-65	1500
03/20/2021	vs LSU	L	61-76	0



TV & RADIO SPEED CHART

0



KYLE LOFTON

SENIOR - G - 6-3
HILLSIDE, N.J.


1



DOMINICK WELCH

SENIOR - G - 6-5
BUFFALO, N.Y.


2



QUADRY ADAMS

R- FRESHMAN - G - 6-3
PISCATAWAY, N.J.

3



JORYAM SAIZONOU

FRESHMAN - G - 6-3
ALMERE, NETHERLANDS

4



LINTON BROWN

R-SOPHOMORE - G - 6-5
DELRAY BEACH, FLA.


5



JAREN HOLMES

SENIOR - G - 6-4
ROMULUS, MICH.


10



OLUWASEGUN DUROSINI

R-FRESHMAN - F/C - 6-9
LAGOS, NIGERIA


11



JUSTIN NDJOCK-TADJORE

FRESHMAN - G - 6-7
GATINEAU, QUEBEC

12



ABDOUL KARIM COULIBALY

R-SOPHOMORE - F - 6-9
BAMAKO, MALI

20



PEDRO ROSSI

FRESHMAN - F - 6-8
BAHIA BLANCA, ARGENTINA

21



OSUN OSUNNIYI

SENIOR - F/C - 6-10
PLEASANTVILLE, N.J.

23



BRETT RUMPEL

FRESHMAN - G - 6-4
BINGHAMTON, N.Y.

COACHING STAFF

Head Coach: Mark Schmidt (15th season)
Associate Head Coach: Steve Curran (12th season)
Assistant Coach: Sean Neal (4th season)
Assistant Coach: Chris Lowe (1st season)
Director of Operations: Matt Pappano (14th season)


33



JALEN ADAWAY

R-SENIOR - G - 6-5
LOGANSPOUT, IND.

41



ANOUAR MELLOUK

FRESHMAN - F - 6-8
AMSTERDAM, NETHERLANDS