



PRESBYTERIAN BLUE HOSE

2025 BASEBALL GAME NOTES

SCHEDULE & RESULTS (8-10, 0-0 BIG SOUTH)
HOME: 7-5 AWAY: 1-5 NEUTRAL: 0-0

FEBRUARY (4-5)

Fri. 14	vs Georgetown		W, 7-6
Sat. 15	vs Georgetown		W, 6-5
Sun. 16	vs Georgetown		L, 1-5
Tues. 18	at Elon		L, 3-16
Fri. 21	vs Le Moyne	ESPN+	W, 3-2
Sat. 22	vs Bowling Green	ESPN+	L, 4-11
Sun. 23	vs Le Moyne		W, 12-1
Tues. 25	at The Citadel		L, 2-4
Fri. 28	vs Eastern Michigan		L, 2-8

MARCH (4-5)

Sat. 1	vs Eastern Michigan		W, 5-2 (7 Inn.)
Sat. 1	vs Eastern Michigan		L, 3-5 (7 Inn.)
Sun. 2	vs Eastern Michigan	ESPN+	W, 10-9
Tues. 4	vs Wofford		W, 4-3
Wed. 5	at Clemson		L, 2-11
Fri. 7	at Alabama		L, 0-10 (7 inn.)
Sat. 8	at Alabama		L, 1-15 (7 Inn.)
Sun. 9	at Alabama		W, 11-8
Tues. 11	vs The Citadel	ESPN+	L, 3-11
Fri. 14	at Winthrop*		6:00 PM
Sat. 15	at Winthrop*		2:00 PM
Sun. 16	at Winthrop*		2:00 PM
Tues. 18	at Western Carolina		5:00 PM
Fri. 21	vs Gardner-Webb*	ESPN+	6:00 PM
Sat. 22	vs Gardner-Webb*		3:00 PM
Sun. 23	vs Gardner-Webb*	ESPN+	1:00 PM
Wed. 26	at Clemson		6:00 PM
Fri. 28	at UNC Asheville*		5:00 PM
Sat. 29	at UNC Asheville*		2:00 PM
Sun. 30	at UNC Asheville*		12:00 PM

APRIL (0-0)

Tues. 1	at South Carolina		7:00 PM
Fri. 4	vs Longwood*	ESPN+	6:00 PM
Sat. 5	vs Longwood*	ESPN+	3:00 PM
Sun. 6	vs Longwood*	ESPN+	1:00 PM
Tues. 8	at Georgia		6:00 PM
Tues. 15	vs Western Carolina		6:00 PM
Thurs. 17	at Radford*		6:00 PM
Fri. 18	at Radford*		4:00 PM
Sat. 19	at Radford*		1:00 PM
Tues. 22	at North Carolina		6:00 PM
Fri. 25	vs Charleston So.*	ESPN+	6:00 PM
Sat. 26	vs Charleston So.*	ESPN+	3:00 PM
Sun. 27	vs Charleston So.*		1:00 PM

MAY (0-0)

Fri. 2	vs High Point*	ESPN+	6:00 PM
Sat. 3	vs High Point*	ESPN+	3:00 PM
Sun. 4	vs High Point*	ESPN+	1:00 PM
Tues. 6	at Wofford		5:30 PM
Wed. 7	at Western Carolina		5:00 PM
Fri. 9	at USC Upstate*		6:00 PM
Sat. 10	at USC Upstate*		2:00 PM
Sun. 11	at USC Upstate*		1:00 PM
Tues. 13	at Central Florida		6:30 PM
Wed. 21-24	Big South Tournament		TBD

GAME INFORMATION

Matchup: Presbyterian (8-10, 0-0) at Winthrop (9-9, 0-0)
 Date: Fri-Sun, March 14-16, 2025
 Time: Fri. 6:00 PM | Sat. 2:00 PM | Sun. 2:00 PM
 Location: Founders Park (Rock Hill, SC)
 Watch: ESPN+ (Friday Only)
 Live Stats: Statbroadcast
 Twitter: @Bluehosebsb

ABOUT THE BLUE HOSE

- The Blue Hose have taken a 8-10 record so far this season with wins over Georgetown (x2), Le Moyne (x2), EMU (x2), Wofford, and No. 23 Alabama.

- Senior infielder Eli Lazio had been a key part of Presbyterian's offense with a team leading .340 batting average and 16 hits. He has also taken five runs, 23 total bases, and a .404 on base percentage. He has also added one homer and four doubles to his efforts.

- Redshirt senior Ryan Ouzts has shown his strength as a power hitter this season with three homers, a pair of doubles, and a .407 slugging percentage.

- On the mound junior RHP Kyle Mueller has been the team's Friday guy with 17.0 innings thrown, a 9.00 ERA, and a team leading 17 punches.

- Saturday's starter has been sophomore right-hander Tristan McGregor who has spent 14.1 innings on the bump with a 11.30 ERA and 11 strikeouts.

- Junior righty Robbie Boykin has been starting on Sunday's for PC and has thrown for 16.1 innings with a 6.06 ERA and eight strikeouts.

- Sophomore RHP Jacob Fields is the team's leading relief pitcher with 10.2 innings on the bump. He has amassed an impressive 13 strikeouts while holding batters to just one hit and two runs. He has also taken a 2-0 record with three saves.

- The Blue Hose are led by 21st year head coach Elton Pollock.

SCOUTING THE EAGLES

- Winthrop opens their conference season this weekend after going 9-9 over their first 18 conference games. They took wins over Merrimack (x3), Villanova, Wagner (x3), No. 16 Oklahoma State, and Cornell.

PROBABLE PITCHING MATCHUP

Date	Team	Pitcher	2025 Stats (W-L, ERA, IP, BB, K)
Friday	PC	RHP Kyle Mueller	(0-2, 9.00 ERA, 17.0 IP, 6 BB, 17 K)
Friday	Winthrop	RHP Connor Harris	(2-0, 5.06 ERA, 21.1 IP, 1 BB, 16 K)
Saturday	PC	RHP Tristan McGregor	(1-2, 11.30 ERA, 14.1 IP, 6 BB, 11 K)
Saturday	Winthrop	RHP Harrison Wilson	(1-0, 3.95 ERA, 13.2 IP, 4 BB, 13 K)
Sunday	PC	RHP Robbie Boykin	(1-1, 6.06 ERA, 16.1 IP, 6 BB, 8 K)
Sunday	Winthrop	RHP Brayden Gilley	(2-1, 6.23 ERA, 13.0 IP, 5 BB, 13 K)



.293	BATTING AVG.	.255
7.6	RUNS/GAME	4.4
176	HITS	145
18	HOME RUNS	8
.471	SLUGGING PCT.	.366
.398	ON-BASE PCT.	.340
16	STOLEN BASES	24
5.65	EARNED RUN AVG	6.43
1.49	WHIP	1.86
2.2	K-TO-BB RATIO	1.2
65	WALKS ALLOWED	104
.962	FIELDING PCT.	.949



* Big South game
 All Home Games Played at the PC Baseball Complex

- Junior infielder Gabe Natividad leads the Eagles offense with a .349 batting average and 19 runs scored. He has also posted 22 hits, 12 RBIs, and a .456 on base percentage.
- Redshirt senior catcher/outfielder Koby Kropf is the team's home run leader with five on the season. He has also taken five doubles and earned a .580 slugging percentage.
- Graduate student RHP Connor Harris is projected to start on the mound in the first game of the series. He leads the team with a 5.06 ERA while picking up a 2-0 record in his four starts this season. Harris has thrown 16 strikeouts to just one walk while holding opposing batters to a .305 batting average.
- Last season, the Blue Hose swept their series against the Eagles and currently lead the all-time series between the two teams 23-22.
- Winthrop is led by first year head coach Mike McGuire.

PRESBYTERIAN – WINTHROP SERIES

Last season, the Blue Hose swept their series against the Eagles and currently lead the all-time series between the two teams 23-22.

ROLL HOSE

The Blue Hose delivered one of their most impressive performances of the season, taking down the previously undefeated No. 23 Alabama (16-1) with an 11-8 victory on the Crimson Tide's home field. Behind clutch pitching from Sean Hollister and key hits from Matthew Rollison, Trey Fenderson, Ryan Ouzts, and Mikah Conner, the Blue Hose handed Alabama its first loss of the year.

FIELDS' DAY

- Jacob Fields played a pivotal role in the Blue Hose's 3-2 victory on Friday, shutting down the opposition over the final two innings. Entering the game in the top of the eighth with the score tied 2-2, he delivered a dominant performance, striking out five batters while allowing no hits or runs. His shutdown effort kept Le Moyne off the board, setting the stage for PC's walk-off win in the bottom of the ninth. His efforts earned him the title of Big South Relief Pitcher of the Week on Feb. 25.

HOLY HOLLISTER

Before the start of the 2025 baseball season, the National Collegiate Baseball Writers Association (NCBWA) released its 20th annual Preseason Stopper of the Year Watchlist, highlighting 76 of the nation's top relief pitchers. PC senior RHP Sean Hollister earned a place on the prestigious list following his standout performance last season. Hollister made 26 appearances during the 2024 season, logging 42.0 innings on the bump. He recorded 43 strikeouts, notching multiple strikeouts in 12 games. A season highlight came on April 21 against High Point, when he set a career high with five strikeouts. Hollister finished the year with a 2.79 ERA and three saves.

The senior went on to prove himself worthy of this achievement early in the 2025 season. Hollister was named Big South Relief Pitcher of the Week on March 11 after his performances in Presbyterian's wins over Wofford and No. 23 Alabama. He picked up two wins in as many appearances last week, posting a flawless ERA across 8.0 innings of work. He opened the week with 3.1 innings of relief in a 4-3 victory over Wofford, allowing four hits but no earned runs. He followed that with a dominant performance against No. 23 Alabama, tossing the final 4.2 innings while limiting the Tide to just one hit and no runs, adding two strikeouts to secure the win.

NEWCOMERS JOIN THE BLUE HOSE FAMILY

- Head Coach Elton Pollock stayed busy in the offseason with the addition of 12 new faces to the Blue Hose family.
- The incoming players include freshmen Andrew Albertus, Cam Mallo, Prince Mairena, Matthew Rollison, Brody Linker, JJ Harrell, Layton Hyneman, Michael Marroquin Jr., sophomore Jacob Fields, and juniors Nick Smith, Will Bolinger, and Connor Bradley.



General Information

School Name Presbyterian College
 Location Clinton, S.C.
 Founded 1880
 Enrollment 1,207
 President Dr. Anita Olson Gustafson
 Director of Athletics Dee Nichols
 Affiliation NCAA Division I
 Conference Big South
 Nickname Blue Hose
 Colors Blue (PMS 286) and Garnet (PMS 201)
 Facility / Capacity PC Baseball Complex at Elton Pollock Field (500)

Athletic Communications

Assistant AD/Communications Brent Stastny
 Director / Game Operations (BASE Contact) Jesse Firman
 Associate Director/ Communications Brandon Burke
 Director of Video Production Drew Hoag
 Firman's Office Phone 864.833.7095
 Firman's Cell Phone 864.938.5164
 Firman's E-Mail jfirman@presby.edu
 Website GoBlueHose.com
 X @bluehosebsb; @bluehosesports
 Mailing Address 105 Ashland Ave.
 Clinton, S.C. 29325

Coaching Staff

Head Coach Elton Pollock/Presbyterian '95
 Career Record / Years 415-651-1 / 21th season
 PC Record / Years Same
 Associate Head Coach John O'Neil/Colby-Sawyer '08
 Assistant Coach Tyler Polewski/USC Aiken '21
 Pitching Coach Bryan Liriano/Newberry '21
 Director of Pitching Development Darrion Smith/Lincoln '21

Program History

Most Wins in a Season 40, 1998
 Last Conference Title 2021 (Big South)
 First Year of Division I 2008
 Record in Division I 361-535-1
 First Year of Big South 2009
 Big South Record 166-228
 Most Wins in a DI Season 32 (2017)
 Best Big South Finish 1st (2024)

2025 PRESEASON POLL

Rank	School	Points	Record
1.	High Point (4)	76	35-27
2.	USC Upstate (2)	64	36-24
3.	Gardner-Webb (1)	50	22-31
4.	Presbyterian	47	29-27
5.	Charleston So.	46	22-32
6.	Winthrop (1)	43	19-29-1
7.	UNC Asheville	37	22-28
8.	Radford (1)	25	16-34
9.	Longwood	17	23-29

*Records from 2024 Season

Preseason Player of the Year
 Koby Kropf, OF, R-Sr., Winthrop

Preseason Pitcher of the Year
 Colby Guy, SP, Sr., UNC Asheville

NUMERICAL

No.	Name	Pos.	B/T	Ht.	Wt.	Yr.	Hometown / Previous School
1	Trey Fenderson	MIF	R-R	6-0	180	R-Sr.	Spanish Fort, AL/Spanish Fort HS
2	Aaron Hobson	INF	R-R	5-10	165	So.	Ellenwood, GA/Greater Atlanta Christian School
4	Yechiel Saint	RHP	S-R	5-11	190	Sr.	Freeport, Bahamas/Bridgton Academy
5	Andrew Albertus	UTL	L-R	5-10	175	Fr.	Carrollton, GA/Carrollton HS
6	Cam Mallo	INF	R-R	5-10	170	Fr.	Tampa, FL/Jefferson HS
7	Evan Cuervo	OF	L-R	6-4	220	Jr.	Tampa, FL/Steinbrenner HS
8	Jackson Hugus	C	R-R	5-10	195	Sr.	Wellington, FL/Hillsborough CC
9	Prince Mairena	UTL	L-L	5-10	160	Fr.	Charlotte, NC/Porter Ridge HS
10	Eli Lazio	INF	R-R	5-10	195	Sr.	Pine Bush, NY/Don Bosco Prep
11	Robbie Boykin	RHP	R-R	6-3	230	Jr.	Richmond, VA/South Carolina
12	Mikah Conner	INF/P	R-R	6-0	165	So.	Columbia, SC/Ben Lippen HS
13	Jake Randolph	C	R-R	6-0	205	Sr.	Vero Beach, FL/Vero Beach HS
15	Matthew Rollison	INF	R-R	5-11	190	Fr.	Irmo, SC/Dutch Fork HS
16	Luke Gibson	LHP	L-L	6-0	185	R-Sr.	Virginia Beach, VA/Patrick Henry CC
17	Nick Smith	INF	R-R	6-1	220	Jr.	Charlotte, NC/Tallahassee CC
18	Rhogue Wallace	C/OF	S-R	6-0	195	Sr.	Beaufort, SC/Spartanburg Methodist College
19	Tyrell Williams	RHP	R-R	6-3	180	So.	Orlando, FL/Ocoee HS
20	Sean Hollister	RHP	R-R	6-4	180	Sr.	Charleston, SC/Bishop England HS
21	Brody Linker	INF/P	R-R	6-3	195	Fr.	Anderson, SC/Crescent HS
22	Ryan Ouzts	UTL	R-R	5-8	210	R-Sr.	Gilbert, SC/P27 Academy
24	Tristan McGregor	RHP	R-R	6-3	190	So.	Sarasota, FL/Inspiration Academy
25	Will Bolinger	LHP	L-L	6-3	215	R-Jr.	Leawood, KS/St. Louis University
26	Ryan Becker	C/3B	R-R	6-0	190	Jr.	Cumming, GA/South Forsyth HS
28	Kyle Mueller	RHP	R-R	6-5	220	Jr.	Winter Haven, FL/Lakeland Christian School
30	Holden Baker	INF	L-R	6-3	225	So.	Brookhaven, GA/The Mount Vernon School
31	Jacob Fields	RHP	R-R	5-9	185	So.	Kennesaw, GA/Birmingham Southern College
32	Caden Barnett	RHP	R-R	6-4	220	Sr.	Cullman, AL/North Alabama
33	JJ Harrell	LHP	L-L	6-0	195	Fr.	Concord, NC/Homeschooled
34	Christian Charalambous	LHP	L-L	5-11	190	So.	Bergenfield, NJ/Bergen Catholic HS
35	Amman Dewberry	OF	L-L	6-3	220	R-Sr.	Conyers, GA/Peachtree Academy
36	Carter Payne	RHP	R-R	6-0	215	So.	Riverview, FL/Lennard HS
37	Brooks Chamberlin	RHP	R-R	6-4	190	So.	Tampa, FL/Tampa Jesuit HS
38	Layton Hyneman	C	R-R	5-10	180	Fr.	Villa Rica, GA/Villa Rica HS
39	Boone Cartee	RHP	R-R	6-2	195	Sr.	Kings Mountain, NC/Cleveland CC
40	Mason McDaniel	LHP	L-L	6-4	180	Jr.	Sanford, FL/Seminole HS
41	Eli Bowery	RHP	R-R	6-3	225	Jr.	Salem, VA/Salem HS
43	Mikey Marroquin Jr	RHP	R-R	6-0	200	Fr.	Tampa, FL/Jefferson HS
44	Connor Bradley	OF	L-R	5-10	205	Jr.	Hayesville, NC/Catawba Valley CC
45	Jeremiah Hampton	RHP	R-R	6-1	180	Jr.	Belton, SC/Belton Honea-Path HS

Head Coach: Elton Pollock (21st season, Presbyterian College '95)
Associate Head Coach: John O'Neil (7th season, Colby-Sawyer '08)
Assistant Coach: Bryan Liriano (1st season, Newberry College '21)
Volunteer Assistant Coach: Trey Polewski (2nd season, USC Aiken '21)
Director of Pitching Development: Darrion Smith (1st season, Lincoln University '21)
Athletic Trainer: Blayne Yarmat (1st season, Lewis University '18)

ALPHABETICAL

#	Player	Pos.	Cl.
5	Andrew Albertus	UTL	Fr.
30	Holden Baker	INF	So.
32	Caden Barnett	RHP	Sr.
26	Ryan Becker	C/3B	Jr.
25	Will Bolinger	LHP	R-Jr.
41	Eli Bowery	RHP	Jr.
11	Robbie Boykin	RHP	Jr.
44	Connor Bradley	OF	Jr.
39	Boone Cartee	RHP	Sr.
37	Brooks Chamberlin	RHP	SO.
34	Christian Charalambous	LHP	So.
12	Mikah Conner	INF	So.
7	Evan Cuervo	OF	Jr.
35	Amman Dewberry	OF	R-So.
1	Trey Fenderson	MIF	R-So.
31	Jacob Fields	RHP	So.
16	Luke Gibson	LHP	R-Sr.
45	Jeremiah Hampton	RHP	Jr.
33	JJ Harrell	LHP	Fr.
2	Aaron Hobson	INF	So.
20	Sean Hollister	RHP	Sr.
8	Jackson Hugus	C	Sr.
38	Layton Hyneman	C	Fr.
10	Eli Lazio	INF	Sr.
21	Brody Linker	INF/P	Fr.
9	Prince Mairena	UTL	Fr.
6	Cam Mallo	INF	Fr.
43	Mikey Marroquin Jr.	RHP	Fr.
40	Mason McDaniel	LHP	Jr.
24	Tristan McGregor	RHP	So.
28	Kyle Mueller	RHP	Jr.
22	Ryan Ouzts	UTL	R-Sr.
36	Carter Payne	RHP	So.
13	Jake Randolph	C	Sr.
15	Matthew Rollison	INF	Fr.
4	Yechiel Saint	RHP	Sr.
17	Nick Smith	INF	Jr.
18	Rhogue Wallace	C/OF	Sr.
19	Tyrell Williams	RHP	So.

ROSTER BREAKDOWN

5th Year.....	1	South Carolina.....	8
Seniors.....	9	Florida.....	11
Juniors.....	10	Georgia.....	7
Sophomores.....	11	North Carolina.....	5
Freshman.....	8	Virginia.....	3
Total.....	40	Alabama.....	2
		NJ/KS/NY/BAHAMAS.....	1

RHP.....	14
LHP.....	5
INF.....	9
OF.....	4
C.....	4
Utility.....	3
Right Handers (Hitters)...	27
Left Handers (Hitters).....	11
Switch Hitters.....	2

PRONUNCIATIONS

4 Yechiel Saint	Keely
8 Jackson Hugus	Hew-Gus
9 Prince Mairena	Marina (Like for boats)
10 Eli Lazio	Lah-Z-O
15 Matthew Rollison	Rahl-ison
18 Rhogue Wallace	Rogue
22 Ryan Ouzts	oots
25 Will Bolinger	Bowl-in-Jer
28 Kyle Mueller	Mew-Ler
34 Christian Charalambous	Chair-a-lom-bus
38 Layton Hyneman	Hine-man
39 Boone Cartee	Cart-E
43 Mikey Marroquin Jr.	Marrow-quin

Coaches
 Elton Pollock
 Trey Polewski
 Po-Lock
 Po-Lew-Ski

2025 TEAM LEADERS


BATTING AVG.

E. Lazio
.340



HITS

T. Fenderson
19



RUNS

2 Players Tied
10




DOUBLES

M. Conner
5



TRIPLES

B. Linker
2



HOME RUNS

R. Ouzts
3



STOLEN BASES

B. Linker
5



OBP

T. Fenderson
.451



SLUGGING

E. Lazio
.489



WALKS

T. Fenderson
10



ERA

J. Fields
1.69



WINS

2 Players Tied
2



INNINGS

S. Hollister
19.0



SAVES

J. Fields
3



STRIKEOUTS

K. Mueller
17



WHIP

J. Fields
1.22



APPEARANCES

JJ Harrell
8



K/BB

K. Mueller
2.83



BATTING AVG.
AGAINST

J. Fields
.031





2025 Presbyterian Baseball Batting Leaders for Presbyterian (as of Mar 13, 2025) (All games)



Hitting minimums - 75% of Games 2.0 AB/Game
Pitching minimums - 1.0 IP/Game

Batting avg

1. 10 Eli Lazio	.340
2. 1 Trey Fenderson	.328
3. 13 Jake Randolph	.313
4. 15 Matthew Rollison	.306
5. 21 Brody Linker	.229
6. 22 Ryan Ouzts	.220
7. 35 Amman Dewberry	.185

Slugging pct

1. 10 Eli Lazio	.489
2. 15 Matthew Rollison	.429
3. 22 Ryan Ouzts	.407
4. 1 Trey Fenderson	.397
5. 21 Brody Linker	.396
6. 35 Amman Dewberry	.352
7. 13 Jake Randolph	.333

On base pct

1. 1 Trey Fenderson	.451
2. 10 Eli Lazio	.404
3. 13 Jake Randolph	.393
4. 15 Matthew Rollison	.345
5. 22 Ryan Ouzts	.281
6. 21 Brody Linker	.260
7. 35 Amman Dewberry	.228

Runs scored

1. 13 Jake Randolph	10
1 Trey Fenderson	10
3. 21 Brody Linker	9
4. 12 Mikah Conner	7
22 Ryan Ouzts	7
6. 5 Andrew Albertus	5
10 Eli Lazio	5
35 Amman Dewberry	5
9. 2 Aaron Hobson	4
8 Jackson Hugus	4

Hits

1. 1 Trey Fenderson	19
2. 10 Eli Lazio	16
3. 15 Matthew Rollison	15
13 Jake Randolph	15
5. 22 Ryan Ouzts	13
6. 21 Brody Linker	11
7. 35 Amman Dewberry	10
8. 12 Mikah Conner	9
9. 8 Jackson Hugus	8
10. 5 Andrew Albertus	7

Runs batted in

1. 22 Ryan Ouzts	10
2. 1 Trey Fenderson	8
13 Jake Randolph	8
4. 35 Amman Dewberry	7
15 Matthew Rollison	7
21 Brody Linker	7
7. 7 Evan Cuervo	5
8. 4 tied at.....	3

Doubles

1. 12 Mikah Conner	5
2. 10 Eli Lazio	4
15 Matthew Rollison	4
1 Trey Fenderson	4
5. 8 Jackson Hugus	3
6. 22 Ryan Ouzts	2
7. 7 tied at.....	1

Triples

1. 21 Brody Linker	2
2. 12 Mikah Conner	1
35 Amman Dewberry	1
15 Matthew Rollison	1

Home runs

1. 22 Ryan Ouzts	3
2. 35 Amman Dewberry	2
3. 7 Evan Cuervo	1
10 Eli Lazio	1
21 Brody Linker	1

Total bases

1. 22 Ryan Ouzts	24
2. 1 Trey Fenderson	23
10 Eli Lazio	23
4. 15 Matthew Rollison	21
5. 35 Amman Dewberry	19
21 Brody Linker	19
7. 12 Mikah Conner	16
13 Jake Randolph	16
9. 8 Jackson Hugus	11
10. 7 Evan Cuervo	9

Walks

1. 1 Trey Fenderson	10
2. 5 Andrew Albertus	7
3. 8 Jackson Hugus	6
4. 13 Jake Randolph	5
10 Eli Lazio	5
6. 18 Rhogue Wallace	4
17 Nick Smith	4
22 Ryan Ouzts	4
9. 5 tied at.....	2

Hit by pitch

1. 15 Matthew Rollison	4
2. 1 Trey Fenderson	3
3. 13 Jake Randolph	2
21 Brody Linker	2
5. 8 tied at.....	1

Sac bunts

1. 1 Trey Fenderson	3
2. 5 Andrew Albertus	1
18 Rhogue Wallace	1
10 Eli Lazio	1

Sac flies

1. 6 Cam Mallo	2
15 Matthew Rollison	2
3. 13 Jake Randolph	1
8 Jackson Hugus	1

Stolen bases

1. 21 Brody Linker	5
2. 13 Jake Randolph	4
1 Trey Fenderson	4
4. 2 Aaron Hobson	3
5 Andrew Albertus	3
6. 12 Mikah Conner	2
7. 18 Rhogue Wallace	1
35 Amman Dewberry	1
22 Ryan Ouzts	1

HEAD COACH ELTON POLLOCK 21TH SEASON AT PC



Elton Pollock, a 1995 graduate of Presbyterian College, completed his 19th season as head coach of the Blue Hose baseball program in the spring of 2023. Pollock follows Tim Corbin and Doug Kovash as the third head coach to lead the program since its reinstatement in 1988.

The 2024 season was one of the most successful years of baseball in the program's history. Pollock led the Blue Hose to their first Big South regular season title with a 29-27 record and an 18-6 mark in the Big South, giving them the number one seed in the Big South Tournament for the first time ever.

After the regular season, Coach Pollock was given the title of Big South Head Coach of the Year, the first Presbyterian coach to receive the prestigious honor. Under Pollock's leadership, Joel Dragoo was named Big South Player of the Year and Daniel Eagen was named Big South Pitcher of the Year.

Dragoo and Eagen were joined by Charlie McDaniel and Brody Fahr on the league's First Team All-Conference while Jackson Hugus and Jake Randolph were named to the Second Team All-Big South.

Additionally, the Blue Hose earned a record breaking 12 Big South Player of the Week awards.

The 2023 season saw junior Brody Fahr tally the best offensive season by a PC player since 2015 as Fahr posted a .361 average with a team-high 73 hits and 12 doubles. He recorded 23 multi-hit games and had at least one hit in 42 games.

PC had four players honored by the league, Fahr (Second Team), Tanner Smith (Honorable Mention), Kyle Mueller (Freshman Team) and Kyle Decker (Academic Team).

PC recorded a pair of wins in non-conference foes out of the Big 10 in Northwestern and Michigan State while also knocking off 14th ranked Campbell at home.

Presbyterian earned seven weekly honors from the Big South throughout the 2022 season. Mueller (Freshman), Smith (2x Relief Pitcher), Mason McDaniel (Freshman), Trey Fenderson (Freshman), Dalton Reeves (Player) and Amman Dewberry (Freshman).

The 2022 season saw the team led by senior Eric Toth who earned the program first first-team all-conference since 2018 when Jonathan White earned the honor. On the field, Toth finished in the top 10 of the single-season DI record book, ranked first in runs (54), fourth on-base percentage (.422), tied for fourth in stolen bases (16) and fifth in batting average (.351).

PC had four players honored by the league, Toth (First Team), Duncan Howard (Second Team), Dalton Reeves (Second Team) and Kyle Decker (Academic Team).

The Blue Hose tallied their first win over South Carolina since 2018 with a 9-6 result in Columbia on March 29.

Presbyterian earned six weekly honors from the Big South throughout the 2022 season. Toth (Player of the Week), Howard (Starting Pitcher of the Week), Clark Dearman & Logan Ymker (Two Relief Pitcher of the Week apiece).

The 2021 season set a pair of program firsts as Pollock led the Blue Hose to their first Big South Championship in program history with two wins over Campbell and a victory over Gardner-Webb. PC earned a spot in the Nashville regional that saw them face host Vanderbilt and Indiana State.

PC as a team connected on 47 homers which is tied for second in the Blue Hose DI record book. Zacchaeus Rasberry led the way with 10 homers and Eric Toth added nine while Sean Klein finished with eight. Rasberry also finished his Blue Hose career with 41 steals, most by a PC DI player.

PC took four of five games in 2021 from Campbell included the tournament as the Blue Hose had won two prior meetings dating back to 2008.

On the mound, PC tied for fourth in saves by a team in DI era with 12 saves led by Eric Toth with eight and Chris Veach with four. Eric Miles also set the DI career record for wins during the 21 season against Eastern Kentucky.

During the 2020 season, PC was tied for third in the Big South with nine home runs led by senior Tanner Byrd with three and Garrett Jones and Kyle Merkle with two apiece. The Blue Hose also swiped 22 bases in 16 games led by Zacchaeus Rasberry who had seven and David Sweat who recorded five steals. Rasberry was tied for second in the Big South with six doubles which also led the team.

On the mound, senior Eric Miles tied the D1 career record for wins with 21 victories over his career when he defeated Brown 6-3 on February 21st. Miles with his 21 strikeouts also moved to fourth in the D1 career record book for strikeouts with 192 over his time with the Blue Hose.

In 2019, PC won 30 games for just the second time in the Division One era as the Blue Hose won 16 home games which is second most in the D1 era. The Blue Hose won seven series including six Big South series wins against Radford, Gardner-Webb, UNC Asheville, USC Upstate, Longwood and Charleston Southern. Presbyterian earned three power five wins after defeating Alabama 4-1 on February 16, Pittsburgh 9-7 (12 innings) on April 27 and Clemson 8-7 on May 7.

Pollock earned his 300th career victory on April 6th with a 6-2 win over UNC Asheville.

The Blue Hose went 19-3 when scoring at least six runs including going 7-1 when scoring at least 10 runs. PC was 21-8 when scoring first during the 2019 season.

Presbyterian had five earn all-conference honors as Jackson Dean, Nick Guimbarada and Zacchaeus Rasberry earned second team honors. Pitcher Eric Miles and infielder Jimmy Marcelli picked up honorable mention. Guimbarada was also named Big South Scholar Athlete of the Year.

PC scored 327 runs, the most in the Division I era, and had 17 different players scoring runs including Rasberry scoring a team-high 45. PC also swiped a D1 record with 90 stolen base led by Rasberry with his single season record 23. Presbyterian drew a D1 record 218 walks and second-most hit by pitches with 60. The Blue Hose hit 103 doubles, the second most in the Division I era, led by Nick Guimbarada with 17 doubles. The Blue Hose pitching staff struck out 395, second most in the Division I era.

In 2018, PC played in 19 one-run or extra inning games, and picked up 15 victories on the season. The Blue Hose earned Big South series wins over Charleston Southern, Liberty, UNC Asheville and Longwood. Pollock's team also had nine of its one-run or extra inning games against Big South opponents, including three with the regular season and Big South Tournament champions, Campbell. On April 17, PC defeated South Carolina, 7-4, at Founders Park in Columbia, S.C., marking their first win over the Gamecocks since 2015.

The Blue Hose earned three selections to All-Big South teams. Infielder Jonathan White earned first team honors with outfielder AJ Priaux and pitcher Ryan Hedrick earning a spot on the second team. Priaux also earned All-Academic Team honors for the third consecutive season. Right-handed pitcher Tanner Chock signed a free agent contract with the Los Angeles Angels after graduating in May 2018.

PC totaled 46 home runs in 2018, the third-most in the Division I era, and had 10 different players contribute to the total. White reached base safely for 28 games between March 2 - April 20. Priaux went 5-for-5 at the plate twice within one week, and White managed the feat a few weeks later. The pitching staff averaged a program-best 7.61

YEAR-BY-YEAR RECORD AT PRESBYTERIAN COLLEGE

Year	Overall Record	Big South Record	Notes/ Postseason
2006	19-39	---	
2007	18-36	---	
2008	13-40	---	
2009	13-38	7-19	
2010	15-39	7-20	
2011	24-32	9-18	
2012	24-31	10-14	
2013	24-32	10-14	South Division Champs
2014	19-34-1	9-18	South Division Champs
2015	27-28	6-18	
2016	27-30	12-12	Big South Tournament
2017	32-29	13-11	Big South Runner Ups
2018	15-39	8-19	
2019	30-29	16-11	
2020	2-14	---	COVID19 Canceled Season
2021	22-23	18-16	Big South Champs/Nashville Regional
2022	22-32	9-15	
2023	21-34	12-15	
2024	29-27	18-6	Regular Season Champs
2025	8-10	0-0	
TOTAL	415-651-1	168-223	

strikeouts per nine innings and 115 strikeouts looking.

In 2017, the Blue Hose turned in their best season since making the move to Division I. PC totaled a Division I era best 32 wins and a program record 15 Big South victories. The Blue Hose finished third in the Big South regular season standings, a program high mark, before making a run to the conference championship game in just its second appearance in the Big South Tournament. PC had four players named to the All-Big South teams, its most since joining the league, before having four players named to the Big South All-Tournament team, a program first.

PC totaled 47 home runs in 2017, its second-most since moving to Division I, while setting Division I era school records for ERA (4.32), opponent batting average (.262), strikeouts (433) and saves (16). Cletis Avery stole 19 bases on the season, Ryan Hedrick amassed 10 saves and Eric Miles recorded seven wins on the year, all Division I era school records.

In 2016, Pollock led the Blue Hose to its second straight 27-win season, tying the program's Division I era single-season record for wins. PC made the biggest gains in conference play in 2016, winning a school record (at the time) 12 Big South games, a six-game improvement from 2015. The team went on to make its first appearance in the Big South Tournament in just its fourth year of being eligible for the event. The team set a number of records in 2016, both at the plate and on the mound, with PC setting single-season records for runs scored (321), RBIs (286), doubles (114) and stolen bases (67), in addition to opponent batting average (.263) and strikeouts per nine innings (7.06).

Under Pollock's guidance, outfielder Weston Jackson racked up a number of different honors in 2016, including a third team All-America honor by Collegiate Baseball. Jackson was also tabbed as a second team All-Region player and second team All-Big South outfielder. He went on to set the program's D1 single-season record for doubles (27) and intentional walks (11), while tying the single-season record for runs (47) and ranking in the top five in a number of other categories.

In 2015, Pollock helped the program to a PC Division I-record 27 wins that included victories over South Carolina, Clemson, UCF (No. 7 at the time) and Indiana (No. 22 at the time). PC ended the season by winning its final seven midweek games and won 21 non-conference games, another program Division I record. Pollock's guidance helped PC earn a First Team All-Big South honoree and an Honorable Mention selection while setting new Division I records in runs scored, strikeouts and strikeouts per game. The Blue Hose posted winning records at the PC Baseball Complex and against other South Carolina programs.

The 2013 campaign saw numerous high points under Coach Pollock, including developing junior pitcher Bud Jeter into a Major League Baseball First-Year Players Draft choice by the Arizona Diamondbacks. Jeter became the first Blue Hose in the Division I era to go in the MLB Draft and incoming freshman Brad Keller went in the ninth round of the draft as well.

Under Coach Pollock, junior first baseman Brad Zebedis picked up Second Team All-Big South honors, the league's Co-Scholar Athlete of the Year award and 2013 CoSIDA Academic All-District first team honors.

PC set new Division I program-best in two key statistics in 2013 as well. The team's .972 fielding percentage shattered the previous best of .966 set in 2012 and the pitching staff's 4.40 ERA improved on 2011's previous record of 5.34 by nearly a full run. The Blue Hose also took series from strong programs like UConn, Charlotte, Wofford and Furman.

In 2012, PC saw its second straight Big South Conference First Team selection in Pollock recruit Kenny Bryant, who went on to play professional baseball after his time as a Blue Hose.

The squad posted 24 wins, including a midseason tear where PC won eight of nine games. The club's pitching staff also allowed 551 hits, a then-Division I record for the school.

Pollock led the team to a record-setting 2011 season, going 24-32 overall and 9-19 in the Big South-both Division I era-records (at the time) en route to a best-ever eighth place finish in the Big South Conference. The Blue Hose also captured their first First Team All-Big South Conference selection and first Division I All-American in Brad Zebedis, who also won the program's first-ever Big South Freshman of the Year award. PC went on a nine-game win streak in 2011 that saw the squad take down No. 16 Clemson for the first time since 1949. The campaign also saw the Blue Hose knock off Tennessee and set the lowest earned run average (5.36) and tie for the best batting average (.294) since moving to Division I.

The campaign came on the heels of a 2010 season that saw the team set new highs in Division I wins and a two-game win streak to end the year. The Blue Hose won a NCBWA National Pitcher of the Week award to close the season, the first ever in Division I.

In 2009, Pollock guided the program to its first-ever victory over a top-20 team, defeating No. 19 Coastal Carolina 7-5 on April 24. February 28 marked the first time in the program's Division I history that the team swept an opposing squad, downing Conference USA foe UAB. On May 12, Pollock's squad defeated The Citadel, snapping an 18-game losing streak that spanned 81 years. On March 22, the Blue Hose picked up their first-ever Big South win, a 5-4 home victory over Radford. Just over a month later, PC completed its first three-game sweep of a conference foe in Division I, coming against Charleston Southern. Against other in-state rivals, PC knocked off USC Upstate and Wofford.

The team showed its poise against multiple top-25 teams, pushing No. 10 Georgia Tech to extra innings before falling 9-8. The squad also held a late lead on top-20 South Carolina.

PC won three of its final four games of the season behind strong pitching and dominant hitting, resulting in its second series victory over a Big South team.

The 2008 season was the initial NCAA Division I campaign for the Blue Hose. Under Pollock, the team completed the year with 13 wins, which included the program's first DI series win over Marist. The program also experienced monumental wins over UAB and UNC Charlotte, who at the time was undefeated and nationally ranked. The program made additional strides versus major SEC and ACC opponents South Carolina, Tennessee, Virginia Tech, and Clemson. The Blue Hose fell in 10 innings of competition to South Carolina (1-2), Tennessee (8-9), and Virginia Tech (4-5). The Clemson game was played at the Greenville Drive Stadium and featured more than 5,000 fans. Off the field, Pollock was named the 2007-08 Presbyterian College Advocate of the Year for demonstrating evidence of successful student advocacy and performance above and beyond the call of duty while serving multiple roles within the campus community.

In 2007 Pollock and the Blue Hose finished their final NCAA Division II season with their highest winning percentage under his guidance. They finished the year with 13 home wins.

In Pollock's 2006 campaign the team finished with 19 wins, including seven league victories. The Blue Hose finished the season on a winning note in the South Atlantic Conference tournament with a win over conference foe Wingate.

In 2005, Pollock's initial season as head coach, the Blue Hose made great strides down the stretch. In the 2005 Food Lion South Atlantic Tournament they lost their initial game to top seed Catawba, but bounced back and eliminated Mars Hill and Newberry to advance to the semifinals.

Prior to his return to PC as head coach, Pollock served as a volunteer assistant coach for the 2004 season, while doubling as owner/operator of The Diamond League, Inc. (professional indoor baseball training facility) in Laurens, SC. During the 2002-2003 academic year Pollock served as the full-time assistant for the Blue Hose baseball program. That season the Blue Hose won its second South Atlantic Conference Tournament championship in school history and earned a regional appearance.

Pollock, a former two-sport standout at Presbyterian College from 1992-1995, returned to his alma mater in 2002 after spending seven years in the business world. While attending PC, Pollock earned a Bachelor of Science degree in Sociology with a minor in Computer Science. He was a three-year letter winner with the football team and a four-year letter winner with the baseball team. Pollock finished an impressive baseball career at PC and is still in the top five in many career offensive categories, including home runs (34), slugging percentage (.616), triples (11), runs scored (169), and total bases (382).

Following his graduation, Pollock was drafted in the 15th round of the 1995 Major League Baseball Draft by the Pittsburgh Pirates. He spent three years in their minor league system before retiring in 1997. During his time with Pittsburgh, Pollock was mentored by the late Major League Hall of Famer Willie Stargell. He finished his professional career with a .250 batting average, 25 doubles, seven home runs, and 49 stolen bases. Pollock was named "Player of the Month" for the entire organization for his play in August of 1995. That same year he helped lead the Augusta Greenjackets to the South Atlantic League Championship.

Pollock is married to the former Karen Prioleau of Greenville, SC, and the couple has four children, Madison, Lauren, Jordan and Trey. The family lives in Irmo, S.C.

2025 Big South Regular Season Standings

Team	Big South			Overall			Streak
	W	L	Pct	W	L	Pct	
Charleston Southern	0	0	-	12	3	.800	W4
High Point	0	0	-	12	5	.706	L1
Gardner-Webb	0	0	-	10	8	.556	W4
Winthrop	0	0	-	9	9	.500	L2
USC Upstate	0	0	-	8	8	.500	L1
Radford	0	0	-	7	8	.467	L1
Presbyterian	0	0	-	8	10	.444	L1
UNC Asheville	0	0	-	7	10	.412	W1
Longwood	0	0	-	5	12	.294	W1

Date RP of the Week (School)

Feb. 18 Mason Manriquez (HWU)

Feb. 25 Jacob Fields (PC)

March 2 Kyle Lewis (CSU)

March 11 Sean Hollister (PC)

Date Player of the Week (School)

Feb. 18 Konni Durschlag (HPU)

Feb. 25 Jackson Melton (HPU)

March 2 Dale Francis Jr. (GWU)

March 11 Landen Johnson (HPU)

Date SP of the Week (School)

Feb. 18 Owen Sarna (WU)/Wade Walton (HPU)

Feb. 25 Max Kaplan (UPST)

March 2 Clay Edmondson (UNCA)

March 11 Joshua Milleville (RAD)

Date Freshman of the Week (School)

Feb. 18 Colin Crowley (WU)

Feb. 25 Anthony Sanguedolce (CSU)

March 2 Mac Tufts (LWU)

March 11 Henry Zenor (UPST)

Top 25 Polls

NCBWA

As of 2/17/25

1. Texas A&M
2. Tennessee
3. LSU
4. Arkansas
5. Florida State
6. Oregon State
- 7. North Carolina**
- 8. Clemson**
9. Virginia
10. Florida
11. Oregon
- 12. Georgia**
13. NC State
14. Vanderbilt
15. Wake Forest
16. Texas
17. Mississippi State
18. DBU
19. Duke
20. UC Santa Barbara
21. TCU
22. Nebraska
23. Southern Miss
24. Troy
25. West Virginia

D1Baseball.com

As of 3/9/25

1. LSU
2. Tennessee
3. Arkansas
- 4. Georgia**
5. Florida State
- 6. North Carolina**
7. Florida
8. Oregon State
9. Oregon
- 10. Clemson**
11. Texas
12. Oklahoma
13. Ole Miss
14. Wake Forest
15. UC Santa Barbara
16. Vanderbilt
- 17. Alabama**
18. Stanford
19. Texas A&M
20. Dallas Baptist
21. Troy
22. Southern Miss
23. Virginia
24. Coastal Carolina
25. Auburn

USA Today Coaches Poll

As of 3/10/25

1. Tennessee
2. LSU
3. Arkansas
4. Florida State
- 5. Georgia**
- 6. Clemson**
7. Florida
- 8. North Carolina**
9. Texas
10. Oregon
11. Oregon State
12. Oklahoma
13. Wake Forest
14. Vanderbilt
15. Ole Miss
- 16. Alabama**
17. UC Santa Barbara
18. Stanford
19. Dallas Baptist
20. Virginia
21. Texas A&M
22. Troy
23. Auburn
24. West Virginia
25. Southern Miss

Bold Indicates 2025 PC Opponents

Presbyterian Team Rankings*			Blue Hose Individual Rankings (Top 10 Big South / Top 50 NCAA)			ERA				
Category	No.	Big South Rank	NCAA Rank	No.	Big South Rank	NCAA Rank	No.	Big South Rank	NCAA Rank	
Batting Avg.....	.273	7	-							
Slugging Pct.392	7	-	Batting Avg						
OBP360	9	-							
Runs Scored.....	58	9	-				Opp. Batting Avg.			
Hits	106	7	-	Slugging %			Sean Hollister	.278	T-7	n/a
RBIs	49	9	-				Innings Pitched			
Doubles.....	20	T-8	-	On Base %			Sean Hollister	19.0	10	n/a
Triples	4	T-3	-				Strikeouts			
Home Runs	7	6	-	Runs Scored			Wins			
Total Bases.....	152	7	-				Saves			
At Bats.....	388	3	-	Hits			Jacob Fields	3	1	T-24
Walks.....	43	T-7	-	RBIs			Hits Allowed			
HBP	12	8	-				Sean Hollister	20	T-4	-
Sacrifice Bunts	5	T-2	-	Doubles			Earned Runs Allowed			
Sacrifice Flies.....	4	7	-	Mikah Conner	5	T-8				
Stolen Bases.....	22	6	-	Triples						
				Brody Linker	2	T-1	-			
ERA521	2	-	Home Runs						
Opp Batting Avg.....	.285	5	-	Ryan Ouzts	3	T-7	-			
Batters Struck Out	90	T-6	-	Sacrifice Bunts						
				Trey Fenderson	3	T-1	T-39			
Fielding Pct.....	.955	T-7	-	Sacrifice Flies						
Double Plays.....	5	T-7	-	Matthew Rollison	3	T-4	T-24			

*As of 3/13/25

THE LAST TIME.... *D1 ERA

Hitting

Had a player with 6+ at bats in a game
6 by Jack Gorman vs UNC Asheville (5/16/24)

Had a player with 7+ at bats in a game
7 by Jay Wetherington at Charleston So. (G1) (5/7/22)

Had a player with 4+ hits in a game
4 by Eli Lazio vs Bowling Green (2/22/25)

Had a player with 5+ hits in a game
5 by Jack Gorman vs Western Michigan (3/7/23)**

Had a player with 4+ runs in a game
4 by Noah Lebron vs St. Peter's (2/17/24)

Had a player with 5+ runs in a game
5 by Brad Zebedis at UNC Asheville (5/21/11)**

Had a player with 3+ doubles in a game
3 by Nick Guimbarda vs Gardner-Webb (3/24/19)**

Had a player with 2+ triples in a game
2 by Brody Fahr at Longwood (G2) (3/22/24)*

Had a player with 2+ home runs in a game
2 by Dalton Reeves at Radford (5/20/23)

Had a player with 3+ home runs in a game
3 by Brad Zebedis at Radford (4/28/12)**

Had a player with 5+ RBIs in a game
5 by Joel Dragoo vs UNC Asheville (5/16/24)

Had a player with 6+ RBIs in a game
6 by Dalton Reeves at Radford (5/18/23)

Had a player with 7+ RBIs in a game
7 by Jimmy Marcelli vs Gardner-Webb (3/24/19)

Had a player with 8+ RBIs in a game
8 by Nick Wise at UNC Asheville (4/7/18)*

Had a player with 2+ stolen bases in a game
2 by Jay Wetherington vs CSU (5/4/24)

Had a player with 3+ stolen bases in a game
3 by Trey Fenderson vs EMU (3/2/25)

Had a player with 3+ walks in a game
3 by Andrew Albertus vs Le Moyne (2/21/25)

Had a player with 4+ walks in a game
4 by Jackson Hugus vs USC Upstate (4/28/24)**

Pitching

Had a player pitch a complete game
7.0 by Fenix DiGiacomo at EKU (G1) (3/11/23)

Had a player pitch a complete game shutout
9.0 by Brian Kehner vs Army (3/17/17)**

Had a player record 10 strikeouts
10 by Daniel Eagen vs Charleston Southern (5/23/24)

Had a player record 11 strikeouts
11 by Daniel Eagen vs Gardner-Webb (3/28/24)

Had a player record 12 strikeouts
12 Fenix DiGiacomo vs Butler (3/10/24)

Had a player record 13+ strikeouts
14 by Daniel Eagen vs Radford (4/5/24)*

Had a player with 4+ consecutive strikeouts
4 by Daniel Eagen vs Radford (4/5/22)

Had a player with 5+ consecutive strikeouts
5 by Logan Ymker vs Davidson (3/21/23)

Hitting (Team)

Scored 15 or more runs
17 vs UNC Asheville (W, 17-0) (5/16/24)

Scored 20 or more runs
20 vs Winthrop (W, 20-3) (4/12/24)

Recorded 20 or more hits
23 at Charleston Southern (G1) (5/7/22)

Recorded a grand slam HR
Brody Fahr vs USC Upstate (L, 9-8) (5/24/24)

Recorded 2+ home runs in an inning
B. Linker & R. Ouzts vs EMU (W, 10-9 (3/2/25)

Recorded back-to-back home runs
B. Linker & R. Ouzts vs EMU (W, 10-9 (3/2/25)

Recorded 3+ home runs in a game
3 (B. Fahr, J. Dragoo, & J. Hugus) vs Winthrop (W, 13-1) (4/13/24)

Recorded 4+ home runs in a game
4 (Reeves x2, Dragoo, Ouzts) at Radford (5/18/23)

Pitching (Team)

Totalled 15+ strikeouts in a game
15 vs CSU (W, 14-4) (5/3/24)

Totalled 16+ strikeouts in a game
16 vs Le Moyne (W, 3-2) (2/21/25)

Totalled 17+ strikeouts in a game
17 vs Radford (W, 1-0) (3/17/19)*

Recorded a Shutout
17-0 vs UNC Asheville, 5/16/24

Miscellaneous (Team)

Won 5+ games in a row
5 (5/14/21-5/21/21)

Won 6+ games in a row
7 (4/5/19-4/13/19)

Won 7+ games in a row
7 (4/5/19-4/13/19)

Won 8+ games in a row
9 (3/4/11-3/19/11)*

Won 9+ games in a row
9 (3/4/11-3/19/11)*

Swept a Big South Home Series
vs UNC Asheville (5/16/24-5/17/24)

Swept a Big South Road Series
at CSU (5/3/24-5/5/24)

Was Swept In a Big South Home Series
vs High Point (5/19/22-5/21/22)

Was Swept In a Big South Road Series
at High Point (4/19/24 - 4/21/24)

PC's Largest Margin of Victory
17 (2x) last vs UNC Asheville (W, 17-0) (5/16/24)

Scoring 5+ Runs In An Inning
6 in sixth inning at No. 23 Alabama (W, 11-8) (3/9/25)

Scoring 10+ Runs In An Inning
12 in 9th Inning at Radford (W, 17-3) (5/18/23)

PC Turned 4 Double Plays in a game
4 vs NC Central (2/19/14)**

PC Turned a Triple Play
at Charleston Southern (5/18/19);
Play included Clark Dearman,
Michael Varga, Ashby Smith,
Jonathan White (W, 15-6)

Beat a Ranked Opponent
W, 11-8 at No. 23 Alabama (3/9/25)

* - D1 RECORD

** - TIED D1 RECORD

PC RECORD WHEN...

	2025	Pollock *	Streak
PC's Record in Games...			
Overall	8-10	415-651-1	L1
Conference	0-0	166-228	W7
Non-Conference	8-10	189-257	L1
Against Ranked Teams	1-3	9-74	W1
Against S.C. Schools	1-3	104-163	L2
PC's Record in...			
February	4-5	63-82-1	L1
March	4-5	122-175	L1
April		107-161	W1
May		73-119	L2
June		0-2	L2
PC's Record in...			
1-Run Games	5-0	114-122	W5
2-Run Games	0-2	49-72	L3
5+ Run Games	1-7	121-243	L4
Extra Innings	0-0	33-29-1	L1
Shutouts	0-1	19-47	L7
PC's Record When...			
Totaling Less Than 10 Hits		135-376	L5
Totaling 10+ Hits		224-155-1	W12
Out-Hit Opponents	6-1	260-90-1	W3
Out-Hit by Opponents	2-8	75-401	L3
Hit Total is Tied	0-1	29-40	L1
PC's Record When...			
Hitting 0 Home Runs	3-8	163-332	L1
1 Home Run	2-1	125-145-1	W1
2+ Home Runs	1-0	81-64	W1
Opponents Hit 0 HRs	4-6	232-225-1	L2
Opponents Hit 1 HR	2-1	88-164	W1
Opponents Hit 2+ HR	2-3	47-152	W1
PC's Record When...			
Scoring in 1st Inning	0-5	166-140	L6
Scoring First	3-5	233-202	
Scoring 0-2 Runs	0-6	15-219	L23
Scoring 3-5 Runs	3-4	101-206	L1
Scoring 6-9 Runs	2-0	143-104-1	W2
Scoring 10+ Runs	3-0	106-12	W10
Allowing 0-2 Runs	3-0	132-18	W6
Allowing 3-5 Runs	2-3	133-122	
Allowing 6-9 Runs	3-1	88-199-1	W1
Allowing 10+ Runs	0-6	12-197	L30
Leading After 6 Innings	5-0	279-60	W8
Trailing After 6 Innings	2-10	46-417	L3
Tied After 6 Innings	1-0	41-61-1	W2
Leading After 7 Innings	6-0	286-46	W6
Trailing After 7 Innings	0-7	28-424	L9
Tied After 7 Innings	1-0	38-44-1	W3
Leading After 8 Innings	4-0	296-23	W4
Trailing After 8 Innings	1-7	19-458	L2
Tied After 8 Innings	2-0	37-28-1	W2
PC's Record in Games With...			
0 Errors	3-2	128-129-1	W1
1 Error	1-3	131-186	L1
2+ Errors	4-5	108-225	W1
Opponent Commits 0 Errors	4-6	67-168	L2
Opponent Commits 1 Error	2-2	112-204	
Opponent Commits 2+ Errors	2-2	184-170-1	W1
PC's Record On.....			
Tuesday	1-3		
Wednesday	0-1		
Thursday			
Friday	3-2		
Saturday	1-4		
Sunday	3-0		

*D1 ERA ONLY



2025 Presbyterian Baseball Overall Statistics for Presbyterian (as of Mar 11, 2025) (All games Sorted by Batting avg)



Record: 8-10 Home: 7-5 Away: 1-5 Big South: 0-0

Player	avg	gp-gs	ab	r	h	2b	3b	hr	rbi	tb	slg%	bb	hp	so	gdp	ob%	sf	sh	sb-att	po	a	e	fld%	
10 Eli Lazio	.340	17-15	47	5	16	4	0	1	2	23	.489	5	0	15	0	.404	0	1	0-1	78	16	3	.969	
1 Trey Fenderson	.328	18-17	58	10	19	4	0	0	8	23	.397	10	3	10	0	.451	0	3	4-5	29	26	6	.902	
13 Jake Randolph	.313	15-15	48	10	15	1	0	0	8	16	.333	5	2	7	0	.393	1	0	4-4	5	0	0	1.000	
15 Matthew Rollison	.306	18-16	49	3	15	4	1	0	7	21	.429	0	4	4	0	.345	2	0	0-0	15	19	1	.971	
21 Brody Linker	.229	14-14	48	9	11	1	2	1	7	19	.396	0	2	14	0	.260	0	0	5-5	23	39	7	.899	
22 Ryan Ouzts	.220	18-17	59	7	13	2	0	3	10	24	.407	4	1	14	0	.281	0	0	1-2	34	1	1	.972	
35 Amman Dewberry	.185	17-13	54	5	10	1	1	2	7	19	.352	2	1	14	1	.228	0	0	1-1	21	1	2	.917	

2 Aaron Hobson	.364	14-2	11	4	4	1	0	0	1	5	.455	2	1	2	0	.500	0	0	3-4	9	3	2	.857	
6 Cam Mallo	.308	10-2	13	1	4	1	0	0	3	5	.385	1	0	0	0	.313	2	0	0-0	4	3	0	1.000	
12 Mikah Conner	.281	13-8	32	7	9	5	1	0	1	16	.500	2	0	8	1	.324	0	0	2-4	25	1	0	1.000	
8 Jackson Hugus	.276	12-10	29	4	8	3	0	0	2	11	.379	6	1	6	0	.405	1	0	0-0	70	9	1	.988	
7 Evan Cuervo	.238	11-5	21	3	5	1	0	1	5	9	.429	2	1	5	1	.333	0	0	0-0	13	0	0	1.000	
26 Ryan Becker	.208	10-7	24	2	5	1	0	0	3	6	.250	2	1	4	0	.296	0	0	0-0	47	4	0	1.000	
5 Andrew Albertus	.200	15-9	35	5	7	0	0	0	3	7	.200	7	0	5	0	.333	0	1	3-4	21	0	0	1.000	
18 Rhogue Wallace	.167	10-4	12	2	2	0	0	0	3	2	.167	4	0	3	0	.375	0	1	1-1	14	1	0	1.000	
17 Nick Smith	.095	12-7	21	1	2	0	0	0	0	2	.095	4	1	12	0	.269	0	0	0-0	34	5	2	.951	
30 Holden Baker	.000	6-0	5	1	0	0	0	0	0	0	.000	1	0	2	0	.167	0	0	0-0	0	0	0	.000	
9 Prince Mairena	.000	1-0	1	0	0	0	0	0	0	0	.000	0	0	1	0	.000	0	0	0-0	0	0	0	.000	
44 Connor Bradley	.000	1-1	1	0	0	0	0	0	0	0	.000	0	1	0	0	.500	0	0	0-0	0	0	0	.000	
Totals	.255	18	568	79	145	29	5	8	70	208	.366	57	19	126	3	.340	6	6	24-31	449	145	31	.950	
Opponents	.295	18	590	132	174	29	2	15	119	252	.427	104	25	122	3	.415	12	9	24-34	445	175	13	.979	

LOB - Team (132), Opp (159). DPs turned - Team (9), Opp (11). IBB - Team (3), ALBERTUS, A. 1, DEWBERRY, A. 1, RANDOLPH, J. 1, Opp (4). Picked off - ROLLISON, M. 1.

(All games Sorted by Earned run avg)

Player	era	w-l	app	gs	cg	sho	sv	ip	h	r	er	bb	so	2b	3b	hr	b/avg	wp	hp	bk	sfa	sha
20 Sean Hollister	6.16	2-1	7	1	0	0/0	0	19.0	20	16	13	10	12	2	0	1	.278	1	2	1	4	2

31 Jacob Fields	1.69	2-0	7	0	0	0/0	3	10.2	1	2	2	12	13	0	0	1	.031	0	1	0	0	0
40 Mason McDaniel	2.45	0-0	6	0	0	0/0	0	3.2	3	2	1	6	4	1	0	0	.231	0	1	0	0	0
19 Tyrell Williams	2.77	0-1	6	1	0	0/0	0	13.0	15	6	4	4	10	4	0	0	.300	0	2	1	1	1
39 Boone Cartee	4.15	1-0	7	0	0	0/0	0	4.1	3	4	2	7	7	1	0	0	.188	2	3	0	0	0
43 Mikey Marroquin Jr.	5.79	0-1	5	2	0	0/0	0	9.1	11	8	6	7	10	2	0	1	.289	2	0	0	1	0
33 JJ Harrell	5.79	0-1	8	0	0	0/0	0	9.1	11	8	6	9	12	1	0	2	.306	0	1	1	0	2
36 Carter Payne	5.91	0-0	7	0	0	0/0	0	10.2	18	9	7	6	6	1	1	0	.375	2	0	0	1	1
11 Robbie Boykin	6.06	1-1	4	4	0	0/0	0	16.1	18	13	11	6	8	3	0	5	.273	1	2	0	1	0
4 Yechiel Saint	6.39	1-1	6	2	0	0/0	0	12.2	11	10	9	12	5	1	0	2	.250	1	1	0	0	0
16 Luke Gibson	7.36	0-0	5	0	0	0/0	0	3.2	3	5	3	9	4	0	0	0	.250	0	4	0	0	1
28 Kyle Mueller	9.00	0-2	4	4	0	0/0	0	17.0	26	19	17	6	17	10	0	2	.361	2	4	0	2	0
41 Eli Bowery	9.00	0-0	5	0	0	0/0	0	4.0	6	5	4	1	3	1	1	0	.300	0	0	0	0	0
37 Brooks Chamberlin	9.00	0-0	2	0	0	0/0	0	1.0	4	1	1	0	0	0	0	0	.667	0	0	0	1	0
24 Tristan McGregor	11.30	1-2	4	4	0	0/0	0	14.1	23	20	18	6	11	2	0	1	.371	0	2	0	1	2
32 Caden Barnett	54.00	0-0	2	0	0	0/0	0	0.2	1	4	4	3	0	0	0	0	.333	0	2	0	0	0
Totals	6.49	8-10	18	18	0	0/0	3	149.2	174	132	108	104	122	29	2	15	.295	11	25	3	12	9
Opponents	3.94	10-8	18	18	1	1/1	2	148.1	145	79	65	57	126	29	5	8	.255	14	19	0	6	6

PB - Team (9), BECKER, R. 5, HUGUS, J. 4, Opp (6). Pickoffs - Team (3), MUELLER, K. 1, MCDANIEL, M. 1, GIBSON, L. 1, Opp (1). SBA/ATT - HUGUS, J. (10-16), BECKER, R. (14-15), MCGREGOR, T. (5-6), MUELLER, K. (4-6), SAINT, Y. (3-4), MCDANIEL, M. (2-3), FIELDS, J. (3-3), HARRELL, J. (3-3), PAYNE, C. (2-2), HOLLISTER, S (1-2), GIBSON, L. (0-2), BOYKIN, R (0-2), WILLIAMS, T. (1-1).



2025 Presbyterian Baseball Overall Statistics for Presbyterian (as of Mar 11, 2025) (Last 5 Games Sorted by Batting avg)



Record: 1-4 Home: 0-1 Away: 1-3 Big South: 0-0

Player	avg	gp-gs	ab	r	h	2b	3b	hr	rbi	tb	slg%	bb	hp	so	gdp	ob%	sf	sh	sb-att	po	a	e	fld%	
15 Matthew Rollison	.462	5-5	13	1	6	2	0	0	2	8	.615	0	2	2	0	.500	1	0	0-0	8	7	0	1.000	
13 Jake Randolph	.333	5-5	15	3	5	0	0	0	3	5	.333	1	0	3	0	.353	1	0	0-0	5	0	0	1.000	
1 Trey Fenderson	.286	5-4	14	4	4	1	0	0	2	5	.357	2	0	4	0	.375	0	0	0-0	6	9	3	.833	
22 Ryan Ouzts	.188	5-5	16	2	3	1	0	1	5	7	.438	1	0	6	0	.235	0	0	0-0	9	0	1	.900	
12 Mikah Conner	.176	5-5	17	3	3	1	0	0	0	4	.235	0	0	4	1	.176	0	0	0-0	10	0	0	1.000	
21 Brody Linker	.154	4-4	13	2	2	1	0	0	1	3	.231	0	0	3	0	.154	0	0	1-1	8	6	1	.933	
35 Amman Dewberry	.154	5-3	13	1	2	0	0	1	3	5	.385	1	0	4	0	.214	0	0	0-0	7	1	0	1.000	

2 Aaron Hobson	.500	4-1	4	0	2	1	0	0	0	3	.750	1	0	2	0	.600	0	0	0-0	4	1	0	1.000	
6 Cam Mallo	.250	4-2	8	0	2	0	0	0	0	2	.250	1	0	0	0	.333	0	0	0-0	2	3	0	1.000	
26 Ryan Becker	.143	3-2	7	1	1	0	0	0	1	1	.143	1	1	0	0	.333	0	0	0-0	10	0	0	1.000	
10 Eli Lazio	.000	4-3	9	0	0	0	0	0	0	0	.000	1	0	5	0	.100	0	0	0-0	14	1	1	.938	
7 Evan Cuervo	.000	4-1	5	0	0	0	0	0	0	0	.000	1	1	1	1	.286	0	0	0-0	8	0	0	1.000	
18 Rhogue Wallace	.000	2-2	4	0	0	0	0	0	0	0	.000	1	0	2	0	.200	0	0	0-0	8	0	0	1.000	
8 Jackson Hugus	.000	3-2	4	0	0	0	0	0	0	0	.000	1	1	0	0	.333	0	0	0-0	9	1	0	1.000	
5 Andrew Albertus	.000	4-0	3	0	0	0	0	0	0	0	.000	0	0	1	0	.000	0	0	0-0	0	0	0	.000	
17 Nick Smith	.000	3-1	3	0	0	0	0	0	0	0	.000	0	0	3	0	.000	0	0	0-0	6	1	1	.875	
30 Holden Baker	.000	2-0	2	0	0	0	0	0	0	0	.000	0	0	0	0	.000	0	0	0-0	0	0	0	.000	
Totals	.200	5	150	17	30	7	0	2	17	43	.287	12	5	40	2	.278	2	0	1-1	116	34	8	.949	
Opponents	.335	5	167	55	56	10	1	8	50	92	.551	33	12	24	2	.465	5	1	3-4	123	48	5	.972	

LOB - Team (29), Opp (47). DPs turned - Team (3), Opp (5). IBB - Team (1), DEWBERRY, A. 1, Opp (1).

(Last 5 Games Sorted by Earned run avg)

Player	era	w-l	app	gs	cg	sho	sv	ip	h	r	er	bb	so	2b	3b	hr	b/avg	wp	hp	bks	sfa	sha
19 Tyrell Williams	4.76	0-1	2	1	0	0/0	0	5.2	6	3	3	1	3	2	0	0	.273	0	1	1	1	0

20 Sean Hollister	0.00	1-0	1	0	0	0/0	0	4.2	1	1	0	2	2	0	0	0	.067	0	1	0	1	0
37 Brooks Chamberlin	0.00	0-0	1	0	0	0/0	0	0.2	0	0	0	0	0	0	0	0	.000	0	0	0	0	0
31 Jacob Fields	4.50	0-0	1	0	0	0/0	0	2.0	0	1	1	6	0	0	0	0	.000	0	0	0	0	0
43 Mikey Marroquin Jr.	6.75	0-0	2	0	0	0/0	0	2.2	5	2	2	0	3	0	0	1	.385	1	0	0	0	0
41 Eli Bowery	6.75	0-0	2	0	0	0/0	0	1.1	2	1	1	0	0	0	1	0	.286	0	0	0	0	0
36 Carter Payne	8.10	0-0	2	0	0	0/0	0	3.1	6	3	3	2	1	1	0	0	.375	1	0	0	0	0
4 Yechiel Saint	8.10	0-1	1	1	0	0/0	0	3.1	5	3	3	4	1	0	0	1	.357	0	0	0	0	0
33 JJ Harrell	11.25	0-0	3	0	0	0/0	0	4.0	7	5	5	1	5	1	0	2	.368	0	1	0	0	0
28 Kyle Mueller	16.20	0-1	1	1	0	0/0	0	3.1	5	7	6	2	3	3	0	0	.333	1	2	0	1	0
39 Boone Cartee	18.00	0-0	2	0	0	0/0	0	1.0	1	4	2	3	1	0	0	0	.250	2	2	0	0	0
16 Luke Gibson	20.25	0-0	2	0	0	0/0	0	1.1	3	5	3	3	2	0	0	0	.500	0	2	0	0	1
11 Robbie Boykin	23.14	0-0	1	1	0	0/0	0	2.1	6	6	6	1	1	2	0	3	.500	0	1	0	1	0
40 Mason McDaniel	27.00	0-0	2	0	0	0/0	0	0.1	1	2	1	3	0	0	0	0	.333	0	0	0	0	0
32 Caden Barnett	27.00	0-0	1	0	0	0/0	0	0.1	1	1	1	2	0	0	0	0	.500	0	0	0	0	0
24 Tristan McGregor	42.43	0-1	1	1	0	0/0	0	2.1	7	11	11	3	2	1	0	1	.583	0	2	0	1	0
Totals	11.17	1-4	5	5	0	0/0	0	38.2	56	55	48	33	24	10	1	8	.335	5	12	1	5	1
Opponents	2.85	4-1	5	5	0	1/1	0	41.0	30	17	13	12	40	7	0	2	.200	4	5	0	2	0

PB - Team (2), BECKER, R. 1, HUGUS, J. 1, Opp (1). Pickoffs - Team (1), GIBSON, L. 1. SBA/ATT - BECKER, R. (3-3), FIELDS, J. (2-2), PAYNE, C. (1-1), GIBSON, L. (0-1).



2025 Presbyterian Baseball Overall Statistics for Presbyterian (as of Mar 11, 2025) (Last 10 Games Sorted by Batting avg)



Record: 4-6 Home: 3-3 Away: 1-3 Big South: 0-0

Player	avg	gp-gs	ab	r	h	2b	3b	hr	rbi	tb	slg%	bb	hp	so	gdp	ob%	sf	sh	sb-att	po	a	e	fld%	
15 Matthew Rollison	.350	10-8	20	1	7	2	0	0	3	9	.450	0	3	2	0	.400	2	0	0-0	10	11	1	.955	
1 Trey Fenderson	.286	10-9	28	7	8	3	0	0	3	11	.393	5	2	7	0	.429	0	1	4-4	12	17	3	.906	
12 Mikah Conner	.280	9-7	25	6	7	3	1	0	1	12	.480	1	0	5	1	.308	0	0	2-3	17	1	0	1.000	
22 Ryan Ouzts	.226	10-9	31	3	7	1	0	2	7	14	.452	3	0	8	0	.294	0	0	1-2	15	0	1	.938	
35 Amman Dewberry	.192	10-7	26	2	5	1	0	1	3	9	.346	1	1	8	0	.250	0	0	1-1	12	1	1	.929	
21 Brody Linker	.143	9-9	28	5	4	1	0	1	4	8	.286	0	2	9	0	.200	0	0	4-4	17	20	2	.949	
10 Eli Lazio	.087	9-8	23	1	2	0	0	0	1	2	.087	2	0	11	0	.160	0	0	0-1	40	5	2	.957	

2 Aaron Hobson	.429	8-2	7	2	3	1	0	0	1	4	.571	2	1	2	0	.600	0	0	1-2	9	2	1	.917	
8 Jackson Hugus	.385	6-5	13	4	5	3	0	0	0	8	.615	3	1	2	0	.529	0	0	0-0	26	2	0	1.000	
6 Cam Mallo	.333	6-2	9	0	3	0	0	0	2	3	.333	1	0	0	0	.364	1	0	0-0	2	3	0	1.000	
13 Jake Randolph	.286	7-7	21	4	6	0	0	0	4	6	.286	3	1	3	0	.385	1	0	2-2	5	0	0	1.000	
26 Ryan Becker	.231	5-4	13	1	3	1	0	0	3	4	.308	2	1	1	0	.375	0	0	0-0	29	3	0	1.000	
18 Rhogue Wallace	.111	6-4	9	2	1	0	0	0	2	1	.111	3	0	3	0	.333	0	1	1-1	12	1	0	1.000	
17 Nick Smith	.111	8-3	9	1	1	0	0	0	0	1	.111	4	0	7	0	.385	0	0	0-0	14	1	2	.882	
5 Andrew Albertus	.091	7-2	11	1	1	0	0	0	0	1	.091	0	0	1	0	.091	0	0	2-2	7	0	0	1.000	
7 Evan Cuervo	.077	8-3	13	1	1	0	0	1	3	4	.308	1	1	4	1	.200	0	0	0-0	9	0	0	1.000	
30 Holden Baker	.000	2-0	2	0	0	0	0	0	0	0	.000	0	0	0	0	.000	0	0	0-0	0	0	0	.000	
44 Connor Bradley	.000	1-1	1	0	0	0	0	0	0	0	.000	0	1	0	0	.500	0	0	0-0	0	0	0	.000	
Totals	.221	10	289	41	64	16	1	5	37	97	.336	31	14	73	2	.322	4	2	18-22	239	76	17	.949	
Opponents	.302	10	324	82	98	20	1	12	74	156	.481	57	17	58	2	.423	9	1	10-13	239	97	7	.980	

LOB - Team (60), Opp (87). DPs turned - Team (5), Opp (8). IBB - Team (2), RANDOLPH, J. 1, DEWBERRY, A. 1, Opp (3). Picked off - ROLLISON, M. 1.

(Last 10 Games Sorted by Earned run avg)

Player	era	w-l	app	gs	cg	sho	sv	ip	h	r	er	bb	so	2b	3b	hr	b/avg	wp	hp	bk	sfa	sha
37 Brooks Chamberlin	0.00	0-0	1	0	0	0/0	0	0.2	0	0	0	0	0	0	0	0	.000	0	0	0	0	0
43 Mikey Marroquin Jr.	2.70	0-0	3	1	0	0/0	0	6.2	8	2	2	2	8	2	0	1	.296	1	0	0	0	0
19 Tyrell Williams	2.79	0-1	3	1	0	0/0	0	9.2	8	3	3	2	7	3	0	0	.229	0	2	1	1	0
31 Jacob Fields	3.38	1-0	4	0	0	0/0	2	5.1	1	2	2	7	3	0	0	1	.063	0	0	0	0	0
40 Mason McDaniel	3.38	0-0	4	0	0	0/0	0	2.2	2	2	1	4	4	1	0	0	.182	0	0	0	0	0
4 Yechiel Saint	3.72	1-1	3	2	0	0/0	0	9.2	6	5	4	10	5	0	0	1	.188	1	1	0	0	0
20 Sean Hollister	4.15	2-1	3	0	0	0/0	0	8.2	7	6	4	6	4	0	0	0	.241	0	1	1	3	0
41 Eli Bowery	6.75	0-0	2	0	0	0/0	0	1.1	2	1	1	0	0	0	1	0	.286	0	0	0	0	0
39 Boone Cartee	7.71	0-0	4	0	0	0/0	0	2.1	2	4	2	3	2	1	0	0	.222	2	3	0	0	0
36 Carter Payne	9.00	0-0	3	0	0	0/0	0	6.0	11	6	6	4	3	1	0	0	.393	2	0	0	1	0
11 Robbie Boykin	12.15	0-0	2	2	0	0/0	0	6.2	12	11	9	3	1	3	0	4	.375	1	2	0	1	0
33 JJ Harrell	12.46	0-0	4	0	0	0/0	0	4.1	9	6	6	3	6	1	0	2	.409	0	1	0	0	0
24 Tristan McGregor	15.63	0-1	2	2	0	0/0	0	6.1	11	13	11	4	7	1	0	1	.367	0	2	0	1	0
16 Luke Gibson	16.20	0-0	3	0	0	0/0	0	1.2	3	5	3	3	2	0	0	0	.429	0	2	0	0	1
28 Kyle Mueller	17.18	0-2	2	2	0	0/0	0	7.1	15	15	14	4	6	7	0	2	.429	1	3	0	2	0
32 Caden Barnett	27.00	0-0	1	0	0	0/0	0	0.1	1	1	1	2	0	0	0	0	.500	0	0	0	0	0
Totals	7.79	4-6	10	10	0	0/0	2	79.2	98	82	69	57	58	20	1	12	.302	8	17	2	9	1
Opponents	3.73	6-4	10	10	1	1/1	1	79.2	64	41	33	31	73	16	1	5	.221	6	14	0	4	2

PB - Team (3), HUGUS, J. 2, BECKER, R. 1, Opp (5). Pickoffs - Team (1), GIBSON, L. 1, Opp (1). SBA/ATT - BECKER, R. (7-8), HUGUS, J. (3-4), MCDANIEL, M. (2-2), PAYNE, C. (2-2), HOLLISTER, S (1-2), FIELDS, J. (2-2), MCGREGOR, T. (1-1), BOYKIN, R (0-1), MUELLER, K. (1-1), SAINT, Y. (1-1), GIBSON, L. (0-1).

Date	Opponent	Score	Inns	Overall	Big South	Pitcher of record	Attend	Time
Feb 14, 2025	GEORGETOWN-1	w 7-6	9	1-0-0	0-0-0	CARTEE, B. (W 1-0)	317	2:52
Feb 14, 2025	GEORGETOWN-2	w 6-5	9	2-0-0	0-0-0	MCGREGOR, T. (W 1-0)	284	2:45
Feb 15, 2025	GEORGETOWN	L 1-5	9	2-1-0	0-0-0	BOYKIN, R (L 0-1)	234	3:08
Feb 18, 2025	at Elon	L 3-16	9	2-2-0	0-0-0	MARROQUIN, M (L 0-1)	234	2:55
Feb 21, 2025	LE MOYNE	w 3-2	9	3-2-0	0-0-0	FIELDS, J. (W 1-0)	162	2:40
Feb 22, 2025	BOWLING GREEN	L 4-11	9	3-3-0	0-0-0	MCGREGOR, T. (L 1-1)	205	3:00
Feb 23, 2025	LE MOYNE	w 12-1	9	4-3-0	0-0-0	BOYKIN, R (W 1-1)	156	2:40
Feb 25, 2025	at The Citadel	L 2-4	9	4-4-0	0-0-0	HARRELL, J. (L 0-1)	269	2:34
Feb 28, 2025	EASTERN MICHIGAN	L 2-8	9	4-5-0	0-0-0	MUELLER, K. (L 0-1)	163	2:34
Mar 01, 2025	EASTERN MICHIGAN-1	w 5-2	7	5-5-0	0-0-0	SAINT, Y. (W 1-0)	135	1:47
Mar 01, 2025	EASTERN MICHIGAN-2	L 3-5	7	5-6-0	0-0-0	HOLLISTER, S (L 0-1)	143	2:26
Mar 02, 2025	EASTERN MICHIGAN	w 10-9	9	6-6-0	0-0-0	FIELDS, J. (W 2-0)	162	3:35
Mar 04, 2025	WOFFORD	w 4-3	9	7-6-0	0-0-0	HOLLISTER, S (W 1-1)	121	2:36
Mar 05, 2025	at #4 Clemson	L 2-11	9	7-7-0	0-0-0	WILLIAMS, T. (L 0-1)	4129	2:56
Mar 07, 2025	at #23 Alabama	L 0-10	7	7-8-0	0-0-0	MUELLER, K. (L 0-2)	3367	2:22
Mar 08, 2025	at #23 Alabama	L 1-15	7	7-9-0	0-0-0	MCGREGOR, T. (L 1-2)	3368	2:18
Mar 09, 2025	at #23 Alabama	w 11-8	9	8-9-0	0-0-0	HOLLISTER, S (W 2-1)	3021	3:23
Mar 11, 2025	THE CITADEL	L 3-11	9	8-10-0	0-0-0	SAINT, Y. (L 1-1)	235	3:14

() extra inning game



2025 Presbyterian Baseball
Miscellaneous Stats for Presbyterian (as of Mar 13, 2025)
(All games)



Multiple Hit Games	2	3	4	5+	Total
1 Trey Fenderson	4	2	-	-	6
15 Matthew Rollison	5	-	-	-	5
10 Eli Lazio	4	-	1	-	5
13 Jake Randolph	3	-	-	-	3
21 Brody Linker	2	-	-	-	2
22 Ryan Ouzts	1	1	-	-	2
8 Jackson Hugus	1	1	-	-	2
26 Ryan Becker	2	-	-	-	2
12 Mikah Conner	2	-	-	-	2
5 Andrew Albertus	2	-	-	-	2
35 Amman Dewberry	1	-	-	-	1
7 Evan Cuervo	-	1	-	-	1
TEAM	27	5	1	0	33

Multiple RBI Games	2	3	4	5+	Total
22 Ryan Ouzts	3	1	-	-	4
35 Amman Dewberry	1	1	-	-	2
7 Evan Cuervo	2	-	-	-	2
21 Brody Linker	1	1	-	-	2
13 Jake Randolph	2	-	-	-	2
15 Matthew Rollison	2	-	-	-	2
1 Trey Fenderson	2	-	-	-	2
5 Andrew Albertus	1	-	-	-	1
TEAM	14	3	0	0	17

Hitting Streaks	Longest	Current
10 Eli Lazio	7	-
13 Jake Randolph	5	-
12 Mikah Conner	5	-
21 Brody Linker	5	2
1 Trey Fenderson	5	2
15 Matthew Rollison	4	4
2 Aaron Hobson	3	-
22 Ryan Ouzts	3	2
35 Amman Dewberry	2	-
7 Evan Cuervo	2	-
6 Cam Mallo	2	-
26 Ryan Becker	2	-
8 Jackson Hugus	2	-
5 Andrew Albertus	2	-
17 Nick Smith	1	-
18 Rhogue Wallace	1	-

Reached Base Streaks	Longest	Current
13 Jake Randolph	14	-
10 Eli Lazio	10	-
1 Trey Fenderson	7	2
12 Mikah Conner	6	-
22 Ryan Ouzts	5	2
26 Ryan Becker	5	5
2 Aaron Hobson	5	-
15 Matthew Rollison	5	5
21 Brody Linker	5	2
6 Cam Mallo	3	-
18 Rhogue Wallace	3	-
8 Jackson Hugus	3	1
5 Andrew Albertus	3	-
17 Nick Smith	3	-
7 Evan Cuervo	2	1
35 Amman Dewberry	2	-
44 Connor Bradley	1	1
30 Holden Baker	1	-

2025 Innings With 5+ Runs

Date	Opponent	Inning	Runs	Date	Opponent	Inning	Runs
March 2	EMU	7	5				
March 9	#23 Alabama	6	5				

BLUE HOSE HOME RUNS

No.	Name	Date	Opponent	Type
1.	Ryan Ouzts	Feb. 14 (G1)	Georgetown	2-Run
2.	Amman Dewberry	Feb. 14 (G2)	Georgetown	3-Run
3.	Eli Lazio	Feb. 21	Le Moyne	Solo
4.	Evan Cuervo	March 1	EMU	2-Run
5.	Brody Linker	March 2	EMU	2-Run
6.	Ryan Ouzts	March 2	EMU	Solo
7.	Ryan Ouzts	March 5	Clemson	2-Run
8.	Amman Dewberry	March 8	No. 23 Alabama	Solo

No.	Name	Date	Opponent	Type
-----	------	------	----------	------

Back-to-Back (1)

Date	Names	Opponent
March 2	B. Linker & R. Ouzts	EMU

7th Inning or Later (2)

Date	Name	Inn.	Opponent
March 2	Brody Linker	7	EMU
March 2	Ryan Ouzts	7	EMU

Walk-Off Home Runs (0)

Date	Name	Opponent
------	------	----------

Pinch-Hit Home Runs (0)

Date	Name	Inn.	Opponent
------	------	------	----------

Two-Run Home Runs (4)

Date	Name	Opponent
Feb. 14	Ryan Ouzts	Georgetown
March 1	Evan Cuervo	EMU
March 2	Brody Linker	EMU
March 5	Ryan Ouzts	Clemson

Three-Run Home Runs (1)

Date	Name	Opponent
Feb. 14	Amman Dewberry	Georgetown

Lead-Off Home Runs (1)

Date	Name	Opponent
March 8	Amman Dewberry	No. 23 Alabama

Team - 2+ Home Runs (1)

Date	Opponent	Result	Home Runs
March 2	EMU	W, (10-9)	Linker Ouzts

GAMES SUMMARY

Score by innings	1	2	3	4	5	6	7	8	9	Total
Presbyterian	7	13	9	12	9	14	7	3	5	79
Opponents	14	17	15	20	25	7	23	9	2	132

Record when ...

Overall	8-10	After 6 leading	5-0
Conference	0-0 trailing	2-10
Non-Conference	8-10 tied	1-0
Home games	7-5	After 7 leading	6-0
Away games	1-5 trailing	0-7
Neutral site	0-0 tied	1-0
Day games	7-8	After 8 leading	4-0
Night games	1-2 trailing	1-7
vs Left starter	1-6 tied	2-0
vs Right starter	7-4		
1-Run games	5-0	Hit 0 home runs	3-8
2-Run games	0-2	... 1 home run	4-2
5+Run games	1-7	... 2+ home runs	1-0
Extra innings	0-0		
Shutouts	0-1	Opponent 0 home runs	4-6
	 1 home run	2-1
	 2+ HRs	2-3
Scoring 0-2 runs	0-6		
..... 3-5 runs	3-4	Made 0 errors	3-2
..... 6-9 runs	2-0	... 1 error	1-3
..... 10+ runs	3-0	... 2+ errors	4-5
Opponent 0-2 runs	3-0		
..... 3-5 runs	2-3	Opp. made 0 errors	4-6
..... 6-9 runs	3-1 1 error	2-2
..... 10+ runs	0-6 2+ errors	2-2
Scored in 1st inning	0-5	Out-hit opponent	6-1
Opp. scored in 1st	3-3	Out-hit by opponent	2-8
Scores first	3-5	Hits are tied	0-1
Opp. scores first	5-5		

Record when team scores:

Runs	0	1	2	3	4	5	6	7	8	9	10+
W-L	0-1	0-2	0-3	1-3	1-1	1-0	1-0	1-0	0-0	0-0	3-0

Record when opponent scores:

Runs	0	1	2	3	4	5	6	7	8	9	10+
W-L	0-0	1-0	2-0	1-0	0-1	1-2	1-0	0-0	1-1	1-0	0-6

Record when leading after:

Inn.	1	2	3	4	5	6	7	8
W-L	0-4	3-4	4-3	4-2	4-0	5-0	6-0	4-0

Record when trailing after:

Inn.	1	2	3	4	5	6	7	8
W-L	3-2	2-3	2-4	3-7	2-10	2-10	0-7	1-7

Record when tied after:

Inn.	1	2	3	4	5	6	7	8
W-L	5-4	3-3	2-3	1-1	2-0	1-0	1-0	2-0

Current losing streak: 1
 Longest winning streak: 2
 Longest losing streak: 3

Home attendance : 2317 (12 dates avg = 193)
 Away attendance : 14388 (6 dates avg = 2398)
 Total attendance: 16705 (18 dates avg = 928)

Game-by-Game Starting Lineups By Positions

Date	Opponent	SP	C	1B	2B	3B	SS	LF	CF	RF	DH
2/14	vs Georgetown	Mueller	Hugus	Smith	Rollison	Fenderson	Linker	Albertus	Ouzts	Dewberry	Randolph
2/14	vs Georgetown	McGregor	Becker	Smith	Rollison	Fenderson	Lazio	Albertus	Ouzts	Dewberry	Randolph
2/15	vs Georgetown	Boykin	Hugus	Smith	Rollison	Fenderson	Lazio	Albertus	Ouzts	Dewberry	Randolph
2/18	at Elon	Marroquin	Becker	Smith	Rollison	Fenderson	Lazio	Conner	Ouzts	Dewberry	Randolph
2/21	vs Le Moyne	Mueller	Hugus	Lazio	Fenderson	Rollison	Linker	Albertus	Ouzts	Dewberry	Randolph
2/22	vs Bowling Green	McGregor	Becker	Lazio	Fenderson	Rollison	Linker	Albertus	Conner	Ouzts	Randolph
2/23	vs Le Moyne	Boykin	Hugus	Lazio	Fenderson	Rollison	Linker	Albertus	Ouzts	Cuervo	Randolph
2/25	at The Citadel	Hollister	Hugus	Lazio	Fenderson	Rollison	Linker	Cuervo	Ouzts	Dewberry	Randolph
2/28	vs EMU	Mueller	Hugus	Lazio	Fenderson	Rollison	Linker	Ouzts	Conner	Wallace	Dewberry
3/1	vs EMU	McGregor	Hugus	Smith	Fenderson	Lazio	Linker	Cuervo	Ouzts	Dewberry	Bradley
3/1	vs EMU	Marroquin	Becker	Lazio	Fenderson	Rollison	Linker	Cuervo	Albertus	Dewberry	Smith
3/2	vs EMU	Boykin	Hugus	Lazio	Fenderson	Rollison	Linker	Albertus	Conner	Dewberry	Randolph
3/4	vs Wofford	Saint	Becker	Lazio	Hobson	Fenderson	Linker	Ouzts	Conner	Wallace	Randolph
3/5	at Clemson	Williams	Hugus	Lazio	Fenderson	Rollison	Linker	Ouzts	Conner	Wallace	Randolph
3/7	at No. 23 Alabama	Mueller	Randolph	Lazio	Fenderson	Rollison	Linker	Ouzts	Conner	Wallace	Mallo
3/8	at No. 23 Alabama	McGregor	Hugus	Smith	Hobson	Rollison	Mallo	Ouzts	Conner	Dewberry	Randolph
3/9	at No. 23 Alabama	Boykin	Becker	Lazio	Fenderson	Rollison	Linker	Ouzts	Conner	Dewberry	Randolph
3/11	vs The Citadel	Saint	Becker	Cuervo	Fenderson	Rollison	Linker	Ouzts	Conner	Dewberry	Randolph
		Mueller - 4	Hugus - 10	Lazio - 11	Fenderson - 12	Rollison - 12	Linker - 14	Ouzts - 7	Conner - 9	Dewberry - 12	Randolph - 14
		McGregor - 4	Becker - 7	Smith - 6	Rollison - 4	Fenderson - 5	Lazio - 3	Albertus - 7	Ouzts - 8	Wallace - 4	Dewberry - 1
		Boykin - 4	Randolph - 1	Cuervo - 1	Hobson - 2	Lazio - 1	Mallo - 1	Cuervo - 3	Albertus - 1	Ouzts - 1	Smith - 1
		Saint - 2						Conner - 1		Cuervo - 1	Mallo - 1
		Marroquin - 2									Bradley - 1
		Hollister - 1									
		Williams - 1									

* - Big South Games

HOME GAMES BOLD

INDIVIDUAL GAME HIGHS

Batting

At bats:	5	- (11 times)
Runs scored:	3	- Trey Fenderson at Alabama (Mar 09, 2025)
Hits:	4	- Eli Lazio vs Bowling Green (Feb 22, 2025)
RBIs:	3	- Amman Dewberry vs Georgetown (Feb 14, 2025)
	3	- Brody Linker vs Eastern Michigan (Mar 02, 2025)
	3	- Ryan Ouzts at Alabama (Mar 09, 2025)
Doubles:	2	- Eli Lazio at The Citadel (Feb 25, 2025)
	2	- Jackson Hugus vs Eastern Michigan (Feb 28, 2025)
	2	- Matthew Rollison at Alabama (Mar 09, 2025)
Triples:	1	- (5 times)
Home runs:	1	- (8 times)
Total bases:	6	- Ryan Ouzts vs Eastern Michigan (Mar 02, 2025)
Walks:	3	- Andrew Albertus vs Le Moyne (Feb 21, 2025)
Strikeouts:	3	- Eli Lazio at Alabama (Mar 09, 2025)
Sac hits:	1	- (6 times)
Sac flies:	1	- (6 times)
Stolen bases:	3	- Brody Linker vs Eastern Michigan (Mar 01, 2025)
	3	- Trey Fenderson vs Eastern Michigan (Mar 02, 2025)
Hit by pitch:	1	- (19 times)
Caught stealing:	1	- (7 times)
Runners LOB:	5	- Matthew Rollison vs Eastern Michigan (Mar 01, 2025)

Fielding

Putouts:	14	- Jackson Hugus vs Le Moyne (Feb 21, 2025)
Assists:	6	- Brody Linker at The Citadel (Feb 25, 2025)
Errors:	2	- Brody Linker vs Bowling Green (Feb 22, 2025)
	2	- Brody Linker at The Citadel (Feb 25, 2025)
	2	- Sean Hollister vs Wofford (Mar 04, 2025)
Passed balls:	2	- Ryan Becker vs Georgetown (Feb 14, 2025)

Pitching

Innings pitched:	6.0	- Tristan McGregor vs Georgetown (Feb 14, 2025)
Runs allowed:	11	- Tristan McGregor at Alabama (Mar 08, 2025)
Earned runs:	11	- Tristan McGregor at Alabama (Mar 08, 2025)
Walks allowed:	6	- Yechiel Saint vs Wofford (Mar 04, 2025)
	6	- Jacob Fields at Alabama (Mar 09, 2025)
Strikeouts:	8	- Kyle Mueller vs Le Moyne (Feb 21, 2025)
Hits allowed:	10	- Kyle Mueller vs Eastern Michigan (Feb 28, 2025)
Doubles allowed:	4	- Kyle Mueller vs Eastern Michigan (Feb 28, 2025)
Triples allowed:	1	- Carter Payne at Elon (Feb 18, 2025)
	1	- Eli Bowery at Clemson (Mar 05, 2025)
Homers allowed:	3	- Robbie Boykin at Alabama (Mar 09, 2025)
Wild pitches:	2	- Boone Cartee vs The Citadel (Mar 11, 2025)
Hit batters:	2	- (4 times)

TEAM GAME HIGHS

Batting

At bats:	40	-	vs Le Moyne (Feb 23, 2025)
Runs scored:	12	-	vs Le Moyne (Feb 23, 2025)
Hits:	17	-	vs Le Moyne (Feb 23, 2025)
RBI:	11	-	vs Le Moyne (Feb 23, 2025)
	11	-	at Alabama (Mar 09, 2025)
Doubles:	4	-	vs Le Moyne (Feb 23, 2025)
	4	-	vs Eastern Michigan (Feb 28, 2025)
	4	-	at Alabama (Mar 09, 2025)
Triples:	2	-	vs Georgetown (Feb 14, 2025)
Home runs:	2	-	vs Eastern Michigan (Mar 02, 2025)
Total bases:	23	-	vs Le Moyne (Feb 23, 2025)
Walks:	7	-	vs Le Moyne (Feb 21, 2025)
	7	-	vs Eastern Michigan (Mar 01, 2025)
Strikeouts:	11	-	vs Georgetown (Feb 14, 2025)
	11	-	at Alabama (Mar 07, 2025)
	11	-	at Alabama (Mar 09, 2025)
Sac hits:	1	-	(6 times)
Sac flies:	2	-	at Alabama (Mar 09, 2025)
Stolen bases:	8	-	vs Eastern Michigan (Mar 02, 2025)
Hit by pitch:	4	-	vs Eastern Michigan (Mar 01, 2025)
	4	-	vs The Citadel (Mar 11, 2025)
Caught stealing:	2	-	vs Wofford (Mar 04, 2025)
Runners LOB:	13	-	vs Le Moyne (Feb 21, 2025)
Hit into DP:	2	-	at Alabama (Mar 08, 2025)
	2	-	vs The Citadel (Mar 11, 2025)

Fielding

Putouts:	27	-	(11 times)
Assists:	12	-	vs Bowling Green (Feb 22, 2025)
	12	-	at The Citadel (Feb 25, 2025)
	12	-	vs Wofford (Mar 04, 2025)
Errors:	5	-	at The Citadel (Feb 25, 2025)
Passed balls:	2	-	vs Georgetown (Feb 14, 2025)
DPs turned:	1	-	(9 times)

Pitching

Innings pitched:	9.0	-	(11 times)
Runs allowed:	16	-	at Elon (Feb 18, 2025)
Earned runs:	14	-	at Alabama (Mar 08, 2025)
Walks allowed:	10	-	at The Citadel (Feb 25, 2025)
Strikeouts:	16	-	vs Le Moyne (Feb 21, 2025)
Hits allowed:	17	-	vs Bowling Green (Feb 22, 2025)
Doubles allowed:	6	-	vs Eastern Michigan (Feb 28, 2025)
Triples allowed:	1	-	at Elon (Feb 18, 2025)
	1	-	at Clemson (Mar 05, 2025)
Homers allowed:	3	-	at Alabama (Mar 09, 2025)
	3	-	vs The Citadel (Mar 11, 2025)
Wild pitches:	3	-	vs The Citadel (Mar 11, 2025)

2025 Presbyterian Baseball - TV Roster



#1 TREY FENDERSON



#2 AARON HOBSON



#4 YECHIEL SAINT



#5 ANDREW ALBERTUS



#6 CAM MALLO



#7 EVAN CUERVO



#8 JACKSON HUGUS



#9 PRINCE MAIRENA



#10 ELI LAZIO




#11 ROBBIE BOYKIN



#12 MIKAH CONNER



#13 JAKE RANDOLPH



#15 MATTHEW ROLLISON



#16 LUKE GIBSON



#17 NICK SMITH



#18 RHOGUE WALLACE



#19 TYRELL WILLIAMS



#20 SEAN HOLLISTER



#21 BRODY LINKER



#22 RYAN OUZTS



#24 TRISTIAN MCGREGOR



#25 WILL BOLINGER



#26 RYAN BECKER



#28 KYLE MUELLER



#30 HOLDEN BAKER



#31 JACOB FIELDS



#32 CADEN BARNETT



#33 JJ HARRELL



#34 CHRISTIAN
CHARALAMBOUS



#35 AMMAN DEWBERRY



#36 CARTER PAYNE



#37 BROOKS
CHAMBERLIN



#38 LAYTON HYNEMAN



#39 BOONE CARTEE



#40 MASON MCDANIEL



#41 ELI BOWERY



#43 MIKEY MARROQUIN JR.



#44 CONNOR BRADLEY



#45 JEREMIAH HAMPTON