

# SH SAM HOUSTON

## 2016 BEARKAT BASEBALL GAME NOTES

### SCHEDULE/RESULTS

OVERALL: 39-19 | SLC: 24-6 | H: 22-6 | A: 15-13 | N: 2-0

#### FEBRUARY (3-5)

19	at Louisiana-Lafayette	L, 2-1 (10 inn)
20	at Louisiana-Lafayette	L, 6-2
21	at Louisiana-Lafayette	L, 13-3
23	UTSA	L, 8-5
24	TEXAS TECH	L, 11-6
26	OKLAHOMA	W, 4-3
27	OKLAHOMA	W, 7-2
28	OKLAHOMA	W, 4-3 (11 inn)

#### MARCH (10-8)

1	BAYLOR	L, 5-1
2	RICE	L, 8-3
4	at Wichita State	W, 15-11
5	at Wichita State	L, 2-0
6	at Wichita State	W, 13-8
8	at Texas	L, 12-3
11	at New Orleans*	L, 4-3 (10 inn)
12	at New Orleans*	L, 7-6
13	at New Orleans*	W, 8-4
18	NORTHWESTERN ST.*	L, 7-5
19	NORTHWESTERN ST.*	W, 2-1
20	NORTHWESTERN ST.*	W, 2-1
22	PRAIRIE VIEW A&M	W, 16-5
24	at Nicholls*	W, 4-2
25	at Nicholls*	W, 12-8
26	at Nicholls*	W, 3-1
28	TEXAS STATE	W, 8-6
29	at Rice	L, 5-3

#### APRIL (14-4)

1	CENTRAL ARKANSAS*	W, 2-0
2	CENTRAL ARKANSAS*	W, 6-3
3	CENTRAL ARKANSAS*	W, 9-7
8	STEPHEN F. AUSTIN*	W, 7-3
9	STEPHEN F. AUSTIN*	W, 8-6
10	STEPHEN F. AUSTIN*	L, 8-4
13	at Texas Tech	L, 8-6
13	at Texas Tech	L, 20-3
15	at Incarnate Word*	W, 12-3
15	at Incarnate Word*	W, 23-3
16	at Incarnate Word*	W, 8-2
19	at Baylor	W, 6-5
22	ABILENE CHRISTIAN*	W, 6-3
23	ABILENE CHRISTIAN*	W, 3-1
24	ABILENE CHRISTIAN* W, 2-1 (13 inn)	
26	at Houston	L, 4-3
27	TEXAS SOUTHERN	W, 14-0
27	TEXAS SOUTHERN	W, 10-3

#### MAY (12-2)

3	HOUSTON	W, 4-0
4	TEXAS SOUTHERN	W, 5-0
6	at A&M-Corpus Christi*	W, 6-1
7	at A&M-Corpus Christi*	L, 2-1
8	at A&M-Corpus Christi*	W, 5-3
13	at Lamar*	L, 9-8
14	at Lamar	W, 9-4
15	at Lamar*	W, 7-4
17	at Texas A&M	W, 5-0
20	HOUSTON BAPTIST*	W, 6-3
20	HOUSTON BAPTIST*	W, 2-1
21	HOUSTON BAPTIST*	W, 5-4
25	Stephen F. Austin^	W, 5-3
26	Central Arkansas^	W, 12-2 (7 inn)

\* Southland Conference Game

^ Southland Conference Tournament

### SAM HOUSTON STATE BEARKATS (39-19, 24-6) vs. CENTRAL ARKANSAS or STEPHEN F. AUSTIN

May 27 • Sugar Land, Texas • Constellation Field (7,500) • ESPN3 + WatchESPN app.

SLC TOURNAMENT



**SAM HOUSTON STATE**  
39-19 overall, 24-6 Southland  
**Home/Away/Neutral:**  
22-6 / 15-13 / 2-0  
**Ranking:** N/A  
**Head Coach:** Matt Deggs  
**Career Record:** 70-47  
**Year:** 2nd season  
**Record at SHSU:** Same  
**Year:** 2nd season



**SOUTHLAND TOURNAMENT**  
29th overall year  
**Constellation Field:**  
3rd year hosting  
**Capacity:** 7,500  
**SHSU Year Competing:** 15th  
**SLC Tournament Record:**  
33-19 (.634)  
**Record at Constellation Field:**  
6-4 (.600)

### NEED TO KNOW

- Sam Houston is coming off a 12-2, seven-inning win against Central Arkansas. The Bearkats 12 runs were the most in a league tournament game since matching the feat in 2011 against Southeastern Louisiana. Of the squads 15 hits, eight came from freshmen including three from **Clayton Harp** and **Andrew Fregia**.
- Sam Houston won its opening Southland Tournament game against Stephen F. Austin, 5-3. The Kats used a four-run seventh in route to collecting 11 hits.
- The Bearkats earned their fourth Southland Conference championship in five season on Saturday, using a 5-4 walk-off win to defeat Houston Baptist and finish the regular season two games ahead of Southeastern Louisiana.
- Sam Houston has won 33 of the last 40 games including eight straight. In Southland Conference action, the Kats won 23 of the last 26 games including nine consecutive league series to close out the season.
- On Monday, D1Baseball.com's Kendall Rogers tabbed Sam Houston among 10 teams nationally on the upswing after the Bearkats' 5-0 win at No. 2 Texas A&M and sweep of Houston Baptist. As of this (Friday) morning, the Bearkats checked in at No. 39 in the RPI.
- Bryce Johnson** was named Second-Team All-Southland Conference, **Heath Donica** earned Second-Team All-Southland Conference and **Riley Gossett** earned third-team honorees, announced on Monday.
- Matt Deggs** became the third Sam Houston head coach to be named Clay Gould Coach of the Year, joining John Skeeters (1989) and two-time winner David Pierce (2012, 2013) after leading Sam Houston to a conference championship one season after entering the league tournament as the No. 5 seed.
- The Bearkats finished first in league games in stolen bases against (7), first in stolen bases against percentage (.350), second in fielding percentage (.973), second in batting average (.306), second in opponent batting average (.231), tied for second in triples (11), tied for second in stolen bases (45), third in hits (309), third in total bases (442) and third in earned run average (2.95).
- The Bearkats welcome 19 freshmen and 26 newcomers to this year's team. Entering the season, **Andrew Fregia** (third baseman), **Riley Gossett** (starting pitcher) and **Riley McKnight** (second baseman/right fielder) were recognized as the No. 2, 3 and 4 impact freshmen in the Southland Conference by D1Baseball.com.

### POSSIBLE POSITION STARTERS

NO	PLAYER	POS	YR	B/T	AVG	G-GS	AB	R	H	2B	3B	HR	RBI	SB
9	Robie Rojas	C	Jr.	R/R	.280	56-50	175	24	49	12	2	3	27	6
6	Zach Smith	1B	Sr.	L/R	.296	57-49	206	29	61	15	0	7	39	3
5	Lance Miles	2B	RJr.	S/R	.286	52-49	182	29	52	10	0	0	20	3
7	Andrew Fregia	3B	Fr.	R/R	.275	55-53	204	38	56	14	7	8	35	9
17	Taylor Beene	SS	Jr.	R/R	.256	54-53	164	28	42	11	0	2	28	3
47	Clayton Harp	LF	Fr.	L/R	.397	28-16	63	15	25	9	0	0	16	9
44	Bryce Johnson	CF	So.	S/R	.362	58-58	235	47	85	10	1	2	29	20
2	Riley McKnight	RF	Fr.	R/R	.292	52-37	137	27	40	0	2	0	15	11
3	Jaxxon Grisham	DH	Fr.	L/R	.300	40-18	70	25	21	5	0	1	14	5

### POSSIBLE FRIDAY STARTING PITCHER

NO	PLAYER	R/L	YR	ERA	W-L	APP	GS	CG	IP	H	R	ER	BB	SO
41	Dakota Mills	R	Jr.	3.69	2-1	11	3	0	31.2	26	14	13	14	20

### DON SANDERS STADIUM



**OPENED:** Feb. 11, 2006 (Sam Houston 16, Texas Southern 3)  
**CAPACITY:** 1,163

**VIDEO BOARD:** \$300,000 (2014) / **TURF:** \$1.4 million (2016)

**DIMENSIONS:** L - 330 ft. | C - 400 ft. | R - 330 ft. | GAPS - 375 ft.

**LARGEST CROWD:** 1. May 2, 2012 - 2,036 vs. Texas A&M

**SHSU ALL-TIME RECORD:** 216-111 (.660)

### PLAYER TO WATCH...



**LANCE MILES** | 2B • 6-0 • 185 • Jr.

The Woodlands, Texas / Kansas State / The Woodlands H.S.

**.286 BA** | **52 G** | **49 GS** | **20 RBI** | **52 H** | **182 AB**

**Tibdit:** Hitting .375 (3 for 8) through two games at the Southland Tournament while starting at second base.

**SOUTHLAND TOURNAMENT HISTORY****All-Time Conference Tournament Records**

University	Yrs.	W-L	Pct.	1st/2nd
Northwestern St.	20	22-40	.354	0-5
Lamar	16	33-26	.559	3-4
<b>Sam Houston St.</b>	<b>15</b>	<b>33-19</b>	<b>.634</b>	<b>4-2</b>
McNeese State	15	16-24	.400	2-1
Southeastern La.	11	21-18	.538	1-2
Stephen F. Austin	7	8-13	.380	0-1
Nicholls	6	7-9	.438	1-0
A&M-Corpus Christi	6	11-12	.478	0-0
Abilene Christian	5	1-10	.091	0-0
Central Arkansas	5	11-7	.611	1-1
Houston Baptist	1	4-0	.896	1-0

**ALL-TOURNAMENT SELECTIONS (27)**

Name	Position	Year
Chris Andreas	DH	2011
Nathan Boyd	P	2000
Brent Bubela	DH	1996
Tommy Cliffe	DH	1998
Adam DeLaGarza	OF	2009
Brian Gaffney	2B	1996
Dallas Gallant	P	2008
Andrew Godail	P	2015
Seth Hammock	3B	2008
Kevin Hermes	P	1996
Bobby Johnson	OF	1993
<b>Bryce Johnson</b>	<b>OF</b>	<b>2015</b>
Jake MacWilliams	DH	2015
Clint Mann	2B	2007
Nolan Nichols	P	1993
Luke Pluchek	OF	2011
Brad Prihoda	2B	1997
Luke Prihoda	P	2007
Heath Pugh	C	2007
Matt Shelton	P	2009
Hayden Simerly	OF	2015
Keith Stein	OF	2007, 08
Ron Thames	1B	1997
Bobby Verbick	OF	2007, 08
Sean Weatherford	P	2009
Ryan Weber	SS	2008
Mark Wyatt	C	2009

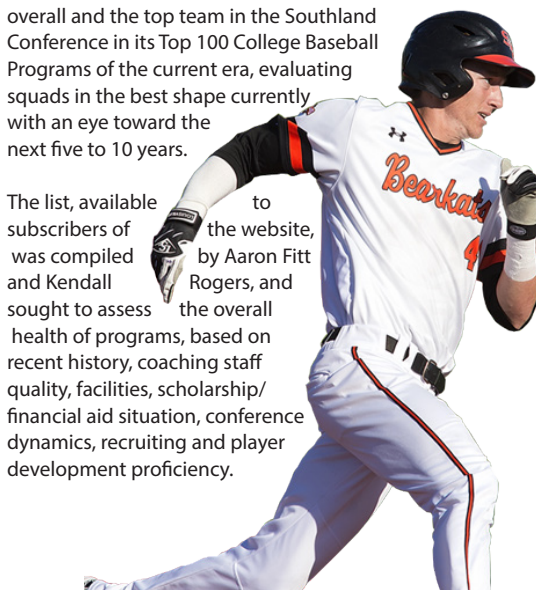
**SOUTHLAND TOURNAMENT MVPs**

Name	Position	Year
Brent Bubela	DH	1996
Luke Prihoda	P	2007
Bobby Verbick	OF	2008
Matt Shelton	P	2009

**PACING THE CONFERENCE**

D1Baseball.com has tabbed Sam Houston State No. 74 overall and the top team in the Southland Conference in its Top 100 College Baseball Programs of the current era, evaluating squads in the best shape currently with an eye toward the next five to 10 years.

The list, available to subscribers of the website, was compiled by Aaron Fitt and Kendall Rogers, and sought to assess the overall health of programs, based on recent history, coaching staff quality, facilities, scholarship/financial aid situation, conference dynamics, recruiting and player development proficiency.

**D1BASEBALL.COM RANKINGS**

TOP 100 PROGRAMS OF THE CURRENT ERA

NCAA RANK	SOUTHLAND RANK
74	1 <sup>ST</sup>

**MOST****TITLES**

SINCE 2005  
(active members)

**TOURNAMENT****REGULAR SEASON**
**WINNINGEST SOUTHLAND CONFERENCE TEAMS**  
 (AMONG ACTIVE LEAGUE MEMBERS SINCE 2005)

Rk	Team	2016 Record			Since 2005			
		W	L	T	W	L	T	Pct.
1	Abilene Christian*	16	35	0	401	283	0	.628
2	<b>Sam Houston State</b>	<b>39</b>	<b>19</b>	<b>0</b>	<b>409</b>	<b>302</b>	<b>0</b>	<b>.575</b>
3	Incarnate Word*	13	38	0	362	281	0	.563
4	Lamar	35	19	0	392	314	0	.555
5	Houston Baptist*	24	28	0	353	315	2	.528
6	Southeastern La.	38	18	0	310	279	0	.526
7	Northwestern State	33	24	9	340	328	0	.508
8	Central Arkansas	29	26	0	326	318	2	.506
9	Stephen F. Austin	28	29	0	284	303	0	.483
10	McNeese State	33	26	0	303	350	0	.464
11	A&M-Corpus Christi	19	32	0	292	352	3	.453
12	Nicholls	26	30	0	273	382	1	.417
13	New Orleans*	30	24	0	249	409	0	.378

\*Records include Division II wins; joined Southland during 2014 season



## SLC TOURNAMENT HISTORY

**SAM HOUSTON STATE (33-19 in SLC Tourney)**  
Sugar Land (6-4) | Other Venues (27-15)

## LAST 10 GAMES (6-4)

Date	Location	Opp.	Result
5/21/14	Conway, Ark.	Lamar	W, 10-4
5/22/14	Conway, Ark.	SELA	L, 1-0
5/23/15	Conway, Ark.	NWST	L, 4-1
5/20/15	Sugar Land	McNeese	W, 5-1
5/21/15	Sugar Land	AMCC	W, 6-1
5/22/15	Sugar Land	AMCC	L, 6-4
5/23/15	Sugar Land	AMCC	W, 3-2
5/23/15	Sugar Land <sup>^</sup>	HBU	L, 6-0
5/25/16	Sugar Land	SFA	W, 5-3
5/26/16	Sugar Land	UCA	W, 12-2

<sup>^</sup> Southland Tournament championship

## MILLS NOTABLES

May 17, 2015

### Mills dominates No. 2 Texas A&M in 5-0 Sam Houston victory



**COLLEGE STATION** – The task was as big as they come in college baseball, but if Sam Houston State was to keep alive a chance at an at-large bid and build momentum entering the final regular-season weekend, the path ran through No. 2 Texas A&M.

The Bearkats lived up to the challenge, shutting out the Aggies, 5-0, in front of 4,389 fans at Blue Bell Park on Tuesday night, backed by a lights-out performance from right-handed starter **Dakota Mills**.

The win marked the first time the Bearkats (34-19) had beaten a No. 2 ranked opponent in 20 years dating to a victory against Miami in the 1996 NCAA Austin Regional. The result also marked the fourth win against a top-25 foe this season with Sam Houston sweeping No. 25 Oklahoma in Huntsville.

**Mills** was sharp all night, using a strong breaking ball to fan four hitters. After the Aggies (39-12) placed runners on first and third with two outs in the fifth, the right-hander used the heat, blowing a fastball by Cole Bedford to strand a pair.

One inning prior, the Meadows Place product allowed consecutive singles to lead off the inning but induced the double play to escape unscathed. **Mills** finished the night tossing 6 2-3 innings, scattering six hits and holding the Aggies scoreless.

The shutout was the fifth this season for Sam Houston pitching. Meanwhile, Texas A&M was blanked for the first time since May 20, 2014 in an SEC Tournament game against Arkansas.

## PROBABLE PITCHING STARTER

## FRIDAY PROBABLE STARTER



## #41 DAKOTA MILLS

Junior | RHP | 6-2 | 220

Meadows Place, Texas | Blinn J.C. | West Virginia | Dulles H.S.

**LAST START:** 5/21 vs. HOUSTON BAPTIST

No Decision, 4.2 IP, 3 H, 2 R, 2 ER, 1 BB, 3 K, 75 pitches

**2016 SEASON:** 2-1, 3.69 ERA, 11 APP, 3 GS, 31.2 IP, 26 H, 14 R, 13 ER, 14 BB, 20 K

**CAREER:** Same

## SEASON/CAREER HIGHS

Innings Pitched \_\_\_\_\_ 6.1, at Houston (4/26/16)  
Hits: \_\_\_\_\_ 6, at Texas A&M (5/17/16)  
Strikeouts: \_\_\_\_\_ 5, at Texas Tech (4/13/16)  
Walks: \_\_\_\_\_ 3, at Texas Tech (4/13/16)  
Runs: \_\_\_\_\_ 4, vs. Texas Tech (2/24/16)  
Earned Runs: \_\_\_\_\_ 4, vs. Texas Tech (2/24/16)  
Home Runs: \_\_\_\_\_ 1, at Texas (3/8/16)  
Pitches: \_\_\_\_\_ 104, at Texas A&M (5/17/16)

## 2016 AT A GLANCE

In seven appearances, including three starts since March 22, Dakota Mills has tossed 28 2-3 innings, boasting a 1.26 ERA while holding opponents to a .192 batting average. Most impressively in that stretch is the fact that four of those games came at Texas Tech, at Baylor, at Houston and at No. 2 Texas A&M. Against the Aggies, Mills tossed 6 2-3 innings, holding his opposition scoreless. Mills did not allow an extra-base hit. The right-hander made his first start of the season on May 4 against Texas Southern, holding the Tigers scoreless while allowing just three hits in five innings. The start came one week after Mills held Houston in check in relief, permitting just one run and four hits in 6 1-3 innings.

## BLINN COLLEGE

All-Conference honoree who posted 7-2 record and 3.00 ERA ... fanned 67 batters in 62 innings while walking just 12 ... majoring in finance & banking at Sam Houston.

## DULLES HIGH SCHOOL

Pitcher for Clinton Welch at Dulles High School ... also played for Houston Heat ... two-year all-district ... two-year district player of the year ... 2013 first team all-state ... 2013 Texas High School Coaches player of the year ... 2013 Max Preps first team all-American ... 2013 Houston Chronicle pitcher of the year, all-region pitcher ... helped Dulles make playoffs in 2011-13 ... posted perfect 14-0 record as senior and 9-2 mark as junior.




#41 Mills, Dakota - 11 appearances (All games)

Date	Opponent	GS	IP	H	R	ER	BB	SO	2B	3B	HR	WP	BK	HBP	IBB	Score	W-L	Sv	ERA	NP
Feb 21	at Louisiana		2.0	3	3	3	1	0	1	0	0	0	0	0	0	3-13	0-0	0	13.50	28
Feb 24	TEXAS TECH		0.0	2	4	4	2	0	0	0	0	0	0	0	0	6-11	0-1	0	31.50	19
Mar 01	BAYLOR		0.0	1	1	0	0	0	0	0	0	0	0	0	0	1-5	0-1	0	31.50	-
Mar 08	at Texas		1.0	1	2	2	1	0	0	0	1	0	0	0	0	3-12	0-1	0	27.00	18
Mar 22	PRAIRIE VIEW A&M		1.0	0	0	0	1	1	0	0	0	1	0	0	0	16-5	0-1	0	20.25	21
Apr 13	at Texas Tech-2		3.0	1	1	1	3	5	0	0	0	0	0	0	0	3-20	0-1	0	12.86	59
Apr 19	at Baylor		2.0	2	0	0	1	2	1	0	0	0	0	0	1	6-5	0-1	0	10.00	26
Apr 26	at Houston		6.1	4	1	1	1	2	1	0	0	0	0	0	0	3-4	0-1	0	6.46	75
May 04	TEXAS SOUTHERN	*	5.0	3	0	0	2	3	0	0	0	0	0	0	0	5-0	1-1	0	4.87	75
May 17	at Texas A&M	*	6.2	6	0	0	1	4	0	0	0	0	0	0	0	5-0	2-1	0	3.67	104
May 21	HOUSTON BAPTIST	*	4.2	3	2	2	1	3	2	0	0	2	0	0	0	5-4	2-1	0	3.69	75
Totals		3	31.2	26	14	13	14	20	5	0	1	3	0	0	1	56-79	2-1	0	3.69	-

## A CLOSER LOOK

May 26, 2016

Sam Houston freshmen boast veteran impact in pivotal Southland Tournament victory over UCA



SUGAR LAND -- Sam Houston State baseball might have sported five starting freshmen in Thursday's 12-2 victory over Central Arkansas in the Southland Tournament, but they showcased as much experience as any player at Constellation Field.

Freshmen left fielder **Clayton Harp**, designated hitter **Jaxxon Grisham** and third baseman **Andrew Fregia** combined for eight runs and eight hits on the game, each adding a double to their names in route to seven-inning, run-ruled game.

"It was good to see those three freshmen come out and compete and be able to contribute the way they did tonight," second-year head coach Matt Deggs said. "That's gigantic for us, especially moving down the road."

Harp went 3 for 5 at the plate with an RBI while Grisham went 2 for 2 with a walk and four runs. Fregia was able to turn around a hitless day yesterday against Stephen F. Austin State to go 3 for 4 with two runs and two RBIs tonight.

"We knew a few of us freshmen were going to have to step up [this season] and play the game, and we've just been thriving on it," Harp said. "We've been grinding it out, doing what we can when called upon. We try to play above our level, not as freshmen. It's been working out really good with all us young guys."

The freshmen dominance extended past the bats. Freshman starting right-handed pitcher **Riley Gossett** tossed six innings with four early strikeouts and improved his record to 7-0 on the season.

"The seniors have helped us, and the juniors have helped us through this entire process and kind of brought us up with them," Gossett said. "We couldn't do it without them. We play together like that 'Pack.' Individually we're not that great, but when you put us together, it's something special."

Deggs tells his youngest players that they're no longer freshmen, according to Fregia. They look at themselves as just playing their part toward team success.

"Everybody plays a role," Fregia added. "We all look at ourselves as sophomores, and everybody looks at us as the same age on the team. We do our job, and everybody does their job, and it's great."

## SAM HOUSTON DOMINANT IN SECOND ROUND OF TOURNAMENT

May 26, 2016

## Offense, rain pours on in win against UCA



Catcher **Robie Rojas** (9) crosses the plate to celebrate with center fielder **Bryce Johnson** (44) and shortstop **Andrew Fregia** (7) as the Bearkats scored their most runs in a Southland Tournament game in five seasons.

	1	2	3	4	5	6	7	8	9	R	H	E
SH	1	5	2	0	1	0	3	-	-	12	15	1
UCA	0	1	0	0	0	0	0	-	-	2	7	3

SUGAR LAND – The rain attempted to slow down Sam Houston State on Thursday night, but that was all that could halt the Bearkats' offensive attack.

Top-seeded Sam Houston piled on 15 hits in a 12-2, seven-inning run-rule victory against five-seed Central Arkansas, in the process, winning its second game in as many outings at the Southland Conference Tournament.

The Bearkats (39-19) will face the winner of Central Arkansas (29-26) and eight-seed Stephen F. Austin on Friday at 7 p.m. The Bears and Lumberjacks, who each found themselves on the wrong side of losses to Sam Houston, will play an elimination game at noon Friday.

Sam Houston's 12 runs were the most in a Southland Tournament game since matching the feat in a 12-0 win against Southeastern Louisiana in 2011. The double-digit affair marked the ninth this season the Kats have scored 10 or more runs.

The Bearkats were tenacious at the plate, and on the base path, racing out to a 7-1 lead through

three innings, boosted by a five-run second. Eight different players recorded at least one hit including freshmen **Clayton Harp** and **Andrew Fregia** who each logged three.

While Sam Houston showcased its abilities offensively, they also did so in the field. The Bearkats turned two doubles plays on the day, the first coming with UCA runners on first and second and no outs after the Bears had already added a run and were looking for more.

On the mound, **Riley Gossett** permitted just one run and six hits during six innings. The freshman walked a pair while fanning five. The Cypress product has allowed two or fewer runs in 11 of his 14 starts and now stands at 7-0 on the season.

In total, Sam Houston scored in five of the seven innings, including two more in the third courtesy of a Fregia RBI double and wild pitch which eventually scored the freshman. In the seventh, with rain pouring down, Rojas drilled a two-run single to right center and came around one pitch later on a Beene single.

## QUOTES

## Head coach Matt Deggs:

"Game one is always the most important, and game two is the swing game. That will either put you in the doubleheader mode or out you rested up having to play one game. It's no different than a regional. That second game is pivotal. That's why I was really glad to see us come out and play with a hunger and a killer instinct that we had tonight."

"We came out and played fast, hard and loose tonight. We played 'Pack' baseball tonight. Everybody was functioning together. We were able to spin the game a couple of times and have some big innings. It gets contagious, and it's kind of like a feeding frenzy."



## TITLE TOWN

May 21, 2016

Sam Houston walks off to claim fourth Southland Conference regular-season title in five years



HUNTSVILLE – With six seniors being honored prior to Saturday's home season finale, it was only fitting the group was sent out as outright Southland Conference champions.

Sam Houston downed Houston Baptist, 5-4, using a walk-off, bases-loaded walk in the ninth from senior **Zach Smith** to send the Bearkats dogpiling in the final regular-season game after clinching their fourth regular-season league title in five seasons.

The Bearkats (37-19, 24-6), who entered the game with a one-game lead on second-place Southeastern Louisiana, learned of their outright title during a pitching change in the bottom of the seventh as Central Arkansas downed the Lions for a third straight day, but found a reason of their own to celebrate.

With the game tied at four entering the ninth, senior **Spence Rahm** led off with a single to shallow center. After he received a standing ovation, making way for pinch runner **Jaxxon Grisham**, **Taylor Beene** laid down a bunt to move the runner over but evaded the tag to put runners on first and second with no outs.

With the infield playing in, sophomore **Bryce Johnson** notched his 83rd hit of the season on a single to shortstop. After a strikeout, **Smith** stepped to the plate with one out, taking four straight pitches to plate **Grisham** and send Don Sanders Stadium into jubilation.

Sam Houston fell behind 4-3 in the fifth, thanks to a two-out, two run home run from Houston Baptist's (24-29, 12-18) David Bloodworth as part of a three-run frame. As has been the case time after time, the Bearkats clawed back.

In the sixth, **Robie Rojas** led off with a screaming double down the right field line. The catcher, who also threw out a runner, came home to score on a deep sacrifice fly to center from **Hunter Hearn**.

Houston Baptist threatened to re-take the lead in the ninth, putting runners on second and third with two outs, prompting the call to **Greg Belton** (5-1) in the bullpen. After recording two saves in Friday's doubleheader, the senior induced a pop up to shallow left to escape the jam.

**Smith** added his seventh home run this season with a solo shot in the third, at the time giving the Bearkats a 2-1 advantage.

## SAM HOUSTON WINS TOURNAMENT OPENER VS. SFA

May 25, 2016

## Top-seeded Kats come back against 'Jacks



Shortstop Taylor Beene tags out a Stephen F. Austin runner, one of two Lumberjacks thrown out on the base-paths as the Bearkats won their Southland Conference Tournament opener on Wednesday afternoon.

	1	2	3	4	5	6	7	8	9	R	H	E
SFA	2	0	0	0	0	0	0	1	0	3	7	2
SH	0	1	0	0	0	0	4	0	-	5	11	0

SUGAR LAND – For most in orange at Sugar Land's Constellation Field on Wednesday afternoon, nerves were probably settling in. The Sam Houston State baseball team, however, had Stephen F. Austin right where they wanted them.

The top-seeded Bearkats used a four-run seventh to race past the eighth-seeded Lumberjacks and take the opener of the Southland Conference Tournament, 5-3. The victory moves Sam Houston into the winners' bracket, facing five-seed Central Arkansas on Thursday at 7 p.m.

Sam Houston (38-19) fell behind 2-0 in the first inning before moving its win-loss record to 6-4 when trailing after the opening frame. The inning was the only blemish for **Heath Donica** (9-3), who allowed just two hits the rest of the way.

The junior tossed seven innings, allowing five hits and two earned runs. Donica struck out eight for the second time in three games without allowing a walk. In an attempt to solidify the opening win, closer **Greg Belton** tossed the final two frames, earning his 13th save while inducing

a 5-4-3 double play in the eighth with the bases loaded.

With two outs in the seventh and the Kats trailing 2-1, senior **Spence Rahm** came on to pinch hit, sending a lining single to center, putting runners on first and second. After **Jaxxon Grisham** came on to pinch run, **Bryce Johnson** took an 0-1 pitch to left to score **Taylor Beene**, putting two runners in scoring position on the throw to the plate.

Then, freshman **Riley McKnight** stepped to the plate, catching Stephen F. Austin (27-29) off guard, laying down a bunt on a 1-2 count to third. The two-hole hitter showcased his speed, forcing an errant throw to first to score a pair for a 4-2 advantage. Junior Lance Miles followed with a first-pitch RBI single to left.

Sam Houston cut the deficit to one in the second as Beene fought off a 0-2 pitch with two outs, scoring **Zach Smith** who led off with a single. The Bearkats recorded 11 hits while continuing to keep pressure on SFA courtesy of leadoff singles in four different innings.

## QUOTES

Head coach Matt Deggs:

*"That was kind of a microcosm of our season right there. We start off slow, get a little better in the middle and then finished strong. That's what we did, and the only reason we got to do that is because after the first inning Heath Donica was able to match zero for zero for zero and give us seven great innings. We were able to grab the lead. It's been our formula and then go to Greg. I haven't seen a better closer out there than Greg Belton."*

*"These guys have been through a lot. The harder you work, the harder it is to surrender. They embrace moments like this. They are comfortable being uncomfortable. That's their type of ballgame to a T. That's just who we are."*

## FACTS

## GENERAL

Location .....Huntsville, Texas  
 Founded .....1879  
 Enrollment .....20,181  
 Nickname .....Bears  
 Colors .....Orange and White  
 Affiliation .....NCAA Division I  
 Conference .....Southland  
 Athletic Ticket Office .....(936) 294-1729  
 President .....Dr. Dana G. Hoyt  
 Director of Athletics .....Bobby Williams

## TEAM INFORMATION

2015 Overall Record .....31-28  
 Southland Record/Finish .....17-12/5th  
 Postseason .....N/A  
 Conference Titles .....7  
 Southland Tournament Titles .....4  
 All-time SLC Tournament Record .....33-19  
 NCAA Regional Appearances .....9  
 All-time NCAA Tournament Record .....10-18  
 Returning Letterwinners .....9  
 Positional Starters Returning .....4  
 Starting Pitchers Returning .....3  
 Other Pitchers Returning .....3  
 Players Lost .....19  
     Graduation .....8  
     Professional Baseball .....5  
 Newcomers .....26  
     Transfers .....7  
     Freshmen .....19

## COACHING STAFF

Head Coach .....Matt Deggs  
     Alma Mater ... Northwood University, 1994  
     Career Record .....70-47 (2nd Season)  
 Assistant Coach .....Jay Sirianni  
     Alma Mater .....Nebraska, 2001  
 Assistant Coach .....Lance Harvell  
     Alma Mater .....Texas A&M, 2006  
 Assistant Coach .....Shane Wedd  
     Alma Mater .....Kansas, 2001  
 Operations Coordinator .....Gary Miller

## HISTORY

First Year .....1906  
 Modern Record .....1,721-1,239 (Since 1949)  
 NCAA Division I Record .....876-739 (Since 1987)  
 NCAA Div. I Regionals .....  
     1987, 1989, 1996, 2007, 2008, 2009,  
     2012, 2013, 2014  
 NCAA Div. II Regionals .....  
     1984, 1985, 1986  
 Conference Championships .....  
     Southland... 1989, 2012, 2013, 2014, 2016  
     Southland Tournament... 1996, 2007, 2008, 2009  
     Gulf Star .....1985, 1986, 1987

## IN THE WINNERS' BRACKET

Top-seed Sam Houston won its opening two games of the Southland Tournament, downing Stephen F. Austin (5-3) and Central Arkansas (12-2). In those two wins, the Kats combined to hit .377 as a team while the pitching staff posted a 2.81 ERA. Six players are hitting .375 or better including **Clayton Harp** (3 for 5/.600) and **Riley McKnight** (2 for 4/.500).

## ONE OF NATION'S HOTTEST TEAMS

On Monday, the Bears were named one of 10 teams in the nation 'on the upswing' by Kendall Rogers of D1Baseball.com: "The Bears are surging and quickly one of those teams that you may not want to see in your regional next week. SHSU began the week with a huge midweek win over Texas A&M before doing a clean sweep of Houston Baptist over the weekend."

## POSTSEASON BUZZ ABOUNDS

After spending a majority of the season in the mid 80s in the RPI, Sam Houston has worked its way up to No. 39. The Bears own one win against Texas A&M (No. 4 RPI), two wins vs. Northwestern State (No. 40 RPI), two wins vs. Lamar (No. 67 RPI), three wins vs. Oklahoma (No. 70 RPI) and one win vs. Houston (No. 72 RPI).

## A TURNAROUND SEASON

A season ago, the Bears found themselves as the fifth-seed entering the Southland Conference. From that point last year, Sam Houston has improved its overall record by nine wins and league record by seven. The Bears posted a .967 fielding percentage this year versus a .958 at this point in 2015 and have scored 51 more runs and belted 21 more doubles.

## BASEBALL AMERICA RECOGNIZES KATS

After a rough start against a top non-conference stretch, Sam Houston has continued to boost its RPI of late. With Tuesday's 5-0 win against No. 2 Texas A&M (No. 4 RPI), the Bears climbed from 64 in the RPI to 51. Last Wednesday, Baseball America tabbed Sam Houston as one of its "last four in" predicting the Bears would wind up as the No. 4 seed in the Hattiesburg, Miss. Regional.

## STEALING YOUR THUNDER

Sam Houston catcher **Robbie Rojas** ranks second in the Southland Conference, catching 26 runners stealing. The junior has allowed just four passed balls and is third among league catchers with just 18 stolen bases allowed on the season.

## GETTING DEFENSIVE

The Kats rank second defensively in Southland Conference play, boasting a .973 fielding percentage. Behind the plate, **Robbie Rojas** has allowed just one passed ball in league play and is tied for second in Southland Conference play, catching 13 runners stealing.

## VERSATILITY A KEY TO SUCCESS

With the exception of center fielder **Bryce Johnson** and catcher **Robbie Rojas**, every positional player has played in multiple spots this season. **Riley McKnight** has split time between right field (31 games) and second base (6) while **Andrew Fregia** has played third base (41 games), shortstop (9 games) and left field (3 games). **Taylor Beene** has seen time at shortstop (48 games), third base (4 games) and second base (1 game). First baseman **Spence Rahm** is also a pitcher.

## WEEKEND ROTATION GETTING IT DONE

**Heath Donica** finished the regular season in the top-10 in six different categories in league action including second in wins (6), tied for fourth in fewest sacrifice bunts allowed (2), fifth in innings pitched (70.0), fifth in batters struck out (59), tied for sixth in fewest home runs allowed (2) and tied for eighth in fewest losses (2). **Riley Gossett's** 2.71 ERA in league games ranked second during the regular season while his sixth wins were tied for eighth. Gossett also ranked sixth in league play with just 30 runs allowed and tied for sixth in fewest home runs allowed with two.

## NEWCOMERS IN ABUNDANCE DURING 2016

After losing 19 players from a season ago, including five to the MLB Draft, Sam Houston welcomes 19 freshmen and 7 transfers. Of the 19 freshmen, 17 have seen playing time this season.

## BEARKATS EARN RECOGNITION BY D1BASEBALL

Infielder **Andrew Fregia**, right-handed pitcher **Riley Gossett** and right-hander **Riley McKnight** were named the No. 2, No. 3 and No. 4 impact freshmen respectively on a list of 10 in the Southland Conference by D1Baseball.com. Meanwhile, **Jordan Church** was touted as the No. 17 league prospect for the 2016 Major League Baseball Draft.

## RE-DEFINING MID-MAJOR

Sam Houston boasts six NCAA Regional appearances since 2007, ranking ahead of Baylor (5), Dallas Baptist (4) and Houston (3). The Kats have posted notable winning records since 2012 against Oklahoma (5-1), Wichita State (4-2) and Dallas Baptist (5-3).

## NEW ASTROTURF GRACES DON SANDERS STADIUM

In mid-December, Sam Houston completed the installation of its 183,040-square foot AstroTurf playing surface. The \$1.4 million project, which took 2 1/2 months to complete, will allow for play in virtually any condition. The entire surface is made up entirely of turf, including areas of the infield, warning track and foul territory where dirt used to lie.

## A BOOST FROM THE BULLPEN

When the Bears visited Nicholls on March 24, a lot of questions surrounded the bullpen. In 37 games since the start of the series, the pitching staff owns a 3.23 ERA. **Hayden Nixon** boasts a 3.32 ERA in 14 appearances, closer **Greg Belton** has logged 13 saves and a 1.25 ERA and **Miles Manning** has a 1.88 ERA in 28 2-3 innings pitched.

## FIVE SELECTED IN MLB DRAFT (AGAIN)

One season after the Bears saw a school-record five players selected in the MLB Draft, they did it again. Logan Boyd (19th round/Red Sox), Andrew Godail (26th round/Phillies), Ryan Brinley (27th round/Nationals), Collin Yelich (29th round/Braves) and Alex Bisacca (35th round/Yankees) made up the selections, pushing the program's active pro total to 16 players.

## 15 GAMES VS. PRESEASON TOP 25 FOES

With a plan to take home a Southland championship, the Bears compiled a formidable non-conference slate to ready themselves for the tests to come. Sam Houston played 15 games against preseason Top 25 opponents including No. 4 Texas A&M (1 game), No. 6 Louisiana-Lafayette (3 games), No. 12 Houston (2 games) No. 21 Oklahoma (3 games), No. 23 Texas (1 game), No. 24 Rice (2 games) and No. 25 Texas Tech (3 games).

SAM HOUSTON RECORD WHEN...	
	2016
Overall	39-19
Conference	24-6
Non-Conference	15-13
Home games	22-6
Away games	15-13
Neutral site	2-0
Day games	23-6
Night games	16-13
vs Left starter	11-6
vs Right starter	28-13
1-Run games	8-6
2-Run games	9-4
5+Run games	13-5
Extra innings	2-2
Shutouts	5-1
Scoring 0-2 runs	5-5
..... 3-5 runs	11-10
..... 6-9 runs	14-4
..... 10+ runs	9-0
Opponent 0-2 runs	16-3
..... 3-5 runs	17-4
..... 6-9 runs	5-8
..... 10+ runs	1-4
Scored in 1st inning	17-6
Opp. scored in 1st	11-6
Scores first	23-9
Opp. scores first	16-10
After 6 leading	26-1
..... trailing	5-13
..... tied	8-5
After 7 leading	31-2
..... trailing	5-14
..... tied	3-3
After 8 leading	36-1
..... trailing	2-17
..... tied	1-1
Hit 0 home runs	25-12
... 1 home run	9-6
... 2+ home runs	5-1
Opponent 0 home runs	30-9
..... 1 home run	8-6
..... 2+ HRs	1-4
Made 0 errors	14-5
.... 1 error	12-7
.... 2+ errors	13-7
Opp. made 0 errors	10-6
..... 1 error	7-9
..... 2+ errors	22-4
Out-hit opponent	29-4
Out-hit by opponent	8-11
Hits are tied	2-4

HITTING	Longest	Current
Johnson, Bryce	21	9
Fregia, Andrew	13	1
Smith, Zach	11	6
Miles, Lance	11	3
Broadbent, Matt	7	-
Rahm, Spence	6	3
Beene, Taylor	6	4
Hearn, Hunter	6	-
Rojas, Robie	5	3
McKnight, Riley	5	1
Biles, Josh	4	-
Grisham, Jaxxon	4	1
Harp, Clayton	4	1
Odom, Mac	3	-
Cannon, Jordan	3	-
Koerselman, Barrett	2	-
VanDyke, Nate	2	-
Manning, Miles	1	1

REACHED BASE	Longest	Current
Johnson, Bryce	46	18
Miles, Lance	15	3
Harp, Clayton	14	3
Fregia, Andrew	13	1
Rahm, Spence	12	10
Smith, Zach	11	6
McKnight, Riley	10	2
Beene, Taylor	10	9
Cannon, Jordan	8	-
Broadbent, Matt	7	-
Rojas, Robie	6	3
Grisham, Jaxxon	6	5
Hearn, Hunter	6	-
Biles, Josh	4	-
Odom, Mac	4	-
Koerselman, Barrett	4	-
VanDyke, Nate	2	-
Manning, Miles	1	1

MULTIPLE HIT GAMES	2	3	4	5+	Total
Johnson, Bryce	22	6	-	-	28
Fregia, Andrew	11	3	-	-	14
Smith, Zach	12	1	-	-	13
Miles, Lance	10	3	-	-	13
Rojas, Robie	7	3	1	-	11
Beene, Taylor	10	1	-	-	11
Broadbent, Matt	7	3	-	-	10
Rahm, Spence	9	-	-	-	9
McKnight, Riley	6	2	1	-	9
Hearn, Hunter	4	1	1	-	6
Harp, Clayton	3	2	-	1	6
Grisham, Jaxxon	4	1	-	-	5
Koerselman, Barrett	3	-	-	-	3
Cannon, Jordan	3	-	-	-	3
Biles, Josh	1	1	-	-	2
Odom, Mac	1	-	-	-	1
TEAM	114	27	3	1	145

MULTIPLE RBI GAMES	2	3	4	5+	Total
Smith, Zach	10	1	-	-	11
Fregia, Andrew	8	2	1	-	11
Rojas, Robie	6	2	-	-	8
Broadbent, Matt	3	2	-	-	5
Beene, Taylor	-	4	-	1	5
McKnight, Riley	4	-	-	-	4
Johnson, Bryce	3	1	-	-	4
Hearn, Hunter	3	1	-	-	4
Harp, Clayton	2	1	-	1	4
Grisham, Jaxxon	3	1	-	-	4
Miles, Lance	2	1	-	-	3
Biles, Josh	1	-	-	1	2
Rahm, Spence	2	-	-	-	2
Koerselman, Barrett	2	-	-	-	2
VanDyke, Nate	1	-	-	-	1
Cannon, Jordan	1	-	-	-	1
TEAM	51	16	1	3	71

**Record when team scores:**

Runs	0	1	2	3	4	5	6	7	8	9	10+
W-L	0-1	0-3	5-1	2-7	4-1	5-2	5-3	3-0	4-1	2-0	9-0

**Record when opponent scores:**

Runs	0	1	2	3	4	5	6	7	8	9	10+
W-L	5-0	7-0	4-3	11-0	4-2	2-2	2-1	1-2	2-4	0-0	1-4

**Record when leading after:**

Inn.	1	2	3	4	5	6	7	8
W-L	13-4	20-5	24-5	23-3	26-3	26-1	30-2	35-1

**Record when trailing after:**

Runs	1	2	3	4	5	6	7	8
W-L	6-4	8-8	8-9	5-11	4-13	5-13	5-14	2-17

**Record when tied after:**

Runs	1	2	3	4	5	6	7	8
W-L	20-11	11-6	7-5	11-5	9-3	8-5	3-3	1-1

Current winning streak: 8

Longest winning streak: 8

Longest losing streak: 5

Home attendance : 27417 ( 27 dates avg = 1015 )

Away attendance : 43254 ( 27 dates avg = 1602 )

Total attendance: 72249 ( 55 dates avg = 1313 )

SCORING BY INNINGS	1	2	3	4	5	6	7	8	9	EX	Total
Sam Houston State	52	37	36	24	35	44	43	37	29	2	339
Opponents	32	16	33	30	41	26	32	19	28	2	259



## HEAD COACH MATT DEGGS

Matt Deggs enters his second season at the helm of Sam Houston State baseball after being hired as the program's eighth head coach on June 27, 2014.

During his inaugural campaign, Deggs helped guide the Bearkats to the Southland Conference Championship game, falling just one win shy of advancing to the program's fourth straight NCAA Regional.

The 2015 squad etched its way into the Sam Houston record books, highlighted by a pitching staff that ranked third in team lore with 433 strikeouts. Leading the charge were Andrew Godail and Alex Bisacca whose ERA's of 2.30 and 2.35 respectively placed them fourth and fifth in school history.

Offensively, Deggs' team stifled Southland pitchers, ranking second in runs scored (160), third in average (.299), third in hits (304), third in on base percentage (.369) against league foes.

A native of Texas City, Deggs served as the Louisiana-Lafayette hitting coach and third base coach, while also overseeing team personnel and recruiting. The Cajuns were a game away from the College World Series in 2014, while the squad posted the most wins in both Sun Belt and program history, finishing the season with 58 victories.

For the second straight season Deggs guided an offense that was revered as the best in college baseball. Louisiana-Lafayette finished the season ranked in the top 10 in the nation in 14 offensive categories and had an OPS of .902.

The Cajuns became the first team in Sun Belt history to host both an NCAA regional and super regional. The team also earned the school's first-ever national seed in the NCAA tournament. The regional appearance marks 10 NCAA Regional squads for Deggs with three different programs (Arkansas, Texas A&M, Louisiana-Lafayette). The Ragin' Cajuns became the first team in the history of ULL athletics to earn top billing in the nation in any sport with a No. 1 ranking in the Collegiate Baseball weekly poll.



## MATT DEGGS COACHING TIMELINE

Louisiana-Lafayette ..... Assistant Coach (2013-14)

Duties: Hitting and team personnel  
101-30 Record  
2013 & 2014 NCAA Regionals  
2014 National Seed  
2014 NCAA Super Regional Host

Texas A&M..... Associate Head Coach (2006-2010)

Duties: Hitting and team personnel  
199-113-2 Record  
2007, 2008, 2009 & 2010 NCAA Regionals  
2007 & 2008 NCAA Super Regionals  
2008 Big 12 Champions  
2007 & 2010 Big 12 Tournament Champions

Arkansas..... Assistant Coach (2003-2005)

Duties: Hitting and recruiting coordinator  
119-66 Record  
2003, 2004 & 2005 NCAA Regionals  
2004 NCAA Super Regional  
2004 College World Series  
2004 SEC Co-Champions

Texarkana College..... Head Coach (1998-2002)

187-100 Record  
Two TEAC Titles  
School's first JUCO World Series

Northwestern State ..... Assistant Coach (1996-1997)

Duties: Hitting and infield  
69-50 Record  
1997 Southland Champions

The No. 1 ranking marked the third time in Deggs career that he was a member of a program that was ranked inside of the top 5 during a season, including two teams that ascended to the No. 1 spot in the nation. Following the program's second Sun Belt Tournament championship, the Cajuns were tabbed as the unanimous No. 1 team headed into the NCAA Tournament.

After hitting just .263 with 18 home runs in 2012, the Cajuns exploded under Deggs' direction in 2013. At the conclusion of the regular season the Cajuns were ranked inside the Top 5 in the NCAA in eight offensive categories.

In two full seasons with the Ragin' Cajun baseball program, Deggs and his aggressive "Pack Mentality" offensive style have helped the Cajuns in amassing a 101-30 overall record, a Sun Belt Conference regular season championship, a Sun Belt Conference Tournament championship and a regional championship.

The squads also produced two trips to the NCAA tournament, the school's first ever national seed, 15 all-conference athletes, a Sun Belt player of the year, a conference tournament MVP, the program's first ever member of Team USA (Blake Trahan) and three All-Americans and two Freshmen All-Americans.

Prior to joining the Cajuns staff, Deggs previously served as associate head coach at Texas A&M for Rob Childress from 2006-2010. While in College Station, Deggs coached third base, oversaw, and ran the Aggie offense in addition to overseeing team personnel.

Deggs spent three seasons at the University of Arkansas as the hitting coach and recruiting coordinator for Dave Van Horn from 2003 to 2005. The Razorbacks appeared in the NCAA tournament in each of his three seasons and made a trip to the College World Series in 2004.

Prior to his stint at Arkansas, Deggs tallied a record of 187-100 as the head coach at Texarkana College. In his five-year stay at Texarkana, Deggs led the team to two Texas Eastern Athletic Conference runner-up finishes, a pair of TEAC Titles (2001-2002), and the school's first ever trip to the Junior College World Series.

Deggs spent the 1996 and 1997 seasons as the hitting and infield coach at Northwestern State under Van Horn, helping the Demons to the Southland Conference Title in 1997. His Infield units ranked among the top infield groups in the country in both seasons.

Deggs was an infielder at Alvin Junior College from 1991-92 and at Northwood University from 1993-94. Deggs received his master's degree from Northwestern State in December of 1996.

He played professionally for three years for the Mobile (Ala.) Baysharks and the Tennessee Tomahawks, two of which were spent as a player/coach under former Boston Red Sox manager Butch Hobson and former Red Sox catcher Mike O'Berry.

Deggs is married to the former Kathy Saldua and the couple has a son, Kyler, and two daughters, Klaire and Khloe.

## MATT DEGGS' STAFF



Jay Sirianni - Assistant Coach



Lance Harvell - Assistant Coach



Shane Wedd - Assistant Coach



Gary Miller - Ops. Coordinator



Ryan Farney - Student Manager



## ALPHABETICAL ROSTER

No.	Name	Pos.	B/T	Ht.	Wt.	Cl./Exp.	Hometown/Previous School
11	Seth Ballew	LHP	L/L	5-10	180	RSo./TR	Sugar Land/Blinn J.C.
17	Taylor Beene	INF	R/R	6-0	170	Jr./TR	Humble/Galveston H.S.
10	Greg Belton	RHP	R/R	6-0	190	Sr./1L	Montgomery/Angelina J.C.
42	Josh Biles	OF	R/R	6-3	225	Fr./HS	Sugar Land/Dulles H.S.
13	Matt Broadbent	INF	R/R	5-10	210	Jr./TR	Cypress/Texas Tech
34	Colin Cameron	OF/RHP	R/R	6-3	190	Fr./HS	The Woodlands/College Park H.S.
25	Jordan Cannon	C/RHP	R/R	6-2	185	Fr./HS	Centerville/Centerville H.S.
30	Jordan Church	RHP	R/R	6-7	215	Sr./2L	Round Rock/Stony Point H.S.
39	Riley Cooper	LHP	L/L	5-10	150	RSo./TR	Texas City/Louisiana-Lafayette
18	Heath Donica	RHP	R/R	6-2	200	Jr./TR	Corsicana/Navarro J.C.
7	Andrew Fregia	INF	R/R	6-0	170	Fr./HS	Liberty/Liberty H.S.
24	Riley Gossett	RHP	R/R	6-1	175	Fr./HS	Cypress/Cy-Ranch H.S.
3	Jaxxon Grisham	OF	L/R	6-2	175	Fr./HS	College Station/College Station H.S.
47	Clayton Harp	OF	L/R	6-4	170	Fr./HS	El Campo/El Campo H.S.
8	Hunter Hearn	OF	R/R	6-1	200	Fr./HS	Crosby/Crosby H.S.
44	Bryce Johnson	OF	S/R	6-2	180	So./1L	Cypress/Cy-Ranch H.S.
45	Barrrett Koerselman	INF	R/R	5-11	210	Fr./HS	Huntsville/Huntsville H.S.
21	Miles Manning	RHP	R/R	5-9	180	Sr./1L	Victoria/McClennan J.C.
2	Riley McKnight	INF	R/R	6-1	180	Fr./HS	Spring/Oak Ridge H.S.
5	Lance Miles	INF/RHP	S/R	6-0	185	RJr./TR	The Woodlands/Kansas State
16	Garrett Miller	LHP/OF	L/L	6-3	160	Fr./HS	Friendswood/Friendswood H.S.
41	Dakota Mills	RHP	R/R	6-2	220	Jr./TR	Meadows Place/Blinn J.C.
12	Hayden Nixon	LHP	L/L	6-2	190	Sr./1L	Leonard/Panola J.C.
29	Mac Odom	OF	S/R	5-10	170	Fr./HS	Klein/Klein H.S.
27	Spence Rahm	INF/RHP	R/R	6-5	245	Sr./2L	Tomball/Tomball H.S.
9	Robie Rojas	C	R/R	5-8	200	Jr./TR	Jersey Village/Blinn J.C.
6	Zach Smith	INF	L/R	6-1	180	Sr./1L	Cypress/Angelina J.C.
40	Hunter Southerland	C	S/R	6-0	195	Jr./TR	Fort Worth/Texas Tech
15	Nate VanDyke	INF/RHP	R/R	5-9	175	So./1L	Montgomery/Montgomery H.S.

## Support Staff:

Amy Van Horn	Trainer
Trevor Williams	Strength Coach
Ryan Farney	Student Manager

## NUMERICAL ROSTER

#	Name	Pos.	Yr.
2	Riley McKnight	INF	Fr.
3	Jaxxon Grisham	OF	Fr.
5	Lance Miles	INF/RHP	RJr.
6	Zach Smith	INF	Sr.
7	Andrew Fregia	INF	Fr.
8	Hunter Hearn	OF	Fr.
9	Robie Rojas	C	Jr.
10	Greg Belton	RHP	Sr.
11	Seth Ballew	LHP	RSo.
12	Hayden Nixon	LHP	Sr.
13	Matt Broadbent	INF	Jr.
15	Nate VanDyke	INF/RHP	So.
16	Garrett Miller	LHP/OF	Fr.
17	Taylor Beene	INF	Jr.
18	Heath Donica	RHP	Jr.
21	Miles Manning	RHP	Sr.
24	Riley Gossett	RHP	Fr.
25	Jordan Cannon	C/RHP	Fr.
27	Spence Rahm	INF/RHP	Sr.
29	Mac Odom	OF	Fr.
30	Jordan Church	RHP	Sr.
34	Colin Cameron	OF/RHP	Fr.
39	Riley Cooper	LHP	RSo.
40	Hunter Southerland	C	Jr.
41	Dakota Mills	RHP	Jr.
42	Josh Biles	OF	Fr.
44	Bryce Johnson	OF	So.
45	Barrrett Koerselman	INF	Fr.
47	Clayton Harp	OF	Fr.

## SAM HOUSTON COACHING STAFF TIMELINE

Jay Sirianni	Pitching Coach	Lance Harvell	Hitting Coach	Shane Wedd	Volunteer Asst.
2005-14:	UT Arlington Pitching/Recruiting	2013-14:	Louisiana-Lafayette Volunteer Assistant	2012-14:	Northeast Texas CC Hitting/Recruiting
2002-04:	Barton County CC Pitching	2010-12:	Texarkana JC Hitting/Recruiting	2008-11:	Pratt CC Hitting/Recruiting
2001:	Liberal Bee Jays Assistant Coach	2008-09:	Texas A&M Graduate Assistant	2007-11:	Falmouth Commodores Assistant Coach
2001:	Nebraska Graduate Assisant			2005-06:	Kansas City Sluggers General Manager
				2000-04:	Kansas City Sluggers Director of Ops.

## PRONUNCIATION GUIDE

Fregia	.....FREE-shzay
Robie	.....ROB-ee
Ballew	.....buh-loo
Rahm	.....RAM
Koerselman	.....KORE-sel-man
Sirianni	.....Seer-ee-ahni

## 2016 SAM HOUSTON STATE BASEBALL GAME RESULTS

Date	Opponent	Result	r-h-e	r-h-e	Inns	Overall	Conf.	Pitcher of record	Attend.	Time
Feb 19	at #6 Louisiana	L, 1-2	1-4-1	2-4-1	10	0-1-0	0-0-0	Manning, M. (L 0-1)	4473	2:19
Feb 20	at #6 Louisiana	L, 2-6	2-6-2	6-12-0	9	0-2-0	0-0-0	Nixon, H. (L 0-1)	4646	2:23
Feb 21	at #6 Louisiana	L, 3-13	3-6-4	13-17-0	9	0-3-0	0-0-0	Brown, C. (L 0-1)	4400	2:56
Feb 23	UTSA	L, 5-8	5-10-4	8-11-2	9	0-4-0	0-0-0	Nixon, H. (L 0-2)	1107	3:06
Feb 24	#23 Texas Tech	L, 6-11	6-11-2	11-12-1	9	0-5-0	0-0-0	Mills, D. (L 0-1)	1108	3:26
Feb 26	#25 Oklahoma	W, 4-3	6-6-1	3-3-0	9	1-5-0	0-0-0	Odom, S. (W 1-0)	1160	2:14
Feb 27	#25 Oklahoma	W, 7-2	7-10-0	2-2-2	9	2-5-0	0-0-0	Donica, H. (W 1-0)	1263	2:23
Feb 28	#25 Oklahoma	W, 4-3	4-11-1	3-11-1	11	3-5-0	0-0-0	Manning, M. (W 1-1)	1219	3:00
March 1	Baylor	L, 1-5	1-4-1	5-9-0	9	3-6-0	0-0-0	Belton, G. (L 0-1)	1236	2:15
March 2	Rice	L, 3-8	3-8-1	8-9-2	9	3-7-0	0-0-0	Church, J. (L 0-1)	1167	2:45
March 4	at Wichita State	W, 15-11	15-17-2	11-18-2	9	4-7-0	0-0-0	Manning, M. (2-1)	1823	3:48
March 5	at Wichita State	L, 0-2	0-5-1	2-6-1	9	4-8-0	0-0-0	Donica, H. (W 1-1)	2074	2:27
March 6	at Wichita State	W, 13-8	13-17-4	8-13-2	9	5-8-0	0-0-0	Gossett, R. (W 1-0)	1973	3:19
March 8	at Texas	L, 3-12	3-8-12	12-14-2	9	5-9-0	0-0-0	Brown, C. (L 0-2)	4710	2:49
March 11	at New Orleans*	L, 3-4	3-11-0	4-7-2	10	5-10-0	0-1-0	Rahm, S. (L 0-1)	305	2:36
March 12	at New Orleans*	L, 6-7	6-9-3	7-7-1	9	5-11-0	0-2-0	Donica, H. (L 1-2)	456	2:28
March 13	at New Orleans*	W, 8-4	8-9-1	4-10-0	9	6-11-0	1-2-0	Gossett, R. (W 2-0)	456	2:10
March 18	Northwestern St.*	L, 5-7	5-10-0	7-8-1	9	6-12-0	1-3-0	Rahm, S. (L 0-3)	925	2:58
March 19	Northwestern St.*	W, 2-1	2-6-1	1-2-2	9	7-12-0	2-3-0	Donica, H. (W 2-2)	1032	2:08
March 20	Northwestern St.*	W, 2-1	2-5-0	1-6-2	9	8-12-0	3-3-0	Nixon, H. (W 1-2)	861	2:11
March 22	Prairie View A&M	W, 16-5	16-18-2	5-7-2	9	9-12-0	3-3-0	Belton, G. (W 1-1)	910	2:42
March 24	at Nicholls*	W, 4-2	4-10-1	2-8-3	9	10-12-0	4-3-0	Odom, S. (W 2-0)	603	2:33
March 25	at Nicholls*	W, 12-8	12-12-3	8-13-3	9	11-12-0	5-3-0	Donica, H. (W 3-2)	316	3:16
March 26	at Nicholls*	W, 3-1	3-10-0	1-7-2	9	12-12-0	6-3-0	Gossett, R. (W 3-0)	572	2:45
March 28	Texas State	W, 8-6	8-9-1	6-10-0	9	13-12-0	6-3-0	Manning, M. (W 3-1)	1520	2:43
March 29	at Rice	L, 3-5	3-9-4	5-9-0	9	13-13-0	6-3-0	Brown, C. (L 0-3)	2320	3:14
April 1	Central Arkansas*	W, 2-0	2-6-0	0-4-1	9	14-13-0	7-3-0	Odom, S. (W 3-0)	724	2:02
April 2	Central Arkansas*	W, 6-3	6-12-0	3-5-2	9	15-13-0	8-3-0	Donica, H. (W 4-2)	905	2:15
April 3	Central Arkansas*	W, 9-7	9-10-0	7-14-1	9	16-13-0	9-3-0	Nixon, H. (W 2-2)	829	2:55
April 8	Stephen F. Austin*	W, 7-3	7-11-2	3-6-1	9	17-13-0	10-3-0	Odom, S. (W 4-0)	1090	2:25
April 9	Stephen F. Austin*	W, 8-6	8-12-4	6-11-0	9	18-13-0	11-3-0	Donica, H. (W 5-2)	1140	2:29
April 10	Stephen F. Austin*	L, 4-8	4-8-1	8-12-0	9	18-14-0	11-4-0	Manning, M. (L 3-2)	946	2:43
April 12	at #10 Texas Tech	L, 6-8	6-6-0	8-8-1	9	18-15-0	11-4-0	Rahm, S. (L 0-3)	-	2:36
April 13	at #10 Texas Tech	L, 3-20	3-4-0	20-14-1	9	18-16-0	11-4-0	Brown, C. (L 0-4)	3176	2:48
April 15	at Incarnate Word*	W, 12-3	12-14-1	3-6-1	9	19-16-0	12-4-0	Odom, S. (W 5-0)	-	2:50
April 15	at Incarnate Word*	W, 23-3	23-30-0	3-6-2	9	20-16-0	13-4-0	Donica, H. (W 6-2)	320	2:41
April 16	at Incarnate Word*	W, 8-2	8-17-0	2-6-2	9	21-16-0	14-4-0	Gossett, R. (W 4-0)	252	2:44
April 19	at Baylor	W, 6-5	6-10-2	5-10-3	9	22-16-0	14-4-0	Belton, G. (W 2-1)	1976	3:06
April 22	Abilene Christian*	W, 6-3	6-7-1	3-9-3	9	23-16-0	15-4-0	Manning, M. (W 4-2)	919	2:35
April 23	Abilene Christian*	W, 3-1	3-7-2	1-6-0	9	24-16-0	16-4-0	Donica, H. (W 7-2)	851	2:10
April 24	Abilene Christian*	W, 2-1	2-9-0	1-7-0	13	25-16-0	17-4-0	Belton, G. (W 3-1)	1046	3:18
April 26	at Houston	L, 3-4	3-7-1	4-7-1	9	25-17-0	17-4-0	Rahm, S. (L 0-4)	611	2:13
April 27	Texas Southern	W, 14-0	14-15-0	0-7-2	9	26-17-0	17-4-0	Odom, S. (W 6-0)	-	2:11
April 27	Texas Southern	W, 10-3	10-16-2	3-7-1	9	27-17-0	17-4-0	Donica, H. (W 8-2)	711	2:31
May 3	Houston	W, 4-0	4-8-0	0-6-2	9	28-17-0	17-4-0	Gossett, R. (W 5-0)	1212	1:59
May 4	Texas Southern	W, 5-0	5-9-2	0-4-4	9	29-17-0	17-4-0	Mills, D. (W 1-1)	804	2:11
May 6	at A&M-Corpus Christi*	W, 6-1	6-9-2	1-8-2	9	30-17-0	18-4-0	Odom, S. (W 7-0)	162	2:32
May 7	at A&M-Corpus Christi*	L, 1-2	1-7-1	2-4-1	9	30-18-0	18-5-0	Donica, H. (L 8-3)	218	2:02
May 8	at A&M-Corpus Christi*	W, 5-3	5-11-3	3-10-3	9	31-18-0	19-5-0	Gossett, R. (W 6-0)	193	2:38
May 13	at Lamar*	L, 8-9	8-12-0	9-12-1	9	31-19-0	19-6-0	Manning, M. (L 4-3)	837	2:34
May 14	at Lamar*	W, 9-4	9-13-1	4-11-0	9	32-19-0	20-6-0	Nixon, H. (W 3-2)	1104	3:00
May 15	at Lamar*	W, 7-4	7-12-0	4-8-0	9	33-19-0	21-6-0	Belton, G. (W 4-1)	889	2:30
May 17	at #2 Texas A&M	W, 5-0	5-10-0	0-7-0	9	34-19-0	21-6-0	Mills, D. (W 2-1)	4389	2:54
May 20	Houston Baptist*	W, 6-3	6-6-1	3-10-0	9	35-19-0	22-6-0	Manning, M. (W 5-3)	-	2:43
May 20	Houston Baptist*	W, 2-1	2-6-3	1-4-1	9	36-19-0	23-6-0	Cannon, J. (W 1-0)	1002	2:33
May 21	Houston Baptist*	W, 5-4	5-8-1	4-6-2	9	37-19-0	24-6-0	Belton, G. (W 5-1)	1019	3:44
May 25	Stephen F. Austin^	W, 5-3	5-11-0	3-7-2	9	38-19-0	24-6-0	Donica, H. (W 8-3)	1763	2:17
May 26	Central Arkansas^	W, 12-2	12-15-1	2-7-3	7	39-19-0	24-6-0	Gossett, R. (W 7-0)	1578	2:43

\* Conference game

^ Southland Conference Tournament



## TOP-10 WATCH

## CAREER

## BATTING AVERAGE

(min 80 games played)

1. Keith Stein (2007-08) .....	.379
2. Glenn Wilson (1978-80) .....	.372
3. Andrew Kasperek (2003-04) .....	.367
4. Richard Johnson (1982-85) .....	.365
5. Terry Pirtle (1984-87) .....	.360
T6. Mike Holt (1967-70) .....	.357
T6. Tommy Wendt (1974-77) .....	.357
T6. Floyd Ciruti (1970-73) .....	.357
T6. Bobby Verbick (2007-08) .....	.357
10. David Mire (1976-77) .....	.355
<b>Bryce Johnson (2015-present) .....</b>	<b>.338</b>

## SAVES

1. Luke Prihoda (2006-07) .....	23
2. Michael Burchett (2010-12) .....	21
3. Richard Zastoupil (1990-91) .....	14
<b>T4. Greg Belton (2015-present) .....</b>	<b>13</b>
T4. Jason Simms (2013-14) .....	13
6. Ryan Brinley (2014-15) .....	12
T7. Bubba Butler (1986-88) .....	10
T7. Alan Scott (2012-14) .....	10
T9. Steve Stinson (1981-82) .....	9
T9. Rip Matthews (1985-87) .....	9

## SEASON

(IN PROGRESS)

## TRIPLES

1. Jake Arrington (2012) .....	10
2. Hootie Murray (1961) .....	9
T3. Joe Pearson (1954) .....	7
T3. Terry Pirtle (1986) .....	7
T3. Lou Ferrell (2003) .....	7
<b>T3. Andrew Fregia (2016) .....</b>	<b>7</b>
T7. Keith Stein (2008) .....	6
T7. Gary Fischbeck (1983) .....	6
T9. Luke Pluchek (2012) .....	5
T9. Mark Hudson (2011) .....	5
T9. Bobby Verbick (2008) .....	5
T9. Bobby Verbick (2007) .....	5
T9. Todd Sebek (2007) .....	5
T9. Richard Johnson (1985) .....	5
T9. Steve Bates (1984) .....	5

## INNINGS PITCHED

1. Albert Choate (1965) .....	111.2
2. Jacob Howard (2007) .....	110.0
3. Tyler Eppler (2014) .....	109.2
4. Ron Kainer (1975) .....	108.3
T5. Jim Miller (1974) .....	107.0
T5. Andy Warren (1999) .....	107.0
T7. Stephen Prihoda (1994) .....	104.7
T7. Stephen Prihoda (1995) .....	104.7
<b>Heath Donica (2016) .....</b>	<b>99.2</b>

## GAME-BY-GAME BATTING ORDER

Date	Opponent	1	2	3	4	5	6	7	8	9	SP
2/19	at #6 Louisiana	Beene	McKnight	Johnson	Fregia	Broadbent	Rahm	Rojas	Vasquez	Miles	Odom
2/20	at #6 Louisiana	Beene	McKnight	Johnson	Fregia	Smith	Broadbent	Rahm	Rojas	Miles	Nixon
2/21	at #6 Louisiana	Beene	McKnight	Johnson	Fregia	Smith	Rahm	Biles	Rojas	Miles	Brown
2/23	UTSA	Beene	McKnight	Johnson	Fregia	Smith	Rahm	Broadbent	Rojas	Miles	Belton
2/24	#23 Texas Tech	Johnson	Odom	Broadbent	Rahm	Beene	Rojas	Hearn	Vasquez	Miles	Church
2/26	Oklahoma	Johnson	McKnight	Broadbent	Smith	Rahm	Rojas	Beene	Miles	Fregia	Odom
2/27	Oklahoma	Johnson	Odom	Broadbent	Rahm	Rojas	Beene	Miles	Fregia	McKnight	Donica
2/28	Oklahoma	Johnson	Fregia	Broadbent	Smith	Rahm	Rojas	Beene	Miles	McKnight	Gossett
3/1	Baylor	Johnson	Grisham	Broadbent	Smith	Rahm	Rojas	Beene	Miles	McKnight	Belton
3/2	Rice	Johnson	Fregia	Broadbent	Smith	Rahm	Biles	Cannon	Hearn	Vasquez	Church
3/4	at Wichita State	Johnson	VanDyke	Broadbent	Smith	Biles	Hearn	Rahm	Rojas	Beene	Odom
3/5	at Wichita State	Johnson	McKnight	Broadbent	Smith	Hearn	Fregia	Rahm	Rojas	Beene	Donica
3/6	at Wichita State	Johnson	Fregia	Broadbent	Smith	Rahm	Hearn	Cannon	Vasquez	Beene	Gossett
3/8	at Texas	Johnson	McKnight	Smith	Hearn	Cannon	Koerselman	Biles	Beene	Fregia	Brown
3/12	at New Orleans*	Johnson	Miles	Smith	Broadbent	Rahm	Cannon	Rojas	Beene	Fregia	Odom
3/12	at New Orleans*	Johnson	Miles	Smith	Broadbent	Rahm	Hearn	Rojas	Beene	Fregia	Donica
3/13	at New Orleans*	Johnson	Miles	Smith	Broadbent	Rahm	Hearn	Koerselman	Rojas	Beene	Gossett
3/18	Northwestern St.*	Johnson	Odom	Smith	Rojas	Grisham	Miles	Beene	Fregia	McKnight	Odom
3/19	Northwestern St.*	Johnson	McKnight	Fregia	Koerselman	Miles	Rojas	Rahm	Beene	Benjamin	Donica
3/20	Northwestern St.*	Johnson	McKnight	Miles	Smith	Broadbent	Grisham	Rojas	Beene	Fregia	Gossett
3/22	Prairie View A&M	Johnson	VanDyke	Hearn	Koerselman	Biles	Cannon	Rahm	Vasquez	Fregia	Belton
3/24	at Nicholls*	Johnson	McKnight	Miles	Smith	Biles	Grisham	Rojas	Beene	Fregia	Odom
3/25	at Nicholls*	Johnson	McKnight	Smith	Hearn	Grisham	Biles	Cannon	Beene	Fregia	Donica
3/26	at Nicholls*	Johnson	Miles	Smith	Hearn	Broadbent	Rahm	Rojas	Beene	Fregia	Gossett
3/28	Texas State	Johnson	McKnight	Broadbent	Hearn	Koerselman	Biles	Cannon	Beene	Fregia	Rahm
3/29	at Rice	Johnson	Miles	Smith	Hearn	Broadbent	Grisham	Rahm	Rojas	Beene	Cameron
4/1	Central Arkansas*	Johnson	McKnight	Miles	Smith	Hearn	Rojas	Beene	Fregia	M. Odom	S. Odom
4/2	Central Arkansas*	Johnson	McKnight	Smith	Rojas	Hearn	Cannon	Miles	Beene	Fregia	Donica
4/3	Central Arkansas*	Johnson	McKnight	Smith	Rojas	Hearn	Broadbent	Rahm	Beene	Fregia	Gossett
4/8	Stephen F. Austin*	Johnson	McKnight	Miles	Rojas	Hearn	Broadbent	Rahm	Beene	Fregia	Odom
4/9	Stephen F. Austin*	Johnson	McKnight	Smith	Hearn	Harp	Cannon	Grisham	Miles	Fregia	Donica
4/10	Stephen F. Austin*	Johnson	Miles	Smith	Broadbent	Hearn	Rojas	Rahm	Biles	Fregia	Gossett
4/12	at #10 Texas Tech	McKnight	Odom	Johnson	Fregia	Smith	Hearn	Rojas	Miles	Beene	Rahm
4/13	at #10 Texas Tech	Johnson	McKnight	Fregia	Broadbent	Hearn	Rahm	Koerselman	Miles	Rojas	Brown
4/15	at Incarnate Word*	Johnson	McKnight	Miles	Broadbent	Rahm	Rojas	Beene	Fregia	M. Odom	S. Odom
4/15	at Incarnate Word*	Johnson	McKnight	Smith	Harp	Miles	Grisham	Rojas	Beene	Fregia	Donica
4/16	at Incarnate Word*	Johnson	McKnight	Smith	Harp	Miles	Grisham	Rojas	Beene	Fregia	Gossett
4/19	at Baylor	Johnson	McKnight	Smith	Harp	Miles	Grisham	Rojas	Beene	Fregia	Rahm
4/22	Abilene Christian*	Johnson	McKnight	Smith	Harp	Miles	Grisham	Rojas	Beene	Fregia	S. Odom
4/23	Abilene Christian*	Johnson	McKnight	Miles	Smith	Rahm	Harp	Cannon	Beene	Fregia	Donica
4/24	Abilene Christian*	Johnson	Miles	Smith	Rahm	Hearn	Biles	Rojas	Beene	Fregia	Gossett
4/26	at Houston	McKnight	M. Odom	Johnson	Miles	Broadbent	Smith	Rojas	Beene	Fregia	Rahm
4/27	Texas Southern	Fregia	Johnson	Smith	Miles	Harp	Hearn	Grisham	Rojas	Beene	S. Odom
5/3	Houston	Fregia	Johnson	Smith	Miles	Hearn	Cannon	Rojas	Beene	McKnight	Gossett
5/4	Texas Southern	Fregia	Johnson	Smith	Miles	Harp	Hearn	Rahm	Rojas	Beene	Mills
5/6	at A&M-Corpus Christi*	Fregia	Johnson	Smith	Miles	Harp	Rojas	Beene	McKnight	M. Odom	S. Odom
5/7	at A&M-Corpus Christi*	Fregia	Johnson	Smith	Miles	Hearn	Harp	Rojas	Grisham	Beene	Donica
5/8	at A&M-Corpus Christi*	Johnson	McKnight	Miles	Smith	Fregia	Broadbent	Hearn	Rojas	Beene	Gossett
5/13	at Lamar*	Johnson	McKnight	Miles	Smith	Fregia	Rojas	Hearn	Beene	M. Odom	Donica
5/14	at Lamar*	Johnson	M. Odom	Miles	Smith	Fregia	Harp	Rojas	Grisham	Beene	Gossett
5/15	at Lamar*	Johnson	M. Odom	Miles	Smith	Fregia	Harp	Rojas	Grisham	Beene	Belton
5/17	at Texas A&M	Johnson	McKnight	Miles	Smith	Fregia	Rojas	Grisham	Beene	M. Odom	Mills
5/20	Houston Baptist*	Johnson	M. Odom	Miles	Smith	Fregia	Rojas	Grisham	Harp	Beene	Donica
5/20	Houston Baptist*	Johnson	McKnight	Miles	Smith	Fregia	Rojas	Hearn	Rahm	Beene	Gossett
5/21	Houston Baptist*	Johnson	Miles	Smith	Fregia	Rojas	Harp	Hearn	Rahm	Beene	Mills
5/25	Stephen F. Austin^	Johnson	McKnight	Miles	Smith	Fregia	Rojas	Hearn	Beene	M. Odom	Donica
5/26	Central Arkansas^	Johnson	Harp	Miles	Smith	Hearn	Grisham	Fregia	Rojas	Beene	Gossett

\* Conference game

^ Southland Conference Tournament

**SEASON  
(IN PROGRESS)  
BATTING AVERAGE**

1. Nick Valeski (2009) .....	419
2. Kelly Eddlemon (1999) .....	416
3. Terry Pirtle (1987) .....	411
4. Keith Stein (2007) .....	404
5. Richard Johnson (1985) .....	397
T6. Terry Pirtle (1986) .....	391
T6. Ryan Rosplock (1995) .....	391
8. Dustin Martin (2006) .....	389
9. Braeden Riley (2009) .....	387
10. Brent Bubela (1996) .....	382
<b>Bryce Johnson (2016) .....</b>	<b>362</b>

**HITS**

1. Braeden Riley (2009) .....	111
2. Keith Stein (2007) .....	103
3. Todd Sebek (2008) .....	101
4. Nick Zaleski (2009) .....	99
5. Bobby Verbeck (2007) .....	94
6. Kelly Eddlemon (1999) .....	92
T7. Terry Pirtle (1987) .....	85
<b>T7. Bryce Johnson (2016) .....</b>	<b>85</b>
9. Terry Pirtle (1986) .....	84
T10. Glenn Wilson (1980) .....	76
T10. Tommy Wendt (1976) .....	76

**STOLEN BASES**

1. Bryan McDonald (1986) .....	53
2. Mike Holt (1968) .....	34
3. Brad Kelley (1987) .....	31
T4. Willis Stewart (1975) .....	28
T4. Ryan Mooney (2011) .....	28
6. Chris Burton (1987) .....	25
7. Tom Jones (1990) .....	23
T8. Chris Burton (1988) .....	22
T8. Bryan McDonald (1987) .....	22
T8. Chris Burton (1986) .....	22
<b>Bryce Johnson (2016) .....</b>	<b>20</b>

**PITCHING STRIKEOUTS**

1. Albert Choate (1965) .....	117
2. Ron Kainer (1974) .....	107
3. Fred Beene (1963) .....	99
4. Stephen Prihoda (1994) .....	92
5. Cody Dickson (2013) .....	91
T6. Stephen Prihoda (1995) .....	88
T6. Andrew Godail (2015) .....	88
8. Ron Kainer (1975) .....	86
T9. Jim Miller (1974) .....	83
<b>T9. Heath Donica (2016) .....</b>	<b>83</b>
11. Caleb Smith (2012) .....	82

**SAVES**

1. Luke Prihoda (2007) .....	18
<b>2. Greg Belton (2016) .....</b>	<b>13</b>
3. Michael Burchett (2012) .....	10
T4. Richard Zastoupil (1991) .....	9
T4. Jason Sims (2013) .....	9
T6. Bubba Butler (1987) .....	8
T6. Ryan Brinley (2014) .....	8
8. Phillip Wutchrich (1980) .....	7
T9. Frank Romero (1979) .....	6
T9. Kevin Renz (1984) .....	6
T9. Scott Davis (1996) .....	6
T9. Kevin Hermes (1996) .....	6

**GAME-BY-GAME POSITION-BY-POSITION**

Date	Opponent	C	1B	2B	3B	SS	LF	CF	RF	DH
2/19	at #6 Louisiana	Rojas	Rahm	Miles	Vasquez	Beene	Fregia	Johnson	McKnight	Broadbent
2/20	at #6 Louisiana	Rojas	Rahm	Miles	Fregia	Beene	Smith	Johnson	McKnight	Broadbent
2/21	at #6 Louisiana	Rojas	Rahm	Miles	Fregia	Beene	Smith	Johnson	McKnight	Biles
2/23	UTSA	Rojas	Smith	Miles	Broadbent	Beene	Fregia	Johnson	McKnight	Rahm
2/24	#23 Texas Tech	Rojas	Rahm	Miles	Vasquez	Beene	Hearn	Johnson	McKnight	Broadbent
2/26	#25 Oklahoma	Rojas	Rahm	Miles	Broadbent	Beene	Fregia	Johnson	McKnight	Smith
2/27	#25 Oklahoma	Rojas	Rahm	Miles	Fregia	Beene	Odom	Johnson	McKnight	Broadbent
2/28	#25 Oklahoma	Rojas	Rahm	Miles	Fregia	Beene	Smith	Johnson	McKnight	Broadbent
3/1	Baylor	Rojas	Rahm	Miles	Broadbent	Beene	Grisham	Johnson	McKnight	Smith
3/2	Rice	Cannon	Rahm	Vasquez	Broadbent	Fregia	Smith	Johnson	Hearn	Biles
3/4	at Wichita State	Rojas	Rahm	VanDyke	Broadbent	Beene	Smith	Johnson	Hearn	Biles
3/5	at Wichita State	Rojas	Rahm	McKnight	Beene	Fregia	Smith	Johnson	Hearn	Broadbent
3/6	at Wichita State	Cannon	Rahm	Beene	Vasquez	Fregia	Smith	Johnson	Hearn	Broadbent
3/8	at Texas	Cannon	Biles	McKnight	Beene	Fregia	Smith	Johnson	Hearn	Koerselman
3/12	at New Orleans*	Rojas	Rahm	Miles	Beene	Fregia	Smith	Johnson	Cannon	Broadbent
3/12	at New Orleans*	Rojas	Rahm	Miles	Beene	Fregia	Smith	Johnson	Hearn	Broadbent
3/13	at New Orleans*	Rojas	Rahm	Miles	Broadbent	Beene	Smith	Johnson	Hearn	Koerselman
3/18	Northwestern St.*	Rojas	Grisham	Miles	Fregia	Beene	Odom	Johnson	McKnight	Smith
3/19	Northwestern St.*	Rojas	Rahm	Miles	Fregia	Beene	Benjamin	Johnson	McKnight	Koerselman
3/20	Northwestern St.*	Rojas	Grisham	Miles	Fregia	Beene	Smith	Johnson	McKnight	Broadbent
3/22	Prairie View A&M	Cannon	Rahm	VanDyke	Vasquez	Fregia	Biles	Johnson	Hearn	Koerselman
3/24	at Nicholls*	Rojas	Grisham	Miles	Fregia	Beene	Smith	Johnson	McKnight	Biles
3/25	at Nicholls*	Cannon	Grisham	McKnight	Fregia	Beene	Smith	Johnson	Hearn	Biles
3/26	at Nicholls*	Rojas	Rahm	Miles	Fregia	Beene	Smith	Johnson	Hearn	Broadbent
3/28	Texas State	Cannon	Broadbent	McKnight	Fregia	Beene	Biles	Johnson	Hearn	Koerselman
3/29	at Rice	Cannon	Grisham	Miles	Broadbent	Beene	Smith	Johnson	Hearn	Rahm
4/1	Central Arkansas*	Rojas	Smith	Miles	Fregia	Beene	Odom	Johnson	McKnight	Hearn
4/2	Central Arkansas*	Rojas	Smith	Miles	Fregia	Beene	Hearn	Johnson	McKnight	Cannon
4/3	Central Arkansas*	Rojas	Broadbent	McKnight	Fregia	Beene	Smith	Johnson	Hearn	Rahm
4/8	Stephen F. Austin*	Rojas	Broadbent	Miles	Fregia	Beene	Hearn	Johnson	McKnight	Rahm
4/9	Stephen F. Austin*	Cannon	Grisham	McKnight	Fregia	Miles	Smith	Johnson	Hearn	Harp
4/10	Stephen F. Austin*	Rojas	Rahm	Miles	Broadbent	Fregia	Smith	Johnson	Hearn	Biles
4/12	at #10 Texas Tech	Rojas	Smith	Miles	Fregia	Beene	Odom	Johnson	McKnight	Hearn
4/13	at #10 Texas Tech	Rojas	Grisham	Miles	Broadbent	Fregia	Hearn	Johnson	McKnight	Koerselman
4/15	at Incarnate Word*	Rojas	Broadbent	Miles	Fregia	Beene	Odom	Johnson	McKnight	Rahm
4/15	at Incarnate Word*	Rojas	Smith	Miles	Fregia	Beene	Harp	Johnson	McKnight	Grisham
4/16	at Incarnate Word*	Rojas	Smith	Miles	Fregia	Beene	Harp	Johnson	McKnight	Grisham
4/19	at Baylor	Rojas	Smith	Miles	Fregia	Beene	Harp	Johnson	McKnight	Grisham
4/22	Abilene Christian*	Rojas	Smith	Miles	Fregia	Beene	Harp	Johnson	McKnight	Grisham
4/23	Abilene Christian*	Cannon	Smith	Miles	Fregia	Beene	Harp	Johnson	McKnight	Rahm
4/24	Abilene Christian*	Rojas	Smith	Miles	Fregia	Beene	Rahm	Johnson	Hearn	Biles
4/26	at Houston	Rojas	Smith	Miles	Fregia	Beene	M. Odom	Johnson	McKnight	Broadbent
4/27	Texas Southern	Rojas	Smith	Miles	Fregia	Beene	Harp	Johnson	Hearn	Grisham
4/27	Texas Southern	Rojas	Smith	Miles	Fregia	Beene	Harp	Johnson	Hearn	Rahm
5/3	Houston	Rojas	Smith	Miles	Fregia	Beene	Hearn	Johnson	McKnight	Cannon
5/4	Texas Southern	Rojas	Smith	Miles	Fregia	Beene	Harp	Johnson	Hearn	Rahm
5/6	at A&M-Corpus Christi*	Rojas	Smith	Miles	Fregia	Beene	M. Odom	Johnson	McKnight	Harp
5/7	at A&M-Corpus Christi*	Rojas	Smith	Miles	Fregia	Beene	Harp	Johnson	Hearn	Grisham
5/8	at A&M-Corpus Christi*	Rojas	Smith	Miles	Fregia	Beene	Hearn	Johnson	McKnight	Broadbent
5/13	at Lamar*	Rojas	Smith	Miles	Fregia	Beene	M. Odom	Johnson	McKnight	Hearn
5/14	at Lamar*	Rojas	Smith	Miles	Fregia	Beene	Harp	Johnson	M. Odom	Grisham
5/15	at Lamar*	Rojas	Smith	Miles	Fregia	Beene	Harp	Johnson	M. Odom	Grisham
5/17	at Texas A&M	Rojas	Smith	Miles	Fregia	Beene	M. Odom	Johnson	McKnight	Grisham
5/20	Houston Baptist*	Rojas	Smith	Miles	Fregia	Beene	Harp	Johnson	M. Odom	Grisham
5/20	Houston Baptist*	Rojas	Smith	Miles	Fregia	Beene	Hearn	Johnson	McKnight	Rahm
5/21	Houston Baptist*	Rojas	Smith	Miles	Fregia	Beene	Harp	Johnson	Hearn	Rahm
5/25	Stephen F. Austin^	Rojas	Smith	Miles	Fregia	Beene	M. Odom	Johnson	McKnight	Hearn
5/26	Central Arkansas^	Rojas	Smith	Miles	Fregia	Beene	Harp	Johnson	Hearn	Grisham

\* Conference game

^ Southland Conference Tournament



**Sam Houston State (39-19)**  
**National Rankings Summary (top 75)**  
**Through Games 5/26/16**

Category (300 ranked)	Rank	Actual
Sacrifice Bunts	27	53
Triples	30	19
Win-Loss Percentage	33	.672
Hits	34	579
Shutouts	37	5
Stolen Bases	46	77
Triples Per Game	49	0.33
WHIP (Walks Plus Hits per Innings Pitched)	49	1.32
Hits Allowed Per Nine Innings	57	8.44
Batting Average	57	.293
Stolen Bases Per Game	59	1.33
Doubles	63	106
Runs	64	351
Walks Allowed Per Nine Innings	75	3.4

Category	Player	Rank	Actual
Triples	Andrew Fregia	9	7
Saves	Greg Belton	9	13
Triples Per Game	Andrew Fregia	21	0.13
Hits	Bryce Johnson	21	85
Victories	Heath Donica	28	9
Complete Games	Heath Donica	34	3
Sacrifice Bunts	Riley McKnight	50	11
Sac Bunts Per Game	Riley McKnight	70	0.21

**Sam Houston State (39-19, 24-6 SLC)**  
**Southland Conference Rankings (top 3)**  
**Conference Games Only**

Category	Rank	Actual
Sacrifice Hits	1	38
Stolen Bases Against % (lowest)	1	.350
Batting Average	2	.306
Batting Average Against	2	.231
Stolen Base Attempts	2	62
Triples	T2	11
Stolen Bases	T2	45
Fielding %	T2	.973
Hits	3	309
Earned Run Average	3	2.95
Total Bases	3	442
Slugging %	T3	.437

Category	Player	Rank	Actual
Triples	Andrew Fregia	1	6
Earned Run Average	Greg Belton	1	1.19
Opposing batting avg.	Greg Belton	1	.183
Hits allowed (fewest)	Greg Belton	1	20
Runs allowed (fewest)	Greg Belton	1	4
Fielding %	Bryce Johnson	T1	1.000
Passed Balls (fewest)	Robbie Rojas	T1	1
Saves	Greg Belton	T1	11
Sacrifice Bunts	Lance Miles	2	9
Hits	Bryce Johnson	2	48
Wins	Heath Donica	T2	6
Caught Stealing By	Robbie Rojas	T2	13
Batting Average	Bryce Johnson	3	.403
Sacrifice Bunts	Riley McKnight	3	8
Home Runs	Andrew Fregia	3	7

## 2016 Southland Conference Standings

SCHOOL	SLC	PCT.	OVERALL	PCT.	HOME	AWAY	NEUTRAL	STREAK
<b>Sam Houston State</b>	<b>24-6</b>	<b>0.800</b>	<b>39-19</b>	<b>0.672</b>	<b>22-7</b>	<b>15-12</b>	<b>2-0</b>	<b>W8</b>
Southeastern La.	22-8	0.733	38-18	0.679	21-7	14-10	3-1	W2
Lamar	20-10	0.667	35-19	0.648	19-12	16-5	0-2	L2
Northwestern State	20-10	0.667	33-24	0.579	18-7	13-15	2-2	L2
Central Arkansas	16-14	0.533	29-26	0.527	21-6	6-19	2-1	L1
McNeese State	15-15	0.500	30-24	0.556	16-10	13-13	1-1	L1
New Orleans	14-16	0.467	31-25	0.554	19-10	11-14	1-1	W1
Stephen F. Austin	14-16	0.467	28-29	0.491	14-9	12-18	2-2	W1
Nicholls	14-16	0.467	26-30	0.464	16-14	9-14	1-2	W4
Houston Baptist	12-18	0.400	24-28	0.462	15-10	8-17	1-1	L4
A&M-Corpus Christi	8-20	0.286	19-32	0.373	10-11	9-18	0-3	W2
Abilene Christian	8-21	0.276	16-37	0.302	12-17	4-19	0-1	L6
UIW	5-22	0.185	13-38	0.255	8-13	4-23	1-2	L3

### Sam Houston Conference Players of the Week

Date	Category	Player	Stats
3/1	Hitter	Matt Broadbent	.455 BA, 10 for 22, 2 R, 9 RBIs
3/1	Pitcher	Sam Odom	1-0, 8 IP, 3 H, 2 ER, 5 BB, 7 K
4/4	Pitcher	Sam Odom	1-0, 9.0 IP, 4 H, 0 R, 2 BB, 7 K
4/18	Hitter	Clayton Harp	.615 BA, 8 for 13, 3 2B, 6 RBIs
4/25	Pitcher	Greg Belton	2-0, 2 SV, 8 IP, 3 H, 0 R, 13 K
5/9	Pitcher	Riley Gossett	2-0, 12.1 IP, 3 R, 1 ER
5/16	Pitcher	Greg Belton	1-0, 1 SV, 9 IP, 1 R, 1 ER

### Sam Houston Southland Conference Historical Data (Active Members Rankings)

Category	Rank	Figure
Tournament championships	1st	4
Conference tournament MVPs	1st	4
Winning % in tournament games	2nd	.620
All-Tournament selections	2nd	27
Team MLB Draft Picks	2nd	53
Winning % in conference play	3rd	.529
Regular-season championships	3rd	4
First-Team All-Conference selections	4th	33
Conference regular-season wins	4th	418

**TEAM GAME HIGHS****BATTING**

At Bats..... 52.....at Incarnate Word (Apr 15, 2016)  
 Runs scored ..... 23.....at Incarnate Word (Apr 15, 2016)  
 Hits..... 30.....at Incarnate Word (Apr 15, 2016)  
 RBIs ..... 22.....at Incarnate Word (Apr 15, 2016)  
 Doubles..... 8.....at Incarnate Word (Apr 15, 2016)  
 Triples ..... 2.....(5 times)  
 Home runs ..... 3.....(5 times)  
 Total bases ..... 42.....at Incarnate Word (Apr 15, 2016)  
 Walks..... 6..... vs. Prairie View A&M (Mar 22, 2016)  
 ..... 6..... vs. Texas Southern (Apr 27, 2016)  
 Strikeouts ..... 13.....at New Orleans (Mar 12, 2016)  
 Sac hits ..... 4.....at Nicholls (Mar 24, 2016)  
 Sac flies..... 2.....(5 times)  
 Stolen bases ..... 10.....at Incarnate Word (Apr 15, 2016)  
 Caught stealing..... 2.....(6 times)  
 Hit by pitch ..... 5.....at Incarnate Word (Apr 15, 2016)  
 Runners LOB..... 12.....at Incarnate Word (Apr 15, 2016)  
 Hit into DP..... 3.....at A&M-Corpus Christi (May 7, 2016)

**FIELDING**

Putouts..... 39.....vs. Abilene Christian (Apr 24, 2016)  
 Assists ..... 18..... vs. Oklahoma (Feb 28, 2016)  
 ..... 18.....vs. Abilene Christian (Apr 22, 2016)  
 Errors..... 4.....(6 times)  
 Passed balls..... 3.....vs. Stephen F. Austin (Apr 9, 2016)  
 DPs turned ..... 3..... vs. Oklahoma (Feb 28, 2016)  
 ..... 3..... vs. Rice (Mar 2, 2016)

**PITCHING**

Innings pitched ..... 13.0.....vs. Abilene Christian (Apr 24, 2016)  
 Strikeouts ..... 13..... vs. UTSA (Feb 23, 2016)  
 ..... 13..... vs. Prairie View A&M (Mar 22, 2016)  
 Fewest hits allowed ... 2..... vs. Northwestern State (Mar 19, 2016)  
 ..... 2..... vs. Oklahoma (Feb 27, 2016)  
 Most hits allowed .... 18.....at Wichita State (Mar 4, 2016)  
 Doubles allowed..... 4..... vs. Stephen F. Austin (Apr 10, 2016)  
 Home runs allowed... 3.....(4 times)  
 Triples allowed..... 2..... at Texas Tech (Apr 13, 2016)  
 Wild pitches..... 3.....(4 times)  
 Hit batters ..... 4.....at Louisiana (Feb 21, 2016)

**INDIVIDUAL GAME HIGHS****BATTING**

At Bats..... 7.....Clayton Harp at Incarnate Word (Apr 15, 2016)  
 Runs scored ..... 5..... Hunter Hearn vs. Prairie View A&M (Mar 22, 2016)  
 Hits..... 7.....Clayton Harp at Incarnate Word (Apr 15, 2016)  
 RBIs ..... 5..... Josh Biles vs. Prairie View A&M (Mar 22, 2016)  
 ..... 5..... Taylor Beene at Incarnate Word (Apr 15, 2016)  
 ..... 5.....Clayton Harp at Incarnate Word (Apr 15, 2016)  
 Doubles..... 3.....Clayton Harp at Incarnate Word (Apr 15, 2016)  
 Triples ..... 2..... Hunter Hearn vs. Prairie View A&M (Mar 22, 2016)  
 Home runs ..... 1.....(28 times)  
 Total bases .... 10.....Clayton Harp at Incarnate Word (Apr 15, 2016)  
 Walks ..... 2..... (9 times)  
 Strikeouts ..... 4..... Andrew Fregia vs. Oklahoma (Feb 28, 2016)  
 Sac hits ..... 2.... Riley McKnight vs. Northwestern State (Mar 19, 2016)  
 ..... 2..... Lance Miles at A&M-Corpus Christi (May 8, 2016)  
 Sac flies..... 1.....(18 times)  
 Stolen bases .... 3.....Riley McKnight at Incarnate Word (Apr 15, 2016)  
 Hit by pitch ..... 2..... Bryce Johnson at Incarnate Word (Apr 15, 2016)  
 ..... 2..... Robie Rojas at Incarnate Word (Apr 15, 2016)  
 ..... 2..... Taylor Beene vs. Abilene Christian (Apr 22, 2016)  
 Runners LOB .... 5..... Matt Broadbent vs. Stephen F. Austin (Apr 10, 2016)  
 ..... 5..... Andrew Fregia vs. Rice (Mar 2, 2016)  
 ..... 5..... Mac Odom at Texas A&M (May 18, 2016)

**FIELDING**

Putouts ..... 14..... Zach Smith vs. Abilene Christian (Apr 23, 2016)  
 Assists ..... 7..... Taylor Beene at Nicholls (Mar 25, 2016)  
 ..... 7..... Andrew Fregia at A&M-Corpus Christi (May 7, 2016)  
 Errors ..... 3..... Taylor Beene at Rice (Mar 29, 2016)  
 ..... 3..... Zach Smith vs. UTSA (Feb 23, 2016)  
 Passed balls..... 2..... Jordan Cannon at Texas (Mar 8, 2016)  
 ..... 2..... Jordan Cannon vs. Stephen F. Austin (Apr 9, 2016)

**PITCHING**

Inn pitched... 9.0.....(6 times)  
 Runs..... 8..... Sam Odom at Wichita State (Mar 4, 2016)  
 ..... 8..... Spence Rahm at Texas Tech (Apr 13, 2016)  
 Earned runs..... 8..... Sam Odom at Wichita State (Mar 4, 2016)  
 ..... 8..... Spence Rahm at Texas Tech (Apr 13, 2016)  
 Walks ..... 5..... Sam Odom vs. Oklahoma (Feb 26, 2016)  
 Strikeouts ..... 9..... Heath Donica at Incarnate Word (Apr 15, 2016)  
 Hits..... 10..... Riley Gossett at Wichita State (Mar 6, 2016)  
 ..... 10..... Heath Donica at Nicholls (Mar 25, 2016)  
 ..... 10..... Heath Donica vs. Stephen F. Austin (Apr 9, 2016)



BIG INNINGS (4+ RUNS)

SAM HOUSTON				
Date	Opponent	Inning	Runs	Result
3/4	Wichita St.	6th	6	W, 15-11
3/4	Wichita St.	9th	5	W, 15-11
3/6	Wichita St.	6th	6	W, 13-8
3/13	UNO (G2)	9th	4	W, 8-4
3/22	Prairie View A&M	1st	12	W, 16-5
3/25	Nicholls	5th	4	W, 12-8
3/28	Texas State	8th	5	W, 8-6
4/8	Stephen F. Austin	2nd	6	W, 7-3
4/15	UIW (G2)	1st	4	W, 23-3
4/15	UIW (G2)	5th	5	W, 23-3
4/15	UIW (G2)	8th	6	W, 23-3
4/27	Texas Southern (G1)	7th	5	W, 14-0
4/27	Texas Southern (G2)	1st	6	W, 10-3
5/3	Houston	6th	4	W, 4-0
5/6	A&M-Corpus Christi	3rd	4	W, 6-1
5/13	Lamar	1st	4	L, 9-8
5/14	Lamar	3rd	6	W, 9-4
5/25	Stephen F. Austin	7th	4	W, 5-3
5/26	Central Arkansas	2nd	5	W, 12-2

OPPONENTS

Date	Opponent	Inning	Runs	Result
2/20	Louisiana	7th	4	L, 6-2
2/21	Louisiana	5th	5	L, 13-3
2/23	UTSA	5th	5	L, 8-5
2/24	Texas Tech	3rd	6	L, 11-6
3/2	Rice	1st	6	L, 8-3
3/6	Wichita St.	8th	4	W, 13-8
3/6	Wichita St.	9th	4	W, 13-8
3/8	Texas	5th	5	L, 12-3
3/13	UNO (G1)	6th	6	L, 7-6
3/18	Northwestern St.	9th	7	L, 7-5
3/28	Texas State	5th	4	W, 8-6
3/29	Rice	5th	4	L, 5-3
4/3	Central Arkansas	1st	6	W, 9-7
4/13	Texas Tech (G1)	3rd	4	L, 8-6
4/13	Texas Tech (G2)	4th	5	L, 20-3
4/13	Texas Tech (G2)	7th	9	L, 20-3
5/13	Lamar	3rd	4	L, 9-8

SERIES-BY-SERIES BATTING

	AVG.	GP	AB	R	H	2B	3B	HR	RBI	TB	SLG%	BB	HP	SO	GDP	OB%	SF	SH	SB-ATT
at Louisiana	.165	3	97	6	16	5	1	0	6	23	.237	3	4	24	0	.219	1	2	1-2
OKLAHOMA	.278	3	97	15	27	4	0	1	12	34	.351	12	3	25	0	.372	1	5	3-6
at Wichita St.	.320	3	122	28	39	9	1	0	24	50	.410	7	2	31	0	.366	0	0	6-7
at New Orleans	.279	3	104	17	29	5	0	4	16	46	.442	9	1	25	2	.336	2	4	4-5
NORTHWESTERN ST.	.259	3	81	9	21	1	1	0	5	24	.296	6	5	6	0	.348	0	6	4-8
at Nicholls	.302	3	106	19	32	3	1	2	17	43	.406	4	2	19	1	.336	1	6	2-4
CENTRAL ARKANSAS	.308	3	91	17	28	4	1	1	14	37	.407	10	2	11	0	.385	1	7	3-4
STEPHEN F. AUSTIN	.301	3	103	19	31	5	1	4	18	50	.485	8	2	17	0	.360	1	1	4-4
at Incarnate Word	.466	3	131	43	61	15	4	0	40	84	.641	7	7	21	1	.507	3	3	16-19
ABILENE CHRISTIAN	.225	3	102	11	23	7	1	1	9	35	.343	6	5	13	0	.296	2	1	1-3
at A&M-Corpus Christi	.267	3	101	12	27	3	0	2	11	36	.356	7	1	20	0	.321	0	3	3-4
at Lamar	.336	3	110	24	37	8	2	2	24	55	.500	4	3	21	1	.376	0	3	5-6
HOUSTON BAPTIST	.244	3	82	13	20	6	0	2	10	32	.390	13	2	19	1	.350	3	4	3-5

SERIES-BY-SERIES PITCHING

	ERA	W-L	GS	CG	SV	IP	H	R	ER	BB	SO	2B	3B	HR	B/AVG.
at Louisiana	6.39	0-3	3	0	0	25.1	33	21	18	10	20	6	1	3	.324
OKLAHOMA	2.17	3-0	3	0	2	29.0	16	8	7	13	21	2	1	2	.168
at Wichita St.	6.92	2-1	3	0	0	26.0	37	21	20	12	25	4	1	4	.322
at New Orleans	3.38	1-2	3	0	0	26.2	24	15	10	11	21	4	1	2	.240
NORTHWESTERN ST.	3.00	2-1	3	1	0	27.0	16	9	9	9	13	5	0	0	.178
at Nicholls	2.67	3-0	3	0	2	27.0	28	11	8	8	23	7	1	0	.257
CENTRAL ARKANSAS	3.33	3-0	3	1	2	27.0	23	10	10	7	19	3	0	0	.235
STEPHEN F. AUSTIN	5.00	2-1	3	0	1	27.0	29	17	15	13	27	9	1	3	.274
at Incarnate Word	2.33	3-0	3	2	0	27.0	18	8	7	6	21	3	1	0	.196
ABILENE CHRISTIAN	1.16	3-0	3	0	2	31.0	22	5	4	6	25	6	0	1	.200
at A&M-Corpus Christi	0.69	2-1	3	2	1	26.0	22	6	2	4	16	2	1	0	.227
at Lamar	5.88	2-1	3	0	2	26.0	31	17	17	7	21	7	1	2	.292
HOUSTON BAPTIST	2.33	3-0	3	0	2	27.0	20	8	7	8	22	5	0	1	.198

MIDWEEK BATTING

	AVG.	GP	AB	R	H	2B	3B	HR	RBI	TB	SLG%	BB	HP	SO	GDP	OB%	SF	SH	SB-ATT
	.280	16	542	95	152	25	6	9	77	216	.399	41	16	115	5	.347	3	7	17-26

MIDWEEK PITCHING

	ERA	W-L	GS	CG	SV	IP	H	R	ER	BB	SO	2B	3B	HR	B/AVG.
	5.31	7-9	16	0	2	139.0	141	95	82	73	100	18	4	9	.265

MONTH-BY-MONTH BATTING

	AVG.	GP	AB	R	H	2B	3B	HR	RBI	TB	SLG%	BB	HP	SO	GDP	OB%	SF	SH	SB-ATT
February	.242	8	265	32	64	11	2	1	26	82	.309	21	9	70	0	.316	2	8	5-10
March	.390	18	610	107	177	28	6	8	92	241	.395	41	19	133	5	.351	6	21	30-32
April	.315	18	638	132	201	44	9	12	117	299	.469	49	20	96	2	.378	7	13	30-40
May	.297	14	462	80	137	23	2	7	67	185	.400	31	9	88	4	.350	3	11	22-30

MONTH-BY-MONTH PITCHING

	ERA	W-L	GS	CG	SV	IP	H	R	ER	BB	SO	2B	3B	HR	B/AVG.
February	5.23	3-5	8	0	2	72.1	72	48	42	35	64	13	3	5	.263
March	4.42	10-8	18	1	3	158.2	163	97	78	70	114	27	4	8	.264
April	4.09	14-4	18	3	6	163.0	145	80	74	59	134	29	6	12	.241
May	2.29	12-2	14	2	6	122.0	104	36	31	31	87	18	2	3	.231

HOME-AWAY-NEUTRAL BATTING

	AVG.	GP	AB	R	H	2B	3B	HR	RBI	TB	SLG%	BB	HP	SO	GDP	OB%	SF	SH	SB-ATT
Home	.285	28	905	156	258	44	10	16	125	370	.409	83	28	155	3	.360	9	27	30-47
Away	.295	28	1001	178	295	59	9	12	164	408	.408	57	28	217	8	.347	9	25	43-59
Neutral	.377	2	69	17	26	3	0	0	13	29	.420	2	1	15	0	.403	0	1	4-6

HOME-AWAY-NEUTRAL PITCHING

	ERA	W-L	GS	CG	SV	IP	H	R	ER	BB	SO	2B	3B	HR	B/AVG.
Home	3.10	22-6	28	2	11	258.0	208	103	89	98	199	41	4	9	.223
Away	4.87	15-13	28	4	5	242.0	262	153	131	92	187	43	11	19	.274
Neutral	2.81	2-0	2	0	1	16.0	14	5	5	5	13	3	0	0	.246

DAY-NIGHT BATTING

	AVG.	GP	AB	R	H	2B	3B	HR	RBI	TB	SLG%	BB	HP	SO	GDP	OB%	SF	SH	SB-ATT
Day	.307	29	1014	200	311	67	11	17	175	451	.445	80	31	183	4	.371	14	29	44-56
Night	.279	29	961	151	268	39	8	11	127	356	.370	62	26	204	7	.338	4	24	33-56

DAY-NIGHT PITCHING

	ERA	W-L	GS	CG	SV	IP	H	R	ER	BB	SO	2B	3B	HR	B/AVG.
Day	4.33	23-6	29	3	12	262.0	259	140	126	90	200	48	10	19	.260
Night	3.51	16-13	29	3	5	254.0	225	121	99	105	199	39	5	9	.238

**SAM HOUSTON GAME-WINNING RBI**

No.	Player (#)	Game #	Date	Opponent	Runs	Outs	Count	Inning	Final	Play
1.	Matt Broadbent (1)	6	2/26	Oklahoma	1	2	0-2	8	4-3	Single to center field
2.	Riley McKnight (1)	7	2/27	Oklahoma	1	1	2-1	3	7-2	Single to right field
3.	Bryce Johnson (1)	8	2/28	Oklahoma	1	2	1-0	11	4-3	Single to left field
4.	Andrew Fregia (1)	11	3/4	Wichita State	2	0	2-0	9	15-11	Double to right center
5.	Zach Smith (1)	13	3/6	Wichita State	1	2	3-2	1	13-8	Single through right side
6.	Barrett Koerselman (1)	17	3/13	New Orleans - 2	2	2	1-2	2	8-4	Home run to left field
7.	Hunter Hearn (1)	21	3/22	Prairie View A&M	1	1	0-0	1	16-5	Single to center field
8.	Hunter Hearn (2)	23	3/25	Nicholls	3	1	1-0	1	12-8	Home run to left center
9.	Andrew Fregia (2)	24	3/26	Nicholls	2	1	1-1	7	3-1	Triple to right center
10.	Taylor Beene (1)	25	3/28	Texas State	2	2	1-2	8	8-6	Single to right field
11.	Lance Miles (1)	27	4/1	Central Arkansas	1	1	2-2	1	2-0	Single to right field
12.	Taylor Beene (2)	28	4/2	Central Arkansas	1	1	1-1	6	6-3	Single to right field
13.	Matt Broadbent (2)	30	4/8	Stephen F. Austin	1	0	3-1	2	7-3	Triple to right center
14.	Bryce Johnson (2)	31	4/9	Stephen F. Austin	1	1	0-2	2	8-6	Double down left field line
15.	Riley McKnight (2)	35	4/15	Incarnate Word - 1	1	1	0-1	4	12-3	Fielder's choice groundout
16.	Riley McKnight (3)	36	4/15	Incarnate Word - 2	1	0	0-2	1	23-3	Triple to left center
17.	Bryce Johnson (3)	37	4/16	Incarnate Word	1	2	1-0	5	8-2	Single up the middle
18.	Clayton Harp (1)	38	4/19	Baylor	2	2	2-2	9	6-5	Single to left field
19.	Zach Smith (2)	39	4/22	Abilene Christian	1	2	3-1	7	6-3	Five-pitch walk
20.	Taylor Beene (3)	40	4/23	Abilene Christian	1	0	2-2	7	3-1	Home run to left field
21.	Lance Miles (2)	41	4/24	Abilene Christian	1	1	0-0	13	2-1	SAC fly to center field
22.	Jaxxon Grisham (1)	43	4/27	Texas Southern	2	2	1-0	2	13-0	Home run to right field
23.	Clayton Harp (2)	44	4/27	Texas Southern	2	1	2-2	1	10-3	Double to right field
24.	Lance Miles (3)	46	5/4	Texas Southern	1	1	0-2	1	5-0	Double down left field line
25.	Bryce Johnson (4)	47	5/6	A&M-Corpus Christi	1	0	2-2	3	6-1	Double down left field line
26.	Andrew Fregia (3)	49	5/8	A&M-Corpus Christi	1	0	2-1	6	5-3	Home run to right center
27.	Zach Smith (3)	51	5/14	Lamar	2	1	2-1	3	9-4	Single through right side
28.	Andrew Fregia (4)	52	5/15	Lamar	3	2	2-2	1	7-4	Home run to left field
29.	Robie Rojas (1)	53	5/17	Texas A&M	1	0	1-1	2	5-0	Single to left field
30.	Bryce Johnson (5)	54	5/20	Houston Baptist	1	1	0-0	5	6-3	Groundout to second base
31.	Zach Smith (4)	56	5/21	Houston Baptist	1	1	3-0	9	5-4	Bases-loaded walk
32.	Riley McKnight (4)	57	5/25	Stephen F. Austin	2	2	1-2	7	5-3	Bunt single to third
33.	Zach Smith (5)	58	5/26	Central Arkansas	1	1	0-0	1	12-2	Single up the middle

**GAME-WINNING RBI  
(7th inning or Later)**

Andrew Fregia - 2  
 Taylor Beene - 2  
 Zach Smith - 2  
 Riley McKnight - 1  
 Matt Broadbent - 1  
 Bryce Johnson - 1  
 Clayton Harp - 1  
 Lance Miles - 1

**WALK-OFF GAME-WINNING RBI**

Bryce Johnson - 1  
 Lance Miles - 1  
 Zach Smith - 1

**GAME-WINNING RBI:**

Bryce Johnson - 5  
 Zach Smith - 5  
 Andrew Fregia - 4  
 Riley McKnight - 4  
 Taylor Beene - 3  
 Lance Miles - 3  
 Matt Broadbent - 2  
 Hunter Hearn - 2  
 Clayton Harp - 2  
 Robie Rojas - 1  
 Jaxxon Grisham - 1  
 Barrett Koerselman - 1

**Sam Houston Home Run Tracker**

No.	Player	Pitcher	Opponent (Date)	Inning	Situation
1	Matt Broadbent	Alec Hansen	Oklahoma (Feb. 28)	4th	0 on, 0 outs
2	Zach Smith	Zach Esquivel	Rice (March 2)	8th	0 on, 1 out
3	Robie Rojas	Daniel Martinez	UNO (March 12)	9th	1 on, 1 out
4	Zach Smith	Riley Hodge	UNO (March 13)	3rd	0 on, 0 outs
5	Barrett Koerselman	Jordan Priddle	UNO (March 13)	2nd	1 on, 2 outs
6	Robie Rojas	Keaton Brewer	UNO (March 13)	9th	1 on, 2 outs
7	Josh Biles	Alex Richardson	Prairie View A&M (March 22)	1st	1 on, 2 outs
8	Hunter Hearn	Daniel Goff	Nicholls (March 25)	1st	2 on, 1 out
9	Andrew Fregia	Hunter Speer	Nicholls (March 25)	5th	3 on, 0 outs
10	Andrew Fregia	Cody Davenport	Central Arkansas (April 2)	4th	2 on, 2 outs
11	Bryce Johnson	Austin Hagy	Stephen F. Austin (April 9)	4th	1 on, 0 outs
12	Andrew Fregia	Austin Hearn	Stephen F. Austin (April 9)	8th	0 on, 2 outs
13	Andrew Fregia	Patrick Ledet	Stephen F. Austin (April 10)	3rd	0 on, 0 outs
14	Bryce Johnson	Patrick Ledet	Stephen F. Austin (April 10)	5th	0 on, 2 outs
15	Taylor Beene	Aaron Mason	Abilene Christian (April 23)	7th	0 on, 0 outs
16	Taylor Beene	Trey Cumbie	Houston (April 26)	5th	0 on, 2 outs
17	Jaxxon Grisham	Ryan Hawkins	Texas Southern G1 (April 27)	2nd	1 on, 2 outs
18	Hunter Hearn	Ryan Hawkins	Texas Southern G1 (April 27)	4th	0 on, 1 out
19	Zach Smith	Aaron McIntyre	Texas Southern G1 (April 27)	7th	1 on, 0 outs
20	Andrew Fregia	Gerreck Jiminez	Texas Southern G2 (April 27)	1st	0 on, 0 outs
21	Zach Smith	Seth Oliver	Texas Southern G2 (April 27)	4th	1 on, 0 outs
22	Zach Smith	Devin Skapura	A&M-Corpus Christi (May 7)	9th	0 on, 0 outs
23	Andrew Fregia	Nolan Holland	A&M-Corpus Christi (May 8)	6th	0 on, 0 outs
24	Robie Rojas	Will Hibbs	Lamar (May 13)	1st	1 on, 2 outs
25	Andrew Fregia	Fernando Martinez	Lamar (May 15)	1st	2 on, 2 outs
26	Zach Smith	Tyler Ivey	Texas A&M (May 17)	3rd	1 on, 2 outs
27	Andrew Fregia	Zach Carter	Houston Baptist (May 20)	6th	1 on, 1 out
28	Zach Smith	Addison Russ	Houston Baptist (May 21)	3rd	0 on, 2 outs

**The Automated ScoreBook**  
**Overall Statistics for Sam Houston State (as of May 27, 2016)**  
**(All games Sorted by Batting avg)**

Record: 39-19 Home: 22-6 Away: 15-13 Neutral: 2-0 Conference: 24-6

Player	avg	gp-gs	ab	r	h	2b	3b	hr	rbi	tb	slg%	bb	hp	so	gdp	ob%	sf	sh	sb-att	po	a	e	fld%
44 Johnson, Bryce	.362	58-58	235	47	85	10	1	2	29	103	.438	15	8	28	1	.417	1	7	20-26	157	2	0	1.000
6 Smith, Zach	.296	57-49	206	29	61	15	0	7	39	97	.471	12	3	28	3	.341	2	0	3-6	303	22	5	.985
2 McKnight, Riley	.292	52-37	137	27	40	0	2	0	15	44	.321	9	2	30	2	.340	2	11	11-12	64	15	3	.963
5 Miles, Lance	.286	52-49	182	29	52	10	0	0	20	62	.341	12	2	20	1	.333	2	10	3-4	70	130	10	.952
9 Rojas, Robie	.280	56-50	175	24	49	12	2	3	27	74	.423	5	7	18	1	.326	0	10	6-9	332	68	8	.980
7 Fregia, Andrew	.275	55-53	204	38	56	14	7	8	35	108	.529	10	3	60	1	.318	0	2	9-12	47	133	8	.957
17 Beene, Taylor	.256	54-53	164	28	42	11	0	2	28	59	.360	13	8	38	0	.333	4	8	3-5	87	151	9	.964
-----																							
21 Manning, Miles	.500	1-0	2	1	1	0	0	0	1	1	.500	0	0	0	0	.500	0	0	0-0	2	12	1	.933
47 Harp, Clayton	.397	28-16	63	15	25	9	0	0	16	34	.540	9	1	14	0	.473	1	0	9-9	18	1	0	1.000
45 Koerselman, Barrett	.333	16-6	30	6	10	1	0	1	5	14	.467	4	2	10	0	.444	0	0	0-0	1	0	0	1.000
13 Broadbent, Matt	.321	41-26	109	14	35	4	1	1	23	44	.404	8	3	20	2	.377	2	0	1-3	37	19	2	.966
27 Rahm, Spence	.312	36-31	109	18	34	7	2	0	15	45	.413	10	6	26	0	.400	0	0	0-2	182	9	4	.979
3 Grisham, Jaxxon	.300	40-18	70	25	21	5	0	1	14	29	.414	7	4	13	0	.395	0	0	5-9	64	1	2	.970
8 Hearn, Hunter	.270	41-33	115	15	31	4	2	2	15	45	.391	6	2	20	0	.310	3	0	0-2	51	0	3	.944
42 Biles, Josh	.256	18-10	43	6	11	4	0	1	8	18	.419	5	3	15	0	.373	0	1	0-0	12	2	1	.933
23 Benjamin, Evian	.250	12-1	4	1	1	0	0	0	1	1	.250	1	0	2	0	.400	0	0	0-0	2	0	0	1.000
25 Cannon, Jordan	.239	21-11	46	12	11	0	2	0	6	15	.326	4	2	18	0	.327	0	0	1-1	61	7	3	.958
29 Odom, Mac	.186	43-14	43	11	8	0	0	0	1	8	.186	8	1	16	0	.321	1	3	5-11	25	0	1	.962
15 VanDyke, Nate	.167	12-2	18	2	3	0	0	0	3	3	.167	3	0	5	0	.286	0	1	0-0	3	7	1	.909
1 Vasquez, Jake	.150	12-5	20	3	3	0	0	0	1	3	.150	1	0	6	0	.190	0	0	1-1	4	11	3	.833
Totals	.293	58	1975	351	579	106	19	28	302	807	.409	142	57	387	11	.355	18	53	77-112	1548	658	73	.968
Opponents	.249	58	1944	261	484	87	15	28	231	685	.352	195	51	399	24	.332	12	28	30-57	1520	659	76	.966

LOB - Team (374), Opp (424). DPs turned - Team (41), Opp (31). CI - Team (3), Rojas, R. 2, Cannon, J. 1. IBB - Team (6), Johnson, B. 3, Cannon, J. 1, Hearn, H. 1, Miles, L. 1, Opp (12). Picked off - Johnson, B. 4, Grisham, J. 2, Miles, L. 2, Broadbent, M. 2, Rojas, R. 2, Vasquez, J. 1, Fregia, A. 1, Odom, M. 1, McKnight, R. 1, Beene, T. 1, Smith, Z. 1.

**(All games Sorted by Earned run avg)**

Player	era	w-l	app	gs	cg	sho	sv	ip	h	r	er	bb	so	2b	3b	hr	b/avg	wp	hp	bk	sfa	sha
15 VanDyke, Nate	0.00	0-0	1	0	0	0/0	0	0.1	1	2	0	1	0	0	0	0	.500	0	0	0	0	0
33 Odom, Sam	2.33	7-0	12	12	3	1/1	0	88.2	67	26	23	25	62	14	2	5	.212	4	6	1	2	3
24 Gossett, Riley	2.63	7-0	17	14	0	0/1	0	89.0	87	31	26	23	59	17	4	2	.255	4	5	0	1	9
10 Belton, Greg	3.02	5-1	26	4	0	0/1	13	47.2	33	16	16	16	50	3	1	3	.194	2	2	0	2	4
18 Donica, Heath	3.34	9-3	16	14	3	0/0	0	99.2	89	49	37	21	83	17	0	4	.240	4	14	0	1	2
34 Cameron, Colin	3.46	0-0	10	1	0	0/0	0	13.0	12	5	5	8	10	2	0	1	.245	3	1	1	0	1
12 Nixon, Hayden	3.51	3-2	21	1	0	0/0	0	25.2	28	11	10	8	15	4	1	3	.286	0	1	1	0	3
41 Mills, Dakota	3.69	2-1	11	3	0	0/2	0	31.2	26	14	13	14	20	5	0	1	.228	3	0	0	1	1
21 Manning, Miles	3.92	5-3	28	0	0	0/3	2	41.1	39	18	18	16	31	7	1	1	.262	3	9	0	2	3
25 Cannon, Jordan	6.00	1-0	15	0	0	0/1	1	24.0	22	17	16	13	18	2	1	1	.247	2	1	0	2	0
19 Brown, Cody	7.71	0-4	12	3	0	0/0	0	18.2	29	21	16	16	8	5	3	1	.345	2	0	0	1	1
26 Lovejoy, Dane	8.10	0-0	8	0	0	0/0	0	3.1	2	4	3	1	2	1	0	0	.182	2	3	0	0	1
27 Rahm, Spence	8.57	0-4	13	4	0	0/0	1	21.0	28	25	20	17	25	6	2	3	.308	1	3	0	0	0
37 Woyt, Austin	8.59	0-0	6	0	0	0/0	0	7.1	15	7	7	3	10	2	0	2	.395	0	4	0	0	0
30 Church, Jordan	12.46	0-1	4	2	0	0/0	0	4.1	2	6	6	9	5	1	0	0	.125	2	0	0	0	0
16 Miller, Garrett	99.00	0-0	1	0	0	0/0	0	0.1	4	9	9	4	1	1	0	1	.800	1	2	0	0	0
Totals	3.92	39-19	58	58	6	5/4	17	516.0	484	261	225	195	399	87	15	28	.249	33	51	3	12	28
Opponents	5.19	19-39	58	58	4	1/1	8	506.2	579	351	292	142	387	106	19	28	.293	44	57	7	18	53

PB - Team (9), Cannon, J. 5, Rojas, R. 4, Opp (13). Pickoffs - Team (12), Rojas, R. 5, Donica, H. 2, Manning, M. 2, Brown, C. 1, Nixon, H. 1, Rahm, S. 1, Opp (16). SBA/ATT - Rojas, R. (18-43), Cannon, J. (13-14), Donica, H. (4-9), Odom, S. (1-8), Gossett, R. (4-8), Rahm, S. (4-5), Cameron, C. (4-5), Mills, D. (1-4), Nixon, H. (2-4), Manning, M. (4-4), Brown, C. (2-3), Belton, G. (1-3), Woyt, A. (1-2), Church, J. (1-1).



**The Automated ScoreBook**  
**Conference statistics for Sam Houston State (as of May 27, 2016)**  
**(Conference games only Sorted by Batting avg)**

Record: 24-6 Home: 13-2 Away: 11-4 Conference: 24-6

Player	avg	gp-gs	ab	r	h	2b	3b	hr	rbi	tb	slg%	bb	hp	so	gdp	ob%	sf	sh	sb-att	po	a	e	fld%
44 Johnson, Bryce	.403	30-30	119	28	48	6	0	2	17	60	.504	11	6	14	0	.474	1	5	11-13	85	1	0	1.000
2 McKnight, Riley	.347	28-19	72	14	25	0	2	0	10	29	.403	5	1	11	0	.388	2	8	9-10	33	5	2	.950
5 Miles, Lance	.315	30-28	111	18	35	7	0	0	14	42	.378	6	0	9	1	.345	2	9	3-3	44	74	5	.959
9 Rojas, Robie	.297	30-27	101	17	30	7	2	3	21	50	.495	4	5	9	1	.355	0	5	3-4	191	38	3	.987
7 Fregia, Andrew	.284	29-29	109	24	31	6	6	7	27	70	.642	3	2	29	1	.316	0	1	4-6	21	79	3	.971
6 Smith, Zach	.270	30-27	111	12	30	7	0	3	23	46	.414	7	3	12	1	.325	2	0	1-2	182	9	2	.990
17 Beene, Taylor	.253	29-28	87	16	22	7	0	1	12	32	.368	7	6	16	0	.343	2	7	3-4	47	80	3	.977
-----																							
21 Manning, Miles	.500	1-0	2	1	1	0	0	0	1	1	.500	0	0	0	0	.500	0	0	0-0	2	7	0	1.000
3 Grisham, Jaxxon	.366	21-12	41	17	15	2	0	0	8	17	.415	3	1	6	0	.422	0	0	3-6	47	1	1	.980
47 Harp, Clayton	.361	16-11	36	8	13	4	0	0	6	17	.472	7	1	11	0	.467	1	0	5-5	12	1	0	1.000
13 Broadbent, Matt	.356	22-10	45	5	16	2	1	0	8	20	.444	4	0	10	2	.400	1	0	0-0	17	3	1	.952
27 Rahm, Spence	.340	16-13	50	7	17	6	0	0	7	23	.460	3	2	10	0	.400	0	0	0-1	66	2	2	.971
45 Koerselman, Barrett	.273	7-2	11	2	3	0	0	1	2	6	.545	1	1	2	0	.385	0	0	0-0	0	0	0	.000
42 Biles, Josh	.267	5-4	15	2	4	1	0	0	1	5	.333	2	0	4	0	.353	0	1	0-0	0	0	0	.000
29 Odom, Mac	.214	25-8	28	5	6	0	0	0	1	6	.214	4	0	12	0	.303	1	2	3-8	16	0	1	.941
25 Cannon, Jordan	.200	9-5	15	4	3	0	0	0	1	3	.200	1	1	6	0	.294	0	0	0-0	13	3	2	.889
8 Hearn, Hunter	.189	19-16	53	3	10	2	0	1	5	15	.283	3	1	9	0	.241	1	0	0-0	25	0	1	.962
15 VanDyke, Nate	.000	5-0	4	1	0	0	0	0	0	0	.000	2	0	2	0	.333	0	0	0-0	1	2	0	1.000
23 Benjamin, Evian	.000	2-1	1	0	0	0	0	0	0	0	.000	1	0	0	0	.500	0	0	0-0	2	0	0	1.000
Totals	.306	30	1011	184	309	57	11	18	164	442	.437	74	30	172	6	.366	13	38	45-62	815	342	32	.973
Opponents	.231	30	1009	106	233	51	6	9	94	323	.320	79	27	208	10	.303	5	15	7-20	789	351	39	.967

LOB - Team (193), Opp (214). DPs turned - Team (15), Opp (17). IBB - Team (5), Johnson, B. 3, Miles, L. 1, Hearn, H. 1, Opp (4). Picked off - Johnson, B. 2, Grisham, J. 2, Rojas, R. 1, Odom, M. 1, Beene, T. 1, Fregia, A. 1, Miles, L. 1, McKnight, R. 1.

**(Conference games only Sorted by Earned run avg)**

Player	era	w-l	app	gs	cg	sho	sv	ip	h	r	er	bb	so	2b	3b	hr	b/avg	wp	hp	bk	sfa	sha
34 Cameron, Colin	0.00	0-0	1	0	0	0/0	0	1.0	1	0	0	0	0	0	0	0	.250	0	0	1	0	0
37 Woyt, Austin	0.00	0-0	1	0	0	0/0	0	0.0	0	0	0	0	0	0	0	0		0	2	0	0	0
26 Lovejoy, Dane	0.00	0-0	1	0	0	0/0	0	0.0	0	0	0	1	0	0	0	0		0	0	0	0	0
10 Belton, Greg	1.19	3-0	17	1	0	0/0	11	30.1	20	4	4	8	33	3	1	1	.183	1	2	0	0	1
33 Odom, Sam	1.73	5-0	8	8	3	1/0	0	62.1	46	14	12	16	42	12	1	2	.208	2	6	1	2	3
12 Nixon, Hayden	2.45	3-0	10	0	0	0/0	0	14.2	11	4	4	4	12	2	0	1	.212	0	1	0	0	1
24 Gossett, Riley	3.03	4-0	11	10	0	0/0	0	62.1	59	25	21	15	38	13	4	2	.247	4	4	0	1	7
18 Donica, Heath	3.34	6-2	10	10	3	0/0	0	70.0	66	36	26	16	59	11	0	2	.250	4	7	0	0	2
21 Manning, Miles	3.52	2-2	12	0	0	0/0	1	15.1	11	6	6	7	13	4	0	1	.204	0	4	0	1	1
41 Mills, Dakota	3.86	0-0	1	1	0	0/0	0	4.2	3	2	2	1	3	2	0	0	.176	2	0	0	0	0
19 Brown, Cody	9.00	0-0	2	0	0	0/0	0	1.0	3	2	1	0	1	2	0	0	.375	1	0	0	0	0
25 Cannon, Jordan	10.57	1-0	7	0	0	0/0	0	7.2	10	9	9	6	6	1	0	0	.313	0	1	0	1	0
27 Rahm, Spence	15.43	0-2	3	0	0	0/0	0	2.1	3	4	4	5	1	1	0	0	.333	0	0	0	0	0
Totals	2.95	24-6	30	30	6	1/0	12	271.2	233	106	89	79	208	51	6	9	.231	14	27	2	5	15
Opponents	5.54	6-24	30	30	4	0/0	3	263.0	309	184	162	74	172	57	11	18	.306	21	30	5	13	38

PB - Team (4), Cannon, J. 3, Rojas, R. 1, Opp (3). Pickoffs - Team (5), Donica, H. 2, Rojas, R. 2, Manning, M. 1, Opp (10). SBA/ATT - Rojas, R. (6-19), Odom, S. (1-6), Donica, H. (2-6), Gossett, R. (2-3), Cannon, J. (2-2), Belton, G. (1-1), Rahm, S. (0-1), Nixon, H. (0-1), Mills, D. (0-1).

## STARTERS SUMMARY

Player	GS	Position											Batting Order								
		p	c	1b	2b	3b	ss	lf	cf	rf	of	dh	1st	2nd	3rd	4th	5th	6th	7th	8th	9th
44 Johnson, Bryce	58	.	.	.	.	.	.	.	58	.	.	.	46	6	6	.	.	.	.	.	.
17 Beene, Taylor	53	.	.	.	1	4	48	.	.	.	.	.	4	.	.	.	1	1	7	23	17
7 Fregia, Andrew	53	.	.	.	.	41	9	3	.	.	.	.	6	3	2	6	8	1	1	4	22
9 Rojas, Robie	50	.	50	.	.	.	.	.	.	.	.	.	.	.	.	4	2	14	17	12	1
5 Miles, Lance	49	.	.	.	48	.	1	.	.	.	.	.	.	8	15	7	5	1	2	6	5
6 Smith, Zach	49	.	.	27	.	.	.	19	.	.	.	3	.	.	24	20	4	1	.	.	.
2 McKnight, Riley	37	.	.	.	6	.	.	.	.	31	.	.	2	29	.	.	.	.	.	1	5
27 Rahm, Spence	35	4	.	20	.	.	.	1	.	.	.	10	.	.	.	3	11	5	10	2	.
8 Hearn, Hunter	33	.	.	.	.	.	.	7	.	22	.	4	.	.	1	6	11	7	7	1	.
13 Broadbent, Mat	26	.	.	4	.	9	.	.	.	.	.	13	.	.	10	6	5	4	1	.	.
3 Grisham, Jaxxo	18	.	.	6	.	.	.	1	.	.	.	11	.	1	.	.	2	8	4	3	.
47 Harp, Clayton	16	.	.	.	.	.	.	14	.	.	.	2	.	1	.	4	4	6	.	1	.
18 Donica, Heath	14	14	.	.	.	.	.	.	.	.	.	.	.	.	.	.	.	.	.	.	.
24 Gossett, Riley	14	14	.	.	.	.	.	.	.	.	.	.	.	.	.	.	.	.	.	.	.
29 Odom, Mac	14	.	.	.	.	.	.	10	.	4	.	.	.	8	.	.	.	.	.	.	6
33 Odom, Sam	12	12	.	.	.	.	.	.	.	.	.	.	.	.	.	.	.	.	.	.	.
25 Cannon, Jorda	11	.	8	.	.	.	.	.	.	1	.	2	.	.	.	.	1	5	5	.	.
42 Biles, Josh	10	.	.	1	.	.	.	2	.	.	.	7	.	.	.	.	3	4	2	1	.
45 Koerselman, B	6	.	.	.	.	.	.	.	.	.	.	6	.	.	.	2	1	1	2	.	.
1 Vasquez, Jake	5	.	.	.	1	4	.	.	.	.	.	.	.	.	.	.	.	.	.	4	1
10 Belton, Greg	4	4	.	.	.	.	.	.	.	.	.	.	.	.	.	.	.	.	.	.	.
19 Brown, Cody	3	3	.	.	.	.	.	.	.	.	.	.	.	.	.	.	.	.	.	.	.
41 Mills, Dakota	3	3	.	.	.	.	.	.	.	.	.	.	.	.	.	.	.	.	.	.	.
30 Church, Jordan	2	2	.	.	.	.	.	.	.	.	.	.	.	.	.	.	.	.	.	.	.
15 VanDyke, Nate	2	.	.	.	2	.	.	.	.	.	.	.	.	2	.	.	.	.	.	.	.
23 Benjamin, Evia	1	.	.	.	.	.	.	1	.	.	.	.	.	.	.	.	.	.	.	.	1
34 Cameron, Colin	1	1	.	.	.	.	.	.	.	.	.	.	.	.	.	.	.	.	.	.	.
12 Nixon, Hayden	1	1	.	.	.	.	.	.	.	.	.	.	.	.	.	.	.	.	.	.	.

## 2016 SAM HOUSTON BASEBALL STARTING LINEUP BY POSITION (TEAM W-L RECORD WHEN STARTER)

## PITCHER:

18 Donica, Heath (10-4)  
 24 Gossett, Riley (13-1)  
 27 Rahm, Spence (2-2)  
 10 Belton, Greg (2-2)  
 41 Mills, Dakota (3-0)  
 30 Church, Jordan (0-2)  
 12 Nixon, Hayden (0-1)  
 34 Cameron, Colin (0-1)

## CATCHER:

9 Rojas, Robie (33-17)  
 25 Cannon, Jordan (6-2)

## DESIGNATED HITTER:

13 Broadbent, Matt (6-7)  
 27 Rahm, Spence (8-2)  
 3 Grisham, Jaxxon (10-1)  
 42 Biles, Josh (4-3)  
 45 Koerselman, Barrett (4-2)  
 8 Hearn, Hunter (2-2)  
 6 Smith, Zach (1-2)  
 47 Harp, Clayton (2-0)  
 25 Cannon, Jordan (2-0)

## FIRST BASE:

6 Smith, Zach (22-5)  
 27 Rahm, Spence (9-11)  
 3 Grisham, Jaxxon (4-2)  
 13 Broadbent, Matt (4-0)  
 42 Biles, Josh (0-1)

## SECOND BASE:

5 Miles, Lance (32-16)  
 2 McKnight, Riley (4-2)  
 15 Van Dyke (2-0)  
 17 Beene, Taylor (1-0)

## THIRD BASE:

7 Fregia, Andrew (34-7)  
 13 Broadbent, Matt (3-6)  
 17 Beene, Taylor (0-4)

## SHORTSTOP:

17 Beene, Taylor (36-12)  
 7 Fregia, Andrew (2-7)  
 5 Miles, Lance (1-0)

## LEFT FIELD:

6 Smith, Zach (10-9)  
 47 Harp, Clayton (13-1)  
 29 Odom, Mac (6-4)  
 8 Hearn, Hunter (5-2)  
 7 Fregia, Andrew (1-2)  
 42 Biles, Josh (2-0)  
 3 Grisham, Jaxxon (0-1)  
 27 Rahm, Spence (1-0)

## CENTER FIELD:

44 Johnson, Bryce (39-19)

## RIGHT FIELD:

2 McKnight, Riley (21-10)  
 8 Hearn, Hunter (15-7)  
 29 Odom, Mac (3-1)  
 25 Cannon, Jordan (0-1)

The Automated ScoreBook  
Overall Statistics for Sam Houston State (as of May 27, 2016)  
(2016 vs. Central Arkansas Sorted by Batting avg)

Record: 4-0 Home: 3-0 Away: 0-0 Neutral: 1-0 Conference: 3-0

Player	avg	gp-gs	ab	r	h	2b	3b	hr	rbi	tb	slg%	bb	bp	so	gdp	ob%	sf	sh	sb-att	po	a	e	fld%
7 Fregia, Andrew	.571	4-4	14	3	8	3	0	1	7	14	1.000	0	0	3	0	.571	0	1	1-1	4	12	0	1.000
17 Beene, Taylor	.417	4-4	12	4	5	0	0	0	4	5	.417	1	1	0	0	.500	0	1	0-1	7	7	0	1.000
44 Johnson, Bryce	.400	4-4	15	2	6	0	0	0	2	6	.400	2	0	3	0	.444	1	1	1-3	15	0	0	1.000
2 McKnight, Riley	.300	4-3	10	3	3	0	0	0	2	3	.300	2	1	1	0	.462	0	2	2-2	4	1	0	1.000
5 Miles, Lance	.273	4-3	11	1	3	0	0	0	1	3	.273	1	0	3	0	.333	0	1	0-0	2	13	1	.938
9 Rojas, Robie	.250	4-4	12	5	3	1	1	0	2	6	.500	2	0	0	0	.357	0	2	0-0	24	9	0	1.000
6 Smith, Zach	.188	4-4	16	0	3	0	0	0	1	3	.188	1	0	3	0	.235	0	0	0-0	36	2	0	1.000
8 Hearn, Hunter	.083	4-4	12	1	1	0	0	0	0	1	.083	1	0	2	0	.154	0	0	0-0	0	0	0	.000
3 Grisham, Jaxxon	1.000	1-1	2	4	2	1	0	0	0	3	1.500	1	1	0	0	1.000	0	0	1-1	0	0	0	.000
47 Harp, Clayton	.600	1-1	5	2	3	1	0	0	1	4	.800	0	0	2	0	.600	0	0	2-2	2	0	0	1.000
13 Broadbent, Matt	.571	2-1	7	2	4	1	0	0	2	5	.714	0	0	0	0	.571	0	0	0-0	5	1	0	1.000
27 Rahm, Spence	.500	1-1	4	2	2	0	0	0	1	2	.500	0	0	0	0	.500	0	0	0-0	0	0	0	.000
29 Odom, Mac	.000	3-1	3	0	0	0	0	0	0	0	.000	1	0	1	0	.250	0	0	0-0	0	0	0	.000
25 Cannon, Jordan	.000	1-1	2	0	0	0	0	0	0	0	.000	0	0	2	0	.000	0	0	0-0	0	0	0	.000
Totals	.344	4	125	29	43	7	1	1	23	55	.440	12	3	20	0	.411	1	8	7-10	102	49	1	.993
Opponents	.240	4	125	12	30	5	0	0	12	35	.280	10	6	24	2	.326	0	2	1-4	93	43	7	.951

LOB - Team (27), Opp (29). DPs turned - Team (2), Opp (1). IBB - Team (1), Hearn, H. 1. Picked off - Odom, M. 1, Fregia, A.

1.

(2016 vs. Central Arkansas Sorted by Earned run avg)

Player	era	w-l	app	gs	cq	sho	sv	ip	h	r	er	bb	so	2b	3b	hr	b/avg	wp	hp	bk	sfa	sha
33 Odom, Sam	0.00	1-0	1	1	1	1/0	0	9.0	4	0	0	0	2	7	1	0	.129	1	1	0	0	0
27 Rahm, Spence	0.00	0-0	1	0	0	0/0	0	0.2	0	0	0	0	0	0	0	0	.000	0	0	0	0	0
21 Manning, Miles	0.00	0-0	2	0	0	0/0	0	0.2	0	0	0	0	1	1	0	0	.000	0	1	0	0	0
12 Nixon, Hayden	2.25	1-0	3	0	0	0/0	0	4.0	4	1	1	1	2	1	0	0	.267	0	0	0	0	0
18 Donica, Heath	3.86	1-0	1	1	0	0/0	0	7.0	5	3	3	3	4	1	0	0	.217	0	2	0	0	0
10 Belton, Greg	4.50	0-0	2	0	0	0/0	2	2.0	2	1	1	1	1	1	0	0	.250	0	0	0	0	0
24 Gossett, Riley	5.91	1-0	2	2	0	0/0	0	10.2	15	7	7	4	9	1	0	0	.341	0	2	0	0	2
Totals	3.18	4-0	4	4	1	1/0	2	34.0	30	12	12	10	24	5	0	0	.240	1	6	0	0	2
Opponents	6.97	0-4	4	4	1	0/0	0	31.0	43	29	24	12	20	7	1	1	.344	5	3	0	1	8

PB - Team (0), Opp (1). Pickoffs - Team (1), Rojas, R. 1, Opp (2). SBA/ATT - Rojas, R. (1-4), Donica, H. (0-2), Gossett, R. (1-1), Odom, S. (0-1).

The Automated ScoreBook  
Overall Statistics for Sam Houston State (as of May 27, 2016)  
(2016 Southland Conference Tournament Sorted by Batting avg)

Record: 2-0 Home: 0-0 Away: 0-0 Neutral: 2-0 Conference: 0-0

Player	avg	gp-gs	ab	r	h	2b	3b	hr	rbi	tb	slg%	bb	bp	so	gdp	ob%	sf	sh	sb-att	po	a	e	fld%
47 Harp, Clayton	.600	2-1	5	2	3	1	0	0	1	4	.800	0	0	2	0	.600	0	0	2-2	2	0	0	1.000
2 McKnight, Riley	.500	2-1	4	2	2	0	0	0	1	2	.500	1	0	1	0	.600	0	0	0-0	0	0	0	.000
7 Fregia, Andrew	.375	2-2	8	2	3	1	0	0	2	4	.500	0	0	4	0	.375	0	0	1-1	1	6	0	1.000
5 Miles, Lance	.375	2-2	8	0	3	0	0	0	1	3	.375	0	0	2	0	.375	0	0	0-0	4	7	1	.917
17 Beene, Taylor	.375	2-2	8	2	3	0	0	0	4	3	.375	0	0	1	0	.375	0	0	0-0	3	6	0	1.000
6 Smith, Zach	.375	2-2	8	1	3	0	0	0	1	3	.375	0	0	2	0	.375	0	0	0-0	22	1	0	1.000
8 Hearn, Hunter	.286	2-2	7	0	2	0	0	0	0	2	.286	0	0	1	0	.286	0	0	0-0	0	0	0	.000
9 Rojas, Robie	.286	2-2	7	2	2	0	0	0	2	2	.286	0	0	0	0	.286	0	1	0-0	11	5	0	1.000
44 Johnson, Bryce	.222	2-2	9	1	2	0	0	0	1	2	.222	0	0	2	0	.222	0	0	0-2	3	0	0	1.000
3 Grisham, Jaxxon	1.000	2-1	2	5	2	1	0	0	0	3	1.500	1	1	0	0	1.000	0	0	1-1	0	0	0	.000
27 Rahm, Spence	1.000	1-0	1	0	1	0	0	0	0	1	1.000	0	0	0	0	1.000	0	0	0-0	0	0	0	.000
29 Odom, Mac	.000	1-1	2	0	0	0	0	0	0	0	.000	0	0	0	0	.000	0	0	0-0	1	0	0	1.000
Totals	.377	2	69	17	26	3	0	0	13	29	.420	2	1	15	0	.403	0	1	4-6	48	26	1	.987
Opponents	.246	2	57	5	14	3	0	0	3	17	.298	5	3	13	3	.338	0	0	0-1	45	10	5	.917

LOB - Team (11), Opp (12). DPs turned - Team (4).

(2016 Southland Conference Tournament Sorted by Earned run avg)

Player	era	w-l	app	gs	cq	sho	sv	ip	h	r	er	bb	so	2b	3b	hr	b/avg	wp	hp	bk	sfa	sha
21 Manning, Miles	0.00	0-0	1	0	0	0/0	0	0.1	0	0	0	0	0	0	0	0	.000	0	1	0	0	0
24 Gossett, Riley	1.50	1-0	1	1	0	0/0	0	6.0	6	1	1	2	5	1	0	0	.261	0	0	0	0	0
18 Donica, Heath	2.57	1-0	1	1	0	0/0	0	7.0	5	2	2	0	8	1	0	0	.208	0	2	0	0	0
10 Belton, Greg	4.50	0-0	1	0	0	0/0	1	2.0	2	1	1	2	0	0	0	0	.333	0	0	0	0	0
12 Nixon, Hayden	13.50	0-0	1	0	0	0/0	0	0.2	1	1	1	1	0	1	0	0	.333	0	0	0	0	0
Totals	2.81	2-0	2	2	0	0/0	1	16.0	14	5	5	5	13	3	0	0	.246	0	3	0	0	0
Opponents	7.20	0-2	2	2	0	0/0	0	15.0	26	17	12	2	15	3	0	0	.377	1	1	0	0	1

PB - Team (0), Opp (1). SBA/ATT - Belton, G. (0-1), Rojas, R. (0-1).

The Automated ScoreBook  
Sam Houston State vs Central Arkansas  
May 26, 2016 at Sugar Land, Texas (Constellation Field)

Sam Houston State 12 (39-19)

Central Arkansas 2 (29-26)

Player	ab	r	h	rbi	bb	so	po	a	lob	Player	ab	r	h	rbi	bb	so	po	a	lob
Johnson, Bryce cf	5	0	1	0	2	1	0	0	0	Langley, Tyler cf	3	0	1	1	1	1	1	1	0
Harp, Clayton lf	5	2	3	1	0	2	0	1	0	Balisterri, Brooks ss	4	0	1	0	0	2	0	2	0
Miles, Lance 2b	4	0	2	0	0	1	5	0	0	Townsend, Chris dh	1	0	0	0	0	0	0	0	0
Smith, Zach 1b	4	0	1	1	0	2	11	0	2	White, Austin ph/dh	2	0	0	0	0	1	0	0	3
Hearn, Hunter rf	3	0	0	0	1	0	0	1	0	Richardson, Jacob ph	0	0	0	0	0	0	0	0	0
McKnight, Riley rf	0	1	0	0	1	0	0	0	1	Montalvo, Brandon lf	4	1	2	0	0	0	3	0	2
Grisham, Jaxxon dh	2	4	2	0	1	0	0	0	0	Anderson, Matt 2b	3	0	0	0	0	0	1	0	0
Fregia, Andrew 3b	4	2	3	2	0	1	4	0	0	Preston, Logan 3b	3	0	2	1	0	0	3	0	0
Rojas, Robie c	3	2	1	2	0	0	5	1	0	Strong, Hunter 1b	3	0	0	0	0	0	1	3	0
Beene, Taylor ss	4	1	2	3	0	0	1	1	1	McCarty, Justin c	0	0	0	0	1	0	2	1	0
Gossett, Riley p	0	0	0	0	0	0	0	0	0	Hancock, William c	2	0	1	0	0	0	6	2	0
Nixon, Hayden p	0	0	0	0	0	0	0	0	0	Hau, Michael rf	2	0	0	0	0	0	2	0	2
Manning, Miles p	0	0	0	0	0	0	0	0	0	Davenport, Cody ph	0	1	0	0	1	0	0	0	0
Totals	34	12	15	9	2	9	21	11	5	Tice, Ty p	0	0	0	0	0	0	0	0	0

Score by Innings	1	2	3	4	5	6	7	R	H	E
Sam Houston State	1	5	2	0	1	0	3	12	15	1
Central Arkansas	0	1	0	0	0	0	1	2	7	3

E - Miles, L.(10); Balisterri(10); McCarty, J.(5); Tice, T.(3). DP - SHSU 2. LOB - SHSU 5; UCA 8. 2B - Harp, C.(9); Grisham, J.(5); Fregia, A.(14); Langley, T.(11); Montalvo, B.(11). HBP - Grisham, J.; Richardson. SH - Rojas, R.(10). SB - Harp, C. 2(9); Grisham, J.(5); Fregia, A.(9). CS - Johnson, S. 2(6).

Sam Houston State	ip	h	r	er	bb	so	ab	bf	np	Central Arkansas	ip	h	r	er	bb	so	ab	bf	np
Gossett, Riley	6.0	6	1	1	2	5	23	25	88	Tice, Ty	1.1	5	5	4	0	1	8	10	30
Nixon, Hayden	0.2	1	1	1	1	0	3	4	20	Gilmore, Connor	1.2	2	3	1	1	1	7	8	28
Manning, Miles	0.1	0	0	0	0	0	1	2	3	Durham, Chris	1.0	1	0	0	0	1	4	4	19
										Echols, Riley	1.0	2	1	1	0	1	5	5	26
										Kemmerer, Andrew	1.0	2	0	0	0	2	4	4	20
										Murray, Jacob	1.0	3	3	3	1	3	6	7	25







JORDAN CHURCH • RHP • Round Rock, Texas

## Season Highs

Innings Pitched: 2.2, vs. Texas Tech (2/24/16)

Hits: 2, vs. Texas Tech (2/24/16)

Strikeouts: 4, vs. Texas Tech (2/24/16)

Walks: 4, vs. Texas Tech (2/24/16)

Runs: 4, vs. Rice (3/2/16)

Earned Runs: 4, vs. Rice (3/2/16)

Home Runs: N/A

Pitches: 84, vs. Texas Tech (2/24/16)

## Career Highs

Innings Pitched: 5.0 at Texas (4/14/15)

Hits: 4 vs. Houston Baptist (5/23/15)

Strikeouts: 4, 2x (last vs. Texas Tech 2/24/16)

Walks: 4, vs. Texas Tech (2/24/16)

Runs: 4, 3x (last vs. Rice 3/2/16)

Earned Runs: 4, 3x (last vs. Rice 3/2/16)

Home Runs: 1 at Abilene Christian (4/19/15)

#30 Church, Jordan - 4 appearances (All games)																			
Date	Opponent	GS	IP	H	R	ER	BB	SO	2B	3B	HR	WP	BK	HBP	IBB	Score	W-L	Sv	ERA
Feb 24	TEXAS TECH	*	2.2	2	2	2	4	4	1	0	0	2	0	0	0	6-11	0-0	0	6.75
Mar 02	RICE	*	0.1	0	1	4	4	0	0	0	0	0	0	0	0	3-8	0-1	0	18.00
Mar 05	at Wichita State	*	0.0	0	0	0	1	0	0	0	0	0	0	0	0	0-2	0-1	0	18.00
Apr 13	at Texas Tech-2	*	1.1	0	0	0	1	0	0	0	0	0	0	0	0	3-20	0-1	0	12.46
Totals		2	4.1	2	6	6	9	5	1	0	0	2	0	0	0	12-41	0-1	0	12.46

HEATH DONICA • RHP • Corsicana, Texas

## Pitching Season/Career Highs

Innings Pitched: 9.0, 2x (last at Incarnate Word 4/15/16)

Hits: 10, 2x (last vs. Stephen F. Austin 4/9/16)

Strikeouts: 9, at Incarnate Word (4/15/16)

Walks: 3, at New Orleans (3/13/16)

Runs: 7, at UNO (3/13/16)

Earned Runs: 6, at Lamar (4/13/16)

Home Runs: 1, 4x (last at Lamar 4/13/16)

Pitches: 116, vs. Northwestern State (3/19/16)

#18 Donica, Heath - 16 appearances (All games)																						
Date	Opponent	GS	IP	H	R	ER	BB	SO	2B	3B	HR	WP	BK	HBP	IBB	Score	W-L	Sv	ERA	NP		
Feb 20	at Louisiana	*	4.1	4	4	3	1	3	2	0	1	0	0	1	0	2-6	0-0	0	6.23	94		
Feb 24	TEXAS TECH	*	1.1	3	2	2	1	1	1	0	0	0	0	0	1	0	6-11	0-0	0	7.94		
Feb 27	OKLAHOMA	*	5.0	2	2	2	2	2	1	0	1	0	0	0	1	0	7-2	1-0	0	5.91	67	
Mar 05	at Wichita State	*	7.0	6	2	2	1	8	1	0	0	0	0	0	0	0	2	1-1	0	4.58	113	
Mar 13	at New Orleans	*	6.0	7	7	3	3	7	2	0	1	1	0	0	0	0	6-7	1-2	0	4.56	116	
Mar 19	NORTHWESTERN ST	*	9.0	2	1	1	2	3	1	0	0	0	0	0	0	2	2-1	2-2	0	3.58	116	
Mar 25	at Nicholls	*	5.0	10	6	4	2	2	1	0	0	0	0	0	0	0	12-9	3-2	0	4.06	92	
Apr 02	CENTRAL ARKANSAS	*	7.0	5	3	3	1	4	1	0	0	0	0	0	0	2	0	4-2	0	4.03	104	
Apr 09	STEPHEN F. AUSTIN	*	6.2	10	5	4	2	8	2	0	0	1	0	0	0	0	8-6	5-2	0	4.21	103	
Apr 15	at Incarnate Word-2	*	9.0	6	3	3	2	9	1	0	0	0	0	0	0	0	23-3	6-2	0	4.03	95	
Apr 23	ABILENE CHRISTIAN	*	7.2	5	1	0	0	7	0	0	0	0	0	0	0	0	3-1	7-2	0	3.57	104	
Apr 27	TEXAS SOUTHERN	*	5.0	3	1	0	0	2	0	0	0	0	0	0	0	2	10-3	8-2	0	3.33	53	
May 07	at A&M-Corpus Christi	*	8.0	4	2	0	2	6	0	0	0	0	0	0	0	1	0	1-2	8-3	0	3.00	115
May 13	at Lamar	*	6.0	8	2	2	1	5	2	0	1	1	0	0	0	0	8-9	8-3	0	3.41	104	
May 20	HOUSTON BAPTIST-1	*	5.2	8	2	2	1	5	1	0	0	1	0	0	0	0	6-3	8-3	0	3.40	96	
May 25	vs Stephen F. Austin	*	7.0	5	2	2	0	8	1	0	0	0	0	0	0	0	5-3	9-3	0	3.34	97	
Totals		14	99.2	69	49	37	21	83	17	0	4	4	0	14	0	105-70	9-3	0	3.34	97		

ANDREW FREGIA • INF • Liberty, Texas

## Season Highs/Career Highs

At-Bats: 6, at Wichita State (3/6/16)

Hits: 3, 3x (last vs. Central Arkansas 5/26/16)

Runs Scored: 3, 2x (last at Incarnate Word (4/15/16)

RBI: 4, at Nicholls (3/25/16)

Stolen Bases: 1, 9x (last vs. Central Arkansas 5/26/16)

Walks: 2, vs. Oklahoma (2/27/16)

Home Runs: 1, 8x (last vs. Houston Baptist 5/20/16)

#7 Fregia, Andrew - 55 games (All games)																				
Date	Opponent	Pos	AB	R	H	RBI	2B	3B	HR	BB	SB	CS	HBP	SAC	SF	GDP	K	PO	A	
Feb 19	at Louisiana	*of/3b	4	0	1	0	0	0	0	0	0	0	0	0	0	0	0	1	3	
Feb 20	at Louisiana	*3b	4	1	1	0	0	0	0	0	0	0	0	0	0	0	3	1	4	
Feb 21	at Louisiana	*3b/ss	3	0	0	0	0	0	0	1	1	0	0	0	0	0	0	1	3	
Feb 23	UTSA	*of/3b	4	1	0	0	0	0	0	0	0	0	0	0	0	0	3	0	0	
Feb 26	OKLAHOMA	*of	4	1	0	0	0	0	0	0	0	0	0	0	0	0	0	1	2	
Feb 27	OKLAHOMA	*3b	2	3	2	0	1	0	0	2	1	0	0	0	0	0	0	1	4	
Feb 28	OKLAHOMA	*3b	4	0	0	0	0	0	0	0	0	0	0	0	0	0	4	2	0	
Mar 02	RICE	*ss	5	0	0	0	0	0	0	0	0	0	0	0	0	0	0	2	2	
Mar 04	at Wichita State	*ph/ss	3	0	1	0	2	1	0	0	0	0	0	0	0	0	0	1	2	
Mar 05	at Wichita State	*ss	4	0	1	0	0	0	0	0	0	0	0	0	0	0	0	1	3	
Mar 06	at Wichita State	*ss	6	0	1	0	0	0	0	0	0	0	0	0	0	0	2	0	1	
Mar 08	at Texas	*ss	3	0	1	0	0	0	0	0	0	0	0	0	0	0	1	1	4	
Mar 12	at New Orleans	*ss	4	0	1	0	0	0	0	0	0	0	0	0	0	0	3	0	3	
Mar 13	at New Orleans	*ss	2	0	0	0	0	0	0	0	0	0	0	0	0	0	2	2	3	
Mar 18	NORTHWESTERN ST	*3b	4	1	1	2	0	1	0	0	0	0	0	0	0	0	0	1	4	
Mar 19	NORTHWESTERN ST	*3b	4	0	0	0	0	0	0	0	0	0	0	0	0	0	0	2	0	
Mar 20	NORTHWESTERN ST	*3b	3	0	0	0	0	0	0	0	0	0	0	0	0	0	0	1	5	
Mar 22	PRAIRIE VIEW A&M	*ss	4	1	2	0	0	0	0	0	0	0	0	0	0	0	1	1	4	
Mar 24	at Nicholls	*3b	4	0	1	0	0	0	0	0	0	0	0	0	0	0	2	1	4	
Mar 25	at Nicholls	*3b	5	2	1	4	0	0	1	0	1	0	0	0	0	0	2	1	1	
Mar 26	at Nicholls	*3b	4	1	1	2	0	1	0	0	0	0	0	0	0	0	1	1	0	
Mar 28	TEXAS STATE	*3b	4	0	0	0	0	0	0	0	0	0	0	0	0	0	0	3	0	
Mar 29	at Rice	*3b	0	0	0	0	0	0	0	0	0	0	0	0	0	0	0	1	0	
Apr 01	CENTRAL ARKANSAS	*3b	3	0	1	0	0	0	0	0	0	0	0	0	0	0	0	1	2	
Apr 02	CENTRAL ARKANSAS	*3b	4	1	0	3	1	0	0	0	0	0	0	0	0	0	1	3	4	
Apr 03	CENTRAL ARKANSAS	*3b	3	0	2	2	1	0	0	0	0	0	0	0	0	0	0	0	2	
Apr 08	STEPHEN F. AUSTIN	*3b/ss	4	0	0	0	0	0	0	0	0	0	0	0	0	0	2	0	1	
Apr 09	STEPHEN F. AUSTIN	*3b/ss	4	2	1	0	0	0	0	0	0	0	0	0	0	0	0	1	2	
Apr 10	STEPHEN F. AUSTIN	*ss/3b	4	1	1	0	0	0	0	0	0	0	0	0	0	0	0	0	2	
Apr 13	at Texas Tech-1	*3b/ss	3	0	0	0	0	0	0	0	0	0	0	0	0	0	0	1	3	
Apr 13	at Texas Tech-2	*ss	4	0	1	0	0	0	0	0	0	0	0	0	0	0	2	1	2	
Apr 15	at Incarnate Word-1	*3b	5	3	3	2	1	0	1	0	0	0	0	0	0	0	1	1	0	
Apr 15	at Incarnate Word-2	*3b	4	0	0	0	0	0	0	0	0	0	0	0	0	0	0	1	0	
Apr 16	at Incarnate Word	*3b	4	1	1	0	0	0	0	0	0	0	0	0	0	0	1	0	4	
Apr 19	at Baylor	*3b	4	0	2	1	2	0	0	0	0	0	0	0	0	0	1	0	1	
Apr 22	ABILENE CHRISTIAN	*3b	3	1	0	0	0	0	0	0	0	0	0	0	0	0	0	1	0	
Apr 23	ABILENE CHRISTIAN	*3b	3	0	1	0	1	0	0	0	0	0	0	0	0	0	0	0	4	
Apr 24	ABILENE CHRISTIAN	*3b	5	1	0	0	0	0	0	0	0	0	0	0	0	0	0	0	2	
Apr 26	at Houston	*3b	4	0	0	0	0	0	0	0	0	0	0	0	0	0	0	1	0	
Apr 27	TEXAS SOUTHERN	*3b	4	0	1	0	0	0	0	0	0	0	0	0	0	0	0	1	4	
Apr 27	TEXAS SOUTHERN	*3b	5	1	2	1	0	0	1	0	0	0	0	0	0	0	0	0	3	
May 03	HOUSTON	*3b	4	1	2	0	1	0	0	0	0	0	0	0	0	0	0	1	0	
May 04	TEXAS SOUTHERN	*3b	4	1	1	1	0	0	0	0	0	0	0	0	0	0	0	1	1	
May 06	at A&M-Corpus Christi	*3b	5	1	1	1	0	0	0	0	0	0	0	0	0	0	0	1	2	
May 07	at A&M-Corpus Christi	*3b	4	0	0	0	0	0	0	0	0	0	0	0	0	0	0	1	0	
May 08	at A&M-Corpus Christi	*3b	4	1	1	0	0	0	0	0	0	0	0	0	0	0	0	0	2	
May 13	at Lamar	*3b	4	2	2	1	1	0	0	0	0	0	0	0	0	0	0	1	3	
May 14	at Lamar	*3b	4	2	1	0	0	0	0	0	0	0	0	0	0	0	0	2	4	
May 15	at Lamar	*3b	4	1	1	3	0	0	0	0	0	0	0	0	0	0	0	0	3	
May 17	at Texas A&M	*3b	4	1	3	0	0	0	0	0	0	0	0	0	0	0	0	0	1	
May 20	HOUSTON BAPTIST-1	*3b	2	1	1	2	0	0	1	0	0	0	0	0	0	0	0	1	2	
May 20	HOUSTON BAPTIST-2	*3b	4	0	0	0	0	0	0	0	0	0	0	0	0	0	0	0	0	
May 21	HOUSTON BAPTIST-1	*3b	4	0	0	0	0	0	0	0	0	0	0	0	0	0	2	0	0	
May 21	HOUSTON BAPTIST-2	*3b	4	0	0	0	0	0	0	0	0	0	0	0	0	0	3	1	2	
May 25	vs Stephen F. Austin	*3b	4	0	0	0	0	0	0	0	0	0	0	0	0	0	0	0	0	
May 26	vs Central Arkansas	*3b	4	0	0	0	0	0	0	0	0	0	0	0	0	0	0	0	0	
			534cs	204	38	56	35	14	7	8	10	9	3	2	0	0	60	47	133	8



JAXXON GRISHAM • OF • College Station, Texas

### Season Highs/Career Highs

At-Bats: 4, 4x (last vs. Abilene Christian 4/22/16)

Hits: 3, at Incarnate Word (4/16/16)

Runs Scored: 4, vs. Central Arkansas (5/26/16)

RBI: 3, at Lamar (5/14/16)

Stolen Bases: 2, at Incarnate Word (4/16/16)

Walks: 1, 7x (last vs. Central Arkansas 5/26/16)

Home Runs: 1, vs. Texas Southern (4/27/16)

[illegible]

On base pct. .395 • Slugging pct. .414

CLAYTON HARP • OF • El Campo, Texas

Season Highs/Career Highs

At-Bats: 7, at Incarnate Word (4/15/16)

Hits: 7, at Incarnate Word (4/15/16)

Runs Scored: 4, at Incarnate Word (4/15/16)

RBI: 5, at Incarnate Word (4/15/16)

Stolen Bases: 2, 2x (last vs. Central Arkansas 5/26/16)

Walks: 3, vs. Houston Baptist (5/21/16)

Home Runs: N/A

Date	Opponent	Pts	Abs	RBI	H	B	R	E	SF	GDP	K	PO	A	E	Avg
Feb 23	UTSA	"of"	AB	1	0	0	0	0	0	0	0	0	0	0	.000
Mar 02	RICE	"ph"	1	0	0	0	0	0	0	0	0	0	0	0	.000
Mar 04	at Wichita State	"of"	0	0	0	0	0	0	0	0	0	0	0	0	.000
Mar 07	at Wichita State	"ph"	0	0	0	0	0	0	0	0	0	0	0	0	.000
Mar 22	PRAIRIE VIEW A&M	"of"	2	0	0	0	0	0	0	0	0	0	1	0	.000
Apr 09	STEPHEN F. AUSTIN	"dh"	3	0	1	1	0	0	0	1	0	2	0	0	.125
Apr 16	STEPHEN F. AUSTIN	"pr"	2	0	0	0	0	0	0	0	0	0	0	0	.000
Apr 13	at Texas Tech-1	"ph/of"	24	0	0	1	0	0	0	0	0	0	0	0	.100
Apr 15	at Incarnate Word-1	"ph/of"	0	1	0	0	0	0	0	0	0	0	1	0	.100
Apr 15	at Incarnate Word-2	"ph/of"	0	1	0	0	0	0	0	0	0	0	0	0	.471
Apr 16	at Incarnate Word	"of"	4	0	1	0	0	0	0	0	0	0	1	0	.029
Apr 19	at Baylor	"of"	4	1	2	2	1	0	0	0	0	0	0	0	.440
Apr 22	ABILENE CHRISTIAN	"of"	3	0	0	0	0	0	0	0	0	0	0	0	.114
Apr 23	ABILENE CHRISTIAN	"of"	3	0	0	0	0	0	1	0	0	0	1	0	.075
Apr 24	ABILENE CHRISTIAN	"ph/of"	1	0	0	0	0	1	0	0	0	0	1	0	.364
Apr 27	Texas Southern	"of"	3	0	0	0	0	0	0	0	0	0	0	0	.432
Apr 28	Texas Southern	"of"	4	1	3	2	2	0	0	0	0	0	2	0	.416
May 04	Texas Southern	"of"	3	0	2	1	0	0	0	1	0	0	0	1	.430
May 06	at ASM-Corpus Christi	"dh"	3	0	0	0	0	0	0	0	3	0	0	0	.422
May 07	at ASM-Corpus Christi	"of"	3	0	0	0	0	0	0	0	0	0	0	0	.392
May 13	at Lamar	"ph/of"	1	0	0	0	0	0	0	0	0	1	1	0	.392
May 14	at Lamar	"of"	2	0	0	0	0	0	0	0	0	0	0	0	.396
May 15	at Lamar	"of"	1	0	0	0	0	0	0	0	0	0	0	0	.396
May 20	HOUSTON BAPTIST-1	"of"	3	1	1	0	1	0	0	0	0	0	4	1	.386
May 20	HOUSTON BAPTIST-2	"of"	0	0	0	0	0	0	0	0	0	0	0	0	.386
May 21	HOUSTON BAPTIST-3	"of"	0	0	0	0	0	0	0	0	0	0	0	0	.379
May 25	vs Stephen F. Austin	"of"	0	0	0	0	0	0	0	0	0	0	0	0	.379
May 25	vs Central Arkansas	"of"	10	6	3	12	7	6	1	0	0	0	12	16	.387

On base pct. .473 • Slugging pct. .540

HUNTER HEARN • OF • Crosby, Texas

Season Highs/Career Highs

At-Bats: 5, 2x (last vs. Prairie View A&M 3/22/16)

Hits: 4, at Wichita State (3/4/16)

Runs Scored: 5, vs. Prairie View A&M 3/22/16)

RBI: 3, at Nicholls (3/25/16)

Stolen Bases: N/A

Walks: 1, 6x (last at Texas Tech 4/13/16)

Home Runs: 1, 2x (last vs. Texas Southern 4/27/16)

[illegible]

On base pct. .310 • Slugging pct. .391

**BRYCE JOHNSON • OF • Cypress, Texas****Season Highs**

At-Bats: 6, 3x (last at Wichita State 3/6/16)

Hits: 3, 5x (last at Lamar 5/13/16)

Runs Scored: 3, 2x (last at Incarnate Word 4/15/16)

RBI: 3, vs. Stephen F. Austin (4/9/16)

Stolen Bases: 2, 2x (last at UNO 3/13/16)

Walks: 2, vs. Texas Southern (5/4/16)

Home Runs: 1, 2x (last vs. Stephen F. Austin 4/10/16)

**Career Highs**

At-Bats: 6, 4x last at Wichita State (3/6/16)

Hits: 3, 8x (last at Lamar 5/13/16)

Runs Scored: 3, 2x (last at Incarnate Word (4/15/16)

RBI: 3, 2x (last vs. Stephen F. Austin 4/9/16)

Stolen Bases: 2, 4x (last at UNO 3/13/16)

Walks: 2, 4x (last vs. Texas Southern 5/4/16)

Home Runs: 1, 3x (last vs. Stephen F. Austin 4/10/16)

#44 Johnson, Bryce - 58 games (All games)

Date	Opponent	Pos	AB	R	H	RBI	2B	3B	HR	BB	SB	CS	HBP	SAC	SF	GDP	K	PO	A	E	Avg	
Feb 19	at Louisiana	*of	4	1	1	0	0	0	0	0	0	0	0	0	0	0	0	3	0	0	.250	
Feb 20	at Louisiana	*of	4	0	1	0	0	0	0	0	0	0	0	0	0	0	0	1	0	0	.250	
Feb 21	at Louisiana	*of	3	0	1	1	0	0	0	0	0	0	0	0	0	0	0	6	0	0	.273	
Feb 23	UTSA	*of	5	0	2	1	0	0	0	0	0	0	0	0	0	0	1	3	0	0	.312	
Feb 24	TEXAS TECH	*of	5	0	1	3	0	0	0	0	0	0	0	0	0	0	0	3	3	0	.300	
Feb 26	OKLAHOMA	*of	3	0	1	0	0	0	0	0	0	0	0	0	0	0	0	2	0	0	.375	
Feb 27	OKLAHOMA	*of	5	1	1	1	0	0	0	0	0	0	0	0	0	0	0	2	0	0	.345	
Feb 28	OKLAHOMA	*of	6	1	3	1	0	0	0	0	0	0	0	0	0	0	0	0	1	0	.371	
Mar 01	BAYLOR	*of	3	0	0	0	0	0	0	0	0	0	0	0	0	0	0	6	0	0	.342	
Mar 02	RICE	*of	5	0	2	0	0	0	0	0	0	0	0	0	0	0	0	3	0	0	.349	
Mar 04	at Wichita State	*of	6	3	2	1	0	0	0	0	0	0	0	0	0	0	0	2	3	0	.347	
Mar 05	at Wichita State	*of	4	0	2	0	0	0	0	0	0	0	0	0	0	0	0	1	1	0	.358	
Mar 06	at Wichita State	*of	6	2	2	1	0	0	0	0	0	0	0	0	0	0	0	1	3	0	.356	
Mar 08	at Texas	*of	3	0	1	0	0	0	0	0	0	0	0	0	0	0	0	3	0	0	.355	
Mar 12	at New Orleans	*of	5	1	2	0	0	0	0	0	0	0	0	0	0	0	0	1	3	0	.358	
Mar 13	at New Orleans	*of	4	2	2	0	0	0	0	0	0	0	0	0	0	0	0	0	0	0	.366	
Mar 13	at New Orleans-2	*of	3	1	1	0	0	0	0	0	0	0	0	0	0	0	0	1	1	0	.365	
Mar 18	NORTHWESTERN ST	*of	3	1	1	0	0	0	0	0	0	0	0	0	0	0	0	1	1	0	.364	
Mar 19	NORTHWESTERN ST	*of	3	0	0	3	0	0	0	0	0	0	0	0	0	0	0	0	0	0	.387	
Mar 20	NORTHWESTERN ST	*of	3	0	0	0	0	0	0	0	0	0	0	0	0	0	0	5	0	0	.373	
Mar 22	PRAIRIE VIEW A&M	*of	3	2	2	2	0	0	0	0	0	0	0	0	0	0	0	0	0	0	.384	
Mar 24	at Nicholls	*of	4	2	1	0	0	0	0	0	0	0	0	0	0	0	0	0	1	0	.378	
Mar 25	at Nicholls	*of	4	2	1	1	0	0	0	0	0	0	0	0	0	0	0	0	1	0	.372	
Mar 26	at Nicholls	*of	4	0	1	1	0	0	0	0	0	0	0	0	0	0	0	0	1	0	.367	
Mar 28	TEXAS STATE	*of	3	2	2	0	0	0	0	0	0	0	0	0	0	0	0	1	2	0	.376	
Mar 29	at Rice	*of	3	1	2	0	0	0	0	0	0	0	0	0	0	0	0	1	3	0	.371	
Apr 01	CENTRAL ARKANSAS	*of	2	1	1	0	0	0	0	0	0	0	0	0	0	0	0	0	2	0	.374	
Apr 02	CENTRAL ARKANSAS	*of	3	0	2	0	0	0	0	0	0	0	0	0	0	0	0	0	8	0	.375	
Apr 03	CENTRAL ARKANSAS	*of	3	1	1	1	0	0	0	0	0	0	0	0	0	0	0	0	0	0	.383	
Apr 08	STEPHEN F. AUSTIN	*of	5	1	1	1	0	0	0	0	0	0	0	0	0	0	0	6	1	0	.375	
Apr 09	STEPHEN F. AUSTIN	*of	4	2	3	3	1	0	1	1	0	0	0	0	0	0	0	0	2	0	.387	
Apr 10	STEPHEN F. AUSTIN	*of	4	2	3	1	0	0	0	0	0	0	0	0	0	0	0	0	0	0	.388	
Apr 13	at Texas Tech	*of	4	0	0	0	0	0	0	0	0	0	0	0	0	0	0	3	0	0	.376	
Apr 13	at Texas Tech-2	*of	4	0	0	0	0	0	0	0	0	0	0	0	0	0	0	0	1	2	.365	
Apr 15	at Incarnate Word-1	*of	4	1	1	0	0	0	0	0	0	0	0	0	0	0	0	0	2	0	.362	
Apr 15	at Incarnate Word-2	*of	3	3	2	1	0	0	0	0	0	0	0	0	0	0	0	0	0	0	.368	
Apr 16	at Incarnate Word	*of	5	0	2	1	0	0	0	0	0	0	0	0	0	0	0	0	2	1	.369	
Apr 19	at Baylor	*of	5	1	2	0	0	0	0	0	0	0	0	0	0	0	0	0	4	0	.370	
Apr 22	ABILENE CHRISTIAN	*of	4	0	0	0	0	0	0	0	0	0	0	0	0	0	0	2	0	0	.376	
Apr 23	ABILENE CHRISTIAN	*of	4	0	0	0	0	0	0	0	0	0	0	0	0	0	0	0	2	0	.366	
Apr 24	ABILENE CHRISTIAN	*of	5	1	3	0	0	0	0	0	0	0	0	0	0	0	0	0	1	8	.373	
Apr 26	at Houston	*of	4	1	1	1	0	0	0	0	0	0	0	0	0	0	0	0	1	0	.371	
Apr 27	TEXAS SOUTHERN	*of	3	0	1	1	0	0	0	0	0	0	0	0	0	0	0	0	1	0	.370	
Apr 27	TEXAS SOUTHERN	*of	4	1	2	0	0	0	0	0	0	0	0	0	0	0	0	0	0	2	.373	
May 03	HOUSTON	*of	2	0	0	0	0	0	0	0	0	0	0	0	0	0	0	0	3	0	.366	
May 04	TEXAS SOUTHERN	*of	4	0	0	0	0	0	0	0	0	0	0	0	0	0	0	0	0	3	.370	
May 06	at A&M-Corpus Christi	*of	4	2	2	1	1	0	0	0	0	0	0	0	0	0	0	0	6	0	.369	
May 07	at A&M-Corpus Christi	*of	4	0	2	0	0	0	0	0	0	0	0	0	0	0	0	0	0	0	.372	
May 08	at A&M-Corpus Christi	*of	4	0	0	0	0	0	0	0	0	0	0	0	0	0	0	0	0	0	.364	
May 13	at Lamar	*of	5	1	3	1	0	0	0	0	0	0	0	0	0	0	0	0	0	1	.370	
May 14	at Lamar	*of	5	1	1	0	0	0	0	0	0	0	0	0	0	0	0	0	2	3	.366	
May 15	at Lamar	*of	5	1	1	0	0	0	0	0	0	0	0	0	0	0	0	0	0	3	.367	
May 17	at Texas A&M	*of	5	1	1	0	0	0	0	0	0	0	0	0	0	0	0	0	0	3	.363	
May 20	HOUSTON BAPTIST-1	*of	4	0	2	1	0	0	0	0	0	0	0	0	0	0	0	0	1	1	.365	
May 20	HOUSTON BAPTIST-2	*of	3	0	1	0	0	0	0	0	0	0	0	0	0	0	0	0	0	1	.365	
May 21	HOUSTON BAPTIST	*of	4	1	0	2	0	0	0	0	0	0	0	0	0	0	0	0	6	0	.367	
May 25	vs Stephen F. Austin	*of	4	0	1	1	0	0	0	0	0	0	0	0	0	0	0	0	2	0	.365	
May 26	vs Central Arkansas	*of	5	0	1	0	0	0	0	0	0	0	0	0	0	0	0	0	1	0	.362	
Totals			58gs	235	47	85	29	10	1	2	15	20	6	8	7	1	1	28	157	2	0	.362

On base pct. .417 • Slugging pct. .438

**BARRETT KOERSELMAN • OF • Huntsville, Texas****Season Highs/Career Highs**

At-Bats: 4, 2x (last at Texas Tech 4/13/16)

Hits: 2, 3x (last vs. Prairie View A&amp;M 3/22/16)

Runs Scored: 2, vs. Prairie View A&amp;M (3/22/16)

RBI: 2, 3x (last at Incarnate Word (4/15/16)

Stolen Bases: N/A

Walks: 2, vs. Texas State (3/28/16)

Home Runs: 1, at UNO (3/13/16)

#45 Koerselman, Barrett - 16 games (All games)

Date	Opponent	Pos	AB	R	H	RBI	2B	3B	HR	BB	SB	CS	HBP	SAC	SF	GDP	K	PO	A	E	Avg
Feb 21	at Louisiana	ph1b	1	0	0	0	0	0	0	0	0	0	0	0	0	0	0	0	0	0	.000
Mar 06	at Wichita State	ph1b	2	0	1	0	0	0	0	0	0	0	0	0	0	0	0	1	0	0	.333
Mar 08	at Texas	ph	3	1	2	0	0	0	0	0	0	0	0	0	0	0	1	0	0	0	.500
Mar 12	at New Orleans	ph	4	0	1	0	0	0	0	0	0	0	0	0	0	0	0	0	0	0	.429
Mar 13	at New Orleans-2	ph	1	0	2	0	0	0	0	0	0	0	0	0	0	0	0	0	0	0	.455
Mar 18	NORTHWESTERN ST	ph	1	0	0	0	0	0	0	0	0	0	0	0	0	0	0	0	0	0	.417
Mar 19	NORTHWESTERN ST	ph	2	0	0	0	0	0	0	0	0	0	0	0	0	0	0	0	0	0	.357
Mar 22	PRAIRIE VIEW A&M	ph	3	2	2	0	0	0	0	0	0	0	0	0	0	0	0	0	0	0	.412
Mar 26	at Nicholls	ph	1	0	0	0	0	0	0	0	0	0	0	0	0	0	0	0	0	0	.389
Mar 28	TEXAS STATE	ph	2	0	0	0	0	0	0	0	0	0	0	0	0	0	0	2	0	0	.350
Apr 10	STEPHEN F. AUSTIN	pr1b	0	0	0	0	0	0	0	0	0	0	0	0	0	0	0	0	0	0	.350
Apr 13	at Texas Tech-2	ph	4	0	1	2	1	0	0	0	0	0	0	0	0	0	0	0	1	0	.333
Apr 15	at Incarnate Word-2	ph1b	2	1	1	0	0	0	0	0	0	0	0	0	0	0	0	0	0	0	.346
Apr 19	at Baylor	ph	1	0	0	0	0	0	0	0	0	0	0	0	0	0	0	0	0	0	.333
Apr 26	at Houston	ph	1	1	1	0	0	0	0	0	0	0	0	0	0	0	0	0	0	0	.357
Apr 27	TEXAS SOUTHERN	ph1b	2	0	0	0	0	0	0	0	0	0	0	0	0	0	0	0	0	0	.333
		SOS	30	6	10	5	0	0	4	0	0	0	0	0	0	0	0	10	0	0	.333

RILEY MCKNIGHT • INF • Spring, Texas

## Season Highs/Career Highs

At-Bats: 5, 6x (last at Texas A&M 5/17/16)

Hits: 4, at Incarnate Word (4/16/16)

Runs Scored: 2, 3x (last vs. Texas Southern 4/27/16)

RBI: 2, 4x (last at Incarnate Word 4/15/16)

Stolen Bases: 3, at Incarnate Word (4/15/16)

Walks: 1, 9x (last vs. Central Arkansas 5/26/16)

Home Runs: N/A

#2 McKnight, Riley - 52 games (All games)																						
Date	Opponent	Pos	AB	R	H	RBI	2B	3B	HR	BB	SB	CS	HBP	SAC	SF	GDP	K	PO	A	E	AVG	
Feb 19	at Louisiana	*of	3	0	0	0	0	0	0	0	0	0	0	0	0	0	1	1	0	0	.000	
Feb 20	at Louisiana	*of	3	0	0	0	0	0	0	0	0	0	0	0	0	0	1	1	0	0	.000	
Feb 21	at Louisiana	*of/2b	3	0	0	0	0	0	0	0	0	0	0	0	0	0	0	3	1	0	.000	
Feb 23	ATSA	*of/2b	3	0	0	0	0	0	0	0	0	0	0	0	0	0	0	0	0	0	.000	
Feb 26	OKLAHOMA	*of	3	1	0	0	0	0	1	1	0	0	0	0	0	0	2	2	0	0	.062	
Feb 27	OKLAHOMA	*of	3	1	3	2	0	0	0	1	0	0	0	0	0	0	0	1	0	0	.211	
Feb 28	OKLAHOMA	*of	3	0	0	0	0	0	0	0	0	0	0	0	0	0	0	2	0	0	.000	
Mar 01	BAYLOR	*of	3	0	0	0	0	0	0	0	0	0	0	0	0	0	0	2	0	0	.000	
Mar 04	at Wichita State	pr/2b	2	2	1	1	0	0	0	0	0	0	0	0	0	0	0	3	1	0	.246	
Mar 05	at Wichita State	*2b	2	1	0	0	0	0	0	0	0	0	0	0	0	0	2	0	1	0	.221	
Mar 06	at Wichita State	*of	3	0	0	0	0	0	0	0	0	0	0	0	0	0	0	0	0	0	.000	
Mar 08	at Texas	*2b	3	0	0	0	0	0	0	0	0	0	0	1	0	0	2	1	2	1	.223	
Mar 12	at New Orleans	pr/2b	0	0	0	0	0	0	0	0	0	0	0	0	0	0	0	1	0	0	.000	
Mar 13	at New Orleans	pr	0	0	0	0	0	0	0	0	0	0	0	0	0	0	0	0	0	0	.000	
Mar 13	at New Orleans 2	pr	0	0	0	0	0	0	0	0	0	0	0	0	0	0	0	0	0	0	.000	
Mar 18	NORTHWESTERN ST	*of	4	0	2	0	0	0	0	0	2	0	0	0	0	0	0	1	0	0	.250	
Mar 19	NORTHWESTERN ST	*of	2	0	1	0	0	0	0	0	0	0	0	2	0	0	0	2	0	1	.262	
Mar 20	NORTHWESTERN ST	*of	3	0	0	0	0	0	0	0	0	0	0	0	0	0	0	0	0	0	.000	
Mar 24	at Nicholls	*3b	3	1	2	0	0	0	0	0	0	0	1	0	0	0	1	0	0	0	.322	
Mar 25	at Nicholls	*2b	1	1	0	0	0	0	1	0	0	0	0	1	0	0	1	2	2	1	.286	
Mar 26	at Nicholls	*pr/of	4	0	0	0	0	0	0	0	0	0	0	0	0	0	0	0	0	0	.000	
Mar 27	TEXAS STATE	*2b	4	0	0	0	0	0	0	0	0	0	0	0	0	0	0	4	3	0	.263	
Apr 01	CENTRAL ARKANSAS	*2b	2	0	1	0	0	0	1	2	0	0	0	1	0	0	0	1	0	0	.291	
Apr 02	CENTRAL ARKANSAS	*of	4	1	1	0	0	0	0	0	0	0	0	0	0	0	0	1	0	0	.288	
Apr 03	CENTRAL ARKANSAS	*2b/of	1	1	2	0	0	0	0	0	0	0	0	0	0	0	1	2	0	0	.333	
Apr 08	STEPHEN F. AUSTIN	*of	5	1	1	0	0	0	0	0	0	0	0	0	0	0	1	2	0	0	.279	
Apr 09	STEPHEN F. AUSTIN	*2b/of	5	0	0	0	0	0	0	0	0	0	0	0	0	0	1	1	2	0	.260	
Apr 13	at Texas Tech-1	*of	5	0	0	0	0	0	0	0	0	0	0	0	0	0	1	0	0	0	.244	
Apr 13	at Texas Tech-2	*of	2	0	0	0	0	0	0	0	0	0	0	0	0	0	1	2	0	0	.244	
Apr 15	at Incarnate Word-1	*of	5	1	3	2	0	0	0	1	3	0	0	0	0	0	1	2	0	0	.265	
Apr 15	at Incarnate Word-2	*of	5	0	2	4	0	1	0	0	0	0	0	0	0	0	0	4	0	0	.287	
Apr 19	at Incarnate Word	*of	3	0	0	0	0	0	1	0	0	0	0	0	0	0	2	0	0	0	.267	
Apr 19	at Baylor	*of	3	0	0	0	0	0	0	0	0	0	0	0	0	0	2	0	0	0	.287	
Apr 22	ABILENE CHRISTIAN	*of	3	0	0	0	0	0	0	0	0	0	0	0	0	0	0	0	0	0	.278	
Apr 23	ABILENE CHRISTIAN	*of	3	0	0	0	0	0	0	0	0	0	0	0	0	0	0	0	0	0	.278	
Apr 24	ABILENE CHRISTIAN	pr/of	0	0	0	0	0	0	0	0	0	0	0	0	0	0	0	0	0	0	.000	
Apr 27	at Houston	*of	3	0	0	0	0	0	0	0	0	0	0	0	0	0	0	2	0	0	.279	
Apr 27	TEXAS SOUTHERN	pr/2b	1	1	0	0	0	0	0	0	0	0	0	0	0	0	0	0	1	0	.286	
Apr 27	TEXAS SOUTHERN	ph/2b	1	1	1	0	0	0	0	0	0	0	0	0	0	0	0	0	1	0	.282	
May 03	HOUSTON	*of	3	1	1	0	0	0	0	0	0	0	0	0	0	0	0	1	1	0	.294	
May 04	TEXAS SOUTHERN	pr/of	3	1	1	0	0	0	0	0	0	0	0	0	0	0	0	2	0	0	.294	
May 06	at A&M-Corpus Christi	*of	3	0	0	0	0	0	0	0	0	0	0	0	0	0	0	0	0	0	.000	
May 07	at A&M-Corpus Christi	ph	1	0	0	0	0	0	0	0	0	0	0	0	0	0	0	0	0	0	.000	
May 08	at A&M-Corpus Christi	*of	4	1	2	0	0	0	1	0	0	0	0	0	0	0	1	3	0	0	.298	
May 13	at Lamar	*of	3	0	0	0	0	0	0	0	0	0	0	0	0	0	0	0	0	0	.000	
May 14	at Lamar	ph/of	1	0	0	0	0	0	0	0	0	0	0	1	0	0	0	0	0	0	.301	
May 15	at Lamar	*of	2	1	1	0	0	0	0	0	0	0	0	0	0	0	0	0	0	0	.304	
May 17	at Texas A&M	*of	5	0	0	0	0	0	0	0	0	0	0	0	0	0	2	0	0	0	.282	
May 20	HOUSTON BAPTIST-1	*of	3	0	0	0	0	0	0	0	0	0	0	0	0	0	0	0	0	0	.000	
May 20	HOUSTON BAPTIST-2	*of	2	0	0	0	0	0	0	0	0	0	0	1	0	0	0	2	0	0	.286	
May 25	vs Stephen F. Austin	*of	4	1	2	0	0	0	0	0	0	0	0	0	0	0	0	1	0	0	.292	
May 26	vs Central Arkansas	*of	3	0	0	0	0	0	0	0	0	0	0	0	0	0	0	0	0	0	.000	
			37/95	137	27	40	15	0	2	0	9	11	1	2	11	2	2	30	64	15	3	.292

On base pct. .340 • Slugging pct. .321

LANCE MILES • INF • The Woodlands, Texas

### Season Highs/Career Highs

At-Bats: 5, 9x (last at Texas A&M 5/17/16)

Hits: 3, 3x (last at Incarnate Word 4/15/16)

Runs Scored: 2, 4x (last at Incarnate Word 4/16/16)

RBI: 3, at Incarnate Word (4/15/16)

Stolen Bases: 1, 3x (last at Lamar 5/15/16)

Walks: 2, vs. Texas Southern (4/27/16)

Home Runs: N/A

#5 Miles, Lance - 52 games (All games)																						
Date	Opponent	Pos	AB	R	H	BI	2B	3B	HR	BB	SB	CS	HBP	SAC	OF	GO	P	KO	A	E	Avg	
Feb 19	at Louisiana	2b	3	0	0	0	0	0	0	0	0	0	0	0	0	0	1	2	3	0	143	
Feb 20	at Louisiana	2b	3	0	0	0	0	0	0	0	0	0	0	0	0	0	0	2	0	0	250	
Feb 21	at Louisiana	2b	1	1	0	0	0	0	0	0	0	0	0	0	0	0	0	0	0	0	125	
Feb 23	UTS	2b	3	1	0	0	0	0	0	0	0	0	0	0	0	0	0	0	0	0	111	
Feb 24	TEXAS TECH	2b	4	1	2	0	0	0	0	0	0	0	0	0	0	0	0	2	2	1	231	
Feb 26	OKLAHOMA	2b	2	0	0	0	0	0	1	0	0	0	0	0	0	0	1	1	6	0	200	
Feb 26	OKLAHOMA	2b	3	0	0	0	0	0	0	1	0	0	0	0	0	0	0	0	0	0	167	
Feb 28	OKLAHOMA	2b	4	0	0	0	0	0	1	0	0	0	0	0	0	0	0	2	6	3	200	
Mar 01	BAYLOR	2b	3	0	0	0	0	0	0	0	0	0	0	0	0	0	2	1	0	0	156	
Mar 04	at Wichita State	ph	1	0	1	1	0	0	0	0	0	0	0	0	0	0	0	0	0	0	120	
Mar 12	at New Orleans	2b	3	0	0	0	0	0	0	0	0	0	0	0	0	0	0	0	0	0	207	
Mar 13	at New Orleans	2b	5	1	2	0	0	0	0	0	0	1	0	0	0	0	1	1	2	1	229	
Mar 13	at New Orleans-2	2b	3	0	1	1	2	0	0	0	0	0	0	1	0	0	0	3	4	0	237	
Mar 13	NORTHWESTERN ST	2b	3	0	0	0	0	0	0	0	0	0	0	0	0	0	0	0	0	0	239	
Mar 19	NORTHWESTERN ST	2b	4	0	1	0	0	0	0	0	0	0	0	0	0	0	0	2	3	0	239	
Mar 20	NORTHWESTERN ST	2b	2	0	0	0	0	0	0	0	0	0	0	1	0	0	1	1	0	0	229	
Mar 24	at Nicholls	2b	3	0	0	0	0	0	0	0	0	0	0	1	0	0	0	4	2	2	216	
Mar 25	at Nicholls	2b	3	0	0	0	0	0	0	0	0	0	0	0	0	0	0	0	0	0	216	
Mar 26	at Nicholls	2b	5	0	1	0	0	0	0	0	0	0	0	0	0	0	0	2	4	0	228	
Mar 29	at Rice	2b	4	1	2	1	1	0	0	0	0	0	0	1	0	0	0	2	5	0	246	
Apr 01	CENTRAL ARKANSAS	2b	4	0	0	0	0	0	0	0	0	0	0	0	0	0	0	0	0	0	246	
Apr 02	CENTRAL ARKANSAS	2b	2	1	0	0	0	0	0	1	0	0	0	0	0	1	0	1	3	0	239	
Apr 03	CENTRAL ARKANSAS	2b	1	1	0	0	0	0	0	0	0	0	0	0	0	0	0	0	2	0	235	
Apr 08	STEPHEN F. AUSTIN	2b	4	1	0	2	0	0	0	0	0	0	0	0	0	0	0	2	0	0	268	
Apr 09	STEPHEN F. AUSTIN	ss/2b	4	1	0	1	2	0	0	0	0	0	0	0	0	0	0	2	0	0	278	
Apr 10	STEPHEN F. AUSTIN	2b	4	1	1	1	1	0	0	0	0	0	0	0	0	0	0	2	4	0	278	
Apr 13	at Texas Tech-1	2b	3	2	2	0	1	0	0	0	0	0	0	0	0	0	0	2	3	0	273	
Apr 13	at Texas Tech-2	2b	3	0	0	0	0	0	0	0	0	0	0	0	0	0	0	0	0	0	293	
Apr 15	at Incarnate Word-1	2b	5	0	3	3	2	0	0	0	0	0	0	0	0	0	1	1	6	3	317	
Apr 15	at Incarnate Word-2	2b	5	0	2	3	1	1	0	0	0	0	0	0	0	0	1	0	0	0	292	
Apr 16	at Incarnate Word	2b	5	0	2	0	0	0	0	0	0	0	0	0	0	0	0	3	2	0	311	
Apr 19	at Baylor	2b	5	0	2	0	1	0	0	0	0	0	0	0	0	0	0	3	2	0	302	
Apr 22	ABILENE CHRISTIAN	2b	4	0	0	0	0	0	0	0	0	0	0	0	0	0	0	0	1	0	291	
Apr 23	ABILENE CHRISTIAN	2b	3	1	1	0	0	0	0	0	0	0	0	1	0	0	0	0	0	0	292	
Apr 24	ABILENE CHRISTIAN	2b	3	0	1	0	0	0	0	0	0	0	0	0	0	0	0	0	2	0	289	
Apr 26	at Houston	2b	4	1	1	0	0	0	0	0	0	0	0	0	0	0	0	1	3	1	287	
Apr 27	TEXAS SOUTHERN	2b	2	1	0	0	0	0	0	2	0	0	0	0	0	0	0	1	2	0	262	
Apr 28	TEXAS SOUTHERN	2b	4	1	1	0	0	0	0	0	0	0	0	0	0	0	0	0	0	0	285	
May 03	HOUSTON	2b	4	1	1	0	0	0	0	0	0	0	0	0	0	0	0	0	1	0	295	
May 04	TEXAS SOUTHERN	2b	4	1	2	1	1	0	0	0	0	0	0	0	0	0	0	1	5	0	291	
May 06	at ASM-Corpus Christi	2b	4	1	1	0	0	0	0	0	0	0	0	0	0	0	0	3	3	0	290	
May 07	at ASM-Corpus Christi	2b	4	0	0	0	0	0	0	0	0	0	0	0	0	0	0	0	0	0	291	
May 08	at ASM-Corpus Christi	2b	3	1	1	0	0	0	0	0	0	0	0	2	0	0	0	0	4	0	292	
May 13	at Lamar	2b	5	1	1	1	0	0	0	0	0	0	0	0	0	0	0	1	3	3	289	
May 14	at Lamar	2b	4	0	1	1	0	0	0	0	0	0	0	0	0	0	0	0	0	0	289	
May 15	at Lamar	2b	4	1	2	0	0	0	0	1	0	0	0	0	0	0	0	0	0	5	0	293
May 17	at Texas A&M	2b	5	0	1	0	0	0	0	0	0	0	0	0	0	0	2	1	4	0	290	
May 20	HOUSTON BAPTIST-1	2b	4	0	0	0	0	0	0	0	0	0	0	0	0	0	0	0	0	0	285	
May 20	HOUSTON BAPTIST-2	2b	4	0	0	0	0	0	0	0	0	0	0	0	0	0	0	0	6	1	285	
May 21	HOUSTON BAPTIST-3	2b	4	1	1	0	0	0	0	1	0	0	0	0	0	0	0	1	2	1	282	
May 25	vs Stephen F. Austin	2b	4	0	0	0	0	0	0	0	0	0	0	0	0	0	0	1	3	2	261	
May 26	vs Central Arkansas	2b	4	0	0	0	0	0	0	0	0	0	0	0	0	0	0	0	0	0	261	
			49gs	182	29	52	20	10	0	12	3	0	2	0	2	0	20	70	130	10	288	

On base pct. .333 • Slugging pct. .341

GARRETT MILLER • LHP • Friendswood, Texas

## Pitching Season/Career Highs

Innings Pitched: 0.1, at Texas Tech (4/13/16)

Hits: 4, at Texas Tech (4/13/16)

Strikeouts: 1, at Texas Tech (4/13/16)

Walks: 4, at Texas Tech (4/13/16)

Runs: 9, at Texas Tech (4/13/16)

Earned Runs: 9, at Texas Tech (4/13/16)

Home Runs: 1, at Texas (3/8/16)

Pitches: 58, at Texas Tech (4/13/16)

		#16 Miller, Garrett - 1 appearance (All games)																		
Date	Opponent	GS	IP	H	R	ER	BB	SO	2B	3B	HR	WP	BK	HBP	IBB	Score	W-L	Sv	ERA	NP
Apr 13	at Texas Tech-2		0.1	4	9	9	4	1	1	0	1	1	0	2	0	3-20	0-0	0	243.00	58
Totals		0	0.1	4	9	9	4	1	1	0	1	1	0	2	0	3-20	0-0	0	243.00	



DAKOTA MILLS • RHP • Meadows Place, Texas

### Pitching Season/Career Highs

Innings Pitched: 6.1, at Houston (4/26/16)

Hits: 4, at Houston (4/26/16)

Strikeouts: 5, at Texas Tech (4/13/16)

Walks: 3, at Texas Tech (4/13/16)

Runs: 4, vs. Texas Tech (2/24/16)

Earned Runs: 4, vs. Texas Tech (2/24/16)

Home Runs: 1, at Texas (3/8/16)

Pitches: 75, 2x (last vs. Texas Southern 5/4/16)

#41 Mills, Dakota - 11 appearances (All games)																				
Date	Opponent	GS	IP	H	R	ER	BB	SO	2B	3B	HR	WP	BK	HBP	BB	Score	W-L	Sv	ERA	NP
Feb 21	at Long Beach	3	2.0	3	1	0	0	0	0	0	0	0	0	0	0	3-13	0	1	13.50	19
Feb 24	TEXAS TECH	0	0.0	2	4	4	0	0	0	0	0	0	0	0	0	6-11	0-1	0	21.00	25
Feb 24	at Texas	1	0.0	0	0	0	0	0	0	0	0	0	0	0	0	3-10	0-0	0	31.50	26
Mar 08	at Texas	1	1.0	2	2	2	0	0	0	0	0	0	0	0	0	3-12	0-1	0	27.00	18
Mar 22	PRAIRIE VIEW A&M	1	1.0	0	0	0	1	1	0	0	0	1	0	0	0	16-5	0-1	0	20.25	21
Apr 01	at Texas Tech-2	3	2.0	2	2	0	0	0	0	0	0	0	0	0	0	3-9	0-0	0	27.00	22
Apr 19	at Houston	2	2.0	2	0	0	0	2	1	0	0	0	0	0	0	1-6	0-1	0	10.00	26
Apr 26	at Baylor	1	6.1	4	1	0	1	2	1	0	0	0	0	0	0	3-4	0-1	0	6.46	75
May 04	TEXAS SOUTHERN	1	0.0	0	0	0	0	0	0	0	0	0	0	0	0	4-7	0-0	0	4.87	76
May 17	at Texas A&M	1	6.2	6	0	0	1	4	0	0	0	0	0	0	0	5-0	2-1	0	3.67	104
May 21	HOUSTON BAPTIST	1	0.0	0	0	0	0	0	0	0	0	0	0	0	0	5-1	0-0	0	3.89	75
	TOTAL	3	31.2	26	14	13	14	20	5	0	0	3	0	0	0	56-79				

HAYDEN NIXON • LHP • Leonard, Texas

### Season Highs

Innings Pitched: 3.0, 3x (last vs. Houston Baptist 5/21/16)

Hits: 6 at Louisiana (2/20/16)

Strikeouts: 3, at Nicholls (3/25/16)

Walks: 2, 2x (last at Lamar 5/14/16)

Runs: 3, vs. UTSA (2/23/16)

Earned Runs: 2, 3x (last vs. Houston Baptist 5/21/16)

Home Runs: 1, 3x (last vs. Houston Baptist 5/21/16)

Pitches: 40, vs. Central Arkansas (4/3/16)

## Career Highs

Innings Pitched: 8.1 vs. Nicholls (3/22/15)

Hits: 6, 2x, last at Louisiana (2/20/16)

Strikeouts: 3, 4x (last at Nicholls 3/25/16)

Walks: 2, 3x (last at Lamar 5/14/16)

Runs: 4 at Houston Baptist (5/8/15)

Earned Runs: 3 at Texas A&M (3/31/15)

Home Runs: 2 at Houston Baptist (4/8/15)

		#12 Nixon, Hayden - 21 appearances (All games)																		
Date	Opponent	GS	IP	H	R	E	BB	SO	2B	3B	HR	WP	BK	IBB	BB	Score	W-L	Sv	ERA	NR
Feb 20	at Louisiana		1.2	6	2	1	0	0	0	0	0	0	0	0	0	2-6	0-1	0	5.40	32
Mar 01	at Louisiana		1.0	3	2	0	0	0	0	0	0	0	0	0	0	2-2	0-0	0	13.50	50
Mar 01	BAYLOR		0.1	1	0	0	0	0	0	0	0	0	0	0	0	1-5	0-2	0	11.57	14
Mar 02	RICE		1.0	1	0	0	0	0	0	0	0	0	0	0	0	3-8	0-0	0	8.10	14
Mar 02	at Wichita State		0.1	0	0	0	0	0	0	0	0	0	0	0	1	0-0	0-0	0	3.86	12
Mar 20	NORTHWESTERN ST		2.0	1	0	0	0	1	0	0	0	0	0	0	0	2-1	1-2	0	4.76	16
Mar 22	PRAIRIE VIEW A&M		1.0	2	0	0	0	0	0	0	0	0	0	0	0	16-5	1-2	0	4.05	16
Mar 24	at Nicholls		1.0	0	0	0	0	0	0	0	0	0	0	0	0	4-0	0-0	0	4.32	16
Mar 25	at Nicholls		1.0	1	1	1	0	3	1	0	0	0	0	0	1	12-8	1-2	0	4.32	20
Mar 26	at Nicholls		1.0	0	0	0	1	1	0	0	0	0	0	0	0	3-1	1-2	0	3.86	17
Mar 29	at Rice		3.0	0	0	0	0	0	0	0	0	0	0	0	0	3-0	0-0	0	2.92	36
Apr 02	CENTRAL ARKANSAS		0.1	0	0	0	0	0	0	0	0	0	0	0	0	3-3	1-2	0	2.92	36
Apr 03	CENTRAL ARKANSAS		3.0	3	0	0	0	1	0	0	0	0	0	0	0	9-7	2-2	0	2.30	40
Apr 10	STEPHEN F. AUSTIN		0.1	0	0	0	0	0	0	0	0	0	0	0	0	4-8	2-2	0	2.25	25
Apr 15	at Texas Tech		1.0	0	0	0	0	0	0	0	0	0	1	0	0	4-2	0-0	0	2.12	25
Apr 16	at Incarnate Word		2.0	1	0	0	1	1	0	0	0	0	0	0	0	8-2	2-2	0	1.89	29
Apr 19	at Baylor		0.1	0	0	0	0	0	0	0	0	0	0	0	0	6-5	2-2	0	1.86	25
Apr 19	at Texas Southern		1.0	1	2	0	0	0	0	0	0	0	0	0	0	10-1	0-0	0	1.86	25
May 14	at Lamar		1.1	3	1	1	2	2	0	0	0	0	0	0	0	9-4	3-2	0	2.86	33
May 21	HOUSTON BAPTIST		3.0	2	2	2	0	1	0	0	0	0	0	0	0	5-4	3-2	0	3.24	36
May 26	vs Central Arkansas		1.0	0	0	0	0	0	0	0	0	0	0	0	0	14-6	3-2	0	3.51	20
			1	26	2	1	10	8	16	4	0	0	0	0	0	241-106	3-2	0	3.41	106

## MAC ODOM • OF • Klein, Texas

Season Highs/Career Highs

At-Bats: 5, at Lamar (5/15/16)

Hits: 2, at Lamar (5/14/16)

Runs Scored: 1, 11x (last at Lamar 5/15/16)

RBI: 1, at Incarnate Word (4/15/16)

Stolen Bases: 1, 5x (last at Lamar 5/15/16)

Walks: 2, 2x (last at Incarnate Word 4/15/16)

Home Runs: N/A

[illegible]

On base pct. .321 • Slugging pct. .186

SPENCE RAHM • 1B/RHP • Tomball, Texas

## Pitching Season/Career Highs

Innings Pitched: 5.0, vs. Texas State (3/28/16)

Hits: 7, vs. Texas State (3/28/16)

Strikeouts: 6, at Texas Tech (4/13/16)

Walks: 3, at UNO (3/12/16)

Runs: 8, at Texas Tech (4/13/16)

Earned Runs: 8, at Texas Tech (4/13/16)

Home Runs: 3, at Texas Tech (4/13/16)

Pitches: 103, vs. Texas State (3/28/16)

## Hitting Season Highs

At-Bats: 6, at Incarnate Word (4/15/16)

Hits: 2, 9x (last vs. Houston Baptist 5/21/16)

Runs Scored: 2, 3x (last at Incarnate Word 4/15/16)

RBI: 2, at Wichita State (3/4/16)

Stolen Bases: N/A

Walks: 1, 10x (last vs. Houston Baptist 5/21/16)

Home Runs: N/A

## Hitting Career Highs

At-Bats: 6, 2x (last at Incarnate Word 4/15/16)

Hits: 4 at A&amp;M-Corpus Christi (2/22/15)

Runs Scored: 2, 11x (last at Incarnate Word 4/15/16)

RBI: 4, 2x (last vs. Prairie View A&amp;M 2/24/15)

Stolen Bases: 2 at ULM (2/28/15)

Walks: 2, 2x (last at Texas A&amp;M 3/31/15)

Home Runs: 1, 8x (last vs. A&amp;M-CC 5/3/15)

## #27 Rahm, Spence - 38 games (All games)

Date	Opponent	Pos	AB	R	H	RBI	2B	3B	HR	BB	SB	CS	HBP	SAC	SF	GDP	K	PO	A	E	Avg
Feb 19	at Louisiana	*1b	3	0	0	0	0	0	0	0	0	0	0	0	0	0	1	1	1	0	.000
Feb 20	at Louisiana	*1b/p	2	0	1	1	0	0	0	0	0	0	0	0	0	0	1	8	1	0	.200
Feb 21	at Louisiana	*1b	3	0	0	0	0	0	0	0	0	0	0	0	0	0	1	4	0	1	.125
Feb 23	UTSA	*c	3	1	1	0	0	0	0	0	0	0	0	0	0	0	0	0	0	0	.154
Feb 24	TEXAS TECH	*1b	4	1	1	0	0	0	0	0	0	0	0	0	0	0	0	8	1	0	.200
Feb 26	OKLAHOMA	*c	3	1	1	0	0	0	0	0	0	0	0	0	0	0	0	1	8	0	.200
Feb 27	OKLAHOMA	*c	5	0	0	0	0	0	0	0	0	0	0	0	0	0	0	7	0	0	.160
Feb 28	OKLAHOMA	*c	4	0	0	0	0	0	0	0	0	0	0	0	0	0	0	1	4	2	.172
Mar 01	BAYLOR	*c	3	0	1	0	0	0	0	0	0	0	0	0	0	0	0	0	4	1	.158
Mar 04	at Wichita State	*c	2	0	1	0	0	0	0	1	0	0	0	0	0	0	0	1	3	0	.206
Mar 05	at Wichita State	*c	0	0	0	0	0	0	0	0	0	0	0	0	0	0	0	8	1	0	.189
Mar 06	at Wichita State	*c	0	0	0	0	0	0	0	0	0	0	0	0	0	0	0	0	0	0	.189
Mar 12	at New Orleans	*c	4	1	2	2	0	0	1	0	0	0	0	0	0	0	0	8	1	0	.220
Mar 13	at New Orleans	*c	3	0	1	0	0	0	0	0	0	0	0	0	0	0	0	7	1	0	.227
Mar 13	at New Orleans-2	*c	4	1	2	0	0	0	1	0	0	0	0	0	0	0	0	0	0	0	.229
Mar 18	NORTHWESTERN ST	*c	3	0	2	1	0	0	0	0	0	1	1	0	0	0	0	6	1	0	.255
Mar 19	NORTHWESTERN ST	*c	3	0	0	0	0	0	0	0	0	0	0	0	0	0	0	3	1	0	.241
Mar 20	NORTHWESTERN ST	*c	0	0	0	0	0	0	0	0	0	0	0	0	0	0	0	5	1	0	.228
Mar 22	at Nicholls	*c	4	1	2	0	0	0	0	0	0	0	0	0	0	0	0	1	0	0	.242
Mar 24	at Nicholls	*c	3	0	0	0	0	0	0	0	0	0	0	0	0	0	0	1	6	1	.217
Mar 25	at Nicholls	*c	2	0	1	1	0	0	0	0	0	0	0	0	0	0	0	1	7	0	.226
Mar 26	at Nicholls	*c	4	1	2	0	0	0	0	0	0	0	0	0	0	0	0	0	0	0	.242
Mar 28	TEXAS STATE	*c	0	0	0	0	0	0	0	0	0	0	0	0	0	0	0	0	0	0	.242
Mar 29	at Rice	*c	2	1	2	0	1	0	0	0	0	0	0	0	0	0	0	0	0	0	.265
Apr 01	CENTRAL ARKANSAS	*c	4	1	1	0	0	0	0	0	0	0	0	0	0	0	0	6	3	0	.269
Apr 02	CENTRAL ARKANSAS	*c	3	1	1	0	0	0	0	0	0	0	0	0	0	0	0	0	0	0	.267
Apr 03	CENTRAL ARKANSAS	*c	2	1	0	0	0	0	0	2	0	0	0	0	0	0	0	0	8	1	.260
Apr 08	STEPHEN F. AUSTIN	*c	3	0	0	1	0	0	0	0	0	0	0	0	0	0	0	0	1	0	.250
Apr 09	STEPHEN F. AUSTIN	*c	2	0	0	0	0	0	0	0	0	0	0	0	0	0	0	0	7	0	.244
Apr 10	STEPHEN F. AUSTIN	*c	4	0	0	0	0	0	0	0	0	0	0	0	0	0	0	1	9	2	.233
Apr 13	at Texas Tech-1	*c	2	0	0	0	0	0	0	0	0	0	0	0	0	0	0	0	6	0	.227
Apr 13	at Texas Tech-2	*c	3	0	0	0	0	0	0	0	0	0	0	0	0	0	0	0	6	1	.220
Apr 15	at Incarnate Word-1	*c	4	1	1	0	0	0	0	0	0	0	0	0	0	0	0	0	0	0	.223
Apr 15	at Incarnate Word-2	*c	4	1	3	1	1	0	0	0	0	0	0	0	0	0	0	0	4	1	.245
Apr 16	at Incarnate Word	*c	4	1	2	2	0	0	0	1	0	0	0	0	0	0	0	0	5	1	.255
Apr 19	at Baylor	*c	4	1	1	0	0	0	0	0	0	0	0	0	0	0	0	0	12	3	.256
Apr 22	ABILENE CHRISTIAN	*c	3	1	1	1	0	0	0	0	0	0	0	0	0	0	0	0	7	3	.257
Apr 23	ABILENE CHRISTIAN	*c	2	0	0	0	0	0	0	0	0	0	0	0	0	0	0	0	5	2	.252
Apr 24	ABILENE CHRISTIAN	*c	0	0	0	0	0	0	0	0	0	0	0	0	0	0	0	0	8	1	.241
Apr 26	at Houston	*c	3	0	0	0	0	0	0	0	0	0	0	0	0	0	0	0	2	0	.236
Apr 27	TEXAS SOUTHERN	*c	3	0	2	0	2	0	0	0	0	0	0	0	0	0	0	0	2	3	.245
Apr 27	TEXAS SOUTHERN	*c	2	0	1	0	0	0	0	1	0	0	0	0	0	0	0	0	2	0	.250
May 03	HOUSTON	*c	3	1	0	0	0	0	0	0	0	0	0	0	0	0	0	0	3	3	.252
May 04	TEXAS SOUTHERN	*c	4	0	0	0	0	0	0	0	0	0	0	0	0	0	0	0	2	7	.244
May 06	at A&M-Corpus Christi	*c	4	0	1	2	1	0	0	0	0	0	0	0	0	0	0	0	2	6	.244
May 07	at A&M-Corpus Christi	*c	0	0	0	0	0	0	0	0	0	0	0	0	0	0	0	0	1	4	.246
May 08	at A&M-Corpus Christi	*c	4	0	2	1	0	0	0	0	0	0	0	0	0	0	0	0	0	0	.254
May 13	at Lamar	*c	5	2	3	3	1	1	0	0	0	0	0	0	0	0	0	0	10	1	.265
May 14	at Lamar	*c	4	2	4	3	1	1	0	0	0	0	0	0	0	0	0	0	6	0	.285
May 15	at Lamar	*c	4	0	0	0	0	0	0	0	0	0	0	0	0	0	0	0	2	4	.277
May 17	at Texas A&M	*c	4	0	3	2	0	0	0	0	0	0	0	0	0	0	0	0	4	4	.289
May 20	HOUSTON BAPTIST-1	*c	2	1	0	0	0	0	0	1	0	0	0	0	0	0	0	0	8	2	.286
May 20	HOUSTON BAPTIST-2	*c	3	0	0	0	0	0	0	0	0	0	0	0	0	0	0	0	6	1	.280
May 21	HOUSTON BAPTIST	*c	4	1	1	0	0	0	0	0	0	0	0	0	0	0	0	0	1	5	.280
May 25	vs Stephen F. Austin	*c	4	0	1	0	0	0	0	0	0	0	0	0	0	0	0	0	6	4	.279
May 26	vs Central Arkansas	*c	3	2	1	0	0	0	0	0	0	0	0	0	0	0	0	0	0	0	.280
Totals			50gs	175	24	49	27	12	2	3	5	6	3	7	10	0	1	18	332	68	.260

ROBIE ROJAS • C • Jersey Village, Texas

## Season Highs/Career Highs

At-Bats: 5, 3x (last at Lamar 5/13/16)

Hits: 4, at Lamar (5/14/16)

Runs Scored: 2, 3x (last vs. Central Arkansas 5/26/16)

RBI: 3, 2x (last at Lamar 5/14/16)

Stolen Bases: 1, 6x (last at Lamar 5/13/16)

Walks: 2, vs. Central Arkansas (4/3/16)

Home Runs: 1, 3x (last at Lamar 5/13/16)

## #9 Rojas, Robie - 56 games (All games)

Date	Opponent	Pos	AB	R	H	RBI	2B	3B	HR	BB	SB	CS	HBP	SAC	SF	GDP	K	PO	A	E	Avg
Feb 19	at Louisiana	*c	4	0	0	0	0	0	0	0	0	0	0	0	0	0	0	0	1	7	.000
Feb 20	at Louisiana	*c	4	0	0	0	0	0	0	0	0	0	0	0	0	0	0	0	8	5	.000
Feb 21	at Louisiana	*c	3	0	1	1	0	0	0	0	0	0	0	0	0	0	0	1	4	0	.100
Feb 23	UTSA	*c	3	0	1	0	0	0	0	0	0	0	0	0	0	0	0	13	2	1	.154
Feb 24	TEXAS TECH	*c	4	1	1	1	0	0	0	0	0	0	0	0	0	0	0	0	11	0	.176
Feb 26	OKLAHOMA	*c	3	1	1	0	0	0	0	0	0	0	0	0	0	0	0	1	8	0	.200
Feb 27	OKLAHOMA	*c	5	0	0	0	0	0	0	0	0	0	0	0	0	0	0	7	0	0	.160
Feb 28	OKLAHOMA	*c	4	0	1	1	0	0	0	0	0	0	0	0	0	0	0	1	4	2	.172
Mar 01	BAYLOR	*c	3	0	1	0	0	0	0	0	0	0	0	0	0	0	0	0	4	1	.158
Mar 04	at Wichita State	*c	2	0	1	0	0	0	0	1	0	0	0	0	0	0	0	1	3	0	.206
Mar 05	at Wichita State	*c	0	0	0	0	0	0	0	0	0	0	0	0	0	0	0	8	1	0	.189
Mar 06	at Wichita State	*c	0	0	0	0	0	0	0	0	0	0	0	0	0	0	0	0	0	0	.189
Mar 12	at New Orleans	*c	4	1	2	2	0	0	1	0	0	0	0	0	0	0	0	8	1	0	.220
Mar 13	at New Orleans	*c	3	0	1	0	0	0	0	0	0	0	0	0	0	0	0	7	1	0	.227
Mar 13	at New Orleans-2	*c	4	1	1	2	0	0	1	0	0	0	0	0	0	0	0	5	0	0	.229
Mar 18	NORTHWESTERN ST	*c	0	0	2	1	0	0	0	0	0	1	1	0	0	0	0	6	1	1	.255
Mar 19	NORTHWESTERN ST	*c	3	1	0	0	0	0	0	0	0	0	0	0	0	0	0	5	1	4	.228
Mar 20	NORTHWESTERN ST	*c	3	1	0	0	0	0	0	0	0	0	0	0	0	0	0	2	0	1	.228
Mar 22	PRAIRIE VIEW A&M	*cph	0	0	0	0	0	0	0	0	0	0	0	0	0	0	0	2	0	0	.226
Mar 24	at Nicholls	*c	2	0	0	0	0	0	0	0	0	0	0	0	0	0	1	6	0	0	.228
Mar 26	at Nicholls	*c	2	0	0	0	0	0	0	0	0	0	0	0	0	0	0	0	0	0	.226
Mar 26	at Nicholls	*c	4	1	2	2	0	0	0	0	0	0	0	0	0	0	11	1	0	0	.242
Mar 28	TEXAS STATE	*c	0	0	0	0	0	0	0	0	0	0	0	0	0	0	0	0	0	0	.242
Mar 28	at Rice	*c	1	1	1	0	0	0	0	0	0	0	0	0	0	0	0	0	0	0	.242
Apr 01	CENTRAL ARKANSAS	*c	4	1	1	0	0	0	0	0	0	0	0	0	0	0	0	6	3	0	.268
Apr 02	CENTRAL ARKANSAS	*c	4	1	1	0	0	0	0	0	0	0	0	0	0	0	0	5	4	0	.267
Apr 03	CENTRAL ARKANSAS	*c	3	0	0	0	0	0	0	2	0	0	0	0	0	0	0	8	3	0	.267
Apr 05	STEPHEN F. AUSTIN	*c	3	0	0	0	0	0	0	0	0	0	0	1	0	0	0	7	1	0	.250
Apr 09	STEPHEN F. AUSTIN	*c	2	0	0	0	0	0	0	0	0	0	0	0	0	0	0	8	3	0	.244
Apr 10	STEPHEN F. AUSTIN	*c	4	0	0	0	0	0	0	0	0	0	0	0	0	0	0	8	2	0	.233
Apr 13	at Texas Tech-1	*c	3	0	0	0	0	0	0	0	0	0	0	0	0	0	0	9	0	0	.220
Apr 13	at Texas Tech-2	*c	3	0	0	0	0	0	0	0	0	0	0	0	0	0	2	7	1	0	.220
Apr 15	at Incarnate Word-1	*c	3	1	1	1	0	0	0	1	0	2	0	0	0	0	0	6	1	1	.223
Apr 15	at Incarnate Word-2	*c	4	1	2	2	0	0	0	1	0	0	0	0	0	0	0	3	1	0	.245
Apr 16	at Incarnate Word	*c	3	0	0	0	0	0	0	0	0	0	0	0	0	0	0	3	1	0	.245
Apr 19	at Baylor	*c	4	1	1	0	0	0	0	0	0	0	0	0	0	0	0	12	3	0	.255
Apr 22	ABILENE CHRISTIAN	*c	3	0	1	1	0	0	0	0	0	0	0	0	0	0	0	7	3	0	.252
Apr 23	ABILENE CHRISTIAN	*c	5	0	0	0	0	0	0	0	0	0	0	0	0	0	0	8	0	0	.252
Apr 24	ABILENE CHRISTIAN	*c	3	0	0	0	0	0	0	0	0	0	0	0	0	0	0	8	1	1	.241
Apr 26	at Houston	*c	5	0	0	0	0	0	0	0	0	0	0	0	0	0	0	2	0	0	.235
Apr 27	TEXAS SOUTHERN	*c	2	0	2	0	0	0	0	0	0	0	0	0	0	0	0	2	0	0	.246
Apr 27	TEXAS SOUTHERN	*c	3	0	0	0	0	0	0	0	0	0	0	0	0	0	0	2	0	0	.246
May 03	HOUSTON	*c	3	0	1	0	0	0	0	0	0	0	0	0	0	0	0	3	3	0	.252
May 04	TEXAS SOUTHERN	*c	0	0	0	0	0	0	0	0	0	0	0	0	0	0	0	2	0	0	.244
May 06	at A&M-Corpus Christi	*c	3	0	0	0	0	0	0	0	0	0	0	0	0	0	0	7	0	1	.246
May 07	at A&M-Corpus Christi	*c	3	0	1	0	0	0	0	0	0	0	0	0	0	0	0	1	6	2	.244
May 08	at A&M-Corpus Christi	*c	4	0	2	1	0	0	0	0	0	0	0	0	0	0	0	4	0	1	.254
May 13	at Lamar	*c	2	0	2	4	0	0	0	0	0	0	0	0	0	0	0	10	0	0	.265
May 14	at Lamar	*c	4	0	3	1	0	0	0	0	0	0	0	0	0	0	0	0	0	0	.269
May 15	at Lamar	*c	4	0	0	0	0	0	0	0	0	0	0	0	0	0	0	2	4	0	.277
May 17	at Texas A&M	*c	4	0	0	3	2	0	0	0	0	0	0	0	0	0	0	4	1	0	.289
May 20	HOUSTON BAPTIST-1	*c	3	0	0	0	0	0	0	0	0	0	0	0	0	0	0	0	0	0	.280
May 20	HOUSTON BAPTIST-2	*c	3	0	0	0	0	0	0	0	0	0	0	0	0	0	0	8	1	1	.280
May 21	HOUSTON BAPTIST	*c	4	1	1	0	0	0	0	0	0	0	0	0	0	0	0	1	5	1	.280
May 25	vs Stephen F. Austin	*c	4	0	0	0	0	0	0	0	0	0	0	0	0	0	0	0	0	0	.279
May 26	vs Central Arkansas	*c	4	0	2	1	0	0	0	0	0	0	0	0	0	0	0	5	0	0	.281
Totals		50pg	175	24	49	27	12	2	3	5	6	3	7	10	0	18	332	68	8	8	

## ZACH SMITH • INF • Cypress, Texas

## Season Highs

At-Bats: 5, 10x (last at Lamar 5/14/16)  
Hits: 3, at Wichita State (3/6/16)  
Runs Scored: 3, at Texas A&M (5/17/16)  
RBI: 3, at UNO (3/13/16)  
Stolen Bases: 1, 3x (last at Texas A&M 5/17/16)  
Walks: 2, vs. Oklahoma (2/28/16)  
Home Runs: 1, 7x (last vs. Houston Baptist 5/21/16)

## Career Highs

At-Bats: 5, 16x (last at Lamar 5/14/16)  
Hits: 3, 5x (last at Wichita State 3/6/16)  
Runs Scored: 3, 3x (last at Texas A&M 5/17/16)  
RBI: 4 at Houston Baptist (5/9/15)  
Stolen Bases: 3 vs. Incarnate Word (4/11/15)  
Walks: 3 vs. Incarnate Word (4/11/15)  
Home Runs: 1, 9x (last vs. Houston Baptist 5/21/16)

#6 Smith, Zach - 57 games (All games)

Date	Opponent	Pos	AB	R	H	RBI	2B	3B	HR	BB	SB	CS	HBP	SAC	SF	GDP	K	PO	A	E	Avg
Feb 19	at Louisiana	ph/lf	2	0	1	0	1	0	0	0	0	0	0	0	0	0	0	0	1	0	.500
Feb 20	at Louisiana	of	3	1	2	0	0	0	0	0	0	0	0	0	0	0	0	1	0	0	.400
Feb 21	at Louisiana	of	3	1	2	0	0	0	0	0	0	0	0	0	0	0	0	0	1	0	.500
Feb 23	UTSA	*lf	4	1	1	0	0	0	0	0	0	0	0	0	0	0	2	6	2	3	.417
Feb 24	TEXAS TECH	*lf	1	0	1	0	0	0	0	0	0	0	0	0	0	0	0	0	0	0	.412
Feb 26	OKLAHOMA	*ph/lf	1	0	1	0	0	0	0	0	0	0	0	0	0	0	0	1	2	0	.412
Feb 27	OKLAHOMA	ph/lf	3	0	1	2	1	0	0	0	0	0	0	0	0	0	1	2	0	0	.400
Feb 28	OKLAHOMA	*of	2	1	1	0	0	0	0	2	0	0	0	0	0	0	0	0	0	0	.409
Mar 01	BAYLOR	*dh	3	0	1	0	0	0	0	0	0	0	0	0	0	0	0	1	0	0	.400
Mar 02	RICE	*of	4	1	2	1	1	0	1	0	0	0	0	0	0	0	0	0	1	0	.414
Mar 04	at Wichita State	*of	5	1	1	0	0	0	0	0	0	0	0	0	0	0	0	1	1	0	.382
Mar 05	at Wichita State	*of	4	0	0	0	0	0	0	0	0	0	0	0	0	0	2	1	0	0	.342
Mar 06	at Wichita State	*of	5	1	3	2	2	0	0	0	0	0	0	0	0	0	0	0	2	0	.372
Mar 08	at Texas	*of	4	0	2	0	1	0	0	0	0	0	0	0	0	0	0	0	3	0	.383
Mar 12	at New Orleans	*of	5	0	2	0	0	0	0	0	0	0	0	0	0	0	3	1	0	0	.385
Mar 13	at New Orleans	*of	3	1	1	3	0	0	1	1	0	0	0	0	0	0	1	0	0	0	.382
Mar 13	at New Orleans-2	*of	4	0	2	2	0	0	0	1	0	0	0	0	0	0	0	0	0	0	.350
Mar 18	NORTHWESTERN ST	*dh	4	1	1	0	0	0	0	0	0	0	0	0	0	0	1	0	0	0	.381
Mar 19	NORTHWESTERN ST	ph/lf	1	0	0	0	0	0	0	0	0	0	0	0	0	0	0	0	0	0	.375
Mar 20	NORTHWESTERN ST	*of	3	0	1	0	0	0	0	0	0	0	0	0	0	0	0	0	1	0	.373
Mar 24	at Nicholls	*of	4	1	2	1	1	0	0	0	0	0	0	0	0	0	1	1	0	0	.380
Mar 25	at Nicholls	*of	5	0	1	1	1	0	0	0	0	0	0	0	0	0	1	1	0	0	.368
Mar 26	at Nicholls	*of	3	0	0	0	0	0	0	0	0	0	0	0	0	0	1	0	0	0	.354
Mar 28	TEXAS STATE	ph/lf	1	1	1	2	1	0	0	0	0	0	0	0	0	0	0	0	0	0	.363
Mar 29	at Rice	*of	4	0	0	0	0	0	0	1	0	0	0	0	0	0	2	0	0	0	.345
Apr 01	CENTRAL ARKANSAS	*lf	3	0	1	0	0	0	0	0	0	0	0	0	0	0	1	13	1	0	.345
Apr 02	CENTRAL ARKANSAS	*lf	5	0	1	0	0	0	0	0	0	0	0	0	0	0	0	12	0	0	.337
Apr 03	CENTRAL ARKANSAS	*of	4	0	0	0	0	0	0	1	0	0	0	0	0	0	0	0	1	0	.323
Apr 08	STEPHEN F. AUSTIN	dh	1	0	1	1	1	0	0	0	0	0	0	0	0	0	0	0	0	0	.330
Apr 09	STEPHEN F. AUSTIN	*of	4	1	1	1	0	0	0	0	0	0	0	0	0	0	2	0	0	0	.327
Apr 10	STEPHEN F. AUSTIN	*of	4	0	2	0	0	0	0	1	0	0	0	0	0	0	0	0	0	0	.333
Apr 13	at Texas Tech-1	*lf/lf	4	0	0	0	0	0	0	0	0	0	0	0	0	0	6	0	0	0	.321
Apr 13	at Texas Tech-2	lf	3	0	1	1	0	0	0	0	0	0	0	0	0	0	2	4	2	0	.321
Apr 15	at Incarnate Word-1	ph/lf	4	0	1	1	0	0	0	0	0	0	0	0	0	0	0	4	1	0	.319
Apr 15	at Incarnate Word-2	*lf	5	1	1	1	0	0	0	0	0	0	0	0	0	0	2	9	0	0	.314
Apr 16	at Incarnate Word	*lf	5	0	1	1	0	0	0	0	0	0	0	0	0	0	0	12	0	0	.310
Apr 19	at Baylor	*lf	4	2	1	0	0	0	0	1	1	0	0	0	0	0	0	6	0	0	.305
Apr 22	ABILENE CHRISTIAN	*lf	3	0	1	1	0	0	0	1	0	0	0	0	0	0	1	13	2	0	.308
Apr 23	ABILENE CHRISTIAN	*lf	3	0	0	0	0	0	0	0	0	0	0	0	0	0	0	14	1	0	.301
Apr 24	ABILENE CHRISTIAN	*lf	3	0	1	1	0	0	0	0	0	0	0	0	0	0	0	12	0	0	.302
Apr 26	at Houston	*lf	4	0	1	1	0	0	0	0	0	0	0	0	0	0	1	8	1	0	.301
Apr 27	TEXAS SOUTHERN	*lf	4	1	2	2	0	0	1	0	0	0	0	0	0	0	0	12	0	0	.306
Apr 27	TEXAS SOUTHERN	*lf	5	2	2	0	0	0	0	0	0	0	0	0	0	0	1	10	3	0	.309
May 03	HOUSTON	*lf	4	0	0	0	0	0	0	0	0	0	0	0	0	0	0	1	14	0	.301
May 04	TEXAS SOUTHERN	*lf	4	0	0	0	0	0	0	0	0	0	0	0	0	0	1	7	1	0	.294
May 06	at A&M-Corpus Christi	*lf	4	1	2	2	1	0	0	0	0	0	0	0	0	0	0	9	0	0	.299
May 07	at A&M-Corpus Christi	lf	4	1	1	1	0	0	0	0	0	0	0	0	0	0	0	11	0	0	.298
May 08	at A&M-Corpus Christi	*lf	5	1	1	1	0	0	0	0	0	0	0	0	0	0	0	12	0	1	.295
May 13	at Lamar	*lf	4	1	1	0	0	0	0	0	0	0	0	0	0	0	0	8	0	0	.294
May 14	at Lamar	*lf	5	1	1	2	0	0	0	0	0	0	0	0	0	0	0	10	1	0	.291
May 15	at Lamar	*lf	4	0	0	0	0	0	0	0	0	0	0	0	0	0	0	13	0	0	.285
May 17	at Texas A&M	*lf	3	3	2	2	0	0	1	1	1	0	0	0	0	0	0	11	1	0	.291
May 20	HOUSTON BAPTIST-1	*lf	3	1	1	0	1	0	0	1	0	0	0	0	0	0	0	6	0	0	.292
May 20	HOUSTON BAPTIST-2	*lf	2	0	1	1	0	0	0	1	0	0	0	0	0	0	0	11	1	1	.294
May 21	HOUSTON BAPTIST	*lf	4	1	1	2	0	0	1	1	0	0	0	0	0	0	1	6	0	0	.293
May 25	vs Stephen F. Austin	*lf	4	1	2	0	0	0	0	0	0	0	0	0	0	0	0	11	1	0	.297
May 26	vs Central Arkansas	*lf	4	0	1	1	0	0	0	0	0	0	0	0	0	0	3	2	1	0	.295
Totals			49gs	206	29	61	39	15	0	7	12	3	3	0	2	3	28	303	22	5	.286

On base pct. .341 • Slugging pct. .471

## NATE VANDYKE • INF • Montgomery, Texas

## Pitching Season/Career Highs

Innings Pitched: 0.1, at Texas (3/8/16)  
Hits: 1, at Texas (3/8/16)  
Strikeouts: N/A  
Walks: 1, 2x, at Texas (3/8/16)  
Runs: 2, at Texas (3/8/16)  
Earned Runs: N/A  
Home Runs: N/A

## Hitting Season Highs

At-Bats: 5, vs. Prairie View A&M (3/22/16)  
Hits: 1, 3x (last vs. Prairie View A&M 3/22/16)  
Runs Scored: 1, 2x, vs. Prairie View A&M 3/22/16)  
RBI: 2, at Wichita State (3/4/16)  
Stolen Bases: N/A  
Walks: 1, 3x (last vs. Northwestern St. 3/18/16)  
Home Runs: N/A

## Hitting Career Highs

At-Bats: 5, vs. Prairie View A&M (3/22/16)  
Hits: 1, 6x (last vs. Prairie View A&M 3/22/16)  
Runs Scored: 1, 3x (last vs. Prairie View A&M 3/22/16)  
RBI: 2, at Wichita State (3/4/16)  
Stolen Bases: N/A  
Walks: 1, 3x (last vs. Northwestern St. 3/18/16)  
Home Runs: N/A

#15 VanDyke, Nate - 12 games (All games)

Date	Opponent	Pos	AB	R	H	RBI	2B	3B	HR	BB	SB	CS	HBP	SAC	SF	GDP	K	PO	A	E	Avg
Feb 21	at Louisiana	ph/2b	1	0	0	0	0	0	0	0	0	0	0	0	0	0	0	0	0	0	.000
Feb 23	UTSA	2b	0	0	0	0	0	0	0	0	0	0	0	0	0	0	0	0	0	0	.000
Mar 02	RICE	2b	2	0	1	0	0	0	0	0	0	0	0	0	0	0	0	0	1	2	.333
Mar 04	at Wichita State	*2b	3	0	1	2	0	0	0	1	0	0	0	0	0	0	0	0	1	0	.333
Mar 05	at Wichita State	ph/2b	2	0	0	0	0	0	0	0	0	0	0	0	0	0	0	0	2	0	.250
Mar 06	at Wichita State	ph/2b	1	0	0	0	0	0	0	0	0	0	0	0	0	0	0	0	0	0	.222
Mar 12	at New Orleans	3b	0	0	0	0	0	0	0	0	0	0	0	0	0	0	0	0	0	0	.222
Mar 13	at New Orleans	3b	0	1	0	0	0	0	0	1	0	0	0	0	0	0	0	0	0	1	.222
Mar 13	at New Orleans-2	ph/3b	3	0	0	0	0	0	0	0	0	0	0	0	0	0	0	1	1	0	.167
Mar 18	NORTHWESTERN ST	ph	0	0	0	0	0	0	0	1	0	0	0	0	0	0	0	0	0	0	.167
Mar 22	at Prairie View A&M	*2b	5	1	1	1	0	0	0	0	0	0	0	0	0	0	1	0	2	1	.176
Mar 25	at Nicholls	ph	1	0	0	0	0	0	0	0	0	0	0	0	0	0	0	1	0	0	.167
Totals		2gs	18	2	3	3	0	0	0	3	0	0	0	1	0	0	5	3	7	1	.167

On base pct. .286 • Slugging pct. .167

#15 VanDyke, Nate - 1 appearance (All games)

Date	Opponent	GS	IP	H	R	ER	BB	SO	2B	3B	HR	WP	BK	HBP	IBB	Score	W-L	Sv	ERA	NP
Mar 08	at Texas		0.1	1	2	0	1	0	0	0	0	0	0	0	0	3-12	0-0	0	0.00	9
Totals		0	0.1	1	2	0	1	0	0	0	0	0	0	0	0	3-12	0-0	0	0.00	9





**Riley McKnight**  
Fr. • 6-1 • 180 • R/R  
INF • Spring



**Jaxxon Grisham**  
Fr. • 6-2 • 175 • L/R  
OF • College Station



**Lance Miles**  
RFr. • 6-0 • 185 • S/R  
INF • The Woodlands



**Zach Smith**  
Sr. • 6-1 • 180 • L/R  
INF • Cypress



**Andrew Fregia**  
Fr. • 6-0 • 170 • R/R  
INF • Liberty



**Hunter Hearn**  
Fr. • 6-1 • 200 • R/R  
OF • Crosby



**Robie Rojas**  
Jr. • 5-8 • 200 • R/R  
C • Jersey Village



**Greg Belton**  
Sr. • 6-0 • 190 • R/R  
RHP • Montgomery



**Seth Ballew**  
RSo. • 5-10 • 180 • L/L  
LHP • Sugar Land



**Haydon Nixon**  
Sr. • 6-2 • 190 • L/L  
LHP • Leonard




**Matt Broadbent**  
Jr. • 5-10 • 210 • R/R  
INF • Cypress



**Nate VanDyke**  
So. • 5-9 • 175 • R/R  
INF • Montgomery



**Garrett Miller**  
Fr. • 6-3 • 160 • L/L  
LHP • Friendswood



**Taylor Beene**  
Jr. • 6-0 • 170 • R/R  
INF • Humble



**Heath Donica**  
Jr. • 6-2 • 200 • R/R  
RHP • Corsicana



**Miles Manning**  
Sr. • 5-9 • 180 • R/R  
RHP • Victoria



**Riley Gossett**  
Fr. • 6-1 • 175 • R/R  
RHP • Cypress



**Jordan Cannon**  
Fr. • 6-2 • 185 • R/R  
C/RHP • Centerville




**Spence Rahm**  
Sr. • 6-5 • 245 • R/R  
INF/RHP • Tomball



**Mac Odum**  
Fr. • 5-10 • 170 • S/R  
OF • Klein



**Jordan Church**  
Sr. • 6-7 • 215 • R/R  
RHP • Round Rock



**Colin Cameron**  
Fr. • 6-3 • 190 • R/R  
RHP • The Woodlands



**Riley Cooper**  
RSo. • 5-10 • 150 • L/L  
LHP • Texas City




**Hunter Southerland**  
Jr. • 6-0 • 195 • S/R  
C • Fort Worth



**Dakota Mills**  
Jr. • 6-2 • 220 • R/R  
RHP • Meadows Place



**Josh Biles**  
Fr. • 6-3 • 225 • R/R  
OF • Sugar Land



**Bryce Johnson**  
So. • 6-2 • 180 • S/R  
OF • Cypress



**Barrett Koerselman**  
Fr. • 5-11 • 210 • R/R  
INF • Huntsville



**Clayton Harp**  
Fr. • 6-4 • 170 • L/R  
OF • El Campo



**Matt Deggs**  
Head Coach  
2nd Season



**Jay Sirianni**  
Assistant Coach  
2nd Season




**Lance Harvell**  
Assistant Coach  
2nd Season



**Shane Wedd**  
Volunteer Assistant  
2nd Season



**Gary Miller**  
Operations Coordinator  
2nd Season



**Ryan Farney**  
Student Manager  
1st Season