

Sam Houston State Bearkats

2008-09 Men's Basketball Release

Location: Huntsville, Texas
Enrollment: 16,688
Coliseum: Bernard G. Johnson
6,100 capacity

Director of Athletics
Bobby Williams

Head Coach
Bob Marlin
Mississippi State, 1981
11th season at SHSU
Won 196, Lost 120 at SHSU
16 years as head coach
Won 319, Lost 155 overall
123-35 at Pensacola JC

Assistants:
Jason Hooten
(Tarleton State, 1993)
Neil Hardin
(West Florida, 1995)
Oderra Jones
(Eastern Conn. St., 2003))

Sports Information
Paul Ridings (936) 294-1764
Jason Barfield (936) 294-3533
Fax (936) 294-3538
Courtside (936) 294-1838
E-Mail ridings@shsu.edu
jbarfield@shsu.edu
Web Site: www.gobearkats.com

Date	Opponent	Site	Final Score SHSU-Foe	W-L Record Season	SLC	Halftime SH - Foe
N. 14 Fri.	Schreiner	H W	100-42	1-0	---	57 - 14
N. 17 Mon.	Texas Tech	A L	76-87	1-1	---	30 - 40
N. 20 Thur.	North Texas	H L	71-76	1-2	---	34 - 36
N. 25 Tue.	Western Michigan	H L	62-65	1-3	---	27 - 37
N. 29 Sat.	Wright State	H W	84-65	2-3	---	36 - 23
D. 3 Wed.	North Texas	A L	66-68	2-4	---	34 - 28
D. 6 Sat.	Texas-El Paso	A L	72-83	2-5	---	42 - 35
D. 9 Tue.	Texas College	H W	89-54	3-5	---	39 - 28
D. 13 Sat.	Jarvis Christian	H W	69-60	4-5	---	38 - 31
D. 21 Sun.	Louisiana-Lafayette	A W	56-54	5-5	---	22 - 31
D. 28 Sun.	Texas A&M (Fox Sports TV)	A L	50-60	5-6	---	23 - 30
D. 30 Tue.	Northwest Oklahoma St.	H W	73-52	6-6	---	32 - 23
J. 3 Sat.	Central Florida	A L	70-86	6-7	---	21 - 33
J. 10 Sat.	Stephen F. Austin (SLC TV)	A L	73-75	6-8	0-1	36 - 39
J. 17 Sat.	Southeastern Louisiana	H W	73-62	7-8	1-1	37 - 29
J. 21 Wed.	Texas St.-San Marcos	A W	79-75	8-8	2-1	37 - 32
J. 24 Sat.	Texas-Arlington	H W	78-74	9-8	3-1	34 - 30
J. 28 Wed.	Lamar	A W	112-105	2ot 10-8	4-1	48 - 39
J. 31 Sat.	TX A&M-Corpus Christi* (SLC TV)	H W	72-51	11-8	5-1	33 - 26
F. 4 Wed.	Texas-San Antonio*	A W	89-86	2ot 12-8	6-1	24 - 35
F. 7 Sat.	Central Arkansas*	A W	75-52	13-8	7-1	36 - 21
F. 11 Wed.	Nicholls St.*	H L	59-60	13-9	7-2	20 - 26
F. 14 Sat.	Texas A&M-Corpus Christi*	A W	75-73	14-9	8-2	34 - 29
F. 18 Wed.	Lamar*	Home	7 p.m.			
F. 21 Sat.	Texas-San Antonio*	Home	7 p.m.			
F. 25 Wed.	McNeese State*	Away	7 p.m.			
F. 28 Sat.	Texas-Arlington*	Away	4 p.m.			
M. 4 Wed.	Northwestern St.*	Home	7 p.m.			
M. 7 Sat.	Texas St.-San Marcos*	Home	7 p.m.			
M. 12 Thur.	Southland Tournament	Katy	TBA			
M. 13 Fri.	Southland Tournament	Katy	TBA			
M. 15 Sun.	Southland Tournament	Katy	TBA			

* Southland Conference game T-Southland Conference tournament at Katy

Sam Houston State University Men's Basketball Roster

No	Name	Pos	Ht.	Wt.	Class	Hometown	GP	GS	Points	Rebs	Asts
● 1	Ashton Mitchell	G	5-11	175	Jr-2L	New Orleans, LA	23	21	13.2	3.7	6.6
● 4	DeLuis Ramirez	F	6-4	205	Sr-1L	Miami, FL	23	20	8.6	6.1	1.7
5	Drae Murray	G	5-10	135	Fr-HS	Huntsville, TX	23	1	5.0	1.2	2.1
● 10	Corey Allmond	G	6-1	180	Jr-Tr	Oxon Hill, MD	23	23	14.8	2.6	2.6
11	Josten Crow	F	6-4	204	So-1L	Houston, TX	15	1	2.9	3.3	
● 15	Preston Brown	F	6-6	225	Jr-Tr	Stringtown, OK	23	22	10.3	5.0	
21	Lance Pevehouse	G	6-2	190	So-Tr	League City, TX	23	1	8.9	2.4	
24	Arthur Zulu	P	6-8	220	Jr-Tr	Lusaka, Zambia	16	0	1.4	1.5	
25	Antuan Bootle	P	6-7	265	Fr-HS	Freeport, Bahamas	20	0	1.0	2.1	
32	Kendrell Thompson	G	6-3	190	So-Tr	Houston, TX	19	0	1.2	0.8	
● 42	Barkley Falkner	P	6-8	231	Sr-1L	Oxford, MS	23	23	7.7	7.0	
44	Domas Kvedys	P	6-10	240	Sr-2L	Kaunas, Lithuania	19	1	1.8	2.2	

● Indicates probable starter

SOUTHLAND STANDINGS (2-16-2009)

	SLC	Season
WEST		
Sam Houston	8 2	14 9
A&M-C. Christi	8 2	14 11
TX-San Antonio	6 4	15 8
TX-Arlington	6 4	13 10
Lamar	3 7	12 11
TX St-San Marcos	4 7	11 13
EAST		
Stephen F. Austin	8 3	16 7
Nicholls St	8 3	15 9
McNeese St	4 6	10 13
Southeastern LA	3 7	9 14
Northwestern St	2 8	10 15
Central Arkansas	2 9	9 15

SHSU vs. LAMAR

Lamar leads 27-22

Series began in 1951-52

SHSU 15-6 in Huntsville

SHSU 7-20 in Beaumont

Recent Scores:

Year	Site	SH	LU
1994-95	H-L	62	67
1995-96	A-L	79	106
1998-99	A-L	68	87
	H-W	73	60
1999-00	H-W	69	59
	A-W	68	53
2000-01	H-W	70	55
	A-L	94	97
2001-02	A-L	87	89
	H-L	58	64
2002-03	H-W	61	47
	A-W	62	58
2003-04	A-L	80	89
	H-W	107	85
2004-05	H-W	86	84
	A-W	88	70
2005-06	A-W	85	82
2006-07	H-W	88	52
	T-L*	98	99
2007-08	A-L	90	93
2008-09	A-W	112	105

*SLC Post-Season

BEARKATS BEGIN HOME STAND WEDNESDAY WITH LAMAR

Sam Houston enters the stretch run of the 2009 Southland title chase with four of its final six games at home. The Bearkats play host to Lamar at 7 p.m. in Johnson Coliseum Wednesday night in a rematch of a double overtime meeting in Beaumont Jan. 28.

The Bearkats defeated the Cardinals 112-105 in that meeting. Ashton Mitchell scored a career high 36 points to lead SHSU. Mitchell broke the school record for most made free throws in a game, going 22-of-27 from the line. Corey Allmond and DeLuis Ramirez each chipped in 18 points apiece. Preston Brown added 14 points, Lance Pevehouse 13 and Barkley Falkner scored 11 points to give the Kats six players in double figures.

Sam Houston stands atop the Southland West Division with an 8-2 record. The Kats are 14-9 overall. Lamar is 3-7 in league play and 12-12 for the season.

While the Cardinals lead the all-time series with SHSU 27 to 22, the Bearkats have won six of the last eight contests. Sam Houston holds a 15-6 advantage in Huntsville.

Previous Bearkat-Cardinal Meeting

SAM HOUSTON STATE 112, LAMAR 105 -- 1-28-2009 at Beaumont

Sam Houston State		TOT-FG	3-PT	REBOUNDS										
##	Player Name	FG-FGA	FG-FGA	FT-FTA	OF	DE	TOT	PF	TP	A	TO	BLK	S	MIN
04	Ramirez, DeLuis..... f	7-12	0-0	4-5	3	5	8	5	18	4	5	0	2	34
15	Brown, Preston..... f	4-6	2-4	4-4	1	1	2	5	14	2	1	0	1	17
42	Falkner, Barkley.... c	3-3	0-0	5-8	1	4	5	3	11	0	2	0	0	28
01	Mitchell, Ashton.... g	7-15	0-2	22-27	0	2	2	3	36	4	5	0	5	44
10	Allmond, Corey..... g	7-14	2-4	2-2	1	5	6	3	18	0	2	0	3	41
05	Murray, Drae.....	0-1	0-0	2-2	0	0	0	1	2	0	1	0	0	7
11	Crow, Josten.....	0-3	0-0	0-0	1	2	3	5	0	1	1	0	0	25
21	Pevehouse, Lance....	3-5	0-1	7-7	1	3	4	3	13	1	0	1	3	32
24	Zulu, Arthur.....	0-0	0-0	0-0	0	1	1	3	0	0	1	0	0	3
25	Bootle, Antuan.....	0-0	0-0	0-0	1	0	1	2	0	1	0	0	0	11
32	Thompson, Kendrell..	0-1	0-0	0-0	0	2	2	0	0	0	0	0	0	4
44	Kvedys, Domas.....	0-1	0-0	0-0	1	0	1	1	0	0	0	0	0	4
Totals.....		31-61	4-11	46-55	11	25	36	34	112	13	19	1	14	250
		50.8%	36.4%	83.6%										

Lamar	TOT-FG	3-PT	REBOUNDS											
## Player Name	FG-FGA	FG-FGA	FT-FTA	OF	DE	TOT	PF	TP	A	TO	BLK	S	MIN	
15 Hall, Ashton..... f	5-10	3-6	3-4	3	4	7	5	16	2	0	0	0	34	
40 Brown, Jay..... f	5-9	0-1	3-4	2	6	8	5	13	1	3	2	0	20	
44 Worrell, Tristan.... f	0-1	0-0	4-4	0	0	0	4	4	1	1	1	0	13	
14 Dawkins, Kenny..... g	2-8	0-2	6-7	3	4	7	5	10	5	4	0	1	39	
21 Harper, Charlie..... g	4-11	0-1	4-9	2	8	10	5	12	0	1	0	2	40	
01 Miles, Anthony.....	3-5	0-2	2-2	1	0	1	0	8	2	0	0	0	14	
05 Williams, Skyler....	2-2	0-0	6-6	0	0	0	4	10	3	4	0	2	23	
12 McThay, Brandon....	5-10	2-4	10-10	1	0	1	2	22	3	1	0	0	32	
52 Custer, Coy.....	3-7	0-1	4-6	1	2	3	4	10	1	3	1	0	33	
Totals.....	29-63	5-17	42-52	13	25	38	34	105	18	17	4	6	250	
	46.0%	29.4%	80.8%											

Score by Periods		1st	2nd	OT	OT2	Total
Sam Houston State.....		48	39	9	16	- 112
Lamar.....		39	48	9	9	- 105

LAST BEARKAT GAME

Corey Allmond scored 21 points and Preston Brown added 19 as Sam Houston State hung on for another close Southland Conference men's basketball road victory in a 75-73 win over Texas A&M-Corpus Christi at the American Bank Center Saturday afternoon.

Sam Houston moved back into a first-place tie with the Islanders in the Southland Conference West Division with the victory. Texas A&M-Corpus Christi (14-11, SLC 8-2) was led by Kevin Palmer with 23 points.

The Bearkats led 34-29 at halftime and were up by nine points, 61-52, after a pair of free throws by Josten Crow with 6:57 to play. But the Islanders stormed back, going on a 16-5 run to go up 68-66 on a dunk by Tim Green with 2:24 remaining.

Brown and Allmond combined for nine points and Crow took a critical charge with 1:07 left as the Bearkats improve never trailed again.

SAM HOUSTON 5-1 ON ROAD IN SOUTHLAND ACTION

The Bearkats have won five of their six road games in Southland play in 2009. SFA edged the Kats 75-73 in the league opener. Sam Houston has posted road wins over Texas St.-San Marcos, Lamar, Texas-San Antonio and Central Arkansas.

SOUTHLAND CONFERENCE STATISTICS RANKINGS

TEAM RANKINGS	SHSU	LAMAR
Offense	5th (74.9)	4th (75.2)
Defense	5th (68.0)	10th (73.8)
FG Pct.	5th (.445)	7th (.438)
FT Pct.	3rd (.696)	2nd (.738)
3 Pt. Pct.	1st (.369)	10th (.311)
FG Pct. Defense	2nd (.311)	9th (.343)
Rebounds	4th (37.7)	6th (37.5)
Assists	1st (17.7)	6th (14.3)

INDIVIDUAL RANKINGS FOR SHSU PLAYERS

ASHTON MITCHELL		
Assists	1st	6.6
FT Pct.	8th	.782
Steals	7th	1.8
Scoring	16th	13.2

COREY ALLMOND		
3 Pt. Pct.	2nd	.438
Scoring	9th	14.8

DELUIS RAMIREZ		
FG Pct.	10th	.506
Rebounds	15th	6.1

BARKLEY FALKNER		
Rebounds	6th	7.0

SAM HOUSTON STATE HEAD COACHING RECORDS

Head Coach	Years	Won-Lost
Bob Marlin	1999-08	196-118
Archie Porter	1965-75	189-128
J. W. Jones	1923-36	121-116
Jack Williams	1946-56	113-138
Robert McPherson	1982-86	102-59

BEARKATS AT THE CHARITY STRIPE

Player	Foe - Year	Pct.	SLC Rank
2008-09	394-566	.696	3rd
2007-08	454-690	.658	9th
2006-07	502-750	.669	9th
2005-06	479-779	.615	11th
2004-05	456-729	.626	10th
2003-04	471-676	.697	6th
2002-03	489-694	.705	3rd

Two of the road wins were double overtime victories (112-105 at Lamar and 89-86 at UTSA). The Bearkats have gone to overtime seven times in the past two seasons including five OT contests last season.

NEWCOMERS PLAYING BIG ROLE FOR BEARKATS

With only two starters back from the 2008 SHSU squad that rolled up a 23-8 record and finished third in the Southland Conference last year, the Bearkats have had to rely on several newcomers in 2009. And the newcomers have been coming up big.

Four of the top seven scorers for the 2009 team are first-year Bearkats.

Howard College transfer guard 6-1 Corey Allmond leads the team with 14.8 points and ranks No. 2 in the Southland Conference and No. 13 in NCAA Division I men's basketball with .438 three-point accuracy (71 of 162).

Cowley County transfer forward 6-6 Preston Brown is third on the team with a 10.3 scoring average. San Jac transfer guard 6-1 Lance Pevehouse averages 8.9 points and holds a .324 shooting mark from beyond the arc. Huntsville product freshman 5-10 Drae Murray adds 5.0 points and 2.3 assists per contest.

Each of the four has been the leading scorer in at least one Bearkat game this year. Sam Houston State is one of only eight teams in NCAA Division I men's basketball that has had as many as four newcomers be game-leading scorers this season.

Allmond has led the team in 11 games including seven games of 20 or more points. He scored 24 points vs. Schreiner and 23 points at Texas Tech to become only the fourth player in SHSU history to score 20-or-more points in his first two games as a Kat.

Brown has led in four games including 22 points vs. SFA and 21 points against TAMUCC. Pevehouse scored 23 points that included an 80-foot three-point shot at the halftime buzzer at UTEP. Murray led the Kats with 14 points in their victory over UTA.

RETURNING STARTERS

Point guard Ashton Mitchell, a 5-11 junior from New Orleans, and forward DeLuis Ramirez, a 6-4 senior from Miami, FL, are the two returning starters from 2008.

Mitchell leads the Southland and ranks No. 5 nationally in assists (6.6 per game). Mitchell adds 13.2 points per game to the Bearkat offense. The junior point guard scored 36 points in the double overtime victory at Lamar, the second highest point total by a Bearkat against an NCAA Division I opponent.

Ramirez is averaging 8.6 points and 6.1 boards. He ranks 10th in the Southland Conference with 6.1 rebounds per contest.

OTHER RETURNING PLAYERS

Senior post 6-8 Barkley Falkner has stepped up his game as a starter for the Bearkats this year. Falkner is averaging 7.7 points and ranks No. 6 in the Southland with 7.0 rebounds. Last year, he produced stats of 2.7 points and 2.1 rebounds as a reserve. Falkner posted career highs of 22 points in the victory at Texas-San Antonio and 13 rebounds in the UTA win. Senior 6-10 Domas Kvedys provides depth at post. Sophomore 6-4 Josten Crow is a defensive standout off the bench.

OTHER NEWCOMERS FOR THE KATS

Collin Country transfer guard 6-3 Kendrell Thompson, 6-7 freshman Antuan Bootle and 6-8 junior redshirt Arthur Zulu provide additional help off the bench.

BOB MARLIN PASSES ARCHIE PORTER AS SHSU "WINNINGEST COACH"

Sam Houston head coach Bob Marlin now ranks as the "winningest" men's basketball coach in Bearkat history. In 11 seasons at SHSU, Marlin owns a record of 196 victories and only 118 losses. He passed Archie Porter who won 189 and lost 128 in 1965 to 1975.

Marlin ranks second among Southland Conference coaches in victories. Mike Vining, head coach at Louisiana-Monroe from 1983 to 2005, is the SLC's leading in coaching victories with 383. Marlin served as a grad assistant under Vining in 1982 when the Indians won the TransAmerica Conference title and earned an NCAA tournament berth.

LAST SAM HOUSTON STATE BOX SCORES

NICHOLLS STATE 60, SAM HOUSTON STATE 59 -- 2-11-09 at Huntsville, TX

Nicholls St.		TOT-FG	3-PT	REBOUNDS											
##	Player Name	FG-FGA	FG-FGA	FT-FTA	OF	DE	TOT	PF	TP	A	TO	BLK	S	MIN	
05	Payne, Justin..... *	3-5	0-1	2-2	1	2	3	4	8	3	3	0	1	30	
20	Hunter, Fred..... *	0-1	0-1	0-0	0	0	0	0	0	0	0	0	0	4	
21	Bathie, Ryan..... *	8-11	2-4	1-1	1	1	2	3	19	3	2	0	0	25	
24	Carter, Kellan..... *	3-4	0-0	0-1	2	5	7	2	6	2	4	0	0	34	
31	Bose, Anatoly..... *	3-9	1-4	5-8	1	8	9	2	12	5	1	0	0	36	
01	Johnson, Joshua.....	0-0	0-0	0-0	0	0	0	0	0	0	0	0	0	1	
02	Iles, Chris.....	1-6	1-3	0-0	0	3	3	1	3	5	1	0	0	18	
03	Czepil, Mike.....	1-1	0-0	0-0	0	1	1	1	2	0	0	0	0	10	
11	Friend, Dominic.....	2-6	0-3	0-0	0	3	3	3	4	2	2	0	1	30	
13	McCallum, Cameron....	3-4	0-0	0-0	1	1	2	4	6	0	0	0	1	9	
44	Paige, Chris.....	0-0	0-0	0-0	0	1	1	0	0	0	1	0	0	3	
Totals.....		24-47	4-16	8-12	6	25	31	20	60	20	14	0	3	200	
		51.1%	25.0%	66.7%											

Sam Houston State		TOT-FG	3-PT	REBOUNDS											
##	Player Name	FG-FGA	FG-FGA	FT-FTA	OF	DE	TOT	PF	TP	A	TO	BLK	S	MIN	
01	Mitchell, Ashton.... *	5-10	2-6	2-4	1	1	2	3	14	8	2	0	1	32	
04	Ramirez, DeLuis..... *	3-6	0-0	2-2	3	3	6	2	8	1	2	1	1	34	
10	Allmond, Corey..... *	2-8	1-7	0-0	0	2	2	2	5	1	2	0	0	30	
15	Brown, Preston..... *	2-8	0-3	0-0	2	1	3	4	4	0	1	0	0	12	
42	Falkner, Barkley.... *	4-6	0-1	2-5	0	5	5	2	10	3	1	1	1	34	
05	Murray, Drae.....	1-2	0-1	2-2	0	1	1	0	4	1	1	0	2	15	
11	Crow, Josten.....	1-3	0-0	1-3	1	6	7	3	3	3	1	0	0	18	
21	Pevehouse, Lance....	3-6	2-5	1-2	0	1	1	3	9	4	0	0	0	23	
44	Kvedys, Domas.....	1-1	0-0	0-0	1	0	1	0	2	0	0	0	0	2	
Totals.....		22-50	5-23	10-18	9	20	29	19	59	21	10	2	5	200	
		44.0%	21.7%	55.6%											

Score by Periods		1st	2nd	Total
Nicholls St.....		26	34	- 60
Sam Houston State.....		20	39	- 59

Sam Houston State 75, Texas A&M-Corpus Christi 73 -- 2-14-2009 at Corpus Christi

Sam Houston State		TOT-FG	3-PT	REBOUNDS											
##	Player Name	FG-FGA	FG-FGA	FT-FTA	OF	DE	TOT	PF	TP	A	TO	BLK	S	MIN	
04	Ramirez, DeLuis..... f	0-3	0-0	0-0	2	0	2	3	0	1	4	0	2	12	
15	Brown, Preston..... f	7-10	0-2	5-7	2	8	10	4	19	1	2	1	0	28	
42	Falkner, Barkley.... c	5-5	0-0	0-1	4	5	9	3	10	3	3	0	0	34	
05	Murray, Drae..... g	1-3	1-3	0-0	1	0	1	1	3	0	1	0	0	10	
10	Allmond, Corey..... g	5-15	4-10	7-8	0	2	2	4	21	2	1	0	0	33	
01	Mitchell, Ashton....	4-6	0-1	0-0	0	4	4	1	8	4	5	2	0	31	
11	Crow, Josten.....	4-6	1-2	4-5	1	2	3	1	13	0	2	1	3	28	
21	Pevehouse, Lance....	0-2	0-2	1-2	0	1	1	4	1	0	2	1	0	13	
25	Bootle, Antuan.....	0-1	0-0	0-0	0	1	1	3	0	0	1	0	0	10	
44	Kvedys, Domas.....	0-0	0-0	0-0	0	0	0	1	0	0	0	0	0	1	
Totals.....		26-51	6-20	17-23	10	27	37	25	75	11	22	5	5	200	
		51.0%	30.0%	73.9%											

Texas A&M-Corpus Christi		TOT-FG	3-PT	REBOUNDS											
##	Player Name	FG-FGA	FG-FGA	FT-FTA	OF	DE	TOT	PF	TP	A	TO	BLK	S	MIN	
05	Bond, Horace..... f	1-4	1-2	2-4	2	1	3	2	5	2	0	0	0	29	
23	Reynolds, Justin.... f	7-9	0-0	0-3	1	4	5	3	14	0	1	0	3	23	
13	Toncinic, Filip..... c	1-3	0-1	0-1	0	3	3	1	2	0	1	2	2	17	
15	Palmer, Kevin..... g	8-18	2-6	5-9	3	4	7	3	23	3	5	0	4	35	
33	Coombs, Shamar..... g	1-8	1-2	5-6	3	1	4	0	8	3	1	0	1	30	
02	Nelson, Jawan.....	0-2	0-1	0-0	0	1	1	2	0	0	2	0	0	11	
12	Green, Tim.....	6-12	3-8	0-1	2	0	2	2	15	1	1	0	4	22	
21	Watt, Demond.....	2-6	0-0	2-3	5	2	7	5	6	0	3	1	1	25	
22	Topps, Antonio.....	0-0	0-0	0-0	0	0	0	0	0	0	1	0	0	2	
24	Hammonds, Marcus....	0-0	0-0	0-0	0	1	1	2	0	0	0	0	0	6	
Totals.....		26-62	7-20	14-27	18	19	37	20	73	9	15	3	15	200	
		41.9%	35.0%	51.9%											

Score by Periods		1st	2nd	Total
Sam Houston State.....		34	41	- 75
Texas A&M-Corpus Chr.....		29	44	- 73

Double Figure Scoring Games

Player	2009	Career
DeLuis Ramirez	10	25
Ashton Mitchell	16	24
Corey Allmond	18	18
Preston Brown	10	10
Barkley Falkner	10	10
Lance Pevehouse	8	8
Drae Murray	4	4
Domas Kvedys	1	3
Josten Crow	1	1

Double Figure Rebound Games

Player	2009	Career
DeLuis Ramirez	2	4
Barkley Falkner	3	3
Preston Brown	2	2

Southland Conference Post-Season Tournament

The top two teams from both divisions, plus the next four remaining teams with the best records will advance to the Merrill Center in Katy for the annual post-season SLC tournament to decide the SLC's NCAA playoff representative.

The tournament schedule:

THURSDAY, MARCH 12

12 noon	Men's quarterfinals
2:30 p.m.	Men's quarterfinals
6 p.m.	Men's quarterfinals
8:30 p.m.	Men's quarterfinals













FRIDAY, MARCH 13

6 p.m.	Semifinals
8:30 p.m.	Semifinals

SUNDAY, MARCH 15

1 p.m. Game 7 Finals on ESPN2

Sam Houston State Bearkats Spotting Chart

1 Ashton MITCHELL  Guard 5-11 175 Jr-2L New Orleans, LA Westwood HS Career Bests: 36 pts Lamar 1-28-09 15 asts Wright St 11-29-08 FG 3PT FT REB PTS .424 .342 .782 3.7 13.2	4 DeLuis RAMIREZ  Forward 6-4 205 Sr-1L Miami, FL NW Christian HS Career Bests: 19 pts Lamar 1-19-08 13 reb TX Southern 12-15-07 FG 3PT FT REB PTS .506 .125 .625 6.1 8.6	5 Drae MURRAY  Guard 5-10 135 Fr-HS Huntsville, TX Huntsville HS Career Bests: 15 pts Schreiner & SE Louisiana 6 ast TX College 12-09-08 FG 3PT FT REB PTS .371 .345 .750 1.2 5.0	10 Corey ALLMOND  Guard 6-1 180 Jr-Tr Oxon Hill, MD Brandywine HS Career Bests: 25 pts SE Louisiana 1-17-09 8 3pt fg Schreiner 11-14-08 FG 3PT FT REB PTS .444 .438 .837 2.6 14.8
11 Jostin CROW  Forward 6-4 204 So-1L Houston, TX Westfield HS Career Bests: 13 pt TAMUCC 2-14-09 FG 3PT FT REB PTS .350 .222 .483 2.6 14.8	15 Preston BROWN  Forward 6-6 225 Jr-Tr Strington, OK Stringtown HS Career Bests: 22 pts SFA 1-10-09 10 reb Central Arkansas 2-7-09 FG 3PT FT REB PTS .475 .419 .721 5.0 10.3	21 Lance PEVEHOUSE  Guard 6-2 190 So-Tr League City, TX Clear Creek HS Career Bests: 23 pts UTEP 12-06-08 FG 3PT FT REB PTS .381 .324 .727 2.4 8.9	24 Arthur ZULU  Post 6-8 220 Jr-Tr Lusaka, Zambia Jacksonville College Career Bests: 4 pts Schreiner 11-14-08 TX Tech 11-17-08 FG 3PT FT REB PTS .478 .000 .000 1.5 1.4
25 Antuan BOOTLE  Post 6-7 265 Fr-HS Freeport, Bahamas Saint Thomas HS Career Bests: 5 pts Schreiner 11-14-08 4 reb North Texas 11-20-08 FG 3PT FT REB PTS .400 .000 .571 2.1 1.0	32 Kendrell THOMPSON  Guard 6-3 190 So-Tr Houston, TX Clear Lake HS Career Bests: 5 pts Wright St 11-29-08 5 pts Schreiner 11-14-08 FG 3PT FT REB PTS .286 .250 .533 0.8 1.2	42 Barkley FALKNER  Post 6-8 231 Sr-1L Oxford, MS Oxford HS Career Bests: 22 pts Texas-San Antonio 2-4-09 13 reb UTA 1-24-09 FG 3PT FT REB PTS .560 .538 .586 7.0 7.7	44 Domas KVEDYS  Post 6-1 Sr-2L Round Rock, TX Round Rock HS Career Bests: 13 pts TX St-San Marcos 2-2-08 9 reb LA College 11-21-06 FG 3PT FT REB PTS .303 .000 .636 2.2 1.8

PRONUNCIATION GUIDE

Antuan Bootle -- BOO tull
Josten Crow -- Josh ten
Domas Kvedys -- Doh mas Kah ved es
Drae Murray -- Dray
Lance Pevehouse -- Pea vee house
DeLuis Ramirez -- De louis



Head Coach BOB MARLIN

Sam Houston, 1989
11th season at SHSU - Won 196 Lost 120
16th season as head coach - Won 317, Lost 155
Assistant Coaches
Jason Hooten, Neil Hardin, Oderra Jones

Player Notes on the Top Bearkats

1	Ashton Mitchell G 5-11 175 Jr-2L New Orleans, LA	<ul style="list-style-type: none">* Sixth in the nation and SLC leader in assists this season (6.7 per game)* Scored in double figures 24 times as a Bearkat* Hurricane Katrina evacuee who played senior year in Texas at Westwood HS* Criminal Justice major
4	DeLuis Ramirez F 6-4 205 Sr-1L Miami, FL	<ul style="list-style-type: none">* Scored in double figures in 25 of his games as a Bearkat forward* Third-leading scorer and rebounder for 2008 Bearkats, starting 26 times* Two-year starter, averaging 11.1 points at Odessa College* All-State at Northwestern Christian on teams that compiled 87-12 record* Communications major
5	Drae Murray G 5-10 135 Fr-HS Huntsville, TX	<ul style="list-style-type: none">* Third local Huntsville product to play for Bob Marlin (Brian Jordy, Jay Oliphant)* All-Region and All-District, averaging 16.1 points as a high school senior* District 18-4A "Most Valuable Player" as senior* Kinesiology major
10	Corey Allmond G 6-1 180 Jr-Tr Oxon Hill, MD	<ul style="list-style-type: none">* Fourth player to SHSU to score 20 or more points in his first two games as Bearkat* All-Conference on 25-8 team in 2008 at Howard College* All-Metro at Gwynn Park HS, averaging 26.1 points on championship team* Kinesiology major
11	Josten Crow F 6-4 204 So-1L Houston, TX	<ul style="list-style-type: none">* Averaged 5.8 minutes in 26 games as a true freshman at Sam Houston in 2008* Averaged 22.2 points, 6.1 assists at Naval Academy Prep in 2007* All-District on 36-1 regional semifinals at Westfield High School in 2006* Business major
15	Preston Brown F 6-6 225 Jr-Tr Stringtown, OK	<ul style="list-style-type: none">* Scored 10.1 points per game on 31-3 Cowley County juco squad in 2008* Played for 31-2 team at Redlands Community College in 2007* All-State on 29-1 squad as senior at Stringtown High School, averaging 19.2 points* Kinesiology major
21	Lance Pevehouse G 6-2 190 So-Tr League City, TX	<ul style="list-style-type: none">* All-Conference guard on 23-9 NJCAA regional semifinalist at San Jacinto in 2008* Scored 20.1 points for Army Prep School in 2007* Three-time All-District guard at Clear Creek, earning Academic All-State honors* Business Management major
24	Arthur Zulu P 6-8 220 Jr-Tr Lusaka, Zambia	<ul style="list-style-type: none">* Red-shirt at Sam Houston in 2008 after transferring from Jacksonville College* Averaged 7.3 points for Jacksonville in 2007* International business major
25	Antuan Bootle P 6-7 265 Fr-HS Freeport, Bahamas	<ul style="list-style-type: none">* All-State and All-Greater Houston selection for Saint Thomas High School* Ranks as Saint Thomas' all-time leading scorer* Led Saint Thomas to state finals as sophomore and state title as senior* Forensic Science major
32	Kendrell Thompson G 6-3 190 So-Tr Houston, TX	<ul style="list-style-type: none">* All-Conference at Collin Country Community College* Averaged 11.6 points on 21-10 squad in 2008* All-State on 33-7 team as senior at Clear Lake High School* Business major
42	Barkley Falkner P 6-8 231 Sr-1L Oxford, MS	<ul style="list-style-type: none">* Academic All-Southland Conference in 2008 with 3.95 overall grade point average* Ranked No. 4 nationally in NAIA rebounding for Spring Hill College in 2006* All-District at Oxford, MS, High School, averaging 13.9 points and 9.2 rebounds* Accounting major
44	Domas Kvedys P 6-10 240 Sr-2L Kaunas, Lithuania	<ul style="list-style-type: none">* Averaged 6.9 minutes per game in 2007 and 2008 for the Bearkats* Outstanding rebounder for Odessa College in 2006* Led Florida Air Academy in Melbourne, FL, to 32-0 record and state title* International Business major

Bob Marlin

Sam Houston State University
Head Men's Basketball Coach



Sam Houston head men's basketball coach Bob Marlin has directed the Bearkats to more victories than any other Southland Conference team during his 11 years heading the Kat program.

Since 2000, only one of the 20 NCAA Division I men's basketball teams in Texas (the UT Longhorns) has won more games than Sam Houston.

Inheriting a program that had not finished higher than sixth in the league and posted only two double digit victory seasons in more than a decade, Marlin has directed the Kats to five 20-plus victory seasons (and double digit wins in each of his 10 years as head coach. Sam Houston State stands as one of only three teams in Southland Conference history to put three or more 20-plus victory seasons back-to-back.

Twice Marlin has earned Southland Conference "Coach of the Year" honors - in 2000 after directing the Kats to their first Southland Conference championship and in 2003 after Sam Houston's second title in four years. In 15 seasons as a head coach, Marlin has produced a record of 305 victories and 145 losses. He rolled up a 123-35 record as head coach at Pensacola Junior College. In 1993, he was National Junior College "Coach of the Year" after directing Pensacola to the NJCAA National Championship. Marlin has served as an assistant coach at Alabama, Marshall, Houston Baptist, and Louisiana-Monroe.

Since Marlin took over the Sam Houston program, the Bearkats have produced more non-conference intersectional victories than any other Southland Conference team.

During Sam Houston's 10-0 start in 2007-08, Sam Houston received votes in the Associated Press national top 25 for the first time since the Kats moved up to the NCAA Division I level.

Marlin received National Junior College Athletic Association (NJCAA) "Coach of the Year" honors in 1993 following Pensacola's national title (the first ever for a Florida junior college). He won 100 games at Pensacola faster than any coach in school history. Twenty-seven of his players at Pensacola received scholarships to play at four-year schools. Marlin was inducted into the Florida Junior College Hall of Fame in March, 2007.

As a head coach, Marlin has coached an NBA draft pick, one NJCAA National Player of the Year, one NJCAA Student-Athlete of the Year, two Southland Conference "Players of the Year," two SLC "Newcomers of the Year," one SLC "Freshman of the Year," one SLC "Student Athlete of the Year," four All-Americans, 31 All-Conference selections, four Academic All-Americans, and 27 Academic All-Conference student-athletes.

Born in Tupelo, MS, Marlin received his Bachelor of Science degree in Physical Education from Mississippi State in 1981. He earned his Masters in Health and Physical Education (with a minor in guidance and counseling) from Northeast Louisiana in 1983. He has a son, Matt (16).

Bob Marlin Coaching Record

Sam Houston State - Won 196, Lost 120

2008-09 - Won 13, Lost 8
2007-08 - Won 23, Lost 8
2006-07 - Won 21, Lost 10
2005-06 - Won 22, Lost 9
2004-05 - Won 18, Lost 12
2003-04 - Won 13, Lost 15
2002-03 - Won 23, Lost 7
2001-02 - Won 14, Lost 14
2000-01 - Won 16, Lost 13
1999-00 - Won 22, Lost 7
1998-99 - Won 10, Lost 16

Bob Marlin vs.

Southland Conference

Foe W-L

SFA 16-7

Nicholls St..... 13-6

UTSA 13-5

UTA 13-7

TxSt-SanMarcos 12-6

Lamar..... 12-8

NW St..... 11-9

McNeese..... 11-9

SE LA 9-10

TAMUCC 4-2

Central Ark..... 3-0

Pensacola Junior College - Won 123, Lost 35

1994-1995 - Won 22, Lost 8

1993-1994 - Won 21, Lost 9

1992-1993 - Won 31, Lost 5

1991-1992 - Won 24, Lost 7

1990-1991 - Won 25, Lost 6

"Coach of the Year"

Southland Conference - 2000, 2003

NJCAA - 1993

Bob Marlin's SHSU Home & Road Coaching Record

Year	Full Season		Southland Conference	
	Home	Away	Home	Away
2009	9-3	5-6	3-1	5-1
2008	14-2	9-6	6-2	4-4
2007	12-2	8-7	6-2	7-1
2006	14-2	8-7	6-2	5-3
2005	12-2	6-10	6-2	5-3
2004	10-3	3-12	5-3	3-5
2003	15-0	8-7	10-0	7-3
2002	6-4	8-10	6-4	3-7
2001	11-3	5-9	7-3	4-7
2000	11-1	11-6	8-1	7-2

Bob Marlin As An Assistant Coach

University of Alabama - 1995 to 1998

Won 51, Lost 43

Marshall University - 1989 to 1990

Won 15, Lost 12

Houston Baptist University - 1983 to 1989

Won 95, Lost 79

Northeast Louisiana - 1981 to 1983

Won 33, Lost 25

The Southland Conference Since Bob Marlin Came To SHSU In 1998-1999

Team	Overall			SLC Games			Non-Conference		
	W	L	Pct.	W	L	Pct.	W	L	Pct.
SAM HOUSTON	196	120	.620	120	66	.645	68	47	.591
TX A&M-C. Christi	49	38	.563	28	14	.667	18	24	.429
Stephen F Austin	160	145	.525	91	96	.487	64	43	.598
Lamar	161	155	.509	94	92	.505	59	57	.509
TX-Arlington	157	152	.508	98	88	.527	55	57	.491
Northwestern St	166	165	.502	102	84	.548	50	76	.397
Southeastern LA	153	157	.494	82	104	.441	58	57	.504
TX-San Antonio	156	157	.498	99	87	.532	50	64	.439
McNeese	153	159	.490	104	82	.559	42	70	.375
TX St.-San Marcos	136	171	.443	83	104	.444	50	60	.455
Central Arkansas	19	35	.352	10	33	.233	23	18	.561
Nicholls	98	208	.320	61	126	.326	37	79	.319

Southland Conference's "Winningest Coaches"

Coach, Team (Years)	W	L	Pct.
(Minimum three years as SLC Head Coach)			
Mike Vining, LA-Monroe (1983-2004)	383	291	.568
BOB MARLIN, SHSU (1999-current)	196	120	.620
Eddie McCarter, UTA (1993-2006)	179	211	.459
Tim Carter, UTSA (1996-2006)	160	152	.513
Jack Martin, Lamar (1964-1976)	160	166	.491
Glenn Duhon, McNeese (1978-1987)	155	136	.533
Mike Moonathy, NW St. (2000-current)	160	144	.526
Ricky Broussard, Nicholls (1992-2001)	147	120	.551
Danny Kasper, SFA (2001-current)	150	102	.595
Pat Foster, Lamar (1981-1986)	134	49	.732

Sam Houston State 2008-09 Men's Season Basketball Statistics

#	Player	GPGS	Min	Avg	TOTAL FG			3-PTS			FREE THROWS			REBOUNDS				PF	FO	A	TO	Blk	Stl	POINTS		
					FG	FGA	Pct	3FG	FGA	Pct	FT	FTA	Pct	Off	Def	Tot	Avg							Pts	Avg.	
10	Allmond, Corey	23	23	705	30.7	114	257	.444	71	162	.438	41	49	.837	12	47	59	2.6	43	1	59	47	0	32	340	14.8
01	Mitchell, Ashton	23	21	706	30.7	84	198	.424	25	73	.342	111	142	.782	19	65	84	3.7	59	3	152	84	6	41	304	13.2
15	Brown, Preston	23	22	544	23.7	85	179	.475	18	43	.419	49	68	.721	39	76	115	5.0	89	7	21	35	17	9	237	10.3
21	Pevehouse, Lance	23	1	522	22.7	61	160	.381	35	108	.324	48	66	.727	17	38	55	2.4	46	1	30	26	4	22	205	8.9
04	Ramirez, DeLuis	23	21	611	26.6	78	154	.506	1	8	.125	40	64	.625	63	78	141	6.1	61	2	38	53	5	18	197	8.6
42	Falkner, Barkley	23	23	635	27.6	65	116	.560	7	13	.538	41	70	.586	57	105	162	7.0	66	2	24	37	8	19	178	7.7
05	Murray, Drae	23	2	304	13.2	36	97	.371	20	58	.345	24	32	.750	5	22	27	1.2	28	0	48	24	2	24	116	5.0
11	Crow, Josten	15	1	229	15.3	14	40	.350	2	9	.222	14	29	.483	20	30	50	3.3	36	3	14	13	1	14	44	2.9
44	Kvedys, Domas	19	1	123	6.5	10	33	.303	0	8	.000	14	22	.636	20	21	41	2.2	20	0	7	10	10	1	34	1.8
25	Bootle, Antuan	20	0	117	5.9	10	25	.400	0	0	.000	4	7	.571	12	29	41	2.1	31	0	7	8	3	2	24	1.2
32	Thompson, Kendrell	19	0	103	5.4	6	21	.286	2	8	.250	8	15	.533	5	10	15	0.8	4	0	2	7	0	5	22	1.2
24	Zulu, Arthur	16	0	101	6.3	11	23	.478	0	0	.000	0	2	.000	9	15	24	1.5	22	0	5	8	5	4	22	1.4
TM Team.....															28	24	52	2.3	0			3				
Total.....		23				574	1303	.441	181	490	.369	394	566	.696	306	560	866	37.7	505	19	407	355	61	191	1723	74.9
Opponents.....		23				539	1258	.428	129	415	.311	358	569	.629	283	527	810	35.2	494	12	348	361	70	163	1565	68.0

Sam Houston 2008-09 Men's Statistics - Southland Games Only

##	Player	GPGS	Min	Avg	TOTAL FG			3-PTS			FREE THROWS			REBOUNDS				PF	FO	A	TO	Blk	Stl	POINTS		
					FG	FGA	Pct	3FG	FGA	Pct	FT	FTA	Pct	Off	Def	Tot	Avg							Pts	Avg.	
10	Allmond, Corey	10	10	330	33.0	53	129	.411	32	77	.416	24	30	.800	9	25	34	3.4	20	1	19	18	0	11	162	16.2
01	Mitchell, Ashton	10	9	319	31.9	39	96	.406	13	35	.371	57	71	.803	8	28	36	3.6	20	1	57	41	3	18	148	14.8
15	Brown, Preston	10	10	239	23.9	41	86	.477	14	31	.452	21	24	.875	15	32	47	4.7	42	3	11	10	6	2	117	11.7
42	Falkner, Barkley	10	10	315	31.5	35	53	.660	4	8	.500	26	41	.634	27	55	82	8.2	29	1	13	20	2	10	100	10.0
21	Pevehouse, Lance	10	0	229	22.9	26	68	.382	14	42	.333	21	29	.724	8	20	28	2.8	22	0	16	8	2	7	87	8.7
04	Ramirez, DeLuis	10	10	265	26.5	27	58	.466	1	3	.333	15	20	.750	26	27	53	5.3	28	1	17	22	3	8	70	7.0
05	Murray, Drae	10	1	133	13.3	18	44	.409	11	29	.379	14	19	.737	2	5	7	0.7	13	0	12	5	2	9	61	6.1
11	Crow, Josten	10	0	169	16.9	9	28	.321	1	7	.143	12	22	.545	14	25	39	3.9	27	2	12	8	1	9	31	3.1
44	Kvedys, Domas	8	0	25	3.1	1	5	.200	0	1	.000	1	2	.500	2	7	9	1.1	6	0	0	1	2	0	3	0.4
25	Bootle, Antuan	7	0	42	6.0	1	3	.333	0	0	.000	0	0	.000	4	7	11	1.6	13	0	1	3	1	0	2	0.3
32	Thompson, Kendrell	7	0	22	3.1	0	5	.000	0	2	.000	2	4	.500	1	4	5	0.7	2	0	0	1	0	1	2	0.3
24	Zulu, Arthur	4	0	12	3.0	1	1	1.000	0	0	.000	0	0	.000	1	4	5	1.3	6	0	0	1	1	0	2	0.5
TM Team.....															12	7	19	1.9	0			3				
Total.....		10				251	576	.436	90	235	.383	193	262	.737	129	246	375	37.5	228	9	158	141	23	75	785	78.5
Opponents.....		10				245	557	.440	58	181	.320	165	259	.637	118	244	362	36.2	224	8	154	148	30	71	713	71.3

Sam Houston Men's Basketball 2008-09 Individual Game By Game-Points-Rebounds-Assists

Opponent	Score	1 Ashton Mitchell	4 DeLuis Ramirez	5 Drae Murray	10 Corey Allmond	11 Josten Crow	15 Preston Brown	21 Lance Pevehouse	24 Arthur Zulu	25 Antuan Boottle	32 Kendrell Thompson	42 Barkley Falkner	44 Domas Kvedys
SCHREINER	100-42	4-1-11	12-8-3	15-2-3	24-2-4	----	10-4-2	9-1-1	4-4-1	5-4-0	5-0-1	0-9-0	12-8-2
at Texas Tech	76-87	8-2-5	10-11-1	0-2-5	23-0-2	----	4-6-3	12-1-1	4-5-1	2-1-1	0-0-0	9-7-1	4-2-0
NORTH TEXAS	71-76	8-2-6	9-7-3	2-0-4	15-2-4	----	11-4-0	6-3-3	2-0-0	4-4-1	0-1-0	13-9-0	1-1-0
WESTERN MICH	62-65	18-1-7	15-7-1	0-0-0	7-1-2	----	2-6-1	9-1-1	0-0-0	0-0-0	0-0-0	7-7-3	4-2-1
WRIGHT ST	84-65	14-7-15	10-4-2	3-0-0	22-4-3	----	6-1-0	9-2-1	0-0-0	0-3-0	5-2-0	10-4-1	5-6-2
at North Texas	66-68	23-7-4	13-8-3	0-3-1	6-2-2	----	8-7-0	7-4-0	2-0-1	0-0-0	0-1-0	5-3-1	2-1-0
at UTEP	72-83	15-8-7	13-6-0	0-2-1	11-1-7	----	4-6-0	23-2-0	0-1-0	0-0-0	0-0-0	6-1-0	0-3-2
TEXAS COLLEGE	89-54	9-2-7	8-5-3	12-5-6	17-3-3	----	21-6-0	7-5-4	0-2-1	5-8-2	8-2-0	0-5-1	2-6-0
JARVIS CHRISTIAN	69-60	10-3-8	12-6-2	8-1-3	3-2-2	2-3-0	18-9-0	8-4-0	----	0-0-0	2-1-0	6-6-1	----
at LA-Lafayette	56-54	17-3-8	8-10-1	0-1-3	17-1-1	1-0-0	7-4-0	2-1-1	0-1-0	0-2-0	0-2-0	4-8-1	----
at Texas A&M	50-60	16-5-4	10-6-0	3-0-1	0-1-2	3-4-2	9-5-1	5-0-1	2-4-0	0-1-0	----	2-8-0	0-1-0
NW OK ST	73-52	6-4-4	1-6-2	8-2-4	13-4-4	3-3-0	8-5-2	9-2-1	2-1-1	6-5-2	0-1-1	16-9-2	1-2-0
at UCF	70-86	8-3-9	6-4-0	4-2-5	20-2-4	4-1-0	12-5-1	12-1-0	4-1-0	0-2-0	0-0-0	0-4-0	0-0-0
at Stephen F. Austin	73-75	10-8-6	12-9-0	6-1-1	11-2-1	0-1-0	22-5-0	10-4-0	0-0-0	----	----	2-7-0	----
SOUTHEASTERN LA	73-62	13-4-10	2-5-0	15-0-1	25-1-2	3-3-0	4-6-1	4-4-1	2-3-0	0-0-0	1-1-0	4-5-3	0-0-0
at TX St-San Marcos	79-75	11-2-4	6-5-4	4-1-0	17-3-3	3-2-0	11-1-0	10-5-2	----	----	1-1-0	16-7-0	0-4-0
TEXAS-ARLINGTON	78-74	14-5-5	4-4-2	14-0-1	12-5-3	9-5-2	6-3-3	6-3-2	----	2-2-0	0-1-0	10-13-0	1-2-0
at Lamar	112-105	36-2-4	18-8-4	2-0-0	18-6-0	0-3-1	14-2-2	13-4-1	0-1-0	0-1-1	0-2-0	11-5-0	0-1-0
TAMUCC	72-51	11-1-8	8-2-3	3-0-0	13-3-3	0-7-1	21-5-3	11-1-4	----	0-4-0	0-0-0	5-10-2	0-0-0
at Texas-San Antonio	89-86	13-6-2	4-9-2	7-1-5	22-7-1	0-3-4	7-2-0	14-2-1	----	0-1-0	0-0-0	22-12-0	----
at Central Arkansas	75-52	18-2-6	8-3-0	3-2-3	18-3-3	0-5-1	9-10-1	9-3-1	0-1-0	0-2-0	0-0-0	10-9-2	0-1-0
NICHOLLS ST.	59-60	14-2-8	8-6-1	4-1-1	5-2-1	3-7-3	4-3-0	9-1-4	----	----	----	10-5-3	2-1-0
at A&M-Corpus Chr	75-73	8-4-4	0-2-1	3-1-0	21-2-2	13-3-0	19-10-1	1-1-0	----	0-1-0	----	10-9-3	0-0-0

-----Game Starting Line-up-----								
Opponent	Date	Score	WL	Forward	Forward	Center	Guard	Guard
SSCHREINER	11-14-09	100-42	W	Kvedys	Ramirez	Falkner	Allmond	Mitchell
at Texas Tech	11-17-08	76-87	L	Brown	Ramirez	Falkner	Allmond	Mitchell
NORTH TEXAS	11-20-08	71-76	L	Brown	Ramirez	Falkner	Allmond	Mitchell
WESTERN MICHIGAN	11-25-08	62-65	L	Brown	Ramirez	Falkner	Allmond	Mitchell
WRIGHT STATE	11-29-08	84-65	W	Brown	Ramirez	Falkner	Allmond	Mitchell
at North Texas	12-03-08	66-68	L	Brown	Pevehouse	Falkner	Allmond	Mitchell
at UTEP	12-06-08	72-83	L	Brown	Ramirez	Falkner	Allmond	Mitchell
TEXAS COLLEGE	12-09-08	89-54	W	Brown	Ramirez	Falkner	Allmond	Mitchell
JARVIS CHRISTIAN	12-13-08	69-60	W	Brown	Ramirez	Falkner	Allmond	Murray
at Louisiana-Lafayette	12-21-08	56-54	W	Brown	Ramirez	Falkner	Allmond	Mitchell
at Texas A&M	12-28-08	50-60	L	Brown	Ramirez	Falkner	Allmond	Mitchell
NW OK ST	12-30-08	73-52	W	Crow	Ramirez	Falkner	Allmond	Mitchell
at UCF	1-3-09	70-86	L	Brown	Ramirez	Falkner	Allmond	Mitchell
at Stephen F. Austin	1-10-09	73-75	L	Brown	Ramirez	Falkner	Allmond	Mitchell
SOUTHEASTERN LA	1-17-09	73-62	W	Brown	Ramirez	Falkner	Allmond	Mitchell
TEXAS-ARLINGTON	1-24-09	78-74	W	Brown	Ramirez	Falkner	Allmond	Mitchell
at Lamar	1-28-09	112-105	W 2ot	Brown	Ramirez	Falkner	Allmond	Mitchell
TAMUCC	1-31-09	72-51	W	Brown	Ramirez	Falkner	Allmond	Mitchell
at Texas-San Antonio	2-4-09	89-86	W 2ot	Brown	Ramirez	Falkner	Allmond	Mitchell
at Central Arkansas	2-7-09	75-52	W	Brown	Ramirez	Falkner	Allmond	Mitchell
NICHOLLS ST.	2-11-09	59-60	L	Brown	Ramirez	Falkner	Allmond	Mitchell
at A&M-Corpus Chrsti	2-14-09	75-73	W	Brown	Ramirez	Falkner	Allmond	Mitchell

Sam Houston 2008-09 Men's Basketball Game By Game Team Totals

Opponent	Score	Site	Field Goals		3-Point FG		Free Throws		Rebs.	TO
	SH-Foe	Result	SHSU	Opponent	SHSU	Opponent	SHSU	Opponent	SH-Foe	SH-Foe
Schreiner	100-42	H-W	38-78 .487	16-52 .308	12-30 .400	3-20 .150	12-21 .571	7-9 .778	45-37	13-31
Texas Tech	76-87	A-L	26-59 .441	33-71 .465	8-18 .444	8-23 .348	16-24 .667	13-25 .520	41-44	18-12
North Texas	71-76	H-L	26-59 .441	25-48 .521	4-13 .308	6-13 .462	15-29 .517	20-29 .690	37-33	14-15
Western Mich.	62-65	H-L	19-54 .352	26-52 .500	4-20 .200	9-20 .450	20-25 .800	4-6 .667	27-39	4-17
Wright St.	84-65	H-W	27-45 .600	19-49 .388	6-12 .500	4-21 .190	24-33 .727	23-36 .639	34-26	16-14
North Texas	66-68	A-L	22-54 .407	22-46 .478	5-15 .333	3-11 .273	17-30 .567	14-21 .667	40-31	20-14
UTEP	72-83	A-L	25-55 .455	27-63 .429	10-24 .417	6-15 .400	12-16 .750	23-35 .657	31-42	18-14
Texas College	89-54	H-W	31-65 .477	20-56 .357	9-22 .409	4-20 .200	18-22 .818	10-20 .500	52-28	17-16
Jarvis Christian	69-60	H-W	23-51 .451	23-50 .460	3-18 .167	7-23 .304	20-27 .741	7-15 .467	37-26	16-15
LA-Lafayette	56-54	A-W	18-47 .383	19-47 .404	5-17 .294	6-21 .286	15-25 .600	10-19 .526	35-34	16-17
Texas A&M	50-60	A-L	19-57 .333	22-54 .407	5-21 .238	3-9 .333	7-13 .538	13-26 .500	41-40	20-13
NW OK St	73-52	H-W	26-53 .491	20-59 .339	10-20 .500	5-21 .238	11-22 .500	7-12 .583	44-32	21-18
Central Florida	70-86	A-L	23-50 .460	22-55 .400	10-27 .370	7-17 .412	14-17 .824	35-42 .833	27-37	23-16
Stephen F. Austin	73-75	A-L	22-63 .349	26-52 .500	7-17 .412	8-19 .421	22-23 .957	15-25 .600	41-34	22-22
Southeastern LA	73-62	H-W	22-51 .431	21-46 .457	8-18 .444	5-20 .250	21-29 .724	15-23 .652	32-29	13-15
TX St-San Marcos	79-75	A-W	23-51 .451	27-64 .422	9-17 .529	6-21 .286	24-32 .750	15-26 .577	32-45	12-14
Texas-Arlington	78-74	H-W	21-56 .375	26-56 .464	13-32 .406	7-16 .438	23-32 .719	15-20 .750	43-22	10-10
Lamar	112-105	A-W 2ot	31-61 .500	29-63 .286	4-11 .364	5-17 .294	46-55 .836	42-52 .808	36-38	19-17
TAMUCC	72-51	H-W	26-55 .473	19-50 .380	12-26 .462	4-19 .211	8-12 .667	9-16 .563	35-32	16-20
Texas-San Antonio	89-86	A-W 2ot	34-78 .436	31-68 .456	13-35 .371	10-24 .417	8-17 .471	14-24 .583	46-46	20-23
Central Arkansas	75-52	A-W	24-60 .400	16-49 .327	13-36 .361	2-9 .222	14-21 .667	18-34 .529	44-37	9-8
Nicholls St.	59-60	H-L	22-50 .440	24-47 .511	5-23 .217	4-16 .250	10-18 .556	8-12 .667	29-31	10-14
TAMUCC	75-73	A-W	26-51 .510	26-62 .419	6-20 .300	7-20 .350	17-23 .739	14-27 .519	37-37	22-15

Sam Houston Men's Basketball 2008-09 Season Bests

POINTS

36	Ashton Mitchell	@Lamar	1-28-09
25	Corey Allmond	SE LA	1-17-09
24	Corey Allmond	Schreiner	11-14-08
23	Corey Allmond	@TX Tech	11-17-08
23	Ashton Mitchell	@No Texas	12-3-08
23	Lance Pevehouse	@UTEP	12-6-08
22	Corey Allmond	Wright St	11-29-08
22	Preston Brown	SFA	1-10-09
22	Barkley Falkner	@UTSA	2-4-09
22	Corey Allmond	@UTSA	2-4-09
21	Preston Brown	TX College	12-9-08
21	Corey Allmond	TAMUCC	1-31-09
21	Corey Allmond	@TAMUCC	2-14-09
20	Corey Allmond	@Cen Fla	1-3-09

REBOUNDS

13	Barkley Falkner	UTA	1-24-09
12	Barkley Falkner	@UTSA	2-4-09
11	DeLuis Ramirez	@TX Tech	11-17-08
10	DeLuis Ramirez	@UTEP	12-6-08
10	Barkley Falkner	TAMUCC	1-31-09
10	Preston Brown	@UCA	2-7-09
10	Preston Brown	@TAMUCC	2-14-09

THREE-POINT BASKETS

8	Corey Allmond	Schreiner	11-14-08
5	Corey Allmond	@TX Tech	11-17-08
5	Lance Pevehouse	@UTEP	12-6-08
5	Preston Brown	TX College	12-9-08
5	Corey Allmond	@TSU-SM	1-21-09
5	Corey Allmond	@UTSA	2-4-09
5	Corey Allmond	@UCA	2-7-09

ASSISTS

15	Ashton Mitchell	Wright St	11-29-08
11	Ashton Mitchell	Schreiner	11-14-08
10	Ashton Mitchell	SE LA	1-17-09
9	Ashton Mitchell	@Cen Fla	1-3-09
8	Ashton Mitchell	Jarvis	12-13-08
8	Ashton Mitchell	@LA-Laf	12-21-08
8	Ashton Mitchell	TAMUCC	1-31-09
8	Ashton Mitchell	Nicholls	2-11-09
7	Ashton Mitchell	W Mich	11-25-08
7	Ashton Mitchell	@UTEP	12-6-08
7	Ashton Mitchell	TX College	12-9-08
7	Corey Allmond	@UTEP	12-6-08
6	Dræ Murray	TX College	12-9-08

BLOCKS

3	Preston Brown	NW Ok St	12-30-08
2	Antuan Bootle	Schreiner	11-14-08
2	Domas Kvedys	@Texas Tech	11-17-08
2	Preston Brown	@North Texas	12-03-08
2	Arthur Zulu	@UTEP	12-06-08
2	Ashton Mitchell	TX College	12-9-08
2	Barkley Falkner	TX College	12-9-08
2	DeLuis Ramirez	Jarvis	12-13-08
2	Barkley Falkner	NW Ok St	12-30-08
2	Preston Brown	@UTSA	2-4-09
2	Ashton Mitchell	@TAMUCC	2-14-09

STEALS

5	Ashton Mitchell	@Lamar	1-28-09
4	Dræ Murray	Schreiner	11-14-08
4	Lance Pevehouse	Schreiner	11-14-08
4	Ashton Mitchell	Schreiner	11-14-08
4	Ashton Mitchell	SE LA	1-17-09
4	Dræ Murray	SE LA	1-17-09
4	Barkley Falkner	@UTSA	2-4-09

Sam Houston Men's Basketball Career Bests

POINTS

36	Ashton Mitchell	@Lamar	1-28-09
25	Corey Allmond	SE LA	1-17-09
23	Lance Pevehouse	@UTEP	12-6-08
21	Preston Brown	TX College	12-9-08
22	Barkley Falkner	@UTSA	2-4-09
15	Dræ Murray	Schreiner	11-14-08
		SE LA	1-17-09
13	Domas Kvedys	TxSt-San Marcos	2-2-08
13	Josten Crow	@TAMUCC	2-14-09

REBOUNDS

11	DeLuis Ramirez	@TX Tech	11-17-08
		TX-Arlington	2-27-08
9	Domas Kvedys	LA College	11-21-06
13	Barkley Falkner	UTA	1-24-09
10	Preston Brown	@UCA	2-7-09
		@TAMUCC	2-14-09
8	Ashton Mitchell	@UTEP	12-6-08
8	Antuan Bootle	TX College	12-9-08

THREE-POINT BASKETS

8	Corey Allmond	Schreiner	11-14-08
5	Lance Pevehouse	@UTEP	12-6-08
5	Preston Brown	TX College	12-9-08
4	Dræ Murray	SE LA	1-17-09
3	Ashton Mitchell	@TAMUCC	3-3-08
		W Mich	11-25-08

ASSISTS

15	Ashton Mitchell	Wright St	11-29-08
7	Corey Allmond	@UTEP	12-6-08
6	Dræ Murray	TX College	12-9-08
4	Lance Pevehouse	TX College	12-9-08

BLOCKS

3	Preston Brown	NW Ok St	12-30-08
2	Antuan Bootle	Schreiner	11-14-08
2	Domas Kvedys	@Texas Tech	11-17-08
		Delaware St.	11-25-06
2	Arthur Zulu	@UTEP	12-06-08
2	Ashton Mitchell	TX College	12-9-08
2	Barkley Falkner	TX College	12-9-08
		St Gregorys	11-20-07
2	DeLuis Ramirez	Jarvis	12-13-08

STEALS

6	Ashton Mitchell	St Gregorys	11-20-07
4	Dræ Murray	Schreiner	11-14-08
		SE LA	1-17-09
4	Lance Pevehouse	Schreiner	11-14-08
3	DeLuis Ramirez	TAMUCC	3-3-08
		Fresno St.	11-24-07

BEARKAT OPPONENT 2008-09 SINGLE GAME HIGHS

POINTS

30	Stefon Jackson	@UTEP	12-6-08
26	Jermaine Taylor	@Cen Fla	1-3-08
26	Marquis Haynes	UTA	1-24-09
23	Kevin Palmer	@TAMUCC	2-14-09
22	Brandon McThay	@Lamar	1-28-09
21	Ryan McCoy	@LA-Laf	12-21-08
21	Matt Kingsley	@SFA	1-10-09
20	Tristan Thompson	@No Texas	12-3-08
20	Anthony Vereen	UTA	1-24-09

THREE POINT FIELD GOALS

4	Ryan McCoy	@LA-Laf	12-21-08
---	------------	---------	----------

REBOUNDS

12	Alan Voskuil	@TX Tech	11-17-08
12	Justin Reynolds	TAMUCC	1-31-09
11	Chinemelu Elonu	@TX A&M	12-28-08
11	Eric Tramiel	@No Texas	12-3-08
11	George Odufuwa	North Texas	11-20-08

ASSISTS

9	John Roberson	@TX Tech	11-17-08
8	Jeremy Smith	UTA	1-24-09
7	Michael Redell	W Mich	11-25-08