

GAME  
1

CINCINNATI

CINCINNATI BEARCATS

0-0 • 0-0 BIG 12



TOWSON TIGERS

0-0 • 0-0 CAA



SATURDAY, AUG. 31, 2024 • 2:30 PM ET • CARSON FIELD AT HISTORIC NIPPERT STADIUM • CINCINNATI, OHIO

# THE STRONG SHALL REIGN

## 2024 SCHEDULE

DATE	OPPONENT (TV)	RESULT/TIME (ET)
AUG. 31	TOWSON (ESPN+)	2:30 P.M.
SEPT. 7	PITTSBURGH (ESPN/2)	NOON
Sept. 14	at Miami (Ohio) (ESPNU)	Noon
SEPT. 21	HOUSTON*	TBD
Sept. 28	at Texas Tech*	TBD
Oct. 12	at UCF*	TBD
OCT. 19	ARIZONA STATE*	TBD
Oct. 26	at Colorado*	TBD
NOV. 9	WEST VIRGINIA*	TBD
Nov. 16	at Iowa State*	TBD
Nov. 23	at Kansas State*	TBD
NOV. 30	TCU*	TBD

All times ET. Home in **BOLD CAPS**, played at Nippert Stadium

\* - Big 12 Conference game.

## ON THE AIR

**TV:** ESPN+

Play-by-Play .....Eric Rothman

Analyst.....Jerod Cherry

**RADIO:** BEARCATS SPORTS NETWORK

Play-by-Play ..... Dan Hoard

Analyst.....Jim Kelly Jr.

Sideline ..... Tony Pike

Host/Engineer.....Mo Egger

Local: 700 WLW

Satellite: SiriusXM Channel 161 or 200

App: iHeart Radio App and The Varsity Network: "Search Cincinnati"

**LIVE STATS:** Cincinnati.StatBroadcast.com

## TABLE OF CONTENTS

Quick Hits.....	1
Media Information.....	2
Team Information.....	3-10
Nippert Stadium.....	11
Rosters.....	12-13
Depth Chart/Pronunciations.....	14
Head Coach Scott Satterfield.....	15-16
Assistant Coaches/Support Staff.....	17
Player Capsules.....	18-26
Starter Information.....	27
Last Time It Happened.....	28
Single-Game Records.....	29
2024 Statistics.....	30-37
Record Book.....	38-49



## CINCINNATI BEARCATS

**Head Coach** Scott Satterfield

**Record at Cincinnati** 3-9 (.250, 2nd Year)

**Overall Record** 79-57 (.585, 12th Year)



## TOWSON TIGERS

**Head Coach** Pete Shinnick

**Record at School** 5-6 (.455, 2nd Year)

**Overall Record** 164-73 (.692, 21st Year)

## GAME INFORMATION

**Facility** Carson Field at Historic Nippert Stadium

**Capacity** 38,007

**TV** ESPN+

**Radio** 700 WLW | SiriusXM Channel 161 or 200

**Series Record** First Meeting

**at Cincinnati** First Meeting

**Last Meeting** First Meeting

**Series Streak** First Meeting

## CINCINNATI OPENS 2024 SEASON AT HOME VS. TOWSON

- The 2024 college football season is here, and Cincinnati will open its second season as a member of the Big 12 Conference at home on Saturday, Aug. 31 vs. Towson at 2:30 p.m. ET. This will be the first-ever meeting between UC and Towson.
- Cincinnati has won its last 22 home openers and is 71-32-2 all-time against FCS competition.
- All UC home games will have a theme this season, with the season opener serving as a "Wear White" game.
- Six of the highest-scoring games in program history have come against FCS competition since 2000. That includes two 70+ point performances against Austin Peay in 2011 (72 points) and Southeast Missouri State in 2009 (70 points).
- UC's home opener in 2023 was a 66-13 trouncing of Eastern Kentucky. Quarterback Emory Jones accounted for seven touchdowns, throwing five and running for two, to set a new school record for total TDs by a quarterback.
- Towson went 5-6 last season, the first for head coach Pete Shinnick, and captured two road wins against Top 15-ranked FCS programs New Hampshire and William & Mary. The Tigers welcome back their best player from a year ago, tight end Carter Runyon, an All-American who was also named a preseason FCS All-American this season. Runyon tallied 43 receptions for a CAA-best 549 yards and four touchdowns. Runyon was one of four Towson players to earn preseason All-CAA honors, with teammates Ralph Paige Jr. (OL), Keegan Vaughan (K), and Dion Crews-Harris (DL) joining him.
- UC boasts 47 new scholarship players on its roster, including 26 additions via the transfer portal. On the coaching staff, Tyson Veidt (defensive coordinator/safeties) and Sean Dawkins (running backs) are new to the program this season. Veidt comes to UC from Iowa State and Dawkins was last on the coaching staff at Memphis.

## WHAT'S AT STAKE

- The Bearcats have won their last 22 home openers dating back to Sept. 2, 2002. The last time UC lost its first home game of the season was Sept. 2, 2001 when it suffered a 19-14 defeat vs. Purdue.
- UC is 7-1 all-time in the month of August and has won six straight August games. The last time Cincinnati played a game in August was Aug. 29, 2019 when it defeated UCLA, 24-14, at home.
- Redshirt sophomore quarterback Brendan Sorsby won the QB competition during fall camp and will be making his first start as a Bearcat on Saturday. He transferred to UC from Indiana, where he started seven games last year.

## BEARCATS ANNOUNCE QUARTET OF CAPTAINS

- Cincinnati voted on its permanent team captains at the end of fall camp and the team elected Derrick Canteen, Dontay Corleone, Gavin Gerhardt, and Luke Kandra as its team leaders. Gerhardt and Corleone are now two-time team captains, and Canteen was named a captain before ever playing a down for the Bearcats.

## RUN GAME STALWARTS RETURN

- Cincinnati returns its entire starting offensive line from a season ago as LT John Williams, LG Dartanyan Tinsley, C Gavin Gerhardt, RG Luke Kandra, and RT Deondre Buford are back for the 2024 season.
- Behind the strength of its O-Line, UC ranked fifth in the nation in rushing in 2023 (217.1 ypg) and Corey Kiner turned in a 1,000-yard season at running back.
- Kiner rushed for 1,047 yards a year ago, securing the 20th 1,000-yard season in UC history. His yardage total marked the 13th-best mark in school history. The Cincinnati native and Roger Bacon High School alumnus was named Mr. Football for the state of Ohio in December 2020. He started his career at LSU before transferring to UC after the 2022 season, and his career rushing total stands at 1,729.
- Cincinnati and Oklahoma State are the only two Big 12 teams to return their entire starting O-lines and a 1,000-yard rusher.

## ALL-AMERICA TRIO TO LEAD THE WAY IN 2024

- UC returns three former All-Americans in 2024 with Luke Kandra (2023), Dontay Corleone (2022), and Mason Fletcher (2022).
- A preseason All-American by Walter Camp and ESPN, Kandra returns as the country's top-graded P4 right guard.
- Corleone, nicknamed "The Godfather", was an AP All-American in 2022 after ranking as PFF's highest-graded defensive player that year. He tallied 45 tackles, 5.5 TFL, three sacks, two forced fumbles, and two fumble recoveries.
- Fletcher was the 2022 AAC Special Teams Player of the Year and a Ray Guy Award finalist after booting 14 punts of 50+ yards and ranking fourth in the nation with a 46.2 punting average.

## AN ELITE PROGRAM BY THE NUMBERS

- Cincinnati, which started playing football in 1885, is entering its 137th season and owns an all-time record of 662-608-50.
- 2024 marks the 100th anniversary of the dedication of James Gamble Nippert Memorial Stadium. More information about the 100th anniversary can be found on page 10.
- Since the start of the 2015 season, the Bearcats are 42-16 at Nippert Stadium and did not lost a homegame from 2018-21. Overall, UC is 86-28 when playing at Nippert since the start of the 2000 season.
- Cincinnati is 56-20 since the start of the 2018 season, which ranks ninth among FBS programs and is the best record among current Big 12 programs during that span.
- The Bearcats became the first-ever "Group of Five" team to advance to the College Football Playoff in 2021, defeating No. 9 Notre Dame on the road and finishing undefeated in the regular season along the way.
- Cincinnati (2021) was one of just 15 teams to make the College Football Playoff in the four-team era (2014-23) and one of just two current Big 12 teams (TCU, 2022) to make it. UC was the only non-Power Five program to ever earn a CFP berth in the four-team format.

**GET CONNECTED:**



GoBearsats  
GoBearsatsFootball



GoBearsats  
GoBearsatsFB / CoachSattUC



GoBearsats  
GoBearsatsFB

The University of Cincinnati Athletics Communications and Strategic Brand Engagement Office is ready to assist you in to make the experience of covering UC Athletics productive and rewarding.

**Richard E. Lindner Center • Suite 860  
2751 O'Varsity Way • Cincinnati, OH 45221-0021**

SID Phone ..... 513-556-5191  
Press Box Phone ..... 513-556-1010  
Website ..... GoBEARCATS.com

Zach Stipe (Football SID)..... Associate AD/Comms. & SBE  
865-244-6119..... stipezd@ucmail.uc.edu  
Chris Cullum (Secondary) ..... Director, SBE  
630-220-4147..... cullumcm@ucmail.uc.edu  
David Cohen..... Director, SBE  
513-556-9845..... cohend3@ucmail.uc.edu  
Maddie Reidenbach (Credentials)..... Assistant, SBE  
330-340-3286..... reidenmk@ucmail.uc.edu

**ON THE WEB**

Information on the University of Cincinnati football team is available at [www.GoBEARCATS.com](http://www.GoBEARCATS.com). To receive the UC updates via email, please send a request to Zach Stipe ([stipezd@ucmail.uc.edu](mailto:stipezd@ucmail.uc.edu)), Chris Cullum ([cullumcm@ucmail.uc.edu](mailto:cullumcm@ucmail.uc.edu)) or David Cohen ([cohend3@ucmail.uc.edu](mailto:cohend3@ucmail.uc.edu)).

**PRACTICES**

During a typical Saturday game week, media may interview players and coaches immediately following practice on Tuesday. Practice is generally closed to the public. Anyone hoping to observe practice should contact UC Athletics Communications in advance. Failure to do so may result in an individual's removal from the venue. During regular-season practices, unless otherwise noted, still and television photographers will be allowed to shoot stretching and select periods.

**PRESS BOX SERVICES**

All media members will be provided with access to game notes via GoBEARCATS.com. At the quarter breaks and halftime, quickie stats and drive charts will be printed and distributed via email. Following the game, a complete post-game statistics package will be distributed via email and will contain a scoring summary, final team statistics, final individual statistics, complete play-by-play, drive charts for both halves, halftime statistics, defensive statistics, substitution chart, postgame quotes from both head coaches and players and postgame notes.

**LIVE STATS**

Live in-game statistics will be available via StatBroadcast.

**INTERNET**

Wireless Internet is available in the press box at Nippert Stadium. Members of the Athletics Communications staff will be available to assist you. There is no access fee.

**WEEKLY MEDIA AVAILABILITY**

Head Coach Scott Satterfield will be available to the media every Tuesday at noon ET during the season with the exception of UC's bye weeks. The press conference is streamed live on ESPN+ and @GoBearsats on Twitter. Players will be made available at the discretion of the coaching staff.

**MEDIA CREDENTIALS**

Requests for official working media credentials should be directed to the UC Sports Communications Office. All requests should be received no later than noon, four days prior to the game. Visit the football page at GoBEARCATS.com to request credentials online.

Season credentials will be available for pickup prior to the first game. Credentials may be picked up on gameday at the media will call located at the TUC.

On gameday, media should park in Clifton Court Garage and enter Nippert Stadium through Gate J.

Please contact Zach Stipe or Maddie Reidenbach for any UC Football credential needs.

**SCOUTING PASSES**

Professional scouts may obtain credentials through UC's Athletics Communications Office. Scouts will be issued seating in the press box on a space-available basis.

**SIDELINE PASSES**

The University of Cincinnati follows NCAA guidelines regarding media representatives on the sidelines. Photographers and videographers are permitted to shoot between the 25-yard lines and the goal lines on both sidelines and behind the restraining line in the end zone.

**SCOTT SATTERFIELD RADIO SHOW**

The hour-long program with Coach Satterfield, Dan Hoard and Jim Kelly Jr. will air weekly from 8-9 p.m. ET on WCKY and 700 WLW AM this season. Fans can listen online at [iheart.com](http://iheart.com) and through 700 WLW's iHeartRadio app. For those who can't catch the program live, a podcast of the weekly program will be made available free of charge on 700WLW.com.

**MOBILE APP**

The Cincinnati Bearcats app for iPhone, iPad and Android devices offers fans a wide variety of information on the Bearcats — home and away. The free app is available in the App Store and Google Play.

**2024 QUICK FACTS**

**GENERAL INFORMATION**

Location: Cincinnati, Ohio 45221  
Founded: 1819  
Enrollment: 50,921 (Fall 2023)  
Conference: Big 12  
Nickname: Bearcats  
Colors: Red (PMS 186) and Black  
Home Field: Nippert Stadium  
Surface/Capacity: Motz 24/7 Field System/38,088  
President: Neville G. Pinto, PhD  
Director of Athletics: John Cunningham  
Faculty Representative: Brian Hatch, PhD

**HISTORY**

First Year of Football: 1885  
All-Time Record: 662-608-50  
All-Time Bowl Record: 10-12  
Last Bowl: 2022 Wasabi Fenway Bowl  
Last Bowl Opponent: Louisville (L, 7-24)

**2024 TEAM INFORMATION**

Basic Offense: Multiple  
Basic Defense: Multiple  
Letterwinners Returning/Lost: 32/32  
Starters Returning/Lost: 14/10  
O | D | ST: 7/4 | 5/6 | 2/1

**2023 INFORMATION**

Overall Record: 3-9  
Home/Road/Neutral: 1-6-2/3/0-0  
Big 12 Record: 1-8  
Final Ranking: NR

**COACHING STAFF**

Head Coach: Scott Satterfield  
Alma Mater: Appalachian State '96  
Record at UC/Years: 3-9/1  
Career Record/Years: 79-57/11  
Twitter: @CoachSattUC  
Best time to reach coach: Contact SID

Defensive Coordinator/Safeties: Tyson Veidt  
Offensive Coordinator/WR: Brad Glenn  
Special Teams Coordinator/CB: Kerry Coombs  
Co-Defensive Coordinator/Stars: Nate Fuqua  
Assistant Coaches: Cortney Braswell (LB), Nic Cardwell (OL), Walter Stewart (DL), Sean Dawkins (RB), Josh Stepp (TE), Pete Thomas (QB), Curtis Fitch (Asst. TE), Wes Fleming (Asst. DB), Tim Conner (Asst. ST), Eric Finney (Asst. DB), Jacob Brandon (Asst. LB), Vijay Stingley (Asst. WR), Seth Price (Asst. OL)  
Defensive GAs: Theo Lemon, Grant Gourley  
Offensive GAs: Chris Canada, Roger Carter  
Chief Of Staff: Brad Wittke  
Special Assistant to the Head Coach: Luke Mullett  
Senior Advisor to the Head Coach: Robern Nunn



collegepressbox is the official media website for Division I football. Access and download game notes, quotes, statistics, media guides, headshots, logos and more for all FBS schools, conferences, postseason games, awards and the College Football Playoff. For access, please register for an account at [collegepressbox.com/register](http://collegepressbox.com/register).

2024 CINCINNATI FOOTBALL

LAST TIME VS. FCS

vs. EKU

SEPT. 2, 2023  
CINCINNATI, OHIO



	1	2	3	4	F
Eastern Kentucky	0	7	3	3	13
Cincinnati	21	21	10	14	66

	CIN	EKU
FIRST DOWNS	30	15
RUSHES-YARDS (NET)	44-229	32-125
PASSING YDS (NET)	438	177
Passes Att-Comp-Int	23-27-0	13-25-2
TOTAL OFFENSE PLAYS-YARDS	71-667	57-302
Fumble Returns-Yards	0-0	0-0
Punt Returns-Yards	4-34	0-0
Kickoff Returns-Yards	2-42	6-118
Interception Returns-Yards	2-6	0-0
Punts (Number-Avg)	4-47	1-45
Fumbles-Lost	3-1	3-1
Penalties-Yards	7-55	7-42
Possession Time	31:46	28:14
Third-Down Conversions	10 of 14	3 of 11
Fourth-Down Conversions	2 of 2	0 of 1
Red-Zone Scores-Chances	6-6	2-2
Sacks By: Number-Yards	3-19	2-10

RUSHING: CINCINNATI- KINER 13-105; MONTGOMERY M. 7-43; TURNER 3-31; JONES 9-26; MONTGOMERY, R. 4-11; WRIGHT 4-6; LICHTENBERG 1-4; DROGOSH 3-3.  
EKU- CARTER 7-68; HERGOTT 6-40; LATHAM 7-21; SLOAN 4-12; MAGLOIRE 3(-1); MCKINNEY 5(-15).

PASSING: CINCINNATI- JONES 19-23-0-345; LICHTENBERG 4-4-0-93.  
EKU- MCKINNEY 13-24-2-177; HERGOTT 0-1-0-0.

RECEIVING: CINCINNATI- HENDERSON 7-149; SMITH 4-72; JACKSON JR. 1-65; WIGGINS 1-39; SCOTT 1-32; PRATER 3-31; MONTGOMERY, R. 1-25; TURNER 3-14; WRIGHT 1-10; SINGLETARY 1-1.  
EKU- SMITH 5-81; BURBAGE 2-30; BROWN 2-20; MANNAN 1-16; MAGLOIRE 1-13; SLOAN 1-9; HENSLEY 1-8.

ALL-TIME VS FCS

ASUN	G	W	L	T	Pct.	First	Last
Kennesaw State	1	1	0	0	1.000	2022	2022
<b>TOTAL</b>	<b>1</b>	<b>1</b>	<b>0</b>	<b>0</b>	<b>1.000</b>		
CAA	G	W	L	T	Pct.	First	Last
Rhode Island	1	1	0	0	1.000	2003	2003
Richmond	6	3	3	0	.500	1962	1981
Villanova	4	2	2	0	.500	1972	1980
William & Mary	4	3	1	0	.750	1950	1970
<b>TOTAL</b>	<b>15</b>	<b>9</b>	<b>6</b>	<b>0</b>	<b>.600</b>		
IVY LEAGUE	G	W	L	T	Pct.	First	Last
Cornell	1	1	0	0	1.000	1983	1983
Dartmouth	1	1	0	0	1.000	1898	1898
<b>TOTAL</b>	<b>2</b>	<b>2</b>	<b>0</b>	<b>0</b>	<b>1.000</b>		
MEAC	G	W	L	T	Pct.	First	Last
Delaware State	1	1	0	0	1.000	2012	2012
Morgan State	1	1	0	0	1.000	1982	1982
<b>TOTAL</b>	<b>2</b>	<b>2</b>	<b>0</b>	<b>0</b>	<b>1.000</b>		
MISSOURI VALLEY	G	W	L	T	Pct.	First	Last
Indiana State	5	4	1	0	.800	1972	2010
South Dakota	4	4	0	0	1.000	1932	1965
South Dakota State	1	1	0	0	1.000	1935	1935
Youngstown State	4	2	2	0	.500	1981	1985
<b>TOTAL</b>	<b>14</b>	<b>11</b>	<b>3</b>	<b>0</b>	<b>.786</b>		
OHIO VALLEY	G	W	L	T	Pct.	First	Last
Austin Peay	7	7	0	0	1.000	1985	2020
Eastern Kentucky	2	2	0	0	1.000	2006	2008
Murray State	1	1	0	0	1.000	2021	2021
SEMO	2	2	0	0	1.000	2007	2009
Tennessee Tech	1	1	0	0	1.000	1987	1987
UT Martin	1	1	0	0	1.000	2016	2016
<b>TOTAL</b>	<b>14</b>	<b>14</b>	<b>0</b>	<b>0</b>	<b>1.000</b>		
PATRIOT	G	W	L	T	Pct.	First	Last
Fordham	1	1	0	0	1.000	2012	2012
Georgetown	2	0	2	0	.000	1922	1936
<b>TOTAL</b>	<b>3</b>	<b>1</b>	<b>2</b>	<b>0</b>	<b>.333</b>		
PIONEER	G	W	L	T	Pct.	First	Last
Butler	9	6	2	1	.667	1891	1948
Dayton	33	15	17	1	.470	1924	1971
Drake	1	1	0	0	1.000	1963	1963
Morehead State	2	0	2	0	.000	1937	1989
<b>TOTAL</b>	<b>45</b>	<b>22</b>	<b>21</b>	<b>2</b>	<b>.511</b>		
SOUTHLAND	G	W	L	T	Pct.	First	Last
Northwestern State	2	2	0	0	1.000	1977	2013
<b>TOTAL</b>	<b>2</b>	<b>2</b>	<b>0</b>	<b>0</b>	<b>1.000</b>		
SWAC	G	W	L	T	Pct.	First	Last
Alabama A&M	2	2	0	0	1.000	2015	2018
<b>TOTAL</b>	<b>2</b>	<b>2</b>	<b>0</b>	<b>0</b>	<b>1.000</b>		
SOUTHERN	G	W	L	T	Pct.	First	Last
Chattanooga	1	1	0	0	1.000	1974	1974
VMI	2	2	0	0	1.000	1951	1953
Western Carolina	1	1	0	0	1.000	2005	2005
<b>TOTAL</b>	<b>4</b>	<b>4</b>	<b>0</b>	<b>0</b>	<b>1.000</b>		
UAC	G	W	L	T	Pct.	First	Last
Eastern Kentucky	1	1	0	0	1.000	2023	2023
<b>TOTAL</b>	<b>1</b>	<b>1</b>	<b>0</b>	<b>0</b>	<b>1.000</b>		

RECORD UNDER SATTERFIELD

	2023	STREAK
Overall	3-9	L2
Home	1-6	L6
Road	2-3	L1
Neutral	0-0	
Conference	1-7	L2
Home	0-5	L5
Road	1-3	W1
Neutral	0-0	
Non-Conference	2-1	L1
Home	1-1	L1
Road	1-0	W1
Neutral	0-0	
Postseason		
Home	0-0	
Away	0-0	
Neutral	0-0	

2024 BIG 12 STANDINGS

SCHOOL	BIG 12	OVERALL
Arizona	0-0	0-0
Arizona State	0-0	0-0
Baylor	0-0	0-0
BYU	0-0	0-0
UCF	0-0	0-0
<b>Cincinnati</b>	<b>0-0</b>	<b>0-0</b>
Colorado	0-0	0-0
Houston	0-0	0-0
Iowa State	0-0	0-0
Kansas	0-0	0-0
Kansas State	0-0	0-0
Oklahoma State	0-0	0-0
TCU	0-0	0-0
Texas Tech	0-0	0-0
Utah	0-0	0-0
West Virginia	0-0	0-0

THE MATCH UP

CINCINNATI (3-9, 1-8 BIG 12)

TEAM STATISTICS	CIN	OPP
Points/Game	24.1	30.0
First Downs	267	238
Rushing/Game	209.0	225.8
Passing/Game	217.1	176.9
Total Offense/Game	426.1	402.8
Fumbles-Lost	16-6	17-5
Pen./Yds per Game	63/52.6	60/36.4
Time of Possession	31:58	28:02

INDIVIDUAL LEADERS

RUSHING	Att	Net	Avg	TD	YPG
Kiner	192	1078	5.5	5	87.6
Jones	66	720	3.6	4	46.7

PASSING	C-A-I	Pct.	Yds	TD	YPG
Jones	197-322-10	61.2	2219	18	184.9

RECEIVING	Rec	Yds	Avg	TD	YPG
Henderson	58	782	13.5	3	65.2
Smith	43	557	13.0	4	46.4

DEFENSE	U-A-TT	TFL	Sck.	Int.	PBU
Pace	42-38-80	11	1.5	1	5
Threats	36-21-57	1	1	2	6

TOWSON (5-6, 4-4 CAA)

TEAM STATISTICS	TOW	OPP
Points/Game	24	32.4
First Downs	200	265
Rushing/Game	153.5	192.9
Passing/Game	196.5	253.5
Total Offense/Game	349.9	446.4
Fumbles-Lost	12-5	18-11
Pen./Yds per Game	89/72.6	77/64.7
Time of Possession	26:25	33:35

INDIVIDUAL LEADERS

RUSHING	Att	Net	Avg	TD	YPG
Matthews	148	674	4.4	10	59.6
Hunter	59	308	5.2	0	51.3

PASSING	C-A-I	Pct.	Yds	TD	YPG
Kent	190-326-6	58.3	2123	14	193.0

RECEIVING	Rec	Yds	Avg	TD	YPG
Runyon	43	549	12.8	4	49.9
Londono	32	479	15.0	1	47.9

DEFENSE	U-A-TT	TFL	Sck.	Int.	PBU
Terry	41-35-76	1	0	1	0
Davis	46-28-74	0	0	2	1

2023 NCAA TEAM RANKINGS

CATEGORY	CIN (FBS)	TOW (FCS)
Total Offense	33	68
Rushing Offense	5	53
Passing Offense	87	69
Team Passing Efficiency	72	85
Scoring Offense	84	T-73
Total Defense	93	113
Rushing Defense	108	104
Passing Yards Allowed	69	109
Team Passing Effic. Def.	92	94
Scoring Defense	100	100
Turnover Margin	95	T-12
3rd Down Conversion Pct	44	74
4th Down Conversion Pct	94	24
3rd Down Conversion Pct Def.	76	120
4th Down Conversion Pct Def.	124	T-101
Red Zone Offense	106	T-23
Red Zone Defense	99	66
Net Punting	21	75
Punt Returns	119	80
Kickoff Returns	119	86
First Downs Offense	59	75
First Downs Defense	39	119
Fewest Penalties Per Game	T-56	115
Time of Possession	19	118

**PRESEASON ALL-AMERICANS**

Dontay Corleone and Luke Kandra both earned preseason All-America honors leading up to the 2024 campaign. Corleone was named a preseason All-American by Phil Steele and Athlon Sports, while Kandra earned the honor from ESPN, Walter Camp, Phil Steele, and Athlon Sports.



**BIG 12 PRESEASON POLL**

- Cincinnati was picked to finish 14th in the Big 12 this season.

**2024 BIG 12 PRESEASON MEDIA POLL**

TEAM (FIRST-PLACE VOTES)	POINTS
1. Utah (20)	906
2. Kansas State (19)	889
3. Oklahoma State (14)	829
4. Kansas (5)	772
5. Arizona (3)	762
6. Iowa State	661
7. West Virginia	581
8. UCF	551
9. Texas Tech	532
10. TCU	436
11. Colorado	400
12. Baylor	268
13. BYU	215
14. Cincinnati	196
15. Houston	157
16. Arizona State	141

**BEARCATS IN THE PROS**

22 former UC players are on active NFL rosters.

**NATIONAL FOOTBALL LEAGUE**

PLAYER	TEAM	POS.
New York Giants	Darrian Beavers	ILB
Carolina Panthers	Mike Boone	RB
Cleveland Browns	Jowon Briggs	DT
Seattle Seahawks	Coby Bryant	S
Kansas City Chiefs	Bryan Cook	S
Jacksonville Jaguars	Josiah Deguara	TE
Cleveland Browns	Jerome Ford	RB
Washington Commanders	Darrick Forrest	S
New York Jets	Sauce Gardner	CB
Tampa Bay Buccaneers	Daniel Grzesiak	OLB
Cleveland Browns	James Hudson III	OT
Baltimore Ravens	Emory Jones	QB
Kansas City Chiefs	Travis Kelce	TE
Tampa Bay Buccaneers	Lorenz Metz	OT
Arizona Cardinals	Chris Moore	WR
Minnesota Vikings	Ivan Pace Jr.	ILB
Indianapolis Colts	Alec Pierce	WR
Arizona Cardinals	Desmond Ridder	QB
Chicago Bears	Tyler Scott	WR
Las Vegas Raiders	Tre Tucker	WR
Tennessee Titans	Josh Whyle	TE
Green Bay Packers	Eric Wilson	LB

**2024 PRESEASON HONORS AND AWARDS**

**ESPN PRESEASON ALL-AMERICAN**

OL Luke Kandra

**WALTER CAMP PRESEASON ALL-AMERICAN**

OL Luke Kandra

**PHIL STEELE PRESEASON ALL-AMERICANS**

DT Dontay Corleone  
OL Luke Kandra

**ATHLON SPORTS PRESEASON ALL-AMERICANS**

DT Dontay Corleone  
OL Luke Kandra

**MAXWELL AWARD WATCH LIST**

RB Corey Kiner

**BEDNARIK AWARD WATCH LIST**

DT Dontay Corleone

**BRONKO NAGURSKI TROPHY WATCH LIST**

DT Dontay Corleone

**OUTLAND TROPHY WATCH LIST**

DT Dontay Corleone  
OL Luke Kandra

**RIMINGTON AWARD WATCH LIST**

C Gavin Gerhardt

**JOHNNY UNITAS GOLDEN ARM AWARD WATCH LIST**

C Gavin Gerhardt

**RAY GUY AWARD WATCH LIST**

P Mason Fletcher

**LOTT IMPACT TROPHY WATCH LIST**

DT Dontay Corleone

**ALLSTATE GOOD WORKS TEAM**

OL Luke Kandra

**WUERFFEL TROPHY WATCH LIST**

OL Luke Kandra

**BRUCE FELDMAN'S "FREAKS" LIST**

DT Dontay Corleone  
LB Jack Dingle

**PRESEASON ALL-BIG 12**

DT Dontay Corleone  
OL Luke Kandra

**PHIL STEELE PRESEASON ALL-BIG 12**

K Carter Brown  
DT Dontay Corleone  
WR Xzavier Henderson  
OL Luke Kandra  
RB Corey Kiner  
OL Dartanyan Tinsley

**ATHLON SPORTS PRESEASON ALL-BIG 12**

LB Jared Bartlett  
DT Dontay Corleone  
P Mason Fletcher  
OL Gavin Gerhardt  
WR Xzavier Henderson  
OL Luke Kandra  
RB Corey Kiner  
OL Dartanyan Tinsley

**REESE'S SENIOR BOWL WATCH LIST**

DT Dontay Corleone  
WR Xzavier Henderson  
OL Luke Kandra  
RB Corey Kiner  
S Josh Minkins  
OL John Williams

**SINCE 1901 AND 1915**

- Nippert Stadium has been the Bearcats playing site since 1901 and the stadium underwent construction in 1915, making it one of the oldest active stadiums in the NCAA FBS. Penn's Franklin Field (1895) takes the honor as the oldest playing site and stadium in Division I.

**OLDEST FBS STADIUMS**

YEAR	STADIUM	TEAM
1913	Bobby Dodd	Georgia Tech
1914	Davis Wade	Mississippi State
1915	Nippert	Cincinnati
	Vaught-Hemingway	Ole Miss
1917	Camp Randall	Wisconsin

**OLDEST FBS PLAYING SITES**

YEAR	SITE	TEAM
1901	Nippert Stadium	Cincinnati
1904	Kyle Field	Texas A&M
1905	Bobby Dodd Stadium	Georgia Tech
1914	Davis Wade Stadium	Mississippi State
1915	Vaught-Hemingway	Ole Miss

**DOUBLE DUTY**

- UC radio voice Dan Hoard also serves as the PXP man for the Cincinnati Bengals, making him the only broadcaster in the country to handle radio PXP duties for an NCAA FBS and NFL team. Hoard, entering his 25th season covering Cincinnati Football, will call games alongside Jim Kelly Jr., who is entering his 37th season calling UC Football. ESPN CFB commentators Wes Durham (Atlanta), Dave Pasch (Arizona) and Bob Wischusen (NY Jets) are NFL radio voices.

## YEAR TWO IN THE BIG 12

- Cincinnati enters year two of Big 12 play after joining the conference in the summer of 2023.
- UC posted a 3-9 overall record last season in its inaugural year in the league and won its first-ever Big 12 game on Nov. 11, 2023 at Houston
- It was a challenging first season for the league's four new teams in 2023, as their combined record at the end of the season was 18-31 and only UCF reached bowl eligibility.
- More changes are coming to the Big 12 in 2024 as Texas and Oklahoma have left for the SEC and Arizona, Arizona State, Colorado, and Utah have joined the conference.

## NEW FACES IN THE FOLD

- Between incoming freshmen and transfer additions, Cincinnati has 47 new scholarship players on its roster this season.
- Included in that list are 26 players who joined the Bearcats via the transfer portal during the offseason:
  - DL Harris Adams (Southeast Missouri State)
  - CB Ormanie Arnold (Idaho)
  - LB Jared Bartlett (West Virginia)
  - DB Derrick Canteen (Virginia Tech)
  - DE Mikah Coleman (Eastern Michigan)
  - P Max Fletcher (Arkansas)
  - S Trevon Gola-Callard (Southern Utah)
  - LB Jake Golday (Central Arkansas)
  - WR Tony Johnson (FAU)
  - OL Xavier Lozowicki (Maine)
  - WR Jamoi Mayes (Chattanooga)
  - STAR Mehki Miller (New Mexico State)
  - DB Josh Minkins (Louisville)
  - LS Jayden Perry (Indiana State)
  - RB Evan Pryor (Ohio State)
  - DB Jordan Robinson (Kentucky)
  - DL Cam Roetherford (Arkansas-Pine Bluff)
  - TE Joe Royer (Ohio State)
  - TE Francis Sherman (Arkansas)
  - WR Tyrin Smith (UTEP)
  - QB Brendan Sorsby (Indiana)
  - S Kye Stokes (Ohio State)
  - DE Darian Varner (Wisconsin)
  - RB Chance Williams (Grambling State)
  - DL Kam Wilson (Louisville)
  - DB Logan Wilson (North Texas)

## THE SCOTT SATTERFIELD FILE

- Cincinnati head coach Scott Satterfield enters year two at Cincinnati after he was hired as UC's 43rd head coach on Dec. 5, 2022.
- Satterfield's career record stands at 79-57 (.581) in 11 years as a head coach at Cincinnati, Louisville, and Appalachian State, holding a winning mark in seven seasons in addition to a 4-1 record in bowl games.
- He led the Mountaineers from the FCS to the FBS and to three straight conference titles.
- He lifted the Cardinals up from a 2-10 campaign in 2018 to an 8-5 record in his first season in 2019.
- A Durham, N.C., native, Satterfield was the 2018 Sun Belt Coach of the Year at Appalachian State before earning 2019 ACC Coach of the Year honors after leading the Cardinals to a six-win improvement in his first year.
- Satterfield has deep ties to App State, serving as an assistant coach (1998-08) and quarterback for

the Mountaineers (1991-95), helping lead his alma mater to three NCAA Division I FCS national titles and eight conference championships along the way.

## ENTIRE STARTING OFFENSIVE LINE IS BACK FOR 2024

- Cincinnati returns its entire starting offensive line from a season ago as John Williams (LT), Dartanyan Tinsley (LG), Gavin Gerhardt (C), Luke Kandra (RG), and Deondre Buford (RT) are back for the 2024 season.
- Behind the strength of its O-Line, UC ranked fifth in the nation in rushing in 2023 (217.1 ypg) and Corey Kiner turned in a 1,000-yard season at running back.
- Cincinnati and Oklahoma State are the only two Big 12 programs to return their entire starting offensive lines and a 1,000-yard rusher.
- Kandra was an All-American in 2023, earning that distinction from Walter Camp and the Associated Press. He earned preseason All-America distinctions from Walter Camp and ESPN prior to this season.
- Kandra (Phil Steele & Athlon), Dartanyan Tinsley (Phil Steele & Athlon) and Gavin Gerhardt (Athlon) were all named preseason All-Big 12 as well.

## 14 STARTERS RETURN

Including special teams, UC returns 14 starters for 2024, including seven on offense:

### Offense – 7/4

- OL Gavin Gerhardt | 2023 All Big-12 HM
- OL Luke Kandra | 2023 All-American (AP, WC)
- OL Dartanyan Tinsley | 12 starts at LG in 2023
- OL John Williams | 12 starts at LT in 2023
- OL Deondre Buford | 12 starts at RT in 2023
- WR Xzavier Henderson | 2023 All Big-12 HM
- RB Corey Kiner | 1,047 rushing yards in 2023

### Defense – 5/6

- DT Dontay Corleone | 2022 All-American (AP, PFF)
- DE Eric Phillips | Started all 12 games in 2023
- LB Jack Dingle | Started 11 of 12 games at MLB
- DB Jordan Young | Started 11 of 12 games at CB
- DB Kalen Carroll | Started final 4 games of 2023

### Special Teams – 2/1

- P Mason Fletcher - 2022 All-American (AP)
- K Carter Brown - 15-of-19 on FG in 2023

## NEW DC TYSON VEIDT BRINGS DEFENSIVE PROWESS TO CINCINNATI

- Tyson Veidt was brought in as the Bearcats' new defensive coordinator in the offseason after spending the last eight seasons at Iowa State, where he built one of the top defensive units in the Big 12.
- Under his tutelage, the Cyclones led the Big 12 from 2016-23 in several categories:
  - Scoring Defense (23.2)
  - Total Defense (354.7)
  - Yards Per Play Allowed (5.3)
  - Rushing Yards Allowed (133.4)
  - Yards Per Carry Allowed (3.8)
- Veidt mentored four NFL Draft picks in the last three years at Iowa State, including 2023 first-round selection and defensive end Will McDonald IV.

## NUMBERS TO KNOW

9

Jowon Briggs' seventh-round selection by the Cleveland Browns this past April marked nine straight consecutive years with a Bearcats selected in the NFL Draft.

3

Travis Kelce's three Super Bowl wins are the most all-time by a Bearcat. His Eight-Seven & Running Foundation's Endowment directly funds Cincinnati's Sports Psychology department.

.724

Cincinnati boasts a 42-16 record at Nippert Stadium since the start of the 2015 season, which equates to a .724 winning percentage.

22

Cincinnati has won 22 straight home openers dating back to the 2002 season.

5

Brendan Sorsby, who won the starting quarterback job in fall camp, started seven games for Indiana last season and accounted for a career-best five TDs vs. Illinois. Sorsby threw for three scores and ran for two more.

## HOMETOWN HEROS

- Fifteen players from Cincinnati appear on the 2024 roster.
- A total of 49 players on the roster are from Ohio.
- This speaks to the program's philosophy to heavily recruit "the State of Cincinnati" and the 50-mile radius around campus.
- UC also features Cincinnati native and legendary Colerain High School coach Kerry Coombs on staff as the cornerbacks coach and special teams coordinator.

### THE HOMETOWN HEROES INCLUDE:

**Dontay Corleone (DT): Colerain HS**

Evan Prater (WR): Wyoming HS

**Corey Kiner (RB): Roger Bacon HS**

Ken Willis (STAR): Colerain HS

Nijal Mooney (LB): Roger Bacon HS

**Luke Kandra (OL): Elder HS**

Sterling Buckhalter (WR): Princeton HS

**Joe Royer (TE): Elder HS**

Connor Keyes (LB): Elder HS

Max Lemasters (K): Elder HS

Antwan Peek Jr. (STAR): Indian Hill

Quinton Price (CB): Taft

Lyviel Waters (TE): Winton Woods

**Eric Phillips (DE): Colerain HS**

**\*BOLD INDICATES STARTER**

**WE ARE FAMILY**

This year's roster includes five Bearcats who followed in family footsteps to play for UC.

**BROTHER PLAYED AT CINCINNATI**

- Jack Dingle - Jacob (DB, 2019-)
- Evan Prater - Garyn (WR, 2019-20)

**FATHER PLAYED AT CINCINNATI**

- Jack Dingle - Nate (LB, 1990-93)
- Antwan Peek Jr. - Antwan (LB, 1999-02)

Cincinnati boasts four players on the roster who immediate family members play/played in the NFL.

- Jack Dingle - Father Nate (1995-97)
- Jacob Hoying - Father Bobby (1996-2001)
- Antwan Peek Jr. - Father Antwan Sr. (2003-08)

**ACADEMIC SUCCESS**

- Cincinnati's success in the classroom continued in 2023-24, as the program posted a 3.19 cumulative GPA during the Spring 2024 semester and had 40 players earn a spot on the Dean's List.
- Incredibly, 100% of former Bearcat football players currently in the NFL have a degree from the University of Cincinnati. Chris Moore and Tyler Scott graduated this summer.
- UC has six football Academic All-Americans since 2020.

**CINCINNATI FOOTBALL'S ALL-TIME**

**ACADEMIC ALL-AMERICANS**

- 1979 — G Edward Koboves (Second Team)
- 1981 — OT Kari Yli-Ranko (First Team)
- 1983 — WR Jason Stargell (Second Team)
- 1989 — P Jeff Jones (Second Team)
- 1990 — DL Kyle Stroh (First Team)
- 1991 — TE Kris Bjorson (First Team)
- 1997 — DL John Joseph Kobalka (First Team)
- 2020 — P James Smith (Second Team)
- 2021 — QB Desmond Ridder (First Team)\*
- 2021 — WR Alec Pierce (First Team)\*
- 2021 — OL Lorenz Metz (Second Team)
- 2021 — S Bryan Cook (Second Team)\*
- 2022 — LB Wilson Huber (Second Team)

\*On active NFL rosters

**CINCY AMONG NATION'S BEST SINCE 2018**

Since 2018, Cincinnati has captured two AAC Championships, appeared in three conference title games and advanced to five bowls, including the 2020 Peach Bowl and 2021 College Football Playoff, cementing itself as one of the most successful programs in all of college football.

TEAM	W-L	WIN %
Alabama	74-9	89.2%
Georgia	73-9	89.0%
Ohio St	66-9	88.0%
Clemson	69-13	84.2%
Notre Dame	63-14	81.8%
Michigan	61-14	81.3%
Oklahoma	60-18	76.9%
Oregon	57-18	76.0%
<b>CINCINNATI</b>	<b>56-20</b>	<b>73.7%</b>
App State	58-21	73.4%
LSU	56-22	71.8%
Iowa	53-22	70.7%

**SPECIAL TEAMS STANDOUTS**

- Cincinnati returns one of the best special teams duos in the league this season with punter Mason Fletcher and kicker Carter Brown.
- Fletcher, a 2022 All-American, ranked fourth in the Big 12 last season in punting (43.0) while battling injuries. He was one of two Big 12 punters to not record a touchback and also pinned 23 punts inside the 20-yard line.
- Fletcher's career punt average of 44.3 ranks seventh among returning FBS punters and is tops among all returning Big 12 punters. He ranks second in UC history behind Kevin Huber (45.47).
- Fletcher's brother, Max, transferred to UC prior to the start of the 2024 season from Arkansas, where he was a standout punter for the Razorbacks.
- Brown took over placekicking duties last season and connected on 15-of-19 field goals, including a long of 54 yards vs. Oklahoma. It was the longest field goal by a Bearcat kicker since 2008 and tied for the third-longest ever in program history.
- Brown connected on all 30 of his PATs, the 11th kicker in school history with a perfect extra-point percentage (min. 20 attempts) in a season.

**FLETCHER BROTHERS REUNITE IN CLIFTON**

- Mason Fletcher welcomed his brother, Max, to the program this past spring as a transfer from Arkansas.
- A fellow punter, Max ranked seventh nationally with a 46.9 punting average at Arkansas this past season.
- He collected All-SEC Second Team honors from the coaches last fall, adding 23 punts of 50+ and 19 punts inside the 20-yard line for the Razorbacks. He tallied 59 punts and his 2,770 total punting yards led the SEC.
- Max is expected to serve as the backup to his older brother while redshirting in 2024 before serving as the Bearcats' starting punter the following two seasons, while he pursues a master's degree.

**ALL-AMERICAN TRIO TO LEAD THE WAY IN 2024**

- Cincinnati has three All-Americans on its 2024 roster: Luke Kandra (2023), Dontay Corleone (2022), and Mason Fletcher (2022).
- In his first season with the program in 2023, Kandra earned second-team All-America honors from Walter Camp and third-team honors from the Associated Press. He was one of the top guards in the nation, leading UC with 79 knockdowns and ranking third among all Power Five guards with an 81.8 PFF rating. Kandra's play along the offensive line helped the Bearcats to fifth-place ranking nationally in rushing (217.1 ypg).
- Corleone burst onto the national scene in 2022, earning Third Team All-American honors from the Associated Press and Pro Football Focus. He was famously nicknamed "The Godfather," and rated PFF's top defensive player in the country for 2022 (94.7) and the No. 2 returning interior defensive lineman for 2023. His 94.7 percent run-grade was the best by PFF since Micah Parsons in 2019 and the fifth-highest for a single season by a defensive lineman, edge or linebacker since 2014. The Cincinnati Colerain High School product tallied 45 tackles, 5.5 TFLs, three sacks, two fumble recoveries and two forced fumbles in 2022.

- Fletcher also collected Third Team All-American honors from the AP and was a Ray Guy Award finalist. He will arguably be the top returning punter in the country after earning AAC Special Teams Player of the Year honors and ranking fifth in the country with a 46.2 average. The Melbourne, Australia native booted 14 50+ punts and his long of 84 yards set against SMU shattered the Cincinnati and AAC record for longest punt.

**HOME SWEET HOME**

- Cincinnati has won 22-straight home openers, beginning with an overtime win over TCU in 2002.

RK	SCHOOL	SCORE
2023	Eastern Kentucky	W, 66-13
2022	Kennesaw State	W, 63-10
2021	Miami (OH)	W, 49-14
2020	Austin Peay	W, 55-20
2019	UCLA	W, 24-14
2018	Alabama A&M	W, 63-7
2017	Austin Peay	W, 26-14
2016	UT Martin	W, 28-7
2015	Alabama A&M	W, 52-10
2014	Toledo	W, 58-34
2013	Purdue	W, 42-7
2012	Pittsburgh*	W, 34-10
2011	Austin Peay	W, 72-10
2010	Indiana State	W, 40-7
2009	SE Missouri State	W, 70-3
2008	Eastern Kentucky	W, 40-7
2007	SE Missouri State	W, 59-3
2006	Eastern Kentucky	W, 31-0
2005	Eastern Michigan	W, 28-26
2004	Miami (OH)	W, 45-26
2003	East Carolina*	W, 40-3
2002	TCU*	W, 36-29 (OT)

**BEARCATS VS. FCS**

- Cincinnati has a 71-32-2 all-time record vs. FCS opponents.
- Six of the highest single-game point totals in school history have come against FCS competition.
- Below is a list of UC's highest-scoring games in school history, with performances against FCS opponents in bold:

	POINTS	OPPONENT (SEASON)
1.	124	Transylvania (1912)
2.	115	Kentucky Wesleyan (1921)
3.	<b>72</b>	<b>Austin Peay (2011)</b>
4.	<b>70</b>	<b>Southeast Missouri State (2009)</b>
5.	69	Rutgers (2010)
6.	69	Case-Western Reserve (1923)
7.	67	Virginia Military Institute (1953)
	67	Baltimore (1935)
9.	<b>66</b>	<b>Eastern Kentucky (2023)</b>
	<b>66</b>	<b>Northwestern State (2013)</b>
	66	Case-Western Reserve (1953)
12.	<b>63</b>	<b>Kennesaw State (2022)</b>
	<b>63</b>	<b>Alabama A&amp;M (2018)</b>
	63	Louisiana-Monroe (1977)

**2024 SCHEDULE PRIMER**

- The Bearcats will face rivals Pittsburgh and Miami (Ohio) on back-to-back Saturdays in September. The River City Rivalry returns to Nippert Stadium on Sept. 7 and the

- Battle for the Victory Bell heads to Oxford on Sept. 14.
- The Big 12 welcomed four new members for the 2024-25 season and UC will face two of them, hosting Arizona State on Oct. 19 before visiting Colorado on Oct. 26. The game vs. the Sun Devils is also Cincinnati's Homecoming Game.
- Cincinnati will also meet Texas Tech, Kansas State, and TCU for the first time as Big 12 Conference foes.
- At the Nov. 9 game vs. West Virginia, UC will celebrate the 100th Anniversary of the dedication of Nippert Stadium.
- Below are brief capsules on all 12 of Cincinnati's games this season:
- **Towson (Aug. 31):** Cincinnati will look to win its 23rd consecutive home-opener against Towson in a matchup that will also mark UC's first game against a CAA opponent since beating Rhode Island in 2003.
- **Pittsburgh (Sept. 7):** The "River City Rivalry" returns to Cincinnati for the first time since 2012. The Bearcats picked up a 27-21 road win at Pitt last fall behind a 153-yard, one-touchdown performance from running back Corey Kiner.
- **at Miami (OH) (Sept. 14):** The matchup with Miami (Ohio) will be the 128th Battle for the Victory Bell in a series that is tied 60-60-7 following the Redhawks 31-24 overtime upset win at Nippert Stadium in 2023. UC travels to Yager Stadium for the first time since 2017. The UC-Miami series is the oldest non-conference college football rivalry with the first game being played on Dec. 8, 1888.
- **Houston (Sept. 21):** The Bearcats picked up their first Big 12 win, 24-14, over the Cougars in Houston last season. Houston returns to Nippert Stadium for the first time since UC used a 35-20 win over UH in the 2021 AAC Championship Game to cap a 13-0 season and propel Cincinnati into the College Football Playoff.
- **at Texas Tech (Sept. 28):** Cincinnati and Texas Tech will meet for the first time since a 10-10 tie in Lubbock, Texas to open the 1968 season.
- **at UCF (Oct. 12):** Cincinnati and UCF have seen four of their last five matchups be decided by 4 or fewer points. The two teams were the premier Group of 5 programs headed into the last wave of realignment with Cincinnati capturing AAC Championships and New Year's Six bowl bids in 2020 and 2021 and UCF doing the same in 2017 and 2018.
- **Arizona State (Oct. 19):** The Bearcats will host the Sun Devils for the first time ever in ASU's first season in the Big 12. UC picked up a 34-7 victory in Tempe, Ariz., in 1954, and a 14-0 win at Arizona State in 1976. The victory in 1954 (Nov. 6) marked legendary coach Sid Gillman's final victory as the Bearcats' head coach. He took over as the Los Angeles Rams coach in the NFL the next season.
- **at Colorado (Oct. 26):** Cincinnati's more-than-1,200-mile trip to Folsom Field in Boulder, Colo. will be its longest away trip of the season as the Bearcats will welcome the Buffaloes back to the Big 12, which they were in from 1996-2010.
- **West Virginia (Nov. 9):** It will be the Mountaineers first trip back to Nippert Stadium since Isaiah Pead rushed for 175 yards and an injured Tony Pike split time at quarterback with Zach Collaros to lead Cincinnati to a 24-21 victory in 2009. The win kept UC a perfect 10-0

on the season.

- **at Iowa State (Nov. 16):** Cincinnati will make its first trip to Ames, Iowa to face the Cyclones in Jack Trice Stadium. The Bearcats' new defensive coordinator Tyson Veidt served as Iowa State's associate head coach/linebackers for the last eight seasons.
- **at Kansas State (Nov. 23):** Cincinnati travels to Manhattan, Kansas to face the Wildcats for the first time since 1996. UC picked up home-away sweeps over Kansas State in 1951-52 and 1965-66 before falling twice in 1995-96.
- **TCU (Nov. 30):** TCU (2022) and Cincinnati (2021) – the last two current Big 12 teams to advance to the College Football Playoff – will meet for the first time since three straight Conference USA matchups from 2002 to 2004. The Bearcats' 36-29 overtime victory over TCU at Nippert Stadium in 2002 kicked off a home-opener win streak that continues to this day (22 straight).

**SATTERFIELD'S 1,000-YARD RUSHERS**

- When Corey Kiner ran eclipsed the 1,000-yard mark in the final game of the 2023 season, he became Scott Satterfield's 10th 1,000-yard rusher as a head coach.

PLAYER (SCHOOL)	YARDS	YEAR
Marcus Cox (App State)	1,250	2013
Marcus Cox (App State)	1,415	2014
Marcus Cox (App State)	1,428	2015
Marcus Cox (App State)	1,015	2016
Jalin Moore (App State)	1,402	2016
Jalin Moore (App State)	1,037	2017
Darrynton Evans (App State)	1,187	2018
Javian Hawkins (Louisville)	1,525	2019
Malik Cunningham (Louisville)	1,034	2021
<b>Corey Kiner (Cincinnati)</b>	<b>1,047</b>	<b>2023</b>

**BY RUSH AND BY PASS**

- In 10 seasons as an FBS head coach, Satterfield's rush offense has always averaged at least 200 yards per game and his teams have ranked in the Top 30 nationally in rushing every year. Last season, he coached UC to the fifth-best rushing offense in the nation, the highest-ranked rushing offense of his head coaching career.

**SATTERFIELD OFFENSES BY THE NUMBERS (NAT. RANK)**

YEAR	RUSH (rank)	PASS (rank)	TOTAL (rank)
2023	217.1 (5)	209.0 (87)	426.1 (33)
2022	201.0 (23)	205.5 (99)	406.5 (49)
2021	212.9 (18)	236.4 (65)	446.2 (21)
2020	200.0 (29)	244.2 (48)	444.2 (29)
2019	212.9 (24)	234.5 (65)	447.3 (24)
2018	240.4 (14)	190.6 (99)	431.0 (37)
2017	223.6 (22)	216.2 (75)	439.8 (31)
2016	250.9 (10)	179.0 (105)	429.9 (52)
2015	271.5 (6)	195.8 (93)	467.3 (26)
2014	241.8 (18)	219.8 (73)	461.5 (26)

**1,000-YARD RUSHER COREY KINER BACK IN THE BACKFIELD**

- Corey Kiner returns for his senior season following his 1,047-yard rushing season a year ago, securing the 20th 1,000-yard season in UC history. His yardage total marked the 13th-best mark in school history.
- The Cincinnati native (Roger Bacon HS) finished with six 100-yard games in 2023 – tied for the fourth-most in a

**PERMANENT CAPTAINS**

Head coach Scott Satterfield has announced four permanent captains for the 2024 season. The four players were selected by their peers:

- R-Sr.\* B Derrick Canteen
- R-Jr. DT Dontay Corleone
- R-Sr. OL Gavin Gerhardt
- R-Sr. OL Luke Kandra

Corleone and Gerhardt are now two-time captains

**22 CURRENT GRADUATES ON THE TEAM**

Twenty-two Cincinnati football players have their degree in hand from either UC or their previous institution.

- Trevor Adams
- Ben Blevins
- Deondre Buford
- Gavin Gerhardt
- Jalen Hunt
- Luke Kandra
- Eric Phillips
- Evan Prater
- DJ Taylor
- Dartanyan Tinsley
- Jordan Young
- Joey Beljan\*
- Jared Bartlett\*
- Derrick Canteen\*
- Jayden Perry\*
- Joe Royer\*
- Kam Wilson\*
- Logan Wilson\*
- Brian Doneghy\*
- Tyrin Smith\*
- Mehki Miller\*
- Francis Sherman\*

\* earned degree from previous institution

**12 THINGS TO KNOW ABOUT UC**

1. Founded in 1819
2. Enrollment: 50,500 (projected for 2023)
3. Students from all 50 states and 121 countries
4. 12 consecutive years of record enrollment
5. Global birthplace of cooperative education (co-op)
6. #1 Public University for Co-Op & Internships from *U.S. News and World Report*.
7. \$76 million annual student co-op earnings
8. \$1.8 billion endowment (among Top 25 public universities in the U.S.)
9. \$10.6 billion regional economic impact in Greater Cincinnati.
10. 332,000+ living alumni
11. MLB Hall of Famer Sandy Koufax and NBA Legend Oscar "The Big O" Robertson attended UC.
12. Astronaut Neil Armstrong and U.S. President and Supreme Court Chief Justice William Howard Taft attended UC.

**SCOTT SATTERFIELD ALL-TIME RECORD VS. OPPONENTS**

TEAM	RECORD
Air Force.....	0-1
Akron.....	1-0
Arkansas State.....	2-1
Baylor.....	0-1
Boston College.....	2-2
BYU.....	0-1
Campbell.....	1-0
Charleston Southern.....	0-1
Charlotte.....	1-0
Chattanooga.....	0-1
The Citadel.....	0-1
Clemson.....	0-4
Coastal Carolina.....	2-0
Duke.....	1-0
Eastern Kentucky.....	3-0
Elon.....	1-0
Florida State.....	2-2
Furman.....	0-1
Gardner-Webb.....	1-0
Georgia.....	0-2
Georgia Southern.....	4-2
Georgia State.....	5-0
Georgia Tech.....	0-1
Houston.....	1-0
Howard.....	1-0
Idaho.....	4-0
Iowa State.....	0-1
James Madison.....	1-0
Kansas.....	0-1
Kentucky.....	0-3
Liberty.....	0-1
Louisiana.....	6-0
Miami (Fla.).....	0-3
Miami (OH).....	0-1
Michigan.....	0-1
Mississippi.....	0-1
Mississippi State.....	1-0
Montana.....	0-1
NC State.....	2-1
New Mexico State.....	2-0
North Carolina A&T.....	0-1
Notre Dame.....	0-2
Ohio.....	1-0
Oklahoma.....	0-1
Oklahoma State.....	0-1
Old Dominion.....	2-0
Penn State.....	0-1
Pitt.....	2-1
Samford.....	0-1
Savannah State.....	1-0
South Alabama.....	2-1
Southern Miss.....	0-1
Syracuse.....	3-1
Tennessee.....	0-1
Texas State.....	3-0
Toledo.....	2-0
Troy.....	3-1
UCF.....	2-1
ULM.....	3-1
UMass.....	0-1
USF.....	1-0
Virginia.....	2-2
Virginia Tech.....	0-1
Wake Forest.....	3-2
West Virginia.....	0-1
Western Carolina.....	1-0
Western Kentucky.....	2-0
Wofford.....	1-0
Wyoming.....	1-0
<b>TOTAL.....</b>	<b>79-57</b>

single season in school history.

- He has rushed 273 times for 1,409 yards (5.2 ypc) and 10 touchdowns to go along with seven overall 100-yard rushing games in two seasons and Cincinnati. Including his 2021 season at LSU, Kiner has rushed for 1,729 yards and 12 touchdowns on 352 carries over three collegiate seasons.

**MILESTONES WITHIN REACH FOR KINER IN 2024**

- Kiner can become the first Bearcat to rush for 1,000 yards in back-to-back seasons since Mike Warren in 2018 and 2019 and the fifth to ever accomplish the feat, joining Warren, Isaiah Pead (2010-11), Reggie Taylor (1980-82), and James Bettis (1980-81).
- Kiner needs 591 yards to become the 14th Bearcat to rush for 2,000 career rushing yards and 814 yards to break into the Top 10 in Cincinnati history in career rushing yards.
- The Cincinnati native brings seven career 100-yard games into the 2024 season, tied with four others for ninth-most in program history.

**BRENDAN SORSBY IS QB1**

- Redshirt sophomore quarterback and Indiana transfer Brendan Sorsby was announced as Cincinnati's starting quarterback on Aug. 22.
- Sorsby beat out redshirt junior QB Brady Lichtenberg and freshman Samaj Jones to earn the job.
- Sorsby played two seasons with the Hoosiers and threw for 1,587 yards and 15 touchdowns in 2023. The Denton, Texas native made seven starts at Indiana and added production on the ground as well as through the air. He rushed for 286 yards and four TDs last season, including 151 yards over the final three games of the year.
- Below is a look at how Sorsby fared in his first career collegiate start and his first action vs. FCS competition (Indiana State):

GAME	COMP	ATT	YDS	TD	INT
OSU	8	15	58	0	0
ISU	9	16	108	0	0

- The best game of Sorsby's career came at Illinois last season. He threw for a career-high 289 yards and three touchdowns while rushing for 53 yards and two more TDs.

**CORLEONE, DINGLE MAKE "FREAKS" LIST**

- Redshirt junior defensive tackle Dontay Corleone and redshirt junior linebacker Jack Dingle were both mentioned in Bruce Feldman's annual "Freaks" list in The Athletic.
- It marked the second straight season that Corleone made the list and the fourth straight year that UC had multiple players mentioned.
- Excerpt about Corleone: " The Godfather is a rare talent. He's 6-1 and 330 pounds. He wears size 18 shoes and has size 11 hands. He benched 485 pounds but moves really well, clocking a 1.71-second 10-yard split and a 2.81 20. He has topped out at 18.7 mph."
- Excerpt about Dingle: Jack Dingle is 6-3 1/2, 240-pounds and built like an Adonis, coaches say. He benched 395 pounds this offseason and did 26 reps at 225. He clocked a 1.54-second 10-yard split, hit 21.99 mph on the GPS and had a 4.21 pro agility shuttle to go with a 33-inch vertical and a 9-11 broad jump."

**"THE GODFATHER" OUT INDEFINITELY**

- Dontay "The Godfather" Corleone was sidelined on June 28 with a non-football medical issue. He was treated for blood clots found in his lungs, discovered after he reported chest discomfort and shortness of breath to the Cincinnati athletic trainers.
- Corleone has since returned to practice, but has only been participating in non-contact drills.
- The Colerain High School product's timetable to return is undetermined at this time.

**THE X(ZAVIER) FACTOR**

- Xzavier Henderson's first season with the Bearcats in 2023 was a smashing success as the Miami, Fla. native was the team's leading receiver and earned All-Big 12 honors.
- Henderson tallied 994 all-purpose yards and caught 58 passes for 782 yards as a receiver.
- He started all 11 games that he played in last season and broke the 100-yard barrier three times.
- Henderson impressed early, hauling in 12 catches for 140 yards in the Miami (OH) game. His 12 receptions were tied for fourth-most in a single game in school history.
- Henderson was a track star in high school as well, winning the Florida 4A state 400m title in a blazing fast 46.77 time. He was a U.S. Army All-American too.

**CAPTAIN CANTEN**

- Despite never taking a snap as a Bearcat, transfer safety Derrick Canteen has become one of Cincinnati's leaders heading into the season.
- The Georgia Southern and Virginia Tech transfer has impressed coaches and players alike with the way he carries himself on and off the field.
- Canteen, who has played in 42 games in his collegiate career, is entering his sixth season of college football.
- The Evans, Ga. native was tabbed by head coach Scott Satterfield to represent UC at Big 12 Media Days in July, and his teammates voted him as one of four season-long captains at the end of fall camp in August.

**GAVIN GERHARDT: CENTER OF ATTENTION**

- Redshirt senior offensive lineman Gavin Gerhardt has been UC's starting center for each of the past two seasons, anchoring the offensive line since 2022.
- The Xenia, Ohio native has started 22 of his last 23 games and was placed on the Rimington Trophy preseason watch list.
- Gerhardt helped pave the way for UC's outstanding run game last season that ranked fifth in the nation (217.1). He was the third-highest rated center in the Big 12 according to PFF (73.4) and his 79.7 run block grade was the highest of any center in the conference and sixth-best in the country.

**JOE ROYER IMPRESSES DURING FALL CAMP**

- Redshirt junior tight end Joe Royer joined the program this past offseason as a transfer from Ohio State, and the Cincinnati native has turned heads in his first fall camp as a Bearcat.
- At a scrimmage on Aug. 10, Royer caught two touchdowns from Brendan Sorsby and earned the praise of head coach Scott Satterfield:
- "Joe is a talented player," Satterfield said. "He has great size as a big target for our quarterbacks with soft hands.

He can block and do it all. We're really excited about him. When you think about it, he has so much ball ahead of him. He has not played that much. It was exciting to watch him have some fun today."

- Royer battled through injuries during his three seasons at Ohio State and was a member of the 2022 team that made it to the College Football Playoff.

**JIQUAN SANKS IN RARE AIR**

- Jiquan Sanks is listed as an "OR" on the unofficial two-deep at the STAR position along with sixth-year senior transfer Mehki Miller and redshirt sophomore Antwan Peek Jr.
- If Sanks gets the start he would be the first true freshman position player to start the season opener for the Bearcats since DE Marquise Copeland accomplished the feat against Alabama A&M nine years ago (2015).
- Copeland, a Super Bowl Champion with the Los Angeles Rams in 2022, was the first since DT Terrill Byrd and CB Mike Mickens made their first career starts in the 2005 season opener against Eastern Michigan.

**GET TO KNOW THE BEARCATS**

- The University of Cincinnati Department of Athletics competes at the highest level of intercollegiate athletics with the vision to reach Next Level Success for all 18 varsity teams and more than 450 student-athletes. The Bearcats have a proud athletics history, winning eight national championships and 118 conference titles. The Cincinnati men's basketball team is among the 15 winningest programs all-time, while the football team became the first non-Power Five program to compete in the College Football Playoff in 2021. Olympic gold medalist volleyball player Jordan Thompson, NBA Hall of Famer Oscar Robertson and Major League Baseball legend Sandy Koufax are among several luminaries who have competed as Bearcats.
- The Bearcats entered a new era as a Power Five School on July 1, 2023 when they officially joined the Big 12 Conference, positioning Cincinnati among the nation's premier athletics programs.
- Off the field, UC student-athletes continue to find success, collectively posting a 3.4 GPA in spring 2023 with 78% earning spots on the Honor Roll.
- Under the leadership of Director of Athletics John Cunningham, and supported by more than 150 full-time staff members, UC Athletics' mission is to connect our community, enhance our university and impact the lives of student-athletes as they prepare to change the world on and off the field.

**AN ELITE PROGRAM BY THE NUMBERS**

- UC has positioned itself as one of the most successful programs in the country over the last several years.
- Cincinnati is 56-20 since the start of the 2018 season, which ranks ninth among FBS programs and is the best record among current Big 12 programs during that span.
- Cincinnati boasts an 89-50 record since the start of the 2013 season and has won three conference championships while advancing to eight bowl games. Two of its eight bowl trips have been to New Year's Six bowls: 2021 Peach Bowl and the 2021 Cotton Bowl Classic (CFP Semifinal).
- The Bearcats became the first-ever "Group of Five" team to advance to the College Football Playoff in 2021, defeating No. 9 Notre Dame on the road and finishing undefeated in the regular season along the way.

- Since 2009 (last 15 years) the Bearcats rank 17th in FBS with a 125-65 (.658) record and rank third among current Big 12 teams behind Oklahoma State (139-56) and TCU (128-63). They have won seven conference titles during that time, a number only matched by Alabama (9) Clemson (8) and Oklahoma (8).
- Cincinnati (2021) was one of just 15 teams to make the College Football Playoff in the four-team era (2014-23) and one of just two current Big 12 teams (TCU, 2022) to make it. UC was the only non-Power Five program to ever earn a CFP berth in the four-team format.

**CFP+MF4 APPEARANCE**

- Cincinnati is one of 11 schools - and the only Big 12 institution - to have a Men's Final Four and College Football Playoff appearance in its athletic history.
- Cincinnati became the first non-Power 5 team to make the College Football Playoff after finishing as the nation's only undefeated team in 2021 and has advanced to six Men's Final Fours.

**BEARCATS FIND NFL SUCCESS**

- Cincinnati has seen 16 Bearcats drafted since the start of 2021 - second-most in the Big 12 in that time span. The list includes Ahmad "Sauce" Gardner, who was selected fourth overall by the New York Jets in 2022 and went on to earn All-Pro and NFL Defensive Rookie of the Year honors.
- While Gardner took the NFL by storm as a rookie, Travis and Jason Kelce turned in dominant seasons once again. The brothers, who both starred for the Bearcats more than a decade ago, each earned All-Pro and faced off in Super Bowl LVIII. The Kansas City Chiefs won the league crown and Travis Kelce was joined by fellow Bearcat Bryan Cook, a rookie safety.

**KELCE BROTHERS BRING NEW HEIGHTS TO FIFTH THIRD ARENA**

- NFL superstars and former Bearcats Travis and Jason Kelce returned to campus on April 11 for a live episode of their podcast, New Heights.
- In front of more than 12,000 fans at Fifth Third Arena, the Kelces entertained for nearly four hours and gave attendees a night they'll never forget.
- The event began with the first-ever edition of the "Lombaby Games", which pitted UC student-athletes against traditional students in a series of mental and physical challenges.
- Following the games, Travis and Jason welcomed special guests Desmond Ridder, Orlando Brown Jr., and Joe Burrow to share stories and plenty of laughs that kept the crowd engaged all night.
- The climax of the event came near the end, when director of athletics John Cunningham held a surprise commencement ceremony for Travis and Jason, who were not able to walk at their own graduation.
- The event had a seismic impact on social media, generating over 14 million impressions and over one million engagements. The final post of the night from the surprise commencement ceremony was the top-performing social media post in UC athletics history, and the top-performing post by any Big 12 main athletics Instagram account since 2021.

**INDOOR PRACTICE FACILITY COMING IN 2025**

- On Aug. 16, the final steel beam was installed at Cincinnati's Indoor Practice Facility, which is set to be completed in Spring 2025.
- Spearheaded by Larry and Rhonda Sheakley's transformational giving and leadership, the new state-of-the-art facilities will elevate the Cincinnati student-athlete experience, giving Bearcats an unrivaled advantage on the playing field and on the recruiting trail.
- The 84,000 square-foot Indoor Practice Facility features a 120-yard football field equipped for multiple sports. The field will provide an all-weather home for Cincinnati football practices and year-round workouts and have direct access to the Performance Center's weight room, training room and performance nutrition fueling stations.
- The 96,000 square-foot Performance Center features three levels that will provide nearly everything a student-athlete needs to get competition and practice ready in one place, including offices for the football program.
- Find out more about the practice facility on page 10.

**TAKE ME TO HIGHER GROUND**

- For the past 26 years, the UC football has called the Higher Ground Conference and Retreat Center in West Harrison, Ind., its preseason training home.
- The 280-acre facility is located about 30 miles from campus and has served as the Bearcats training camp location since the lead up to the 1999 season.
- Higher Ground has two 100-yard turf practice fields, including a new surface installed in 2017, ample living and meeting spaces and no distractions from football.

**CHAMPIONSHIP HISTORY**

- UC won the 2021 and 2020 AAC Championships, its 15th and 16th league titles, for its first two since 2014 and first outright crowns since 2009.
- UC played in its third-straight AAC title game in 2021.
- Each of the last two were played at Nippert Stadium. UC toppled No. 16 Houston in 2021 after defeating No. 23 Tulsa on Cole Smith's game-ending 34-yard field goal. That first game, played on Saturday, Dec. 19 at Nippert Stadium, marked the latest date a game was played in Nippert since a matchup vs. Xavier on Dec. 7, 1918.

**CONFERENCE CHAMPIONSHIPS (16)**

YEAR	LEAGUE	HC	REC
1933	Buckeye *	King	7-2-0
1934	Buckeye	King	6-2-1
1947	Mid-American	Nolting	7-3-0
1949	Mid-American	Gillman	7-4-0
1951	Mid-American	Gillman	10-1-0
1952	Mid-American	Gillman	8-1-1
1963	Missouri Valley *	Studley	6-4-0
1964	Missouri Valley	Studley	8-2-0
2002	Conference USA *	Minter	7-7-0
2008	BIG EAST	Kelly	11-3-0
2009	BIG EAST	Kelly	12-1-0
2011	BIG EAST *	Jones	10-3-0
2012	BIG EAST *	Jones	10-3-0
2014	American *	Tuberville	9-4-0
2020	American	Fickell	9-0-0
2021	American	Fickell	13-0-0

\* - Shared title

**NIPPERT STADIUM DEDICATION 100<sup>TH</sup> ANNIVERSARY**

Cincinnati Athletics will commemorate the 100-year anniversary of the dedication of Nippert Stadium during the entire 2024 football season, celebrating the life of stadium namesake Jimmy Nippert as the Bearcats' season-long theme. The celebration will take center stage Nov. 9, 2024 when the Bearcats face former BIG EAST rival West Virginia on Carson Field.

UC debuted a memorial shield this summer, which will be featured throughout the 2024 season. More information about the logo can be found on the graphic to the left.

Nippert was a center and captain on the 1923 football team when he sustained an injury on Thanksgiving Day against rival Miami (OH). He fell ill with blood poisoning and died on Christmas Day. Nippert's grandfather—James N. Gamble, son of the Procter & Gamble co-founder—donated \$250,000 for the completion of the stadium.

Nippert Stadium was officially dedicated on Nov. 8, 1924 before kickoff of a game against Oberlin. Members of the Nippert family joined UC staff, players from both teams, and representatives from universities in the region in a ceremony at the memorial in the south end of the stadium.

Nippert Stadium stands as the centerpiece of the University of Cincinnati's campus. Through several renovations, the stadium has modernized to feature suite levels and a press box in addition to premium seating. It now seats just under 40,000 fans, but remains in the middle of campus, adjacent to the Tangeman University Center. Nippert Stadium's turf is open to all students for recreation when not in use by the football or lacrosse teams for practices or games.

Various football season graphic elements and marketing materials, including season tickets, will incorporate throwback designs that pay homage to Jimmy Nippert and celebrate the stadium's rich history.

**COMING IN SPRING 2025: INDOOR PRACTICE FACILITY & PERFORMANCE CENTER**


Spearheaded by Larry and Rhonda Sheakley's transformational giving and leadership, the new state-of-the-art facilities will elevate the Cincinnati student-athlete experience, giving Bearcats an unrivaled advantage on the playing field and on the recruiting trail.

The 84,000 square-foot Indoor Practice Facility features a 120-yard football field equipped for multiple sports. The field will provide an all-weather home for Cincinnati football practices and year-round workouts and have direct access to the Performance Center's weight room, training room and performance nutrition fueling stations.

The field will feature WiFi access and a remote-operated camera system for football as well as a scoreboard, state-of-the-art sound system and a built-in Catapult technology system.

The 96,000 square-foot Performance Center features three levels that will provide nearly everything a student-athlete needs to get competition and practice ready in one place:

- Offices for football program
- Performance nutrition station for all sports
- Fueling station for football
- Sports performance weight room
- Athletic training room
- Multiple recovery spaces
- Mental health services
- Equipment room
- Creative suite



Top: A mid-construction photo of the indoor practice facility from July 2, 2024  
Bottom: An artist's rendering of the practice field inside the indoor practice facility, scheduled to be completed in Spring 2025.



POLLING DATA

WEEK	AP	COACHES	CFP
Preseason	-	-	-
Week 1	-	-	-
Week 2	-	-	-
Week 3	-	-	-
Week 4	-	-	-
Week 5	-	-	-
Week 6	-	-	-
Week 7	-	-	-
Week 8	-	-	-
Week 9	-	-	-
Week 10	-	-	-
Week 11	-	-	-
Week 12	-	-	-
Week 13	-	-	-
Week 14	-	-	-

IN THE POLLS

AP	COACHES
1. Georgia	1. Georgia
2. Ohio State	2. Ohio State
3. Oregon	3. Oregon
4. Texas	4. Texas
5. Alabama	5. Alabama
6. Ole Miss	6. Ole Miss
7. Notre Dame	7. Notre Dame
8. Penn State	8. Michigan
9. Michigan	9. Penn State
10. Florida State	10. Florida State
11. Missouri	11. Missouri
12. Utah	12. LSU
13. LSU	13. Utah
14. Clemson	14. Clemson
15. Tennessee	15. Tennessee
16. Oklahoma	16. Oklahoma
17. Oklahoma State	17. Kansas State
18. Kansas State	18. Oklahoma State
19. Miami	19. Miami
20. Texas A&M	20. Texas A&M
21. Arizona	21. Arizona
22. Kansas	22. NC State
23. USC	23. USC
24. NC State	24. Kansas
25. Iowa	25. Iowa

NIPPERT STADIUM TOP CROWDS

ATT	OPPONENT	DATE	RESULT
40,140	UConn	10/24/15	W, 37-13*
40,121	UCF	10/4/19	W, 27-24*
40,101	Miami (Fla.)	10/1/15	W, 34-23*
40,015	Houston	9/15/16	L, 40-16*
39,095	Alabama A&M	9/5/15	W, 52-10
38,919	UConn	11/9/19	W, 48-3
38,557	South Florida	10/8/22	W, 28-24*
38,464	Indiana	9/24/22	W, 45-24*
38,461	Navy	11/5/22	W, 20-10*
38,199	East Carolina	11/11/22	W, 27-25*
<b>38,193</b>	<b>EKU</b>	<b>9/2/23</b>	<b>W, 66-13*</b>
<b>38,193</b>	<b>Miami (OH)</b>	<b>9/16/23</b>	<b>L, 24-31 (OT)*</b>
<b>38,193</b>	<b>Oklahoma</b>	<b>9/23/23</b>	<b>L, 6-20*</b>
<b>38,193</b>	<b>Iowa State</b>	<b>10/14/23</b>	<b>L, 10-30*</b>
<b>38,193</b>	<b>Baylor</b>	<b>10/21/23</b>	<b>L, 29-32</b>
<b>38,193</b>	<b>UCF</b>	<b>11/4/23</b>	<b>L, 26-28</b>

\*-Sellouts



CARSON FIELD AT NIPPERT STADIUM

CARSON FIELD AT NIPPERT STADIUM HAS BEEN THE VENERABLE HOME OF THE UNIVERSITY OF CINCINNATI FOOTBALL TEAM SINCE 1901 AND PROVIDES A PHENOMENAL HOME-FIELD ENVIRONMENT.

HARD TICKET TO COME BY

- In 2021, UC set a record with just over 22,000 season tickets sold, which has been broken in consecutive seasons.
- The Bearcats are currently on a single-game sellout streak spanning 18 contests entering 2024.

A MODERN CLASSIC

- In 1915, construction was completed on the first sections of a brick and concrete structure to replace the wooden stands and continued for several seasons as funds were raised.
- In 1924, the completed structure was dedicated as James Gamble Nippert Memorial Stadium with a capacity of 12,000.
- UC has used the Nippert site as a playing surface since 1901, making it the second-oldest playing site in the nation for college football behind Penn's Franklin Field (1895).
- UC went from having nearly no premium seating options to the addition of 1,100 scholarship club seats and 53 indoor and outdoor suites of varying sizes. A skywalk connects Tangeman University Center to the West Pavilion with premium area customers able to access the facility on gameday from the other side of campus.

TQL PARTNERSHIP BOLSTERS NIPPERT STADIUM

- Total Quality Logistics (TQL), the second-largest freight brokerage firm in North America and Cincinnati's largest private company, and UC announced in January 2023 a long-term strategic partnership that will include field level and stadium signage and logo assets for TQL as well as specific investment to the Bearcats' indoor practice and performance facility project.

WHAT'S IN A NAME?

- During the season-ending clash with rival Miami (OH) in 1923, Jimmy Nippert sustained a spike wound injury and died a month later from blood poisoning.
- His grandfather, James N. Gamble of Procter and Gamble, provided the funds needed to complete the horseshoe-shaped structure, and the James Gamble Nippert Memorial Stadium was dedicated on Nov. 8, 1924.
- The stadium's founder was Arch Carson, who as captain and principal organizer played a significant role in starting football on the UC campus in 1885. In 1901 as physical director of the university, Carson guided the construction of the field which was later named for him -- the playing surface is still called Carson Field.
- TQL's logo will appear on Carson Field in two places.
- While field surface branding typically results in renaming the venue, as a Cincinnati company, TQL has chosen to not name the field. It will continue to be named Carson Field in honor of Dr. Arch Carson, who organized the first football team at the university in 1885 and is known as the Father of UC Football.

## 2024 CINCINNATI FOOTBALL ALPHABETICAL ROSTER

#	NAME	POS.	HT.	WT.	CL.	HOMETOWN / HIGH SCHOOL / LAST SCHOOL
93	Harris Adams	DL	6-3	308	RJr.	Dickson, Tenn. / Nashville Christian / Southeast Missouri State
37	Trevor Adams	LB	6-3	243	RJr. <sup>^</sup>	Loveland, Ohio / Goshen / Western Kentucky
19	Dakarai Anderson	WR	5-8	188	Fr.	Perry, Ga. / Perry
8	Ormanie Arnold	DB	5-9	178	RSo.	Long Beach, Calif. / Dominguez / Idaho
95	Lendric Barber	DL	6-3	305	Fr.	McDonough, Ga. / Ola
7	Jared Bartlett	LB	6-2	237	RSr.*	Miami, Fla. / Collins Hill (Ga.) / West Virginia
17	Joey Beljan	TE	6-3	235	RSr.**	Holland, N.J. / Delaware Valley / Western Kentucky
84	Sterling Berkhalter	WR	6-3	200	RJr.	Cincinnati, Ohio / Ga. Prep Academy / NC A&T
57	Ben Blevins	DT	5-11	250	RJr. <sup>^</sup>	Maineville, Ohio / La Salle
33	Zander Blue	DB	5-11	180	RJr. <sup>^</sup>	Louisville, Ky. / Atherton
33	Carter Brown	K	6-0	198	Jr.	Pearland, Texas / Dawson / Arizona State
56	Deondre Buford	OL	6-4	318	RJr.	Detroit, Mich. / Martin Luther King / Kentucky
40	Kamari Burns	DE	6-4	285	RFr.	Columbus, Ohio / Lincoln
52	Garrison Butler	DL	6-1	285	Fr.	Jacksonville, Fla. / The Bolles School
20	Jakorion Caffey	RB	5-11	215	Fr.	Avon, Ohio / Avon
10	Derrick Canteen	S	5-11	197	RSr.*	Evans, Ga. / Evans / Georgia Southern / Virginia Tech
21	Kalen Carroll	CB	6-0	182	RSo.	Indianapolis, Ind. / Center Grove
63	Zac Clarke	OL	6-6	290	Fr.	Plainfield, Ill. / Oswego East
29	Stanley Clyne	CB	6-2	175	RFr. <sup>^</sup>	Tipp City, Ohio / Tippecanoe
4	Mikah Coleman	DE	6-4	265	RJr.	Reynoldsburg, Ohio / Reynoldsburg / Eastern Michigan
31	Simeon Coleman	LB	6-0	230	Fr.	Seat Pleasant, Md. / St. Francis Academy
36	Christian Commisso	LB	6-1	235	RFr. <sup>^</sup>	Defiance, Ohio / Defiance
2	Dontay Corleone	DT	6-1	320	RJr.	Cincinnati, Ohio / Colerain
29	Manny Covey	RB	5-10	190	RFr.	Starke, Fla. / Bradford
32	Maxwell Cummings	DB	6-0	185	RFr. <sup>^</sup>	Gahanna, Ohio / Lincoln
24	Victor Dawson	RB	6-0	225	RJr. <sup>^</sup>	Akron, Ohio / Hoban / Merrimack
49	Jack Dingle	LB	6-4	240	RJr.	Louisville, Ky. / Trinity
23	Brian Doneghy II	RB	5-8	210	RSr. <sup>^</sup>	Montgomery, Ohio / Sycamore / Dayton
12	Brady Drogosh	LB	6-4	220	RFr.	Warren, Mich. / De La Salle Collegiate
78	Grant Edgington	OL	6-3	295	RFr. <sup>^</sup>	Madeira, Ohio / Madeira
31	Mason Fletcher	P	6-7	215	Sr.	Melbourne, Australia / ProKick
30	Max Fletcher	P	6-4	195	Jr.	Melbourne, Australia / ProKick / Arkansas
53	Gavin Gerhardt	OL	6-4	300	RSo.	Xenia, Ohio / Xenia
6	Trevon Gola-Callard	S	6-1	190	Jr.	Las Vegas, Nev. / Pale Verde / Southern Utah
11	Jake Golday	LB	6-4	240	RJr.	Arlington, Tenn. / Arlington / Central Arkansas
23	Willie Goodwyn	DB	5-11	180	Fr.	Montgomery, Ala. / Rabun County (Ga.)
79	Ethan Green	OL	6-7	318	RSo.	Fremont, Ohio / Fremont Ross
87	Gavin Grover	TE	6-6	250	Fr.	Lewis Center, Ohio / Olentangy
77	Jonathan Harder	OL	6-4	330	RSo.	Delaware, Ohio / Olentangy Berlin
96	Nathan Hawks	K	6-2	210	RSr. <sup>^</sup>	Enon, Ohio / Greenon / Wittenberg
8	Xavier Henderson	WR	6-3	200	Sr.*	Miami, Fla. / Columbus / Florida
92	Nick Herbst	DL	6-2	248	RJr.	Canandaigua, N.Y. / Canandaigua / SUNY Brockport
13	Jacob Hoying	QB	6-1	208	RJr. <sup>^</sup>	Columbus, Ohio / Bishop Watterson
90	Jalen Hunt	DT	6-4	308	RSr.*	Detroit, Mich. / Belleville / Michigan State
14	Barry Jackson Jr.	WR	5-11	193	RFr.	Ellenwood, Ga. / Cedar Grove
99	Rob Jackson	DE	6-4	270	RJr.	Philadelphia, Pa. / Archbishop Wood
25	Daniel James	CB	5-11	180	Fr.	Powder Springs, Ga. / McEachern
0	Tony Johnson	WR	5-10	187	RJr.	Ocala, Fla. / Vanguard / FAU
14	Zay "Gravy" Johnson	DB	6-2	175	Fr.	Clinton, S.C. / Clinton
80	Elijah Jones	WR	5-11	195	Fr.	Norristown, Pa. / St. Joseph's Prep
5	Samaj Jones	QB	6-0	215	Fr.	Philadelphia, Pa. / St. Joseph's Prep
67	Luke Kandra	OL	6-4	323	RSr.	Cincinnati, Ohio / Elder / Louisville
42	Connor Keyes	LB	6-3	240	Jr. <sup>^</sup>	Cincinnati, Ohio / Elder / Minnesota
21	Corey Kiner	RB	5-9	210	Sr.	Cincinnati, Ohio / Roger Bacon / LSU
22	Zane Kinsey	WR	5-10	199	Fr. <sup>^</sup>	Wellsville, Ohio / Toronto
15	Will Kocher	QB	6-2	203	RFr. <sup>^</sup>	Kings Mills, Ohio / Kings
47	George Liebold	LS	6-2	210	Fr. <sup>^</sup>	Sarasota, Fla. / Cardinal Mooney
93	Max Lemasters	K	5-6	175	RFr.	Cincinnati, Ohio / Elder
39	Cincear Lewis	LB	6-2	208	RSo.	Kalamazoo, Mich. / Kalamazoo Central

#	NAME	POS.	HT.	WT.	CL.	HOMETOWN / HIGH SCHOOL / LAST SCHOOL
16	Brady Lichtenberg	QB	6-1	200	RJr.	Toledo, Ohio / St. John's Jesuit
91	Drew Logan	DE	6-4	275	RSo. <sup>^</sup>	North Canton, Ohio / Hoover
66	Xavier Lozowicki	OL	6-5	304	So.	Ridley Park, Pa. / IMG Academy / Maine
10	Jamoi Mayes	WR	5-11	205	RSr.	Griffin, Ga. / Griffin / Chattanooga
82	Michael McCalmont	TE	6-3	240	RSr. <sup>^</sup>	Mason, Ohio / Mason
89	Ben Mehan	P	6-1	190	Fr.	Downingtown, Pa. / Downingtown West HS
20	Mehki Miller	STAR	6-1	200	RSr.*	Park Forest, Ill. / Rich Central / Miami (Ohio) / New Mexico State
71	Judea Milon	OL	6-4	300	R-Jr.	Killeen, Texas / Shoemaker / Tyler Junior College
0	Josh Minkins Jr.	S	6-2	200	RSr.	Louisville, Ky. / Willingboro / Louisville
38	Nijal Mooney	LB	6-0	232	RJr. <sup>^</sup>	Cincinnati, Ohio / Roger Bacon / Findlay
81	Michael Mussari	WR	6-1	200	RFr. <sup>^</sup>	Kings Mills, Ohio / Kings
96	Nathan Nunn	DE	6-2	278	Fr. <sup>^</sup>	Medina, Ohio / Medina
98	Marquaze Parker	DL	6-4	275	Fr.	West Memphis, Ark. / West Memphis
73	Aiden Pastoriza	OL	6-7	280	Fr.	Jackson, Mich. / Lumen Christi
46	Antwan Peek Jr.	STAR	6-2	208	RSo. <sup>^</sup>	Cincinnati, Ohio / Indian Hill
43	Jayden Perry	LS	6-3	240	RSr.*	Savannah, Ga. / Islands / Coastal Carolina / Indiana State
97	Eric Phillips	DE	6-3	260	RSr.*	Cincinnati, Ohio / Colerain
3	Evan Prater	WR	6-4	202	RSr.	Cincinnati, Ohio / Wyoming
19	Quinton Price	DB	6-3	183	Fr.	Cincinnati, Ohio / Taft
6	Evan Pryor	RB	5-10	198	RJr.	Cornelius, N.C. / William Amos Hough / Ohio State
35	Drew Robinson	S	6-2	190	Fr. <sup>^</sup>	Clarksville, Ohio / Moeller
16	Jordan Robinson	DB	6-4	210	Jr.	Columbia, S.C. / Livingstone / Kentucky
26	Cam Roetherford	DL	6-2	280	RSo.	Detroit, Mich. / Martin Luther King / Arkansas-Pine Bluff
11	Joe Royer	TE	6-5	255	RJr.	Cincinnati, Ohio / Elder / Ohio State
18	Marqavious Saboor	DB	6-0	180	Fr.	Decatur, Ga. / Carlton Kell
9	Jiquan Sanks	STAR	5-11	195	Fr.	Columbus, Ga. / Central (Ala.)
69	JP Schrieber	OL	6-2	295	Fr. <sup>^</sup>	Berwyn, Pa. / St. Joseph's Prep
44	Francis Sherman	TE	6-3	240	Sr.	Bay Village, Ohio / Bay / Arkansas
48	Weston Simmons	LS	5-11	225	RFr. <sup>^</sup>	Mason, Ohio / Mason
17	Brian Simms III	LB	6-3	228	RFr.	Baltimore, Md. / St. Frances Academy
94	Keilan Smith	DT	6-3	330	RFr. <sup>^</sup>	Pickerington, Ohio / Pickerington Central
4	Tyrin Smith	WR	5-7	165	RSr.*	Cibola, Texas / Cibola Steele / Cisco College / UTEP
2	Brendan Sorsby	QB	6-3	228	RSo.	Denton, Texas / Lake Dallas / Indiana
41	Quinn Staten	LB	6-2	230	RFr. <sup>^</sup>	Toledo, Ohio / St. John's Jesuit
12	Danny Stoddard	QB	6-1	175	Fr. <sup>^</sup>	Medina, Ohio / Medina
3	Kye Stokes	CB	6-1	192	RSo.	Tampa, Fla. / Armwood / Ohio State
5	D.J. Taylor	S	5-10	195	RSr.	Tampa, Fla. / Tampa Catholic / Arizona State
50	Evan Tengesdahl	OL	6-4	315	RFr.	Dayton, Ohio / Wayne
22	Jonathan Thompson	LB	6-2	230	RSo.	Columbus, Ohio / St. Francis De Sales
54	Dartanyan Tinsley	OL	6-4	320	RSr.*	Owensboro, Ky. / Owensboro / Kentucky Christian
9	Aaron Turner	WR	5-8	185	Sr.	Ellicott, Md. / Gonzaga College / UConn
24	Darian Varner	DE	6-3	265	RSr.	Norfolk, Va. / Maury / Temple / Wisconsin
85	Lyviel Waters	TE	6-2	230	Fr. <sup>^</sup>	Cincinnati, Ohio / Winton Woods
44	Montay Weedon	LB	6-1	218	Fr.	Silver Spring, Md. / St. John's College
59	Jake Wheelock	OL	6-4	300	Fr.	Dayton, Ohio / Stebbins
74	Phillip Wilder	OL	6-5	315	Sr.*	Jonesboro, Ga. / Mt. Zion / Southeast Missouri State
7	Chance Williams	RB	5-8	190	Jr.	Baton Rouge, La. / Scotlandville Magnet / Grambling State
75	John Williams	OL	6-5	320	RSr.	Bolingbrook, Ill. / Bolingbrook
27	Ken Willis	S	5-11	188	RSo.	Cincinnati, Ohio / Colerain
15	Kameron Wilson	DL	6-2	250	RJr.	Decatur, Ga. / Mount Zion / Louisville
13	Logan Wilson	DB	5-10	180	RSr.*	Dallas, Texas / Bishop Dunne / Kansas State / ULM / North Texas
18	Kale Woodburn	WR	5-10	160	Fr.	Warner Robins, Ga. / Houston County
35	Brady Young	P	6-3	215	RJr. <sup>^</sup>	Perrysburg, Ohio / Perrysburg
1	Jordan Young	CB	6-0	197	RJr.	Tampa, Fla. / Gaither / Florida
83	Devyn Zahursky	TE	6-4	250	Fr.	Berea, Ohio / Midpark

\* - Using extra year of eligibility from COVID-19 pandemic; ^ - Walk-On

## 2024 CINCINNATI FOOTBALL NUMERICAL ROSTER

#	NAME	POS.	HT.	WT.	CL.	HOMETOWN / HIGH SCHOOL / LAST SCHOOL
0	Josh Minkins Jr.	S	6-2	200	RSr.	Louisville, Ky. / Willingboro / Louisville
0	Tony Johnson	WR	5-10	187	Rlr.	Ocala, Fla. / Vanguard / FAU
1	Jordan Young	CB	6-0	197	Rlr.	Tampa, Fla. / Gaither / Florida
2	Brendan Sorsby	QB	6-3	228	RSo.	Denton, Texas / Lake Dallas / Indiana
2	Dontay Corleone	DT	6-1	320	Rlr.	Cincinnati, Ohio / Colerain
3	Evan Prater	WR	6-4	202	RSr.	Cincinnati, Ohio / Wyoming
3	Kye Stokes	CB	6-1	192	RSo.	Tampa, Fla. / Armwood / Ohio State
4	Mikah Coleman	DE	6-4	265	Rlr.	Reynoldsburg, Ohio / Reynoldsburg / Eastern Michigan
4	Tyrin Smith	WR	5-7	165	RSr.*	Cibola, Texas / Cibola Steele / Cisco College / UTEP
5	D.J. Taylor	S	5-10	198	RSr.	Tampa, Fla. / Tampa Catholic / Arizona State
5	Samaj Jones	QB	6-0	215	Fr.	Philadelphia, Pa. / St. Joseph's Prep
6	Trevon Gola-Callard	DB	6-1	185	Jr.	Las Vegas, Nev. / Pale Verde / Southern Utah
6	Evan Pryor	RB	5-10	198	Rlr.	Cornelius, N.C. / William Amos Hough / Ohio State
7	Chance Williams	RB	5-8	190	Jr.	Baton Rouge, La. / Scotlandville Magnet / Grambling State
7	Jared Bartlett	LB	6-2	237	RSr.*	Miami, Fla. / Collins Hill (Ga.) / West Virginia
8	Ormanie Arnold	CB	5-9	178	RSo.	Long Beach, Calif. / Dominguez / Idaho
8	Xzavier Henderson	WR	6-3	200	Sr.*	Miami, Fla. / Columbus / Florida
9	Aaron Turner	WR	5-8	185	Sr.	Ellicott, Md. / Gonzaga College / UConn
9	Jiquan Sanks	STAR	5-11	195	Fr.	Columbus, Ga. / Central (Ala.)
10	Jamoi Mayes	WR	5-11	200	RSr.	Griffin, Ga. / Griffin / Chattanooga
10	Derrick Canteen	S	5-11	197	RSr.*	Evans, Ga. / Evans / Georgia Southern / Virginia Tech
11	Joe Royer	TE	6-5	255	Rlr.	Cincinnati, Ohio / Elder / Ohio State
11	Jake Golday	LB	6-4	235	Rlr.	Arlington, Tenn. / Arlington / Central Arkansas
12	Brady Drogosh	LB	6-4	220	RFr.	Warren, Mich. / De La Salle Collegiate
12	Danny Stoddard	QB	6-1	175	Fr.^	Medina, Ohio / Medina
13	Jacob Hoying	QB	6-1	208	Rlr.^	Columbus, Ohio / Bishop Watterson
13	Logan Wilson	DB	5-10	180	RSr.*	Dallas, Texas / Bishop Dunne / Kansas State / ULM / North Texas
14	Barry Jackson Jr.	WR	5-11	193	RFr.	Ellenwood, Ga. / Cedar Grove
14	Zay "Gravy" Johnson	DB	6-2	175	Fr.	Clinton, S.C. / Clinton
15	Kameron Wilson	DE	6-2	250	Rlr.	Decatur, Ga. / Mount Zion / Louisville
15	Will Kocher	QB	6-2	203	RFr.^	Kings Mills, Ohio / Kings
16	Brady Lichtenberg	QB	6-1	200	Rlr.	Toledo, Ohio / St. John's Jesuit
16	Jordan Robinson	CB	6-4	210	Jr.	Columbia, S.C. / Livingstone / Kentucky
17	Brian Simms III	LB	6-3	228	RFr.	Baltimore, Md. / St. Frances Academy
17	Joey Beljan	TE	6-3	235	RSr.**	Holland, N.J. / Delaware Valley / Western Kentucky
18	Marqavious Saboor	STAR	6-0	180	Fr.	Decatur, Ga. / Carlton Kell
18	Kale Woodburn	WR	5-10	160	Fr.	Warner Robins, Ga. / Houston County
19	Quinton Price	DB	6-3	183	Fr.	Cincinnati, Ohio / Taft
19	Dakarai Anderson	WR	5-8	188	Fr.	Perry, Ga. / Perry
20	Jakorian Caffey	RB	5-11	215	Fr.	Avon, Ohio / Avon
20	Mehki Miller	STAR	6-1	200	RSr.*	Park Forest, Ill. / Rich Central / Miami (Ohio) / New Mexico State
21	Corey Kiner	RB	5-9	210	Sr.	Cincinnati, Ohio / Roger Bacon / LSU
21	Kalen Carroll	CB	6-0	182	RSo.	Indianapolis, Ind. / Center Grove
22	Jonathan Thompson	LB	6-2	230	RSo.	Columbus, Ohio / St. Francis De Sales
22	Zane Kinsey	WR	5-10	190	Fr.^	Wellsville, Ohio / Toronto
23	Brian Doneghy II	RB	5-8	210	RSr.^	Montgomery, Ohio / Sycamore / Dayton
23	Willie Goodwyn	CB	5-11	180	Fr.	Montgomery, Ala. / Rabun County (Ga.)
24	Darian Varner	DE	6-3	265	RSo.	Norfolk, Va. / Maury / Temple / Wisconsin
24	Victor Dawson	RB	6-0	225	Rlr.^	Akron, Ohio / Hoban / Merrimack
25	Daniel James	CB	5-11	180	Fr.	Powder Springs, Ga. / McEachern
26	Cam Roetherford	DE	6-2	280	RSo.	Detroit, Mich. / Martin Luther King / Arkansas-Pine Bluff
27	Ken Willis	S	5-11	188	RSo.	Cincinnati, Ohio / Colerain
29	Manny Covey	RB	5-10	190	RFr.	Starke, Fla. / Bradford
29	Stanley Clyne	CB	6-2	175	RFr.^	Tipp City, Ohio / Tippecanoe
30	Max Fletcher	P	6-4	195	Jr.	Melbourne, Australia / ProKick / Arkansas
31	Mason Fletcher	P	6-7	215	Sr.	Melbourne, Australia / ProKick
31	Simeon Coleman	LB	6-0	230	Fr.	Seat Pleasant, Md. / St. Francis Academy
32	Maxwell Cummings	CB	6-0	185	RFr.^	Gahanna, Ohio / Lincoln
33	Carter Brown	K	6-0	198	Jr.	Pearland, Texas / Dawson / Arizona State

#	NAME	POS.	HT.	WT.	CL.	HOMETOWN / HIGH SCHOOL / LAST SCHOOL
33	Zander Blue	DB	5-11	180	Rlr.^	Louisville, Ky. / Atherton
35	Drew Robinson	DB	6-2	195	Fr.^	Clarksville, Ohio / Moeller
35	Brady Young	P	6-3	215	Rlr.^	Perrysburg, Ohio / Perrysburg
36	Christian Comisso	LB	6-1	235	RFr.^	Defiance, Ohio / Defiance
37	Trevor Adams	LB	6-3	243	Rlr.^	Loveland, Ohio / Goshen / Western Kentucky
38	Nijal Mooney	LB	6-0	232	Rlr.^	Cincinnati, Ohio / Roger Bacon / Findlay
39	Cincear Lewis	LB	6-2	208	RSo.	Kalamazoo, Mich. / Kalamazoo Central
40	Kamari Burns	DL	6-4	285	RFr.	Columbus, Ohio / Lincoln
41	Quinn Staten	LB	6-2	230	RFr.^	Toledo, Ohio / St. John's Jesuit
42	Connor Keyes	LB	6-3	240	Jr.^	Cincinnati, Ohio / Elder / Minnesota
43	Jayden Perry	LS	6-3	240	RSr.*	Savannah, Ga. / Islands / Coastal Carolina / Indiana State
44	Francis Sherman	TE	6-3	240	Sr.	Bay Village, Ohio / Bay / Arkansas
44	Montay Weedon	LB	6-1	218	Fr.	Silver Spring, Md. / St. John's College
46	Antwan Peek Jr.	STAR	6-2	208	RSo.^	Cincinnati, Ohio / Indian Hill
47	George Liebold	LS	6-2	210	Fr.^	Sarasota, Fla. / Cardinal Mooney
48	Weston Simmons	LS	5-11	220	RFr.^	Mason, Ohio / Mason
49	Jack Dingle	LB	6-4	240	Rlr.	Louisville, Ky. / Trinity
50	Evan Tengesdahl	OL	6-4	315	RFr.	Dayton, Ohio / Wayne
52	Garrison Butler	DL	6-1	285	Fr.	Jacksonville, Fla. / The Bolles School
53	Gavin Gerhardt	OL	6-4	307	RSr.	Xenia, Ohio / Xenia
54	Dartanyan Tinsley	OL	6-4	320	RSr.*	Owensboro, Ky. / Owensboro / Kentucky Christian
56	Deondre Buford	OL	6-4	318	Rlr.	Detroit, Mich. / Martin Luther King / Kentucky
57	Ben Blevins	DL	5-11	250	Rlr.^	Maineville, Ohio / La Salle
59	Jake Wheelock	OL	6-4	300	Fr.	Dayton, Ohio / Stebbins
63	Zac Clarke	OL	6-6	290	Fr.	Plainfield, Ill. / Oswego East
66	Xavier Lozowicki	OL	6-5	305	So.	Ridley Park, Pa. / IMG Academy / Maine
67	Luke Kandra	OL	6-4	323	RSr.	Cincinnati, Ohio / Elder / Louisville
69	JP Schrieber	OL	6-2	295	Fr.^	Berwyn, Pa. / St. Joseph's Prep
71	Judea Milon	OL	6-4	300	R-Jr.	Killeen, Texas / Shoemaker / Tyler Junior College
73	Aiden Pastoriza	OL	6-7	280	Fr.	Jackson, Mich. / Lumen Christi
74	Phillip Wilder	OL	6-5	315	Sr.*	Jonesboro, Ga. / Mt. Zion / Southeast Missouri State
75	John Williams	OL	6-5	320	RSr.	Bolingbrook, Ill. / Bolingbrook
77	Jonathan Harder	OL	6-4	330	RSo.	Delaware, Ohio / Olen tangy Berlin
78	Grant Edgington	OL	6-3	295	RFr.^	Madeira, Ohio / Madeira
79	Ethan Green	OL	6-7	318	RSo.	Fremont, Ohio / Fremont Ross
80	Elijah Jones	WR	5-11	195	Fr.	Norristown, Pa. / St. Joseph's Prep
81	Michael Mussari	WR	6-1	200	RFr.^	Kings Mills, Ohio / Kings
82	Michael McCalmont	TE	6-3	240	RSr.^	Mason, Ohio / Mason
83	Devyn Zahursky	TE	6-4	250	Fr.	Berea, Ohio / Midpark
84	Sterling Berkhalter	WR	6-3	200	Rlr.	Cincinnati, Ohio / Ga. Prep Academy / NC A&T
85	Lyviel Waters	TE	6-2	230	Fr.^	Cincinnati, Ohio / Winton Woods
87	Gavin Grover	TE	6-6	250	Fr.	Lewis Center, Ohio / Olen tangy
89	Ben Mehan	P	6-1	190	Fr.	Downingtown, Pa. / Downingtown West HS
90	Jalen Hunt	DT	6-4	308	RSr.*	Detroit, Mich. / Belleville / Michigan State
91	Drew Logan	DE	6-4	275	RSo.^	North Canton, Ohio / Hoover
92	Nick Herbst	DL	6-2	248	Rlr.^	Canandaigua, N.Y. / Canandaigua / SUNY Brockport
93	Harris Adams	DL	6-3	308	Rlr.	Dickson, Tenn. / Nashville Christian / Southeast Missouri State
93	Max Lemasters	K	5-6	175	RFr.	Cincinnati, Ohio / Elder
94	Keilan Smith	DT	6-3	330	RFr.^	Pickerington, Ohio / Pickerington Central
95	Lendric Barber	DL	6-3	305	Fr.	McDonough, Ga. / Ola
96	Nathan Nunn	DE	6-2	278	Fr.^	Medina, Ohio / Medina
96	Nathan Hawks	K	6-2	210	RSr.^	Enon, Ohio / Greenon / Wittenberg
97	Eric Phillips	DE	6-3	260	RSr.*	Cincinnati, Ohio / Colerain
98	Marquaze Parker	DL	6-4	265	Fr.	West Memphis, Ark. / West Memphis
99	Rob Jackson	DE	6-4	270	Rlr.	Philadelphia, Pa. / Archbishop Wood

\* - Using extra year of eligibility from COVID-19 pandemic; ^ - Walk-On

# CINCINNATI UNOFFICIAL TWO-DEEP DEPTH CHART

## OFFENSE

<b>LT</b>	<b>75</b>	<b>John Williams</b>	<b>6-5</b>	<b>320</b>	<b>R-Sr.</b>
	66	Xavier Lozowicki	6-5	305	So.
<b>LG</b>	<b>54</b>	<b>Dartanyan Tinsley</b>	<b>6-4</b>	<b>320</b>	<b>R-Sr.*</b>
	77	Jonathan Harder	6-4	330	R-So.
<b>C</b>	<b>53</b>	<b>Gavin Gerhardt</b>	<b>6-4</b>	<b>307</b>	<b>R-Sr.</b>
	50	Evan Tengesdahl	6-4	315	R-Fr.
<b>RG</b>	<b>67</b>	<b>Luke Kandra</b>	<b>6-4</b>	<b>323</b>	<b>R-Sr.</b>
	56	Deondre Buford	6-4	318	R-Jr.
<b>RT</b>	<b>74</b>	<b>Phillip Wilder</b>	<b>6-5</b>	<b>315</b>	<b>Sr.*</b>
	79	Ethan Green	6-7	318	R-So.
<b>TE</b>	<b>11</b>	<b>Joe Royer</b>	<b>6-5</b>	<b>255</b>	<b>R-Jr.</b>
	44	Francis Sherman	6-3	240	Sr.*
	17	Joey Beljan	6-3	235	R-Sr.**
<b>OR</b>	<b>87</b>	<b>Gavin Grover</b>	<b>6-6</b>	<b>250</b>	<b>Fr.</b>
	83	Devyn Zahursky	6-4	250	Fr.
<b>WR</b>	<b>10</b>	<b>Jamoi Mayes</b>	<b>5-11</b>	<b>200</b>	<b>R-Sr.</b>
<b>OR</b>	<b>0</b>	<b>Tony Johnson</b>	<b>5-10</b>	<b>187</b>	<b>R-Jr.</b>
<b>WR</b>	<b>4</b>	<b>Tyrin Smith</b>	<b>5-7</b>	<b>165</b>	<b>R-Sr.*</b>
<b>OR</b>	<b>9</b>	<b>Aaron Turner</b>	<b>5-8</b>	<b>185</b>	<b>Sr.</b>
	14	Barry Jackson Jr.	5-11	193	R-Fr.
<b>WR</b>	<b>8</b>	<b>Xzavier Henderson</b>	<b>6-3</b>	<b>200</b>	<b>Sr.*</b>
	84	Sterling Berkhalter	6-3	200	R-Jr.
	3	Evan Prater	6-4	202	R-Sr.
<b>QB</b>	<b>2</b>	<b>Brendan Sorsby</b>	<b>6-3</b>	<b>228</b>	<b>R-So.</b>
	16	Brady Lichtenberg	6-1	200	R-Jr.
	5	Samaj Jones	6-0	215	Fr.
<b>RB</b>	<b>21</b>	<b>Corey Kiner</b>	<b>5-9</b>	<b>210</b>	<b>Sr.</b>
	7	Chance Williams	5-8	190	Jr.
<b>OR</b>	<b>29</b>	<b>Manny Covey</b>	<b>5-10</b>	<b>190</b>	<b>R-Fr.</b>
<b>OR</b>	<b>6</b>	<b>Evan Pryor</b>	<b>5-10</b>	<b>198</b>	<b>R-Jr.</b>

## DEFENSE

<b>DE</b>	<b>99</b>	<b>Rob Jackson</b>	<b>6-4</b>	<b>270</b>	<b>R-Jr.</b>
<b>OR</b>	<b>24</b>	<b>Darian Varner</b>	<b>6-3</b>	<b>265</b>	<b>R-Sr.</b>
	91	Drew Logan	6-4	275	R-So.
<b>NT</b>	<b>2</b>	<b>Dontay Corleone</b>	<b>6-1</b>	<b>320</b>	<b>R-Jr.</b>
<b>OR</b>	<b>40</b>	<b>Kamari Burns</b>	<b>6-4</b>	<b>285</b>	<b>R-Fr.</b>
<b>OR</b>	<b>26</b>	<b>Cam Roetherford</b>	<b>6-2</b>	<b>280</b>	<b>R-So.</b>
	93	Harris Adams	6-3	308	R-Jr.
<b>DE</b>	<b>97</b>	<b>Eric Phillips</b>	<b>6-3</b>	<b>260</b>	<b>R-Sr.*</b>
	15	Kameron Wilson	6-2	250	R-Jr.
	98	Marquaze Parker	6-4	265	Fr.
<b>WILL</b>	<b>49</b>	<b>Jack Dingle</b>	<b>6-4</b>	<b>240</b>	<b>R-Jr.</b>
	31	Simeon Coleman	6-0	230	Fr.
<b>MIKE</b>	<b>7</b>	<b>Jared Bartlett</b>	<b>6-2</b>	<b>237</b>	<b>R-Sr.*</b>
	17	Brian Simms II	6-3	228	R-Fr.
<b>SAM</b>	<b>11</b>	<b>Jake Golday</b>	<b>6-4</b>	<b>235</b>	<b>R-Jr.</b>
<b>OR</b>	<b>22</b>	<b>Jonathan Thompson</b>	<b>6-2</b>	<b>230</b>	<b>R-So.</b>
<b>STAR</b>	<b>20</b>	<b>Mehki Miller</b>	<b>6-1</b>	<b>200</b>	<b>R-Sr.*</b>
<b>OR</b>	<b>9</b>	<b>Jiquan Sanks</b>	<b>5-11</b>	<b>195</b>	<b>Fr.</b>
<b>OR</b>	<b>46</b>	<b>Antwan Peek Jr.</b>	<b>6-2</b>	<b>208</b>	<b>R-So.</b>
<b>BCB</b>	<b>1</b>	<b>Jordan Young</b>	<b>6-0</b>	<b>197</b>	<b>R-Jr.</b>
	16	Jordan Robinson	6-4	210	Jr.
<b>FS</b>	<b>0</b>	<b>Josh Minkins Jr.</b>	<b>6-2</b>	<b>200</b>	<b>R-Sr.</b>
	3	Kye Stokes	6-1	192	R-So.
<b>SS</b>	<b>10</b>	<b>Derrick Canteen</b>	<b>5-11</b>	<b>197</b>	<b>R-Sr.*</b>
	13	Logan Wilson	5-10	180	R-Sr.*
<b>FCB</b>	<b>21</b>	<b>Kalen Carroll</b>	<b>6-0</b>	<b>182</b>	<b>R-So.</b>
<b>OR</b>	<b>8</b>	<b>Ormanie Arnold</b>	<b>5-9</b>	<b>178</b>	<b>R-So.</b>

## SPECIAL TEAMS

<b>LS</b>	<b>43</b>	<b>Jayden Perry</b>	<b>6-3</b>	<b>240</b>	<b>R-Sr.*</b>
	48	Weston Simmons	5-11	225	R-Fr.
<b>H</b>	<b>31</b>	<b>Mason Fletcher</b>	<b>6-7</b>	<b>215</b>	<b>Sr.</b>
	30	Max Fletcher	6-4	195	Jr.
<b>K</b>	<b>33</b>	<b>Carter Brown</b>	<b>6-0</b>	<b>198</b>	<b>Jr.</b>
	96	Nathan Hawks	6-2	210	R-Sr.
<b>KO</b>	<b>96</b>	<b>Nathan Hawks</b>	<b>6-2</b>	<b>210</b>	<b>R-Sr.</b>
<b>P</b>	<b>31</b>	<b>Mason Fletcher</b>	<b>6-7</b>	<b>215</b>	<b>Sr.</b>
	30	Max Fletcher	6-4	195	Jr.
<b>PR</b>	<b>81</b>	<b>Michael Mussari</b>	<b>6-1</b>	<b>200</b>	<b>R-Fr.</b>
<b>OR</b>	<b>13</b>	<b>Logan Wilson</b>	<b>5-10</b>	<b>180</b>	<b>R-Sr.*</b>
<b>OR</b>	<b>4</b>	<b>Tyrin Smith</b>	<b>5-7</b>	<b>165</b>	<b>R-Sr.*</b>
<b>KR</b>	<b>13</b>	<b>Logan Wilson</b>	<b>5-10</b>	<b>180</b>	<b>R-Sr.*</b>
<b>OR</b>	<b>5</b>	<b>DJ Taylor</b>	<b>5-10</b>	<b>198</b>	<b>R-Sr.</b>
<b>OR</b>	<b>29</b>	<b>Manny Covey</b>	<b>5-10</b>	<b>190</b>	<b>R-Fr.</b>

\* - Using NCAA's extra year of eligibility

## PRONUNCIATION GUIDE

Dakarai Anderson.....dah-CAR-ee  
 Ormanie Arnold.....or-MON-ee  
 Joey Beljan.....BELL-Jan  
 Ben Blevins.....BLEH-vins  
 Deondre Buford.....Dee-ON-Dray  
 Kamari Burns.....kah-MAR-ee  
 Jakorion Caffey.....ja-CORE-ee-on  
 Dontay Corleone.....Core-Lee-OWN (like the Godfather)  
 Kalen Carroll.....KAY-Len  
 Gavin Gerhardt.....GAIR-Hardt  
 Trevon Gola-Callard.....TRAY-von goal-ah-call-ARD  
 Xzavier Henderson.....Ex-ZAVE-Your  
 Luke Kandra.....CAN-Druh  
 Corey Kiner.....KYE-Ner  
 Brady Lichtenberg.....LICK-Ten-Burg  
 Xavier Lozowicki.....LAHZ-ah-wick-ee

Jamoi Mayes.....juh-MOY  
 Michael Mussari.....muss-AIR-ee  
 Marquaze Parker.....mar-QUEZ  
 Keilan Smith.....Key-Lan  
 Brendan Sorsby.....SOARZ-bee  
 Evan Tengesdahl.....TANG-Gess-Da-Hall  
 Dartanyan Tinsley.....Dar-TAN-Yan TINS-Lee  
 Tyson Veidt.....VITE (Rhymes with bite)  
 Kerry Coombs.....Pronounced like Combs  
 Nate Fuqua.....FEW-quay

# HEAD COACH SCOTT SATTERFIELD | SECOND SEASON

## 2018 SUN BELT AND 2019 ACC COACH OF THE YEAR

Cincinnati head coach Scott Satterfield heads into his second season at the helm of the Bearcats, primed to elevate the program following the inaugural season in the Big 12 in 2023.

Hired by Cincinnati Director of Athletics John Cunningham on Dec. 5, 2022 as the 43rd head football coach at Cincinnati, Satterfield has compiled a 79-57 record (.581) in 11 years as a head coach with the Bearcats, Louisville Cardinals and Appalachian State Mountaineers.

He has earned a winning mark in seven seasons in addition to a 4-1 record in bowl games. He led the Mountaineers to three straight conference titles and four bowl appearances from 2013 to 2018 before taking over the Cardinals in 2019.

Satterfield steered the Bearcats' transition from the American Athletic Conference to the Big 12 in his first season at UC in 2023. Cincinnati's offense had 11 brand new starters for the 2023 season opener, returned only one scholarship wide receiver and featured 23 college transfers. Despite all of the turnover, the Bearcats still finished fifth in the country in rushing (217.1 ypg) and 33rd in total offense (426.1), and running back Corey Kiner authored just the 20th 1,000-yard rushing season in school history.

Right guard Luke Kandra collected All-America honors from the Associated Press and Walter Camp, while six other Bearcats grabbed all-conference honors.

In Satterfield's 11 seasons as an FBS head coach at Appalachian State, Louisville and Cincinnati, his teams have rushed for an average of 200 yards per game and finished among the nation's Top 30 rushing teams every season.

Additionally, Satterfield's offenses have been among the nation's most balanced, averaging both 200 yards passing and rushing every year since 2019.

Prior to coming to UC, Satterfield led Louisville to three bowls in four seasons. He lifted the Cardinals up from a 2-10 campaign in 2018 to an 8-5 record in his first season in 2019.

While at Louisville, he compiled a 25-24 record and saw 32 players collect All-ACC honors. Six Cardinals were selected in the NFL Draft during Satterfield's tenure as well.

In 2022, Satterfield led Louisville to a 7-5 mark and saw 13 players collect all-conference accolades. The Cardinals appeared in the College Football Playoff Rankings and beat two Top-25 teams. Louisville led the nation in total sacks (50), finished third in takeaways (30) and ranked 11th nationally and tops in the ACC in scoring defense (19.2).

The 2021 Louisville squad was led by a potent offense that averaged 31.6 points per game and ranked 21st nationally with 446.2 yards of total offense per game. Cunningham proved to be one of the country's top dual-threat quarterbacks, rushing for 1,031 yards and an ACC-leading 20 touchdowns while passing for 2,940 yards and another 19 scores.

Louisville was also explosive in 2020, leading the nation with nine plays of 60+ yards and six plays of more than 70 yards while ranking fifth in the ACC in total offense (444.2).

In 2019, Satterfield guided Louisville to the biggest turnaround in college football, increasing the Cardinals' win total by six and vaulting UofL to the Top 25 in total offense and rushing in his first year. Individually, Javian Hawkins broke the school record for rushing yards (1,525) by a running back, while wide receiver Tutu Atwell set the Louisville record for receiving yards (1,276) and tied the school mark with 12 TD catches.

Satterfield guided his alma mater to three consecutive Sun Belt Conference Championships and an impressive 51-24 record from 2013 to 2018. The Mountaineers held a 38-10 conference mark over six seasons, including a 34-6 record over five seasons in the Sun Belt.

Along the way, he became the first coach to lead a school from the FCS level to FBS and immediately earn three consecutive bowl wins. Satterfield directed Appalachian State to three straight conference titles and led the program to four straight bowl appearances.

In 2018, Satterfield led Appalachian State to a 10-2 record and an in-season ranking of No. 25 in the AP poll, capping the season with



a 30-19 victory over Louisiana to give the Mountaineers a win in the first-ever Sun Belt Conference Championship Game, securing a third-straight league title.

In 2017, during a 9-4 season that included a 7-1 run through the Sun Belt, the Mountaineers ranked among the Top 20 teams nationally in several categories, including No. 2 in fewest sacks allowed (eight).

The Mountaineers dominated both sides of the ball in 2016, finishing with a 7-1 league mark while allowing just 94 total points in eight Sun Belt games. App State led the league in scoring defense (17.0 ppg), total defense (326.0 ypg), rushing offense (245.6 ypg), turnover margin (+8) and time of possession (33:25).

The 2015 season saw the Mountaineers finish 11-2—the 11 wins marking the highest total ever by an FBS program in its first season of bowl eligibility. App State completed the transition from the FCS to FBS by ranking among the Sun Belt's top two in 19 statistical categories and defeating Ohio, 31-29, in its first-ever bowl game, the Camellia Bowl in Montgomery, Ala. The 2015 campaign came on the heels of a breakout season in 2014, when Satterfield led the Mountaineers to an impressive 7-5 record in their first full season in the FBS ranks.

Satterfield helped Appalachian State win three consecutive FCS national championships in 2005, 2006 and 2007 as the quarterbacks coach and primary play-caller.

Among his many highlights as an assistant in Boone, N.C., he mentored two-time Walter Payton Player of the Year and FCS All-American Armanti Edwards. He helped lead the Mountaineers to the historic 34-32 upset at No. 5 Michigan to open the 2007 season.

Overall, he won six conference championships as an assistant and two as a player.

Satterfield started 27 games at quarterback for Spp State. He collected first-team all-conference honors in 1995 after passing for 1,461 yards and rushing for 649 more to help lead the Mountaineers to the only undefeated, untied regular season (11-0) in school history and a 12-1 final record. He graduated with a degree in physical education in 1996.

He was an assistant coach at App State, beginning as the wide receivers coach in 1998. He moved to running backs from 1999 to 2002. From 2003 to 2008 he coached quarterbacks, including calling plays from 2004 to 2008 and serving as an integral part of the Mountaineers' transition from Power-I to spread offense in 2004.

After a one-year stint as the passing game coordinator and quarterbacks coach at Toledo in 2009 and a two-year tenure at FIU as the offensive coordinator and quarterbacks coach, Satterfield returned to coordinate the offense and coach QBs in 2012.

Satterfield and his wife, Beth, a former track and field athlete athlete at Appalachian State, have a daughter, Alli, and two sons, Bryce and Isaac.



**PERSONAL INFORMATION**  
**Born:** December 21, 1972  
**Hometown:** Durham, N.C.  
**Wife:** Beth  
**Children:** Alli, Bryce, Isaac  
**Education:** Appalachian State ('96, B.S.)  
**Year in Coaching:** 27th

### PLAYING CAREER

YEAR	TEAM
1991-95	Appalachian State (Quarterback)

### COACHING CAREER

YEAR	SCHOOL	POSITION
1998	Appalachian State	Wide Receivers
1999-02	Appalachian State	Running Backs
2003-08	Appalachian State	Quarterbacks
2009	Toledo	Passing Game/QBs
2010-11	FIU	OC/QBs
2012	Appalachian State	Asst. HC/OC/QBs
2013-18	Appalachian State	Head Coach
2019-22	Louisville	Head Coach
2023-	Cincinnati	Head Coach

### SATTERFIELD POSTSEASONS

YEAR	SCHOOL	BOWL
1998	Appalachian State	FCS Playoffs
1999	Appalachian State	FCS Playoffs
2000	Appalachian State	FCS Playoffs
2001	Appalachian State	FCS Playoffs
2002	Appalachian State	FCS Playoffs
2005	Appalachian State	FCS Nat'l Champs
2006	Appalachian State	FCS Nat'l Champs
2007	Appalachian State	FCS Nat'l Champs
2008	Appalachian State	FCS Playoffs
2010	FIU	Little Caesar's
2011	FIU	Beef O'Brady's
2012	Appalachian State	FCS Playoffs
2015	Appalachian State	Camellia
2016	Appalachian State	Camellia
2017	Appalachian State	Dollar General
2018	Appalachian State	New Orleans
2019	Louisville	Music City
2021	Louisville	First Responder
2022	Louisville	Fenway

### SATTERFIELD'S HEAD COACHING RECORD

YEAR	SCHOOL	OVERALL	CONFERENCE
2013	Appalachian State (FCS)	4-8	4-4 Southern (T4th)
2014	Appalachian State	7-5	6-2 Sun Belt (3rd)
2015	Appalachian State	11-2	7-1 Sun Belt (2nd)
2016	Appalachian State	10-3	7-1 Sun Belt (T1st)
2017	Appalachian State	9-4	7-1 Sun Belt (T1st)
2018	Appalachian State	10-2	7-1 Sun Belt (T1st, East)
2019	Louisville	8-5	5-3 ACC (2nd, Atlantic)
2020	Louisville	4-7	3-7 ACC (12th)
2021	Louisville	6-7	4-4 ACC (T4th, Atlantic)
2022	Louisville	7-5	4-4 ACC (T3rd, Atlantic)
2023	Cincinnati	3-9	1-8 Big 12
<b>TOTAL</b>	<b>11 SEASONS</b>	<b>79-57 (.581)</b>	<b>55-36 (.659)</b>

SATTERFIELD ALL-TIME RESULTS



**SCOTT SATTERFIELD**  
11 YEARS - 79-57 (.581)

**2023 (3-9, 1-8 BIG 12)**

Sept. 2	Eastern Kentucky	H	W	66-13
Sept. 9	Pittsburgh	A	W	27-21
Sept. 16	Miami (OH)	H	L	24-31 [OT]
Sept. 23	Oklahoma	H	L	6-20
Sept. 29	BYU	A	L	27-35
Oct. 14	Iowa State	H	L	10-30
Oct. 21	Baylor	H	L	29-32
Oct. 28	Oklahoma State	A	L	13-45
Nov. 4	UCF	H	L	26-28
Nov. 11	Houston	A	W	24-14
Nov. 18	West Virginia	A	L	21-42
Nov. 25	Kansas	H	L	16-49

**2022 (8-5\* OVERALL, 4-4 ACC)**

Sept. 3	Syracuse	A	L	7-31
Sept. 9	UCF	A	W	20-14
Sept. 16	Florida State	H	L	31-35
Sept. 24	South Florida	H	W	41-3
Oct. 1	Boston College	A	L	33-34
Oct. 8	Virginia	A	W	34-17
Oct. 22	Pittsburgh	H	W	24-10
Oct. 29	[10] Wake Forest	H	W	48-21
Nov. 5	James Madison	H	W	34-10
Nov. 12	[10] Clemson	A	L	16-31
Nov. 19	[24] NC State	H	W	25-10
Nov. 26	Kentucky	A	L	13-26
Dec. 17	Cincinnati^^	N	W	24-7

^^Overall record indicates team record; did not coach in the Wasabi Fenway Bowl

**2021 (6-7 OVERALL, 4-4 ACC)**

Sept. 6	Ole Miss	N	L	24-43
Sept. 11	Eastern Kentucky	H	W	30-3
Sept. 17	UCF	H	W	42-35
Sept. 25	Florida State	A	W	31-23
Oct. 2	[24] Wake Forest	A	L	34-37
Oct. 9	Virginia	H	L	33-34
Oct. 23	Boston College	H	W	28-14
Oct. 30	NC State	A	L	13-28
Nov. 6	Clemson	H	L	24-30
Nov. 13	Syracuse	H	W	41-3
Nov. 18	Duke	A	W	62-22
Nov. 27	Kentucky	H	L	21-52
Dec. 28	Air Force^	N	L	28-31

^ - ServPro First Responder Bowl, Dallas, Texas

**2020 (4-7 OVERALL, 3-7 ACC)**

Sept. 12	Western Kentucky	H	W	35-21
Sept. 19	[17] Miami (Fla.)	H	L	34-47
Sept. 26	[21] Pittsburgh	A	L	20-23
Oct. 9	Georgia Tech	A	L	27-46
Oct. 17	[4] Notre Dame	A	L	7-12
Oct. 24	Florida State	H	W	48-16
Oct. 31	Virginia Tech	H	L	35-42
Nov. 14	Virginia	A	L	17-31
Nov. 20	Syracuse	H	W	30-0
Nov. 28	Boston College	A	L	27-34
Dec. 12	Wake Forest	H	W	45-21

**2019 (8-5 OVERALL, 5-3 ACC)**

Sept. 2	[9] Notre Dame	H	L	17-35
Sept. 7	Eastern Kentucky	H	W	42-0
Sept. 14	Western Kentucky	N	W	38-21
Sept. 21	Florida State	A	L	24-35
Oct. 5	Boston College	H	W	41-39
Oct. 12	[19] Wake Forest	A	W	62-59
Oct. 19	[3] Clemson	H	L	10-45
Oct. 26	Virginia	H	W	28-21
Nov. 9	Miami	A	L	27-52
Nov. 16	NC State	A	W	34-20
Nov. 23	Syracuse	H	W	56-34
Nov. 30	Kentucky	A	L	13-45
Dec. 30	Mississippi State^	N	W	38-28

^ - Music City Bowl, Nashville, Tenn.

**2018 (11-2 OVERALL, 7-1 SUN BELT) • SUN BELT CHAMPS**

Sept. 1	[10] Penn State	A	L	38-45 [OT]
Sept. 8	Charlotte	A	W	45-9
Sept. 15	Southern Miss			Canceled
Sept. 22	Gardner-Webb	H	W	72-7
Sept. 29	South Alabama	H	W	52-7
Oct. 9	Arkansas State	A	W	35-9
Oct. 20	Louisiana	H	W	27-17
Oct. 25	Georgia Southern	A	L	14-34
Nov. 3	NAVY*	A	W	42-0
Nov. 10	Texas State	A	W	38-7
Nov. 17	Georgia State	H	W	45-17
Nov. 24	Troy	H	W	21-10
Dec. 1	Louisiana%	H	W	30-19
Dec. 15	Middle Tennessee^	N	W	45-13

^ - did not coach in the R+L Carriers New Orleans Bowl  
% - Sun Belt Championship Game

**2017 (9-4 OVERALL, 7-1 SUN BELT) • SUN BELT CHAMPS**

Sept. 2	[15] Georgia	A	L	10-31
Sept. 9	Savannah State	H	W	54-7
Sept. 16	Texas State	A	W	20-13
Sept. 23	Wake Forest	H	L	19-20
Oct. 7	New Mexico State	H	W	45-31
Oct. 14	Idaho	A	W	23-20
Oct. 21	Coastal Carolina	H	W	37-29
Oct. 28	Massachusetts	A	L	27-30 [2OT]
Nov. 4	Louisiana Monroe	A	L	45-52
Nov. 9	Georgia Southern	H	W	27-6
Nov. 25	Georgia State	A	W	31-10
Dec. 2	Louisiana	H	W	63-14
Dec. 23	vs. Toledo^	N	W	34-0

^ - Dollar General Bowl

**2016 (10-3 OVERALL, 7-1 SUN BELT) • SUN BELT CHAMPS**

Sept. 1	[9] Tennessee	A	L	13-20 [OT]
Sept. 10	Old Dominion	H	W	31-7
Sept. 17	[25] Miami (Fla.)	H	L	10-45
Sept. 24	Akron	A	W	45-38
Oct. 1	Georgia State	H	W	17-3
Oct. 12	Louisiana	A	W	24-0
Oct. 22	Idaho	H	W	37-19
Oct. 27	Georgia Southern	A	W	34-10
Nov. 5	Texas State	H	W	35-10
Nov. 12	Troy	A	L	24-28
Nov. 19	Louisiana Monroe	H	W	42-17
Nov. 26	New Mexico State	A	W	37-7
Dec. 17	Toledo^	N	W	31-28

^ - Raycom Media Camellia Bowl

**2015 (11-2 OVERALL, 7-1 SUN BELT)**

Sept. 5	Howard	H	W	49-0
Sept. 12	[12] Clemson	A	L	10-41
Sept. 26	Old Dominion	A	W	49-0
Oct. 3	Wyoming	W	W	31-13
Oct. 10	Georgia State	A	W	37-3
Oct. 17	Louisiana Monroe	A	W	59-14
Oct. 22	Georgia Southern	H	W	31-13
Oct. 31	Troy	H	W	44-41 [3OT]
Nov. 5	Arkansas State	H	L	27-40
Nov. 14	Idaho	A	W	47-20
Nov. 28	Louisiana	H	W	28-7
Dec. 5	South Alabama	A	W	34-27
Dec. 19	Ohio^	N	W	31-29

^ - Raycom Media Camellia Bowl

**2014 (7-5 OVERALL, 6-2 SUN BELT)**

Aug. 30	Michigan	A	L	14-52
Sept. 6	Campbell	H	W	66-0
Sept. 20	Southern Miss	A	L	20-21
Sept. 25	Georgia Southern	A	L	14-34
Oct. 4	South Alabama	H	L	21-47
Oct. 11	Liberty	H	L	48-55 [OT]
Oct. 18	Troy	A	W	53-14
Nov. 1	Georgia State	H	W	44-0
Nov. 8	Louisiana Monroe	H	W	31-29
Nov. 15	Arkansas State	A	W	37-32
Nov. 22	Louisiana	A	W	35-16
Nov. 29	Idaho	H	W	45-28

**2013 (4-8 OVERALL, 4-4 SOCON)**

Aug. 31	Montana	A	L	6-30
Sept. 7	North Carolina A&T	H	L	21-24
Sept. 21	Elon	A	W	31-21
Sept. 28	Charleston Southern	H	L	24-27
Oct. 5	The Citadel	A	L	28-31
Oct. 12	Samford	H	L	10-34
Oct. 19	Furman	A	L	10-27
Oct. 26	Georgia Southern	H	W	38-14
Nov. 2	Chattanooga	H	L	28-35
Nov. 9	Georgia	A	L	6-45
Nov. 16	Wofford	A	W	33-21
Nov. 23	Western Carolina	H	W	48-27

## ASSISTANT COACHES & SUPPORT STAFF



**TYSON VEIDT**  
DEFENSIVE COORDINATOR / LINEBACKERS  
FIRST SEASON • MUSKINGUM '96

- Served the previous eight years as associate head coach and linebackers coach at Iowa State.
- During that stretch, the Cyclones led the Big 12 in five defensive categories, including scoring and total defense.
- Boasted 45 All-Big 12 defenders under his watch at Iowa State.
- 2017 National Linebacker Coach of the Year by Football Scoop.
- Head coach at Bluffton from 2008-13, guiding Beavers to 40 school records after inheriting one-win team.
- He and his wife, Mandy, have a son, Teddy, and twin girls, Lamonica and Guiliana.



**NIC CARDWELL**  
ASSISTANT COACH / OFFENSIVE LINE  
SECOND SEASON • APPALACHIAN STATE '08

- UC's line paved the way for 217.1 rush yards per game (No. 5 nationally), led by Second-Team All-American Luke Kandra.
- Cardwell coached the offensive line at Louisville in 2022 after two seasons in the same role at Appalachian State. He also coached tight ends for the Mountaineers.
- Louisville ranked second in the ACC and No. 22 nationally in rushing offense (200.6). He developed two All-ACC honorees in 2022.
- App State's offensive line was one of 13 semifinalists for the Joe Moore Award in 2021, where the Mountaineers ranked 12th in sacks allowed.
- He and his wife, Kira, have three children: Kai, Blakely and Brewer.




**BRAD GLENN**  
OFFENSIVE COORDINATOR / WIDE RECEIVERS  
SECOND SEASON • CLEMSON '95

- Cincinnati ranked fifth in rushing in 2023 (217.1 ypg), with Corey Kiner surpassing 1,000 yards and Luke Kandra claimign Second-Team All-America honors.
- A 29-year veteran of the coaching ranks who spent the 2022 season as the passing game coordinator and quarterbacks coach at Virginia Tech following a very successful run as the offensive coordinator and quarterbacks coach at Georgia State from 2019 to 21.
- GSU averaged a school-record 33.3 ppg in 2020 and set school records for total yards (439.8 ypg) and rushing (241.6 ypg) in 2019.
- He and his wife, Anna, have a son, Hank, and daughters, Zoey and Landry.



**WALTER STEWART**  
ASSISTANT COACH / DEFENSIVE LINE  
THIRD SEASON • CINCINNATI '12

- Guided Jowon Briggs (seventh-round draft pick of Cleveland Browns) and Dontay Corleone to All-Big 12 honors in their first year in the league.
- Has coached three All-Americans over his career, including Corleone, who was PFF's top-rated defensive player in 2022.
- He has coached at UC, Temple, ECU, Florida A&M and Tennessee.
- He played for UC from 2008-12 as a defensive lineman. He was a team captain and second-team All-BIG EAST selection as a senior.
- He and his wife, Rebecca, have a daughter, Niya, and son, Nolan.



**KERRY COOMBS**  
SPECIAL TEAMS COORDINATOR / CORNERBACKS  
EIGHTH SEASON (THIRD IN A ROW) • DAYTON '83

- Helped UC to fourth-best pass defense in the Big 12 (225.8 ypg).
- Coombs rejoined the UC football staff in 2022 as the CB coach and special teams coordinator. He was on staff from 2007-11, too.
- Served as UC's interim head coach for the 2022 Wasabi Fenway Bowl.
- Coombs spent 2020 and 2021 as Ohio State's defensive coordinator, returning after coaching the Buckeyes for six seasons (2012-17), where he mentored five first-round picks.
- As the head coach at Colerain High School in Cincinnati, he went to 10 state playoffs and won a state title in 2004.
- He and his wife Holly have three children, Brayden, Cortney and Dylan.



**SEAN DAWKINS**  
ASSISTANT COACH / RUNNING BACKS  
FIRST SEASON • TROY '07

- Brings 15 years of running back coach experience to Cincinnati.
- Spent previous two years at Memphis, where he mentored First-Team All-AAC running back Blake Watson and Tigers were No. 14 nationally in total offense.
- Led Charlotte to No. 1 ranking in rush offense in 2019, where it also set a school record with 2,639 rush yards.
- Lone season at Austin Peay (2017) saw Governors finish 8-4 after a 1-44 stretch prior.
- Married to Suan Allen. He has two daughters, Kaaliyah Dawkins, and Hazel Highsmith.



**NATE FUQUA**  
CO-DEFENSIVE COORDINATOR / OLBs  
SECOND SEASON • WOFFORD '03

- Fuqua (pronounced FEW-quay) helped Daniel Grzesiak to Tropical Bowl All-Star Game appearance and free-agent deal with Buccaneers.
- Served as the DC and OLBs coach at Georgia State from 2017-22.
- He led some of the top defenses in GSU history, including a 2021 squad that set school records with 38 sacks and 92 TFLs.
- Coached for 12 seasons at his alma mater Wofford where he was a two-time All-American. He led the defense for three seasons, helping the Terriers to the FCS quarterfinals in 2016.
- He and his wife, Tiffany, have a daughter, Natalie Marie, and a son, Webb Kirkland.



**JOSH STEPP**  
ASSISTANT COACH / TIGHT ENDS  
SECOND SEASON • NEWBERRY '07

- Powered a group decimated by injuries in 2023 to have top two players combine for 35 catches and seven touchdowns.
- Stepp comes from Louisville, where he coached tight ends and served as the recruiting coordinator in 2022. He helped lead an offense that averaged more than 400 yards per game.
- Spent six seasons at Georgia State, where he coached tight ends and running backs before he was promoted to offensive coordinator and quarterbacks coach in 2022.
- He and his wife Caryn have four daughters: Rilee Hope, Emma Paisley, Hadley James and Blakely Ryanne.



**CORTNEY BRASWELL**  
ASSISTANT COACH / INSIDE LINEBACKERS  
SECOND SEASON • DALTON STATE '13

- Mentored first-year starters Jack Dingle and Jonathan Thompon to stellar seasons in 2023.
- Braswell spent the last two seasons coaching ILBs at Army following a year coaching outside linebackers at Appalachian State.
- Mentored Arik Smith, who posted 86 tackles and 10.5 tackles for loss, to earn the Defender of the Nation Award, which honors the top defensive player on a service academy in the nation.
- Served as a defensive quality control coach on Scott Satterfield's first Louisville team that improved by six wins in 2019.
- He is married to Jasmine. He has two sons, Cayden and Isaiah.



**PETE THOMAS**  
ASSISTANT COACH / QUARTERBACKS  
SECOND SEASON • NC STATE '14

- Guided Emory Jones to Big 12 Newcomer of the Week in Week 1, as well as 2,219 yards passing and 560 rushing.
- Thomas spent four seasons on at Louisville following two seasons at Appalachian State.
- Developed Malik Cunningham to become the sixth FBS player to pass for 9,000 yards and rush for 3,000 yards in a career. Cunningham became the second QB in school history to rush for 1,000 yards in what was Thomas' first year as quarterbacks coach.
- Threw for more than 9,000 yards and 36 touchdowns, completing 61.7 percent of his passes.
- He is married to Munday Thomas.

PLAYER PROFILES - OFFENSE



**17 // JOEY BELJAN**

TE / R-SR.\*\* / 6-3 / 235  
HOLLAND, N.J. / DELAWARE VALLEY / WESTERN KENTUCKY

- Missed 2023 season due to knee injury
- Played five seasons at WKU, where he was a walk-on from 2018-22 and totaled 10 touchdowns, 29 catches and 282 receiving yards for his career.
- 2021 nominee for the Burlsworth Trophy, awarded to the nation's most outstanding player who began his career as a walk-on.

**CAREER RECEIVING STATISTICS**

SEASON	GP	REC	YDS	TD	LONG	AVG/C
2019 (WKU)	4	0	0	0	0	0.0
2020 (WKU)	12	0	0	0	0	0.0
2021 (WKU)	14	14	91	6	32	6.5
2022 (WKU)	14	15	191	4	27	12.7
<b>TOTAL</b>	<b>44</b>	<b>29</b>	<b>282</b>	<b>10</b>	<b>32</b>	<b>9.7</b>



**84 // STERLING BERKHALTER**

WR / R-JR. / 6-3 / 200  
CINCINNATI, OHIO / GA. PREP ACADEMY / N.C. A&T

- Appeared in two games in 2023.
- Played in 15 games with 13 starts over the 2021-22 seasons at North Carolina A&T, where he had 35 catches for 476 yards and two touchdowns.
- Starred at Cincinnati's Princeton HS before attending Georgia Prep Academy in Snellville, Ga.

**CAREER RECEIVING STATISTICS**

SEASON	GP	REC	YDS	TD	LONG	AVG/C
2021 (A&T)	4	7	62	0	40	8.9
2022 (A&T)	11	28	414	2	42	14.8
2023	2	0	0	0	0	0.0
<b>TOTAL</b>	<b>17</b>	<b>35</b>	<b>476</b>	<b>2</b>	<b>42</b>	<b>13.6</b>



**53 // GAVIN GERHARDT**

OL / R-SR. / 6-4 / 300  
XENIA, OHIO / XENIA

- One of four team captains in 2023 and 2024.
- Catalyst behind UC ranking fifth nationally in rushing (217.1 ypg) and 33rd in total offense (426.1 ypg) in 2023.
- Third-highest rated center in Big 12 by PFF and sixth nationally for run-grade blocking (79.7)
- Has started all 25 games the past two years.



**8 // XZAVIER HENDERSON**

WR / SR.\* / 6-3 / 200  
MIAMI, FLA. / COLUMBUS / FLORIDA

- Career-year as the No. 1 receiver and primary kick returner in 2023.
- Three 100-yard receiving games (EKU, Miami (OH), WVU).
- Appeared in 35 games over the 2020-22 seasons at Florida, leading UF in his final year with 38 catches for 410 yards and two touchdowns.
- U.S. Army All-American Bowl participant in high school, and his brother, C.J. Henderson, was a 2020 NFL Draft first round pick and currently plays for Houston.

**CAREER RECEIVING STATISTICS**

SEASON	GP	REC	YDS	TD	LONG	AVG/C
2020 (UF)	10	9	148	1	43	16.4
2021 (UF)	13	26	277	2	35	10.7
2022 (UF)	11	38	410	2	78	10.8
2023	12	58	782	3	55	13.5
<b>TOTAL</b>	<b>46</b>	<b>131</b>	<b>1617</b>	<b>8</b>	<b>78</b>	<b>12.3</b>

**CAREER KICK RETURN STATISTICS**

SEASON	GP	ATT	YDS	TD	LONG	AVG/R
2020 (UF)	10	0	0	0	0	0
2021 (UF)	13	3	26	0	14	8.6
2022 (UF)	11	7	111	0	23	15.9
2023	12	12	212	0	37	17.7
<b>TOTAL</b>	<b>46</b>	<b>22</b>	<b>349</b>	<b>0</b>	<b>37</b>	<b>15.9</b>

**CAREER HIGHS** \*At Florida (2020-22)

**RECEPTIONS:** 12, vs. Miami (OH) 9/16/23  
**RECEIVING YARDS:** 149, vs. EKU 9/2/23  
**RECEIVING TOUCHDOWNS:** 2, vs. Baylor 10/21/23  
**LONG RECEPTION:** 78, vs. Georgia 10/29/22\*  
**LONG PUNT RETURN:** 48, vs. Missouri 10/8/22\*  
**LONG KICK RETURN:** 37, vs. Baylor 10/21/23



**0 // TONY JOHNSON**

WR / R-JR. / 5-10 / 187  
OCALA, FLA. / VANGUARD / FLORIDA ATLANTIC

- Spent 2021-23 seasons at Florida Atlantic, going from walk-on to starter.
- Tallied 60 catches for 669 yards and seven TDs over his 25 career games.
- 2023 Burlsworth Award nominee
- Started 12 games in 2023 and had his first 100-yard game against USF (131 yards).

**CAREER RECEIVING STATISTICS**

SEASON	GP	REC	YDS	TD	LONG	AVG/C
2021 (FAU)	1	0	0	0	0	0.0
2022 (FAU)	12	23	258	3	37	11.2
2023 (FAU)	12	37	411	4	72	11.1
<b>TOTAL</b>	<b>25</b>	<b>60</b>	<b>669</b>	<b>7</b>	<b>72</b>	<b>11.2</b>

**CAREER HIGHS** \*at FAU (2021-23)

**RECEPTIONS:** 8, at South Florida, 10/14/23  
**RECEIVING YARDS:** 131, at South Florida, 10/14/23  
**RECEIVING TOUCHDOWNS:** 2, vs. Monmouth, 9/2/23  
**LONG RECEPTION:** 72, vs. Monmouth 9/2/23

PLAYER PROFILES - OFFENSE



## 67 // LUKE KANDRA

OL / R-SR. / 6-4 / 320  
CINCINNATI, OHIO / ELDER / LOUISVILLE

**2024 WALTER CAMP AND PHIL STEELE PRESEASON ALL-AMERICAN**  
**2023 ALL-BIG 12 FIRST TEAM (AP)**  
**2023 WALTER CAMP ALL-AMERICA SECOND TEAM**  
**2023 ASSOCIATED PRESS ALL-AMERICA THIRD TEAM**

- One of four team captains for 2024.
- Ranked as the nation's third-best Power Five guard (81.8) according to PFF.
- Started all 12 games at right guard.
- His run blocking grade of 82.1 was the second-best among Power 5 guards.
- Led the Bearcats with 79 knockdowns and a 92% grade from the coaches, rating as UC's top offensive lineman in 10 of 12 games
- Led UC to fifth-best rushing attack nationally (217.1 ypg).
- Redshirted at Louisville in 2020 and played next two years, starting twice in 2022.
- Already graduated with his bachelor's degree in interdisciplinary studies and will earn his MBA in December.
- Kandra and his wife, Alex Smith, got married in August 2024.
- In June, he threw out the ceremonial first pitch at a Cincinnati Reds game alongside women's basketball star Jillian Hayes as part of the "Reigns and Reds" promotion to raise funds for Cincy Reigns, the official NIL Collective of Cincinnati Athletics.



## 21 // COREY KINER

RB / SR. / 5-9 / 210  
CINCINNATI, OHIO / ROGER BACON / LSU

- Boasted the 20th 1,000-yard rushing season in UC history last year.
- Had six 100-yard rushing performances in 2023 and has seven for his career.
- Ranked eighth in the Big 12 with 87.3 rushing yards per game.
- Earned valuable reps as a true freshman at LSU, totaling 79 carries for 324 yards-4.1 per carry - and two touchdowns in 2021.
- Named Mr. Football in Ohio in 2020 and was a four-star prospect in the 247 Sports Composite, ESPN and Rivals.

### CAREER RUSHING STATISTICS


SEASON	GP	ATT	YDS	TD	LONG	AVG/C
2021 (LSU)	11	79	320	2	26	29.1
2022	10	81	362	5	52	36.2
2023	12	192	1047	5	68	87.3
<b>TOTAL</b>	<b>33</b>	<b>352</b>	<b>1729</b>	<b>4.9</b>	<b>12</b>	<b>52.4</b>

### CAREER RECEIVING STATISTICS

SEASON	GP	REC	YDS	TD	LONG	AVG/C
2021 (LSU)	11	2	10	0	6	5.0
2022	10	2	2	0	1	1.0
2023	12	12	49	0	16	4.1
<b>TOTAL</b>	<b>33</b>	<b>16</b>	<b>61</b>	<b>0</b>	<b>16</b>	<b>3.8</b>

### CAREER HIGHS \*At LSU (2021)

- RUSH ATTEMPTS:** 23, at Houston 11/11/23
- RUSH YARDS:** 153, at Pittsburgh 9/9/23
- RUSH TOUCHDOWNS:** 2, at Houston 11/11/23
- LONG RUSH:** 68, at Pittsburgh 9/9/23
- RECEPTIONS:** 3, at BYU 9/29/23, vs. Oklahoma 9/23/23
- RECEIVING YARDS:** 37, vs. Oklahoma 9/23/23
- LONG RECEPTION:** 16, vs. Oklahoma 9/23/23



## 16 // BRADY LICHTENBERG

QB / R-JR. / 6-1 / 200  
TOLEDO, OHIO / ST. JOHN'S JESUIT

- Made first start against WVU, going 2-for-3 for 25 yards.
- Saw action in three series at Houston, completing 4 of 7 passes for 33 yards.
- Played two first-half series against UCF, completing 3 of 5 passes for 50 yards.
- Played quarterback for most of the fourth quarter at Oklahoma State, finishing 5 of 9 for 48 yards with a 21-yard touchdown to Aaron Turner.
- Saw action and scored his first two touchdowns vs. EKU on a four-yard rush and a 65-yard touchdown connection to Barry Jackson Jr.

### CAREER PASSING STATISTICS

SEASON	GP	COMP	ATT	PCT	YDS	TD	INT	LONG	AVG/P
2022	2	0	0	0	0	0	0	0	0
2023	7	19	34	55.9	252	2	1	65	13.3
<b>TOTAL</b>	<b>9</b>	<b>19</b>	<b>34</b>	<b>55.9</b>	<b>252</b>	<b>2</b>	<b>1</b>	<b>65</b>	<b>13.3</b>

### CAREER HIGHS

- PASSING ATTEMPTS:** 9, at Oklahoma State 10/28/23
- PASSING COMPLETIONS:** 5, at Oklahoma State 10/28/23
- PASSING YARDS:** 93, vs. EKU 9/2/23
- PASSING TOUCHDOWNS:** 1, vs. EKU 9/2/23, at Oklahoma State 10/28/23
- LONGEST PASS:** 65, vs. EKU 9/2/23



## 10 // JAMOI MAYES

WR / R-SR. / 5-11 / 205  
GRIFFIN, GA. / GRIFFIN / CHATTANOOGA

- Played at Chattanooga from 2020-23, which included COVID spring season.
- Named First-Team All-SoCon in 2023 after his breakout, 1,037-yard season.
- Helped Mocs to their deepest FCS playoff run since 2016.
- High school state champion in track.

### CAREER RECEIVING STATISTICS

SEASON	GP	REC	YDS	TD	LONG	AVG/C
2020 (CHAT)	4	9	165	1	42	18.3
2021 (CHAT)	10	15	250	0	41	16.7
2022 (CHAT)	10	37	511	3	34	13.8
2023 (CHAT)	13	62	1037	4	70	16.7
<b>TOTAL</b>	<b>37</b>	<b>123</b>	<b>1963</b>	<b>8</b>	<b>70</b>	<b>16.0</b>

### CAREER HIGHS \*At Chattanooga (2020-23)

- RECEPTIONS:** 9, at Mercer 10/14/23\*
- RECEIVING YARDS:** 121, vs. Mercer 10/22/22\*
- RECEIVING TOUCHDOWNS:** 2, vs. ETSU 10/21/23\*
- LONGEST RECEPTION:** 70, vs. Furman 11/4/23\*

## PLAYER PROFILES - OFFENSE

**3 // EVAN PRATER**

WR / R-SR. / 6-4 / 202  
CINCINNATI, OHIO / WYOMING

- Former QB who has appeared at wide receiver in 11 games, making first start at WVU where he had a career-long 22-yard catch.
- Caught a two-point conversion against Baylor and had two receptions at OSU.
- Transitioned to wide receiver in Spring 2023 after totaling 461 passing yards and 275 rushing yards with six total touchdowns in 17 games at quarterback from 2020-22.
- Named the 33rd Ohio Mr. Football in 2019. Prater is the fifth winner of Ohio's Mr. Football award to play for Cincinnati, including Corey Kiner (2020), Michael Warren II (2016), Ben Mauk (2002) and Akise Teague (2010).

**CAREER RECEIVING STATISTICS**

SEASON	GP	REC	YDS	TD	LONG	AVG/C
2023	10	12	114	0	22	9.5
<b>TOTAL</b>	<b>10 (27)*</b>	<b>12</b>	<b>114</b>	<b>0</b>	<b>22</b>	<b>9.5</b>


\*Has played in 27 career games - 17 at QB and 10 at WR.

**CAREER HIGHS**

**RECEPTIONS:** 3, vs. ECU 9/2/23

**RECEIVING YARDS:** 31, vs. ECU 9/2/23

**LONGEST RECEPTION:** 22, at West Virginia 11/18/23

**6 // EVAN PRYOR**

RB / R-JR. / 5-10 / 198  
CORNELIUS, N.C. / WILLIAM AMOS HOUGH / OHIO STATE

- Spent 2021-23 seasons at Ohio State, rushing for 147 yards on 40 carries with one touchdown.
- Missed all of 2022 due to injury.
- Nation's No. 2 all-purpose back in the Class of 2021 and topped out at 10.84 in the 100-meter as a track athlete.

**CAREER RUSHING STATISTICS**

SEASON	GP	ATT	YDS	TD	LONG	AVG/C
2021 (OSU)	4	21	98	1	16	24.5
2023 (OSU)	4	19	49	0	6	12.3
<b>TOTAL</b>	<b>8</b>	<b>40</b>	<b>147</b>	<b>1</b>	<b>16</b>	<b>18.4</b>


**CAREER HIGHS** \*At Ohio State (2021-23)

**RUSH ATTEMPTS:** 16, at Indiana 10/23/21\*

**RUSH YARDS:** 48, at Indiana 10/23/21\*

**RUSH TOUCHDOWNS:** 1, Akron 9/25/21\*

**LONG RUSH:** 16, at Indiana 10/23/21\*

**11 // JOE ROYER**

TE / R-JR. / 6-5 / 255  
CINCINNATI, OHIO / ELDER / OHIO STATE

- Has been an electric performer all offseason, including four TD catches in a long fall scrimmage.
- Appeared in 14 games and made four catches for Ohio State from 2021-23.
- Had a catch against Georgia in the 2022 CFP Semifinal.
- Consensus four-star prospect out of Cincinnati's Elder High School.

**CAREER RECEIVING STATISTICS**

SEASON	GP	REC	YDS	TD	LONG	AVG/C
2021	1	1	9	0	9	9.0
2022	5	2	10	0	9	5.0
2023	4	1	5	0	5	5.0
<b>TOTAL</b>	<b>10</b>	<b>4</b>	<b>24</b>	<b>0</b>	<b>9</b>	<b>6.0</b>

**CAREER HIGHS**

**RECEPTIONS:**

**RECEIVING YARDS:**

**LONGEST RECEPTION:**

**44 // FRANCIS SHERMAN**

TE / SR. / 6-3 / 240  
BAY VILLAGE, OHIO / BAY / ARKANSAS

- Had one catch for Arkansas in 2023; played for Louisville and Scott Satterfield from 2020-22.
- Appeared in 30 games for the Cardinals and had a touchdown.
- Played tight end and defensive end in high school.

**CAREER RECEIVING STATISTICS**

SEASON	GP	REC	YDS	TD	LONG	AVG/C
2020 (UL)	7	3	19	1		
2021 (UL)	1	1	9	0	9	9.0
2022 (UL)	5	2	10	0	9	5.0
2023 (ARK)	4	1	5	0	5	5.0
<b>TOTAL</b>	<b>10</b>	<b>4</b>	<b>24</b>	<b>0</b>	<b>9</b>	<b>6.0</b>

**CAREER HIGHS**

**RECEPTIONS:** 4, at Pittsburgh 9/9/23

**RECEIVING YARDS:** 32, vs. Miami (OH) 9/16/23

**RECEIVING TOUCHDOWNS:** 1, Wake Forest, 11/20/20

**LONGEST RECEPTION:** 13, at Boston College 10/1/22

## PLAYER PROFILES - OFFENSE

**4 // TYRIN SMITH**

WR / R-SR. / 5-7 / 165

CIBOLO, TEXAS / CIBOLO STEELE / CISCO COLLEGE / UTEP

- Played only four games in 2023 before suffering an injury.
- Led UTEP in receptions (71), receiving yards (1,039) and touchdown catches (seven) in 2022, collecting honorable mention Conference USA accolades.
- Had four 100-yard games that season and another in 2021.
- Played the 2020 season at Cisco College in Texas.

**CAREER RECEIVING STATISTICS**

SEASON	GP	REC	YDS	TD	LONG	AVG/C
2021 (UTEP)	13	33	570	4	55	17.9
2022 (UTEP)	12	71	1039	7	76	14.6
2023 (UTEP)	4	19	191	1	24	10.1
<b>TOTAL</b>	<b>29</b>	<b>123</b>	<b>1800</b>	<b>12</b>	<b>76</b>	<b>14.6</b>

**CAREER HIGHS** \*At UTEP (2021-23)**RECEPTIONS:** 10, vs. Middle Tennessee, 10/29/22**RECEIVING YARDS:** 183, at New Mexico, 9/17/22**RECEIVING TOUCHDOWNS:** 2, at Charlotte, 10/1/22**LONGEST RECEPTION:** 76, at New Mexico, 9/17/22**2 // BRENDAN SORSBY**

QB / R-SO. / 6-3 / 228

DENTON, TEXAS / LAKE DALLAS / INDIANA

- Named the starting quarterback at the end of fall camp.
- Made seven starts at Indiana in 2023, appearing as a backup in three other contests.
- First-career start came against Ohio State on Sept. 2, 2023.
- Only IU quarterback since at least 1996 with multiple 60-yard touchdown passes in a single game.
- Career-high 289 passing yards and three TDs at Illinois...Also ran for 53 yards and two scores against the Fighting Illini.
- Threw a 90-yard touchdown at Penn State.
- Had 269 yards and three TDs against the Nittany Lions; also had three TD tosses at Purdue.

**CAREER PASSING STATISTICS**

SEASON	GP	COMP	ATT	PCT	YDS	TD	INT	LONG	AVG/P
2022	1	3	6	50.0	8	0	1	9	2.7
2023	10	135	237	57.0	1587	15	5	90	11.8
<b>TOTAL</b>	<b>11</b>	<b>138</b>	<b>243</b>	<b>56.8</b>	<b>1595</b>	<b>15</b>	<b>6</b>	<b>90</b>	<b>6.6</b>

**CAREER HIGHS** \*At Indiana (2022-23)**PASSING ATTEMPTS:** 34, vs. Michigan State, 11/18/23\***PASSING COMPLETIONS:** 289, at Illinois 11/11/23\***PASSING YARDS:** 289, at Illinois 11/11/23\***PASSING TOUCHDOWNS:** 3, 3x, at Penn State, at Illinois, at Purdue\***LONGEST PASS:** 90, at Penn State, 10/28/23\***54 // DARTANYAN TINSLEY**

OL / R-SR.\* / 6-4 / 320

OWENSBORO, KY. / OWENSBORO / KENTUCKY CHRISTIAN

- Started all 12 games at left guard, combining with All-American Luke Kandra to help UC to the fifth-best run game in the country (217.1 ypg).
- NFL prospect who has the biggest hands on the team.
- Appeared in 10 games as a backup on the offensive line and a special teams contributor in 2022.
- Transferred to Cincinnati after he collected First Team All-National Christian College Athletic Association (NCCAA) honors in 2020-21 and First Team All-Mid-South Conference Appalachian Division accolades in back-to-back seasons for Kentucky Christian.

**4 // AARON TURNER**

WR / SR. / 5-8 / 185

ELLCOTT, MD. / GONZAGA COLLEGE / UCONN

- Saw action at wide receiver and as a designated runner, particularly on jet sweeps, in all 12 games.
- Recorded six tackles as a special-teamer.
- UConn's leading receiver in 2021 and 2022.

**CAREER RECEIVING STATISTICS**

SEASON	GP	REC	YDS	TD	LONG	AVG/C
2021 (CONN)	12	33	232	0	50	7.0
2022 (CONN)	13	57	527	3	56	9.2
2023 (CONN)	12	11	89	2	21	8.1
<b>TOTAL</b>	<b>37</b>	<b>101</b>	<b>848</b>	<b>5</b>	<b>56</b>	<b>8.4</b>

**CAREER HIGHS** \*At UConn (2021-22)**RECEPTIONS:** 10, vs. Liberty 11/12/22\***RECEIVING YARDS:** 71, vs. Syracuse 9/10/22\***RECEIVING TOUCHDOWNS:** 1, five times**LONGEST RECEPTION:** 56, vs. Syracuse, 9/10/22\***74 // PHILIP WILDER**

OL / SR.\* / 6-5 / 315

JONESBORO, GA. / MT. ZION / SOUTHEAST MISSOURI STATE

- Appeared in seven games as a backup offensive tackle in 2023.
- Played in 18 games over the 2020-22 seasons at SE Missouri State, including helping the team to an OVC title share in 2022.

PLAYER PROFILES - OFFENSE/DEFENSE



## 7 // CHANCE WILLIAMS

RB / JR. / 5-8 / 190  
BATON ROUGE, LA. / SCOTLANDVILLE / GRAMBLING STATE

- Played 2022-23 seasons at Grambling State, which included a Second-Team All-SWAC campaign in 2023.
- Had 15 catches for 135 yards to complement an 878-yard, six-touchdown rushing season.
- Posted 106 yards on only seven carries at LSU.

**CAREER RUSHING STATISTICS**

SEASON	GP	ATT	YDS	TD	LONG	AVG/R
2022 (GSU)	11	57	223	2	22	3.9
2023 (GSU)	11	148	878	6	61	5.9
<b>TOTAL</b>	<b>22</b>	<b>205</b>	<b>1101</b>	<b>8</b>	<b>61</b>	<b>5.4</b>

**CAREER HIGHS** \*At Grambling State (2022-23)

**RUSH ATTEMPTS:** 19, 2x, last vs. Southern, 11/25/23\*

**RUSH YARDS:** 174 vs. Texas Southern, 9/23/23\*

**RUSH TOUCHDOWNS:** 2, vs. Bethune-Cookman, 10/28/23\*

**LONG RUSH:** 61 vs. Bethune-Cookman, 10/28/23\*



## 75 // JOHN WILLIAMS

OL / R-SR. / 6-5 / 320  
BOLINGBROOK, ILL. / BOLINGBROOK HS

- Aerospace engineering major.
- Started all 12 games at left tackle in 2023.
- Appeared in all 12 games in 2022 and started the first three of the 2021 CFP year.
- One of six players to earn Iron Bearcat honors for 2024 winter workout performance.



## 7 // JARED BARTLETT

LB / R- SR.\* / 6-2 / 237  
MIAMI, FLA. / COLLINS HILL (GA.) / WEST VIRGINIA

- Played in 50 games at West Virginia, totaling 134 tackles and 21.0 tackles for loss.
- 2022 and 2023 Iron Mountaineer Award winner, presented to the most outstanding performers in WVU's offseason strength and conditioning program.
- Earned Bronko Nagurski National Defensive Player of the Week honors in 2021 after a three-sack performance vs. Virginia Tech.
- Brother of former Pittsburgh Steelers defensive lineman Stephon Tuitt.

**CAREER DEFENSE STATISTICS**

SEASON	GP	SOLO	ASST	TOTAL	TFL	SACKS	INT	PD	FF	FR
2019	4	5	4	9	0	0	0	0	0	0
2020	10	11	8	19	5.5	3.5	0	1	1	0
2021	13	15	16	31	6.0	3.5	0	0	1	0
2022	10	15	11	26	3.5	2.5	0	0	0	0
2023	13	27	22	49	6.0	4.5	0	1	0	1
<b>TOTAL</b>	<b>50</b>	<b>73</b>	<b>61</b>	<b>134</b>	<b>21.0</b>	<b>14.0</b>	<b>0</b>	<b>2</b>	<b>2</b>	<b>1</b>

**CAREER HIGHS** \*At West Virginia (2019-23)

**TACKLES:** 7 at Houston, 10/12/23

**TACKLES FOR LOSS:** 3, vs. Virginia Tech, 9/18/21

**SACKS:** 3, vs. Virginia Tech, 9/18/21



## 40 // KAMARI BURNS

DE / R-FR. / 6-4 / 285  
COLUMBUS, OHIO / LINCOLN

- Should see significant action on the defensive line.
- Made collegiate debut against Oklahoma State; earned redshirt in 2023.
- Top-75 defensive line prospect in his class.



## 10 // DERRICK CANTEEN

S / R-SR.\* / 5-11 / 197  
EVANS, GA. / EVANS / GEORGIA SOUTHERN / VIRGINIA TECH

- Voted one of four team captains for the 2024 season.
- Made three starts in 2023 at Virginia Tech; helping VT rank among in top-20 nationally in three defensive categories.
- Earned All-Sun Belt honors in 2020 and 2022 at Georgia Southern and was a 2020 Freshman All-American for the Eagles.
- Made 25 starts at GSU with 117 tackles, 21 PBU's and seven INT's there.

**CAREER DEFENSE STATISTICS**

SEASON	GP	SOLO	ASST	TOTAL	TFL	SACKS	INT	PD	FF	FR
2019 (GSU)	3	0	0	0	0	0	0	0	0	0
2020 (GSU)	13	34	14	48	0.5	0	6	16	1	1
2021 (GSU)	2	3	2	5	0	0	0	0	0	0
2022 (GSU)	11	39	25	64	2	1	1	12	0	0
2023 (VT)	13	23	20	43	2	0	1	6	1	0
<b>TOTAL</b>	<b>42</b>	<b>99</b>	<b>61</b>	<b>160</b>	<b>4.5</b>	<b>1</b>	<b>2</b>	<b>34</b>	<b>2</b>	<b>1</b>

**CAREER HIGHS** \*At Georgia Southern (2019-22) or Virginia Tech (2023)

**TACKLES:** 12, vs. James Madison, 10/15/22\*

**SACKS:** 1, four times, last vs. Oklahoma 9/23/23

**INTERCEPTIONS:** 2 vs. Troy, 11/7/20\*



## 10 // KALEN CARROLL

CB / R-SO. / 6-0 / 182  
INDIANAPOLIS, IND. / CENTER GROVE

- Started final four games at cornerback in 2023.
- First-career start came in 2023 against UCF; tallied two tackles and two PBU's.
- Also had two stops and two PBU's in the road win at Houston.
- Redshirted in 2022.

**CAREER DEFENSE STATISTICS**

SEASON	GP	SOLO	ASST	TOTAL	TFL	SACKS	INT	PD	FF	FR
2023	8	7	5	12	0	0	0	5	0	0
<b>TOTAL</b>	<b>8</b>	<b>7</b>	<b>5</b>	<b>12</b>	<b>0</b>	<b>0</b>	<b>0</b>	<b>5</b>	<b>0</b>	<b>0</b>

**CAREER HIGHS**

**TACKLES:** 4, vs. Kansas 11/25/23

**PASS BREAKUPS:** 2, vs. UCF (11/4/23) and at Houston (11/11/23)

PLAYER PROFILES - DEFENSE



## 2 // DONTAY CORLEONE

DT / R-JR. / 6-1 / 320  
CINCINNATI, OHIO / COLERAIN

2023 ALL-BIG 12 SECOND TEAM, AP FIRST TEAM ALL-AMERICAN  
2022 ALL-AAC FIRST TEAM, AP THIRD TEAM ALL-AMERICAN

- Named to Bruce Feldman's "Freaks List" for the second straight season.
- One of four 2024 team captains, started all 12 games at NT last season.
- Given the nickname "The Godfather" by fans when he committed to UC.
- Has his own pulled-pork-topper hamburger, "The Godfather", at Bucketheads in Cincinnati. Also has a "Godfather" pizza at Mio's right next to campus.
- No. 3-rated Big 12 interior defender (83.6).
- Finished as the nation's highest-graded defensive player by PFF (93.8) in 2022 and recorded a single-season run defense grade (94.7) that was best since 2019.

CAREER DEFENSE STATISTICS

SEASON	GP	SOLO	ASST	TOTAL	TFL	SACKS	INT	PD	FF	FR
2022	11	19	26	45	5.5	3	0	0	2	2
2023	12	22	17	39	6.5	3	0	1	1	0
<b>TOTAL</b>	<b>23</b>	<b>41</b>	<b>43</b>	<b>84</b>	<b>12.0</b>	<b>6</b>	<b>0</b>	<b>1</b>	<b>3</b>	<b>2</b>

CAREER HIGHS

TACKLES: 11, vs. Navy 11/5/22  
TACKLES FOR LOSS: 2, vs. Oklahoma 9/23/23  
SACKS: 1, six times, last at Houston 11/11/23



## 49 // JACK DINGLE

LB / R-SO. / 6-4 / 238  
LOUISVILLE, KY. / TRINITY

- Named to Bruce Feldman's "Freaks List".
- Third member of his family to play at Cincinnati — Father Nate was a standout defensive lineman from 1990-93, a captain as a senior in 1993, who played in the NFL, and brother, Jacob, played safety from 2019-22.
- Started 11 of 12 games at middle linebacker in 2023 and was an Iron Bearcat in Winter 2024 for his workout performance.
- Made four stops with a TFL and PBU vs. UCF despite playing with cast on his hand.
- Tallied seven stops with a fumble recovery at Oklahoma State.
- Backup linebacker and special teamer who played in 12 games and tallied 13 tackles with a half-TFL in 2022.

CAREER DEFENSE STATISTICS

SEASON	GP	SOLO	ASST	TOTAL	TFL	SACKS	INT	PD	FF	FR
2022	12	0	13	13	0.5	0	0	0	0	0
2023	12	28	25	53	5.0	1	0	1	0	2
<b>TOTAL</b>	<b>24</b>	<b>28</b>	<b>38</b>	<b>66</b>	<b>5.5</b>	<b>1</b>	<b>0</b>	<b>1</b>	<b>0</b>	<b>2</b>

CAREER HIGHS

TACKLES: 7, four times, last at Oklahoma State 10/28/23  
TACKLES FOR LOSS: 2, at Pittsburgh 9/9/23  
SACKS: 1, at Pittsburgh 9/9/23



## 11 // JAKE GOLDAY

LB / R-JR. / 6-4 / 240  
ARLINGTON, TENN. / ARLINGTON / CENTRAL ARKANSAS

- One of the fastest players on the team.
- Played 2021-23 seasons at Central Arkansas.
- Posted team-high 84 tackles in 2023 as well as 7.0 TFL and 4.5 sacks.

CAREER DEFENSE STATISTICS

SEASON	GP	SOLO	ASST	TOTAL	TFL	SACKS	INT	PD	FF	FR
2021 (UCA)	4	2	2	4	0	0	0	0	0	0
2022 (UCA)	11	20	17	37	5.5	1.0	0	0	1	0
2023 (UCA)	11	29	55	84	7.0	4.5	0	0	1	2
<b>TOTAL</b>	<b>26</b>	<b>51</b>	<b>74</b>	<b>125</b>	<b>12.5</b>	<b>5.5</b>	<b>0</b>	<b>0</b>	<b>2</b>	<b>2</b>

CAREER HIGHS \*At Central Arkansas (2021-23)

TACKLES: 14, at Austin Peay 11/18/23\*  
TACKLES FOR LOSS: 1.5, 4×  
SACKS: 1.5, vs. Stephen F. Austin, 10/14/23



## 20 // MEHKI MILLER

STAR / R-SR.\* / 6-1 / 200  
PARK FOREST, ILL. / RICH CENTRAL / MIAMI (OH) / NM STATE

- Appeared in 26 games for NM State over the 2022-23 seasons, including a 57-yard pick-six against WKU in 2023.
- Played the 2019-21 seasons at Miami (Ohio), where he was teammates with 2022 Cincinnati consensus All-American Ivan Pace.
- Top track performer in high school in the triple jump and relay teams.

CAREER DEFENSE STATISTICS

SEASON	GP	SOLO	ASST	TOTAL	TFL	SACKS	INT	PD	FF	FR
2019 (MIA)	1	0	1	1	0	0	0	1	0	0
2020 (MIA)	3	3	3	6	0	0	0	0	0	0
2021 (MIA)	9	5	1	6	1	0	0	0	0	0
2022 (NMSU)	12	21	7	28	1	1	0	5	0	0
2023 (NMSU)	14	35	25	60	1	0	2	6	0	0
<b>TOTAL</b>	<b>39</b>	<b>64</b>	<b>37</b>	<b>101</b>	<b>3</b>	<b>1</b>	<b>2</b>	<b>12</b>	<b>0</b>	<b>0</b>

CAREER HIGHS \*At Miami (Ohio) (2019-21) or New Mexico State (2022-23)

TACKLES: 9, 2×, last vs. Fresno State, 12/16/23\*

PLAYER PROFILES - DEFENSE



**0 // JOSH MINKINS JR.**

S / R-SR. / 6-2 / 200

LOUISVILLE, KY. / BALLARD / LOUISVILLE

- Played at Louisville from 2020-23, with the first three of those coming under Scott Satterfield.
- Career-best 55 tackles in 2022; first interception was as a sophomore in 2021.
- Father, Josh Minkins Sr., played at Louisville.

**CAREER DEFENSE STATISTICS**

SEASON	GP	SOLO	ASST	TOTAL	TFL	SACKS	INT	PD	FF	FR
2020 (LOU)	6	3	3	6	0	0	0	0	0	0
2021 (LOU)	10	8	9	17	0	0	1	1	0	0
2022 (LOU)	13	39	16	55	2	1	1	4	0	0
2023 (LOU)	11	18	3	21	0	0	0	0	0	0
<b>TOTAL</b>	<b>40</b>	<b>68</b>	<b>31</b>	<b>99</b>	<b>2</b>	<b>1</b>	<b>2</b>	<b>5</b>	<b>0</b>	<b>0</b>

**CAREER HIGHS** \*At Louisville (2020-23)

**TACKLES:** 7, vs. Georgia Tech, 9/1/23

**PASS BREAKUPS:** 2, at UCF, 9/9/22



**97 // ERIC PHILLIPS**

DE / R-SR.\* / 6-3 / 260

CINCINNATI, OHIO / COLERAIN

- Starting edge rusher for the second straight season in 2023 and the only sixth-year member of the program.
- Third-year starter at defensive end and only sixth-year player to spend all six seasons at UC.
- Totaled 14 tackles and two sacks and added 5.5 TFL's.
- Broke out in 2022 by starting the final 12 games (appearing in all 13) and totaling 38 tackles that included 8.0 TFLs and three sacks.

**CAREER DEFENSE STATISTICS**

SEASON	GP	SOLO	ASST	TOTAL	TFL	SACKS	INT	PD	FF	FR
2019	1	0	0	0	0	0	0	0	0	0
2020	5	0	5	5	0	0	0	0	0	0
2021	9	3	2	5	0	0	0	0	0	0
2022	13	16	22	38	8	3	0	4	1	1
2023	12	8	6	14	5.5	2	0	1	1	0
<b>TOTAL</b>	<b>40</b>	<b>27</b>	<b>35</b>	<b>62</b>	<b>13.5</b>	<b>5</b>	<b>0</b>	<b>5</b>	<b>2</b>	<b>1</b>

**CAREER HIGHS**

**TACKLES:** 7, twice, vs. Navy 11/5/22; vs UCF 11/04/23

**TACKLES FOR LOSS:** 2.5, vs. Indiana 9/24/22

**SACKS:** 1.5, vs. Indiana 9/24/22



**17 // BRIAN SIMMS III**

LB / R-FR. / 6-3 / 228

BALTIMORE, MD. / ST. FRANCES ACADEMY

- Appeared in two games as a true freshman; was a standout on the scout team.
- Consensus three-star recruit out of Maryland, with his high school ranking No. 1 in the state as a senior.

**CAREER DEFENSE STATISTICS**

SEASON	GP	SOLO	ASST	TOTAL	TFL	SACKS	INT	PD	FF	FR
2023	2	0	0	0	0	0	0	0	0	0
<b>TOTAL</b>	<b>2</b>	<b>0</b>	<b>0</b>	<b>0</b>	<b>0</b>	<b>0</b>	<b>0</b>	<b>0</b>	<b>0</b>	<b>0</b>

**CAREER HIGHS**

**TACKLES:**



**3 // KYE STOKES**

S / R-SO. / 6-1 / 192

TAMPA, FLA. / ARMWOOD / OHIO STATE

- One of six players to earn Iron Bearcat award for weight room performance in Winter 2024.
- Appeared in 11 games at Ohio State from 2022-23, including eight as a true freshman in 2022.

**CAREER DEFENSE STATISTICS**

SEASON	GP	SOLO	ASST	TOTAL	TFL	SACKS	INT	PD	FF	FR
2022 (OSU)	8	8	4	12	1	0	0	0	1	0
2023 (OSU)	3	0	0	0	0	0	0	0	0	0
<b>TOTAL</b>	<b>2</b>	<b>8</b>	<b>4</b>	<b>12</b>	<b>1</b>	<b>0</b>	<b>0</b>	<b>0</b>	<b>1</b>	<b>0</b>

**CAREER HIGHS**

**TACKLES:** 4, vs. Iowa, 10/22/22

PLAYER PROFILES - DEFENSE



**22 // JONATHAN THOMPSON**

LB / R-SO. / 6-2 / 230  
COLUMBUS, OHIO / ST. FRANCIS DE SALES

- Emerged as a starter in the midseason, collecting four overall while playing in all 12.
- First start came against Iowa State, finishing with eight tackles.
- Posted eight more stops against Baylor and had career-best nine with a pair of TFLs in finale versus Kansas.
- Redshirted in 2022; went to same high school as former head coach Luke Fickell.

**CAREER DEFENSE STATISTICS**

SEASON	GP	SOLO	ASST	TOTAL	TFL	SACKS	INT	PD	FF	FR
2023	12	20	11	31	4.0	0	0	0	0	0
<b>TOTAL</b>	<b>12</b>	<b>20</b>	<b>11</b>	<b>31</b>	<b>4.0</b>	<b>0</b>	<b>0</b>	<b>0</b>	<b>0</b>	<b>0</b>

**CAREER HIGHS**

**TACKLES:** 9 vs. Kansas, 11/25/23  
**TACKLES FOR LOSS:** 2 vs. Kansas, 11/25/23



**24 // DARIAN VARNER**

DE / R-SR. / 6-3 / 265  
NORFOLK, VA. / MAURY / TEMPLE / WISCONSIN

- Appeared in 11 games at Wisconsin under former UC head coach Luke Fickell.
- Was a 2022 First-Team All-AAC honoree at Temple, where he was also a team captain.
- Earned a single-digit number in 2022, a Temple tradition reserved for those who lead by example on and off the field.

**CAREER DEFENSE STATISTICS**

SEASON	GP	SOLO	ASST	TOTAL	TFL	SACKS	INT	PD	FF	FR
2020 (TEM)	1	0	0	0	0	0	0	0	0	0
2021 (TEM)	12	17	5	22	7.0	3.0	0	0	0	1
2022 (TEM)	10	25	10	35	12.5	7.5	0	0	1	0
2023 (WIS)	11	2	3	5	1.5	0	0	0	0	1
<b>TOTAL</b>	<b>34</b>	<b>44</b>	<b>18</b>	<b>62</b>	<b>21.0</b>	<b>10.5</b>	<b>0</b>	<b>0</b>	<b>1</b>	<b>2</b>

**CAREER HIGHS**

**TACKLES:** 6, at Navy 10/29/22  
**TACKLES FOR LOSS:** 3.5 vs. Tulsa, 10/21/22  
**SACKS:** 3.5 vs. Tulsa, 10/21/22



**15 // KAMERON WILSON**

DL / R-JR. / 6-2 / 250  
DECATUR, GA. / MOUNT ZION / LOUISVILLE

- Appeared in 29 games across four seasons at Louisville, the first three under Scott Satterfield.
- Received the ACC's Top Six for Community Service Award in 2023 after mentoring students monthly at Breckinridge-Franklin Elementary School while also being involved with other organizations.

**CAREER DEFENSE STATISTICS**

SEASON	GP	SOLO	ASST	TOTAL	TFL	SACKS	INT	PD	FF	FR
2020 (LOU)	6	0	0	0	0	0	0	0	0	0
2021 (LOU)	4	1	1	2	0	0	0	0	0	0
2022 (LOU)	7	4	1	5	0	0	0	1	1	0
2023 (LOU)	12	7	7	14	2.5	2	0	0	0	0
<b>TOTAL</b>	<b>29</b>	<b>12</b>	<b>9</b>	<b>21</b>	<b>2.5</b>	<b>2</b>	<b>0</b>	<b>1</b>	<b>1</b>	<b>0</b>

**CAREER HIGHS**

**TACKLES:** 4 vs. Notre Dame, 10/7/23  
**TACKLES FOR LOSS:** 1.0, vs. Kentucky, 11/25/23  
**SACKS:** 1.0, vs. Kentucky, 11/25/23



**13 // LOGAN WILSON**

DB / R-SR. / 5-10 / 180  
DALLAS, TEXAS / BISHOP DUNNE / K-STATE / ULM / NORTH TEXAS

- Two-year starter and team captain at North Texas, where he played from 2021-23.
- Totaled 112 tackles with three interceptions and 11 passes defended at UNT, earning Honorable Mention All-Conference USA honors in 2022.
- Appeared in two games at ULM in 2020 before opting out.
- Did not see game action and redshirted at K-State in 2019.

**CAREER DEFENSE STATISTICS**

SEASON	GP	SOLO	ASST	TOTAL	TFL	SACKS	INT	PD	FF	FR
2020 (ULM)	2	0	0	0	0	0	0	0	0	0
2021 (UNT)	DNP - Transfer Rules									
2022 (UNT)	14	31	19	50	0	0	2	7	1	1
2023 (UNT)	12	38	24	62	1	0	1	4	0	2
<b>TOTAL</b>	<b>28</b>	<b>69</b>	<b>43</b>	<b>112</b>	<b>1</b>	<b>0</b>	<b>3</b>	<b>11</b>	<b>1</b>	<b>3</b>

**CAREER HIGHS**

**TACKLES:** 9, 2x, last at FIU, 9/9/23  
**PASS BREAKUPS:** 2, 2x  
**INTERCEPTIONS:** 1, 3x

PLAYER PROFILES - DEFENSE/SPECIAL TEAMS



**1 // JORDAN YOUNG**

CB / R-SO. / 6-0 / 195  
TAMPA, FLA. / GAITHER / FLORIDA

- Started 11 and played all 12 games at cornerback in 2023.
- Recorded first-career interception at Oklahoma State.
- Spent 2021-22 seasons at Florida, tallying 10 tackles and a blocked kick in 2022.
- Made three appearances before redshirting in 2021.

**CAREER DEFENSE STATISTICS**

SEASON	GP	SOLO	ASST	TOTAL	TFL	SACKS	INT	PD	FF	FR
2021 (UF)	3	1	0	1	0	0	0	0	0	0
2022 (UF)	10	4	6	10	0	0	0	1	0	0
2023	12	22	12	34	1	0	1	7	0	0
<b>TOTAL</b>	<b>25</b>	<b>27</b>	<b>18</b>	<b>45</b>	<b>1</b>	<b>0</b>	<b>1</b>	<b>8</b>	<b>0</b>	<b>0</b>

**CAREER HIGHS**

**TACKLES:** 5, vs. Miami (OH) 9/16/23; at Houston 11/11/23  
**INTERCEPTIONS:** 1, at Oklahoma State 10/28/23



**33 // CARTER BROWN**

K / SO. / 6-0 / 205  
PEARLAND, TEXAS / DAWSON / ARIZONA STATE

- Connected on 15-of-19 field goals (78.9%) last season.
- Was a perfect 30-for-30 on PATs in 2023, the 11th time in school history that a kicker was perfect on extra-point attempts across an entire season.
- Nailed a 46-yard field goal and went 9-9 on PATs vs. ECU. The nine extra points made tied the second-most in a single game in program history.
- Made 11-of-14 field goal attempts, including a 5-of-7 from 40+, and connected on all 33 of his extra point attempts to finish with 61 points as a true freshman for Arizona State in 2022.
- Entered college as one of the nation's top kicking prospects, earning a three-star rating from 247Sports.

**CAREER FIELD GOAL STATISTICS**

SEASON	FG	PCT.	PAT	1-19	20-29	30-39	40-49	50+	LG	PTS
2022 (ASU)	11-14	78.6	33-33	0-0	3-4	3-3	4-6	1-1	53	66
2023	15-19	78.9	30-30	0-0	6-8	4-5	4-5	1-1	54	75
<b>TOTAL</b>	<b>26-33</b>	<b>78.8</b>	<b>63-63</b>	<b>0-0</b>	<b>9-12</b>	<b>7-8</b>	<b>8-11</b>	<b>2-2</b>	<b>54</b>	<b>141</b>

**CAREER HIGHS** \*At Arizona State (2022)

**FG MADE:** 4, vs. Northern Arizona 9/1/22\*  
**LONGEST FG MADE:** 54, vs. Oklahoma 9/23/22  
**PAT MADE:** 9, vs. ECU 9/2/23



**63 // NATHAN HAWKS**

K / R-SR. / 6-0 / 210  
ENON, OHIO / GREENON / WITTENBURG

- Served as UC's kickoff specialist over the final six games.
- Finished with 1,855 yards on 30 kickoffs with 12 touchbacks and a 61.8 average.



**31 // MASON FLETCHER**

P / SR. / 6-7 / 215  
MELBOURNE, AUSTRALIA / PROKICK

**2022 RAY GUY AWARD FINALIST**  
**2022 AAC SPECIAL TEAMS PLAYER OF THE YEAR, ALL-AAC FIRST TEAM**  
**2022 AP THIRD TEAM ALL-AMERICAN**


- 23 of his 45 attempts (51%) last season were downed inside the 20 - the highest percentage in the Power 5 - with seven inside the 10.
- Has only four touchbacks in 157 career punts.
- Brother, Max, was an All-SEC punter at Arkansas and transferred to Cincinnati this year; he will redshirt and take over in 2025 while earning his master's degree.

**CAREER PUNTING STATISTICS**

SEASON	NO	YDS	AVG	LONG	I20	50+	BL
2021	50	2151	43.0	54	17	5	0
2022	62	2870	46.3	84	29	14	0
2023	45	1935	43.0	57	23	6	0
<b>TOTAL</b>	<b>157</b>	<b>6956</b>	<b>44.3</b>	<b>84</b>	<b>69</b>	<b>25</b>	<b>0</b>

**CAREER HIGHS**

**PUNT ATTEMPTS:** 8, vs. Indiana 9/24/22  
**PUNT YARDS:** 373, vs. Indiana 9/24/22  
**LONGEST PUNT:** 84, at SMU 10/22/22  
**PUNT AVERAGE:** 65.0, at SMU 10/22/22  
**PUNTS INSIDE THE 20:** 3, 10 times, last at Oklahoma State 10/28/23



**43 // JAYDEN PERRY**

LS / R-SR. / 6-3 / 240  
SAVANNAH, GA. / ISLANDS / COASTAL CAROLINA / INDIANA STATE

- Spent the last two seasons as Indiana State's primary long snapper and was perfect on all snap attempts during his career.
- Began his career at Coastal Carolina in 2019 before transferring to ISU in 2022.
- Comes to Cincinnati with one year of eligibility.

2024 CINCINNATI FOOTBALL

STARTERS

OFFENSE	LT	LG	C	RG	RT	TE	WR	WR	WR	QB	RB
TOWSON											
PITT											
AT MIAMI (OH)											
HOUSTON											
AT TEXAS TECH											
AT UCF											
ARIZONA STATE											
COLORADO											
WEST VIRGINIA											
AT IOWA STATE											
AT KANSAS STATE											
TCU											

DEFENSE	DE	DT	DE	OLB	ILB	ILB	STAR	CB	CB	S	S
TOWSON											
PITT											
AT MIAMI (OH)											
HOUSTON											
AT TEXAS TECH											
AT UCF											
ARIZONA STATE											
COLORADO											
WEST VIRGINIA											
AT IOWA STATE											
AT KANSAS STATE											
TCU											

START CHART

	2023	CAR.	CONS.		2023	CAR.	CONS.		2023	CAR.	CONS.
Jared Bartlett, LB	13	27	13	Corey Kiner, RB	12	12	12	DJ Taylor, DB	2	2	1
Deondre Buford, OL	12	14	12	Brady Lichtenberg, QB	1	1	1	Jonathan Thompson, LB	4	4	1
Sterling Berkhalter, WR	0	13	0	Xavier Lozowicki, OL	2	2	2	Dartanyan Tinsley, OL	12	12	12
Kalen Carroll, DB	4	4	4	Jamoi Mayes, WR	26	26	13	Darian Varner, DE	0	10	0
Derrick Canteen, DB	3	28	0	Mehki Miller, STAR	1	9	5	Phillip Wilder, OL	0	9	0
Dontay Corleone, DL	11	12	0	Josh Minkins, DB	3	17	0	Chance Williams, RB	3	3	0
Mikah Coleman	5	5	0	Josh Robinson, DB	1	1	0	John Williams, OL	12	15	12
Jack Dingle, LB	12	12	12	Cam Roetherford, DE	3	3	2	Ken Willis, DB	2	2	0
Gavin Gerhardt, OL	11	24	11	Antwan Peek Jr., DB	1	1	0	Logan Wilson, DB	8	18	0
Jake Golday, LB	11	11	11	Eric Phillips, DL	12	22	22	Jordan Young, CB	11	11	2
Xzavier Henderson, WR	12	25	12	Evan Prater, WR	1	3	1				
Jalen Hunt, DL	1	6	1	Francis Sherman, TE	2	4	0				
Tony Johnson, WR	12	12	12	Tyrin Smith, WR	0	16	0				
Luke Kandra, OL	12	14	12	Brendan Sorsby, QB	7	7	6				

## 2024 CINCINNATI FOOTBALL

### THE LAST TIME

#### SCORING

Scored 30 or more points	66 vs. ECU (09/02/23)
Scored 40 or more points	66 vs. ECU (09/02/23)
Scored 50 or more points	66 vs. ECU (09/02/23)
Scored 60 or more points	66 vs. ECU (09/02/23)
Scored 70 or more points	72 vs. Austin Peay (09/03/11)

#### TOTAL OFFENSE

Had more than 400 total yards	515 vs UCF (11/04/23)
Had more than 450 total yards	515 vs UCF (11/04/23)
Had more than 500 total yards	515 vs UCF (11/04/23)
Had more than 550 total yards	667 vs. ECU (09/02/23)
Had more than 600 total yards	667 vs. ECU (09/02/23)
Had more than 650 total yards	667 vs. ECU (09/02/23)
Had more than 700 total yards	741 vs. Alabama A&M (09/15/18)

#### RUSHING OFFENSE

Rushed for 150 or more yards	231 vs. Kansas (11/25/23)
Rushed for 200 or more yards	204 @ Houston (11/11/23)
Rushed for 250 or more yards	277 at Oklahoma State (10/28/23)
Rushed for 300 or more yards	349 vs. UCF (10/14/21)
Rushed for 350 or more yards	409 vs. Alabama A&M (09/15/18)
Rushed for 400 or more yards	409 vs. Alabama A&M (09/15/18)

#### PASSING OFFENSE

Passed for 250 or more yards	267 vs UCF (11/04/23)
Passed for 300 or more yards	438 vs. ECU (09/02/23)
Passed for 350 or more yards	438 vs. ECU (09/02/23)
Passed for 400 or more yards	438 vs. ECU (09/02/23)
Passed for 450 or more yards	523 @ Houston (11/07/15)
Passed for 500 or more yards	523 @ Houston (11/07/15)
Passed for 600 or more yards	620 @ Memphis (09/24/15)

#### SCORING DEFENSE

Allowed 0 points	0 vs. Navy (11/03/18)
Allowed 3 or fewer points	3 @ Temple (11/19/22)
Allowed 7 or fewer points	3 @ Temple (11/19/22)
Allowed 10 or fewer points	3 @ Temple (11/19/22)
Allowed 14 or fewer points	14 @ Houston (11/11/23)

#### TOTAL DEFENSE

Allowed fewer than 75 total yards	53 vs. Kansas (09/20/97)
Allowed fewer than 100 total yards	87 @ Miami OH (09/21/13)
Allowed fewer than 125 total yards	87 @ Miami OH (09/21/13)
Allowed fewer than 150 total yards	129 @ UConn (11/22/14)
Allowed fewer than 175 total yards	164 vs. Boston College (01/02/20)
Allowed fewer than 200 total yards	183 vs. Miami (OH) (09/17/22)
Allowed fewer than 225 total yards	202 @ Temple (11/19/22)
Allowed fewer than 250 total yards	241 @ Houston (11/11/23)

#### RUSHING DEFENSE

Allowed 0 or fewer yards	-3 @ Miami OH (10/01/11)
Allowed 25 or fewer yards	5 vs. Memphis (10/31/20)
Allowed 50 or fewer yards	36 at Tulsa (10/01/22)
Allowed 75 or fewer yards	70 at BYU (09/29/23)
Allowed 100 or fewer yards	80 vs. Baylor (10/21/23)

#### PASSING DEFENSE

Allowed 0 passing yards	-1 vs. Xavier (10/09/71)
Allowed 50 or fewer yards	47 vs. Navy (11/03/18)
Allowed 100 or fewer yards	84 vs. Navy (11/05/22)
Allowed 150 or fewer yards	102 @ Houston (11/11/23)
Allowed 175 or fewer yards	102 @ Houston (11/11/23)
Allowed 200 or fewer yards	102 @ Houston (11/11/23)

#### SPECIAL SITUATIONS

Scored on the first play from scrimmage	Scott 53-yard pass from Ridder vs. SMU (11/20/21)
Had a game-winning field goal	Ryan Coe, 21 yards vs. ECU (11/11/22)
Kicked a 50-yard field goal	Carter Brown, 54 yards vs. Oklahoma (09/23/23)
UC shutout its opponent	vs. Navy (11/03/18, W, 42-0)
UC was shutout	@ No. 5 Ohio State (09/07/19, L 42-0)
Converted a 2-point play	Evan Prater from Emory Jones vs. Baylor (10/21/23)
A player scored on a pass, rush and rec. TD in same game	Desmond Ridder vs. SMU (11/20/21)

#### INDIVIDUAL RUSHING

Had a player rush for 100 or more yards	106 by Corey Kiner vs. Kansas (11/25/23)
Had a player rush for 150 or more yards	153 by Corey Kiner @ Pitt (09/09/23)
Had a player rush for 200 or more yards	212 by Mike Boone vs. USF (10/24/14)
Had a player rush for 225 or more yards	238 by Richard Hall vs. Miami OH (09/11/04)
Had two players rush for 100 or more yards	114 (Kiner) & 113 (R. Montgomery) vs. UCF (11/04/23) 129 (Kiner) & 103 (M. Montgomery) vs. Baylor (10/21/23) 104 (R. Montgomery) & 101 (Jones) vs. Miami (OH) (09/16/23)
Had a player rush for 2 or more TDs	2 by Corey Kiner @ Houston (11/11/23)
Had a player rush for 3 or more TDs	4 by Jerome Ford vs. UCF (10/14/21)
Had a player rush for 4 or more TDs	4 by Jerome Ford vs. UCF (10/14/21)
Had a player rush for 5 or more TDs	6 by Ike Stewart vs. Transylvania (10/05/1912)

#### INDIVIDUAL PASSING

Had a player pass for 200 or more yards	217 by Emory Jones vs UCF (11/04/23)
Had a player pass for 250 or more yards	256 by Emory Jones at BYU (09/29/23)
Had a player pass for 300 or more yards	345 by Emory Jones vs. ECU (09/02/23)
Had a player pass for 350 or more yards	354 by Ben Bryant vs. Indiana (09/24/22)
Had a player pass for 400 or more yards	523 by Gunner Kiel @ Houston (11/07/15)
Had a player pass for 450 or more yards	523 by Gunner Kiel @ Houston (11/07/15)
Had a player pass for 500 or more yards	523 by Gunner Kiel @ Houston (11/07/15)
Had a player pass for 2 or more TDs	2 by Emory Jones vs. Baylor (10/21/23)
Had a player pass for 3 or more TDs	3 by Emory Jones vs. ECU (09/02/23)
Had a player pass for 4 or more TDs	5 by Emory Jones vs. ECU (09/02/23)
Had a player pass for 5 or more TDs	5 by Emory Jones vs. ECU (09/02/23)
Had a player pass for 6 or more TDs	6 by Gunner Kiel vs. Toledo (09/12/14)
Had a player complete 20 passes	23 by Emory Jones at BYU (09/29/23)
Had a player complete 30 passes	31 by Desmond Ridder at South Florida (11/12/21)
Had a player complete 35 passes	35 by Deontey Kenner @ Southern Miss (10/23/99)
Had a player complete 10 straight passes	10 by Emory Jones vs. ECU (09/03/23)
Had a player complete 12 straight passes	12 by Ben Bryant vs. Miami (OH) (09/17/22)
Had a player complete 10 straight passes to open game	10 by Emory Jones vs. ECU (09/03/23))
Had a player complete 12 straight passes to open game	12 by Ben Bryant vs. Miami (OH) (09/17/22)
Had a player throw 30 passes	30 by Emory Jones vs. Baylor (10/21/23)
Had a player throw 35 passes	37 by Emory Jones at BYU (09/29/23)
Had a player throw 40 passes	45 by Ben Bryant at UCF (10/29/22)
Had a player throw 45 passes	45 by Ben Bryant at UCF (10/29/22)
Had a player throw 50 passes	50 by Desmond Ridder @ SMU (10/27/18)

#### INDIVIDUAL RECEIVING

Had a player with 10 or more receptions in a game	12 by Xzavier Henderson vs. Miami (Ohio) (09/16/23)
Had a player with 11 or more receptions in a game	12 by Xzavier Henderson vs. Miami (Ohio) (09/16/23)
Had a player with 12 or more receptions in a game	12 by Xzavier Henderson vs. Miami (Ohio) (09/16/23)
Had a player with 13 or more receptions in a game	15 by Shaq Washington @ ECU (11/28/15)
Had a player with 14 or more receptions in a game	15 by Shaq Washington @ ECU (11/28/15)
Had a player with 15 or more receptions in a game	15 by Shaq Washington @ ECU (11/28/15)
Had a player receive 100 or more yards	Bradyn Smith (114) vs. UCF (11/04/23)
Had a player receive 150 or more yards	Tyler Scott (185) vs. Indiana (09/24/22)
Had a player receive 200 or more yards	203 by Kahlil Lewis vs. ECU (11/23/18)
Had a player receive 250 or more yards	254 by Tom Rossley vs. Louisville (11/09/68)
Had a player receive for 2 or more TDs	2 by Chamon Metayer at West Virginia (11/18/23)
Had a player receive for 3 or more TDs	3 by Tyler Scott vs. Indiana (09/24/22)

#### GAMES AGAINST RANKED TEAMS

Beat a top 25 team	No. 16 Houston, 35-20 (12/04/21)
Beat a top 10 team	@ No. 9 Notre Dame, 24-13 (10/02/21)
Beat a ranked opponent @ home	No. 16 Houston, 35-20 (12/04/21)
Beat a ranked opponent on the road	@ No. 9 Notre Dame, 24-13 (10/02/21)
Beat a ranked opponent @ a neutral site	vs. No. 25 vs. Virginia Tech (FedEx Field/09/29/12)
Beat back-to-back ranked opponents	10/30/08-11/08/08 #24 USF & @ #20 West Virginia
Lost to a ranked opponent @ home	No. 16 Oklahoma, 6-20 (09/23/23)

#### RETURNS/SPECIAL TEAMS/DEFENSE

Returned a KO for a TD	Jadon Thompson, 100 yards vs. ECU (11/11/22)
Returned a Punt for a TD	Mardy Gilyard, 53 yards (9/12/09 vs. SEMO)
Had Two Interceptions	2 by Coby Bryant vs. USF (10/03/20)
Had Three Interceptions	3 by Mike Tyson @ Purdue (09/10/16)
Recorded a Safety	@ UCLA (09/01/18)
Returned an INT for a TD	Deshawn Pace, 18 yards at Tulsa (10/01/22)
Returned 2 INTs for TDs	D. Battle-30 yards & C. Cheatham-53 yards vs. Akron (9/17/11)
Recovered a fumble in endzone for a TD	Josiah Deguara @ Marshall (09/28/19)
Returned a fumble for a TD	Dominique Perry, 14 yards vs. Indiana (09/24/22)
Executed a successful onside kick	Kick by Miliano/Recovered by Morrison @ Rutgers (11/16/13)
Blocked a FG	Jowon Briggs on 25-yard attempt vs. Navy (11/05/22)
Blocked a PAT	Lorenz Metz vs. Temple (11/23/19 - fourth quarter)
Returned a blocked PAT for 2 points	Coby Bryant, 98 yards vs. Temple (11/23/19)
Blocked a punt	Ryan Royer at East Carolina (11/26/21)

## SINGLE-GAME TEAM OFFENSE

Most Points	124 vs. Transylvania (1912)
Most Touchdowns	14 vs. Transylvania (1912)
Most Rushing Attempts	83 vs. Louisiana-Monroe (1977)
Most Rushing Yards	464 vs. Case-Western Reserve (1953) 464 vs. Virginia Military Institute (1953)
Most Rushing Touchdowns	14 vs. Transylvania (1912)
Most Passing Attempts	64 at Memphis (2015)
Most Passes Completed	38 at Memphis (2015)
Most Passing Yards	620 at Memphis (2015)
Most Interceptions Thrown	6 vs. Xavier (1972)
Most Touchdown Passes	6 vs. Toledo (2014); vs. Illinois (2009)
Most Offensive Plays	100 at Memphis (2015)
Most Yards Total Offense	752 at Memphis (2015)
Most First Downs	38 at Memphis (2015); 38 vs. Austin Peay (2018)
Most Fumbles	15 vs. Louisville (1970)
Most Fumbles Lost	7 vs. Virginia Military Institute (1951)
Most Turnovers	9 vs. Xavier (1955) 9 vs. Hardin-Simmons (1955) 9 vs. Virginia Military Institute (1951)
Most Penalties	18 vs. Kansas State (1951)
Most Penalty Yards	176 vs. Louisville (1968)
Most Punts	13 vs. Pittsburgh (1981) 13 vs. Mississippi State (1948)
Most Punting Yards	510 vs. Louisville (1996)
Most Punt Return Yards	177 vs. Ohio (1949)
Most Kickoff Return Yards	295 vs. Memphis (1971)
Fewest Rushing Attempts	15 vs. Illinois (2009)
Fewest Rushing Yards	-23 vs. Rutgers (2005)
Fewest Passes Completed	0 vs. Dayton (1970)
Fewest Passing Yards	0 vs. Dayton (1970)
Fewest Yards Total Offense	46 vs. North Texas State (1959)
Fewest First Downs	3 vs. West Virginia (1989)
Fewest Penalties	1 five times vs. Rutgers (1994), vs. Louisville (1966), vs. Memphis (1966), vs. Army (1963), vs. Hawaii (1954)
Fewest Yards Penalized	4 vs. Memphis (1966)
Fewest Punts	0 vs. Miami (OH) (2008) 0 vs. Memphis (1998) 0 vs. Miami (OH) (1954)

## SINGLE-GAME TEAM DEFENSE

Fewest Rushing Attempts Allowed	17 vs. Dayton (1961)
Fewest Rushing Yards Allowed	-46 vs. Kansas (1997)
Fewest Passing Attempts	1 vs. Boston College (1964)
Fewest Pass Completions Allowed	0 six times vs. Louisville (1974), vs. Ohio (1973), vs. Boston College (1964), vs. Indiana (1963), vs. Ohio (1949)
Fewest Passing Yards Allowed	-1 vs. Xavier (1971)
Fewest Yards Total Offense Allowed	18 vs. Louisiana-Lafayette (1973)
Most Points Allowed	81 vs. Penn State (1991)
Most Rushing Attempts Allowed	86 vs. West Virginia (1969)
Most Rushing Yards Allowed	539 vs. Northern Illinois (1989)
Most Passing Attempts Allowed	67 vs. Louisville (1997)
Most Pass Completions Allowed	37 vs. East Carolina (1997)
Most Passing Yards Allowed	482 vs. Florida (2010)
Most Yards Total Defense Allowed	742 vs. Louisville (1998)
Most Passes Intercepted	7 vs. Kansas State (1951)
Most Interception Return Yards	162 vs. Dayton (1956)
Most Turnovers Forced	8 vs. Rice (1974)

## SINGLE-GAME INDIVIDUAL OFFENSE

Rushing Attempts	45 by Steve Cowan vs. Ohio (1970)
Rushing Yards	306 by Bob Hynes vs. Case Western Reserve (1923)
Yards Per Rush	29.5 by Mike Boone at Miami (OH) (4 carries, 118 yards) (2015)
Rushing Touchdowns	6 by Ike Stewart vs. Transylvania (1912) 6 by Bob Heuck vs. Transylvania (1912)
Passing Attempts	59 by Deontey Kenner vs. Southern Miss (1999)
Passing Completions	35 by Deontey Kenner vs. Southern Miss (1999) 35 by Greg Cook vs. Ohio (1968)
Passing Yards	557 by Hayden Moore at Memphis (2015)
Passing Touchdowns	6 by Gunner Kiel (2014); by Tony Pike vs. Illinois (2009)
Interceptions Thrown	6 by Mike Shoemaker vs. Xavier (1972)
Receptions	15 by Shaq Washington at East Carolina (2015)
Receiving Yards	254 by Tom Rossley vs. Louisville (1968)
Yards Per Reception	73.7 by Chris Moore at Ohio State (3 receptions, 221 yards) (2014)
Receiving Touchdowns	3 by nine players, last by Tyler Scott vs. Indiana (2022)
All-Purpose Yards (Rsh., Rec. and Ret.)	381 by Mardy Gilyard at Pittsburgh (2009)
Total Yards	564 by Hayden Moore at Memphis (2015)
Total Points	51 by Ike Stewart vs. Transylvania (1912)
Touchdowns	8 by Ike Stewart vs. Transylvania (1912)
Extra Points Made	12 by Alonzo Weiss vs. Transylvania (1912)
Field Goals Made	5 by Ryan Coe at SMU (2022)
Punts	13 by Phil Peckich at Pittsburgh (1981)
Punting Yards	510 by Steve Smith at Louisville (1996)
Punting Average	65.0 by Mason Fletcher at SMU (3 punts) (2022)
Kickoff Returns	8 by Mardy Gilyard at Pittsburgh (2009) 8 by LaDaris Vann vs. East Carolina (1999)
Kickoff Return Yards	256 by Mardy Gilyard at Pittsburgh (2009)
Kickoff Returns For Touchdowns	1 by 20 players last by Mardy Gilyard at Pittsburgh (2009)
Punt Returns	7 by Mike Daniels vs. Western Carolina (2005) 7 by Tinker Keck vs. Kansas (1997) 7 by Charley Bland vs. Villanova (1973)
Punt Return Yards	161 by Gene Gibson vs. Ohio (1949)
Punt Return Touchdowns	2 by Tinker Keck vs. Louisville (1997) 2 by Gene Gibson vs. Ohio (1949)

## SINGLE-GAME INDIVIDUAL DEFENSE

Total Tackles	19 by Greg Blair at Louisville (10/26/12) * Frank Callicott vs. UAB (11/30/02) * Jeff Luc vs. Miami (Ohio) (9/20/14) *
Tackles For A Loss	5.5 by Brandon Mills vs. Rutgers (11/20/10) *
Sacks	4.0 by Alex Daniels at Miami (Ohio) (10/3/09) * Antwan Peek vs. Louisiana-Monroe (12/1/01) *
Forced Fumbles	3 by Antwan Peek vs. Louisiana Monroe (12/1/01) *
Fumble Recoveries	2 by Willis Edwards vs. Memphis (10/26/02) * Ivan Fields at Memphis (11/11/00) * Jeff Luc vs. USF (10/14/14) * Wes Richardson at NC State (9/16/10) *
Pass Break Ups	4 by Justin Harris at Pittsburgh (09/09/23) * Linden Stephens at Miami (Ohio) (9/16/17)) * Mike Mickens vs. Rutgers (11/18/06) * Zach Norton vs. Louisville (10/27/01) *
Interceptions	4 by Bob Hynes vs. Ohio Northern (1923)
Interception Return Yards	123 by Shawn Ferguson vs. Memphis (1998)
Interception Returns for Touchdowns	2 by Shawn Ferguson vs. Memphis (1998)
Blocked Kicks	2 by Connor Barwin at Marshall (10/3/08) * Antwan Peek vs. Miami (10/28/00) *

\* - Since 2000

# 2023 COMBINED STATISTICS

## Team Results

Date	Opponent	Score	Att.
09/02/2023	Eastern Ky.	W 66-13	38193
09/09/2023	at Pittsburgh	W 27-21	49398
09/16/2023	Miami (OH)	Lot1 24-31	38193
* 09/23/2023	Oklahoma	L 6-20	38193
* 09/29/2023	at BYU	L 27-35	63834
* 10/14/2023	Iowa St.	L 10-30	38193
* 10/21/2023	Baylor	L 29-32	38193
* 10/28/2023	at Oklahoma St.	L 13-45	53855
* 11/04/2023	UCF	L 26-28	38193
* 11/11/2023	at Houston	W 24-14	34312
* 11/18/2023	at West Virginia	L 21-42	43588
* 11/25/2023	Kansas	L 16-49	38193

## Game Records

Record	Overall	Home	Away	Neutral
ALL GAMES	3-9	1-6	2-3	0-0
CONFERENCE	1-8	0-5	1-3	0-0
NON-CONFERENCE	2-1	1-1	1-0	0-0

## Rushing

Player	gp	att	gain	loss	net	avg	td	lg	avg/g
Corey Kiner	12	192	1078	31	1047	5.5	5	68	87.3
Emory Jones	12	155	720	160	560	3.6	4	25	46.7
Myles Montgomery	12	66	437	9	428	6.5	3	63	35.7
Ryan Montgomery	8	54	342	13	329	6.1	1	29	41.1
Aaron Turner	12	11	103	6	97	8.8	0	26	8.1
Brady Lichtenberg	7	12	88	8	80	6.7	1	17	11.4
Chamon Metayer	11	1	27	0	27	27.0	0	27	2.5
Ethan Wright	4	7	19	0	19	2.7	0	9	4.8
Dee Wiggins	12	1	13	0	13	13.0	0	13	1.1
Shaun Thomas	7	7	14	2	12	1.7	0	5	1.7
Evan Prater	11	2	3	0	3	1.5	0	2	0.3
Brady Drogosh	1	3	8	5	3	1.0	0	8	3.0
Team	12	4	0	13	-13	-3.3	0	0	-1.1
<b>Total</b>	<b>12</b>	<b>517</b>	<b>2852</b>	<b>247</b>	<b>2605</b>	<b>5.0</b>	<b>14</b>	<b>68</b>	<b>217.1</b>
<b>Opponents</b>	<b>12</b>	<b>397</b>	<b>2382</b>	<b>259</b>	<b>2123</b>	<b>5.3</b>	<b>24</b>	<b>75</b>	<b>176.9</b>

## Passing

Player	gp	effic	comp-att-int	pct	yds	td	lg	avg/g
Emory Jones	12	131.3	197-322-10	61.2	2219	18	55	184.9
Brady Lichtenberg	7	131.7	19-34-1	55.9	252	2	65	36.0
Braden Smith	12	117.3	1-3-0	33.3	30	0	30	2.5
Ryan Montgomery	8	488.8	1-1-0	100.0	7	1	7	0.9
<b>Total</b>	<b>12</b>	<b>132.2</b>	<b>218-360-11</b>	<b>60.6</b>	<b>2508</b>	<b>21</b>	<b>65</b>	<b>209.0</b>
<b>Opponents</b>	<b>12</b>	<b>141.4</b>	<b>186-328-8</b>	<b>56.7</b>	<b>2710</b>	<b>20</b>	<b>79</b>	<b>225.8</b>

## Receiving

Player	gp	no.	yds	avg	td	lg	avg/g
Xzavier Henderson	12	58	782	13.5	3	55	65.2
Braden Smith	12	43	557	13.0	4	48	46.4
Chamon Metayer	11	23	258	11.2	5	35	23.5
Dee Wiggins	12	20	246	12.3	2	39	20.5
Evan Prater	11	12	114	9.5	0	22	10.4
Payten Singletary	10	12	115	9.6	2	32	11.5
Corey Kiner	12	12	49	4.1	0	16	4.1
Ryan Montgomery	8	11	91	8.3	2	25	11.4
Aaron Turner	12	11	89	8.1	2	21	7.4
Myles Montgomery	12	5	5	1.0	0	4	0.4
Barry Jackson Jr.	4	4	100	25.0	1	65	25.0
Donovan Ollie	12	2	50	25.0	0	40	4.2
Chris Scott	6	2	32	16.0	0	32	5.3
Ethan Wright	4	1	10	10.0	0	10	2.5
Caleb Schmitz	11	1	4	4.0	0	4	0.4
Michael McCalmont	8	1	6	6.0	0	6	0.8
<b>Total</b>	<b>12</b>	<b>218</b>	<b>2508</b>	<b>11.5</b>	<b>21</b>	<b>65</b>	<b>209.0</b>
<b>Opponents</b>	<b>12</b>	<b>186</b>	<b>2710</b>	<b>14.6</b>	<b>20</b>	<b>79</b>	<b>225.8</b>

## Team Statistics

	UC	OPP
<b>First Downs</b>	<b>267</b>	<b>238</b>
Rushing	138	109
Passing	118	106
Penalty	11	23
<b>Rushing Yardage</b>	<b>2605</b>	<b>2123</b>
Rushing attempts	517	397
Average per rush	5.0	5.3
Average per game	217.1	176.9
TDs Rushing	14	24
<b>Passing Yardage</b>	<b>2508</b>	<b>2710</b>
Comp-Att-Int	218-360-11	186-328-8
Average per pass	7.0	8.3
Average per catch	11.5	14.6
Average per game	209.0	225.8
TDs Passing	21	20
<b>Total offense</b>	<b>5113</b>	<b>4833</b>
Average per play	5.8	6.7
Average per game	426.1	402.8
<b>Kick returns: #-Yards</b>	<b>15-249</b>	<b>25-501</b>
<b>Punt returns: #-Yards</b>	<b>15-52</b>	<b>16-72</b>
<b>Int returns: #-Yards</b>	<b>8-100</b>	<b>11-109</b>
<b>Fumbles-Lost</b>	<b>17-6</b>	<b>17-5</b>
<b>Penalties-Yards</b>	<b>68-631</b>	<b>60-437</b>
<b>Punts-Avg</b>	<b>45-43.0</b>	<b>46-45.4</b>
<b>Time of possession / game</b>	<b>31:58</b>	<b>28:02</b>
<b>3rd-down conversion</b>	<b>74/176</b>	<b>59/148</b>
<b>4rd-down conversion</b>	<b>14/31</b>	<b>12/17</b>
<b>PAT-attempts</b>	<b>(30-30) 100%</b>	<b>(45-45) 100%</b>
<b>2-point conversion-attempts</b>	<b>(2-5) 40%</b>	<b>(0-1) 0%</b>

## Interceptions

Player	no.	yds	avg	td	lg
Bryon Threats	2	39	19.5	0	33
Ken Willis	2	36	18.0	0	20
Justin Harris	1	0	0.0	0	0
Dorian Jones	1	0	0.0	0	0
Deshawn Pace	1	25	25.0	0	25
Jordan Young	1	0	0.0	0	0
<b>Total</b>	<b>8</b>	<b>100</b>	<b>12.5</b>	<b>0</b>	<b>33</b>
<b>Opponents</b>	<b>11</b>	<b>109</b>	<b>9.9</b>	<b>1</b>	<b>42</b>

# 2023 COMBINED STATISTICS

### Field Goals

Player	fg	pct.	01-19	20-29	30-39	40-49	50-99	lg	blk
Carter Brown	15-19	78.9	0-0	6-8	4-5	4-5	1-1	54	1
<b>Opponents</b>	<b>13-19</b>	<b>68.4</b>	<b>0-0</b>	<b>2-2</b>	<b>5-5</b>	<b>5-9</b>	<b>1-3</b>	<b>54</b>	<b>0</b>

### Scoring

Player	td	fg	PAT					dxp	saf	pts
			kick	rush	rcv	pass				
Carter Brown	-	15-19	30-30	-	-	-	-	-	-	75
Chamon Metayer	5	-	-	-	1	-	-	-	-	32
Corey Kiner	5	-	-	-	-	-	-	-	-	30
Emory Jones	4	-	-	-	-	2	-	-	-	24
Braden Smith	4	-	-	-	-	-	-	-	-	24
Ryan Montgomery	3	-	-	-	-	-	-	-	-	18
Xzavier Henderson	3	-	-	-	-	-	-	-	-	18
Myles Montgomery	3	-	-	-	-	-	-	-	-	18
Payten Singletary	2	-	-	-	-	-	-	-	-	12
Aaron Turner	2	-	-	-	-	-	-	-	-	12
Dee Wiggins	2	-	-	-	-	-	-	-	-	12
Brady Lichtenberg	1	-	-	-	-	-	-	-	-	6
Barry Jackson Jr.	1	-	-	-	-	-	-	-	-	6
Evan Prater	-	-	-	-	1	-	-	-	-	2
<b>Total</b>	<b>35</b>	<b>15-19</b>	<b>30-30</b>	<b>0</b>	<b>2</b>	<b>2</b>	<b>0</b>	<b>0</b>	<b>0</b>	<b>289</b>
<b>Opponents</b>	<b>46</b>	<b>13-19</b>	<b>45-45</b>	<b>0</b>	<b>0</b>	<b>0</b>	<b>0</b>	<b>0</b>	<b>0</b>	<b>360</b>

### Score by Periods

Team	1st	2nd	3rd	4th	OT	TOT
Cincinnati	71	86	46	86	0	289
Opponents	55	114	95	89	7	360

### Punting

Player	no.	yds	avg	lg	tb	fc	i20	50+	blk
Mason Fletcher	45	1935	43.0	57	0	19	23	6	0
<b>Total</b>	<b>45</b>	<b>1935</b>	<b>43.0</b>	<b>57</b>	<b>0</b>	<b>19</b>	<b>23</b>	<b>6</b>	<b>0</b>
<b>Opponents</b>	<b>46</b>	<b>2089</b>	<b>45.4</b>	<b>66</b>	<b>5</b>	<b>10</b>	<b>19</b>	<b>14</b>	<b>0</b>

### Punt Returns

Player	no.	yds	avg	td	lg
Braden Smith	13	36	2.8	0	12
Ryan Montgomery	2	16	8.0	0	12
<b>Total</b>	<b>15</b>	<b>52</b>	<b>3.5</b>	<b>0</b>	<b>12</b>
<b>Opponents</b>	<b>16</b>	<b>72</b>	<b>4.5</b>	<b>0</b>	<b>41</b>

### Kick Returns

Player	no.	yds	avg	td	lg
Xzavier Henderson	12	212	17.7	0	37
Braden Smith	2	21	10.5	0	12
D.J. Taylor	1	16	16.0	0	16
<b>Total</b>	<b>15</b>	<b>249</b>	<b>16.6</b>	<b>0</b>	<b>37</b>
<b>Opponents</b>	<b>25</b>	<b>501</b>	<b>20.0</b>	<b>0</b>	<b>72</b>

### All Purpose

Player	g	rush	rcv	pr	kr	ir	total	avg/g
Corey Kiner	12	1047	49	0	0	0	1096	91.3
Xzavier Henderson	12	0	782	0	212	0	994	82.8
Braden Smith	12	0	557	36	21	0	614	51.2
Emory Jones	12	560	0	0	0	0	560	46.7
Ryan Montgomery	8	329	91	16	0	0	436	54.5
Myles Montgomery	12	428	5	0	0	0	433	36.1
Chamon Metayer	11	27	258	0	0	0	285	25.9
Dee Wiggins	12	13	246	0	0	0	259	21.6
Aaron Turner	12	97	89	0	0	0	186	15.5
Evan Prater	11	3	114	0	0	0	117	10.6
Payten Singletary	10	0	115	0	0	0	115	11.5
Barry Jackson Jr.	4	0	100	0	0	0	100	25.0
Brady Lichtenberg	7	80	0	0	0	0	80	11.4
Donovan Ollie	12	0	50	0	0	0	50	4.2
Bryon Threats	12	0	0	0	0	39	39	3.3
Ken Willis	12	0	0	0	0	36	36	3.0
Chris Scott	6	0	32	0	0	0	32	5.3
Ethan Wright	4	19	10	0	0	0	29	7.3
Deshawn Pace	11	0	0	0	0	25	25	2.3
D.J. Taylor	12	0	0	0	16	0	16	1.3
Shaun Thomas	7	12	0	0	0	0	12	1.7
Michael McCalmont	8	0	6	0	0	0	6	0.8
Caleb Schmitz	11	0	4	0	0	4	4	0.4
Brady Drogosh	1	3	0	0	0	0	3	3.0
<b>Total</b>	<b>12</b>	<b>2605</b>	<b>2508</b>	<b>52</b>	<b>249</b>	<b>100</b>	<b>5514</b>	<b>459.5</b>
<b>Opponents</b>	<b>12</b>	<b>2123</b>	<b>2710</b>	<b>72</b>	<b>501</b>	<b>109</b>	<b>5515</b>	<b>459.6</b>

### Total Offense

Player	g	plays	rush	pass	total	avg/g
Emory Jones	12	477	560	2219	2779	231.6
Corey Kiner	12	192	1047	0	1047	87.3
Myles Montgomery	12	66	428	0	428	35.7
Ryan Montgomery	8	55	329	7	336	42.0
Brady Lichtenberg	7	46	80	252	332	47.4
Aaron Turner	12	11	97	0	97	8.1
Braden Smith	12	5	0	30	30	2.5
Chamon Metayer	11	1	27	0	27	2.5
Ethan Wright	4	7	19	0	19	4.8
Dee Wiggins	12	1	13	0	13	1.1
Shaun Thomas	7	7	12	0	12	1.7
Evan Prater	11	2	3	0	3	0.3
Brady Drogosh	1	3	3	0	3	3.0
<b>Total</b>	<b>12</b>	<b>877</b>	<b>2605</b>	<b>2508</b>	<b>5113</b>	<b>426.1</b>
<b>Opponents</b>	<b>12</b>	<b>725</b>	<b>2123</b>	<b>2710</b>	<b>4833</b>	<b>402.8</b>

# 2023 PARTICIPATION

#	Player	GP-GS	EKU	UP	Miami	OU	BYU	IowaSt	Baylor	OSU	UCF	UH	WVU	KU
0	Jowon Briggs	12/12	START	START	START	START	START	START	START	START	START	START	START	START
0	Braden Smith	12/8	XXX	XXX	START	START	XXX	XXX	START	START	START	START	START	START
1	Jordan Young	12/11	START	START	START	START	START	START	START	START	START	XXX	START	START
2	Dontay Corleone	12/11	START	START	START	START	START	START	START	START	START	START	START	XXX
2	Dee Wiggins	12/11	START	START	START	START	START	XXX	START	START	START	START	START	START
3	Evan Prater	11/1	XXX	XXX	XXX	XXX	XXX	XXX	XXX	XXX	...	XXX	START	XXX
3	Deshawn Pace	11/10	START	START	START	...	START	START	START	XXX	START	START	START	START
4	Malik Vann	12/0	XXX	XXX	XXX	XXX	XXX	XXX	XXX	XXX	XXX	XXX	XXX	XXX
4	Ethan Wright	4/0	XXX	...	XXX	XXX	XXX	...	...	...	...	...	...	...
5	Emory Jones	12/11	START	START	START	START	START	START	START	START	START	START	XXX	START
5	D.J. Taylor	12/2	XXX	XXX	XXX	XXX	XXX	XXX	XXX	XXX	XXX	START	XXX	START
6	Dorian Jones	11/8	START	START	START	START	START	XXX	XXX	...	START	START	START	XXX
7	Sammy Anderson Jr.	2/1	START	...	...	...	...	...	...	XXX	...	...	...	...
7	Chamon Metayer	11/4	START	START	XXX	XXX	START	START	XXX	XXX	XXX	XXX	XXX	...
8	Xzavier Henderson	12/12	START	START	START	START	START	START	START	START	START	START	START	START
8	Isiah Cox	12/0	XXX	XXX	XXX	XXX	XXX	XXX	XXX	XXX	XXX	XXX	XXX	XXX
9	Daniel Grzesiak	12/12	START	START	START	START	START	START	START	START	START	START	START	START
9	Aaron Turner	12/0	XXX	XXX	XXX	XXX	XXX	XXX	XXX	XXX	XXX	XXX	XXX	XXX
10	Jack Perry	0/0	...	...	...	...	...	...	...	...	...	...	...	...
10	Bryon Threats	12/9	START	START	START	START	START	START	START	XXX	START	XXX	START	XXX
11	Donovan Ollie	12/2	XXX	XXX	XXX	XXX	XXX	START	START	XXX	XXX	XXX	XXX	XXX
11	Jayden Davis	2/0	...	...	...	...	...	...	...	...	...	XXX	XXX	...
12	Justin Harris	12/7	XXX	START	START	START	START	START	START	START	XXX	XXX	XXX	XXX
12	Brady Drogosh	1/0	XXX	...	...	...	...	...	...	...	...	...	...	...
13	Jacob Hoying	0/0	...	...	...	...	...	...	...	...	...	...	...	...
13	Kyree Moyston	0/0	...	...	...	...	...	...	...	...	...	...	...	...
14	Rayquan Adkins	9/1	...	XXX	XXX	XXX	XXX	...	...	XXX	XXX	START	XXX	XXX
14	Barry Jackson Jr.	4/0	XXX	...	...	...	...	...	...	...	XXX	XXX	...	XXX
15	Taj Ward	12/12	START	START	START	START	START	START	START	START	START	START	START	START
15	Will Kocher	0/0	...	...	...	...	...	...	...	...	...	...	...	...
16	Brady Lichtenberg	7/1	XXX	...	...	...	...	XXX	...	XXX	XXX	XXX	START	XXX
16	Jabril White	3/0	XXX	...	...	...	...	XXX	...	...	...	...	XXX	...
17	Joey Beljan	0/0	...	...	...	...	...	...	...	...	...	...	...	...
17	Brian Simms III	2/0	...	...	...	...	...	...	...	XXX	...	XXX	...	...
18	Trevor Carter	0/0	...	...	...	...	...	...	...	...	...	...	...	...
19	Tyler Gillison	10/0	XXX	XXX	...	XXX	XXX	XXX	XXX	XXX	...	XXX	XXX	XXX
20	Oliver Bridges	8/0	XXX	XXX	XXX	XXX	XXX	XXX	...	...	XXX	...	XXX	...
21	Corey Kiner	12/12	START	START	START	START	START	START	START	START	START	START	START	START
21	Kalen Carroll	8/4	XXX	...	...	...	XXX	XXX	...	XXX	START	START	START	START
22	Ryan Montgomery	8/0	XXX	XXX	XXX	XXX	...	...	...	...	XXX	XXX	XXX	XXX
22	Jonathan Thompson	12/4	XXX	XXX	XXX	XXX	XXX	START	START	START	XXX	XXX	XXX	START
23	Daved Jones Jr.	6/0	XXX	XXX	XXX	XXX	XXX	XXX	...	...	...	...	...	...
24	Todd Bumphis	11/0	XXX	...	XXX	XXX	XXX	XXX	XXX	XXX	XXX	XXX	XXX	XXX
25	Shaun Thomas	7/0	XXX	...	...	...	...	XXX	...	XXX	XXX	XXX	XXX	XXX
26	Myles Montgomery	12/0	XXX	XXX	XXX	XXX	XXX	XXX	XXX	XXX	XXX	XXX	XXX	XXX
27	Ken Willis	12/2	XXX	XXX	XXX	START	XXX	XXX	XXX	START	XXX	XXX	XXX	XXX
29	Manny Covey	0/0	...	...	...	...	...	...	...	...	...	...	...	...
30	Au'braylen Million	0/0	...	...	...	...	...	...	...	...	...	...	...	...
31	Mason Fletcher	12/0	XXX	XXX	XXX	XXX	XXX	XXX	XXX	XXX	XXX	XXX	XXX	XXX
32	James Camden	12/0	XXX	XXX	XXX	XXX	XXX	XXX	XXX	XXX	XXX	XXX	XXX	XXX
33	Carter Brown	12/0	XXX	XXX	XXX	XXX	XXX	XXX	XXX	XXX	XXX	XXX	XXX	XXX
33	CJ Doggette	1/0	XXX	...	...	...	...	...	...	...	...	...	...	...
34	Caleb Schmitz	11/1	...	XXX	XXX	XXX	XXX	XXX	XXX	XXX	XXX	XXX	XXX	START
35	Brady Young	0/0	...	...	...	...	...	...	...	...	...	...	...	...
36	Victor Dawson	0/0	...	...	...	...	...	...	...	...	...	...	...	...
37	Trevor Adams	1/0	XXX	...	...	...	...	...	...	...	...	...	...	...
38	Nijal Mooney	0/0	...	...	...	...	...	...	...	...	...	...	...	...
39	Bryce Burton	12/0	XXX	XXX	XXX	XXX	XXX	XXX	XXX	XXX	XXX	XXX	XXX	XXX
39	Cincear Lewis	0/0	...	...	...	...	...	...	...	...	...	...	...	...
40	Kamari Burns	1/1	...	...	...	...	...	...	...	START	...	...	...	...

# 2023 PARTICIPATION

##	Player	GP-GS	EKU	UP	Miami	OU	BYU	IowaSt	Baylor	OSU	UCF	UH	WVU	KU
41	Quinn Staten	0/0	...	...	...	...	...	...	...	...	...	...	...	...
42	Dion Hunter	10/0	XXX	XXX	...	XXX	...	XXX	XXX	XXX	XXX	XXX	XXX	XXX
42	Stephan Byrd	1/0	XXX	...	...	...	...	...	...	...	...	...	...	...
43	George Udo	3/0	...	...	...	...	...	...	XXX	XXX	XXX	...	...	...
44	Jah-Mal Williams	10/0	XXX	XXX	XXX	XXX	XXX	XXX	...	XXX	XXX	XXX	...	XXX
45	Barak Faulk	5/1	XXX	XXX	...	XXX	START	...	XXX	...	...	...	...	...
46	Antwan Peek Jr.	12/1	XXX	XXX	XXX	XXX	XXX	XXX	XXX	START	XXX	XXX	XXX	XXX
47	Rory Bell	7/0	XXX	XXX	XXX	XXX	XXX	XXX	...	...	XXX	...	...	...
48	Weston Simmons	0/0	...	...	...	...	...	...	...	...	...	...	...	...
49	Jack Dingle	12/11	START	START	START	START	START	START	START	XXX	START	START	START	START
50	Jackson Bruscianelli	0/0	...	...	...	...	...	...	...	...	...	...	...	...
50	Evan Tengesdahl	0/0	...	...	...	...	...	...	...	...	...	...	...	...
51	Ben Blevins	0/0	...	...	...	...	...	...	...	...	...	...	...	...
52	Connor Ingram	0/0	...	...	...	...	...	...	...	...	...	...	...	...
53	Gavin Gerhardt	12/11	XXX	START	START	START	START	START	START	START	START	START	START	START
54	Dartanyan Tinsley	12/12	START	START	START	START	START	START	START	START	START	START	START	START
55	Mao Glynn II	0/0	...	...	...	...	...	...	...	...	...	...	...	...
56	Deondre Buford	12/12	START	START	START	START	START	START	START	START	START	START	START	START
57	Ryan Mullaney	12/0	XXX	XXX	XXX	XXX	XXX	XXX	XXX	XXX	XXX	XXX	XXX	XXX
58	Trevor Radosevich	7/1	START	...	...	...	XXX	...	XXX	XXX	XXX	XXX	XXX	...
61	Luke Dalton	0/0	...	...	...	...	...	...	...	...	...	...	...	...
62	Matt Mason	1/0	XXX	...	...	...	...	...	...	...	...	...	...	...
63	Nathan Hawks	7/0	XXX	...	...	...	...	...	XXX	XXX	XXX	XXX	XXX	XXX
66	Landon Fickell	0/0	...	...	...	...	...	...	...	...	...	...	...	...
67	Luke Kandra	12/12	START	START	START	START	START	START	START	START	START	START	START	START
69	Cam Jones	12/0	XXX	XXX	XXX	XXX	XXX	XXX	XXX	XXX	XXX	XXX	XXX	XXX
71	Judea Milon	0/0	...	...	...	...	...	...	...	...	...	...	...	...
74	Phillip Wilder	7/0	XXX	XXX	...	XXX	XXX	...	...	...	...	XXX	XXX	XXX
75	John Williams	12/12	START	START	START	START	START	START	START	START	START	START	START	START
76	Mitch Raifsnider	1/0	XXX	...	...	...	...	...	...	...	...	...	...	...
77	Jonathan Harder	12/0	XXX	XXX	XXX	XXX	XXX	XXX	XXX	XXX	XXX	XXX	XXX	XXX
78	Grant Edgington	0/0	...	...	...	...	...	...	...	...	...	...	...	...
79	Ethan Green	1/0	XXX	...	...	...	...	...	...	...	...	...	...	...
80	Chris Scott	6/0	XXX	XXX	XXX	XXX	XXX	...	...	...	...	...	...	XXX
81	Michael Mussari	0/0	...	...	...	...	...	...	...	...	...	...	...	...
82	Michael McCalmont	8/0	XXX	...	XXX	...	XXX	...	...	XXX	XXX	XXX	XXX	XXX
83	Ty Perkins	0/0	...	...	...	...	...	...	...	...	...	...	...	...
84	Sterling Berkhalter	2/0	XXX	...	...	...	...	...	...	...	...	...	...	XXX
85	Jair Thomas	1/0	XXX	...	...	...	...	...	...	...	...	...	...	...
85	Triston O'Brien	0/0	...	...	...	...	...	...	...	...	...	...	...	...
86	Lesley Andoh	1/0	XXX	...	...	...	...	...	...	...	...	...	...	...
87	Stanley Clyne	0/0	...	...	...	...	...	...	...	...	...	...	...	...
88	Payten Singletary	10/8	START	START	START	START	XXX	START	XXX	START	START	START	...	...
89	Jesse Meyer	0/0	...	...	...	...	...	...	...	...	...	...	...	...
90	Jalen Hunt	12/1	XXX	XXX	XXX	XXX	XXX	XXX	XXX	XXX	XXX	XXX	XXX	START
91	Drew Logan	0/0	...	...	...	...	...	...	...	...	...	...	...	...
92	Derrick Shepard Jr.	7/0	XXX	...	...	XXX	XXX	...	XXX	XXX	...	XXX	...	XXX
94	Keilan Smith	0/0	...	...	...	...	...	...	...	...	...	...	...	...
95	Justin Wodtly	11/0	XXX	XXX	XXX	XXX	XXX	XXX	XXX	XXX	XXX	XXX	...	XXX
96	Cayson Pfeiffer	12/0	XXX	XXX	XXX	XXX	XXX	XXX	XXX	XXX	XXX	XXX	XXX	XXX
96	Dominique Perry	2/0	XXX	...	...	XXX	...	...	...	...	...	...	...	...
97	Eric Phillips	12/12	START	START	START	START	START	START	START	START	START	START	START	START
99	Rob Jackson	8/0	XXX	...	XXX	XXX	XXX	XXX	...	XXX	...	XXX	XXX	...

## 2023 GAME-BY-GAME

Date	Opponent	Rushing				Receiving				Passing				Kick Returns				Punt Returns				tot off		
		no.	yds	td	lg	no.	yds	td	lg	cmp	att	int	yds	td	lg	no.	yds	td	lg	no.	yds		td	lg
09/02/2023	Eastern Ky.	44	229	3	54	23	438	6	65	23	27	0	438	6	65	2	42	0	26	4	34	0	12	667
09/09/2023	at Pittsburgh	42	216	1	68	19	155	2	30	19	27	1	155	2	30	1	15	0	15	2	5	0	3	371
09/16/2023	Miami (OH)	57	273	2	27	18	265	0	37	18	34	2	265	0	37	2	31	0	16	2	0	0	0	538
09/23/2023	Oklahoma	37	141	0	20	22	235	0	35	22	42	2	235	0	35	0	0	0	0	2	2	0	2	376
09/29/2023	at BYU	47	242	0	20	23	256	3	31	23	37	1	256	3	31	0	0	0	0	2	2	0	12	498
10/14/2023	Iowa St.	33	115	0	14	15	99	1	20	15	29	2	99	1	20	2	38	0	20	0	0	0	0	214
10/21/2023	Baylor	43	288	2	40	19	162	2	30	19	31	0	162	2	30	3	66	0	37	0	0	0	0	450
10/28/2023	at Oklahoma St.	50	277	1	63	11	165	1	53	11	25	1	165	1	53	1	20	0	20	1	5	0	5	442
11/04/2023	UCF	43	248	2	29	19	267	1	40	19	27	1	267	1	40	2	23	0	15	1	0	0	0	515
11/11/2023	at Houston	48	204	2	62	17	164	1	20	17	23	0	164	1	20	0	0	0	0	1	4	0	4	368
11/18/2023	at West Virginia	31	141	1	25	16	191	2	55	16	27	0	191	2	55	2	14	0	14	0	0	0	0	332
11/25/2023	Kansas	42	231	0	21	16	111	2	12	16	31	1	111	2	12	0	0	0	0	0	0	0	0	342
<b>Cincinnati</b>		<b>517</b>	<b>2605</b>	<b>14</b>	<b>68</b>	<b>218</b>	<b>2508</b>	<b>21</b>	<b>65</b>	<b>218</b>	<b>360</b>	<b>11</b>	<b>2508</b>	<b>21</b>	<b>65</b>	<b>15</b>	<b>249</b>	<b>0</b>	<b>37</b>	<b>15</b>	<b>52</b>	<b>0</b>	<b>12</b>	<b>5113</b>
<b>Opponents</b>		<b>397</b>	<b>2123</b>	<b>24</b>	<b>75</b>	<b>186</b>	<b>2710</b>	<b>20</b>	<b>79</b>	<b>186</b>	<b>328</b>	<b>8</b>	<b>2710</b>	<b>20</b>	<b>79</b>	<b>25</b>	<b>501</b>	<b>0</b>	<b>72</b>	<b>16</b>	<b>72</b>	<b>0</b>	<b>41</b>	<b>4833</b>

### Cincinnati Averages

Games	Avg/ rush	Avg/ catch	Pass effc	KR avg	PR avg	All purpose avg/game	Total offense avg/game
12	5.0	11.5	132.2	16.6	3.5	459.5	426.1

Date	Opponent	Tackles			Sacks	Fumble		Pass Defense			blkd kick	PAT attempts			off			
		ua	a	total		tfl-yds	no-yds	ff	fr-yds	int-yds		qbh	brup	kick	rush	rcv	saf	t/o
09/02/2023	Eastern Ky.	32	36	68	7.0-32	3-19	2	1-0	2-6	1	2	0	9-9	0	0	0	14	66
09/09/2023	at Pittsburgh	26	24	50	8.0-46	5-38	1	1-0	0-0	6	9	0	3-3	0	0	0	7	27
09/16/2023	Miami (OH)	23	28	51	5.0-19	2-12	1	1-0	1-33	2	1	0	1-1	0	1	0	0	24
09/23/2023	Oklahoma	32	42	74	6.0-22	2-14	1	1-0	0-0	3	5	0	0-0	0	0	0	0	6
09/29/2023	at BYU	21	30	51	7.0-12	0-0	0	0-0	0-0	5	3	0	3-3	0	0	0	0	27
10/14/2023	Iowa St.	30	34	64	4.0-11	2-8	0	0-0	0-0	1	3	0	1-1	0	0	0	0	10
10/21/2023	Baylor	33	34	67	10.0-36	3-19	0	0-0	0-0	3	5	0	3-3	0	1	0	0	29
10/28/2023	at Oklahoma St.	36	26	62	3.0-8	0-0	1	1-0	1-0	3	5	0	1-1	0	0	0	0	13
11/04/2023	UCF	35	26	61	6.0-14	0-0	0	0-0	0-0	4	4	0	2-2	0	0	0	0	26
11/11/2023	at Houston	30	16	46	4.0-10	1-6	0	0-0	3-45	2	4	0	3-3	0	0	0	3	24
11/18/2023	at West Virginia	42	24	66	4.0-9	0-0	0	0-0	1-16	0	1	0	3-3	0	0	0	7	21
11/25/2023	Kansas	24	28	52	4.0-11	0-0	1	0-0	0-0	3	1	0	1-1	0	0	0	0	16
<b>Cincinnati</b>		<b>364</b>	<b>348</b>	<b>712</b>	<b>68.0-230</b>	<b>18-116</b>	<b>7</b>	<b>5-0</b>	<b>8-100</b>	<b>33</b>	<b>43</b>	<b>0</b>	<b>30-30</b>	<b>0</b>	<b>2</b>	<b>0</b>	<b>31</b>	<b>289</b>
<b>Opponents</b>		<b>433</b>	<b>526</b>	<b>959</b>	<b>68.0-245</b>	<b>27-150</b>	<b>9</b>	<b>6-15</b>	<b>11-109</b>	<b>34</b>	<b>36</b>	<b>1</b>	<b>45-45</b>	<b>0</b>	<b>0</b>	<b>0</b>	<b>38</b>	<b>360</b>

Date	Opponent	Punting							Field Goals			Kickoffs						
		no.	yds	avg	long	blkd	tb	fc	50+	i20	md-att	long	blkd	no.	yds	avg	tb	ob
09/02/2023	Eastern Ky.	1	45	45.0	45	0	0	1	0	1	1-1	46	0	11	692	62.9	4	0
09/09/2023	at Pittsburgh	5	198	39.6	47	0	0	2	0	2	2-2	47	0	6	357	59.5	4	0
09/16/2023	Miami (OH)	2	88	44.0	52	0	0	2	1	2	3-4	28	1	6	365	60.8	3	0
09/23/2023	Oklahoma	4	193	48.3	57	0	0	2	2	3	2-3	54	0	3	185	61.7	2	0
09/29/2023	at BYU	3	125	41.7	46	0	0	2	0	1	2-2	33	0	6	333	55.5	3	1
10/14/2023	Iowa St.	5	234	46.8	50	0	0	2	1	3	1-1	36	0	3	149	49.7	0	0
10/21/2023	Baylor	4	182	45.5	50	0	0	0	1	1	0-0	0	0	5	320	64.0	3	0
10/28/2023	at Oklahoma St.	6	246	41.0	48	0	0	3	0	3	0-1	0	0	3	193	64.3	0	0
11/04/2023	UCF	2	89	44.5	45	0	0	0	0	1	2-2	39	0	5	313	62.6	3	0
11/11/2023	at Houston	3	129	43.0	48	0	0	1	0	2	1-1	31	0	5	304	60.8	1	0
11/18/2023	at West Virginia	6	251	41.8	48	0	0	2	0	3	0-0	0	0	4	260	65.0	2	0
11/25/2023	Kansas	4	155	38.8	51	0	0	2	1	1	1-2	49	0	4	212	53.0	1	0
<b>Cincinnati</b>		<b>45</b>	<b>1935</b>	<b>43.0</b>	<b>57</b>	<b>0</b>	<b>0</b>	<b>19</b>	<b>6</b>	<b>23</b>	<b>15-19</b>	<b>54</b>	<b>1</b>	<b>61</b>	<b>3683</b>	<b>60.4</b>	<b>26</b>	<b>1</b>

## 2023 DEFENSE

##	Player	gp	Tackles			tfl/yds	Sacks	Pass defense			Fumbles		blkd	
			ua	a	tot		no-yds	int-yds	brup	qbh	fr-yds	ff	kick	saf
3	Deshawn Pace	11	42	38	80	11-18	1.5-4	1-25	6	6	1-0	1	.	.
10	Bryon Threats	12	36	21	57	3-8	1-5	2-39	6	1	.	1	.	.
6	Dorian Jones	11	24	32	56	2.5-10	1-6	1-0	2	1	.	.	.	.
15	Taj Ward	12	32	23	55	3.5-5	0.5-1	.	2	.	1-0	2	.	.
49	Jack Dingle	12	28	25	53	5-16	1-11	.	1	2	2-0	.	.	.
9	Daniel Grzesiak	12	22	24	46	6.5-28	3.5-18	.	3	3	1-0	1	.	.
2	Dontay Corleone	12	22	17	39	6.5-32	3-24	.	1	2	.	1	.	.
1	Jordan Young	12	22	12	34	1-2	.	1-0	7	.	.	.	.	.
12	Justin Harris	12	19	12	31	3-8	.	1-0	6	1	.	.	.	.
22	Jonathan Thompson	12	20	11	31	4-11	.	.	.	5	.	.	.	.
0	Jowon Briggs	12	9	18	27	6-15	2-5	.	.	2	.	.	.	.
27	Ken Willis	12	12	11	23	1-1	.	2-36	.	.	.	.	.	.
46	Antwan Peek Jr.	12	10	7	17	.	.	.	.	.	.	.	.	.
5	D.J. Taylor	12	6	10	16	.	.	.	.	.	.	.	.	.
19	Tyler Gillison	10	5	10	15	2.5-10	.	.	1	.	.	.	.	.
97	Eric Phillips	12	8	6	14	5.5-34	2-18	.	1	5	.	1	.	.
95	Justin Wodtly	11	4	9	13	1.5-14	1-13	.	1	3	.	.	.	.
4	Malik Vann	12	5	7	12	1.5-11	1.5-11	.	1	.	.	.	.	.
21	Kalen Carroll	8	7	5	12	.	.	.	5	.	.	.	.	.
42	Dion Hunter	10	3	8	11	0.5-0	.	.	.	1	.	.	.	.
32	James Camden	12	1	7	8	.	.	.	.	.	.	.	.	.
99	Rob Jackson	8	1	7	8	2-4	.	.	.	.	.	.	.	.
9	Aaron Turner	12	4	2	6	.	.	.	.	.	.	.	.	.
44	Jah-Mal Williams	10	3	3	6	.	.	.	.	.	.	.	.	.
24	Todd Bumphis	11	4	1	5	.	.	.	.	.	.	.	.	.
57	Ryan Mullaney	12	1	3	4	.	.	.	.	.	.	.	.	.
4	Ethan Wright	4	2	2	4	.	.	.	.	.	.	.	.	.
92	Derrick Shepard Jr.	7	1	3	4	0.5-1	.	.	.	.	.	.	.	.
96	Cayson Pfeiffer	12	1	2	3	.	.	.	.	.	.	.	.	.
90	Jalen Hunt	12	1	2	3	0.5-1	.	.	.	1	.	.	.	.
20	Oliver Bridges	8	2	1	3	.	.	.	.	.	.	.	.	.
8	Isiah Cox	12	1	1	2	.	.	.	.	.	.	.	.	.
43	George Udo	3	.	1	1	.	.	.	.	.	.	.	.	.
22	Ryan Montgomery	8	.	1	1	.	.	.	.	.	.	.	.	.
5	Emory Jones	12	1	.	1	.	.	.	.	.	.	.	.	.
0	Braden Smith	12	1	.	1	.	.	.	.	.	.	.	.	.
7	Sammy Anderson Jr.	2	1	.	1	.	.	.	.	.	.	.	.	.
45	Barak Faulk	5	.	1	1	0.5-1	.	.	.	.	.	.	.	.
53	Gavin Gerhardt	12	.	1	1	.	.	.	.	.	.	.	.	.
8	Xzavier Henderson	12	1	.	1	.	.	.	.	.	.	.	.	.
67	Luke Kandra	12	.	1	1	.	.	.	.	.	.	.	.	.
26	Myles Montgomery	12	1	.	1	.	.	.	.	.	.	.	.	.
33	CJ Doggette	1	1	.	1	.	.	.	.	.	.	.	.	.
37	Trevor Adams	1	.	1	1	.	.	.	.	.	.	.	.	.
14	Rayquan Adkins	9	.	1	1	.	.	.	.	.	.	.	.	.
16	Jabril White	3	.	1	1	.	.	.	.	.	.	.	.	.
33	Carter Brown	12	.	.	.	.	.	.	.	.	.	.	.	.
	<b>Totals</b>	<b>12</b>	<b>364</b>	<b>348</b>	<b>712</b>	<b>68-230</b>	<b>18-116</b>	<b>8-100</b>	<b>43</b>	<b>33</b>	<b>5-0</b>	<b>7</b>	<b>0</b>	<b>0</b>
	Opponents	12	433	526	959	68-245	27-150	11-109	36	34	6-15	9	1	0

## 2023 OPPONENT GAME-BY-GAME

Date	Opponent	Rushing				Receiving				Passing				Kick Returns				Punt Returns				tot off		
		no.	yds	td	lg	no.	yds	td	lg	cmp	att	int	yds	td	lg	no.	yds	td	lg	no.	yds		td	lg
09/02/2023	Eastern Ky.	32	125	0	34	13	177	1	23	13	25	2	177	1	23	6	118	0	26	0	0	0	0	302
09/09/2023	at Pittsburgh	29	83	0	38	10	179	3	60	10	32	0	179	3	60	2	28	0	20	2	8	0	11	262
09/16/2023	Miami (OH)	29	121	1	26	12	237	3	79	12	20	1	237	3	79	3	48	0	29	0	0	0	0	358
09/23/2023	Oklahoma	34	103	1	19	26	322	1	49	26	38	0	322	1	49	1	9	0	9	1	7	0	7	425
09/29/2023	at BYU	28	70	2	29	14	225	2	59	14	25	0	225	2	59	2	18	0	18	1	-1	0	0	295
10/14/2023	Iowa St.	38	123	1	20	15	241	2	75	15	25	0	241	2	75	2	110	0	72	3	3	0	2	364
10/21/2023	Baylor	28	80	1	20	25	316	1	55	25	42	0	316	1	55	1	17	0	17	4	52	0	41	396
10/28/2023	at Oklahoma St.	37	315	4	75	17	286	2	67	17	34	1	286	2	67	2	53	0	35	2	-4	0	0	601
11/04/2023	UCF	39	228	4	27	13	165	0	40	13	23	0	165	0	40	1	14	0	14	0	0	0	0	393
11/11/2023	at Houston	23	139	0	35	16	102	2	18	16	28	3	102	2	18	1	11	0	11	1	7	0	7	241
11/18/2023	at West Virginia	46	424	5	47	12	210	1	75	12	19	1	210	1	75	1	21	0	21	2	0	0	0	634
11/25/2023	Kansas	34	312	5	50	13	250	2	40	13	17	0	250	2	40	3	54	0	22	0	0	0	0	562
<b>Opponents</b>		<b>397</b>	<b>2123</b>	<b>24</b>	<b>75</b>	<b>186</b>	<b>2710</b>	<b>20</b>	<b>79</b>	<b>186</b>	<b>328</b>	<b>8</b>	<b>2710</b>	<b>20</b>	<b>79</b>	<b>25</b>	<b>501</b>	<b>0</b>	<b>72</b>	<b>16</b>	<b>72</b>	<b>0</b>	<b>41</b>	<b>4833</b>
<b>Cincinnati</b>		<b>517</b>	<b>2605</b>	<b>14</b>	<b>68</b>	<b>218</b>	<b>2508</b>	<b>21</b>	<b>65</b>	<b>218</b>	<b>360</b>	<b>11</b>	<b>2508</b>	<b>21</b>	<b>65</b>	<b>15</b>	<b>249</b>	<b>0</b>	<b>37</b>	<b>15</b>	<b>52</b>	<b>0</b>	<b>12</b>	<b>5113</b>

### Opponents Averages

Games	Avg/ rush	Avg/ catch	Pass effic	KR avg	PR avg	All purpose avg/game	Total offense avg/game
12	5.3	14.6	141.4	20.0	4.5	459.6	402.8

Date	Opponent	Tackles			Sacks no-yds	Fumble ff fr-yds	Pass Defense			blkd kick	PAT attempts			off								
		ua	a	total			tfl-yds	int-yds	qbh		brup	kick	kick	rush	rcv	saf	t/o	pts				
09/02/2023	Eastern Ky.	33	60	93	6.0-20	2	1-0	0	0	1	0	1-1	0	0	0	0	0	13				
09/09/2023	at Pittsburgh	34	44	78	6.0-20	3	0-0	1	2	8	1	3-3	0	0	0	0	21					
09/16/2023	Miami (OH)	40	70	110	6.0-18	2	0-0	2	25	3	5	4-4	0	0	0	0	31					
09/23/2023	Oklahoma	33	42	75	7.0-23	2	0-0	2	0	2	3	2-2	0	0	0	0	20					
09/29/2023	at BYU	38	54	92	2.0-11	1	1-0	1	42	1	3	5-5	0	0	0	14	35					
10/14/2023	Iowa St.	27	38	65	6.0-21	2	1-0	2	0	3	3	3-3	0	0	0	3	30					
10/21/2023	Baylor	39	38	77	7.0-25	2	1-15	0	0	1	6	2-2	0	0	0	0	32					
10/28/2023	at Oklahoma St.	41	34	75	6.0-17	1	1-0	1	16	7	2	6-6	0	0	0	7	45					
11/04/2023	UCF	40	40	80	9.0-34	4	1-0	1	24	2	1	4-4	0	0	0	7	28					
11/11/2023	at Houston	48	32	80	9.0-33	5	2-1	0	0	4	1	2-2	0	0	0	0	14					
11/18/2023	at West Virginia	31	28	59	4.0-23	3	2-2	0	0	2	4	6-6	0	0	0	0	42					
11/25/2023	Kansas	29	46	75	0.0-0	0	0-0	1	0	1	6	7-7	0	0	0	7	49					
<b>Opponents</b>		<b>433</b>	<b>526</b>	<b>959</b>	<b>68.0-245</b>	<b>27</b>	<b>150</b>	<b>9</b>	<b>6</b>	<b>15</b>	<b>11</b>	<b>109</b>	<b>34</b>	<b>36</b>	<b>1</b>	<b>45</b>	<b>45</b>	<b>0</b>	<b>0</b>	<b>0</b>	<b>38</b>	<b>360</b>
<b>Cincinnati</b>		<b>364</b>	<b>348</b>	<b>712</b>	<b>68.0-230</b>	<b>18</b>	<b>116</b>	<b>7</b>	<b>5</b>	<b>0</b>	<b>8</b>	<b>100</b>	<b>33</b>	<b>43</b>	<b>0</b>	<b>30</b>	<b>30</b>	<b>0</b>	<b>2</b>	<b>0</b>	<b>31</b>	<b>289</b>

Date	Opponent	Punting										Field Goals			Kickoffs				
		no.	yds	avg	long	blkd	tb	fc	50+	i20	md-att	long	blkd	no.	yds	avg	tb	ob	
09/02/2023	Eastern Ky.	4	188	47.0	52	0	0	0	1	1	2	2	43	0	4	257	64.3	2	0
09/09/2023	at Pittsburgh	5	237	47.4	59	0	1	0	2	1	0	1	0	0	4	253	63.3	3	0
09/16/2023	Miami (OH)	4	208	52.0	63	0	0	1	2	3	1	1	20	0	5	325	65.0	3	0
09/23/2023	Oklahoma	6	232	38.7	45	0	0	1	0	2	2	2	34	0	5	322	64.4	3	0
09/29/2023	at BYU	6	306	51.0	66	0	2	1	3	3	0	1	0	0	6	390	65.0	6	0
10/14/2023	Iowa St.	3	126	42.0	55	0	1	1	1	1	3	3	34	0	7	447	63.9	5	0
10/21/2023	Baylor	2	99	49.5	51	0	0	1	1	1	4	4	54	0	8	488	61.0	3	0
10/28/2023	at Oklahoma St.	3	133	44.3	52	0	0	0	1	3	1	3	28	0	8	494	61.8	2	0
11/04/2023	UCF	4	172	43.0	64	0	0	3	1	1	0	1	0	0	5	277	55.4	2	0
11/11/2023	at Houston	5	231	46.2	61	0	0	0	1	2	0	0	0	0	2	125	62.5	1	0
11/18/2023	at West Virginia	1	56	56.0	56	0	1	0	1	0	0	1	0	0	7	427	61.0	0	0
11/25/2023	Kansas	3	101	33.7	38	0	0	2	0	1	0	0	0	0	8	515	64.4	5	1
<b>Opponents</b>		<b>46</b>	<b>2089</b>	<b>45.4</b>	<b>66</b>	<b>0</b>	<b>5</b>	<b>10</b>	<b>14</b>	<b>19</b>	<b>13</b>	<b>19</b>	<b>54</b>	<b>0</b>	<b>69</b>	<b>4320</b>	<b>62.6</b>	<b>35</b>	<b>1</b>

## 2023 RESULTS

	Date	Opponent		Score	Overall	Conf	Time	Attend
	09/02/2023	Eastern Ky.	W	66-13	1-0	0-0	3:23	38193
	09/09/2023	at Pittsburgh	W	27-21	2-0	0-0	3:20	49398
	09/16/2023	Miami (OH)	Lot1	24-31	2-1	0-0	1:35	38193
*	09/23/2023	Oklahoma	L	6-20	2-2	0-1	3:19	38193
*	09/29/2023	at BYU	L	27-35	2-3	0-2	3:26	63834
*	10/14/2023	Iowa St.	L	10-30	2-4	0-3	3:04	38193
*	10/21/2023	Baylor	L	29-32	2-5	0-4	3:28	38193
*	10/28/2023	at Oklahoma St.	L	13-45	2-6	0-5	3:24	53855
*	11/04/2023	UCF	L	26-28	2-7	0-6	3:12	38193
*	11/11/2023	at Houston	W	24-14	3-7	1-6	3:05	34312
*	11/18/2023	at West Virginia	L	21-42	3-8	1-7	3:23	43588
*	11/25/2023	Kansas	L	16-49	3-9	1-8	3:15	38193

Opponent	Score	Total	First Downs			Rushing Number-Yards	Passing		Total Offense Plays-Yards	Return Yards	Turn- Overs
			Rush	Pass	Pen		Comp-Att-Int	Yards			
Eastern Ky.	66-13	30 / 15	13 / 8	17 / 7	0 / 0	44-229 / 32-125	23-27-0 / 13-25-2	438 / 177	71-667 / 57-302	82 / 118	1 / 3
Pittsburgh	27-21	20 / 18	9 / 6	10 / 6	1 / 6	42-216 / 29-83	19-27-1 / 10-32-0	155 / 179	69-371 / 61-262	20 / 38	1 / 1
Miami (OH)	24-31	30 / 16	13 / 6	14 / 8	3 / 2	57-273 / 29-121	18-34-2 / 12-20-1	265 / 237	91-538 / 49-358	64 / 73	2 / 2
Oklahoma	6-20	21 / 21	8 / 4	12 / 16	1 / 1	37-141 / 34-103	22-42-2 / 26-38-0	235 / 322	79-376 / 72-425	2 / 16	2 / 1
BYU	27-35	26 / 17	13 / 5	13 / 10	0 / 2	47-242 / 28-70	23-37-1 / 14-25-0	256 / 225	84-498 / 53-295	2 / 59	2 / 0
Iowa St.	10-30	15 / 17	7 / 8	5 / 7	3 / 2	33-115 / 38-123	15-29-2 / 15-25-0	99 / 241	62-214 / 63-364	38 / 113	2 / 0
Baylor	29-32	21 / 22	12 / 7	9 / 14	0 / 1	43-288 / 28-80	19-31-0 / 25-42-0	162 / 316	74-450 / 70-396	66 / 84	1 / 0
Oklahoma St.	13-45	20 / 23	12 / 10	7 / 10	1 / 3	50-277 / 37-315	11-25-1 / 17-34-1	165 / 286	75-442 / 71-601	25 / 65	2 / 2
UCF	26-28	23 / 23	14 / 13	9 / 7	0 / 3	43-248 / 39-228	19-27-1 / 13-23-0	267 / 165	70-515 / 62-393	23 / 38	2 / 0
Houston	24-14	22 / 12	11 / 8	10 / 3	1 / 1	48-204 / 23-139	17-23-0 / 16-28-3	164 / 102	71-368 / 51-241	49 / 18	1 / 3
West Virginia	21-42	18 / 31	10 / 23	7 / 7	1 / 1	31-141 / 46-424	16-27-0 / 12-19-1	191 / 210	58-332 / 65-634	30 / 21	0 / 1
Kansas	16-49	21 / 23	16 / 11	5 / 11	0 / 1	42-231 / 34-312	16-31-1 / 13-17-0	111 / 250	73-342 / 51-562	0 / 54	1 / 0
<b>Totals</b>	<b>289-360</b>	<b>267 / 238</b>	<b>138 / 109</b>	<b>118 / 106</b>	<b>11 / 23</b>	<b>517-2605 / 397-2123</b>	<b>218-360-11 / 186-328-8</b>	<b>2508 / 2710</b>	<b>877-5113 / 725-4833</b>	<b>401 / 697</b>	<b>17 / 13</b>

# MILESTONE GAMES / LONGEST PLAYS ALL-TIME

## CURRENT PLAYERS SUPERLATIVES

### 300 YARDS PASSING

YDS	NAME	OPPONENT	DATE
-----	------	----------	------

### 100 YARDS RUSHING

YDS	NAME	OPPONENT	DATE
-----	------	----------	------

174	Chance Williams*	Texas Southern	9/23/23
153	Corey Kiner	at Pittsburgh	9/10/23
129	Corey Kiner	at Houston	11/11/23
129	Corey Kiner	Baylor	10/21/23
119	Chance Williams*	Bethune-Cookman	10/28/23
114	Corey Kiner	UCF	11/4/23
106	Corey Kiner	Kansas	11/25/23
106	Chance Williams*	at LSU	9/9/23
105	Corey Kiner	EKU	9/2/23

\*While at Grambling

### 100 YARDS RECEIVING

YDS	NAME	OPPONENT	DATE
-----	------	----------	------

183	Tyrin Smith^	at New Mexico	9/17/22
149	Xzavier Henderson	EKU	9/2/23
140	Xzavier Henderson	Miami (OH)	9/17/23
131	Tony Johnson\$	at USF	10/14/23
127	Tyrin Smith^	North Texas	8/27/22
121	Jamoi Mayes%	Mercer	10/22/22
117	Tyrin Smith^	Middle Tennessee	10/29/22
114	Tyrin Smith^	at FAU	10/30/21
110	Xzavier Henderson*	vs. Georgia	10/29/22
106	Tyrin Smith^	at Charlotte	10/1/22
104	Xzavier Henderson	at West Virginia	11/18/23

\*While at Florida

^While at UTEP

%While at Chattanooga

SWhile at FAU

## LONGEST PLAYS

### ALL PLAYS

1.	100 (KR)	Jadon Thompson vs. ECU (TD).....	2022
	100 (KR)	Darrin Williams vs. SEMO (TD).....	2009
	100 (KR)	Mardy Gilyard at West Virginia (TD).....	2008
	100 (KR)	Walter Heuck vs. Denison (TD).....	1910
5.	99 (KR)	Tre Tucker at Indiana (TD).....	2021
	99 (KR)	Mardy Gilyard at Pittsburgh (TD).....	2009
	99 (KR)	Keith Jenkins vs. Houston (TD).....	1975
8.	98 (PR)	Errol Prisby vs. North Texas State (TD).....	1963
	96 (I)	Bob Del Rosa vs. Oklahoma State (TD).....	19589
10.	95 (P)	Greg Cook to Tom Rossley vs. Louisville (TD).....	1968
11.	92 (FdB)	Deluan Gossett vs. Tulane (TD).....	1998
12.	91 (R)	Desmond Ridder at SMU (TD).....	2020
	91 (P)	Eric Vibberts to James Scott vs. ECU (TD).....	1994
	91 (R)	Joe Miller vs. Xavier (TD).....	1953

### RUSHING

1.	91	Desmond Ridder @ SMU (TD).....	2020
	91	Joe Miller vs. Xavier (TD).....	1953
2.	84	Hosey Williams vs. UConn.....	2015
3.	81	Michael Warren II (TD) vs. Tulane.....	2018
	80	Isaiah Pead vs. Miami (OH) (TD).....	2010
	80	Allen Harvin vs. Miami (OH).....	1982
	80	Art Bailey vs. Southern Miss (TD).....	1977
	80	Bill Bailey vs. Kansas State (TD).....	1965
	80	Dick Goist vs. William & Mary (TD).....	1953
8.	79	Jerome Ford vs. Houston (TD).....	2021
	79	Jerome Ford vs. UCF (TD).....	2021
	79	Kahlil Lewis at Purdue.....	2016
	79	Richard Hall vs. Miami (OH).....	2004
	79	Reggie Harrison vs. Louisville (TD).....	1972

### PASSING

1.	95	Greg Cook to Tom Rossley vs. Louisville (TD).....	1968
2.	91	Eric Vibberts to James Scott vs. ECU (TD).....	1994
3.	88	Gunner Kiel to Mekale McKay vs. Temple (TD).....	2015
4.	83	Gunner Kiel to Chris Moore at Ohio State (TD).....	2014
	83	Brendon Kay to Travis Kelce vs. Duke (TD).....	2012
	83	Nick Davila to Brent Celek vs. Rutgers (TD).....	2006
7.	82	Hayden Moore to Devin Gray at Tulsa (TD).....	2016
	82	Eric Vibberts to Robert Tate vs. Kansas (TD).....	1995
	82	Brig Owens to Errol Prisby vs. Dayton (TD).....	1964
10.	81	Desmond Ridder to Tyler Scott vs. Miami (OH) (TD).....	2021
	81	Zach Collaros to Armon Binns at Syracuse (TD).....	2009

### FIELD GOALS

1.	58	Jon Bacon vs. Miami (OH).....	1994
2.	55	Jake Rogers vs. Oregon State.....	2007
3.	54	Carter Brown vs. Oklahoma.....	2023
	54	Jake Rogers at Connecticut.....	2008
	54	Dan Shepherd vs. Tulsa.....	1975
6.	53	Jake Rogers at Hawai'i.....	2008
	53	Sal Casola vs. Memphis.....	1973
8.	52	Ryan Coe at SMU.....	2022
	52	Alex Bales vs. Navy.....	2021
10.	51	Andrew Gantz vs. Miami (Fla.).....	2015
	51	Steve Schultz vs. Miami (OH).....	1976
12.	50	Cole Smith vs. Tulsa.....	2019
	50	Andrew Gantz at East Carolina.....	2015
	50	Jake Rogers vs. Rutgers.....	2008
	50	Eric Richards vs. Southern Miss.....	1997
	50	Phil Insalaco vs. Miami (OH).....	1988

### KICKOFF RETURN

1.	100	Jadon Thompson vs. ECU (TD).....	2022
	100	Darrin Williams vs. SEMO (TD).....	2009
	100	Mardy Gilyard at West Virginia (TD).....	2008
	100	Walter Heuck vs. Denison (TD).....	1910
3.	99	Tre Tucker vs. Indiana (TD).....	2021
	99	Mardy Gilyard at Pittsburgh (TD).....	2009
	99	Keith Jenkins vs. Houston (TD).....	1975

### PUNT RETURN

1.	98	Errol Prisby vs. North Texas State (TD).....	1963
2.	85	Dom Del Bene vs. Hardin-Simmons (TD).....	1951
3.	84	Joe Morrison vs. Marquette (TD).....	1956
4.	78	Tinker Keck vs. Louisville (TD).....	1997
	78	Tony Jackson vs. Dayton (TD).....	1967

### PUNTS

1.	84	Mason Fletcher at SMU.....	2022
2.	78	Mike Connell vs. Louisiana-Lafayette.....	1976
3.	76	Pat O'Donnell vs. NC State.....	2011
4.	75	Clem Fennell at Louisville.....	1971
5.	72	James Smith at Temple.....	2018
	72	Doug Johnson vs. Memphis.....	1997
7.	69	Adam Wulfbeck at Army.....	2001
8.	68	Jeff Blaylock at Tulsa.....	1993
9.	67	Mason Fletcher vs. Miami (Ohio).....	2022
	67	Shaun Burdick vs. Virginia Tech.....	1985
	67	Dave Ritchie at Houston.....	1959

### INTERCEPTION RETURN

1.	96	Bob Del Rosa vs. Oklahoma State (TD).....	1958
2.	88	Joe Morrison vs. Dayton (TD).....	1956
3.	87	Joe Morrison vs. Wichita State (TD).....	1956
4.	84	DeAngelo Smith vs. Rutgers (TD).....	2006
5.	83	Shawn Ferguson vs. Memphis (TD).....	1998
	83	Art Sheffield vs. Indiana State (TD).....	1988
7.	80	Gene Gibson vs. Mississippi State (TD).....	1949
8.	79	Mike Mickens vs. South Florida (TD).....	2007
9.	78	Barry Maroney vs. Dayton (TD).....	1956
10.	77	Greg Butler vs. Villanova (TD).....	1972

### FUMBLE RETURN

1.	92	Deluan Gossett vs. Tulane (TD).....	1998
2.	82	Ivan Fields @ Memphis (TD).....	2000
3.	76	Deven Drane vs. Fordham (TD).....	2012
4.	75	John Vitro vs. Richmond (TD).....	1975
5.	54	Maalik Bomar vs. Akron (TD).....	2011
6.	53	Grant Coleman vs. Houston.....	2016
7.	43	Fran Callicott vs. North Texas (TD).....	2002
8.	39	Kevin McCullough vs. USF (TD).....	2006
9.	39	Antwan Peek @ Temple.....	2002
10.	32	Jim O'Connell @ Ohio (TD).....	1977

## OFFENSIVE RECORDS - RUSHING

## RUSHING

## GAME RECORDS

## Rushing Attempts

1.	45	Steve Cowan vs. Ohio.....	1970
2.	41	DeMarco McCleskey vs. ECU.....	1998
3.	39	Lloyd Pate vs. Wichita State.....	1967
4.	37	Robert Cooper vs. Miami (OH).....	1999
5.	36	Robert Cooper vs. Memphis.....	1999
	36	Daryl Royal vs. Miami (OH).....	1996
	36	Reggie Taylor vs. Miami (OH).....	1986
	36	David Small vs. Toledo.....	1993
9.	35	Reggie Harrison at Ohio.....	1973
	35	DeMarco McCleskey vs. Houston.....	1998
	35	Michael Warren II at UCLA.....	2018

## Rushing Yards

1.	306	Bob Hynes vs. Case Western Reserve.....	1923
2.	282	Daryl Royal vs. Miami (OH).....	1996
3.	267	Clem Turner vs. Kansas State.....	1966
4.	266	Steve Cowan vs. Ohio.....	1970
5.	259	Reggie Taylor vs. Miami (OH).....	1986
6.	238	Richard Hall vs. Miami (OH).....	2004
7.	234	DeMarco McCleskey vs. ECU.....	1998
8.	233	David Small vs. Kent State.....	1992
9.	219	David Small vs. Middle Tennessee State.....	1991
10.	213	Isaiah Pead vs. Rutgers.....	2010

## Rushing Touchdowns

1.	6	Ike Stewart vs. Transylvania.....	1912
	6	Bob Heuck vs. Transylvania.....	1912
3.	4	six times, last by Jerome Ford vs. UCF.....	2021
		and Isaiah Pead vs. Rutgers.....	2010

## Three Backs with 100+ Yards in a Game

1970	vs. Xavier	Albert Johnson.....	130
		Dick James.....	119
		Steve Cowan.....	105

## Two Backs with 100+ Yards in a Game

2023	vs. UCF	Corey Kiner.....	114
		Ryan Montgomery.....	113
	vs. Baylor	Corey Kiner.....	129
		Myles Montgomery.....	103
	vs. Miami (Ohio)	Ryan Montgomery.....	104
		Emory Jones.....	101
2018	vs. ECU	Charles McClelland.....	114
		Tavion Thomas.....	106
	vs. AAMU	Tavion Thomas.....	141
		Charles McClelland.....	121
2015	vs. UConn	Hosey Williams.....	140
		Mike Boone.....	117
2014	at Tulane	Rod Moore.....	124
		Mike Boone.....	113
2003	vs. ECU	Derrick Eddington.....	138
		Richard Hall.....	117
1991	at Kent State	Vince Powell.....	121
		David Small.....	118
1991	at Louisville	Vince Powell.....	140
		David Small.....	111
1985	at Louisville	Reggie Taylor.....	126
		Robert Williams.....	100
1977	vs. Tulsa	Gus Tucker.....	143
		Bob Massong.....	101
1966	vs. Kansas State	Clem Turner.....	267
		Tony Jackson.....	118
1964	vs. Tulsa	Brig Owens.....	163
		Al Nelson.....	106

## RUSHING

## SEASON RECORDS

## Rushing Attempts

1.	315	DeMarco McCleskey.....	2002
2.	264	Reggie Taylor.....	1985
3.	261	Michael Warren II.....	2019
4.	256	Reggie Taylor.....	1986
5.	246	James Bettis.....	1981
6.	244	Michael Warren II.....	2018
7.	243	George Winn.....	2012
8.	239	Steve Cowan.....	1970
9.	237	Isaiah Pead.....	2011
10.	233	Allen Harvin.....	1978

## Rushing Yards (1,000+)

1.	1,361	DeMarco McCleskey.....	2002
2.	1,334	George Winn.....	2012
3.	1,329	Michael Warren II.....	2018
4.	1,325	Reggie Taylor.....	1986
5.	1,319	Jerome Ford.....	2021
6.	1,283	Allen Harvin.....	1978
7.	1,265	Michael Warren II.....	2019
8.	1,259	Isaiah Pead.....	2011
9.	1,245	Robert Cooper.....	1999
10.	1,226	James Bettis.....	1981
11.	1,197	Steve Cowan.....	1970
12.	1,179	David Small.....	1993
13.	1,161	Allen Harvin.....	1982
14.	1,112	Reggie Taylor.....	1985
15.	1,106	James Bettis.....	1980
16.	1,047	Corey Kiner.....	2023
17.	1,029	Isaiah Pead.....	2010
18.	1,021	Reggie Taylor.....	1984
19.	1,012	Richar Hall.....	2004
20.	1,004	David Small.....	1991

## Rushing Average (Minimum 50 Attempts)

1.	8.77	Dick Goist.....	1953
2.	7.70	Charles McClelland.....	2018
3.	7.62	Joe Miller.....	1953
4.	7.54	Jim Niemann.....	1954
5.	7.20	Mike Boone.....	2015
6.	7.05	Roger Stephens.....	1947
7.	6.70	Isaiah Pead.....	2010
8.	6.60	Isaiah Pead.....	2010
9.	6.48	Myles Montgomery.....	2023
10.	6.40	Mike Boone.....	2014

## Rushing Touchdowns

1.	19	Jerome Ford.....	2021
	19	Michael Warren II.....	2018
3.	17	David Small.....	1993
4.	15	DeMarco McCleskey.....	2002
5.	14	Michael Warren II.....	2019
6.	13	George Winn.....	2012
	13	Al Nelson.....	1964
8.	12	Isaiah Pead.....	2011
9.	11	six times, last by DeMarco McCleskey.....	1998

## 100-Yard Games

1.	8	Reggie Taylor.....	1986
2.	7	Michael Warren II.....	2018 / 2019
	7	James Bettis.....	1981
	7	Allen Harvin.....	1978
5.	6	eight times, last by Corey Kiner.....	2023

## Consecutive 100-Yard Games

1.	5	Allen Harvin.....	1978
	5	James Bettis.....	1980
	5	Reggie Taylor.....	1986
	5	David Small.....	1993
5.	4	six times, last by Michael Warren II.....	2018

## RUSHING

## CAREER RECORDS

## Rushing Attempts

1.	876	Reggie Taylor.....	1983-86
2.	777	DeMarco McCleskey.....	1998, 2000-02
3.	630	David Small.....	1991-93
4.	593	Allen Harvin.....	1978-82
5.	561	Robert Cooper.....	1996-99
6.	559	Michael Warren II.....	2017-19
7.	545	Isaiah Pead.....	2008-11
8.	533	James Bettis.....	1978-81
9.	502	Desmond Ridder.....	2018-21
10.	495	Al Johnson.....	1969-71

## Rushing Yards

1.	4,242	Reggie Taylor.....	1983-86
2.	3,487	DeMarco McCleskey.....	1998, 2000-02
3.	3,288	Isaiah Pead.....	2008-11
4.	2,998	Allen Harvin.....	1978-82
5.	2,963	David Small.....	1991-93
6.	2,918	Michael Warren II.....	2017-19
7.	2,786	Robert Cooper.....	1996-99
8.	2,498	James Bettis.....	1978-81
9.	2,250	Mike Boone.....	2014-17
10.	2,223	Al McKinney.....	1985-88

## Rushing Average (Min. 150 Attempts)

1.	6.65	Roger Stephens.....	1946-48
2.	6.28	Jerome Ford.....	2020-21
3.	6.12	Charles McClelland.....	2018-22
4.	6.07	Dom Del Bene.....	1951-53
5.	6.00	Isaiah Pead.....	2008-11
6.	5.72	Joe Miller.....	1953-55
7.	5.60	Gerrid Doaks.....	2016-
8.	5.52	Bill Bailey.....	1963-65
9.	5.40	Mike Boone.....	2014-17
10.	5.33	George Winn.....	2009-12

## Rushing Touchdowns

1.	37	DeMarco McCleskey.....	1998, 2000-02
2.	34	Michael Warren II.....	2017-19
3.	31	David Small.....	1991-93
4.	28	Desmond Ridder.....	2018-21
5.	27	Jerome Ford.....	2020-21
	27	Isaiah Pead.....	2008-11
7.	25	Reggie Harrison.....	1971-73
8.	24	Mike Boone.....	2014-17
	24	Reggie Taylor.....	1983-86
10.	22	Bob Heuck.....	1910-12

## 300-Yard Games

1.	1	Bob Hynes.....	1923
----	---	----------------	------

## 200-Yard Games

1.	4	David Small.....	1991-93
2.	2	Robert Cooper.....	1999
3.	1	10 tied, last by Mike Boone (212).....	2014

## 100-Yard Games

1.	21	Reggie Taylor.....	1983-86
2.	14	Michael Warren II.....	2017-19
	14	DeMarco McCleskey.....	1998, 2000-02
	14	David Small.....	1991-93
5.	13	James Bettis.....	1978-81
6.	12	Allen Harvin.....	1978-82
7.	11	Isaiah Pead.....	2008-11
8.	9	Robert Cooper.....	1996-99
	9	Al McKinney.....	1985-88
9.	7	Five tied, last by Corey Kiner.....	2022-Present

# OFFENSIVE RECORDS - PASSING

## PASSING GAME RECORDS

### Passing Attempts

1.	59	Deontey Kenner vs. Southern Miss.	1999
2.	57	Gunner Kiel at Miami (Fla.)	2014
3.	56	Hayden Moore at UConn	2016
	56	Greg Cook vs. Ohio	1968
5.	53	Hayden Moore at Memphis	2015
	53	Zach Collaros vs. USF	2010

### Passing Completions

1.	35	Deontey Kenner vs. Southern Miss.	1999
	35	Greg Cook vs. Ohio	1968
3.	33	Desmond Ridder at SMU	2018
4.	32	Tony Pike vs. Illinois	2009
5.	31	Desmond Ridder at USF	2021
	31	Hayden Moore at Memphis	2015
	31	Gunner Kiel at Miami (Fla.)	2014
	31	Gino Guidugli vs. Army	2001
	31	Greg Cook vs. Miami (OH)	1968

### Passing Yards

1.	557	Hayden Moore at Memphis	2015
2.	554	Greg Cook vs. Ohio	1968
3.	523	Gunner Kiel at Houston	2015
4.	480	Zach Collaros vs. Connecticut	2009
5.	463	Zach Collaros vs. USF	2010
6.	436	Gunner Kiel vs. ECU	2014
7.	431	Ben Mauk vs. Syracuse	2007
8.	427	Gunner Kiel vs. Temple	2015
	418	Gunner Kiel vs. Toledo	2014
10.	407	Deontey Kenner vs. Southern Miss.	1999
	407	Greg Cook vs. Miami (OH)	1968

### Passing Touchdowns

1.	6	Gunner Kiel vs. Toledo	2014
	6	Tony Pike vs. Illinois	2009
3.	5	Emory Jones vs. ECU	2023
	5	Gunner Kiel vs. UCF	2015
	5	Zach Collaros at Louisville	2010
	5	Gino Guidugli vs. Southern Miss.	2004
7.	4	25 times, last by Desmond Ridder vs. Miami (OH)	2021

### Pass Interceptions

1.	6	Mike Shoemaker vs. Xavier	1972
----	---	---------------------------	------

## PASSING SEASON RECORDS

### Passing Attempts

1.	472	Gino Guidugli	2002
2.	425	Gino Guidugli	2003
3.	411	Greg Cook	1968
4.	390	Gunner Kiel	2014
5.	386	Ben Mauk	2007
6.	383	Zach Collaros	2010
7.	379	Deontey Kenner	1999
8.	369	Danny McCoin	1986
9.	360	Brendon Kay	2013
10.	350	Troy Bodine	1984

### Passing Completions

1.	258	Gino Guidugli	2002
2.	251	Desmond Ridder	2021
3.	247	Brendon Kay	2013
4.	237	Danny McCoin	1986
5.	235	Ben Mauk	2007
6.	233	Gunner Kiel	2014
7.	227	Gino Guidugli	2003
8.	225	Zach Collaros	2010
9.	219	Greg Cook	1968
10.	213	Ben Bryant	2022

## PASSING SEASON RECORDS (CONT.)

### Passing Yards

1.	3,543	Gino Guidugli	2002
2.	3,334	Desmond Ridder	2021
3.	3,272	Greg Cook	1968
4.	3,254	Gunner Kiel	2014
5.	3,121	Brendon Kay	2013
	3,121	Ben Mauk	2007
7.	2,902	Zach Collaros	2010
8.	2,831	Danny McCoin	1986
9.	2,777	Gunner Kiel	2015
10.	2,731	Ben Bryant	2022

### Passing Completion Percentage (Min. 100 Att.)

1.	.750	Zach Collaros	2009
2.	.686	Brendon Kay	2013
3.	.652	Gunner Kiel	2015
4.	.649	Desmond Ridder	2021
5.	.642	Danny McCoin	1986
6.	.630	Brendon Kay	2012
7.	.626	Eric Vibberts	1994
8.	.624	Desmond Ridder	2018
9.	.624	Tony Pike	2009
10.	.614	Gino Guidugli	2004
	.614	Tony Pike	2008

### Passing Yards per Completion (Min. 50 Completions)

1.	18.74	Albert Johnson	1969
2.	16.22	Gene Rossi	1951
3.	15.59	Gene Rossi	1952
4.	15.42	Zach Collaros	2009
5.	15.07	Greg Cook	1967
6.	14.98	Mike Murphy	1954
7.	14.97	Tom O'Malley	1949
8.	14.94	Greg Cook	1968
9.	14.92	Brendon Kay	2012
10.	14.71	Gene Rossi	1950

### Passing Efficiency (Min. 100 Attempts)

1.	195.53	Zach Collaros	2009
2.	163.07	Brendon Kay	2012
3.	158.70	Desmond Ridder	2021
4.	155.50	Brendon Kay	2013
5.	151.89	Gunner Kiel	2015
6.	151.85	Nick Davila	2006
7.	150.64	Ben Mauk	2007
8.	149.82	Tony Pike	2009
9.	149.74	Gene Rossi	1952
10.	149.39	Gunner Kiel	2014

### Passing Touchdowns

1.	31	Gunner Kiel	2014
	31	Ben Mauk	2007
3.	30	Desmond Ridder	2021
4.	29	Tony Pike	2009
5.	26	Zach Collaros	2010
	26	Gino Guidugli	2004
7.	25	Greg Cook	1968
8.	22	Brendon Kay	2013
	22	Gino Guidugli	2002
10.	21	Ben Bryant	2022

### Pass Interceptions

1.	21	Gino Guidugli	2002
2.	20	Troy Bodine	1984
3.	19	Eric Vibberts	1995
4.	17	Greg Cook	1968
5.	16	Lance Harp	1992

## PASSING SEASON RECORDS (CONT.)

### Passing Touchdown-Interception Margin

1.	+23	Tony Pike	2009
2.	+22	Desmond Ridder	2021
	+22	Ben Mauk	2007
4.	+18	Gunner Kiel	2014
	+18	Gino Guidugli	2004

## PASSING CAREER RECORDS

### Passing Attempts

1.	1,556	Gino Guidugli	2001-04
2.	1,304	Desmond Ridder	2018-21
3.	954	Hayden Moore	2015-18
4.	922	Deontey Kenner	1997-2000
5.	899	Danny McCoin	1984-87
6.	833	Gunner Kiel	2014-16
7.	788	Lance Harp	1991-93
8.	783	Zach Collaros	2008-11
9.	682	Tony Pike	2007-09
10.	658	Danny Barrett	1980-82

### Passing Completions

1.	880	Gino Guidugli	2001-04
2.	810	Desmond Ridder	2018-21
3.	545	Hayden Moore	2015-18
4.	544	Danny McCoin	1984-87
5.	505	Gunner Kiel	2014-16
6.	498	Deontey Kenner	1997-2000
7.	485	Zach Collaros	2008-11
8.	421	Tony Pike	2007-09
9.	397	Lance Harp	1991-93
10.	388	Dustin Grutza	2005-08

### Completion Percentage (Min. 200 Att.)

1.	.654	Brendon Kay	2009-13
2.	.624	Zach Collaros	2008-10
3.	.621	Desmond Ridder	2018-21
	.617	Tony Pike	2007-09
5.	.615	Ben Bryant	2018-20, 2022
6.	.612	Emory Jones	2023
7.	.609	Ben Mauk	2007
8.	.606	Gunner Kiel	2014-16
9.	.605	Danny McCoin	1984-87
10.	.601	Dustin Grutza	2005-08

### Passing Yards

1.	11,453	Gino Guidugli	2001-04
2.	10,239	Desmond Ridder	2018-21
3.	6,835	Gunner Kiel	2014-16
4.	6,801	Danny McCoin	1984-87
5.	6,518	Hayden Moore	2015-18
6.	6,278	Zach Collaros	2008-11
	6,278	Deontey Kenner	1997-2000
8.	5,018	Tony Pike	2007-09
9.	4,906	Greg Cook	1966-68
10.	4,803	Lance Harp	1991-93

### Passing Yards Per Completion (Min. 100 Comp.)

1.	16.18	Mike Murphy	1953-55
2.	15.86	Albert Johnson	1969-71
3.	15.58	Gene Rossi	1949-52
4.	14.78	Greg Cook	1966-68
5.	14.38	Tom O'Malley	1947-49
6.	14.33	Brig Owens	1963-64
7.	13.84	Tony Kapetanis	1977-79
8.	13.82	Chad Plummer	1995-98
9.	13.59	Zach Collaros	2008-10
10.	13.53	Gunner Kiel	2014-16

# OFFENSIVE RECORDS - PASSING & RECEIVING

## PASSING CAREER RECORDS (CONT.)

### Touchdown Passes

1.	87	Desmond Ridder	2018-21
2.	78	Gino Guidugli	2001-04
3.	56	Gunner Kiel	2014-16
4.	51	Zach Collaros	2008-10
5.	49	Tony Pike	2007-09
6.	42	Hayden Moore	2015-18
7.	39	Danny McCoin	1984-87
8.	37	Gene Rossi	1949-52
9.	34	Greg Cook	1966-68
10.	32	Brendon Kay	2009-13

### Pass Interceptions

1.	48	Gino Guidugli	2001-04
2.	37	Deontey Kenner	1997-2000
	37	Danny Barrett	1979-82
4.	35	Greg Cook	1966-68
5.	34	Gene Rossi	1949-52
	34	Tony Kapetanis	1977-79
7.	33	Lance Harp	1991-93
8.	28	Desmond Ridder	2018-21
	28	Hayden Moore	2015-18
	28	Troy Bodine	1983-84
	28	Henry Miller	1973-76

### Passing Touchdown-Interception Margin

1.	+59	Desmond Ridder	2018-21
2.	+30	Gino Guidugli	2001-04
	+30	Gunner Kiel	2014-16
4.	+29	Tony Pike	2007-09
5.	+22	Ben Mauk	2007
6.	+20	Zach Collaros	2008-10

### Consecutive 250+ Yard Passing Games

1.	8	Greg Cook	1968
2.	7	Brendon Kay	2013

## RECEIVING GAME RECORDS

### Receptions

1.	15	Shaq Washington at ECU	2015
2.	13	Tom Rossley vs. Wichita State	1968
	13	Jon Olinger vs. Miami (OH)	2002
4.	12	8 times, last by Xzavier Henderson vs. Miami (OH)	2023

### Receiving Yards

1.	254	Tom Rossley vs. Louisville	1968
2.	240	Jon Olinger vs. Miami (OH)	2002
3.	221	Chris Moore at Ohio State	2014
	212	Jim O'Brien vs. Ohio	1968
4.	210	Marcus Barnett vs. West Virginia	2007
5.	203	Kahlil Lewis vs. ECU	2018
6.	196	Jim O'Brien vs. Tampa	1968

### Receiving Touchdowns

1.	3	Tyler Scott vs. Indiana	2022
	3	Kahlil Lewis vs. ECU	2016
	3	Chris Moore at Ohio State	2014
	3	Armon Binns at Louisville	2010
	3	Marcus Barnett vs. Syracuse	2007
	3	Hannibal Thomas vs. Southern Miss.	2004
	3	Jon Olinger at ECU	2002
	3	Deno Foster at Louisville	1983
	3	Jim O'Brien vs. Tampa	1968

## RECEIVING SEASON RECORDS

### Receptions

1.	90	Shaq Washington	2015
2.	87	Mardy Gilyard	2009
3.	84	Dominick Goodman	2008
4.	81	Mardy Gilyard	2008
5.	80	Tom Rossley	1968*
6.	75	Armon Binns	2010
	75	Shaq Washington	2013
8.	73	LaDaris Vann	2001
9.	71	LaDaris Vann	2002
10.	68	Dominick Goodman	2007

\*-10 game season

### Receiving Yards

1.	1,276	Mardy Gilyard	2008
2.	1,191	Mardy Gilyard	2009
3.	1,114	Jon Olinger	2002
4.	1,107	Jim O'Brien	1968*
5.	1,101	Armon Binns	2010
6.	1,072	Tom Rossley	1968*
7.	1,028	Dominick Goodman	2008
	1,028	Hannibal Thomas	2004
9.	982	Shaq Washington	2015
	908	Anthony McClung	2013

\*-10 game season

### Yards Per Reception (Min. 20 Rec.)

1.	25.16	Jim O'Brien	1968*
2.	22.40	Chris Moore	2014
3.	21.80	Chris Moore	2015
4.	21.75	Jason Stargel	1985
5.	21.25	Jason Stargel	1983
6.	21.04	Jim O'Brien	1969
7.	20.62	Jon Olinger	2002
8.	19.67	Aaron Hagans	1979
9.	19.48	Anthony Ladd	1996
10.	19.46	Robert Tate	1995

\*-10 game season

## RECEIVING SEASON RECORDS (CONT.)

### Touchdown Receptions

1.	13	Marcus Barnett	2007
2.	12	Jim O'Brien	1968*
3.	11	Armon Binns	2009
	11	Mardy Gilyard	2009
	11	Mardy Gilyard	2008
6.	10	Armon Binns	2010
7.	9	Tyler Scott	2022
	9	Kahlil Lewis	2018
	9	Chris Moore	2013
	9	Hannibal Thomas	2004
	9	Jim Kelly	1950

\*-10 game season

## RECEIVING CAREER RECORDS

### Receptions

1.	240	Shaq Washington	2010-15
2.	204	Mardy Gilyard	2005; 2007-09
	204	Dominick Goodman	2005-08
	204	LaDaris Vann	1999-2002
5.	168	Kahlil Lewis	2015-18
6.	159	DJ Woods	2008-11
7.	138	Armon Binns	2007-10
8.	135	Tye Keith	1999-2002
9.	127	Marcus Barnett	2007-10
10.	125	Marlon Pearce	1990-92

### Receiving Yards

1.	3,003	Mardy Gilyard	2005; 2007-09
2.	2,563	Shaq Washington	2010-15
3.	2,512	Dominick Goodman	2005-08
4.	2,483	LaDaris Vann	1999-2002
5.	2,301	Chris Moore	2012-15
6.	2,285	Jim O'Brien	1967-69
7.	2,156	DJ. Woods	2008-11
8.	2,116	Kahlil Lewis	2018
9.	2,096	Marlon Pearce	1990-92
10.	2,088	Jason Stargel	1982-86

### Yards Per Reception (Min. 50 Rec.)

1.	21.9	Jim O'Brien	1967-69
2.	19.7	Mekale McKay	2013-15
	19.7	Jason Stargel	1982-86
4.	19.3	Chris Moore	2012-15
5.	18.7	Jon Olinger	1999-2002
6.	18.4	Glen Dillhoff	1951-54
7.	18.1	Denny Jackson	1968-69
8.	17.5	Alec Pierce	2018-21
9.	17.1	Deno Foster	1981-84
10.	16.9	Dick Jarvis	1950-51

### Touchdown Receptions

1.	26	Chris Moore	2012-15
2.	25	Mardy Gilyard	2005; 2007-09
3.	22	Dominick Goodman	2005-08
4.	21	Kahlil Lewis	2015-18
	21	Armon Binns	2007-10
	21	Jim O'Brien	1967-69

### Consecutive Games With A Reception

1.	46	LaDaris Vann	1999-2002
2.	39	Shaq Washington	2010-15
3.	33	Jason Stargel	1982-86
4.	32	Dominick Goodman	2005-08
5.	27	Tye Keith	2000-02
	26	Jon Olinger	2001-02

# OFFENSIVE RECORDS - ALL-PURPOSE & SCORING

## ALL-PURPOSE YARDS (Rushing, Receiving and Returns) GAME RECORDS

Game	Yards	Player	Year
1.	381	Mardy Gilyard at Pittsburgh	2009
2.	365	Mardy Gilyard at Oklahoma	2008
3.	333	Robert Tate at Kansas	1995
4.	316	Robert Tate vs. Toledo	1995
5.	306	Bob Hynes vs. Case-Western Reserve	1923
6.	303	Mardy Gilyard vs. Connecticut	2009
7.	294	Clem Turner vs. Kansas State	1966
8.	291	D.J. Woods vs. Rutgers	2010
	288	Reggie Taylor vs. Miami (OH)	1986
10.	283	D.J. Woods, vs. Oklahoma	2010
	283	LaDaris Vann at ECU	1999

Season	Yards	Player	Year
1.	2,690	Mardy Gilyard	2009
2.	2,280	Mardy Gilyard	2008
3.	1,859	D.J. Woods	2010
4.	1,729	DeMarco McCleskey	2002
5.	1,685	Robert Tate	1995
6.	1,652	Isaiah Pead	2011
7.	1,643	Reggie Taylor	1986
8.	1,572	Roger Stephens	1947
9.	1,561	Kahlil Lewis	2018
10.	1,539	Jerome Ford	2021

Career	Yards	Player	Year
1.	5,945	Mardy Gilyard	2005-09
2.	5,322	Reggie Taylor	1983-86
3.	4,113	DeMarco McCleskey	1998, 2000-02
4.	4,104	Isaiah Pead	2008-11
5.	4,036	Al McKinney	1985-88
6.	3,799	Michael Warren II	2017-19
7.	3,738	Dominick Goodman	2005-08
8.	3,663	Allen Harvin	1978-82
9.	3,542	Robert Cooper	1996-99
10.	3,405	DJ Woods	2008-11

## TOTAL OFFENSE (Passing and Rushing) GAME RECORDS

Total Plays	Plays	Player	Year
1.	67	Desmond Ridder at SMU	2018
2.	65	Zach Collaros vs. Connecticut	2010
3.	64	Ben Mauk vs. Southern Miss	2007
	64	Greg Cook vs. Ohio	1968
5.	63	Zach Collaros vs. USF	2010
6.	62	Deontey Kenner at Southern Miss	1999
7.	60	Deontey Kenner at Ohio State	1999
8.	59	Gino Guidugli vs. UAB	2004
9.	58	Gino Guidugli vs. Ohio State	2002
	58	Deontey Kenner vs. Troy	1999

Total Yards	Yards	Player	Year
1.	564	Hayden Moore at Memphis	2015
2.	555	Zach Collaros vs. Connecticut	2009
3.	525	Greg Cook vs. Ohio	1968
4.	490	Zach Collaros vs. USF	2010
5.	436	Ben Mauk vs. Syracuse	2007
6.	426	Deontey Kenner at Southern Miss	1999
7.	410	Zach Collaros at USF	2011
8.	412	Bob Hynes vs. Case-Western Reserve	1923
9.	407	Deontey Kenner at Ohio State	1999
10.	404	Gino Guidugli vs. Louisville	2003

## ALL-PURPOSE YARDS (Rushing, Receiving and Returns) SEASON RECORDS

Total Plays	Plays	Player	Year
1.	541	Gino Guidugli	2002
2.	507	Greg Cook	1968
3.	504	Zach Collaros	2011
4.	501	Gino Guidugli	2003
5.	497	Desmond Ridder	2021
6.	486	Ben Mauk	2007
7.	477	Emory Jones	2023
8.	469	Desmond Ridder	2019
9.	460	Desmond Ridder	2018
10.	453	Gunner Kiel	2014

Total Yards	Yards	Player	Year
1.	3,699	Desmond Ridder	2021
2.	3,570	Gino Guidugli	2002
3.	3,498	Ben Mauk	2008
4.	3,396	Gunner Kiel	2014
5.	3,210	Greg Cook	1968
6.	3,104	Zach Collaros	2011
7.	3,028	Desmond Ridder	2018
8.	2,874	Hayden Moore	2017
9.	2,870	Gino Guidugli	2003
10.	2,814	Desmond Ridder	2019

## ALL-PURPOSE YARDS (Rushing, Receiving and Returns) CAREER RECORDS

Total Plays	Plays	Player	Year
1.	1,806	Desmond Ridder	2018-21
2.	1,791	Gino Guidugli	2001-04
3.	1,179	Hayden Moore	2015-18
4.	1,091	Danny McCoin	1984-87
5.	1,051	Zach Collaros	2008-11
6.	1,035	Deontey Kenner	1997-2000
7.	955	Lance Harp	1991-93
8.	935	Gunner Kiel	2014-16
9.	892	Danny Barrett	1979-82
10.	869	Dustin Grutza	2005-08

Total Yards	Yards	Player	Year
1.	12,418	Desmond Ridder	2018-21
2.	11,661	Gino Guidugli	2001-04
3.	7,000	Gunner Kiel	2014-16
4.	7,087	Zach Collaros	2008-11
5.	7,021	Hayden Moore	2015-18
6.	6,558	Deontey Kenner	1997-2000
7.	6,210	Danny McCoin	1984-87
8.	5,018	Tony Pike	2007-09
9.	4,909	Lance Harp	1991-93
10.	4,760	Greg Cook	1965-68

## TOUCHDOWNS GAME RECORDS

Touchdowns	Touchdowns	Player	Year
1.	8	Ike Stewart vs. Transylvania	1912
2.	6	Bob Heuck vs. Transylvania	1912
3.	5	Isaiah Pead vs. Rutgers	2010
4.	4	Jerome Ford vs. UCF	2021
	4	Michael Warren II vs. USF	2018
	4	DeMarco McCleskey at Arkansas State	1998
	4	DeMarco McCleskey vs. Houston	1998
	4	David Small vs. Houston	1993
	4	David Small vs. Kent State	1993

## TOUCHDOWNS SEASON RECORDS

Touchdowns	Touchdowns	Player	Year
1.	20	Jerome Ford	2021
	20	Michael Warren II	2018
3.	17	DeMarco McCleskey	2002
	17	David Small	1993
5.	16	Michael Warren II	2019
6.	15	Isaiah Pead	2011
	15	Ed Kovac	1959
8.	14	Marcus Barnett	2007
9.	13	George Winn	2012
	13	Mardy Gilyard	2009
	13	Mardy Gilyard	2008
	13	Al Nelson	1964

## TOUCHDOWNS CAREER RECORDS

Touchdowns	Touchdowns	Player	Year
1.	41	DeMarco McCleskey	1998, 2000-02
2.	37	Michael Warren II	2017-19
3.	33	David Small	1991-93
4.	27	Reggie Harrison	1971-73
5.	33	Isaiah Pead	2008-11
6.	31	Mardy Gilyard	2005-09
7.	28	Desmond Ridder	2018-21
8.	27	Jerome Ford	2020-21
9.	26	Chris Moore	2012-15
	26	Reggie Taylor	1983-86
	26	Bob Heuck	1910-12

## POINTS GAME RECORDS

Total Points	Points	Player	Year
1.	51	Ike Stewart vs. Transylvania	1912
2.	36	Bob Heuck vs. Transylvania	1912
3.	25	Jim O'Brien vs. Louisville	1968

## POINTS SEASON RECORDS

Total Points	Points	Player	Year
1.	142	Jim O'Brien	1968
2.	120	Jerome Ford	2021
	120	Michael Warren II	2018
4.	112	Andrew Gantz	2015
5.	104	Jonathan Ruffin	2000
6.	102	Tony Miliano	2012
	102	Jacob Rogers	2009
	102	DeMarco McCleskey	2002
	102	David Small	1993
10.	101	Ryan Coe	2022
	101	Jonathan Ruffin	2002

## POINTS CAREER RECORDS

Total Points	Points	Player	Year
1.	339	Jacob Rogers	2007-10
2.	315	Jonathan Ruffin	1999-2002
3.	248	DeMarco McCleskey	1998, 2000-02
4.	247	Jim O'Brien	1967-69
5.	226	Andrew Gantz	2014-17
6.	222	Michael Warren II	2017-19
	203	Steve Schultz	1976-79
8.	202	Eric Richards	1994-97
9.	200	Tony Miliano	2011-14
10.	198	Isaiah Pead	2008-11
	198	David Small	1991-93

# SPECIAL TEAMS RECORDS - KICKING

## KICKING GAME RECORDS

### Extra Points Made

1.	12	Alonzo Weiss vs. Transylvania.....	1912
<b>2.</b>	<b>9</b>	<b>Carter Brown vs. EKU.....</b>	<b>2023</b>
	9	Ryan Coe vs. Kennesaw State.....	2022
	9	Cole Smith vs. Alabama A&M.....	2018
	9	Jacob Rogers vs. Rutgers.....	2010
	9	Steve Schultz vs. Louisiana-Monroe.....	1977
7.	8	Cole Smith vs. UCF.....	2021
	8	Cole Smith vs. ECU.....	2018

### Field Goals Made

1.	5	Ryan Coe at SMU.....	2022
	4	10 times, last by Andrew Gantz at Memphis.....	2015

## KICKING SEASON RECORDS

### Extra Points Made

1.	63	Jacob Rogers.....	2009
2.	54	Cole Smith.....	2018
3.	52	Andrew Gantz.....	2014
4.	51	Sam Crosa.....	2019
	51	Tony Miliano.....	2012
	51	Jacob Rogers.....	2007
7.	49	Andrew Gantz.....	2015
8.	47	Tony Miliano.....	2011
9.	44	Ryan Coe.....	2022
	44	Jonathan Ruffin.....	2002

### Extra Points Attempted

1.	68	Jacob Rogers.....	2009
2.	56	Cole Smith.....	2018
3.	54	Andrew Gantz.....	2014
	54	Jacob Rogers.....	2007
5.	53	Tony Miliano.....	2012
6.	51	Sam Crosa.....	2019
7.	50	Andrew Gantz.....	2015
	50	Tony Miliano.....	2011
9.	46	Jonathan Ruffin.....	2002
10.	44	Ryan Coe.....	2022

### Extra Point Percentage (min. 20 att.)

<b>1.</b>	<b>1.000</b>	<b>11 times, last by Carter Brown (30-of-30).....</b>	<b>2023</b>
-----------	--------------	---	-------------

### Field Goals Made

1.	26	Jonathan Ruffin.....	2000
2.	21	Andrew Gantz.....	2015
3.	19	Ryan Coe.....	2022
	19	Jonathan Ruffin.....	2002
5.	18	Kevin Lovell.....	2006
6.	17	Tony Miliano.....	2012
	17	Tony Miliano.....	2011
	17	Tom Dallen.....	1993
9.	16	Andrew Gantz.....	2014
	16	Jacob Rogers.....	2008
	16	Eric Richards.....	1995

### Field Goals Attempted

1.	29	Jonathan Ruffin.....	2000
2.	28	Steve Schultz.....	1976
3.	27	Andrew Gantz.....	2015
	25	Tony Miliano.....	2011
	25	Jim O'Brien.....	1968
6.	24	Eric Richards.....	1995
7.	23	Ryan Coe.....	2022
	23	Jake Rogers.....	2008
	23	Kevin Lovell.....	2006
10.	22	Tony Miliano.....	2012
	22	Jonathan Ruffin.....	2002
	22	Tom Dallen.....	1993
	22	Dan Shepherd.....	1975

## KICKING SEASON RECORDS (CONT.)

### Field Goal Percentage

1.	.909	Chris Manfredini (10-of-11).....	2003
2.	.897	Jonathan Ruffin (26-of-29).....	2000
3.	.864	Jonathan Ruffin (19-of-22).....	2002
4.	.826	Ryan Coe (19-of-23).....	2022
5.	.800	Andrew Gantz (16-of-20).....	2014

### Consecutive Games with a Field Goal

1.	11	Jonathan Ruffin.....	2000
2.	10	David Rowe.....	1991
3.	8	Andrew Gantz.....	2015
	8	Jonathan Ruffin.....	2002

### Points Scored By Kicking

1.	112	Andrew Gantz.....	2015
	104	Jonathan Ruffin.....	2000
3.	102	Tony Miliano.....	2012
	102	Jacob Rogers.....	2009
5.	101	Ryan Coe.....	2022
	101	Jonathan Ruffin.....	2002
6.	100	Andrew Gantz.....	2014

## KICKING CAREER RECORDS

### Extra Points Made

1.	186	Jacob Rogers.....	2007-10
2.	136	Cole Smith.....	2018-21
3.	129	Jonathan Ruffin.....	1999-2002
4.	109	Andrew Gantz.....	2014-17
5.	98	Tony Miliano.....	2011-14
	98	Steve Schultz.....	1976-79
7.	85	Kevin Lovell.....	2004-06
8.	79	Eric Richards.....	1994-97
9.	76	Phil Insalaco.....	1986-88
10.	61	Jim O'Brien.....	1967-69

### Extra Points Attempted

1.	195	Jacob Rogers.....	2007-10
2.	141	Cole Smith.....	2018-21
3.	134	Jonathan Ruffin.....	1999-2002
4.	113	Andrew Gantz.....	2014-
5.	103	Tony Miliano.....	2011-14
	103	Steve Schultz.....	1976-79
7.	86	Kevin Lovell.....	2004-06
8.	81	Eric Richards.....	1994-97
9.	79	Phil Insalaco.....	1986-88
10.	68	Jim O'Brien.....	1967-69

### Extra Point Percentage (Min. 30 Att.)

1.	1.000	Ryan Coe (44-of-44).....	2022
	1.000	Sam Crosa (51-of-51).....	2019
3.	.988	Kevin Lovell (85-of-86).....	2004-06
4.	.978	Eric Richards (89-of-91).....	1994-97
5.	.974	Mike Morton (37-of-38).....	1983-84

### Consecutive Extra Points Made

1.	82	Kevin Lovell.....	2004-06
2.	78	Andrew Gantz.....	2014-15
	65	Jonathan Ruffin.....	2000-2002
4.	64	Jacob Rogers.....	2008-09
5.	63	Eric Richards.....	1994-97
6.	51	Sam Crosa.....	2019
7.	44	Ryan Coe.....	2022
8.	38	Phil Insalaco.....	1986-88
9.	37	Jacob Rogers.....	2007
10.	36	Mike Morton.....	1983-84

## KICKING CAREER RECORDS (CONT.)

### Field Goals Made

1.	62	Jonathan Ruffin.....	1999-2002
2.	51	Jacob Rogers.....	2007-10
3.	41	Eric Richards.....	1994-97
4.	39	Andrew Gantz.....	2014-17
5.	35	Steve Schultz.....	1976-79
6.	34	Tony Miliano.....	2011-14
7.	33	Kevin Lovell.....	2004-06
8.	28	Phil Insalaco.....	1986-88
9.	25	Dan Shepherd.....	1973-75
10.	23	Tom Dallen.....	1993-94

### Field Goals Attempted

1.	79	Jonathan Ruffin.....	1999-2002
2.	75	Jacob Rogers.....	2007-10
3.	68	Steve Schultz.....	1976-79
4.	62	Eric Richards.....	1994-97
5.	49	Andrew Gantz.....	2014-17
6.	47	Tony Miliano.....	2011-14
	47	Kevin Lovell.....	2004-06
8.	44	Jim O'Brien.....	1967-69
9.	41	Phil Insalaco.....	1986-88
	41	Sal Casola.....	1972-73

### Field Goal Percentage (min. 20 attempts)

1.	.826	Ryan Coe (19-of-23).....	2022
2.	.785	Jonathan Ruffin (62-of-79).....	1999-2002
3.	.780	Andrew Gantz (39-of-50).....	2014-17
4.	.731	David Rowe (19-of-26).....	1990-91
5.	.723	Tony Miliano (34-of-47).....	2011-14
6.	.714	Dan Shepherd (25-of-35).....	1973-75
7.	.702	Kevin Lovell (33-of-47).....	2004-06
8.	.683	Phil Insalaco (28-of-41).....	1986-88
9.	.680	Jacob Rogers (51-of-75).....	2007-10
10.	.677	Jim Fogler (21-of-31).....	1981-83

### Consecutive Field Goals Made

1.	13	Jake Rogers.....	2007-08
	13	Jonathan Ruffin.....	2002
3.	12	Andrew Gantz.....	2012
	12	Jonathan Ruffin.....	2000
5.	11	Kevin Lovell.....	2006
6.	10	Ryan Coe.....	2022
7.	8	Jonathan Ruffin.....	2001
	8	Eric Richards.....	1997
9.	7	Jonathan Ruffin.....	2000
	7	Phil Insalaco.....	1987
	7	Kevin Lovell.....	2005-06

### Points Scored By Kicking

1.	339	Jacob Rogers.....	2007-10
2.	315	Jonathan Ruffin.....	1999-2002
3.	224	Andrew Gantz.....	2014-17
4.	203	Steve Schultz.....	1976-79
5.	202	Eric Richards.....	1994-97
6.	200	Tony Miliano.....	2011-14
7.	193	Cole Smith.....	2018-21
8.	184	Kevin Lovell.....	2004-06
9.	160	Phil Insalaco.....	1986-88
10.	121	Jim O'Brien.....	1967-69

### Consecutive Games Scored In

1.	47	Jonathan Ruffin.....	1999-2002
2.	37	Jacob Rogers.....	2007-10
3.	28	Andrew Gantz.....	2014-15
4.	26	Tony Miliano.....	2011-2012
5.	24	Jim O'Brien.....	1968-69

# SPECIAL TEAMS RECORDS - PUNTING & RETURNS

## PUNTING GAME RECORDS

### Punts

1.	13	Phil Peckich at Pittsburgh.....	1981
2.	12	four times, last by Steve Smith at Louisville.....	1996

### Punting Yards

1.	510	Steve Smith at Louisville.....	1996
2.	502	Mike Connell vs. Arizona State.....	1976
3.	460	Clem Fennell at North Texas State.....	1970
4.	456	Doug Johnson at Boston College.....	1997
5.	452	Steve Smith at Virginia Tech.....	1995

### Punting Average

1.	65.0	Mason Fletcher at SMU (3 punts).....	2022
2.	59.7	Pat O'Donnell vs NC State (3 punts).....	2011
		59.7 Kevin Huber vs. Marshall (3 punts).....	2007
4.	57.5	John Lloyd vs. USF (2 punts).....	2013
		55.0 John Lloyd vs. Temple (2 punts).....	2012

## PUNTING SEASON RECORDS

### Punts

1.	80	Phil Peckich.....	1981
2.	77	Jeff West.....	1974
3.	73	Jeff Jones.....	1990
4.	72	James Smith.....	2019
		72 Mike Connell.....	1976
5.	71	Clem Fennell.....	1972

### Punting Yards

1.	3,192	Jeff West.....	1974
2.	3,155	Phil Peckich.....	1981
3.	3,095	Mike Connell.....	1976
		3,053 James Smith.....	2019
4.	2,913	Mason Fletcher.....	2022
5.	2,821	Jeff Jones.....	1990

### Punting Average (Min. 25 Punts)

1.	46.90	Kevin Huber.....	2007
2.	46.60	James Smith.....	2018
3.	46.30	Sam Geraci.....	2015
4.	46.23	Mason Fletcher.....	2022
5.	45.00	Kevin Huber.....	2008

## PUNTING CAREER RECORDS

### Punts

1.	241	Chet Ervin.....	2002-05
2.	236	Jeff Blaylock.....	1991-94
3.	235	James Smith.....	2017-20
		235 Shaun Burdick.....	1983-86
5.	216	Jeff Jones.....	1987-90

### Punting Yards

1.	10,245	James Smith.....	2017-20
2.	9,446	Chet Ervin.....	2002-05
3.	9,244	Shaun Burdick.....	1983-86
4.	9,008	Adam Wulfeck.....	1998-2001
5.	8,711	Jeff Blaylock.....	1991-94

### Punting Average (Min. 50 Punts)

1.	45.47	Kevin Huber.....	2005-08
2.	44.31	Mason Fletcher.....	2021-present
3.	43.60	James Smith.....	2017-20
4.	42.60	Pat O'Donnell.....	2010-12
5.	42.51	Mike Connell.....	1974-77

## RETURNS

### GAME RECORDS

#### Kickoff Returns

1.	8	Mardy Gilyard at Pittsburgh.....	2009
		8 LaDaris Vann vs. ECU.....	1999
3	7	Three Tied	

#### Kickoff Return Yards

1.	256	Mardy Gilyard at Pittsburgh.....	2009
2.	246	Mardy Gilyard at Oklahoma.....	2008
3.	218	Roger Stephens vs. Dayton.....	1947
4.	207	Mardy Gilyard vs. Florida.....	2010
5.	192	Keith Jenkins vs. Houston.....	1975

#### Kickoff Returns For Touchdowns

1.	1	Accomplished 23 times; last by Thompson vs ECU (2022)
----	---	---

#### Punt Returns

1.	7	three times, last by Mike Daniels vs. WCU.....	2005
----	---	--	------

#### Punt Return Yards

1.	161	Gene Gibson vs. Ohio.....	1949
2.	122	Tinker Keck vs. Louisville.....	1997
3.	103	Gene Gibson vs. Western Michigan.....	1949
4.	98	Errol Prisby vs. North Texas State.....	1963
5.	97	Tinker Keck vs. Miami (OH).....	1997

#### Punt Return Touchdowns

1.	2	Tinker Keck vs. Louisville.....	1997
		2 Gene Gibson vs. Ohio.....	1949

## RETURNS SEASON RECORDS

#### Kickoff Returns

1.	42	Mardy Gilyard.....	2009
2.	39	Ralph David Abernathy IV.....	2011
3.	36	Mardy Gilyard.....	2008
4.	33	Donald McKnight.....	1998
5.	32	Ralph David Abernathy IV.....	2012

#### Kickoff Return Yards

1.	1,281	Mardy Gilyard.....	2009
2.	1,034	Ralph David Abernathy IV.....	2011
3.	994	Mardy Gilyard.....	2008
4.	801	Ralph David Abernathy IV.....	2012
5.	652	Russell Cooper.....	1980

#### Kickoff Return Average (Min. 1.5 KOR/G)

1.	34.33	Robert Tate.....	1995
2.	31.50	Chris Hewitt.....	1993
3.	30.50	Mardy Gilyard.....	2009
4.	29.13	Keith Jenkins.....	1975
5.	27.73	Tom Marvaso.....	1974

#### Kickoff Returns For Touchdowns

1.	2	Mardy Gilyard.....	2008
----	---	--------------------	------

#### Punt Returns

1.	38	Tinker Keck.....	1997
		38 Charley Bland.....	1973
3.	37	Tom Marvaso.....	1975
4.	36	Tye Keith.....	2002
5.	35	LaDaris Vann.....	2001

#### Punt Return Yards

1.	577	Tinker Keck.....	1997
2.	438	Gene Gibson.....	1949
3.	342	Tom Marvaso.....	1974
4.	322	Gene Gibson.....	1950
5.	302	Charley Bland.....	1973

## RETURNS

### SEASON RECORDS (CONT.)

#### Punt Return Average (Min. 10 Returns)

1.	20.86	Gene Gibson.....	1949
2.	20.12	Gene Gibson.....	1950
3.	19.82	Jack Delaney.....	1951
4.	17.36	Billy Hunter.....	1972
5.	16.23	Dom Del Bene.....	1951

#### Punt Return Touchdowns

1.	4	Tinker Keck.....	1997
2.	3	Gene Gibson.....	1949

## RETURNS CAREER RECORDS

#### Kickoff Returns

1.	93	Mardy Gilyard.....	2005-09
2.	87	Ralph David Abernathy IV.....	2011-14
3.	67	Tre Tucker.....	2019-22
4.	62	Brian Jenkins.....	1990-93
5.	55	Dominick Goodman.....	2005-07

#### Kickoff Returns Yards

1.	2,657	Mardy Gilyard.....	2005-09
2.	2,186	Ralph David Abernathy IV.....	2011-14
3.	1,670	Tre Tucker.....	2019-22
4.	1,506	Brian Jenkins.....	1990-93
5.	1,199	Dominick Goodman.....	2005-07

#### Kickoff Returns Average (Min. 25 KOR)

1.	28.60	Mardy Gilyard.....	2005-09
2.	28.54	Chris Hewitt.....	1993-95
3.	26.41	Robert Tate.....	1993-95
4.	25.10	Ralph David Abernathy IV.....	2011-14
5.	24.93	Tre Tucker.....	2019-22

#### Kickoff Returns For Touchdowns

1.	4	Mardy Gilyard.....	2005-09
2.	2	Tre Tucker.....	2019-22
		2 Mel Riggins.....	1970-71

#### Punt Returns

1.	73	Robert Tate.....	1993-96
		73 Tom Marvaso.....	1974-75
3.	71	Ryan Montgomery.....	2019-23
4.	68	Tinker Keck.....	1997-99
5.	60	Lamont Patterson.....	1979-82

#### Punt Return Yards

1.	804	Tinker Keck.....	1997-99
2.	760	Gene Gibson.....	1949-50
3.	688	Ryan Montgomery.....	2019-23
4.	637	Robert Tate.....	1993-96
5.	575	Tom Marvaso.....	1974-75

#### Punt Return Average

1.	20.54	Gene Gibson.....	1949-50
2.	14.33	Jack Delaney.....	1950-52
3.	11.82	Tinker Keck.....	1997-99
4.	11.80	Mardy Gilyard.....	2005-09
5.	10.57	Brian Jenkins.....	1990-92

#### Punt Return Touchdowns

1.	5	Gene Gibson.....	1949-50
2.	4	Tinker Keck.....	1997-99
3.	3	Joe Morrison.....	1956-58
4.	2	Tom Marvaso.....	1974-75
5.	1	Accomplished 16 times last by Gilyard (2009)	

## DEFENSIVE RECORDS - TACKLES

## TACKLES

## GAME RECORDS

## Total Tackles

1.	31	Karl Woods at South Carolina	1980
2.	24	Vaughn Booker vs. ECU	1987
3.	23	Brad Jackson vs. Boston College	1997
	23	Jerome Brinson vs. Oklahoma State	1987
5.	22	Sam Garnes vs. Vanderbilt	1994
	22	Jason Coppess vs. Bowling Green	1993
	22	Alex Gordon vs. Miami (OH)	1986
	22	Brad Nothacker vs. Penn State	1985
9.	21	Jack Bruscianelli vs. West Virginia	1989
	21	Mike Kelly vs. Rutgers	1987

## Solo Tackles (Since 2001)

1.	12	Zach Edwards vs. ECU	2014
	12	Mike Mickens at Akron	2008
	12	Jamar Enzor at Memphis	2003
	12	Ivan Fields vs. Tulane	2001
5.	11	Walter Stewart vs. Syracuse	2010
6.	11	Haruki Nakamura at USF	2007
7.	11	Ryan Manalac at USF	2007
8.	11	Jamar Enzor vs. Rhode Island	2003
9.	11	Ivan Fields vs. West Virginia	2002
10.	11	Lewis Carter vs. Purdue	2001

## Assisted Tackles (Since 2001)

1.	12	Andre Revels at Miami (OH)	2009
	12	Corey Smith vs. Louisville	2007
	12	Jamar Enzor at UAB	2003
4.	11	Kevin Brown vs. Memphis	2014
	11	Zach Edwards vs. Memphis	2014
	11	Jeff Luc vs. Miami (OH)	2014
7.	10	Dorian Jones vs. Oklahoma	2023
	10	Eric Wilson vs. UT Martin	2016
	10	Jeff Luc vs. Memphis	2014
	10	Nick Temple vs. Memphis	2014
	10	Greg Blair at Louisville	2012
	10	JK Schaffer at NC State	2010
	10	JK Schaffer vs. Illinois	2009

## Tackles For A Loss (Since 2001)

1.	5.5	Brandon Mills vs. Rutgers	2010
2.	5.0	Antwan Peek at Southern Miss	2002
	5.0	Antwan Peek vs. Louisiana-Monroe	2001
	5.0	Derek Wolfe vs. Connecticut	2011
5.	4.5	Ivan Pace Jr. vs. Indiana	2022
	4.5	Trevor Anderson at Connecticut	2006
	4.5	Cortez Broughton at UCLA	2018

## TACKLES

## SEASON RECORDS

## Total Tackles

1.	186	Mike Brookins	1979
2.	168	Brad Jackson	1997
3.	161	Karl Woods	1980
4.	158	Jerome Brinson	1983
5.	155	Karl Woods	1978
6.	147	Dwayne Berry	1978
7.	145	Muhammed El-Mubarak	1995
8.	143	Linwood Marshall	1983
9.	140	Howie Kurnick	1978
10.	138	Greg Blair	2012
	138	Phillip Curry	1997
	138	Antonio Gibson	1982

## Solo Tackles

1.	101	Howie Kurnick	1978
2.	94	Linwood Marshall	1983
3.	93	Brad Jackson	1997
	93	Mike Brookins	1979
5.	90	Muhammed El-Mubarak	1995
	90	Jerome Brinson	1983
7.	88	Sam Garnes	1994
8.	83	Phillip Curry	1997
9.	82	DeJuan Gossett	1999
10.	80	Jack Bruscianelli	1988

## Assisted Tackles

1.	99	Karl Woods	1980
2.	93	Mike Brookins	1979
3.	83	Karl Woods	1978
4.	82	Alex Gordon	1985
5.	81	Ivan Pace Jr.	2022
6.	78	Dwayne Berry	1978
7.	75	Brad Jackson	1997
	75	Richard Rhodes	1985
9.	74	Antonio Gibson	1982
10.	73	Alex Gordon	1986

## Tackles For A Loss

1.	28.0	Mike Gates	1980
2.	22.0	Trent Cole	2004
	22.0	Antwan Peek	2001
4.	21.5	Ivan Pace Jr.	2022
	21.5	Derek Wolfe	2011
6.	21.0	Antwan Peek	2002
	21.0	Phil Poirier	1989
8.	20.0	Nate Dingle	1992
9.	18.0	Tyjuan Hagler	2002
	18.0	Andrew Stewart	1988

## TACKLES

## CAREER RECORDS

## Total Tackles

1.	502	Karl Woods	1977-80
2.	487	Phillip Curry	1994-97
3.	392	Brad Jackson	1994-97
4.	381	Zach Edwards	2013-16
5.	356	Mike Brookins	1979-81
6.	352	Alex Gordon	1983-86
7.	351	Hassan Champion	1995-98
	351	Joe Olding	1979-82
9.	338	Doug Monaghan	2001-04
10.	337	JK Schaffer	2008-11
	327	DeJuan Gossett	1997-2000

## Solo Tackles

1.	268	Phillip Curry	1994-97
2.	229	Zach Edwards	2013-16
3.	222	DeJuan Gossett	1997-2000
4.	216	Brad Jackson	1994-97
5.	211	Karl Woods	1977-80
6.	208	Ivan Fields	1999-2002
7.	206	Sam Garnes	1993-96
8.	200	Doug Monaghan	2001-04
9.	190	Mike Brookins	1979-81
10.	184	Hassan Champion	1995-98

## Assisted Tackles

1.	291	Karl Woods	1979-81
2.	219	Phillip Curry	1994-97
3.	192	Alex Gordon	1983-86
4.	176	Brad Jackson	1994-97
5.	175	Joe Olding	1979-82
6.	168	Howie Kurnick	1975-78
7.	167	Hassan Champion	1995-98
8.	166	Mike Brookins	1979-81
9.	155	JK Schaffer	2008-11
10.	152	Zach Edwards	2014-16

## Tackles For A Loss

1.	56.0	Antwan Peek	1998-2002
2.	48.0	Trent Cole	2002-04
3.	46.0	Nate Dingle	1990-93
4.	45.0	Phillip Curry	1994-97
5.	44.5	Andre Frazier	2001-04
6.	42.0	Terrill Byrd	2005-08
7.	38.0	Alex Gordon	1983-86
8.	37.0	Derek Wolfe	2008-11
	37.0	George Jamison	1980-83
9.	36.0	Andrew Stewart	1986-88
10.	34.5	Tyjuan Hagler	2002-04

# DEFENSIVE RECORDS - SACKS & MISC.

## SACKS

### GAME RECORDS

#### Quarterback Sacks (Since 2001)

1.	4.0	Alex Daniels at Miami (OH).....	2009
	4.0	Antwan Peek vs. Louisiana-Monroe.....	2001
3.	3.5	Cortez Broughton at UCLA.....	2018
4.	3.0	Connor Barwin vs. Pittsburgh.....	2008
	3.0	Trent Cole at ECU.....	2004
	3.0	Anthony Hoke vs. UConn.....	2007
	3.0	Anthony Hoke at Syracuse.....	2007
	3.0	Brandon Mills vs. Rutgers.....	2010
	3.0	Lamonte Nelms at Syracuse.....	2007

## SACKS

### SEASON RECORDS

#### Quarterback Sacks (Since 2001)

1.	13.0	Anthony Hoke.....	2007
2.	12.5	Antwan Peek.....	2001
3.	11.0	Connor Barwin.....	2008
4.	10.0	Ivan Pace Jr. ....	2022
5.	9.5	Derek Wolfe.....	2011
	9.5	Silverberry Mouhon.....	2013
7.	9.0	Terrell Hartsfield.....	2014
	9.0	Antwan Peek.....	2000
9.	8.5	Trent Cole.....	2004
	8.5	Alex Daniels.....	2009

## SACKS

### CAREER RECORDS

#### Quarterback Sacks (Since 2001)

1.	28.0	Antwan Peek.....	1998-2002
2.	22.0	Anthony Hoke.....	2004-07
3.	21.5	Andre Frazier.....	2000-04
4.	19.5	Derek Wolfe.....	2008-11
5.	19.0	Trent Cole.....	2002-04
	19.0	Silverberry Mouhon.....	2012-15
7.	18.0	Nate Dingle.....	1990-93
	18.0	George Jamison.....	1980-83
9.	17.5	Walter Stewart.....	2009-12
10.	16.5	Dan Giordano.....	2008-12
	16.5	Terrill Byrd.....	2005-08

## FUMBLES

### GAME RECORDS

#### Fumbles Forced (Since 2000)

1.	3	Antwan Peek vs. Louisiana-Monroe.....	2001
2.	2	Seven times, last by J. White vs. Tulsa.....	2019

#### Fumbles Recovered (Since 2000)

1.	2	Willis Edwards vs. Memphis.....	2002
	2	Ivan Fields at Memphis.....	2000
	2	Jeff Luc vs. USF.....	2014
	2	Kevin McCullough vs. Connecticut.....	2005
	2	Wesley Richardson at NC State.....	2010

## FUMBLES

### SEASON RECORDS

#### Fumbles Forced (Since 2000)

1.	7	Antwan Peek.....	2002
2.	6	Jeff Luc.....	2014
3.	5	Antwan Peek.....	2001
4.	4	Bryan Wright.....	2019
	4	Walter Stewart.....	2011
	4	Willis Edwards.....	2001
	4	Troy Evans.....	2000

#### Fumbles Recovered (Since 2000)

1.	5	Antwan Peek.....	2002
2.	4	Ja'Von Hicks.....	2019
	4	Jeff Luc.....	2014
4.	3	Nine times, last by Hartsfield & Wilson.....	2014

## FUMBLES

### CAREER RECORDS

#### Forced Fumbles (Since 1999)

1.	17	Antwan Peek.....	1998-02
2.	8	Jeff Luc.....	2013-14
	8	Walter Stewart.....	2009-12
3.	6	JK Schaffer.....	2008-11
	6	Andre Frazier.....	2000-04
	6	Zach Norton.....	2000-03
6.	5	Coby Bryant.....	2017-21
	5	Willis Edwards.....	2000-02
	5	Anthony Hoke.....	2004-07
	5	Jason Russel.....	2001-04
	5	Anthony Williams.....	2005-07
	5	Tyrell Gilbert.....	2014-18

#### Fumble Recoveries

1.	12	John Vitro.....	1973-75
2.	10	Antwan Peek.....	1998-2002
	10	Howie Kurnick.....	1975-77
4.	9	Ronnie Shannon.....	1988-91
	9	David Mann.....	1975-77
6.	7	Eric Wilson.....	2014-16
	7	Marion Ford.....	1972-73
	7	Charlie Stovall.....	1971-72

## BLOCKED KICKS

### GAME RECORDS

#### Blocked Kicks (Since 2000)

1.	2	Connor Barwin at Marshall.....	2008
	2	Antwan Peek vs. Miami.....	2000
3.	1	41 times, last by Jowon Briggs vs. Navy.....	2022

## BLOCKED KICKS

### SEASON RECORDS

#### Blocked Kicks (Since 2000)

1.	3	Antwan Peek.....	2000
	3	Connor Barwin.....	2008
	3	Ethan Tucky.....	2019
4.	2	Arquon Bush.....	2021
	2	Mardy Gilyard.....	2007
	2	Antwan Peek.....	2001
	2	Wilson Huber.....	2019
	2	Andre Frazier.....	2003
	2	Tyjuan Hagler.....	2004
	2	Antwan Peek.....	2002

## BLOCKED KICKS

### CAREER RECORDS

#### Blocked Kicks (Since 2000)

1.	7	Antwan Peek.....	2000-02
2.	5	Ethan Tucky.....	2018-20
3.	4	Connor Barwin.....	2005-08
4.	3	Wilson Huber.....	2018-22
5.	2	Deshawn Pace.....	2020-23
	2	Arquon Bush.....	2018-22
	2	Tyjuan Hagler.....	2001-04
	2	Mardy Gilyard.....	2005,07-09
	2	Andre Frazier.....	2000-04

## HURRIES

### SEASON RECORDS

#### Quarterback Hurries (Since 2000)

1.	13	Myjai Sanders.....	2021
	13	Trevor Anderson.....	2006
	13	Trent Cole.....	2004
4.	12	Dan Giordano.....	2012
5.	11	Angelo Craig.....	2007

## HURRIES

### CAREER RECORDS

#### Quarterback Hurries (Since 2000)

1.	26	Dan Giordano.....	2008-12
2.	25	Myjai Sanders.....	2018-21
3.	16	Silverberry Mouhon.....	2012-15
4.	15	Angelo Craig.....	2003-07
5.	14	Andre Frazier.....	2000-04

# DEFENSIVE RECORDS - INTERCEPTIONS AND SCORES

## INTERCEPTIONS GAME RECORDS

### Interceptions

1. 4 Bob Hynes vs. Ohio Northern..... 1923
2. 3 accomplished six times, last by D. Smith (2007)

### Interception Return Yards

1. 123 Shawn Ferguson vs. Memphis..... 1998
2. 96 Jocelyn Borgella vs. Rutgers ..... 1992
- 96 Bob Del Rosa vs. Oklahoma State ..... 1958
4. 88 Joe Morrison vs. Dayton ..... 1956
5. 87 Joe Morrison vs. Wichita State..... 1956

### Interception Returns for Touchdowns

1. 2 Shawn Ferguson vs. Memphis..... 1998
2. 1 accomplished 61 times, last by Bryant (2021)

## INTERCEPTIONS SEASON RECORDS

### Interceptions

1. 8 DeAngelo Smith ..... 2007
2. 6 seven times, last by Mike Mickens..... 2007

### Interception Return Yards

1. 175 Joe Morrison ..... 1956
2. 171 Jocelyn Borgella ..... 1992
3. 159 John Mooth..... 1951
4. 158 Mike Mickens ..... 2008
5. 136 Mike Mickens ..... 2007

### Interception Returns for Touchdowns

1. 2 Ahmad Gardner..... 2019
- 2 Mike Mickens ..... 2007
- 2 Blue Adams..... 2002
- 2 Shawn Ferguson..... 1998
- 2 Joe Morrison ..... 1956

## INTERCEPTIONS CAREER RECORDS

### Interceptions

1. 14 Mike Mickens ..... 2005-08
2. 12 DeAngelo Smith ..... 2005-08
- 12 Blue Adams..... 1998-2002
- 12 Jocelyn Borgella ..... 1990-93
5. 11 Ed Bolis..... 1970-72
6. 10 Ja'Von Hicks..... 2018-22
- 10 Coby Bryant ..... 2017-21

### Interception Return Yards

1. 296 Mike Mickens ..... 2005-08
2. 263 Jocelyn Borgella ..... 1990-93
- 263 Joe Morrison ..... 1956-58
4. 254 Gene Gibson..... 1949-50
5. 222 Aaron Webster ..... 2006-09

### Interception Returns for Touchdowns

1. 3 Mike Mickens ..... 2005-08
- 3 Shawn Ferguson..... 1995-98
2. 2 four times, last by Ahmad Gardner ..... 2019-21

## PASSES BROKEN UP GAME RECORDS

### Most Pass Breakups (Since 2000)

1. 4 Justin Harris at Pitt..... 2023
- 4 Mike Mickens vs. Rutgers ..... 2006
- 4 Zach Norton vs. Louisville ..... 2001
- 4 Linden Stephens at Miami (OH)..... 2017
5. 3 Ja'Von Hicks at Tulsa ..... 2022
- 3 Coby Bryant at Notre Dame ..... 2021
- 3 Blue Adams at Temple ..... 2002
- 3 Coby Bryant at Temple..... 2018
- 3 Coby Bryant at ECU..... 2019
- 3 Zach Edwards vs. North Carolina ..... 2013
- 3 Ivan Fields vs. Houston..... 2002
- 3 Tyrell Gilbert at Miami (OH) ..... 2018
- 3 Andre Jones vs. ECU..... 2014
- 3 Mike Mickens at Akron..... 2008
- 3 Mike Mickens vs. UConn..... 2005
- 3 Mike Mickens vs. Louisville ..... 2005
- 3 Mike Mickens vs. Pittsburgh ..... 2006
- 3 Mike Mickens at Miami (OH)..... 2005
- 3 Haruki Nakamura vs. USF..... 2006
- 3 Zach Norton vs. UAB..... 2002
- 3 Antwan Peek at Tulane ..... 2000

## PASSES DEFENDED (PBU+INT) SEASON RECORDS

### Most Passes Defended (Since 2000)

1. 23 Blue Adams (17 PBU, 6 INT) ..... 2002
2. 18 Mike Mickens (15 PBU, 3 INT)..... 2006
3. 16 Lavar Glover (15 PBU, 1 INT)..... 2001
- 16 Zach Norton (14 PBU, 2 INT) ..... 2002
- 16 Deangelo Smith (8 PBU, 8 INT)..... 2007
6. 15 Mike Mickens (14 PBU, 1 INT)..... 2005
- 15 Daven Holly (9 PBU, 6 INT)..... 2003
8. 14 Coby Bryant (11 PBU, 3 INT)..... 2021
9. 13 Ivan Fields (10 PBU, 3 INT)..... 2002
- 13 Zach Norton (10 PBU, 3 INT) ..... 2001
- 13 Mike Mickens (10 PBU, 3 INT)..... 2008

## PASSES DEFENDED (PBU+INT) CAREER RECORDS

### Most Passes Defended (Since 2000)

1. 58 Mike Mickens (45 Brup, 13 Int)..... 2005-08
2. 45 Coby Bryant (35 Brup, 10 Int)..... 2017-21
3. 41 Zach Norton (31 Brup, 10 Int)..... 2000-03
4. 34 Blue Adams (26 Brup, 8 Int) ..... 2000-02
- 34 Zach Edwards (26 Brup, 8 Int)..... 2013-16
6. 32 Arquon Bush (23 Brup, 9 Int)..... 2018-22
7. 30 Deangelo Smith (19 Brup, 11 Int)..... 2004-08
8. 29 Doug Monaghan (20 Brup, 9 Int) ..... 2001-04
- 29 Deven Drane (21 Brup, 8 Int) ..... 2010-13
10. 28 Drew Frey (20 Brup, 8 Int) ..... 2008-12
11. 27 Ahmad "Sauce" Gardner (18 Brup, 9 INT)..... 2019-21

## DEFENSIVE SCORES GAME RECORDS

### Fumble Return TDs - Defense (Since 2000)

1. 1 19 times, last by Dominique Perry ..... 2022

### Blocked PAT Return (Two Points) (Since 2000)

1. 1 Coby Bryant vs. Temple..... 2019
- 1 Daven Holly vs. Miami (OH)..... 2004

### Blocked FG Return TDs (Since 2000)

1. 1 Ahmad "Sauce" Gardner at ECU..... 2021

## DEFENSIVE SCORES SEASON RECORDS

### Fumble return TDs (Since 2000)

1. 2 Antwan Peek ..... 2002
2. 1 16 times, last by Jabari Taylor..... 2022

### Blocked PAT Return (Two Points) (Since 2000)

1. 1 Coby Bryant ..... 2019
- 1 Daven Holley..... 2004

## DEFENSIVE SCORES CAREER RECORDS

### Fumble return TDs (Since 2000)

1. 2 Antwan Peek ..... 2000-02
- 2 Kevin McCullough..... 2005-06
3. 1 Dominique Perry..... 2020-23
- 1 Nick Temple..... 2011-14
- 1 Eric Wilson..... 2014-16
- 1 Fran Callicott..... 2002-03
- 1 JK Schaffer ..... 2008-11
- 1 Walter Stewart ..... 2009-12
- 1 Daven Holly ..... 2000-04
- 1 Maalik Bomar ..... 2009-12
- 1 Deven Drane ..... 2010-13
- 1 Ivan Fields..... 2000-02
- 1 Angelo Craig..... 2003-07
- 1 Tjuan Hagler ..... 2001-04
- 1 Carter Jacobs ..... 2014-17
- 1 Kimoni Fitz..... 2014-18
- 1 Terrell Hartsfield ..... 2013-14

### Blocked PAT Return (Two Points) (Since 2000)

1. 1 Coby Bryant ..... 2017-21
- 1 Daven Holley..... 2001-04

### Blocked FG Return TDs (Since 2000)

1. 1 Ahmad "Sauce" Gardner at ECU ..... 2019-21

# SINGLE GAME TEAM RECORDS

<p><b>Most Points</b></p> <ol style="list-style-type: none"> <li>124 Transylvania.....1912</li> <li>115 Kentucky Wesleyan.....1921</li> <li>72 Austin Peay.....2011</li> <li>70 Southeast Missouri State.....2009</li> <li>69 Rutgers.....2010</li> <li>69 Case-Western Reserve.....1923</li> <li>67 Virginia Military Institute.....1953</li> <li>67 Baltimore.....1935</li> <li>66 EKU.....2023</li> <li>66 Northwestern State.....2013</li> <li>66 Case-Western Reserve.....1953</li> <li>63 Kennesaw State.....2022</li> <li>63 Alabama A&amp;M.....2018</li> <li>63 Louisiana-Monroe.....1977</li> </ol> <p><b>Most Touchdowns</b></p> <ol style="list-style-type: none"> <li>14 Transylvania.....1912</li> <li>10 Four Times</li> </ol> <p><b>Most Rushing Attempts</b></p> <ol style="list-style-type: none"> <li>83 Louisiana-Monroe.....1977</li> <li>82 Miami (OH).....1996</li> <li>77 Miami (OH).....1951</li> <li>74 North Texas State.....1970</li> <li>73 Miami (OH).....1970</li> </ol> <p><b>Most Rushing Yards</b></p> <ol style="list-style-type: none"> <li>464 Case-Western Reserve.....1953</li> <li>464 Virginia Military Institute.....1953</li> <li>422 Kansas State.....1966</li> <li>421 Marshall.....1946</li> <li>419 Xavier.....1970</li> <li>409 Alabama A&amp;M.....2018</li> <li>405 Miami (OH).....1996</li> <li>402 North Texas State.....1970</li> <li>389 Xavier.....1946</li> <li>387 Austin Peay.....2011</li> <li>383 South Dakota.....1965</li> </ol> <p><b>Most Rushing Touchdowns</b></p> <ol style="list-style-type: none"> <li>14 Transylvania.....1912</li> <li>10 Case-Western Reserve.....1953</li> <li>10 Virginia Military Institute.....1953</li> </ol> <p><b>Most Passing Attempts</b></p> <ol style="list-style-type: none"> <li>64 @ Memphis.....2015</li> <li>61 USF.....2010</li> <li>60 @ Miami (Fla.).....2014</li> <li>59 Southern Miss.....1999</li> <li>57 Ohio.....1968</li> </ol> <p><b>Most Passes Completed</b></p> <ol style="list-style-type: none"> <li>38 @ Memphis.....2015</li> <li>36 Ohio.....1968</li> <li>35 Southern Miss.....1999</li> <li>34 USF.....2010</li> <li>33 @ SMU.....2018</li> </ol> <p><b>Most Passing Yards</b></p> <ol style="list-style-type: none"> <li>620 @ Memphis.....2015</li> <li>584 Ohio.....1968</li> <li>512 USF.....2010</li> <li>507 @ Rutgers.....2013</li> <li>480 UConn.....2009</li> <li><b>438 EKU.....2023</b></li> <li>436 ECU.....2014</li> <li>436 Toledo.....2014</li> <li>436 Louisville.....1968</li> <li>431 Syracuse.....2007</li> </ol>	<p><b>Most Interceptions Thrown</b></p> <ol style="list-style-type: none"> <li>6 Xavier.....1972</li> <li>5 North Texas.....2002</li> <li>5 Toledo.....1995</li> <li>5 Houston.....1968</li> <li>5 North Texas.....1967</li> <li>5 Xavier.....1955</li> <li>5 Xavier.....1951</li> </ol> <p><b>Most Touchdown Passes</b></p> <ol style="list-style-type: none"> <li>6 EKU.....2023</li> <li>6 UCF.....2015</li> <li>6 Toledo.....2014</li> <li>6 @ Rutgers.....2013</li> <li>6 Illinois.....2009</li> <li>6 SMU.....2021</li> <li>5 ECU.....2018</li> <li>5 UConn.....2013</li> <li>5 Northwestern State.....2013</li> <li>5 @ Louisville.....2010</li> <li>5 @ Rutgers.....2009</li> <li>5 Southern Miss.....2004</li> </ol> <p><b>Most Offensive Plays</b></p> <ol style="list-style-type: none"> <li>100 @ Memphis.....2015</li> <li>99 Miami (OH).....1996</li> <li>96 Southern Miss.....1999</li> <li>95 ECU.....1998</li> <li>94 @ Miami (OH).....2015</li> <li>94 Tulsa.....1978</li> </ol> <p><b>Most Yards Total Offense</b></p> <ol style="list-style-type: none"> <li>752 @ Memphis.....2015</li> <li>741 Alabama A&amp;M.....2018</li> <li>726 UCF.....2015</li> <li>711 UConn.....2009</li> <li>684 Ohio.....1968</li> <li>669 Northwestern State.....2013</li> <li>667 EKU.....2023</li> <li>661 Rutgers.....2010</li> <li>659 @ UConn.....2018</li> <li>653 ECU.....2020</li> </ol> <p><b>Most First Downs</b></p> <ol style="list-style-type: none"> <li>38 Alabama A&amp;M.....2018</li> <li>38 @ Memphis.....2015</li> <li>36 Ohio.....1968</li> <li>34 Temple.....2015</li> <li>34 Alabama A&amp;M.....2015</li> </ol> <p><b>Most Fumbles</b></p> <ol style="list-style-type: none"> <li>15 Louisville.....1970</li> <li>9 North Texas State.....1968</li> <li>8 Wichita State.....1960</li> </ol> <p><b>Most Fumbles Lost</b></p> <ol style="list-style-type: none"> <li>7 Virginia Military Institute.....1951</li> <li>6 Louisville.....1970</li> <li>6 Hardin-Simmons.....1955</li> </ol> <p><b>Most Turnovers</b></p> <ol style="list-style-type: none"> <li>9 Xavier.....1955</li> <li>9 Hardin-Simmons.....1955</li> <li>9 Virginia Military Institute.....1951</li> <li>8 Houston.....1968</li> <li>8 Western Michigan.....1949</li> </ol> <p><b>Most Penalties</b></p> <ol style="list-style-type: none"> <li>18 Kansas State.....1951</li> <li>15 Xavier.....1958</li> <li>14 at Hawai'i.....2002</li> <li>14 Louisville.....1968</li> </ol>	<p><b>Most Penalty Yards</b></p> <ol style="list-style-type: none"> <li>176 Louisville.....1968</li> <li>170 Kentucky.....1945</li> <li>161 Dayton.....1957</li> <li>159 ECU.....2020</li> <li>142 Toledo.....1953</li> <li>140 Kansas State.....1951</li> </ol> <p><b>Most Punts</b></p> <ol style="list-style-type: none"> <li>13 Pittsburgh.....1981</li> <li>13 Mississippi State.....1948</li> <li>12 Louisville.....1996</li> <li>12 Virginia Tech.....1995</li> <li>11 Boston College.....1997</li> <li>11 Central Michigan.....1990</li> <li>11 North Texas State.....1970</li> <li>11 Tulsa.....1958</li> <li>11 Mississippi State.....1949</li> </ol> <p><b>Most Punting Yards</b></p> <ol style="list-style-type: none"> <li>510 Louisville.....1996</li> <li>502 Arizona State.....1976</li> <li>475 Mississippi State.....1948</li> <li>460 North Texas State.....1968</li> <li>456 Boston College.....1997</li> <li>452 Virginia Tech.....1995</li> <li>451 Central Michigan.....1990</li> <li>425 West Virginia.....2003</li> <li>418 Rutgers.....2008</li> <li>407 Iowa.....1990</li> </ol> <p><b>Most Punt Return Yards</b></p> <ol style="list-style-type: none"> <li>177 Ohio.....1949</li> <li>156 Western Reserve.....1951</li> <li>150 Western Michigan.....1950</li> <li>122 Louisville.....1997</li> <li>116 UTEP.....1950</li> </ol> <p><b>Most Kickoff Return Yards</b></p> <ol style="list-style-type: none"> <li>295 Memphis.....1971</li> <li>278 at Pittsburgh.....2009</li> <li>265 at Oklahoma.....2008</li> <li>226 Florida.....2010</li> <li>219 Hardin-Simmons.....1955</li> </ol>	<p><b>Fewest Rushing Attempts</b></p> <ol style="list-style-type: none"> <li>15 Illinois.....2009</li> <li>16 at West Virginia.....2010</li> <li>16 Fresno State.....2009</li> <li>19 Ohio State.....2014</li> <li>19 at UConn.....2008</li> <li>19 Miami (OH).....1968</li> <li>18 at Houston.....2015</li> <li>18 at Pittsburgh.....2009</li> </ol> <p><b>Fewest Rushing Yards</b></p> <ol style="list-style-type: none"> <li>-23 Rutgers.....2005</li> <li>-20 Northwestern State.....1977</li> </ol> <p><b>Fewest Passes Completed</b></p> <ol style="list-style-type: none"> <li>0 Dayton.....1970</li> <li>1 Wichita State.....1965</li> <li>1 South Dakota.....1965</li> <li>1 Wichita State.....1962</li> <li>1 Tulsa.....1959</li> </ol> <p><b>Fewest Passing Yards</b></p> <ol style="list-style-type: none"> <li>0 Dayton.....1970</li> <li>6 Wichita State.....1965</li> <li>8 South Dakota.....1965</li> <li>11 Wichita State.....1962</li> <li>14 Ohio.....1970</li> </ol> <p><b>Fewest Yards Total Offense</b></p> <ol style="list-style-type: none"> <li>46 North Texas.....1959</li> <li>48 Central Michigan.....1989</li> <li>69 Iowa.....1990</li> <li>97 Houston.....1957</li> <li>100 Tulsa.....1958</li> </ol> <p><b>Fewest First Downs</b></p> <ol style="list-style-type: none"> <li>3 West Virginia.....1989</li> <li>5 Pacific.....1949</li> <li>6 Tulsa.....1958</li> <li>6 Xavier.....1956</li> <li>6 @ Navy.....1956</li> </ol> <p><b>Fewest Penalties</b></p> <ol style="list-style-type: none"> <li>1 Houston.....2014</li> <li>1 Rutgers.....1994</li> <li>1 Louisville.....1966</li> <li>1 Memphis.....1966</li> <li>1 Army.....1963</li> <li>1 Hawai'i.....1954</li> </ol> <p><b>Fewest Yards Penalized</b></p> <ol style="list-style-type: none"> <li>4 Memphis.....1966</li> <li>5 Army.....1963</li> <li>10 Houston.....2014</li> <li>10 Temple.....2003</li> <li>10 Rutgers.....1994</li> <li>12 Wichita State.....1965</li> <li>13 South Dakota.....1965</li> </ol> <p><b>Fewest Punts</b></p> <ol style="list-style-type: none"> <li>0 UCF.....2015</li> <li>0 Miami (OH).....2008</li> <li>0 Memphis.....1998</li> <li>0 Miami (OH).....1954</li> <li>1 Seven Times</li> <li>Last vs. SMU.....2021</li> </ol>
--	---	---	--

# OPPONENT SINGLE GAME TEAM RECORDS & OVERTIME RESULTS

### Fewest Rushing Attempts

1.	17	Dayton.....	1961
2.	18	@ East Carolina.....	2015
3.	19	Miami (OH).....	2012
	19	Xavier.....	1954
	19	Akron.....	2006

### Fewest Rushing Yards

1.	-46	Kansas.....	1997
2.	-37	Wichita State.....	1974
3.	-22	NC State.....	2011
4.	-20	Northwestern State.....	1977
5.	-19	Louisiana-Monroe.....	1996
6.	-17	Louisville.....	1968
7.	-16	Louisiana-Lafayette.....	1975
8.	-15	Syracuse.....	2007
9.	-14	Louisville.....	1981
	-14	Wichita State.....	1965

### Fewest Passing Attempts

1.	1	Boston College.....	1964
2.	2	Louisville.....	1953
3.	3	Miami (OH).....	1971
	3	Wichita State.....	1955
	3	Miami (OH).....	1957

### Fewest Pass Completions

1.	0	vs. Louisville.....	1974
	0	vs. Ohio.....	1973
	0	vs. Boston College.....	1964
	0	vs. Indiana.....	1963
	0	vs. Ohio.....	1949

### Fewest Passing Yards

1.	-1	Xavier.....	1971
2.	0	Louisville.....	1974
	0	Ohio.....	1973
	0	Boston College.....	1964
	0	Indiana.....	1963
	0	Ohio.....	1949

### Fewest Yards Total Offense

1.	18	Louisiana-Lafayette.....	1973
2.	22	Ohio.....	1950
3.	32	Xavier.....	1954
4.	53	Kansas.....	1997
5.	70	Louisville.....	1976

### Most Points

1.	81	Penn State.....	1991
2.	71	Houston.....	1968
	71	Ohio Wesleyan.....	1928
4.	70	Louisville.....	2004
	70	Florida State.....	1990
6.	69	West Virginia.....	1989

### Most Rushing Attempts

1.	86	West Virginia.....	1969
2.	79	Houston.....	1974
	79	Miami (OH).....	1972
4.	76	Miami (OH).....	1967
5.	74	Miami (OH).....	1968

### Most Rushing Yards

1.	569	@ Navy.....	2017
2.	539	Northern Illinois.....	1989
3.	500	ECU.....	1987
4.	484	Penn State.....	1991
5.	483	West Virginia.....	1969

### Most Passing Yards

1.	535	@ ECU.....	2019
2.	482	vs. Florida.....	2010
3.	464	@ ECU.....	2017
4.	460	Louisville.....	1998
5.	451	Tulsa.....	1965

### Most Passing Attempts

1.	67	Louisville.....	1997
2.	66	Indiana.....	2022
	66	Houston.....	1993
4.	62	ECU.....	2014
	62	ECU.....	1997

### Most Pass Completions

1.	38	Duke.....	2012
2.	37	ECU.....	1997
3.	36	Oklahoma.....	2010
	36	Houston.....	1992
5.	35	ECU.....	2014
6.	34	@ ECU.....	2015
	34	@ Tennessee.....	2011

### Most Yards Total Defense

1.	742	Louisville.....	1998
2.	710	@ Ohio State.....	2014
	706	Penn State.....	1991
4.	696	Houston.....	1968
5.	662	Iowa.....	1990

### Most Passes Intercepted

1.	7	Kansas State.....	1951
2.	6	Oregon State.....	2007
	6	North Texas.....	1966
	6	UTEP.....	1951
	6	Mississippi State.....	1949

### Most Interception Return Yards

1.	162	Dayton.....	1956
2.	138	UTEP.....	1951
3.	123	Memphis.....	1998
4.	117	Memphis.....	1995
5.	110	Oregon State.....	2007

### Most Turnovers Forced

1.	8	Rice.....	1974
2.	7	Oregon State.....	2007
	7	Memphis.....	2000
	7	ECU.....	1990
	7	Rutgers.....	1983

## OVERTIME RECORDS

YEAR	OPPONENT	W/L	LENGTH	REGULATION	FINAL
1996	Miami (OH)	W	3OT	17-17	30-23
1997	at Houston *	L	2OT	31-31	41-38
	at Miami (OH)	W	2OT	24-24	34-31
1999	UAB *	L	OT	21-21	24-21
2000	at Wisconsin	L	OT	22-22	28-25
	at Memphis *	W	OT	10-10	13-10
2002	TCU *	W	OT	29-29	36-29
2003	Temple	W	3OT	24-24	30-24
	at USF *	L	2OT	10-10	24-17
2008	at No. 20 West Virginia *	W	OT	20-20	26-23
2012	at No. 16/14 Louisville *	L	OT	31-31	34-31
2013	No. 19/16 Louisville *	L	OT	24-24	31-24
2016	at Tulsa *	L	OT	34-34	40-37
2017	SMU *	L	OT	28-28	31-28
2018	at Temple *	L	OT	17-17	24-17
	at SMU *	W	OT	20-20	26-20
2023	Miami (OH)	L	OT	24-24	31-24

\* - Conference Game

## CINCINNATI'S RECORD WHEN ...

All Overtime Games.....	7-10
One Overtime:.....	4-8
Two Overtimes:.....	1-2
Three Overtimes:.....	2-0
Overtime at Home.....	3-4
Overtime on the Road.....	4-6
Overtime Conference Games.....	4-8
Overtime Non-Conference Games.....	3-2
Overtime Coin Toss.....	9-8

### POSSESSION RESULT

	CINCINNATI	OPP.
Touchdowns	8	8
Field Goals	6	7
Missed Field Goals	0	3
Turnovers	6	5