



2024-2025 WOMEN'S BASKETBALL MEDIA GUIDE

CINCINNATI WOMEN'S BASKETBALL



FIFTH THIRD ARENA



After a 20-month, privately-funded \$87-million renovation, Fifth Third Arena reopened prior to the 2018-19 season as the latest marker in the continued growth of University of Cincinnati basketball.

Improvements to the 12,012-seat arena include two 360-degree concourses with court-centric seating, club seats, loge boxes and premium suites. The Arena Club, Champions Club and the Mercedes-Benz Courtside Club provide entertainment options for fans. State-of-the-art videoboards and ribbon boards raise the gameday experience to the next level while increased points-of-sale for concessions feature food options from some of Cincinnati's most famous restaurants.

New student-athlete amenities include new locker rooms, a film room and a hydrotherapy room while the Margaret K. Valentine Classroom creates more learning environments for the University.

What hasn't changed is the thrilling environment on game day, featuring loud and intimidating student sections along both baselines and passionate, determined play on the court.

In the first two seasons following its renovation, Fifth Third Arena has welcomed more than 11,100 fans per game and ranked among the national leaders in attendance.

In all, more than 5 million fans have watched a Bearcats men's basketball game since the arena originally opened on Nov. 25, 1989. In the 29 seasons since, Cincinnati has posted a 419-88 (.826 win percentage) record in the building, while the program has achieved 21 NCAA Tournament appearances, six Sweet 16 appearances, one Final Four showing and 12 regular-season conference titles.

Originally tabbed the Myrl H. Shoemaker Center, it was named after the former Ohio lieutenant governor who was instrumental in securing state funding for the building while he was chairman of the Ohio House Finance Appropriations Committee. Shoemaker died in 1985.

Affectionately known as "The Shoe," the arena was renamed Fifth Third Arena at Myrl H. Shoemaker Center in 2004 in recognition of Fifth Third Bank's support of the Varsity Village facilities enhancement project. Fifth Third Bank remains a valued long-term campus-wide partner on numerous initiatives.

In 2002, the floor was named Ed Jucker Court in honor of the head coach who led Cincinnati to its two national titles in 1961 and 1962.



ARENA FEATURES

- » Renovation of the building facade, entries and plazas, including the addition of an outdoor videoboard
- » Two 360-degree concourses and permanent lower bowl with court-centric seating and new chairback seating
- » New hospitality areas, including main and upper level concourse bars available to all fans and the addition of three exclusive clubs - the Arena Club, the Champions Club and the Mercedes-Benz Courtside Club
- » New upper-level concourse with its own fan amenities, including new restrooms, concessions and a specialty drink bar
- » Additional bars at the north end of the main and upper concourses - the Armory Bar and the Queen City Bar - that highlight UC Athletics' partnerships with Braxton, MadTree and Rhinegeist
- » New center-hung videoboard, ribbon boards, sound system and LED lighting to enhance game atmosphere
- » Increased points and sale for concessions including some of Cincinnati's favorite food options - Buffalo Wings & Rings, Frisch's, Skyline Chili and Taste of Belgium
- » Open entrance plaza with centralized ticketing and guest services along with the new Fan First Center

TABLE OF CONTENTS



Fifth Third Arena1

GENERAL INFORMATION

Table of Contents.....2
Cincinnati Quick Facts.....3

COACHING STAFF

Katrina Merriweather, Head Coach...4
Assistant Coaches/Support Staff... 5-9

2024-25 BEARCATS

Rosters 10-11
Tineya Hylton..... 12
Reagan Jackson13
Daylee Dunn 14
Aicha Dia 15
Abby Holtman 16
Brianna Byars17
Jillian Hayes..... 18
Alliance Ndiba..... 19
Destiny Thomas..... 20
Delaney Snyder21
A'riel Jackson.....22
Chloe Mann/Ramiyah Byrd.....23

2023-24 SEASON REVIEW

2023-24 Season Statistics24
2023-24 Conference Statistics25

HISTORY AND RECORDS

Single-Game Records 26-27
Single-Season Team Records28
Individual Season Records.....29
Individual Career Records 30
1,000-Point Scorers..... 31-33
Awards..... 34
Annual Leaders35
Letterwinners..... 36
All-Time Series Scores.....37-43
Record vs. Opponents..... 44
All-Time Series Scores45-52

CINCINNATI QUICK FACTS

GENERAL INFORMATION

Location	Cincinnati, OH 45221
Founded	1819
Enrollment	53,235
Nickname	Bearcats
Colors	Red and Black
Arena (Capacity)	Fifth Third Arena (12,012)
Affiliation	NCAA Division I
Conference	Big 12
President	Neville Pinto
Alma mater/year	Indian Institute of Technology [New Delhi], 1980
Director of Athletics	John Cunningham
Alma mater/year	TCU, 2001
Faculty Representative	Brian Hatch
Department of Athletics Phone	(513) 556-4603
Athletics Ticket Office Phone	(877) CATS-TIX
Athletics Website	GoBEARCATS.com
Athletics Twitter Account	@GoBearcats
Women's Basketball Twitter Account	@GoBearcatsWBB

ATHLETICS COMMUNICATIONS

Director/Strategic Brand Engagement (primary contact)	Molly Metress
Cell	703-554-3456
E-mail	metresmy@uc.edu
Associate AD/Athletics Communications	Zach Stipe
Office/Cell	(513) 556-5186/513-497-3132
Email	stipezd@ucmail.uc.edu
Fifth Third Arena Press Row Phone	(513) 556-3800

BASKETBALL STAFF

Head Coach	Katrina Merriweather (Cincinnati, 2001)
Record at UC	14-18 [2nd year]
Career Record	165-88 (.652) [9th year]
Assistant Coaches	Ashley Barlow (Notre Dame, 2010)
	Abby Jump (Wright State, 2015)
	Kabrina Merriweather (Georgia Southwestern State, 2015)
Director of Operations	Abby Owings (Thomas More, 2017)
Asst. Director of Basketball Operations	Ryan Pall (Bowling Green, 2021)
Director of Player Personnel	Michal Miller (Wright State, 2020)
Athletic Trainer	Jessica Emfinger (Utah, 2021)
Dir. of Sports Performance	Natasha Gottlieb (Louisiana Christian, 2013)
Graduate Assistant	Lanyce Williams (Memphis, 2023)
Basketball Operations Assistant	Alayah Neal (Memphis, 2024)

HISTORY

First year of basketball	1978-79
All-time record	681-686 (.498)
NCAA appearances/last	4/2003
All-time record	1-4
Conference Regular-Season Championships/last	3, 1999
Conference Tournament Championships/last	1, 2002
Postseason appearances/last	14/2024
All-time record	7-15
All-Americans	7

TEAM INFORMATION

2023-24 Record	14-18 (5-13 Big 12)
Starters Returning/Lost	4/1
Letterwinners Returning/Lost	9/6
Newcomers	4
Percentage of Points Returning	63.0 percent (1,259 of 1,997)
Percentage of Rebounds Returning	61.9 percent (700 of 1,131)
Percentage of Assists Returning	50.2 percent (148 of 295)

LETTERWINNERS RETURNING (9)

NAME	POS.	HT.	CL.	GP / GS	PPG	RPG	APG
Reagan Jackson	G	5-8	So.	32/26	8.2	2.6	0.8
Aïcha Dia	G	6-0	Jr.	31/1	1.7	2.3	0.4
Abby Holtman	G	5-10	So.	19/0	1.9	0.6	0.3
Brianna Byars	F	5-11	So.	32/0	2.6	2.7	0.3
Ramiyah Byrd	F	5-11	R-Fr.	-	-	-	-
Jillian Hayes	F	6-1	Gr.	32/32	12.9	8.4	0.8*
Destiny Thomas	C	6-4	Jr.	25/17	4.8	3.9-	0.4
Delaney Snyder	C	6-5	So.	17/0	1.1	0.5	0.1*
A'riel Jackson	G	5-9	Jr.	29/23	9.4	2.5	1.7

* - Blocks per game

NEWCOMERS (4)

NAME	POS.	HT.	YR.	HOMETOWN/LAST SCHOOL
Chloe Mann	G	5-8	Fr.	Forth Worth, Texas/Duncanville
Tineya Hylton	G	5-7	Sr.	Toronto, Canada/Texas A&M
Daylee Dunn	G	5-10	5th	San Ramon, Calif./LMU
Alliance Ndiba	F	6-3	R-Jr.	Lubumbashi, Congo/Arizona Western

HEAD COACH KATRINA MERRIWEATHER



Director of Athletics John Cunningham announced the hire of former Bearcats' captain Katrina Merriweather as the 10th women's basketball head coach at the University of Cincinnati on March 25, 2023.

Merriweather quickly has become a rising star in the coaching profession, taking three programs to the postseason a total of six times, including a pair of NCAA Tournament appearances. She has totaled 165 wins in eight seasons as bench boss.

Merriweather guided the Bearcats' transition from the American Athletic Conference to the Big 12 Conference in her first season at UC in 2023-24. The Bearcats saw a five-win improvement and their 14 wins were the most in a single season since 2019-20. The squad posted its best non-conference winning percentage (72.7%) in 15 years and won six consecutive games during the stretch for its longest win streak since 2019-20. The non-conference slate also featured UC's first win over an SEC opponent since 2004.

Merriweather led her third school to the postseason, having done so at previous stops Memphis and Wright State. Cincinnati qualified for the WNIT for its 14th postseason appearance and first since 2019.

Senior Jillian Hayes became the first player in program history to earn All-Big 12 honors. She ranked inside the top-5 in the league in free throws made, free throws attempts and rebounds per game. She announced she would return to the Bearcats for her final season of eligibility in 2024-25.

"I'm excited to announce Katrina Merriweather as the next head coach for our women's basketball program," Cunningham said. "Her track record of success at both Wright State and Memphis speaks for itself. She's been an outstanding recruiter, program builder and developer of talent. As an alumna of Cincinnati and one of the winningest players in school history, she knows the potential this program has and understands what it will take for us to compete at the top of the Big 12. She's the perfect fit and I'm thrilled to welcome her back to the program."

A four-year letterwinner for the Bearcats' Hall of Fame head coach Laurie Pirtle from 1997-01, Merriweather became the program's first women's basketball player to advance to four consecutive postseason tournaments. Additionally, she helped lead the program to its first-ever NCAA Tournament win as a graduate assistant coach in 2001-02.

"I'm elated to come back to the University of Cincinnati as the head coach of the women's basketball program," Merriweather said. "My time as a student-athlete and as a Bearcat were some of the greatest years of my life, and I'm excited to give back with everything I have to our current players like so many did for me. This is home for me, and I'm honored to wear the C-Paw once again. I'm thankful to John Cunningham and Maggie McKinley for this opportunity and I'm looking forward to working closely with our entire athletics department to compete for championships in the Big 12."

Merriweather and USA Basketball earned a silver medal podium finish at the 2023 FIBA Women's AmeriCup in León, Mexico. She was elevated to her first bench coach assignment for the event after previously serving as a court coach for the 2021 USA Women's U19 National Team Trails.

Merriweather led Memphis to a 22-11 season in 2022-23, the program's first 20-win season in more than a decade, and an appearance in the 2023 WNIT Sweet 16.

Merriweather took over a four-win Memphis team and immediately produced 16 wins in 2021-22 before the 22-win campaign this season in which the Tigers clinched the two seed in the 2022 AAC Championships, the program's highest-ever AAC regular season finish, and advanced to a postseason tournament for the first time since 2015-16.

In her two seasons at the helm, the Tigers compiled a 38-23 record and earned three All-Conference selections.

The search was led by Maggie McKinley, Deputy Athletic Director and Senior Woman Administrator, who worked with Cunningham to bring Merriweather back home.

"It was truly a no-brainer to bring Katrina Merriweather back to Cincinnati to lead our women's basketball program," McKinley said. "She checked every box for what we were looking for in our next head coach. She's a top recruiter with a proven track record of building programs. She will bring an elite staff with her here, and care and concern for the student-athlete is her top priority. Of course, being a former player, team captain and graduate assistant coach here, she has personal investment in the program. Any time you get the opportunity to bring a Bearcat back to their home and back to the University of Cincinnati family, it's a win."

Prior to her tenure at Memphis, Merriweather spent five seasons as the head coach at Wright State, where she took the Raiders to two NCAA Tournaments and was named Horizon League Coach of the Year three times. Merriweather led Wright State to the program's third appearance and first NCAA Tournament win with an upset over four-seed Arkansas in 2021.

In 2018-19, she guided the Raiders to a school-record 27 wins and its first-ever outright Horizon League regular season championship, securing the conference tournament title and reaching the NCAA Tournament for the second time in program history.

While at the helm, Merriweather led the Raiders to a 113-47 (.706) record, finishing with the best winning percentage in program history. She was a part of all three of the program's Horizon League tournament titles and NCAA Tournament appearances, twice as a head coach in 2019 and 2021 and once as an assistant in 2014. The Raiders also earned 16 All-Conference selections in her tenure.

Merriweather was an assistant under Mike Bradbury for six seasons at Wright State from 2010-16 before becoming head coach.

Prior to Wright State, she was an assistant at Purdue from 2003-06, and at UIC for the 2002-03 season.

With the Bearcats, Merriweather made 27 career starts, including 22 in her senior season, and played in 107 games. She helped lead the program to an 83-41 record in her four seasons.

"I'm beyond proud for Katrina," said Pirtle, who won 310 games over 21 seasons at Cincinnati. "She was a tremendous player in terms of how she handled herself, but most importantly she was a coach and leader on and off the floor. She constantly pulled our team together. This hire should come as no surprise. I speak for all of the UC basketball family when I say we are extremely proud of her and excited to see her come back to lead this program."

The Indianapolis native graduated from Cincinnati in 2001 with a bachelor's degree in English literature and earned a second bachelor in secondary education in 2002.

PERSONAL INFORMATION



HOMETOWN: Indianapolis, Ind.
ALMA MATER: Cincinnati ('01, '02)
OVERALL RECORD: 165-88

PLAYING CAREER

YEAR	TEAM
1997-2001	Cincinnati

COACHING CAREER (ENTERING 9TH AS HEAD COACH)

YEAR	SCHOOL	POSITION
2001-02	Cincinnati	Graduate Assistant
2002-03	UIC	Assistant Coach
2003-06	Purdue	Assistant Coach
2010-16	Wright State	Assistant Coach
2016-21	Wright State	Head Coach
2021-23	Memphis	Head Coach
2023-Present	Cincinnati	Head Coach

YEAR-BY-YEAR HEAD COACHING RECORD

Wright State	
2016-17	25-9, 15-3 Horizon – co-Champions; WNIT 2nd round
2017-18	23-11, 12-6 Horizon – 3rd; WNIT 1st round
2018-19	27-7, 16-2 Horizon – Champions; NCAA 1st round
2019-20	19-12, 13-5 Horizon – t-2nd; no postseason COVID-19
2020-21	19-8, 15-5 Horizon – co-Champions; NCAA 2nd round
Memphis	
2021-22	16-12, 6-9 American – 7th
2022-23	22-11, 11-4 American – 2nd; WNIT Super 16
Cincinnati	
2023-24	14-18, 5-13 Big 12 - 11th; WNIT Second Round

Total (8 years)	165-88 (.652)
	71-21 (.772) Horizon League
	17-13 (.567) American
	5-13 (.278) Big 12



ASHLEY BARLOW

ASSISTANT COACH / OFFENSIVE COORDINATOR SECOND SEASON

Ashley Barlow brings over a decade of experience to the staff, including serving as a longtime assistant for eight seasons with Katrina Merriweather.

Barlow enters her second season with the Bearcats in 2024-25. She works directly with the guards and serves as offensive coordinator.

In 2023-24, the Bearcats saw a five-win improvement from a season ago and their 14 wins were the most in a single season since 2019-20. The squad posted its best non-conference winning percentage (72.7%) in 15 years and won six consecutive games during the stretch for its longest win streak since 2019-20.

In her two seasons at Memphis, she worked directly with the guards and was indispensable in the development of the program's all-time career three-point leader and two-time All-AAC selection Madison Griggs.

In her five seasons on the Raiders' bench, Barlow helped Katrina Merriweather compile a 113-47 record, four postseason appearances and two Horizon League Championships. Prior to Wright State, she spent three seasons as an assistant coach at the University of Evansville and two seasons in the same role at IUPUI.

Prior to coaching, the Indianapolis native was a standout guard for four seasons at Notre Dame from 2006-10 and became the only player in Fighting Irish history, male or female, to eclipse 1,000 points, 500 rebounds, 250 assists and 250 steals in her career.

Barlow played one season professionally in Israel for Elitzur Rishon Le-Zion in 2010-11.



ABBY JUMP

ASSISTANT COACH / RECRUITING COORDINATOR SECOND SEASON

Abby Jump enters her second season with the Bearcats in 2024-25. She joined the staff after spending the last five seasons with Katrina Merriweather at Memphis and Wright State. A rising star in the profession, she was the only coach nationally to be named to the Women's Basketball Coaches Association (WBCA) Thirty Under 30 list for a six-year stretch from 2018-23.

In 2023-24, the Bearcats saw a five-win improvement from a season ago and their 14 wins were the most in a single season since 2019-20. The squad posted its best non-conference winning percentage (72.7%) in 15 years and won six consecutive games during the stretch for its longest win streak since 2019-20. Jump mentored forward Jillian Hayes, who became the first Bearcat to earn All-Big 12 honors. Hayes ranked inside the top-5 in the league in free throws made, free throws attempts and rebounds per game. She announced she would return to the Bearcats for her final season of eligibility in 2024-25.

With the Tigers, Jump oversaw the development of perimeter players, including leading scorer and All-AAC Second Team selection Jamirah Shutes, while coordinating recruiting efforts over the last two seasons.

Prior to Memphis, Jump helped lead her alma mater Wright State to two NCAA Tournament appearances and two Horizon League Championships over three seasons.

Before returning to Wright State, Jump was an assistant coach at Morehead State for two seasons, where she was a part of the Eagles' first WNIT appearance and helped signed the highest ranked recruiting class in program history.

Jump spent a season as the director of operations at Bucknell from 2015-16. The Union, Ky., native played four seasons at Wright State under then-assistant coach Katrina Merriweather from 2011-15, where the guard led the conference in three-point field goal percentage each of her last two seasons and helped guide the program to a 2014 NCAA Tournament appearance.



KABRINA MERRIWEATHER

ASSISTANT COACH/DIRECTOR OF CULTURE DEVELOPMENT SECOND SEASON

Kabrina Merriweather enters her second season as an assistant coach at Cincinnati in 2024-25. The youngest sister of head coach Katrina Merriweather, Kabrina Merriweather specializes in coaching the posts unit and leads all cultural development.

Kabrina Merriweather has been named to the WBCA Thirty Under 30 list for two straight seasons (2023, 2024). The WBCA Thirty Under 30 program was created to recognize 30 up-and-coming women's basketball coaches aged 30 and under at all levels of the game. Each honoree has exemplified their involvement in community service, mentorship and impact on others, professional manner, and attitude and professional association involvement.

Her work with the Bearcats' posts in 2023-24 led Cincinnati to finish the season ranked 23rd nationally in offensive rebounds per game (14.5), 53rd in total rebounding (39.66) and 54th in rebounding margin (+5.0).

Merriweather comes to Cincinnati after serving in the same role at Memphis in 2022-23, where she helped lead the Tigers to a 22-11 record, the program's first 20-win campaign in more than a decade, and an appearance in the 2023 WNIT Sweet 16. Her work with the Tigers' posts led Memphis to finish the season ranked seventh nationally and first in the conference with 43.5 rebounds per game, the program's best average since 1993-94 and sixth-best overall, and Destiny Thomas to 2022-23 American Athletic Conference All-Freshman Team honors.

Prior to Memphis, Merriweather spent two years at New Mexico from 2020-22, where she was elevated to an assistant coach role as an under Mike Bradbury in 2021-22 after spending 2020-21 as the Lobos' Director of Operations. Merriweather specialized in the post players, where she guided Shaiquell McGruder to the Mountain West All-Conference and All-Defensive team accolades and Paula Reus to the Mountain West All-Freshman team.

Prior to her stint at New Mexico, Merriweather spent a season as a coach with the Indianapolis Bandits, a semi-professional basketball team. Preceding her stint with the Bandits, Merriweather was a teacher and basketball coach at alma mater, Tindley High School, in Indianapolis, Ind. for four years.

A former forward for Florida A&M and Georgia Southwestern State from 2011-15, Merriweather earned a bachelor's degree in psychology with a minor in education in 2015. Despite a college career stunted by injury, Merriweather spent three years as a member of the Student-Athlete Advisory Committee (SAAC).



ABBY OWINGS

ASSISTANT COACH / DIRECTOR OF BASKETBALL OPERATIONS SECOND SEASON

Abby Owings enters her second season as Director of Operations / Assistant Coach in 2024-25. She serves an integral role in overseeing operations and staff logistics within the women's basketball program while holding on-court coaching responsibilities.

Owings most recently served as an assistant coach/recruiting coordinator at Eastern Kentucky from 2021-23. She assisted the Colonels to a 33-30 record, including a 22-8 home mark, and orchestrated recruiting efforts in their transition to the ASUN conference.

Prior to her latest stint, Owings served in the same role at Bellarmine for its transition to Division I basketball in the 2020-21 season. She spent the 2019-20 season at Shawnee State, where she assisted the Bears to a 29-4 record and a Mid-South Conference Tournament title. She was instrumental in the development of All-Conference Player of the Year Bailey Cummins and Brandie Snow, who were both named NAIA All-Americans.

Owings started her coaching career as a graduate assistant at Morehead State in 2018-19, helping lead the program to a 24-11 record, second-place regular season finish in the Ohio Valley conference and an appearance in the WNIT second round.

A three-time team captain, Owings concluded her collegiate career as one of the most accomplished players in Thomas More history. She currently ranks second in program history with 1,789 points, second with 264 three-point field goals made and fourth with 434 assists.

Owings was named a three-time D3Hoops.com All-American and two-time WBCA All-American, while leading the team to two NCAA DIII National Championships and three DIII final four appearances. The Independence, Ky. native concluded her collegiate career with a 124-3 and 72-0 conference record.



MICHAL MILLER

DIRECTOR OF PLAYER PERSONNEL / ASSISTANT COACH SECOND SEASON

Michal Miller enters her second season as Director of Player Personnel / Assistant Coach in 2024-25.

Miller added on-court coaching responsibilities to her role as director of player personnel after she was announced a part of the staff in April 2023 following three seasons on Merriweather's staff at Memphis and Wright State.

Prior to her arrival in Cincinnati, Miller spent two seasons as a video coordinator at Memphis. She also served as a volunteer coach with Katrina Merriweather at Wright State in 2020-21, where she was responsible for a multitude of operational and managerial aspects.

The Michigan City, Ind., native closed out the final two seasons of her playing career under Katrina Merriweather at Wright State from 2018-20, where she became only the second player in program history to earn 2019 Horizon League Tournament MVP honors and was also named to the 2020 Horizon League Second Team.

Before joining the Raiders, Miller led Trinity Valley Community College to the NJCAA National Championship appearance after starting at Arizona.



RYAN PALL

ASSISTANT DIRECTOR OF BASKETBALL OPERATIONS SECOND SEASON

Ryan Pall enters his second season as assistant director of basketball operations in 2024-25.

Pall serves an integral role in overseeing operations and staff logistics within the women's basketball program, primarily acting as a liaison for the athletic department's equipment, academics, facilities and ticketing personnel. In addition, he coordinates camps and clinics, supports equipment functions in the transition to Jordan brand, handles visiting team accommodations, assists team travel and supervises the manager and practice personnel.

He arrived in Cincinnati with experience working with head coach Katrina Merriweather at Memphis, where he spearheaded women's basketball equipment functions at Elma Roane Fieldhouse and provided support for various operations responsibilities as an assistant equipment manager from 2021-23. During his time in Memphis, the program earned a trio of all-conference honorees and posted consecutive winning seasons for the first time since 2011-12.

Pall also facilitated volleyball, rifle, men's and women's tennis equipment operations in his stint at Memphis.

An Uhrichsville, Ohio native, Pall served in a similar role on the equipment staff at his alma mater, Bowling Green, from 2018-21. A two-time graduate of Bowling Green, Pall earned his bachelor's degree in education and human development with a specialization in sport management in 2018 before he added a master's degree in business administration in 2021.

His additional experience includes internships with the football equipment staffs of the Pittsburgh Steelers in 2017 and Toledo in 2018.

He has held a certification from the Athletic Equipment Managers Association since 2019.



LANCYE WILLIAMS

GRADUATE ASSISTANT SECOND SEASON

University of Cincinnati women's basketball head coach Katrina Merriweather announced the addition of graduate assistant Lanyce Williams. She enters her second season with the program in 2024-25.

Williams assists the staff with a number of internal operations and coaching responsibilities while completing her graduate degree in educational leadership.

In 2023-24, the Bearcats saw a six-win improvement from a season ago and their 14 wins were the most in a single season since 2019-20. The squad posted its best non-conference winning percentage (72.7%) in 15 years and won six consecutive games during the stretch for its longest win streak since 2019-20.

The Arlington, Tenn., native assumed a volunteer student assistant coach role under Merriweather at Memphis in 2022-23, in which three Tigers collected all-conference accolades while the team finished 22-11, its first 20-win season since 2011-12, and advanced to the WNIT Sweet 16.

A former three-star prospect by ESPN, Williams played for Memphis from 2019-22 before her career was halted by persistent injuries and a heart condition. She also has experience in a similar coaching capacity with AAU basketball over the last two summers.

Williams graduated summa cum laude with a bachelor's degree in education from Memphis in May 2023. She earned a spot of the dean's list each semester and served as the president of the Student Athlete Advisory Committee (SAAC) in 2022-23.



ALAYAH NEAL

BASKETBALL OPERATIONS ASSISTANT FIRST SEASON

University of Cincinnati women's basketball head coach Katrina Merriweather has announced the addition of Alayah Neal as Basketball Operations Assistant.

She joins Cincinnati after serving as a student manager for Katrina Merriweather at the University of Memphis from 2022 to 2023.

Prior to her time at Memphis, Neal played for Ancilla College from 2020 to 2021. She was also a standout player under Katrina Merriweather at Arsenal Tech High School in Indianapolis, Ind., during the 2019-2020 season, and previously played at North Central High School from 2016 to 2019.



NATOSHA GOTTLIEB

DIRECTOR OF SPORTS PERFORMANCE FIRST SEASON

University of Cincinnati women's basketball head coach Katrina Merriweather has announced the hiring of Natosha Gottlieb as the program's Director of Sports Performance. Gottlieb's responsibilities will include the physical development of UC players to perform optimally while decreasing their likelihood of injury. She will be closely involved in the preparation of each player's readiness for practices and games via nutrition, recovery and education.

The New Orleans native arrives in Cincinnati after spending four seasons at the University of Florida. She served as the Gators' strength and conditioning coordinator, specializing in women's basketball and women's tennis.

Prior to UF, she served as the associate director of strength and conditioning at Florida State where she trained women's cross country, volleyball and beach volleyball. Gottlieb was an All-American guard at Louisiana College where she scored over 1,000 points and appeared in over 100 games for the Wildcats. She garnered three ASC Academic Honor Roll designations and earned the prestigious ASC Scholar Athlete Medal of Honor as a senior.



JESS EMFINGER

ATHLETIC TRAINER SECOND SEASON

Jessica Emfinger joined the University of Cincinnati staff in July 2023 as Assistant Athletic Trainer, working primarily with women's basketball and women's golf. Her responsibilities include the prevention, evaluation, treatment and rehabilitation of athletic injuries and illnesses.

Prior to UC, Emfinger worked at Baylor University as a graduate assistant athletic trainer for the football and men's golf programs.

A native of Salt Lake City, Emfinger graduated from the University of Utah in 2021 with her bachelor's degree in athletic training, and received her master's in sport pedagogy from Baylor in 2023. She was an athletic training student at Utah where she worked with the football team, Utah club sports and local high schools. She also held a summer internship with the Minnesota Vikings in 2020.

Gottlieb was an All-American guard at Louisiana College where she scored over 1,000 points and appeared in over 100 games for the Wildcats. She garnered three ASC Academic Honor Roll designations and earned the prestigious ASC Scholar Athlete Medal of Honor as a senior.



ELISE SUM

ASSISTANT PERFORMANCE DIETITIAN FIRST SEASON

Elise Sum joined the Cincinnati athletics department in October 2022 and currently serves as Assistant Performance Dietitian.

Sum is a registered and licensed dietitian, who oversees the day-to-day nutrition of women's basketball, men's and women's swimming and diving, men's and women's golf, women's lacrosse, and women's tennis.

Prior to her current role at Cincinnati, she was an Olympic sports nutrition intern at Clemson University where she worked primarily with men's soccer. During her time at Clemson, Sum was also a student-athlete on the varsity rowing team.

Sum is a 2021 graduate of Clemson University, where she earned her bachelor's degree in human nutrition with an emphasis in dietetics with minors in psychology and athletic leadership. In 2022, she completed her dietetic internship and master's degree in dietetics from Marshall University.

2024-25 ROSTER

#	NAME	POS.	HT.	CL.	HOMETOWN / HIGH SCHOOL / PREVIOUS SCHOOL
0	Chloe Mann	G	5-8	Fr.	Fort Worth, Texas / Duncanville
2	Tineya Hylton	G	5-7	Sr.	Toronto, Ontario / Royal Crown Academic School / Texas A&M
3	Reagan Jackson	G	5-8	So.	Kennedale, Texas / Kennedale
5	Daylee Dunn	G	5-10	5th	San Ramon, Calif. / Salesian / Loyola Marymount
6	Aïcha Dia	G	6-0	Jr.	Montreal, Quebec / Dawson College / Penn State
7	Abby Holtman	G	5-10	So.	Florence, Ky. / Ryle
10	Brianna Byars	F	5-11	So.	Paris, Ky. / George Rogers Clark
14	Ramiyah Byrd	F	5-11	R-Fr.	Colorado Springs, Colo. / Spire Institute and Academy
20	Jillian Hayes	F	6-1	5th	Cincinnati, Ohio / Loveland
25	Alliance Ndiba	F	6-3	R-Jr.	Lubumbashi, Congo / Arizona Western
32	Destiny Thomas	C	6-4	Jr.	Jonesboro, Ark. / Jonesboro / Memphis
33	Delaney Snyder	C	6-5	So.	Richmond, Va. / TPLS Christian Academy
34	A'riel Jackson	G	5-9	Jr.	Brooklyn, N.Y. / Bishop Laughlin Memorial

STAFF

POSITION	NAME	SEASON AT CINCINNATI	ALMA MATER
Head Coach	Katrina Merriweather	Second Season* / Ninth Season Overall*	Cincinnati, 2001
Assistant Coach / Offensive Coordinator	Ashley Barlow	Second Season	Notre Dame, 2010
Assistant Coach / Recruiting Coordinator	Abby Jump	Second Season	Wright State, 2014
Assistant Coach / Director of Culture Development	Kabrina Merriweather	Second Season	Georgia Southwestern State, 2015
Director of Basketball Operations / Assistant Coach	Abby Owings	Second Season	Thomas More, 2018
Director of Player Personnel / Assistant Coach	Michal Miller	Second Season	Wright State, 2020
Assistant Director of Basketball Operations	Ryan Pall	Second Season	Bowling Green, 2018
Graduate Assistant	Lanyce Williams	Second Season	Memphis, 2023
Basketball Operations Assistant	Alayah Neal	First Season	Memphis, 2024
Director of Sports Performance	Natosha Gottlieb	First Season	Louisiana College, 2013
Athletic Trainer	Jessica Emfinger	Second Season	Utah, 2021

*Head Coach Katrina Merriweather (1997-2001, GA 2001-02) played at Cincinnati
Merriweather is in her ninth season overall as a head coach (2016-Present)

PRONUNCIATION GUIDE

Ramiyah Byrd	Rah-My-Ah
Aïcha Dia	Eye-Shuh Dee-Ah
A'riel Jackson	Are-Ee-El
Alliance Ndiba	Ah-Lee-ahnce N-Dee-buh
Tineya Hylton	Tin-AYE-uh
Michal Miller (Staff)	Mick-Ale
Lanyce Williams (Staff)	Lah-Niece



CHLOE MANN
Fr. | G | 5-8 | Fort Worth, Texas



TINEYA HYLTON
Sr. | G | 5-7 | Toronto, Ontario



REAGAN JACKSON
So. | G | 5-8 | Kennedale, Texas



DAYLEE DUNN
5th | G | 5-10 | San Ramon, Calif.



AÏCHA DIA
Jr. | G | 6-0 | Montreal, Quebec



ABBY HOLTMAN
So. | G | 5-10 | Florence, Ky.



BRIANNA BYARS
So. | F | 5-11 | Paris, Ky.



RAMIYAH BYRD
R-Fr. | F | 5-11 | Colorado Springs, Colo.



JILLIAN HAYES
5th | F | 6-1 | Cincinnati, Ohio



ALLIANCE NDIBA
R-Jr. | F | 6-3 | Lubumbashi, Congo



DESTINY THOMAS
Jr. | C | 6-4 | Jonesboro, Ark.



DELANEY SNYDER
So. | C | 6-5 | Richmond, Va.



A'RIEL JACKSON
Jr. | G | 5-9 | Brooklyn, N.Y.



KATRINA MERRIWEATHER
Head Coach
Second Season



ASHLEY BARLOW
Assistant Coach
Second Season



ABBY JUMP
Assistant Coach
Second Season



KABRINA MERRIWEATHER
Assistant Coach
Second Season



ABBY OWINGS
Operations/Assistant Coach
Second Season



MICHAL MILLER
Player Personnel/Assistant Coach
Second Season



RYAN PALL
Operations
Second Season



NATOSHA GOTTLIEB
Sports Performance
First Season



JESSICA EMFINGER
Athletic Trainer
Second Season



2 | TINEYA HYLTON

GUARD • 5-7 • SENIOR • TORONTO, ONTARIO (ROYAL CROWN ACADEMIC)

2023-24 AT TEXAS A&M

Appeared in 30 games, making three starts... Averaged 4.1 points, 1.7 assists and 1.9 rebounds per game... Led the team in assists five times and recorded three double-digit scoring performances... Dished out a career-high seven assists vs. Vanderbilt on Feb. 15, 2024 — the second-highest assist total by an Aggie that season.

2022-23 AT TEXAS A&M

Appeared in 20 games, starting in two... Averaged 6.1 points, 2.5 assists and 2.1 rebounds per game... Hit a career-high 12 points against LSU (Feb. 5)... Grabbed a career-high four rebounds against Georgia (Jan. 22)... Tied for the team lead in steals per game (1.2).

2021-22 AT GEORGIA

Joined the Lady Bulldog roster in the spring of 2022 after reclassifying due to the COVID-19 pandemic from the 2021 signing class to the 2022 class... Made a pair of defensive stops against Arkansas (Feb. 24) to help seal the UGA victory... Broke out against LSU (Feb. 10), scoring a career-high nine points with two 3-pointers... Played in eight games and averaged 2.0 points and 6.3 minutes per game.

HIGH SCHOOL

Prepped at Hamilton Heights Christian Academy in Chattanooga, Tennessee, before going back to Canada to play at Royal Crown Academic School in Toronto... At Hamilton Heights Christian Academy, she helped her team put together a 25-1 record en route to the 2020 National Association of Christian Athletes Championship... Played on the Become One AAU team and earned MVP honors at the 2021 Ballin Across Borders Games... Was a junior All-American and was a John Lucas 160 Camp invitee.



CAREER HIGHS

Statistic	Value
Points	12 vs LSU 02/05/23
Rebounds	7 vs Vanderbilt 02/15/24
Assists	7 vs Vanderbilt 02/15/24
Steals	3 5 times
Blocks	1 4 times
FG Made	5 vs A&M-Corpus Christi 11/10/22
FG Attempts	10 at Vanderbilt 01/29/23, at Auburn 02/25/24
3FG Made	2 6 times
3FG Attempts	5 at Mississippi St. 02/12/23, vs Missouri 02/20/23
FT Made	5 vs Georgia 01/22/23
FT Attempts	6 vs Georgia 01/22/23

CAREER STATISTICS

SEASON	TEAM	GP-GS	MIN/AVG	Field Goals		3-Point		F-Throws		Rebounds				Scoring						
				FG-FGA	FG%	3FG-3FGA	3FG%	FT-FTA	FT%	OFF	DEF	TOT	AVG	PF-FO	A	TO	BLK	STL	PTS	AVG
2021-22	UG	8-0	51/6.3	5-15	.333	3-7	.429	3-4	.750	1	4	5	0.6	8-0	5	6	0	3	16	2.0
2022-23	AM	20-2	389/19.4	40-127	.315	12-47	.255	30-43	.698	7	34	41	2.1	49-3	50	56	2	23	122	6.1
2023-24	AM	30-3	441/14.7	44-129	.341	10-48	.208	24-29	.828	16	40	56	1.9	65-1	52	52	2	32	122	4.1
TOTAL FOR UC		0-0	0/0.0	0-0	.000	0-0	.000	0-0	.000	0	0	0	0.0	0-0	0	0	0	0	0	0
TOTAL		58-5	881/15.2	89-271	.328	25-102	.245	57-76	.750	24	78	102	1.8	122-4	107	114	4	58	260	4.5



3 | REAGAN JACKSON

GUARD • 5-8 • SOPHOMORE • KENNEDALE, TEXAS (KENNEDALE)

2023-24

Appeared in 32 games with 26 starts as a freshman ... Averaged 8.2 points and 2.6 rebounds per game while shooting 31.6% from the field ... Had six games in double figures in Big 12 action ... Posted 16 points with a career-high four 3-pointers and six rebounds at Texas Tech (2/24) ... Went 6-of-12 from the floor vs. Houston for 13 points to go with four rebounds ... Had a stretch of five straight games in double figures in non-conference play ... Posted career-high 18 points in first career start vs. TSU (12/1) ... Tallied 13 points (3-3 3pt FG) in win vs. Kentucky (11/25/23) ... Scored nine points vs. Lindenwood (11/15).

HIGH SCHOOL/PREP

Coached by her mother Rhonda Jackson at Kennedale High School ... Was a USA 17U Finalist and 3SSB Adidas All-Star ... Two-time TGCA All-State and TABC All-State honoree.

PERSONAL

Born on May 24, 2005 ... Daughter of Erley and Rhonda Jackson ... The oldest of four with a brother, Tanson, and two sisters, Kenzie and Tinley ... Her parents both played for Texas Wesleyan.



2023-24 GAME-BY-GAME

Opponent	Date	GS	MIN	Total			3-Pointers		Free throws		Rebounds			PF	A	TO	BLK	STL	PTS	AVG	
				FG-FGA	PCT	3FG-3FGA	PCT	FT-FTA	PCT	OFF	DEF	TOT									
Louisville	11/06/2023		07:19	0-0	.000	0-0	.000	2-2	1.000	0	0	0	0	1	0	2	0	0	2	2.0	
Lindenwood	11/15/2023		17:37	2-8	.250	0-2	.000	5-6	.833	1	0	1	0.5	1	2	0	0	0	9	5.5	
at Toledo	11/19/2023		11:43	2-7	.286	1-3	.333	1-2	.500	1	2	3	1.3	1	1	1	0	0	6	5.7	
vs Colorado	11/23/2023		20:39	1-7	.143	1-5	.200	3-4	.750	0	1	1	1.3	2	0	2	0	0	6	5.8	
vs NC State	11/24/2023		15:26	3-7	.429	1-3	.333	3-4	.750	1	1	2	1.4	3	0	2	0	1	10	6.6	
vs Kentucky	11/25/2023		20:30	4-10	.400	3-3	1.000	2-2	1.000	0	2	2	1.5	1	0	2	0	0	13	7.7	
Tennessee St.	12/01/2023	*	27:50	5-13	.385	2-6	.333	6-6	1.000	2	1	3	1.7	2	2	4	0	0	18	9.1	
Xavier	12/10/2023	*	32:34	5-12	.417	1-5	.200	3-3	1.000	1	0	1	1.6	1	3	2	0	0	14	9.8	
Howard	12/13/2023	*	26:46	3-7	.429	2-4	.500	2-2	1.000	1	3	4	1.9	0	2	2	0	2	10	9.8	
at Southern Ind.	12/17/2023	*	31:34	2-12	.167	1-6	.167	0-2	.000	0	0	0	1.7	0	0	0	2	1	5	9.3	
Siena	12/21/2023	*	21:12	3-8	.375	1-4	.250	0-0	.000	0	2	2	1.7	1	0	2	0	1	7	9.1	
Kansas St.	12/30/2023	*	27:58	0-7	.000	0-2	.000	2-2	1.000	0	0	0	1.6	1	1	2	0	1	2	8.5	
at West Virginia	01/03/2024	*	14:53	0-4	.000	0-2	.000	0-0	.000	0	1	1	1.5	4	0	1	0	0	0	7.8	
at Oklahoma	01/06/2024	*	22:12	3-6	.500	2-4	.500	2-2	1.000	0	2	2	1.6	1	0	5	0	1	10	8.0	
UCF	01/10/2024	*	19:14	1-9	.111	0-2	.000	0-0	.000	0	1	1	1.5	3	1	2	0	0	2	7.6	
at BYU	01/13/2024	*	27:19	2-8	.250	1-3	.333	0-0	.000	0	3	3	1.6	2	0	0	0	0	2	5.7	
West Virginia	01/20/2024	*	27:48	3-7	.429	2-4	.500	0-0	.000	1	2	3	1.7	1	0	1	0	0	8	7.5	
Oklahoma St.	01/24/2024	*	28:01	3-6	.500	2-4	.500	1-2	.500	0	6	6	1.9	1	0	0	0	0	9	7.6	
at Texas	01/27/2024	*	26:35	3-10	.300	1-5	.200	3-3	1.000	1	3	4	2.1	0	0	4	0	1	10	7.7	
at Houston	01/30/2024	*	30:15	6-12	.500	1-3	.333	0-0	.000	0	4	4	2.2	1	1	5	0	0	13	8.0	
Texas Tech	02/03/2024	*	31:27	2-4	.500	1-1	1.000	3-4	.750	0	4	4	2.2	3	1	1	0	0	8	8.0	
at UCF	02/07/2024	*	28:13	3-6	.500	0-2	.000	1-2	.500	0	3	3	2.3	2	1	2	0	0	7	7.9	
BYU	02/10/2024	*	34:07	4-10	.400	2-7	.286	4-4	1.000	0	2	2	2.3	0	1	1	0	1	14	8.2	
at Kansas	02/14/2024	*	35:50	4-12	.333	2-5	.400	2-2	1.000	0	2	2	2.3	1	3	4	0	0	12	8.3	
TCU	02/17/2024	*	35:41	3-9	.333	1-4	.250	1-1	1.000	0	2	2	2.2	1	0	2	0	0	8	8.3	
Oklahoma	02/20/2024	*	29:56	3-11	.273	0-4	.000	2-4	.500	2	3	5	2.3	0	1	0	0	0	8	8.3	
at Texas Tech	02/24/2024	*	37:55	5-17	.294	4-7	.571	2-2	1.000	2	4	6	2.5	2	1	2	1	0	16	8.6	
Baylor	02/27/2024	*	33:16	2-12	.167	0-6	.000	4-6	.667	1	2	3	2.5	1	0	4	0	0	8	8.6	
at Iowa St.	03/02/2024	*	26:31	1-5	.200	0-2	.000	0-0	.000	0	4	4	2.6	1	0	2	0	0	2	8.3	
vs UCF	03/07/2024	*	32:54	4-8	.500	3-4	.750	1-2	.500	0	3	3	2.6	2	2	1	1	0	12	8.5	
vs West Virginia	03/08/2024	*	29:40	2-8	.250	1-3	.333	1-1	1.000	0	1	1	2.5	4	2	4	0	0	6	8.4	
Purdue Fort Wayne	03/24/2024	*	32:01	1-7	.143	0-2	.000	0-0	.000	1	3	4	2.6	1	1	4	1	0	2	8.2	
Totals			26	844:56	85-269	.316	36-117	.308	56-70	.800	15	67	82	2.6	45	26	68	3	12	262	8.2

CAREER HIGHS

Statistic	Value
Points	18 vs Tennessee St. 12/01/23
Rebounds	6 vs Oklahoma St. 01/24/24, at Texas Tech 02/24/24
Assists	3 vs Xavier 12/10/23, at Kansas 02/14/24
Steals	2 vs Howard 12/13/23, at BYU 01/13/24
Blocks	1 at Texas Tech 02/24/24, vs UCF 03/07/24, vs Purdue Fort Wayne 03/24/24
FG Made	6 at Houston 01/30/24
FG Attempts	17 at Texas Tech 02/24/24
3FG Made	4 at Texas Tech 02/24/24
3FG Attempts	7 vs BYU 02/10/24, at Texas Tech 02/24/24
FT Made	6 vs Tennessee St. 12/01/23
FT Attempts	6 vs Lindenwood 11/15/23, vs Tennessee St. 12/01/23, vs Baylor 02/27/24

CAREER STATISTICS

SEASON	TEAM	Field Goals			3-Point			F-Throws		Rebounds				Scoring						
		GP-GS	MIN/AVG	FG-FGA	FG%	3FG-3FGA	3FG%	FT-FTA	FT%	OFF	DEF	TOT	AVG	PF-FO	A	TO	BLK	STL	PTS	AVG
2023-24	UC	32-26	845/26.4	85-269	.316	36-117	.308	56-70	.800	15	67	82	2.6	45-0	26	68	3	12	262	8.2
TOTAL		32-26	845/26.4	85-269	.316	36-117	.308	56-70	.800	15	67	82	2.6	45-0	26	68	3	12	262	8.2



5 | DAYLEE DUNN

GUARD • 5-10 • FIFTH YEAR • SAN RAMON, CALIFORNIA (SALESIAN)

2023-24 AT LOYOLA MARYMOUNT

Appeared in 22 games, averaging 11.6 minutes per contest... Made 22 three-pointers at a 31.9 shooting percentage... Scored a season-high 15 points in a win at Saint Mary's, going a career-best 5-of-8 from three-point range.

2022-23 AT FRESNO STATE

Played in 25 games ... Averaged 8.6 minutes and 1.4 points per game ... Made a 3-pointer in eight contests ... Scored a season-high six points on two occasions (Cal Poly, at Air Force), shooting 2-of-3 from beyond the arc in both games ... Grabbed a season-best two rebounds at Portland State.

2021-22 AT FRESNO STATE

Played in all 29 games, earning five starts ... Averaged 18.1 minutes per game ... Earned first career start versus UNLV ... Scored a season-high six points on two occasions (Portland, New Mexico) ... Knocked down two 3-pointers in both games ... Was 2-of-3 from 3 versus the Lobos in the Bulldogs 71-70 win ... Scored five points three times ... Had season highs of four rebounds and three assists against UC Merced.

2020-21 AT FRESNO STATE

Played in 10 games ... Scored first career points against Lamar, a 3-pointer on the first attempt of her career ... Recorded four points in five minutes at Utah State ... Had a season-high six points against Missouri, knocking down a pair of 3-pointers in the Bulldogs' comeback win against the Tigers in the WNIT.

HIGH SCHOOL

Scored 8.1 points per game during final season while helping Salesian to an appearance in the California Division I Final Four ... Averaged 3.3 points per game as a junior as team reached the Open Division Final Four.

PERSONAL

Raised by her mother Melissa and stepfather Dre ... Father David Dunn played football at Fresno State (1993-94) before a seven-year NFL career ... Has 11 siblings .. Was also a member of the Fresno State women's track and field team (2020-23).



CAREER HIGHS

Statistic	Value	
Points	15	at Saint Mary's (CA) 01/13/24
Rebounds	4	vs UC Merced 12/18/21
Assists	3	vs UC Merced 12/18/21
Steals	3	at Pacific 01/11/24
Blocks	1	at UNLV 02/09/23
FG Made	5	at Saint Mary's (CA) 01/13/24
FG Attempts	8	at Saint Mary's (CA) 01/13/24
3FG Made	5	at Saint Mary's (CA) 01/13/24
3FG Attempts	8	at Saint Mary's (CA) 01/13/24
FT Made	2	5 times
FT Attempts	3	vs Saint Mary's (CA) 03/08/24

CAREER STATISTICS

SEASON	TEAM	GP-GS	MIN/AVG	Field Goals		3-Point		F-Throws		Rebounds				Scoring						
				FG-FGA	FG%	3FG-3FGA	3FG%	FT-FTA	FT%	OFF	DEF	TOT	AVG	PF-FO	A	TO	BLK	STL	PTS	AVG
2020-21	Fresno	10-0	51/5.1	6-13	.462	3-8	.375	0-0	.000	0	2	2	0.2	2-0	0	1	0	1	15	1.5
2021-22	Fresno	29-5	526/18.1	23-93	.247	17-64	.266	5-8	.625	2	29	31	1.1	23-0	16	13	0	9	68	2.3
2022-23	Fresno	25-0	219/8.8	11-37	.297	10-30	.333	2-2	1.000	1	6	7	0.3	11-0	1	5	1	4	34	1.4
2023-24	LMU	29-0	334/11.5	24-81	.296	22-69	.319	8-11	.727	1	16	17	0.6	25-0	7	5	0	6	78	2.7
TOTAL FOR UC		0-0	0/0.0	0-0	.000	0-0	.000	0-0	.000	0	0	0	0.0	0-0	0	0	0	0	0	0.0
TOTAL		93-5	1130/12.1	64-224	.286	52-171	.304	15-21	.714	4	53	57	0.6	61-0	24	24	1	20	195	2.1



6 | AÏCHA DIA

GUARD • 6-0 • JUNIOR • MONTREAL, QUEBEC (DAWSON COLLEGE)

2023-24

Appeared in 31 games, averaging 1.7 points and 2.3 rebounds per game ... Made first career start vs. Kansas State (12/30) ... Went a career-best 6-of-8 from free throw line vs. TSU (12/1) ... Made Cincinnati debut in season opener vs. Louisville (11/6), grabbing three boards.

2022-23 AT PENN STATE

Appeared in 22 games ... Averaged 0.6 points 0.9 rebounds on 42.9 percent from the field in 5.8 minutes per game ... Totaled 14 points, 19 rebounds, six steals, four assists and a block ... Notched a career-high six points versus Cornell on Dec. 21 ... Posted four rebounds, two steals and one block at Nebraska on Jan. 11 ... Tallied a career-high five rebounds, two steals and an assist in the second round of the Big Ten Tournament versus No. 5 seed Michigan on Mar. 2 ... Recorded her first collegiate basket, in addition to two rebounds, a steal and an assist versus Bryant on Nov. 18 ... Made her collegiate debut versus Fairfield on Nov. 11.

INTERNATIONAL BASKETBALL

Played for BAL Select at the 2023 Globl Jam in Toronto ... A member of the U19 Canada National Team, where she helped the team to a fifth-place finish at the 2021 FIBA World Cup in Hungary.

HIGH SCHOOL/PREP

Lettered for Dawson College in Quebec, Canada ... Named a team captain in 2021-22 ... Selected as a RSEQ First Team All Star in 2022 ... Honored as the CEGEP Rookie of the Year and a Playoffs First Team All Star in 2020.

PERSONAL

Daughter of Amadou Dia and Penda Tal ... Has two siblings, Maquette and Khadija.



2023-24 GAME-BY-GAME

Opponent	Date	GS	MIN	Total FG-FGA	PCT	3FG-3FGA	PCT	FT-FTA	PCT	Rebounds OFF DEF TOT	AVG	PF	A	TO	BLK	STL	PTS	AVG		
Louisville	11/06/2023		17:06	0-4	.000	0-2	.000	2-4	.500	0	3	3	0	1	1	0	0	2	2.0	
Lindenwood	11/15/2023		09:24	1-2	.500	0-0	.000	2-2	1.000	1	0	1	2	1	1	1	0	1	4	3.0
at Toledo	11/19/2023		12:20	0-1	.000	0-0	.000	1-4	.250	0	0	0	1.3	2	0	0	0	1	2.3	
vs Colorado	11/23/2023		12:21	1-2	.500	1-2	.500	2-2	1.000	0	3	3	1.8	2	0	1	0	1	5	3.0
vs NC State	11/24/2023		09:46	0-2	.000	0-2	.000	0-2	.000	1	3	4	2.2	1	0	2	0	1	2	2.8
vs Kentucky	11/25/2023		12:00	0-2	.000	0-0	.000	0-0	.000	1	2	3	2.3	1	2	1	0	0	0	2.3
Tennessee St.	12/01/2023		19:17	0-2	.000	0-1	.000	6-8	.750	3	2	5	2.7	2	0	3	0	0	6	2.9
Xavier	12/10/2023		16:17	1-3	.333	0-0	.000	3-4	.750	2	3	5	3.0	0	0	1	0	0	5	3.1
Howard	12/13/2023		14:58	1-2	.500	1-1	1.000	0-0	.000	2	3	5	3.2	2	3	1	0	0	3	3.1
at Southern Ind.	12/17/2023		09:13	0-1	.000	0-0	.000	3-4	.750	1	1	2	3.1	0	0	0	0	0	3	3.1
Siena	12/21/2023		18:53	2-6	.333	1-2	.500	0-0	.000	1	4	5	3.3	1	0	2	1	2	5	3.3
Kansas St.	12/30/2023	*	26:56	0-6	.000	0-2	.000	2-2	1.000	0	4	4	3.3	1	0	2	1	1	2	3.2
at West Virginia	01/03/2024		19:21	1-1	1.000	0-0	.000	0-0	.000	3	2	5	3.5	1	0	5	1	1	2	3.1
at Oklahoma	01/06/2024		08:09	0-1	.000	0-1	.000	0-0	.000	0	6	6	3.6	1	0	1	0	0	0	2.9
UCF	01/10/2024		07:28	0-0	.000	0-0	.000	0-0	.000	0	0	0	3.4	2	0	2	0	0	0	2.7
at BYU	01/13/2024		11:17	1-1	1.000	0-0	.000	0-0	.000	0	1	1	3.3	1	0	2	0	0	0	2.6
West Virginia	01/20/2024		08:54	0-0	.000	0-0	.000	2-2	1.000	1	1	2	3.2	0	1	0	1	0	2	2.6
Oklahoma St.	01/24/2024		11:34	1-3	.333	0-1	.000	0-0	.000	0	1	1	3.1	3	0	0	0	0	0	2.6
at Texas	01/27/2024		23:48	1-4	.250	0-1	.000	0-0	.000	3	3	6	3.2	2	0	1	0	0	2	2.5
at Houston	01/30/2024		08:37	0-1	.000	0-0	.000	0-0	.000	0	2	2	3.2	0	0	0	0	0	0	2.4
Texas Tech	02/03/2024		12:04	1-3	.333	0-0	.000	2-4	.500	1	1	2	3.1	2	2	1	0	2	4	2.5
at UCF	02/07/2024		09:11	0-2	.000	0-1	.000	0-0	.000	0	2	2	3.0	0	0	0	0	0	0	2.4
BYU	02/10/2024		06:59	0-1	.000	0-0	.000	0-0	.000	0	1	1	3.0	0	0	1	0	0	0	2.3
at Kansas	02/14/2024		05:54	0-0	.000	0-0	.000	0-0	.000	0	1	1	2.9	2	0	0	1	0	0	2.2
TCU	02/17/2024		05:11	0-2	.000	0-1	.000	0-0	.000	0	0	0	2.8	1	0	0	0	0	0	2.1
Oklahoma	02/20/2024		03:43	0-0	.000	0-0	.000	0-0	.000	0	0	0	2.7	0	0	0	0	0	0	2.0
Baylor	02/27/2024		01:12	0-0	.000	0-0	.000	0-0	.000	0	0	0	2.6	1	0	0	0	0	0	1.9
at Iowa St.	03/02/2024		05:57	0-1	.000	0-0	.000	0-0	.000	0	0	0	2.5	0	0	0	0	0	0	1.9
vs UCF	03/07/2024		01:56	0-0	.000	0-0	.000	0-0	.000	0	0	0	2.4	0	0	0	0	0	0	1.8
vs West Virginia	03/08/2024		02:04	0-0	.000	0-0	.000	0-0	.000	0	0	0	2.3	2	0	0	0	0	0	1.7
Purdue Fort Wayne	03/24/2024		17:19	0-0	.000	0-0	.000	2-2	1.000	1	2	3	2.3	0	1	0	0	2	2	1.7
Totals			1 349:09	11-53	.208	3-17	.176	29-40	.725	21	51	72	2.3	32	11	27	5	11	54	1.7

CAREER HIGHS

Statistic	Value
Points	6 vs Cornell 12/21/22, vs Tennessee St. 12/01/23
Rebounds	6 at Oklahoma 01/06/24, at Texas 01/27/24
Assists	3 vs Howard 12/13/23
Steals	2 5 times
Blocks	1 6 times
FG Made	3 vs Cornell 12/21/22
FG Attempts	6 vs Siena 12/21/23, vs Kansas St. 12/30/23
3FG Made	1 4 times
3FG Attempts	2 5 times
FT Made	6 vs Tennessee St. 12/01/23
FT Attempts	8 vs Tennessee St. 12/01/23

CAREER STATISTICS

SEASON	TEAM	GP-GS	MIN/AVG	Field Goals		3-Point		F-Throws		Rebounds				Scoring						
				FG-FGA	FG%	3FG-3FGA	3FG%	FT-FTA	FT%	OFF	DEF	TOT	AVG	PF-FO	A	TO	BLK	STL	PTS	AVG
2022-23	PSU	22-0	127/5.8	6-14	.429	1-5	.200	1-2	.500	7	12	19	0.9	13-0	4	8	1	6	14	0.6
2023-24	UC	31-1	349/11.3	11-53	.208	3-17	.176	29-40	.725	21	51	72	2.3	32-0	11	27	5	11	54	1.7
TOTAL FOR UC		31-1	349/11.3	11-53	.208	3-17	.176	29-40	.725	21	51	72	2.3	32-0	11	27	5	11	54	1.7
TOTAL		53-1	476/9.0	17-67	.254	4-22	.182	30-42	.714	28	63	91	1.7	45-0	15	35	6	17	68	1.3



7 | ABBY HOLTMAN

GUARD • 5-10 • SOPHOMORE • FLORENCE, KENTUCKY (RYLE)

2023-24

Appeared in 19 games, averaging 1.9 points in 7.2 minutes per game ... Posted season-high eight points (3-3 FG, 2-2 3FG) at Kansas ... Tallied six points vs. TSU (12/1) ... Scored first collegiate bucket in win vs. Lindenwood (11/15).

HIGH SCHOOL/PREP

Played in the Indiana vs. Kentucky High School All-Star Basketball Games with teammate Brianna Byars ... Competed for Ryle High School ... Holds the school record for all-time career three point field goals made with 290 ... Concluded her career with 1611 points and 504 rebounds, ranking fifth in school history in career points ... Earned NKYBCA All-Conference Division One Team honors ... Competed on the club circuit for Kentucky Premier EYBL.

PERSONAL

Daughter of Aaron and Jennifer Holtman ... Born on Oct. 21 ... Has two sisters, Hannah and Paisley.



2023-24 GAME-BY-GAME

Opponent	Date	GS	MIN	Total			3-Pointers			Free throws			Rebounds				PF	A	TO	BLK	STL	PTS	AVG
				FG-FGA	PCT	3FG-3FGA	PCT	FT-FTA	PCT	OFF	DEF	TOT	AVG										
Louisville	11/06/2023		01:25	0-0	.000	0-0	.000	0-0	.000	0	0	0	0	0	0	0	0	0	0	0	0	0	
Lindenwood	11/15/2023		07:19	1-3	.333	0-1	.000	0-0	.000	0	0	0	0	0	0	0	2	0	1	2	1	0	
vs Colorado	11/23/2023		03:36	0-0	.000	0-0	.000	0-0	.000	0	0	0	0	0	0	0	0	0	0	0	0	0	
vs NC State	11/24/2023		10:15	2-6	.333	0-4	.000	0-0	.000	1	1	2	0.5	1	0	0	1	0	0	1	4	1.5	
vs Kentucky	11/25/2023		06:35	0-3	.000	0-2	.000	0-0	.000	1	0	1	0.6	0	1	0	0	0	0	0	1	1.2	
Tennessee St.	12/01/2023		14:07	2-6	.333	0-4	.000	2-2	1.000	0	0	0	0.5	0	1	2	0	0	0	6	2.0		
Xavier	12/10/2023		10:21	0-3	.000	0-1	.000	0-0	.000	1	1	2	0.7	1	0	1	0	0	0	0	1.7		
Howard	12/13/2023		07:53	1-1	1.000	0-0	.000	2-2	1.000	0	0	0	0.6	0	0	1	0	0	0	4	2.0		
at Southern Ind.	12/17/2023		04:26	1-2	.500	1-2	.500	0-0	.000	0	1	1	0.7	1	0	0	0	0	0	3	2.1		
Siena	12/21/2023		14:38	0-4	.000	0-4	.000	0-0	.000	0	0	0	0.6	0	0	0	0	0	0	0	1.9		
Kansas St.	12/30/2023		07:39	0-1	.000	0-1	.000	2-4	.500	0	1	1	0.6	0	0	0	0	0	0	2	1.9		
at West Virginia	01/03/2024		01:10	0-1	.000	0-1	.000	0-0	.000	0	0	0	0.6	0	0	0	0	0	0	0	1.8		
West Virginia	01/20/2024		11:09	1-2	.500	0-1	.000	0-0	.000	0	0	0	0.5	2	1	3	0	1	2	1.8			
Oklahoma St.	01/24/2024		02:07	0-0	.000	0-0	.000	0-0	.000	0	0	0	0.5	0	0	0	0	0	0	0	1.6		
BYU	02/10/2024		00:31	0-0	.000	0-0	.000	0-0	.000	0	0	0	0.5	0	0	0	0	0	0	0	1.5		
at Kansas	02/14/2024		10:49	3-3	1.000	2-2	1.000	0-0	.000	1	1	2	0.6	0	0	0	0	0	0	8	1.9		
TCU	02/17/2024		06:56	0-0	.000	0-0	.000	0-0	.000	0	1	1	0.6	1	2	1	0	0	0	0	1.8		
at Iowa St.	03/02/2024		02:16	0-0	.000	0-0	.000	0-0	.000	0	0	0	0.6	0	0	0	0	0	0	0	1.7		
Purdue Fort Wayne	03/24/2024		13:59	1-3	.333	0-1	.000	4-4	1.000	0	1	1	0.6	0	1	0	0	0	1	6	1.9		
Totals			0 137:12	12-38	.316	3-24	.125	10-12	.833	4	7	11	0.6	6	6	11	0	4	37	1.9			

CAREER HIGHS

Statistic	Value
Points	8 at Kansas 02/14/24
Rebounds	2 vs NC State 11/24/23, vs Xavier 12/10/23, at Kansas 02/14/24
Assists	2 vs TCU 02/17/24
Steals	4 times
FG Made	3 at Kansas 02/14/24
FG Attempts	6 vs NC State 11/24/23, vs Tennessee St. 12/01/23
3FG Made	2 at Kansas 02/14/24
3FG Attempts	4 vs NC State 11/24/23, vs Tennessee St. 12/01/23, vs Siena 12/21/23
FT Made	4 vs Purdue Fort Wayne 03/24/24
FT Attempts	4 vs Kansas St. 12/30/23, vs Purdue Fort Wayne 03/24/24

CAREER STATISTICS

SEASON	TEAM	GP-GS	MIN/AVG	Field Goals			3-Point		F-Throws		Rebounds				Scoring					
				FG-FGA	FG%	3FG-3FGA	3FG%	FT-FTA	FT%	OFF	DEF	TOT	AVG	PF-FO	A	TO	BLK	STL	PTS	AVG
2023-24	UC	19-0	137/7.2	12-38	.316	3-24	.125	10-12	.833	4	7	11	0.6	6-0	6	11	0	4	37	1.9
TOTAL		19-0	137/7.2	12-38	.316	3-24	.125	10-12	.833	4	7	11	0.6	6-0	6	11	0	4	37	1.9



10 | BRIANNA BYARS

FORWARD • 5-11 • SOPHOMORE • PARIS, KENTUCKY (GEORGE ROGERS CLARK)

2023-24

Appeared in 32 games, averaging 2.6 points and 2.7 rebounds while shooting 36.8% from the field ... First career double-double with 11 points and career-high 10 rebounds vs. Siena (12/21) ... Tallied season-high 13 points (4-7 FG) to go along with six rebounds in win vs. Tennessee State (12/1).

HIGH SCHOOL/PREP

Competed for George Rogers Clark High School ... Averaged 14.6 points and 6.2 rebounds for a team that finished as 40th District and 10th Region Championship and advanced to quarterfinals of the 2023 Mingua Beef Jerky Girls' Basketball Sweet 16 Tournament before falling to eventual champion Sacred Heart... Played five seasons of varsity basketball, totaling 2,252 career points and 1,113 rebounds ... Named to the Courier Journal All-State team.

PERSONAL

Daughter of Juan and Tamika Byars... Born on March 19, 2005 ... Has three siblings, brother Jalen, and two sisters, Ciara and Anovia ... Her father, Juan played basketball at Norfolk State and Kentucky State.



2023-24 GAME-BY-GAME

Opponent	Date	GS	MIN	Total FG-FGA	3-Pointers 3FG-3FGA	PCT	Free throws FT-FTA	PCT	Rebounds OFF DEF TOT	PF	A	TO	BLK	STL	PTS	AVG						
Louisville	11/06/2023	22:09	1-3	.333	0-0	.000	0-0	.000	1	2	3	3	0	1	0	2	2	2.0				
Lindenwood	11/15/2023	17:26	0-1	.000	0-0	.000	0-0	.000	0	3	3	3	0	0	0	0	0	1.0				
at Toledo	11/19/2023	18:03	2-3	.667	0-0	.000	0-0	.000	1	1	2	2	1	0	2	1	0	4	2.0			
vs Colorado	11/23/2023	18:10	1-1	1.000	0-0	.000	0-0	.000	0	0	0	2	0	0	0	0	1	2	2.0			
vs NC State	11/24/2023	26:00	1-3	.333	0-0	.000	1-2	.500	3	5	8	3	2	3	1	0	2	1	3	2.2		
vs Kentucky	11/25/2023	18:50	0-2	.000	0-0	.000	0-0	.000	1	2	3	3	2	3	0	0	0	1	0	1.8		
Tennessee St.	12/01/2023	15:53	4-7	.571	0-0	.000	5-8	.625	4	2	6	3	6	0	0	0	0	0	13	3.4		
Xavier	12/10/2023	19:00	1-3	.333	0-0	.000	1-2	.500	1	2	3	3	5	1	1	0	0	1	3	3.4		
Howard	12/13/2023	21:10	2-4	.500	0-0	.000	0-0	.000	2	3	5	3	7	1	0	0	0	0	4	3.4		
at Southern Ind.	12/17/2023	17:59	2-6	.333	0-0	.000	0-0	.000	2	3	5	3	8	3	0	1	1	1	4	3.5		
Siena	12/21/2023	21:26	5-8	.625	0-0	.000	1-4	.250	5	5	10	4	4	2	0	2	0	2	11	4.2		
Kansas St.	12/30/2023	17:13	1-5	.200	0-0	.000	0-0	.000	2	3	5	4	4	0	1	0	0	0	2	4.0		
at West Virginia	01/03/2024	11:41	0-0	.000	0-0	.000	0-0	.000	2	0	2	2	2	2	0	0	0	0	0	3.7		
at Oklahoma	01/06/2024	14:45	0-1	.000	0-1	.000	0-0	.000	1	3	4	4	2	2	1	2	0	0	0	3.4		
UCF	01/10/2024	11:58	0-2	.000	0-0	.000	0-0	.000	0	1	1	4	0	0	0	1	1	0	0	3.2		
at BYU	01/13/2024	09:06	1-3	.333	0-0	.000	0-0	.000	0	1	1	3	8	0	0	0	0	0	0	2	3.1	
West Virginia	01/20/2024	11:15	1-6	.167	0-0	.000	0-0	.000	1	1	2	3	2	1	1	0	1	0	1	2	3.1	
Oklahoma St.	01/24/2024	06:56	1-2	.500	0-0	.000	0-0	.000	0	1	1	3	6	0	0	0	0	0	0	2	3.0	
at Texas	01/27/2024	18:07	1-4	.250	0-0	.000	0-0	.000	0	1	1	3	4	3	0	0	0	0	0	2	2.9	
at Houston	01/30/2024	13:14	0-0	.000	0-0	.000	0-0	.000	0	1	1	3	3	1	0	1	0	1	0	2	2.8	
Texas Tech	02/03/2024	02:21	0-1	.000	0-0	.000	0-0	.000	1	0	1	3	2	0	0	1	0	0	0	0	2.7	
at UCF	02/07/2024	05:10	1-1	1.000	0-0	.000	0-0	.000	0	0	0	3	0	1	0	1	0	0	0	2	2.6	
BYU	02/10/2024	09:28	1-3	.333	0-0	.000	0-0	.000	0	0	0	2	9	1	0	0	1	0	1	0	2	2.6
at Kansas	02/14/2024	08:09	0-1	.000	0-0	.000	0-0	.000	1	1	2	2	9	1	0	1	0	1	0	0	2	5
TCU	02/17/2024	03:31	0-0	.000	0-0	.000	0-0	.000	0	1	1	2	8	2	0	1	0	0	0	0	2	4
Oklahoma	02/20/2024	13:17	3-9	.333	0-1	.000	0-0	.000	2	0	2	2	8	3	0	1	1	0	1	0	6	2.5
at Texas Tech	02/24/2024	17:45	1-1	1.000	0-0	.000	1-2	.500	2	1	3	2	8	3	0	1	1	1	1	3	2	6
Baylor	02/27/2024	13:35	1-3	.333	0-0	.000	0-0	.000	1	2	3	2	8	1	1	1	0	1	0	1	2	2.5
at Iowa St.	03/02/2024	14:11	0-1	.000	0-0	.000	1-2	.500	2	0	2	2	8	0	0	0	1	1	0	1	1	2.5
vs UCF	03/07/2024	12:29	3-5	.600	0-0	.000	0-0	.000	3	1	4	2	8	0	0	1	1	0	0	6	2	6
vs West Virginia	03/08/2024	16:58	0-1	.000	0-0	.000	2-4	.500	0	0	0	2	7	0	0	1	1	1	1	2	2	6
Purdue Fort Wayne	03/24/2024	23:32	1-5	.200	0-0	.000	0-0	.000	1	1	2	2	7	1	3	0	1	2	2	2	2	6
Totals			0	470:46	35-95	.368	0-2	.000	12-24	.500	39	47	86	2.7	40	10	20	11	19	82	2.6	

CAREER HIGHS

Statistic	Value
Points	13 vs Tennessee St. 12/01/23
Rebounds	10 vs Siena 12/21/23
Assists	3 vs Purdue Fort Wayne 03/24/24
Steals	2 vs Louisville 11/06/23, vs Siena 12/21/23, vs Purdue Fort Wayne 03/24/24
Blocks	2 vs NC State 11/24/23
FG Made	5 vs Siena 12/21/23
FG Attempts	9 vs Oklahoma 02/20/24
3FG Attempts	1 at Oklahoma 01/06/24, vs Oklahoma 02/20/24
FT Made	5 vs Tennessee St. 12/01/23
FT Attempts	8 vs Tennessee St. 12/01/23

CAREER STATISTICS

SEASON	TEAM	GP-GS	MIN/AVG	Field Goals		3-Point		F-Throws		Rebounds				Scoring						
				FG-FGA	FG%	3FG-3FGA	3FG%	FT-FTA	FT%	OFF	DEF	TOT	AVG	PF-FO	A	TO	BLK	STL	PTS	AVG
2023-24	UC	32-0	471/14.7	35-95	.368	0-2	.000	12-24	.500	39	47	86	2.7	40-0	10	20	11	19	82	2.6
TOTAL		32-0	471/14.7	35-95	.368	0-2	.000	12-24	.500	39	47	86	2.7	40-0	10	20	11	19	82	2.6



20 | JILLIAN HAYES

FORWARD • 6-1 • FIFTH YEAR • CINCINNATI, OHIO (LOVELAND)

2023-24

Averaged 12.9 points per game and 8.4 rebounds per game and shot 42% from the field this season ... Started all 32 games this season, leading the Bearcats in points (12.9), rebounds (8.4) and steals (1.2) ... Named All-Big 12 Honorable Mention ... Earned CSC Academic All-District honors ... Tallied 10+ points in 26 contests and poured in 20+ points in three contests overall ... Recorded 10 double-doubles for the second straight season, becoming the first Bearcat to do so since Doris Scott in 1997-99 Posted 15 points and career-high 17 rebounds at Kansas, with 8 pts and 10 rebounds coming in the fourth quarter ... Registered 18 points, 12 rebounds, 3 blocks and 3 steals in win vs. Texas Tech (2/3) ... First double-double of Big 12 play at WVU (1/3) with game highs in points (18) and rebounds (11) ... Posted 16 points and 16 rebounds vs. Southern Indiana (12/17) ... Eclipsed 1,000 career points with ninth career 20-point outing vs. Howard (12/13) ... Named to 2023 Paradise Jam All-Tournament Team ... Tallied eighth career 20-plus point game with 20 pts vs. Louisville (11/6).

2022-23

Started all 30 games ... Averaged 12.8 points, 8.6 rebounds, 2.1 assists, 1.6 steals and 1.3 blocks in 31.6 minutes per game ... Led the team in multiple categories - starts, minutes, points, rebounds, steals; second straight season that Hayes has led the team in starts, minutes, points, rebounds and steals ... Her 8.6 rebounds per game led all conference juniors and her 13.0 points per game ranked third ... Led the team in rebounds in 23 games ... Posted 10 double doubles in 2022-23, the most by a Bearcat since 2016-17 ... Totaled 11 games with double-digit rebounds ... Named to consecutive AAC Weekly Honor Rolls on Nov. 28 and Dec. 5 ... Selected to AAC Preseason All-Conference Second Team.

2021-22

Played in 28 games with a team high 28 starts, averaging 11.5 points, 6.8 rebounds, 2.8 assists, 2.2 steals and 1.3 blocks in 31.3 minutes... Led the Bearcats in points (321), rebounds (190) and blocks (36) ... Scored a season-high 23 points on 9-of-15 shooting with five rebounds against Central Mich. (12/01).

2020-21

Played in 24 games with 20 starts, averaging 7.6 points, 5.3 rebounds, 2.7 assists, 1.4 steals and 1.1 blocks in 32.2 minutes ... Named to AAC All-Freshman Team ... Led the Bearcats with 34 steals and ranked third in points (182), rebounds (126) and blocks (26).

PERSONAL

Born Dec. 18, 2001 in Norman, Oklahoma ... Daughter of Kristi and Jonathan Hayes ... Has three brothers: Jaxson, Jewett and Jonah ... Comes from athletic bloodlines: her father, Jonathan, was a former NFL player with the Kansas City Chiefs (1985-1993) and Pittsburgh Steelers (1994-1996), assistant coach with the Cincinnati Bengals (2003-18) and recent head coach with the XFL's St. Louis BattleHawks (2020); her mother, Kristi, was the 1995 Missouri Valley Conference Women's Basketball Player of the Year at Drake and scored over 3,400 points in high school; and her brother, Jaxson, who played at Texas, was the eighth overall pick in the 2019 NBA Draft by the Atlanta Hawks and currently plays for the Los Angeles Lakers.



2023-24 GAME-BY-GAME

Opponent	Date	GS	MIN	Total		3-Pointers		Free throws		Rebounds		PF	A	TO	BLK	STL	PTS	AVG			
				FG-FGA	PCT	3FG-3FGA	PCT	FT-FTA	PCT	OFF	DEF								TOT	AVG	
Louisville	11/06/2023	*	25:52	7-9	.778	1-1	1.000	5-5	1.000	1	8	9	0	3	0	2	11	0	20	20.0	
Lindenwood	11/15/2023	*	24:16	6-12	.500	0-0	.000	1-3	.333	4	10	14	11.5	3	0	2	1	3	13	16.5	
at Toledo	11/19/2023	*	20:21	1-6	.167	0-1	.000	4-6	.667	3	4	7	10.0	4	0	3	1	1	6	13.0	
vs Colorado	11/23/2023	*	29:26	6-10	.600	2-5	.400	3-5	.600	2	3	5	8.8	0	2	1	1	0	17	14.0	
vs NC State	11/24/2023	*	18:49	1-4	.250	0-1	.000	0-0	.000	1	5	6	8.2	4	1	5	0	0	2	11.6	
vs Kentucky	11/25/2023	*	26:03	4-9	.444	0-0	.000	5-5	1.000	5	5	10	8.5	1	3	1	0	2	13	11.8	
Tennessee St.	12/01/2023	*	24:25	5-6	.833	0-0	.000	5-5	1.000	2	9	11	8.9	3	0	1	2	0	15	12.3	
Xavier	12/10/2023	*	25:48	2-5	.400	0-0	.000	5-6	.833	1	6	7	8.6	3	1	0	0	2	9	11.9	
Howard	12/13/2023	*	28:00	6-15	.400	0-1	.000	8-9	.889	1	5	6	8.3	1	2	1	0	1	20	12.8	
at Southern Ind.	12/17/2023	*	28:37	5-7	.714	0-0	.000	6-6	1.000	7	9	16	9.1	3	0	3	1	0	16	13.1	
Siena	12/21/2023	*	12:06	0-1	.000	0-0	.000	5-6	.833	1	1	2	8.5	0	0	0	1	0	5	12.4	
Kansas St.	12/30/2023	*	26:48	4-7	.571	0-1	.000	6-8	.750	4	5	9	8.5	3	0	5	1	1	14	12.5	
at West Virginia	01/03/2024	*	30:23	6-13	.462	0-0	.000	6-8	.750	3	8	11	8.7	3	1	3	0	2	18	12.9	
at Oklahoma	01/06/2024	*	18:52	2-5	.400	0-0	.000	7-8	.875	3	3	6	8.5	4	0	3	0	2	11	12.8	
UCF	01/10/2024	*	27:18	4-10	.400	1-1	1.000	3-5	.600	5	4	9	8.5	2	3	1	0	0	12	12.7	
at BYU	01/13/2024	*	29:55	5-15	.333	0-1	.000	4-5	.800	2	5	7	8.5	2	1	2	1	3	14	12.8	
West Virginia	01/20/2024	*	28:45	3-10	.300	0-0	.000	2-3	.667	2	5	7	8.4	1	1	4	2	0	8	12.5	
Oklahoma St.	01/24/2024	*	27:13	2-6	.333	1-1	1.000	5-8	.625	2	4	6	8.3	2	2	0	2	0	10	12.4	
at Texas	01/27/2024	*	14:53	2-4	.500	0-1	.000	1-1	1.000	2	2	4	8.1	5	1	1	0	1	5	12.0	
at Houston	01/30/2024	*	23:52	3-12	.250	0-1	.000	4-6	.667	7	2	9	8.1	2	0	2	2	1	10	11.9	
Texas Tech	02/03/2024	*	29:01	6-15	.400	0-0	.000	6-9	.667	7	5	12	8.3	0	2	0	3	3	18	12.2	
at UCF	02/07/2024	*	29:51	3-8	.375	0-1	.000	7-11	.636	2	9	11	8.4	0	0	0	3	2	13	12.2	
BYU	02/10/2024	*	28:59	5-12	.417	0-1	.000	6-10	.600	2	5	7	8.3	1	2	0	1	2	16	12.4	
at Kansas	02/14/2024	*	27:47	4-11	.364	2-4	.500	5-7	.714	8	9	17	8.7	4	0	3	0	1	15	12.5	
TCU	02/17/2024	*	25:42	3-10	.300	0-0	.000	8-14	.571	5	4	9	8.7	2	0	1	0	0	14	12.6	
Oklahoma	02/20/2024	*	31:01	7-14	.500	0-1	.000	6-9	.667	5	2	7	8.7	1	5	2	1	1	20	12.8	
at Texas Tech	02/24/2024	*	23:57	5-12	.417	0-0	.000	5-10	.500	6	4	10	8.7	3	0	1	1	1	15	12.9	
Baylor	02/27/2024	*	23:41	3-12	.250	0-1	.000	7-8	.875	3	2	5	8.6	3	1	2	0	0	13	12.9	
at Iowa St.	03/02/2024	*	28:58	3-10	.300	1-1	1.000	4-5	.800	0	3	3	8.4	2	1	1	0	1	11	12.9	
vs UCF	03/07/2024	*	26:47	5-16	.313	0-0	.000	9-12	.750	4	8	12	8.5	2	1	3	1	3	13	12.8	
vs West Virginia	03/08/2024	*	19:14	4-7	.571	0-0	.000	4-4	1.000	0	5	5	8.4	5	0	5	1	3	12	12.8	
Purdue Fort Wayne	03/24/2024	*	20:51	5-10	.500	0-1	.000	7-10	.700	3	6	9	8.4	5	3	1	0	1	17	12.9	
Totals			32	1817:31	123-293	.420	8-25	.320	159-217	.733	103	166	269	8.4	78	33	61	26	38	413	12.9

CAREER HIGHS

Statistic	Value
Points	23 vs Central Mich. 12/01/21
Rebounds	17 at Kansas 02/14/24
Assists	9 vs UCF 02/13/21
Steals	7 at Marquette 12/22/21
Blocks	4 vs Alabama A&M 11/10/21
FG Made	9 4 times
FG Attempts	18 vs N.C. A&T 12/19/21
3FG Made	2 4 times
3FG Attempts	6 vs Tulane 01/09/21
FT Made	10 at Temple 01/26/22
FT Attempts	14 vs UCU 02/17/24

CAREER STATISTICS

SEASON	TEAM	Field Goals			3-Point		F-Throws		Rebounds				Scoring							
		GP-GS	MIN/AVG	FG-FGA	FG%	3FG-3FGA	3FG%	FT-FTA	FT%	OFF	DEF	TOT	AVG	PF-FO	A	TO	BLK	STL	PTS	AVG
2020-21	UC	24-20	772/32.2	64-206	.311	4-43	.093	50-87	.575	20	106	126	5.3	72-3	64	76	26	34	182	7.6
2021-22	UC	28-28	874/31.2	110-306	.359	0-4	.000	101-144	.701	51	139	190	6.8	74-2	79	94	36	62	321	11.5
2022-23	UC	30-30	947/31.6	145-367	.395	0-6	.000	93-138	.674	82	177	259	8.6	90-7	64	89	39	49	383	12.8
2023-24	UC	32-32	818/25.5	123-293	.420	8-25	.320	159-217	.733	103	166	269	8.4	78-3	33	61	26	38	413	12.9
TOTAL	114-110	3411/29.9	442-1172	.377	12-78	.154	403-586	.688	256	588	844	7.4	314-15	240	320	127	183	1299	11.4	



25 | ALLIANCE NDIBA

FORWARD • 6-3 • JUNIOR • LUBUMBASHI, CONGO (ARIZONA WESTERN)

2023-24 AT ARIZONA WESTERN

Averaged 13.9 points and 12.4 rebounds while shooting 46.4% from the field... Blocked a team-best 56 shots and added 29 steals, defensively... Earned Honorable Mention NJCAA All-American accolades as well as First Team All-ACCAC and First Team All-Region honors... Tallied 10-plus points in 23 contests and poured in 20-plus points in five contests overall... Recorded 18 double-doubles, including a stretch of seven straight.

2022-23 AT ARIZONA WESTERN

Played in five games before missing remainder of the season with an injury... Was granted a medical redshirt... Averaged 6.8 points per game and 7.6 rebounds per game... Grabbed a season-high 12 rebounds in a win over Western Wyoming (Nov. 19)... Scored season-high 12 points in a win over Glendale (Nov. 22).

2021-22 AT ARIZONA WESTERN

Played in 21 games and made 19 starts as a freshman, averaging 16.0 points per game and 11.9 rebounds per game... Scored 21 points and grabbed 16 rebounds in collegiate debut against Community Christian (Nov. 2)... Posted 21 points on 10-for-14 shooting in a win over Eastern Arizona (Nov. 20) and set a career-high with 24 rebounds in a loss at Pima (Nov. 17)... Set a career-high in points with 27 against Glendale (Dec. 11) and then matched career-high in a win over Chandler-Gilbert (Jan. 12)... Blocked a career-best eight shots in a win over Frank Phillips (Jan. 1)... Scored in double-figures in all but one game and recorded 13 double-doubles... Named NJCAA DI Women's Basketball First Team All-American... Earned both ACCAC Player of the Year and Freshman of the Year honors... Named First Team All-ACCAC and All-Region DI.





32 | DESTINY THOMAS

CENTER • 6-4 • JUNIOR • JONESBORO, ARKANSAS (JONESBORO)

2023-24

Appeared in 25 games with 17 starts, averaging 4.8 points and 3.9 rebounds per game while shooting 51.8% from the field ... Notched seven points and six boards in just 10 minutes vs. Texas Tech (2/3) ... Made her return to the court vs. WVU (1/20) after missing six games due to injury ... Tied career-high 13 points (6-8 FG) in win vs. Kentucky (11/25) ... Posted first career double-double in win vs. Lindenwood (11/15) with personal bests in points (13) and rebounds (12), finishing 6-of-6 from the field.

2022-23 AT MEMPHIS

Averaged 4.7 points and 5.8 rebounds in 19.3 minutes per game ... Appeared in 33 games with 18 starts ... Named to the American Athletic Conference All-Freshman Team ... Finished with double-digit rebounds in four contests ... Scored a career-high 11 points vs. Towson on Dec. 13.

HIGH SCHOOL/PREP

Prepped at Jonesboro High School where she helped lead her team to two Arkansas 5A State Runners-Up in 2018 and 2022 and an Arkansas 5A State Championship in 2021 ... Ranked 4th in the Arkansas Basketball Coaches Association, 5th in Arkansas Girl's Hoops and was named an All-Conference and All-State performer in 2021 ... Was also in the Arkansas Basketball Fab 40 Ranking.



2023-24 GAME-BY-GAME

Opponent	Date	GS	MIN	Total		3-Pointers		Free throws		Rebounds		PF	A	TO	BLK	STL	PTS	AVG			
				FG-FGA	PCT	3FG-3FGA	PCT	FT-FTA	PCT	OFF	DEF								TOT	AVG	
Louisville	11/06/2023	*	14:50	1-3	.333	0-0	.000	3-3	1.000	1	1	2	2	0	0	1	0	5	5.0		
Lindenwood	11/15/2023	*	23:40	6-6	1.000	0-0	.000	1-3	.333	6	6	12	7	1	3	2	0	0	13	9.0	
at Toledo	11/19/2023	*	26:56	1-2	.500	0-0	.000	4-6	.667	1	3	4	6	0	1	0	0	6	8.0		
vs Colorado	11/23/2023	*	27:37	2-5	.400	0-0	.000	0-0	.000	4	3	7	6	3	0	1	0	4	7.0		
vs NC State	11/24/2023	*	22:31	0-4	.000	0-0	.000	0-0	.000	1	1	2	5	3	0	0	1	0	5.6		
vs Kentucky	11/25/2023	*	18:57	6-8	.750	0-0	.000	1-2	.500	4	1	5	5	0	0	0	0	13	6.8		
Tennessee St.	12/01/2023	*	17:46	1-5	.200	0-0	.000	0-0	.000	0	2	2	4	1	1	0	0	2	6.1		
Xavier	12/10/2023	*	14:12	2-4	.500	0-0	.000	4-5	.800	2	0	2	4	5	1	0	2	0	8.4		
Howard	12/13/2023	*	18:00	2-4	.500	0-0	.000	4-5	.800	3	3	6	4	7	2	0	3	0	8.6		
at Southern Ind.	12/17/2023	*	18:24	2-4	.500	0-0	.000	3-4	.750	3	2	5	4	7	0	1	0	0	7.6		
West Virginia	01/20/2024	*	11:06	0-2	.000	0-0	.000	4-4	1.000	1	0	1	4	4	0	1	0	0	4.6		
Oklahoma St.	01/24/2024	*	14:37	0-1	.000	0-0	.000	1-2	.500	2	1	3	4	3	0	0	0	1	5.9		
at Texas	01/27/2024	*	21:15	1-4	.250	0-0	.000	0-1	.000	2	3	5	4	3	0	1	0	0	5.6		
at Houston	01/30/2024	*	15:08	0-0	.000	0-0	.000	0-4	.000	1	1	2	4	1	0	2	0	0	5.2		
Texas Tech	02/03/2024	*	10:30	3-5	.600	0-0	.000	1-1	1.000	4	2	6	4	3	0	0	2	0	7.5		
at UCF	02/07/2024	*	12:22	1-1	1.000	0-0	.000	1-2	.500	0	2	2	4	1	4	0	0	0	5.2		
at Kansas	02/14/2024	*	10:08	1-5	.200	0-0	.000	0-0	.000	2	2	4	1	1	0	0	0	1	2.0		
TCU	02/17/2024	*	02:02	0-0	.000	0-0	.000	0-0	.000	0	1	1	3	9	0	0	0	0	0.7		
Oklahoma	02/20/2024	*	17:18	3-5	.600	0-0	.000	0-0	.000	0	5	5	4	0	2	2	1	1	6.4		
at Texas Tech	02/24/2024	*	17:49	0-0	.000	0-0	.000	2-2	1.000	0	1	1	3	9	1	1	0	0	2.4		
Baylor	02/27/2024	*	18:52	3-3	1.000	0-0	.000	0-0	.000	3	2	5	3	9	0	0	2	1	6.4		
at Iowa St.	03/02/2024	*	13:40	1-2	.500	0-0	.000	0-0	.000	0	1	1	3	8	4	2	1	0	2.4		
vs UCF	03/07/2024	*	12:16	1-1	1.000	0-0	.000	0-0	.000	2	0	2	3	7	2	0	0	0	2.5		
vs West Virginia	03/08/2024	*	18:13	3-6	.500	0-0	.000	1-2	.500	4	4	8	3	9	0	0	0	0	7.4		
Purdue Fort Wayne	03/24/2024	*	14:30	4-5	.800	0-0	.000	3-4	.750	4	1	5	3	9	2	1	3	0	11.4		
Totals			17	412:38	44-85	.518	0-0	.000	33-50	.660	50	48	98	39	36	11	23	4	8	121	4.8

CAREER HIGHS

Statistic	Value	
Points	13	vs Lindenwood 11/15/23, vs Kentucky 11/25/23
Rebounds	12	vs Lindenwood 11/15/23
Assists	3	vs Lindenwood 11/15/23
Steals	2	4 times
Blocks	2	4 times
FG Made	6	vs Lindenwood 11/15/23, vs Kentucky 11/25/23
FG Attempts	11	at Temple 12/30/22
FT Made	5	at Towson 12/13/22
FT Attempts	6	vs Temple 01/21/23, at Bowling Green 03/23/23, at Toledo 11/19/23

CAREER STATISTICS

SEASON	TEAM	GP-GS	MIN/AVG	Field Goals		3-Point		F-Throws		Rebounds				Scoring						
				FG-FGA	FG%	3FG-3FGA	3FG%	FT-FTA	FT%	OFF	DEF	TOT	AVG	PF-FO	A	TO	BLK	STL	PTS	AVG
2022-23	Mem	33-18	636/19.3	66-120	.550	0-0	.000	23-51	.451	103	90	193	5.8	54-0	3	19	21	12	155	4.7
2023-24	UC	25-17	413/16.5	44-85	.518	0-0	.000	33-50	.660	50	48	98	3.9	36-0	11	23	4	8	121	4.8
TOTAL FOR UC		25-17	413/16.5	44-85	.518	0-0	.000	33-50	.660	50	48	98	3.9	36-0	11	23	4	8	121	4.8
TOTAL		58-35	1048/18.1	110-205	.537	0-0	.000	56-101	.554	153	138	291	5.0	90-0	14	42	25	20	276	4.8



33 | DELANEY SNYDER

CENTER • 6-5 • SOPHOMORE • RICHMOND, VA. (TPLS CHRISTIAN ACADEMY)

2023-24

Appeared in 17 games as a freshman ... Gave Bearcats valuable minutes off the bench at Iowa State (3/2), scoring five points in seven minutes ... Scored five points (2-2 FG) - the firsts of her career - in win vs. Lindenwood (11/15).

HIGH SCHOOL/PREP

Prepped for TPLS Christian Academy ... Also played volleyball ... Played on the club circuit with FBC Havoc.

PERSONAL

Born on April 7, 2004 ... Daughter of Bryant and Jenneane Snyder ... The oldest of three ... Her aunt, Sarah DiNardo played for Catawba College.



2023-24 GAME-BY-GAME

Opponent	Date	GS	MIN	Total		3-Pointers		Free throws		Rebounds				PF	A	TO	BLK	STL	PTS	AVG
				FG-FGA	PCT	3FG-3FGA	PCT	FT-FTA	PCT	OFF	DEF	TOT	AVG							
Louisville	11/06/2023		00:47	0-0	.000	0-0	.000	0-0	.000	0	1	1	1.0	0	0	0	0	0	0	0.0
Lindenwood	11/15/2023		07:19	2-2	1.000	0-0	.000	1-2	.500	0	2	2	1.5	0	0	1	0	0	5	2.5
Xavier	12/10/2023		01:03	0-0	.000	0-0	.000	0-0	.000	0	0	0	1.0	1	0	0	0	0	0	1.7
Howard	12/13/2023		03:31	1-1	1.000	0-0	.000	1-2	.500	1	0	1	1.0	1	1	0	0	0	3	2.0
at Southern Ind.	12/17/2023		04:01	0-1	.000	0-1	.000	0-0	.000	0	2	2	1.2	0	0	1	0	0	1.6	
Siena	12/21/2023		07:13	1-3	.333	0-0	.000	0-0	.000	0	1	1	1.2	1	1	1	0	0	2	1.7
Kansas St.	12/30/2023		03:13	0-1	.000	0-1	.000	0-0	.000	0	0	0	1.0	0	0	0	0	0	1.4	
at West Virginia	01/03/2024		03:11	1-3	.333	1-2	.500	0-0	.000	0	0	0	0.9	1	0	0	0	0	3	1.6
at Oklahoma	01/06/2024		01:47	0-1	.000	0-1	.000	0-0	.000	0	0	0	0.8	0	0	0	0	0	1.4	
West Virginia	01/20/2024		03:38	0-1	.000	0-1	.000	0-0	.000	0	1	1	0.8	2	0	0	0	0	1.3	
at Texas	01/27/2024		01:04	0-0	.000	0-0	.000	0-0	.000	0	0	0	0.7	0	0	0	0	0	1.2	
BYU	02/10/2024		00:31	0-0	.000	0-0	.000	0-0	.000	0	0	0	0.7	0	0	0	0	0	1.1	
Oklahoma	02/20/2024		00:44	0-0	.000	0-0	.000	0-0	.000	0	0	0	0.6	0	0	0	0	0	1.0	
Baylor	02/27/2024		00:28	0-0	.000	0-0	.000	0-0	.000	0	0	0	0.6	0	0	0	0	0	0.9	
at Iowa St.	03/02/2024		07:04	1-2	.500	0-1	.000	3-4	.750	1	1	1	0.6	0	0	0	0	0	5	1.2
vs West Virginia	03/08/2024		02:14	0-0	.000	0-0	.000	0-0	.000	0	0	0	0.6	1	0	1	0	0	1.1	
Purdue Fort Wayne	03/24/2024		01:48	0-1	.000	0-1	.000	0-0	.000	0	0	0	0.5	0	0	0	0	0	1.1	
Totals			0 49:36	6-16	.375	1-8	.125	5-8	.625	1	8	9	0.5	7	2	2	2	0	18	1.1

CAREER HIGHS

Statistic	Value
Points	5 vs Lindenwood 11/15/23, at Iowa St. 03/02/24
Rebounds	2 vs Lindenwood 11/15/23, at Southern Ind. 12/17/23
Assists	1 vs Howard 12/13/23, vs Siena 12/21/23
Blocks	1 at Southern Ind. 12/17/23, vs West Virginia 03/08/24
FG Made	2 vs Lindenwood 11/15/23
FG Attempts	3 vs Siena 12/21/23, at West Virginia 01/03/24
3FG Made	1 at West Virginia 01/03/24
3FG Attempts	2 at West Virginia 01/03/24
FT Made	3 at Iowa St. 03/02/24
FT Attempts	4 at Iowa St. 03/02/24

CAREER STATISTICS

SEASON	TEAM	GP-GS	MIN/AVG	Field Goals		3-Point		F-Throws		Rebounds				Scoring						
				FG-FGA	FG%	3FG-3FGA	3FG%	FT-FTA	FT%	OFF	DEF	TOT	AVG	PF-FO	A	TO	BLK	STL	PTS	AVG
2023-24	UC	17-0	50/2.9	6-16	.375	1-8	.125	5-8	.625	1	8	9	0.5	7-0	2	2	2	0	18	1.1
TOTAL		17-0	50/2.9	6-16	.375	1-8	.125	5-8	.625	1	8	9	0.5	7-0	2	2	2	0	18	1.1



34 | A'RIEL JACKSON

GUARD • 5-9 • JUNIOR • BROOKLYN, N.Y. (BISHOP LOUGHLIN MEMORIAL)

2023-24

Appeared in 29 games with 23 starts, averaging 9.4 points per game while shooting 33% from the field ... Had a career-high seven rebounds to go along with 14 points (2-3 3FG) in win at Texas Tech (2/24) ... Scored 18 points and tied her career high in assists (5) vs. Oklahoma (2/20) ... Tied her career-high 19 points vs. TCU (2/17), going a career-best 10-of-11 from the free throw line ... Posted 13 points in back-to-back games: Houston (1/30) and Texas Tech (2/3) ... Led team with 10 points at #10 Texas (1/27) ... Made the game-winning putback with five tenths of a second remaining in UC's 64-63 win over UCF (1/10) ... Earned first start of the season vs. Kentucky (11/25) ... First double-digit scoring performance of the season came in win vs. Lindenwood with 10 points (4-8 FG).

2022-23

Played in 29 games with 16 starts ... Averaged 4.1 points, 1.8 rebounds and 1.2 assists per game ... Started 14 of 15 conference games played in, missing one conference game due to illness ... Recorded three-plus assists in six games ... Turned in a career-high five assists, four points and three rebounds in a career-high 31 minutes vs. East Carolina (2/15) ... Scored a career-high 19 points on 5-9 from the field and 8-9 from the free throw line, in addition to two assists and two rebounds in 26 minutes vs. Temple (1/7) ... The 19 points ties the most by a Bearcat freshman since Jillian Hayes had 20 vs. Temple on Jan. 13, 2020 ... Made her first conference start with a career-high six rebounds at Wichita State (12/30) ... Recorded nine points and a career-high four steals vs. Southern Indiana (12/18) ... Made her first collegiate start vs. Tennessee Tech (11/10), recording three points, five rebounds, two assists and two steals in 19 minutes ... Posted 12 points, three assists and a team-high four rebounds in 17 minutes in her collegiate debut at Louisville (11/7), becoming the first Bearcat to score in double figures in their collegiate debut since Ilmar'I Thomas had 19 against East Tennessee State on Nov. 10, 2017 ... Only freshman on the roster.

HIGH SCHOOL/PREP

Lettered for Bishop Loughlin Memorial High School... Named to the McDonald's All-American East Nominee List... Became a 1,000-point scorer in her senior season... Ranked 79th nationally, 16th-ranked shooting guard by Preferred Athlete Scouting Service and 108th nationally by the All-Star Girls Report.

PERSONAL

Daughter of Kym Hampton and Fred Jackson ... Mother, Kym, was the number four overall pick in the inaugural 1997 WNBA Draft and played three seasons for the New York Liberty as part of a 15-year professional career, where she was voted the starting center in the inaugural WNBA All-Star Game ... Birthday is July 4.



2023-24 GAME-BY-GAME

Opponent	Date	GS	MIN	Total		3-Pointers		Free Throws		Rebounds		PF	A	TO	BLK	STL	PTS	AVG			
				FG-FGA	PCT	3FG-3FGA	PCT	FT-FTA	PCT	OFF	DEF								TOT	AVG	
Louisville	11/06/2023		22:17	3-7	.429	0-0	.000	2-2	1.000	0	1	1	1.0	5	1	4	0	1	8	8.0	
Lindenwood	11/15/2023		13:57	4-8	.500	0-1	.000	2-2	1.000	0	1	1	1.0	0	1	1	0	0	10	9.0	
at Toledo	11/19/2023		14:35	2-4	.500	0-2	.000	4-4	1.000	1	1	2	1.3	3	0	1	0	1	8	8.7	
vs Colorado	11/23/2023		18:56	3-9	.333	2-4	.500	0-0	.000	0	1	1	1.3	2	4	1	0	1	8	8.5	
vs NC State	11/24/2023		12:41	2-7	.286	1-3	.333	2-2	1.000	0	2	2	1.4	2	0	1	0	0	7	8.2	
vs Kentucky	11/25/2023	*	24:59	2-7	.286	1-2	.500	2-2	1.000	0	2	2	1.5	3	0	2	0	0	7	8.0	
at Southern Ind.	12/17/2023		16:57	1-6	.167	0-0	.000	2-2	1.000	0	0	0	1.3	1	1	1	0	1	4	7.4	
Sienna	12/21/2023	*	19:11	2-5	.400	0-0	.000	2-2	1.000	1	0	1	1.3	2	3	4	0	0	6	7.3	
Kansas St.	12/20/2023	*	28:38	3-15	.200	1-5	.200	2-4	.500	0	3	3	1.4	1	1	3	0	1	9	7.4	
at West Virginia	01/03/2024	*	21:45	3-7	.429	1-2	.500	2-3	.667	0	2	2	1.5	3	2	3	0	1	9	7.6	
at Oklahoma	01/06/2024	*	28:08	3-10	.300	0-1	.000	3-6	.500	2	2	4	1.7	0	1	2	0	2	9	7.7	
UCF	01/10/2024	*	29:46	2-8	.250	0-1	.000	4-6	.667	2	3	5	2.0	0	0	2	0	1	8	7.8	
at BYU	01/13/2024	*	22:00	2-10	.200	0-1	.000	2-5	.400	0	1	1	1.9	4	2	3	0	0	6	7.6	
West Virginia	01/20/2024	*	19:14	3-5	.600	0-1	.000	2-2	1.000	0	0	0	1.8	5	0	3	0	1	8	7.6	
Oklahoma St.	01/24/2024	*	20:11	3-10	.300	1-3	.333	2-2	1.000	0	1	1	1.7	2	2	1	1	2	9	7.7	
at Texas	01/27/2024	*	26:07	4-11	.364	1-3	.333	1-3	.333	0	3	3	1.8	2	2	3	0	0	10	7.9	
at Houston	01/30/2024	*	28:31	4-11	.364	1-3	.333	4-4	1.000	1	2	3	1.9	2	1	3	1	1	13	8.2	
Texas Tech	02/03/2024	*	32:41	6-12	.500	1-5	.200	0-0	.000	1	3	4	2.0	1	4	2	0	1	13	8.4	
at UCF	02/07/2024	*	28:42	2-12	.167	0-3	.000	0-0	.000	1	4	5	2.2	2	2	3	0	2	4	8.2	
BYU	02/10/2024	*	25:05	4-12	.333	2-3	.667	1-1	1.000	0	0	0	2.1	3	2	0	0	0	11	8.4	
at Kansas	02/14/2024	*	23:05	2-13	.154	1-4	.250	3-4	.750	1	2	3	2.1	3	3	3	0	2	8	8.3	
TCU	02/17/2024	*	31:32	4-12	.333	1-3	.333	10-11	.909	1	4	5	2.2	3	3	1	0	1	19	8.8	
Oklahoma	02/20/2024	*	30:42	5-12	.417	0-4	.000	8-9	.889	0	3	3	2.3	2	5	6	0	3	18	9.2	
at Texas Tech	02/24/2024	*	17:55	5-10	.500	2-3	.667	2-2	1.000	1	6	7	2.5	5	1	4	0	1	14	9.4	
Baylor	02/27/2024	*	31:12	4-16	.250	1-3	.333	0-2	.000	0	4	4	2.5	1	3	1	0	0	9	9.4	
at Iowa St.	03/02/2024	*	30:53	3-7	.429	2-5	.400	7-8	.875	0	2	2	2.5	1	2	3	0	1	15	9.6	
vs UCF	03/07/2024	*	25:44	5-11	.455	1-4	.250	3-3	1.000	2	2	2	2.5	4	2	6	0	1	14	9.8	
vs West Virginia	03/08/2024	*	33:40	3-11	.273	0-1	.000	2-2	1.000	0	6	6	2.6	2	1	6	0	2	8	9.7	
Purdue Fort Wayne	03/24/2024	*	10:26	0-2	.000	0-0	.000	0-0	.000	0	0	0	2.5	1	0	2	0	0	0	9.4	
Totals			23	689:29	89-270	.330	20-70	.286	74-93	.796	12	61	73	2.5	65	49	75	2	27	272	9.4

CAREER HIGHS

Statistic	Value
Points	19 vs Temple 01/07/23, vs TCU 02/17/24
Rebounds	7 at Texas Tech 02/24/24
Assists	5 vs East Carolina 02/15/23, vs Oklahoma 02/20/24
Steals	4 vs Southern Ind. 12/18/22
Blocks	1 9 times
FG Made	6 vs Texas Tech 02/03/24
FG Attempts	16 vs Baylor 02/27/24
3FG Made	2 4 times
3FG Attempts	5 vs Texas Tech 02/03/24, at Iowa St. 03/02/24, vs Kansas St. 12/30/23
FT Made	10 vs TCU 02/17/24
FT Attempts	11 vs TCU 02/17/24

CAREER STATISTICS

SEASON	TEAM	GP-GS	MIN/AVG	Field Goals		3-Point		F-Throws		Rebounds				Scoring						
				FG-FGA	FG%	3FG-3FGA	3FG%	FT-FTA	FT%	OFF	DEF	TOT	AVG	PF-FO	A	TO	BLK	STL	PTS	AVG
2022-23	UC	29-16	411/14.2	40-128	.313	5-20	.250	35-51	.686	15	37	52	1.8	50-0	35	54	7	20	120	4.1
2023-24	UC	29-23	689/23.8	89-270	.330	20-70	.286	74-93	.796	12	61	73	2.5	65-3	49	75	2	27	272	9.4
TOTAL		58-39	1101/19.0	129-398	.324	25-90	.278	109-144	.757	27	98	125	2.2	115-3	84	129	9	47	392	6.8



0 | CHLOE MANN

GUARD • 5-8 • FRESHMAN • FORT WORTH, TEXAS (DUNCANVILLE)

HIGH SCHOOL

Starred for Duncanville High School her final two seasons... Was a state champion in both basketball and track and field... Averaged 13.2 points, 3.6 assists, 3.8 rebounds and 2.2 steals per game as a senior... Nominated for the 47th annual McDonald's All American Games, one of 40 players nominated from her home state of Texas... Averaged 11 points, six assists, five rebounds and two steals per game in 2022-23... Named MVP of the She Got Game Classic... Prior to Duncanville, played two seasons for Boswell High School (2020-22) where she collected All-District and -Region honors... Named Newcomer of the Year in 2020-21... Played an instrumental role with AAU programs Sky Dig Elite — the only Puma sponsored girl's AAU team — and PlayerFirst... Earned All-Tournament of the prestigious 73rd Annual Sandra Meadows Classic in December 2023.

PERSONAL

Daughter of Chay and Victor Mann, both of whom competed collegiately for Kansas State... Has two brothers, Chase and Deuce... Member of the National Honor Society.



14 | RAMIYAH BYRD

FORWARD • 5-11 • FRESHMAN • COLORADO SPRINGS, COLO. (SPIRE INSTITUTE)

2023-24
Redshirted.

HIGH SCHOOL/PREP

Prepped for former WNBA player Candice Wiggins at Spire Institute and Academy in Geneva, Ohio ... Transferred to Spire from The Vanguard School in Colorado Springs, Colo. ... Named the 2021 3A Gazette Player of the Year ... Helped lead the Vanguard School to the 3A Semifinals for the first time in school history.

PERSONAL

Born on Nov. 26, 2004 ... Daughter of Anthony and LaKisha Byrd ... Her father, Anthony, played collegiate basketball.





2023-24 Cincinnati Women's Basketball Combined Team Statistics All games

Game Records

Record	Overall	Home	Away	Neutral
ALL GAMES	14-18	8-8	4-7	2-3
CONFERENCE	5-13	3-6	2-7	0-0
NON-CONFERENCE	9-5	5-2	2-0	2-3

Score by Periods

Team	1st	2nd	3rd	4th	OT	TOT
Cincinnati	466	473	507	551	0	1997
Opponents	492	525	587	508	0	2112

Team Box Score

No.	Player				Total		3-Point		F-Throw		Rebounds												
		GP-GS	MIN	AVG	FG-FGA	FG%	3FG-3FGA	3FG%	FT-FTA	FT%	OFF	DEF	TOT	AVG	PF	DQ	A	TO	BLK	STL	PTS	AVG	
20	HAYES, Jillian	32-32	817:31	25.5	123-293	.420	8-25	.320	159-217	.733	103	166	269	8.4	78	3	33	61	26	38	413	12.9	
34	JACKSON, A'riel	29-23	689:29	23.8	89-270	.330	20-70	.286	74-93	.796	12	61	73	2.5	65	3	49	75	2	27	272	9.4	
22	WILLIAMS, Malea	32-31	756:28	23.6	102-248	.411	35-95	.368	28-43	.651	56	132	188	5.9	67	1	41	46	34	30	267	8.3	
3	JACKSON, Reagan	32-26	844:56	26.4	85-269	.316	36-117	.308	56-70	.800	15	67	82	2.6	45	0	26	68	3	12	262	8.2	
23	JACKSON, Mya	7-5	139:25	19.9	19-48	.396	11-23	.478	6-10	.600	2	5	7	1.0	10	0	7	7	2	7	55	7.9	
5	MILTON, Braylyn	31-16	672:43	21.7	52-204	.255	22-98	.224	27-36	.750	14	57	71	2.3	64	1	53	55	6	16	153	4.9	
32	THOMAS, Destiny	25-17	412:38	16.5	44-85	.518	0-0	.000	33-50	.660	50	48	98	3.9	36	0	11	23	4	8	121	4.8	
11	JENKS, Ta'Ziah	32-9	555:56	17.4	53-165	.321	5-27	.185	36-51	.706	42	56	98	3.1	58	0	26	48	9	24	147	4.6	
42	CRAIG, Clarissa	21-0	266:34	12.7	30-60	.500	0-1	.000	35-45	.778	17	30	47	2.2	48	0	4	24	2	8	95	4.5	
10	BYARS, Brianna	32-0	470:46	14.7	35-95	.368	0-2	.000	12-24	.500	39	47	86	2.7	40	0	10	20	11	19	82	2.6	
7	HOLTMAN, Abby	19-0	137:12	7.2	12-38	.316	3-24	.125	10-12	.833	4	7	11	0.6	6	0	6	11	0	4	37	1.9	
6	DIA, Aicha	31-1	349:09	11.3	11-53	.208	3-17	.176	29-40	.725	21	51	72	2.3	32	0	11	27	5	11	54	1.7	
33	SNYDER, Delaney	17-0	49:36	2.9	6-16	.375	1-8	.125	5-8	.625	1	8	9	0.5	7	0	2	2	2	0	18	1.1	
1	CLARK, Nia	29-0	237:33	8.2	9-31	.290	3-10	.300	0-5	.000	5	15	20	0.7	11	0	16	16	1	8	21	0.7	
Team											83	55	138									37	
Total		32	6400		670-1875	.357	147-517	.284	510-704	.724	464	805	1269	39.7	567	8	295	520	107	212	1997	62.4	
Opponents		32	6400		748-1844	.406	206-713	.289	410-563	.728	333	775	1108	34.6	618	15	439	470	121	218	2112	66.0	

Team Statistics

	UC	OPP
Scoring	1997	2112
Points per game	62.4	66.0
Scoring margin	-3.6	-
Field goals-att	670-1875	748-1844
Field goal pct	.357	.406
3 point fg-att	147-517	206-713
3-point FG pct	.284	.289
3-pt FG made per game	4.6	6.4
Free throws-att	510-704	410-563
Free throw pct	.724	.728
F-Throws made per game	15.9	12.8
Rebounds	1269	1108
Rebounds per game	39.7	34.6
Rebounding margin	+5.0	-
Assists	295	439
Assists per game	9.2	13.7
Turnovers	520	470
Turnovers per game	16.3	14.7
Turnover margin	-1.6	-
Assist/turnover ratio	0.6	0.9
Steals	212	218
Steals per game	6.6	6.8
Blocks	107	121
Blocks per game	3.3	3.8
Winning streak	0	-
Home win streak	0	-
Attendance	27983	37921
Home games-Avg/Game	16-1749	11-3447
Neutral site-Avg/Game	-	5-1860

Team Results

Date	Opponent		Score	Att.
11/06/2023	Louisville	L	59-77	1725
11/15/2023	Lindenwood	W	81-62	4673
11/19/2023	at Toledo	W	71-60	4073
11/23/2023	vs Colorado	L	60-77	624
11/24/2023	vs NC State	L	45-79	524
11/25/2023	vs Kentucky	W	65-41	924
12/01/2023	Tennessee St.	W	76-52	1072
12/10/2023	Xavier	W	69-47	5013
12/13/2023	Howard	W	87-62	573
12/17/2023	at Southern Ind.	W	58-56	746
12/21/2023	Siena	W	71-51	974
12/30/2023	Kansas St.	L	41-66	1472
01/03/2024	at West Virginia	L	53-68	1808
01/06/2024	at Oklahoma	L	64-77	3126
01/10/2024	UCF	W	64-63	587
01/13/2024	at BYU	L	58-68	1786
01/20/2024	West Virginia	L	43-72	1264
01/24/2024	Oklahoma St.	W	58-56	1392
01/27/2024	at Texas	L	50-67	6008
01/30/2024	at Houston	L	46-54	974
02/03/2024	Texas Tech	W	74-56	2510
02/07/2024	at UCF	W	67-61	1108
02/10/2024	BYU	L	57-69	1084
02/14/2024	at Kansas	L	60-75	2872
02/17/2024	TCU	L	72-79	1952
02/20/2024	Oklahoma	L	87-95	1347
02/24/2024	at Texas Tech	W	68-56	4788
02/27/2024	Baylor	L	53-74	1488
03/02/2024	at Iowa St.	L	60-76	10632
03/07/2024	vs UCF	W	67-62	2824
03/08/2024	vs West Virginia	L	55-70	4402
03/24/2024	Purdue Fort Wayne	L	58-84	857



2023-24 Cincinnati Women's Basketball Combined Team Statistics In Conference games

Game Records

Record	Overall	Home	Away	Neutral
ALL GAMES	5-13	3-6	2-7	0-0
CONFERENCE	5-13	3-6	2-7	0-0
NON-CONFERENCE	0-0	0-0	0-0	0-0

Score by Periods

Team	1st	2nd	3rd	4th	OT	TOT
Cincinnati	233	255	262	325	0	1075
Opponents	265	311	366	290	0	1232

Team Box Score

No.	Player	Total			3-Point			F-Throw		Rebounds				Other				PTS	AVG			
		GP-GS	MIN	AVG	FG-FGA	FG%	3FG-3FGA	3FG%	FT-FTA	FT%	OFF	DEF	TOT	AVG	PF	DQ	A			TO	BLK	STL
20	HAYES, Jillian	18-18	476:55	26.5	70-186	.376	5-15	.333	92-135	.681	68	82	150	8.3	41	1	20	33	15	23	237	13.2
34	JACKSON, A'riel	18-18	476:06	26.5	62-193	.321	15-53	.283	53-72	.736	10	45	55	3.1	40	2	36	46	2	20	192	10.7
22	WILLIAMS, Malea	18-18	450:45	25.0	54-139	.388	20-63	.317	17-26	.654	20	82	102	5.7	47	1	20	23	19	19	145	8.1
3	JACKSON, Reagan	18-18	517:10	28.7	48-155	.310	19-67	.284	27-34	.794	7	48	55	3.1	25	0	11	38	1	7	142	7.9
11	JENKS, Ta'Ziah	18-8	387:35	21.5	39-115	.339	5-16	.313	25-33	.758	27	36	63	3.5	37	0	19	35	3	17	108	6.0
5	MILTON, Braylyn	17-5	369:02	21.7	26-100	.260	16-57	.281	9-11	.818	8	34	42	2.5	39	1	23	29	1	9	77	4.5
42	CRAIG, Clarissa	17-0	218:13	12.8	21-47	.447	0-1	.000	26-35	.743	13	24	37	2.2	41	0	2	20	2	6	68	4.0
32	THOMAS, Destiny	12-4	164:46	13.7	13-28	.464	0-0	.000	9-16	.563	15	21	36	3.0	16	0	6	10	2	5	35	2.9
23	JACKSON, Mya	2-0	16:51	8.4	2-5	.400	1-2	.500	0-0	.000	0	0	0	0.0	1	0	2	1	0	1	5	2.5
7	HOLTMAN, Abby	8-0	42:38	5.3	4-7	.571	2-5	.400	2-4	.500	1	3	4	0.5	3	0	3	4	0	1	12	1.5
10	BYARS, Brianna	18-0	201:43	11.2	12-43	.279	0-2	.000	2-4	.500	15	17	32	1.8	22	0	5	12	4	7	26	1.4
6	DIA, Aïcha	17-1	176:15	10.4	5-26	.192	0-7	.000	6-8	.750	8	25	33	1.9	17	0	3	15	4	4	16	0.9
33	SNYDER, Delaney	9-0	21:40	2.4	2-8	.250	1-6	.167	3-4	.750	0	2	2	0.2	3	0	0	0	0	0	8	0.9
1	CLARK, Nia	15-0	80:21	5.4	2-9	.222	0-4	.000	0-1	.000	3	5	8	0.5	5	0	5	6	1	4	4	0.3
Team											52	34	86				19					
Total		18	3600		360-1061	.339	84-298	.282	271-383	.708	247	458	705	39.2	337	5	155	291	54	123	1075	59.7
Opponents		18	3600		433-1042	.416	129-425	.304	237-329	.720	180	468	648	36.0	330	8	287	253	82	116	1232	68.4

Team Statistics

	UC	OPP
Scoring	1075	1232
Points per game	59.7	68.4
Scoring margin	-8.7	-
Field goals-att	360-1061	433-1042
Field goal pct	.339	.416
3 point fg-att	84-298	129-425
3-point FG pct	.282	.304
3-pt FG made per game	4.7	7.2
Free throws-att	271-383	237-329
Free throw pct	.708	.720
F-Throws made per game	15.1	13.2
Rebounds	705	648
Rebounds per game	39.2	36.0
Rebounding margin	+3.2	-
Assists	155	287
Assists per game	8.6	15.9
Turnovers	291	253
Turnovers per game	16.2	14.1
Turnover margin	-2.1	-
Assist/turnover ratio	0.5	1.1
Steals	123	116
Steals per game	6.8	6.4
Blocks	54	82
Blocks per game	3.0	4.6
Winning streak	0	-
Home win streak	0	-
Attendance	13096	33102
Home games-Avg/Game	9-1455	9-3678
Neutral site-Avg/Game	-	0-0

Team Results

Date	Opponent	Score	Att.
12/30/2023	Kansas St.	L 41-66	1472
01/03/2024	at West Virginia	L 53-68	1808
01/06/2024	at Oklahoma	L 64-77	3126
01/10/2024	UCF	W 64-63	587
01/13/2024	at BYU	L 58-68	1786
01/20/2024	West Virginia	L 43-72	1264
01/24/2024	Oklahoma St.	W 58-56	1392
01/27/2024	at Texas	L 50-67	6008
01/30/2024	at Houston	L 46-54	974
02/03/2024	Texas Tech	W 74-56	2510
02/07/2024	at UCF	W 67-61	1108
02/10/2024	BYU	L 57-69	1084
02/14/2024	at Kansas	L 60-75	2872
02/17/2024	TCU	L 72-79	1952
02/20/2024	Oklahoma	L 87-95	1347
02/24/2024	at Texas Tech	W 68-56	4788
02/27/2024	Baylor	L 53-74	1488
03/02/2024	at Iowa St.	L 60-76	10632

SINGLE GAME RECORDS - INDIVIDUAL

POINTS

1.	46	Valerie King vs. Charleston Southern	11/25/03
2.	41	Linda Norwell vs. Capital	3/1/77
	41	Cheryl Cook at Morehead State	2/5/85
	41	Cheryl Cook at Evansville	1/21/84
5.	40	Bev Obringer vs. Miami (OH)	12/19/87

FIELD GOALS MADE

1.	19	Cheryl Cook at Morehead State	2/5/85
2.	16	Valerie King vs. Charleston Southern	11/25/03
	16	Cheryl Cook vs. Tulane	1/9/84
4.	15	Regina Williams vs. Xavier	1/28/87
	15	Cheryl Cook vs. Xavier	12/28/84
	15	Cheryl Cook at Florida State	1/12/81

FIELD GOALS ATTEMPTED

1.	35	Cheryl Cook at Bowling Green	2/27/85
2.	33	Cheryl Cook at Morehead State	2/5/85
3.	32	Cheryl Cook at Florida State	2/28/84
4.	30	Madinah Slaise vs. Xavier	12/5/99
	30	Cheryl Cook at Virginia Tech	2/10/84
	30	Cheryl Cook at Evansville	1/21/84

FIELD GOAL PERCENTAGE (MIN. 7 ATT)

1.	1.00	Ilmar'i Thomas vs. Memphis (9-9)	1/26/19
2.	.909	Ilmar'i Thomas vs. Howard (10-11)	12/21/18
	.909	Jeanise Randolph at Villanova (10-11)	2/15/11
3.	.889	Anne Stephens at Oregon State (8-9)	12/29/05
	.889	K.B. Sharp vs. DePaul (8-9)	3/8/03
	.889	Valerie King vs. East Carolina (8-9)	1/11/02

3-POINT FIELD GOALS MADE

1.	8	Valerie King vs. Coastal Carolina	12/7/02
2.	7	Nikira Goings vs. Howard	12/14/17
	7	Kahla Roudebush vs. Georgetown	2/11/09
	7	Valerie King vs. Houston	3/5/04
	7	Valerie King vs. Charleston Southern	11/25/03

3-POINT ATTEMPTS

1.	17	Valerie King at Houston	1/20/02
2.	15	Karen Twehues vs. Houston	1/21/05
3.	14	Jasmine Whitfield at Detroit	12/2/15
	14	Bjonee Reaves vs. Miami (OH)	12/17/11
	14	Jolinda Lewis vs. DePaul	1/12/97
	14	Jolinda Lewis vs. Oklahoma State	12/2/95
	14	Dashia Grigsby vs. Dayton	1/9/93

FREE THROWS MADE

1.	16	Lorraine Rohrmeier at ECU	1/25/75
2.	14	Alexis Durlley vs. Kent State	11/17/13
	14	Madinah Slaise vs. DePaul	2/4/99
	14	Bev Obringer vs. Miami (OH)	12/19/87
	14	Cheryl Cook at Virginia Tech	1/26/85
6.	13	Madinah Slaise vs. Michigan State	3/18/00
	13	Madinah Slaise vs. Saint Louis	1/22/00
	13	Madinah Slaise vs. Charlotte	1/20/00

FREE THROW ATTEMPTS

1.	18	Madinah Slaise vs. Charlotte	1/20/00
2.	17	Madinah Slaise vs. DePaul	2/4/99
	17	Lorraine Rohrmeier at ECU	1/25/75
4.	16	Madinah Slaise vs. Michigan State	3/18/00
5.	15	six times, last by Dayeesha Hollins at Hawaii	12/29/12

FREE THROW PERCENTAGE (MIN. 10 ATT)

1.	1.000	Alexis Durlley vs. Kent State (14-14)	11/17/13
2.	1.000	Ana Owens at East Carolina (12-12)	1/20/16
	1.000	Cheryl Cook vs. Kentucky (12-12)	11/22/83
4.	1.000	Tenishia Benson vs. Valparaiso (11-11)	11/16/07
	1.000	Valerie King at UAB (11-11)	1/26/03
	1.000	Valerie King at Saint Louis (11-11)	2/18/01
	1.000	Madinah Slaise vs. Marquette (11-11)	2/6/99
	1.000	Stasia Kissell at Purdue (11-11)	12/3/90
9.	1.000	Kahla Roudebush at DePaul (10-10)	1/27/10
	1.000	Valerie King at Marquette (10-10)	2/15/02
	1.000	Valerie King vs. Belmont (10-10)	12/16/01
	1.000	Barb Jaska vs. Youngstown St. (10-10)	2/21/81

REBOUNDS

1.	29	Linda Norwell vs. Mt. St. Joseph	2/9/76
2.	24	Bev Ventura vs. West Virginia	12/3/77
3.	23	Ester McMillion vs. Memphis State	2/1/92
4.	22	Jill Stephens vs. McNeese State	11/21/07
	22	Laura Wilder at American	12/8/00

ASSISTS

1.	14	Treasure Humphries vs. G-town	1/25/06
2.	13	K.B. Sharp vs. Robert Morris	11/20/01
3.	12	Antoinette Miller vs. Memphis	1/26/19
	12	Ana Owens vs. Houston	1/7/17
	12	Micah Harvey vs. Marquette	2/5/05
	12	K.B. Sharp at Eastern Kentucky	12/5/02
	12	Michelle Koenig at Wright State	2/15/90
	12	Janet Thorpe vs. N. Kentucky	12/15/79

BLOCKED SHOTS

1.	7	Malea Williams at Wichita State	12/30/22
2.	6	Jeanise Randolph at Louisville	1/4/14
	6	Bev Obringer at Southern Miss	1/28/89
4.	5	Anne Stephens at Syracuse	1/21/06
	5	Debbie Merrill vs. Dayton	11/27/02
	5	Doris Scott vs. DePaul	1/12/97
	5	Asa Odeus vs. Tulane	2/17/90

STEALS

1.	8	Elaine Blake, vs. Delaware State	12/4/92
	8	Suzanne Spencer, vs. St. Louis	1/16/93
3.	7	Shanice Johnson vs. Miami (OH)	11/18/17
	7	Shareese Ullis, at UConn	1/7/10
	7	Treasure Humphries at Arkansas	12/28/06
	7	Treasure Humphries at Marquette	2/28/06
	7	Treasure Humphries vs. Fordham	12/11/05
	7	Trinette Wright vs. Ohio	1/2/89



FIFTH THIRD ARENA RECORDS - INDIVIDUAL

MINUTES PLAYED

UC	50	- Valerie King vs. East Carolina, Feb. 20, 2004
Opp.	49	- Courtney Willis vs. East Carolina, Feb. 20, 2004

POINTS

UC	46	- Valerie King vs. Charleston Southern, Nov. 25, 2003
Opp.	39	- Tanaya Atkinson Temple, Jan. 13, 2018

FIELD GOALS MADE

UC	16	- Valerie King vs. Charleston Southern, Nov. 25, 2003
Opp.	17	- three times, last by Tanaya Atkinson vs. Temple, Jan. 13, 2018

FIELD GOALS ATTEMPTED

UC	27	- twice, last by Debbie Merrill vs. Syracuse, Jan. 8, 2002
Opp.	36	- Carmen Jones vs. South Carolina, March 8, 1990

3-POINT FIELD GOALS MADE

UC	8	- Valerie King vs. Coastal Carolina, Dec. 7, 2002
Opp.	8	- twice, last by Monica McNutt vs. Georgetown, Jan. 19, 2010

3-POINT FIELD GOALS ATTEMPTED

UC	15	- Karen Twehues vs. Houston, Jan. 21, 2005
Opp.	18	- Lynnette Pestel vs. Marquette - March 9, 1994

FREE THROWS MADE

UC	14	- Alexis Durlley vs. Kent State, Nov. 17, 2013
Opp.	15	- Rachel Tecca vs. Akron, Dec. 17, 2013

FREE THROWS ATTEMPTED

UC	18	- Madinah Slaise vs. Charlotte, Jan. 20, 2000
Opp.	16	- Kristin Peoples vs. Arkansas, Jan. 2, 2005

OFFENSIVE REBOUNDS

UC	14	- twice, last by Jill Stephens vs. McNeese State, Nov. 21, 2007
Opp.	10	- Tonya Scott vs. UAB, Feb. 4, 1993

DEFENSIVE REBOUNDS

UC	12	- twice, last Jeanise Randolph vs. Temple, Jan. 18, 2014
Opp.	17	- Gina Griffin, Southern Miss vs. Florida State, March 9, 1990

ASSISTS

UC	14	- Treasure Humphries vs. Georgetown, Jan. 25, 2006
Opp.	12	- Shantia Grace vs. USF, Jan. 15, 2006

STEALS

UC	8	- Suzanne Spencer vs. Saint Louis, Jan. 16, 1993
Opp.	8	- Chiara Combs vs. Houston, Jan. 10, 1999

BLOCKED SHOTS

UC	5	- twice, last by Debbie Merrill vs. Dayton, Nov. 27, 2002
Opp.	7	- Amy Lundquist vs. DePaul, Feb. 16, 1996

SINGLE GAME RECORDS - TEAM

MOST POINTS

1. 109	at Marquette	2/22/92
2. 105	vs. Morehead State	12/2/97
3. 105	vs. Charleston Southern	11/25/03
4. 105	vs. Cleveland State	2/23/85
5. 103	at Evansville	1/17/84

MOST POINTS IN A HALF

1. 68	at South Carolina, (2nd half)	2/12/84
-------	-------------------------------	---------

MOST POINTS BY AN OPPONENT

1. 122	at Western Kentucky	2/27/85
2. 112	at South Carolina	2/12/84
3. 109	at Marquette	1/23/93
4. 107	vs. UConn	12/30/15
5. 106	at UConn	2/4/18

MOST POINTS - TWO TEAMS

1. 214	South Carolina 112, Cincinnati 102	2/12/84
2. 210	Cincinnati 109, Marquette 101 (OT)	2/22/92
3. 201	Marquette 101, Cincinnati 100 (OT)	1/25/92
4. 198	Va. Tech 105, Cincinnati 93	2/10/84
5. 194	Western Ky. 122, Cincinnati 72	2/27/85

FEWEST POINTS

1. 21	vs. UConn	3/5/18
2. 23	vs. Ohio State	1972-73
3. 29	at Miami (Ohio)	12/2/94
29	at Kentucky	1971-72
5. 30	at Mount St. Joseph's	1972-73

FEWEST POINTS BY AN OPPONENT

1. 14	Wright State	1/31/74
2. 16	Wilmington	2/2/74
3. 17	Wilmington	1974-75
4. 18	Wilmington	1975-76
5. 21	Wooster	1972-73

FIELD GOAL ATTEMPTS

1. 91	at Virginia Tech	2/10/84
2. 84	vs. Saint Francis (Pa.)	11/14/15
84	vs. McNeese State	11/21/07
84	at Bowling Green	12/6/80
5. 83	at Xavier	12/5/99

FIELD GOALS MADE

1. 45	at Evansville	1/21/84
2. 45	at Bowling Green	12/6/80
3. 39	vs. Morehead State	12/2/97
39	vs. Ball State	12/17/80
5. 38	vs. Marquette	2/6/99
38	at South Carolina	2/12/84
38	at Wright State	2/21/80

FIELD GOAL PERCENTAGE

1. .627	vs. Charleston Southern, (37-59)	11/25/03
2. .625	vs. Evansville, (45-72)	1/15/86
3. .619	vs. Nebraska, (26-42)	12/11/01
4. .617	vs. Houston, (29-47)	1/19/03
5. .613	vs. Southern Miss, (38-62)	1/6/86

3-POINT FIELD GOALS MADE

1. 13	vs. Marquette	2/28/11
13	vs. West Virginia	2/19/08
13	vs. McNeese State	11/21/07
13	vs. Arkansas-Pine Bluff	11/14/06
5. 12	vs. Duquesne	10/19/07
12	vs. Houston	3/5/04
12	vs. Coastal Carolina	12/7/02

3-POINT FIELD GOALS ATTEMPTED

1. 51	vs. McNeese State	11/21/07
2. 37	vs. Central Michigan	12/17/07
3. 33	at Detroit	12/2/15
4. 32	at Ohio State	12/4/16
5. 31	vs. UCF	1/16/16
31	vs. Louisville	2/24/01
7. 30	at UConn	2/4/18

FREE THROWS MADE

1. 39	vs. Middle Tenn. St.	11/25/97
2. 33	vs. Houston	2/16/97
3. 32	vs. DePaul	2/8/01
4. 30	vs. Louisville	2/24/02
30	vs. Dayton	12/14/96

FREE THROWS ATTEMPTED

1. 45	vs. DePaul	2/8/01
2. 44	vs. Middle Tenn. St.	11/25/97
44	vs. Houston	2/16/97
4. 41	at Saint Louis	1/18/98
5. 40	vs. Louisville	2/24/02
40	vs. Charlotte	2/19/99

FREE THROW PERCENTAGE

1. 1.000	vs. Youngstown State (13-13)	3/21/19
1.000	vs. Rutgers (16-16)	1/7/14
1.000	vs. Youngstown State (13-13)	12/8/13
1.000	vs. McNeese State, (10-10)	11/21/07
1.000	vs. Loyola Marymount, (14-14)	12/21/03
1.000	at Indiana State, (11-11)	12/13/03
7. .947	vs. USF, (18-19)	2/16/08
.947	vs. Kentucky, (18-19)	2/22/84

REBOUNDS

1. 70	at Dayton	3/9/76
2. 62	vs. South Florida	1/27/02
3. 60	vs. McNeese State	11/21/07
4. 56	vs. Detroit	12/23/14
56	vs. Marquette	1/5/96
56	vs. Bradley	12/3/95

ASSISTS


1. 31	vs. Mount St. Joseph	2/26/81
2. 27	vs. Morehead State	12/2/97
27	vs. Youngstown State	2/21/81
4. 26	vs. Cleveland State	12/5/97
5. 25	vs. Howard	12/14/17
25	vs. Clarion	12/18/16
25	vs. Memphis	2/9/02
25	vs. Cleveland State	2/23/85

STEALS

1. 18	vs. St. Francis	11/19/05
18	at Wright State	12/13/95
18	vs. Memphis	1/29/94
18	at Ohio	12/14/93
5. 17	vs. Evansville	12/3/03
17	vs. Oakland	12/29/83

BLOCKED SHOTS

1. 13	at Wichita State	12/30/22
2. 12	vs. Miami (OH)	12/3/83
3. 11	vs. Temple	2/15/14
4. 9	at USF	1/30/19
9	vs. Bowling Green	12/21/17
9	vs. Furman	11/15/09
7. 8	at Tulsa	1/19/19
8	vs. Chicago State	12/28/16
8	vs. McNeese State	11/21/07
8	vs. UAB	1/7/05



FIFTH THIRD ARENA RECORDS - TEAM

POINTS

UC	105	twice, last vs. Charleston Southern, Nov. 25, 2003
Opp.	107	vs. UConn, Jan. 30, 2015

FIELD GOALS MADE

UC	40	vs. Marquette, Jan. 25, 1992
Opp.	41	twice, last vs. UConn, Jan. 30, 2015

FIELD GOALS ATTEMPTED

UC	86	vs. Marquette, Jan. 25, 1992
Opp.	87	vs. Marquette, Jan. 25, 1992

3-POINT FIELD GOALS MADE

UC	13	multiple, last vs. Marquette, Feb. 28, 2011
Opp.	13	vs. West Virginia, Feb. 19, 2008

3-POINT FIELD GOALS ATTEMPTED

UC	31	twice, last vs. UCF, Jan. 16, 2016
Opp.	36	vs. Slippery Rock, Nov. 13, 2017

FREE THROWS MADE

UC	39	vs. MTSU, Nov. 22, 1997
Opp.	30	vs. Tenn. Chattanooga, Dec. 20, 1997

FREE THROWS ATTEMPTED

UC	44	vs. MTSU, Nov. 22, 1997
Opp.	55	vs. Tenn. Chattanooga, Dec. 20, 1997

OFFENSIVE REBOUNDS

UC	31	vs. DePaul, Feb. 11, 1994
Opp.	29	vs. Kentucky, Feb. 10, 1993

DEFENSIVE REBOUNDS

UC	41	vs. Marquette, Jan. 25, 1992
Opp.	36	vs. Kentucky, Feb. 10, 1993

ASSISTS

UC	28	vs. Saint Louis, Jan. 16, 1993
Opp.	31	vs. UConn, Feb. 7, 2017

STEALS

UC	27	vs. Saint Louis, Jan. 16, 1993
Opp.	21	vs. Cleveland State, Jan. 3, 1991

BLOCKED SHOTS

UC	9	vs. Bowling Green, Dec. 21, 2017
Opp.	11	vs. Ohio State, Dec. 15, 2013

STREAKS

CONSECUTIVE WINS

14	from 1/25/02-3/16/02 (ended by South Carolina, 75-56, on 3/18/02)
12	from 2/3/76 - 3/5/76 (ended by Ohio State, 66-52, on 3/6/76)
12	from 11/26/88 - 1/17/89 (ended by Virginia Tech, 52-49, on 1/9/89)
11	from 11/16/01 - 12/29/01 (ended by Louisville, 71-65, on 1/4/02)

CONSECUTIVE LOSSES

12	from 1/20/09 - 3/2/09 (ended against Marquette, 60-54 (ot), on 3/6/09)
11	from 3/3/86 - 1/3/87 (ended against Southern Miss, 74-63, on 1/5/87)
10	from 1/6/13 - 2/9/13 (ended vs. Marquette, 54-52, on 2/13/13)

CONSECUTIVE HOME WINS

21	from 1/10/02 - 1/31/03 (ended by Tulane, 62-53, on 2/2/03)
15	from 12/13/80 - 12/5/81 (ended by Northern Ky., 89-85, on 12/12/81)
11	from 11/17/00 - 1/21/01 (ended by UAB, 61-58, on 2/2/01)
10	from 2/14/97 - 12/28/97 (ended by Marquette, 83-75, on 1/2/98)

SEASON RECORDS - TEAM

GAMES		FT ATTEMPTED	
1. 36	1980-81	1. 795	1997-98
2. 35	2018-19	2. 733	1980-81
3. 32	five times	4. 713	2001-02
		4. 709	2000-01
		5. 704	2023-24

VICTORIES		FT PERCENTAGE	
1. 27	2001-02	1. .750	2008-09
2. 27	1980-81	2. .746	2003-04
3. 24	2018-19	3. .742	2016-17
4. 23	2002-03	4. .741	1983-84
5. 22	1998-99	5. .735	2007-08
22	2000-01		

MOST POINTS		TOTAL REBOUNDS	
1. 2,905	1980-81	1. 1,354	1980-81
2. 2,385	2001-02	2. 1,310	2018-19
3. 2,353	2018-19	3. 1,269	2023-24
4. 2,210	1983-84	4. 1,264	2001-02
5. 2,201	1982-83	5. 1,244	2017-18
2,201	1984-85		

SCORING AVERAGE		REBOUND AVERAGE	
1. 80.7	1980-81	1. 43.5	1991-92
2. 78.9	1983-84	2. 42.5	1981-82
3. 78.6	1984-85	3. 41.6	1984-85
4. 74.5	2001-02	4. 41.2	1992-93
5. 73.4	1982-83	5. 40.4	2006-07

SCORING MARGIN		REBOUND MARGIN	
1. +15.6	2001-02	1. +8.9	2006-07
2. +12.1	1980-81	2. +6.7	2001-02
3. +10.5	2002-03	3. +6.4	2005-06
4. +9.0	1997-98	4. +5.6	1998-99
5. +7.7	1998-99	5. +5.2	2000-01

FIELD GOALS MADE		ASSISTS	
1. 1,191	1980-81	1. 696	1980-81
2. 909	1983-84	2. 536	2018-19
3. 898	1982-83	3. 494	2001-02
4. 895	2018-19	4. 467	2017-18
5. 890	1985-86	467	2002-03

FG ATTEMPTED		STEALS	
1. 2,583	1980-81	1. 384	1992-93
2. 2,103	2018-19	2. 289	1988-89
3. 2,074	1981-82	3. 284	1991-92
4. 2,030	1983-84	4. 281	1985-86
5. 1,998	1982-83	5. 280	1984-85
		280	1980-81,

FG PERCENTAGE		BLOCKED SHOTS	
1. .473 (890-1881)	1985-86	1. 142	2022-23
2. .462 (715-1546)	1987-88	2. 121	2018-19
3. .461 (1191-2583)	1980-81	3. 108	2016-17
4. .453 (882-1945)	1984-85	4. 103	2017-18
5. .449 (898-1998)	1982-83	5. 96	1983-84

3-POINT FG MADE		TURNOVERS	
1. 210	2008-09	1. 726	1990-91
2. 198	2007-08	2. 654	1979-80
3. 186	2010-11	3. 654	1991-92
4. 183	2015-16	4. 623	1986-87
5. 180	2017-18	5. 618	1985-86

3-POINT FG ATTEMPTED		PERSONAL FOULS	
1. 637	2008-09	1. 662	1980-81
2. 632	2015-16	2. 616	1984-85
3. 597	2017-18	3. 613	1992-93
597	2007-08	4. 590	2018-19
5. 591	2010-11	590	1983-84

3-POINT FG PCT.		DISQUALIFICATIONS	
1. .366 (177-484)	2003-04	1. 31	1992-93
2. .359 (175-487)	2001-02	2. 30	1995-96
3. .352 (125-355)	2005-06	3. 29	1991-92
4. .350 (159-454)	1997-98	4. 28	1983-84
5. .348 (55-158)	1991-92	5. 22	1996-97

FREE THROWS MADE		OVERTIME GAMES	
1. 541	1997-98	1. 6	1998-99
2. 523	1980-81	2. 4	2003-04
3. 520	2001-02	3. 3	2009-10
4. 510	2023-24	3	2005-06
5. 490	2000-01	3	2002-03
		3	1991-92
		3	1986-87

SEASON RECORDS - INDIVIDUAL

GAMES PLAYED		
1. 36	Donna Bender	1980-81
36	Deana Jennings	1980-81
36	Sue Koch	1980-81
4. 35	five Players	2018-19
35	Janet Ebbeskotte	1980-81
35	Barb Jaks	1980-81
35	Janet Thorpe	1980-81
7. 34	Anita Tersigni	1980-81

MINUTES PLAYED		
1. 1,214	K.B. Sharp	2001-02
2. 1,210	K.B. Sharp	2002-03
3. 1,207	K.B. Sharp	2000-01
4. 1,195	Kahla Roudebush	2008-09
5. 1,185	Antoinette Miller	2018-49
6. 1,160	Ana Owens	2014-15
7. 1,127	Valerie King	2002-03
9. 1,127	Bjonee Reaves	2011-12
9. 1,118	Treva Sweat	1987-88
10. 1,101	Kahla Roudebush	2009-10

POINTS		
1. 771	Cheryl Cook	1984-85
2. 767	Cheryl Cook	1983-84
3. 701	Linda Norwell	1975-76
4. 654	Madinah Slaise	1999-00
5. 634	Valerie King	2001-02
6. 612	Madinah Slaise	1998-99
7. 568	Keely Feeman	1985-86
8. 558	Debbie Merrill	2002-03
9. 557	Barb Jaks	1980-81
10. 527	Doris Scott	1997-98

SCORING AVERAGE		
1. 28.0	Linda Norwell	1975-76
2. 27.5	Cheryl Cook	1984-85
3. 27.4	Cheryl Cook	1983-84
4. 21.8	Madinah Slaise	1999-00
5. 20.7	Linda Norwell	1976-77
6. 19.8	Valerie King	2001-02
7. 19.7	Madinah Slaise	1998-99
8. 18.9	Keely Feeman	1985-86
9. 18.7	Linda Norwell	1974-75
10. 18.4	Tonya Taylor	1991-92

FIELD GOALS MADE		
1. 315	Cheryl Cook	1984-85
315	Cheryl Cook	1983-84
3. 286	Linda Norwell	1975-76
4. 246	Keely Feeman	1985-86
5. 237	Barb Jaks	1980-81
6. 215	Debbie Merrill	2002-03
7. 214	Madinah Slaise	1999-00
8. 213	Tonya Taylor	1991-92
9. 212	Doris Scott	1997-98
10. 206	Bev Obringer	1987-88

FIELD GOALS ATTEMPTED		
1. 706	Cheryl Cook	1983-84
2. 657	Cheryl Cook	1984-85
3. 536	Madinah Slaise	1999-00
4. 518	Madinah Slaise	1998-99
5. 471	Cheryl Cook	1982-83
6. 468	Barb Jaks	1980-81
7. 465	Antoinette Miller	2018-19
8. 460	Keely Feeman	1985-86
9. 459	Valerie King	2001-02
10. 427	Dashia Grigsby	1992-93

FIELD GOAL PCT. - MIN 5 ATT/GAME		
1. .613	Linda Norwell	1974-75
2. .604	Ilmar'l Thomas	2018-19
3. .568	Jeanise Randolph	2011-12
4. .551	Sharonda O'Bannon	1987-88
5. .549	Regina Williams	1986-87
6. .540	Bev Obringer	1985-86
7. .537	Doris Scott	1997-98
8. .535	Keely Feeman	1985-86
9. .531	Carolyn Alexander	2002-03
10. .523	Tonya Taylor	1991-92
11. .523	Jill Stephens	2008-09

3-POINT FIELD GOALS MADE		
1. 101	Valerie King	2001-02
2. 92	Valerie King	2002-03
3. 85	Bjonee Reaves	2011-12
4. 83	Valerie King	2003-04
5. 78	Jolinda Lewis	1995-96
6. 75	Shareese Ulis	2010-11
7. 73	Jolinda Lewis	1997-98
8. 70	Jolinda Lewis	1994-95
70	Kahla Roudebush	2008-09
10. 66	Kahla Roudebush	2007-08

3-POINT FIELD GOALS ATTEMPTED		
1. 245	Valerie King	2002-03
2. 241	Bjonee Reaves	2011-12
3. 235	Valerie King	2001-02
4. 214	Shareese Ulis	2010-11
5. 199	Valerie King	2003-04
199	Jolinda Lewis	1996-97
199	Jolinda Lewis	1994-95
8. 194	Jolinda Lewis	1995-96
9. 191	Jolinda Lewis	1997-98
10. 189	Jasmine Whitfield	2015-16

3-POINT FIELD GOAL PCT. - MIN 1.5 ATT/G		
1. .444	Karen Twehues	2005-06
2. .438	Tish Perry	1998-99
3. .430	Valerie King	2001-02
4. .417	Valerie King	2003-04
5. .402	Jolinda Lewis	1995-96
6. .398	Kahla Roudebush	2007-08
7. .395	Kahla Roudebush	2008-09
8. .394	Jane Anne Preston	1991-92
9. .390	Tasha Brown	1990-91
10. .384	Kahla Roudebush	2009-10

FREE THROWS MADE		
1. 193	Madinah Slaise	1998-99
2. 182	Madinah Slaise	1999-00
3. 159	Jillian Hayes	2023-24
4. 141	Valerie King	2001-02
141	Cheryl Cook	1984-85
6. 137	Cheryl Cook	1983-84
7. 129	Bev Obringer	1988-89
129	Bev Ventura	1977-78
129	Linda Norwell	1975-76
10. 128	Debbie Merrill	2002-03

FREE THROWS ATTEMPTED		
1. 242	Madinah Slaise	1998-99
2. 236	Madinah Slaise	1999-00
3. 217	Jillian Hayes	2023-24
4. 200	Cheryl Cook	1984-85
5. 195	Debbie Merrill	2002-03
6. 194	Bev Ventura	1977-78
7. 176	Cheryl Cook	1983-84
8. 169	Doris Scott	1997-98
160	Dayeesha Hollins	2012-13
10. 160	Bev Obringer	1988-89

FREE THROW PCT. - MIN 2 ATT/GAME		
1. .927	Ana Owens	2017-18
.927	Keely Feeman	1985-86
3. .892	Valerie King	2001-02
4. .873	Valerie King	2002-03
5. .857	Jill Stephens	2008-09
6. .855	Valerie King	2000-01
7. .852	Ana Owens	2016-17
8. .851	Jolinda Lewis	1996-97
.851	Jolinda Lewis	1994-95
10. .850	Bianca Quisenberry	2016-17

REBOUNDS		
1. 460	Linda Norwell	1975-76
2. 320	Linda Norwell	1974-75
3. 295	Donna Ell	1972-73
4. 280	Shanice Johnson	2016-17
5. 275	Linda Norwell	1976-77
6. 272	Bev Obringer	1988-89
7. 271	Jeanise Randolph	2013-14
8. 269	Jillian Hayes	2023-24
9. 263	Jill Stephens	2007-08
263	Debbie Merrill	2002-03

REBOUNDING AVERAGE		
1. 18.4	Linda Norwell	1975-76
2. 18.1	Linda Norwell	1973-74
3. 16.4	Donna Ell	1972-73
4. 15.2	Linda Norwell	1974-75
5. 14.5	Bev Obringer	1986-87
6. 11.0	Linda Norwell	1976-77
7. 9.7	Shanice Johnson	2016-17
9.7	Stasia Kissel	1980-81
9. 9.4	Jill Stephens	2007-08
9.4	Bev Obringer	1985-86

ASSISTS		
1. 205	K.B. Sharp	2001-02
2. 184	K.B. Sharp	2002-03
3. 183	Antoinette Miller	2018-19
4. 170	K.B. Sharp	2000-01
5. 153	Michele Koenig	1989-90

CAREER RECORDS - INDIVIDUAL

GAMES PLAYED

1.	127	Chelsea Warren	2015-19
2.	126	Valerie King	2000-04
	126	Brittani Young	2000-04
	126	K.B. Sharp	1999-03
5.	124	Sue Koch	1978-82
6.	123	Ana Owens	2014-18
	123	Ilmar'I Thomas	2017-21
8.	122	Kayla Cook	2010-14
9.	121	Laura Wilder	1998-02
	121	Deona Jennings	1979-83

MINUTES PLAYED

1.	4,339	K.B. Sharp	1999-03
2.	4,306	Ana Owens	2014-18
3.	4,200	Valerie King	2000-04
4.	3,940	Keely Feeman	1982-86
5.	3,823	Kayla Cook	2010-14
6.	3,714	Cheryl Cook	1981-85
7.	3,680	Elaine Blake	1990-94
8.	3,614	Kahla Roudebush	2005-10
9.	3,595	Ilmar'I Thomas	2017-21
10.	3,589	Jolinda Lewis	1994-98

POINTS

1.	2,367	Cheryl Cook	1981-85
2.	2,156	Valerie King	2000-04
3.	1,925	Ilmar'I Thomas	2017-21
4.	1,849	Madinah Slaise	1996-00
5.	1,799	Linda Norwell	1973-77
6.	1,728	Keely Feeman	1982-86
7.	1,700	Bev Obringer	1985-89
8.	1,695	Doris Scott	1995-99
9.	1,523	Jolinda Lewis	1994-98
10.	1,469	Ana Owens	2014-18

SCORING AVERAGE

1.	21.2	Linda Norwell	1973-77
2.	20.8	Cheryl Cook	1981-85
3.	17.3	Tonya Taylor	1991-92
4.	17.1	Valerie King	2000-04
5.	16.2	Ilmar'I Thomas	2017-21
6.	16.0	Debbie Merrill	2002-04
7.	15.5	Madinah Slaise	1996-00
8.	15.2	Bev Obringer	1985-89
9.	14.9	Keely Feeman	1982-86
10.	14.6	Doris Scott	1995-99

FIELD GOALS MADE

1.	962	Cheryl Cook	1981-85
2.	761	Ilmar'I Thomas	2017-21
3.	731	Keely Feeman	1982-86
4.	715	Linda Norwell	1973-77
5.	691	Doris Scott	1995-99
6.	689	Valerie King	2000-04
7.	665	Bev Obringer	1985-89
8.	619	Barb Jaksa	1979-82
9.	600	Madinah Slaise	1978-001
	600	Ilmar'I Thomas	2017-21
10.	548	Debbie Merrill	2002-04

FIELD GOALS ATTEMPTED

1.	2,158	Cheryl Cook	1981-85
2.	1,707	Valerie King	2000-04
3.	1,602	Madinah Slaise	1996-00
		Ilmar'I Thomas	2018-21
5.	1,538	Ana Owens	2014-18
6.	1,482	Keely Feeman	1982-86
7.	1,339	Doris Scott	1995-99
	1,339	Linda Norwell	1973-77
9.	1,335	Barb Jaksa	1978-82
10.	1,330	Bev Obringer	1985-89

FIELD GOAL PCT. - MIN. 4 ATT/G

1.	.585	Ilmar'I Thomas	2017-21
2.	.534	Linda Norwell	1973-77
3.	.521	Anne Stephens	2002-06
4.	.516	Doris Scott	1995-99
5.	.515	Jeanise Randolph	2010-14
6.	.509	Tonya Taylor	1991-92
7.	.504	Michelle Jones	2005-10
8.	.503	Ester McMillon	1991-92
9.	.500	Angel Rizor	2016-20
	.500	Bev Obringer	1985-89

3-POINT FIELD GOALS MADE

1.	338	Valerie King	2000-04
2.	282	Jolinda Lewis	1994-98
3.	201	Kahla Roudebush	2005-10
4.	196	Ana Owens	2014-18
5.	192	Karen Twehues	2003-07
6.	156	Nikira Goings	2015-19
7.	151	Jeanise Randolph	2010-14
8.	146	Madinah Slaise	1996-00
9.	125	Shelly Bellman	2005-11
10.	124	Jasmine Whitfield	2012-16

3-POINT FIELD GOALS ATTEMPTED

1.	847	Valerie King	2000-04
2.	783	Jolinda Lewis	1994-98
3.	622	Ana Owens	2014-18
4.	526	Kahla Roudebush	2005-10
5.	514	Karen Twehues	2003-07
6.	497	Madinah Slaise	1996-00
7.	490	Nikira Goings	2015-19
8.	484	Kayla Cook	2010-14
9.	433	Jasmine Whitfield	2012-16
10.	389	Shelly Bellman	2005-11

3-POINT FG PCT - 1.5 ATT/G

1.	.399	Valerie King	2000-04
2.	.382	Kahla Roudebush	2005-10
3.	.374	Karen Twehues	2003-07
4.	.363	Tish Perry	1999-00
5.	.360	Jolinda Lewis	1994-98
6.	.351	Sam Rodgers	2016-20
7.	.332	Merelenea Dozier	1999-03
8.	.331	Toni Slaughter	2004-05
9.	.330	Shareese Ulis	2009-11
10.	.329	Bjonee Reaves	2010-12

FREE THROWS MADE

1.	503	Madinah Slaise	1996-00
2.	443	Cheryl Cook	1981-85
3.	440	Valerie King	2000-04
4.	403	Jillian Hayes	2020-Pres.
5.	390	Ilmar'I Thomas	2017-21
6.	370	Bev Obringer	1985-89
7.	347	Linda Norwell	1973-77
8.	313	Doris Scott	1995-99
9.	304	Debbie Merrill	2002-04
10.	296	Stephanie Geter	1994-98

FREE THROWS ATTEMPTED

1.	676	Madinah Slaise	1996-00
2.	598	Cheryl Cook	1981-85
3.	586	Jillian Hayes	2020-Pres.
4.	514	Doris Scott	1995-99
5.	508	Valerie King	2000-04
6.	497	Ilmar'I Thomas	2017-21
7.	493	Bev Obringer	1985-89
8.	490	Linda Norwell	1973-77
9.	444	Debbie Merrill	2002-04
10.	388	Stephanie Geter	1994-98

FREE THROW PCT - MIN. 2 ATT/G

1.	.866	Valerie King	2000-04
2.	.837	Ana Owens	2014-18
3.	.835	Jolinda Lewis	1994-98
4.	.833	Keely Feeman	1982-86
5.	.808	Jane Phend	1983-87
6.	.791	Jill Stephens	2005-09
7.	.778	Stasia Kissel	1981-83
8.	.777	Kahla Roudebush	2005-10
9.	.771	Barb Jaksa	1978-82
10.	.764	Candice Roberson	1998-00

REBOUNDS

1.	1,309	Linda Norwell	1973-77
2.	977	Bev Obringer	1985-89
3.	873	Ilmar'I Thomas	2017-21
4.	861	Doris Scott	1995-99
5.	844	Jillian Hayes	2020-Pres.
6.	764	Bev Ventura	1974-78
7.	701	Debbie Merrill	2002-04
	701	Anita Tersigni	1980-84
9.	688	Cheryl Cook	1981-85
10.	684	Laura Wilder	1998-02

REBOUND AVERAGE

1.	15.4	Linda Norwell	1973-77
2.	9.1	Stasia Kissel	1981-83
3.	8.7	Bev Obringer	1985-89
4.	8.0	Debbie Merrill	2002-04
5.	8.0	Bev Ventura	1974-78
6.	7.9	Ester McMillon	1991-92
7.	7.4	Doris Scott	1995-99
	7.4	Jillian Hayes	2020-Pres.
9.	7.1	Tonya Taylor	1991-92
	7.1	Ilmar'I Thomas	2017-21

ASSISTS

1.	623	K.B. Sharp	1999-03
2.	466	Elaine Blake	1990-94
3.	435	Micah Harvey	2002-06
4.	431	Keely Feeman	1982-86
5.	404	Ana Owens	2014-18
6.	360	Cheryl Cook	1981-85
7.	352	Barb Jaksa	1978-82
8.	327	Jolinda Lewis	1994-98
9.	299	Carla Jacobs	2006-10
10.	288	Jane Phend	1983-87

BLOCKED SHOTS

1.	142	Bev Obringer	1985-89
2.	131	Ilmar'I Thomas	2017-21
3.	127	Jillian Hayes	2020-Pres.
4.	117	Anita Tersigni	1980-84
6.	100	Doris Scott	1995-99
	100	Malea Williams	2021-24
8.	83	Jeanise Randolph	2010-14
9.	71	Debbie Merrill	2002-04
10.	68	Anne Stephens	2002-06

STEALS

1.	296	Elaine Blake	1991-94
2.	256	Madinah Slaise	1996-00
3.	245	Keely Feeman	1982-86
4.	232	Cheryl Cook	1981-85
5.	220	Regina Williams	1985-89
6.	202	Trinette Wright	1985-89
7.	193	Treasure Humphries	2003-07
8.	183	Jillian Hayes	2020-Pres.
9.	166	K.B. Sharp	1999-03
10.	165	Bianca Quisenberry	2013-17
	152	Jane Phend	1983-87

* Active players in bold



1,000 POINT SCORERS



1. CHERYL COOK (1981-85) — 2,367 POINTS

Year	GP-GS	Min-Avg.	FGM-A	Pct	3FG-A	Pct	FTM-A	Pct	OR-Reb	Avg	Ast	Avg	TO	Blk	Stl	PF	DQ	Pts	Avg
1981-82	29-14	713-24.6	128-324	.395	—	—	71-100	.710	—112	3.9	66	2.3	—	2	47	68	0	327	11.3
1982-83	29-29	972-33.5	204-471	.433	—	—	94-122	.770	—148	5.1	131	4.5	148	11	63	67	0	502	17.3
1983-84	28-28	1034-36.9	315-706	.446	—	—	137-176	.778	—208	7.4	87	3.1	121	14	69	80	3	767	27.4
1984-85	28-28	995-35.5	315-657	.479	—	—	141-200	.705	—220	7.9	76	2.7	110	5	53	68	1	771	27.5
Totals	114-99	3714-32.6	962-2158	.446	—	—	443-598	.741	—688	6.0	360	3.2	—	32	232	283	4	2367	20.8

CHERYL COOK: THE COOKIE MONSTER

Cheryl Cook is Cincinnati's top women's basketball performer and one of the best female student-athletes ever.

The Indianapolis, Ind., native set virtually every Bearcat scoring record, tallying 2,367 points during her four-year career, the seventh-highest total in NCAA women's basketball history at the time she concluded her career.

"Cookie" was one of the nation's top six scorers her junior and senior seasons. After earning honorable mention all-America honors as a junior, she was selected for the Olympic Trials, though an injury hampered her

efforts to earn a berth on the 1984 U.S. team.

Cook returned to garner second-team all-America honors as a senior, and was the nation's second-leading scorer.

An all-around player, Cook not only tallied the most assists by a UC performer by the close of her career (her 360 currently ranks fourth), the 5-9 guard also is sixth in rebounding (688).

A two-time Metro Conference Player of the Year selection, Cook landed a berth on the 1986 U.S. Pan American Games team.

She is the only player to have her jersey number, 24, retired.



2. VALERIE KING (2000-04) — 2,156 POINTS

Year	GP-GS	Min-Avg.	FGM-A	Pct	3FG-A	Pct	FTM-A	Pct	OR-Reb	Avg	Ast	Avg	TO	Blk	Stl	PF	DQ	Pts	Avg
2000-01	32-31	988-30.9	167-423	.395	62-168	.369	124-145	.855	16-73	2.3	55	1.7	79	2	22	56	0	520	16.3
2001-02	32-32	1053-32.9	196-459	.427	101-235	.430	141-158	.892	14-73	2.3	50	1.6	81	7	33	46	0	634	19.8
2002-03	31-31	1127-36.4	163-416	.392	92-245	.376	89-102	.873	17-88	2.8	47	1.5	64	3	15	42	0	507	16.4
2003-04	31-30	1032-33.3	163-409	.399	83-199	.417	86-103	.835	11-72	2.3	39	1.3	79	4	23	60	0	495	16.0
Totals	126-124	4200-33.3	3689-1707	.404	338-847	.399	440-508	.866	58-306	2.4	191	1.5	303	16	93	204	0	2156	17.1



3. IIMAR'I THOMAS (2017-2021) — 1,925 POINTS

Year	GP-GS	Min-Avg.	FGM-A	Pct	3FG-A	Pct	FTM-A	Pct	OR-Reb	Avg	Ast	Avg	TO	Blk	Stl	PF	DQ	Pts	Avg
2017-18	32-1	673-21.0	126-214	.589	3-14	.214	55-75	.733	60-192	6.0	35	1.1	37	24	13	48	0	310	9.69
2018-19	35-24	1011-28.9	189-313	.604	0-0	.000	74-103	.718	89-252	7.2	63	1.8	49	43	27	64	0	452	12.9
2019-20	30-29	966-32.2	236-395	.597	0-7	.000	122-152	.802	115-250	7.8	66	2.2	59	35	22	68	0	594	18.6
2020-21	24-24	945-39.3	210-387	.543	10-45	.222	139-167	.832	64-115	7.4	80	3.3	58	29	27	46	0	569	23.7
Totals	123-78	3595-30.4	1602-585	.543	13-66	.199	390-497	.771	328-873	7.1	244	2.1	203	131	89	226	0	1925	18.7



4. MADINAH SLAISE (1996-2000) — 1,849 POINTS

Year	GP-GS	Min-Avg.	FGM-A	Pct	3FG-A	Pct	FTM-A	Pct	OR-Reb	Avg	Ast	Avg	TO	Blk	Stl	PF	DQ	Pts	Avg
1996-97	28-0	583-20.8	95-271	.351	24-99	.242	67-99	.677	41-104	3.7	36	1.3	60	1	57	56	2	281	10.0
1997-98	30-13	691-23.0	102-277	.368	37-115	.322	61-99	.616	38-121	4.0	67	2.2	94	7	45	61	0	302	10.1
1998-99	31-31	1009-32.5	189-518	.365	41-148	.277	193-242	.798	31-154	5.0	75	2.4	136	6	84	77	1	612	19.7
1999-00	30-30	996-33.2	214-536	.399	44-135	.326	182-236	.771	88-168	5.6	83	2.8	113	6	70	75	3	654	21.8
Totals	119-74	3279-27.6	1602-375	.375	146-497	.294	503-676	.744	198-547	4.6	261	2.2	403	20	256	269	7	1849	15.5



5. LINDA NORWELL (1973-77) — 1,799 POINTS

Year	GP-GS	Min-Avg.	FGM-A	Pct	3FG-A	Pct	FTM-A	Pct	OR-Reb	Avg	Ast	Avg	TO	Blk	Stl	PF	DQ	Pts	Avg
1973-74	14	—	66-169	.391	—	—	56-89	.629	—254	18.1	—	—	—	—	—	—	—	188	13.4
1974-75	21	—	163-266	.613	—	—	67-90	.744	—320	15.2	—	—	—	—	—	—	—	393	18.7
1975-76	25	—	286	—	—	—	129	—	—460	18.4	—	—	—	—	—	—	—	701	28.0
1976-77	25	—	200	—	—	—	95	—	—275	11.0	—	—	—	—	—	—	—	517	20.7
Totals	85	—	715-1339	.534	—	—	347-490	.708	—1309	15.4	—	—	—	—	—	—	—	1799	21.2



6. KEELY FEEMAN (1982-86) — 1,728 POINTS

Year	GP-GS	Min-Avg.	FGM-A	Pct	3FG-A	Pct	FTM-A	Pct	OR-Reb	Avg	Ast	Avg	TO	Blk	Stl	PF	DQ	Pts	Avg
1982-83	30-20	1011-33.7	138-282	.489	—	—	70-84	.833	—152	5.1	94	3.1	81	11	45	63	1	348	11.6
1983-84	28-28	966-34.5	176-379	.464	—	—	71-85	.835	—143	5.1	109	3.9	79	6	76	79	4	423	15.1
1984-85	28-28	916-32.7	171-361	.474	—	—	47-66	.712	—113	4.0	91	3.3	93	8	53	68	2	389	13.9
1985-86	30-30	1047-34.9	246-460	.535	—	—	76-82	.927	—132	4.4	137	4.6	102	4	71	66	2	568	18.9
Totals	116-106	3940-34.0	731-1482	.493	—	—	264-317	.833	—540	4.7	431	3.7	355	29	245	276	9	1728	14.9

1,000 POINT SCORERS



7. BEV OBRINGER (1984-89) — 1,700 POINTS

Year	GP-GS	Min-Avg.	FGM-A	Pct	3FG-A	Pct	FTM-A	Pct	OR-Reb	Avg	Ast	Avg	TO	Blk	Stl	PF	DQ	Pts	Avg
1984-85	28-17	561-20.0	98-206	.476	—	—	80-109	.734	—203	7.3	16	0.6	58	19	18	79	5	276	9.9
1985-86	23-18	610-26.5	155-287	.540	—	—	59-81	.728	—217	9.4	16	0.7	50	35	28	72	3	369	16.0
1986-87	2-2	61-30.5	10-28	.357	—	—	6-7	.857	—29	14.5	2	1.0	6	4	1	10	2	26	13.0
1987-88	29-29	954-32.9	206-419	.492	0-1	.000	96-136	.706	—256	8.8	19	0.7	84	26	39	80	3	508	17.5
1988-89	30-30	977-32.6	196-390	.503	0-1	.000	129-160	.806	—272	9.1	21	0.7	81	58	47	86	3	521	17.4
Totals	112-96	3163-28.2665	1330.500	0-2	.000	370-493	.751	—977	8.7	74	0.7	279	142	133	327	16	1700	15.2	



8. DORIS SCOTT (1995-99) — 1,695 POINTS

Year	GP-GS	Min-Avg.	FGM-A	Pct	3FG-A	Pct	FTM-A	Pct	OR-Reb	Avg	Ast	Avg	TO	Blk	Stl	PF	DQ	Pts	Avg
1995-96	27-27	705-26.1	126-246	.512	0-1	.000	67-108	.620	66-170	6.3	19	0.7	74	19	26	89	7	319	11.8
1996-97	28-28	802-28.6	166-333	.498	0-1	.000	67-130	.515	88-225	8.0	21	0.8	96	30	44	104	8	399	14.3
1997-98	30-30	868-28.9	212-395	.537	0-0	—	103-169	.609	97-235	7.8	16	0.5	73	22	35	80	1	527	17.6
1998-99	31-31	951-30.7	187-365	.512	0-0	—	76-107	.710	94-231	7.5	23	0.7	56	29	43	101	6	450	14.5
Totals	116-116	3326-28.7691	1339.516	0-2	.000	313-514	.609	345-861	7.4	79	0.7	299	100	148	374	22	1695	14.6	



9. JOLINDA LEWIS (1994-98) — 1,523 POINTS

Year	GP-GS	Min-Avg.	FGM-A	Pct	3FG-A	Pct	FTM-A	Pct	OR-Reb	Avg	Ast	Avg	TO	Blk	Stl	PF	DQ	Pts	Avg
1994-95	27-21	769-28.5	102-271	.376	70-199	.352	57-67	.851	—65	2.4	53	2.0	94	0	34	56	1	331	12.3
1995-96	27-14	765-28.3	111-272	.408	78-194	.402	35-45	.778	—45	1.7	70	2.6	86	2	19	46	0	335	12.4
1996-97	28-28	1038-37.1	136-378	.360	61-199	.307	114-134	.851	—77	2.8	113	4.0	113	0	41	53	3	447	16.0
1997-98	30-30	1031-34.4	125-315	.397	73-191	.382	87-105	.829	—72	2.4	91	3.0	72	2	39	8	2	410	13.7
Totals	112-93	3589-32.0474	1236.383	282-783	.360	293-351	.835	—259	2.3	327	2.9	365	4	133	213	6	1523	13.6	



10. ANA OWENS (2014-18) — 1,469 POINTS

Year	GP-GS	Min-Avg.	FGM-A	Pct	3FG-A	Pct	FTM-A	Pct	OR-Reb	Avg	Ast	Avg	TO	Blk	Stl	PF	DQ	Pts	Avg
2014-15	31-31	1160-37.4	120-371	.323	57-155	.368	66-90	.733	19-136	4.4	76	2.5	120	3	30	63	0	363	11.7
2015-16	30-30	1069-35.6	126-425	.296	51-163	.313	90-107	.841	16-123	4.1	86	2.9	90	1	22	41	0	393	13.1
2016-17	30-30	1023-34.1	124-401	.309	39-143	.273	75-88	.852	6-103	3.4	120	4.0	96	1	30	41	0	362	12.1
2017-18	32-32	1054-32.9	113-341	.331	49-161	.304	76-82	.927	12-96	3.0	122	3.8	96	2	26	51	1	351	11.0
Totals	123-123	4306-35.0	483-1538	.314	196-622	.315	307-367	.837	53-458	3.7	404	3.3	402	7	108	196	1	1469	11.9



11. BARB JASKA (1978-82) — 1,465 POINTS

Year	GP-GS	Min-Avg.	FGM-A	Pct	3FG-A	Pct	FTM-A	Pct	OR-Reb	Avg	Ast	Avg	TO	Blk	Stl	PF	DQ	Pts	Avg
1978-79	28-	-	101-259	0.390	-	-	44-55	0.800	-76	2.7	34	1.2	79	1	24	56	-	246	8.8
1979-80	29-	1001-34.5	137-303	0.452	-	-	57-68	0.838	-	-	99	-	-	-	45	-	-	332	11.4
1980-81	35-	1056-30.2	237-468	0.506	-	-	83-110	0.755	-112	3.2	151	4.3	-	5	47	80	0	557	15.9
1981-82	29-23	760-26.2	144-305	0.472	-	-	42-60	0.700	-54	1.9	68	2.3	-	2	36	65	2	330	11.4
Totals	121-	-	619-1335	0.464	-	-	226-293	0.771	-	-	352	2.9	-	-	152	-	-	1465	12.1



12. KAHLA ROUDEBUSH (2005-10) — 1,463 POINTS

Year	GP-GS	Min-Avg.	FGM-A	Pct	3FG-A	Pct	FTM-A	Pct	OR-Reb	Avg	Ast	Avg	TO	Blk	Stl	PF	DQ	Pts	Avg
2005-06	28-6	304-10.9	26-85	.306	7-34	.206	11-21	.524	13-43	1.5	18	0.6	33	0	14	13	0	70	2.5
2006-07	1-0	18-18.0	2-4	.500	2-3	.667	3-4	.750	0-1	1.0	4	4.0	1	0	0	3	0	9	9.0
2007-08	28-27	996-35.6	156-351	.444	66-166	.398	83-107	.776	40-155	5.5	68	2.4	95	8	33	49	0	461	16.5
2008-09	31-31	1195-38.5	180-398	.452	70-177	.395	74-91	.813	20-120	3.9	103	3.3	75	8	41	49	0	504	16.3
2009-10	30-30	1101-36.7	140-353	.397	56-146	.384	83-104	.798	40-168	5.6	79	2.6	82	9	31	57	0	419	14.0
Totals	118-94	3614-30.6504	1191.423	201-526	.382	254-327	.777	113-487	4.1	272	2.3	286	25	119	171	0	1463	12.4	



13. DEBBIE MERRILL (2001-04) — 1,408 POINTS


Year	GP-GS	Min-Avg.	FGM-A	Pct	3FG-A	Pct	FTM-A	Pct	OR-Reb	Avg	Ast	Avg	TO	Blk	Stl	PF	DQ	Pts	Avg
2001-02	32-31	816-25.5	178-354	0.503	5-25	0.200	108-157	0.688	76-251	7.8	35	1.1	70	21	39	84	2	469	14.7
2002-03	31-31	959-30.9	215-425	0.506	0-6	0	128-195	0.656	108-263	8.5	59	1.9	79	17	36	101	4	558	18.0
2003-04	25-24	788-31.5	155-335	0.463	3-7	0.429	68-92	0.739	69-187	7.5	55	2.2	61	33	36	86	6	381	15.2
Totals	88-86	2563-29.1548	1114.0492	8-38	0.211	304-444	0.685	253-701	8.0	149	1.7	210	71	111	271	12	1408	16.0	



14. JILLIAN HAYES (2020-PRES) — 1,299 POINTS

Year	GP-GS	Min-Avg.	FGM-A	Pct	3FG-A	Pct	FTM-A	Pct	OR-Reb	Avg	Ast	Avg	TO	Blk	Stl	PF	DQ	Pts	Avg
2020-21	24-20	772/32.2	64-206	0.311	4-43	0.093	50-87	0.575	20-126	5.3	64	2.7	76	26	34	72	3	182	7.6
2021-22	28-28	874/31.2	110-306	0.359	0-4	0.000	101-144	0.701	51-190	6.8	79	2.8	94	36	62	74	2	321	11.5
2022-23	30-30	947/31.6	145-367	0.395	0-6	0.000	93-138	0.674	82-259	8.6	64	2.1	89	39	49	90	7	383	12.8
2023-24	32-32	818/25.5	123-293	0.420	8-25	0.320	159-217	0.733	103-269	8.4	33	1.0	61	26	38	78	3	413	12.9
Totals	114-110	3411/29.9442	1172.0377	12-78	0.154	403-586	0.688	256-844	7.4	240	2.1	320	127	183	314	15	1299	11.4	

1,000 POINT SCORERS



15. REGINA WILLIAMS (1984-89) — 1,237 POINTS

Year	GP-GS	Min-Avg.	FGM-A	Pct	3FG-A	Pct	FTM-A	Pct	OR-Reb	Avg	Ast	Avg	TO	Blk	Stl	PF	DQ	Pts	Avg
1984-85	28-2	525-18.8	95-219	0.434	-	-	50-81	0.617	-147	5.3	35	1.3	-	3	47	-	-	240	8.6
1985-86	4-4	107-26.8	18-43	0.419	-	-	14-20	0.700	-19	4.8	9	2.3	-	-	-	-	-	50	12.5
1986-87	23-16	603-26.2	118-215	0.549	-	-	50-71	0.704	-135	5.9	33	1.4	59	1	55	60	3	286	12.4
1987-88	29-29	1046-36.1	126-306	0.412	2-5	0.400	71-96	0.740	-155	5.3	114	3.9	87	6	62	88	3	325	11.2
1988-89	29-26	978-33.7	145-300	0.483	2-5	0.400	44-65	0.677	-170	5.9	81	2.8	91	1	48	76	3	336	11.6
Totals	113-77	3259-28.85	10830.464	0.410	4-10	0.400	229-333	0.688	-626	5.5	272	2.4	-	-	-	-	-	1237	10.9




16. JOY ROBERTS (1979-83) — 1,215 POINTS

Year	GP-GS	Min-Avg.	FGM-A	Pct	3FG-A	Pct	FTM-A	Pct	OR-Reb	Avg	Ast	Avg	TO	Blk	Stl	PF	DQ	Pts	Avg
1979-80			34-72	0.472	-	-			-59					1				81	
1980-81	29	-	146-290	0.503	-	-	60-85	0.706	-177	6.1	23	0.793	-	8	0	71	1	352	12.1
1981-82	29-28	795-27.4	163-357	0.457	-	-	49-74	0.662	-220	7.6	11	0.4	-	24	16	79	2	375	12.9
1982-83	30-30	967-32.2	177-367	0.482	-	-	53-81	0.654	-218	7.3	13	0.4	-	21	32	99	4	407	13.6
Totals	-	-	520-1086	0.479	-	-	-	-	-674	6.6	-	-	-	54	-	-	-	1215	11.9



17. STEPHANIE GETER (1994-98) — 1,177 POINTS

Year	GP-GS	Min-Avg.	FGM-A	Pct	3FG-A	Pct	FTM-A	Pct	OR-Reb	Avg	Ast	Avg	TO	Blk	Stl	PF	DQ	Pts	Avg
1994-95	27-10	585-21.6	68-171	0.398	1-7	0.143	62-81	0.765	-109	4	36	1.3	61	2	19	35	1	199	7.4
1995-96	27-27	812-30.1	125-257	0.486	3-12	0.250	65-89	0.730	-193	7.1	59	2.2	98	2	42	70	4	318	11.8
1996-97	28-28	902-32.2	121-313	0.387	21-62	0.339	74-99	0.747	-172	6.1	73	2.6	109	1	33	84	4	337	12
1997-98	30-30	812-27.1	108-262	0.412	12-41	0.293	95-119	0.798	-158	5.3	65	2.2	81	0	32	49	0	323	10.8
Totals	112-95	3111-27.8	422-1003	0.421	37-122	0.303	296-388	0.763	-632	5.6	233	2.1	349	5	126	238	9	1177	10.5



18. ANTOINETTE MILLER (2016-20) — 1,172 POINTS

Year	GP-GS	Min-Avg.	FGM-A	Pct	3FG-A	Pct	FTM-A	Pct	OR-Reb	Avg	Ast	Avg	TO	Blk	Stl	PF	DQ	Pts	Avg
2016-17	26-0	429-16.5	42-119	0.353	3-12	0.250	21-49	0.429	20-60	2.3	33	1.3	36	3	14	40	0	108	4.2
2017-18	32-0	756-23.6	61-182	0.335	13-58	0.224	44-73	0.603	16-96	3.0	59	1.8	49	7	35	59	0	179	5.6
2018-19	35-35	1185-33.9	172-465	0.370	43-141	0.305	88-132	0.667	28-163	4.7	183	5.2	86	5	66	84	2	475	13.6
2019-20	26-26	866-33.3	149-386	0.386	35-112	0.313	77-118	0.653	16-89	3.4	113	4.3	61	5	45	55	0	410	15.8
Totals	119-61	3111-27.8	424-1152	0.368	37-122	0.303	230-372	0.763	80-408	3.4	388	3.3	232	20	160	238	2	1172	9.8



19. ANITA TERSIGNI (1980-84) — 1,167 POINTS

Year	GP-GS	Min-Avg.	FGM-A	Pct	3FG-A	Pct	FTM-A	Pct	OR-Reb	Avg	Ast	Avg	TO	Blk	Stl	PF	DQ	Pts	Avg
1980-81	34	-	139-306	0.454	-	-	52-74	0.703	-225	6.6	38	1.1	-	20	29	59	0	330	9.7
1981-82	29-10	611-21.1	91-207	0.440	-	-	49-57	0.860	-153	5.3	24	0.8	-	29	12	35	0	231	8
1982-83	24-21	698-29.1	104-239	0.435	-	-	27-34	0.794	-107	4.5	36	1.5	-	30	20	51	1	235	9.8
1983-84	28-28	882-31.5	164-346	0.474	-	-	43-62	0.694	-216	7.7	26	2.4	-	37	29	-	-	371	13.3
Totals	115-	-	498-1098	0.454	-	-	171-227	0.753	-701	6.1	124	1.1	-	116	90	-	-	1167	10.1



20. BEV VENTURA (1974-78) — 1,166 POINTS

Year	GP-GS	Min-Avg.	FGM-A	Pct	3FG-A	Pct	FTM-A	Pct	OR-Reb	Avg	Ast	Avg	TO	Blk	Stl	PF	DQ	Pts	Avg
1974-75	20-	-	-	-	-	-	-	-	-151	7.5	-	-	-	-	-	-	-	162	8.1
1975-76	26-	-	-	-	-	-	-	-	-167	6.4	-	-	-	-	-	-	-	284	10.9
1976-77	27-	-	124-334	0.371	-	-	97-154	0.630	-223	8.3	-	-	-	-	-	-	-	345	12.8
1977-78	24-	-	-	-	-	-	129-194	0.665	-223	9.3	-	-	-	-	-	-	-	375	15.6
Totals	97-	-	411	-	-	-	344-	-	-764	7.9	-	-	-	-	-	-	-	1166	12.1



21. K.B. SHARP (1999-03) — 1,164 POINTS

Year	GP-GS	Min-Avg.	FGM-A	Pct	3FG-A	Pct	FTM-A	Pct	OR-Reb	Avg	Ast	Avg	TO	Blk	Stl	PF	DQ	Pts	Avg
1999-00	31-0	708-22.8	66-152	0.434	22-73	0.301	20-31	0.645	-60	1.9	64	2.1	29	3	31	23	0	174	5.6
2000-01	32-32	1207-37.7	99-238	0.416	22-74	0.297	46-72	0.639	-116	3.6	170	5.3	83	5	49	42	1	266	8.3
2001-02	32-32	1214-37.9	101-247	0.409	29-93	0.312	70-87	0.805	-141	4.4	205	6.4	69	8	49	37	0	301	9.4
2002-03	31-31	1210-39.0	145-352	0.412	28-116	0.241	105-128	0.820	64-176	5.7	184	5.9	58	7	37	46	0	423	13.6
Totals	126-95	4339-34.4	411-989	0.416	101-356	0.284	241-318	0.758	126-493	3.9	623	4.9	239	23	166	148	1	1164	9.2



22. DAYEESHA HOLLINS (2011-14) — 1,088 POINTS

Year	GP-GS	Min-Avg.	FGM-A	Pct	3FG-A	Pct	FTM-A	Pct	OR-Reb	Avg	Ast	Avg	TO	Blk	Stl	PF	DQ	Pts	Avg
2011-12	30-30	1075-35.8	162-390	.415	24-86	.279	96-139	.691	44-124	4.1	105	3.5	91	3	55	68	1	444	14.8
2012-13	28-27	948-33.9	139-394	.353	29-95	.305	124-160	.775	38-115	4.1	79	2.8	100	0	41	68	1	431	15.4
2013-14	16-14	420-26.3	69-161	.429	14-37	.378	61-75	.813	14-53	3.3	53	3.3	41	0	11	31	0	213	13.3
Totals	74-71	2443-33.0	370-945	.392	67-218	.307	281-374	.751	96-196	292	237	3.2	232	3	107	165	2	1088	14.7

1,000 POINT SCORERS



23. SUE KOCH (1978-82) — 1,072 POINTS

Year	GP-GS	Min-Avg.	FGM-A	Pct	3FG-A	Pct	FTM-A	Pct	OR-Reb	Avg	Ast	Avg	TO	Blk	Stl	PF	DQ	Pts	Avg
1978-79	30	-	100-249	0.402	-	-	52-75	0.693	50-147	4.9	11	0.37	61	0	2	98	-	252	8.4
1979-80	-	-	-	-	-	-	-	-	-	-	-	-	-	-	-	-	-	373	-
1980-81	36	-	126-293	0.430	-	-	52-70	0.743	-154	4.3	45	1.3	-	6	20	99	5	304	8.4
1981-82	28-5	355-12.7	67-139	0.482	-	-	9-14	0.643	-79	2.8	15	0.5	-	3	5	42	1	143	5.1
Totals	-	-	-	-	-	-	-	-	-	-	-	-	-	-	-	-	-	1072	-



24. JANE PHEND (1983-87) — 1,072 POINTS

Year	GP-GS	Min-Avg.	FGM-A	Pct	3FG-A	Pct	FTM-A	Pct	OR-Reb	Avg	Ast	Avg	TO	Blk	Stl	PF	DQ	Pts	Avg
1983-84	28-8	636-22.7	83-185	0.449	-	-	55-65	0.846	-66	2.4	59	2.1	-	1	28	-	-	221	7.9
1984-85	28-0	414-14.8	40-94	0.426	-	-	25-33	0.758	-50	1.9	53	1.9	-	0	18	-	-	105	3.8
1985-86	29-29	860-29.7	123-261	0.471	-	-	64-78	0.821	-70	2.4	90	3.1	-	-	-	-	-	310	10.9
1986-87	28-28	1081-38.6	187-426	0.439	-	-	58-74	0.784	-114	4.1	86	3.1	133	2	57	73	3	436	15.6
Totals	113-65	2991-26.5433	966-0.448	-	-	-	202-250	0.808	-300	2.7	288	2.5	-	-	-	-	-	1072	9.5




25. MICHELLE JONES (2006-10) — 1,058 POINTS

Year	GP-GS	Min-Avg.	FGM-A	Pct	3FG-A	Pct	FTM-A	Pct	OR-Reb	Avg	Ast	Avg	TO	Blk	Stl	PF	DQ	Pts	Avg
2005-06	29-16	624-21.5	100-211	.474	1-1	1.000	64-96	.667	77-153	5.3	11	0.4	43	2	15	62	0	265	9.1
2006-07	29-27	702-24.2	129-251	.514	0-0	.000	67-112	.598	91-170	5.9	14	0.5	58	1	26	62	0	325	11.2
2008-09	31-0	484-15.6	67-134	.500	0-0	.000	35-61	.574	47-104	3.4	18	0.6	42	2	6	39	0	169	5.5
2009-10	30-30	1081-36.0	120-230	.522	0-1	.000	59-110	.536	81-212	7.1	22	0.7	70	6	15	81	0	299	10.0
Totals	119-73	2891-24.3416	826-.504	1-2	.500	225-379	.594	296-639	5.4	65	0.5	213	11	62	244	0	1058	8.9	



26. JILL STEPHENS (2005-09) — 1,053 POINTS

Year	GP-GS	Min-Avg.	FGM-A	Pct	3FG-A	Pct	FTM-A	Pct	OR-Reb	Avg	Ast	Avg	TO	Blk	Stl	PF	DQ	Pts	Avg
2005-06	29-14	601-20.7	77-158	.487	2-6	.333	38-52	.731	44-104	3.6	16	0.6	55	9	11	58	1	194	6.7
2006-07	29-7	465-16.0	48-104	.462	6-21	.286	21-32	.656	41-95	3.3	11	0.4	34	3	11	37	1	123	4.2
2007-08	28-28	1046-37.4	136-307	.443	38-90	.422	54-67	.806	105-263	9.4	26	0.9	79	7	16	57	0	364	13.0
2008-09	31-31	904-29.2	130-250	.520	28-59	.475	84-98	.857	50-164	5.3	31	1.0	72	19	27	81	1	372	12.0
Totals	117-80	3016-25.8	391-819	.477	74-176	.420	197-249	.791	240-626	5.4	84	0.7	240	38	65	233	3	1053	9.0



27. ANGEL RIZOR (2016-20) — 1,043 POINTS

Year	GP-GS	Min-Avg.	FGM-A	Pct	3FG-A	Pct	FTM-A	Pct	OR-Reb	Avg	Ast	Avg	TO	Blk	Stl	PF	DQ	Pts	Avg
2016-17	29-3	432-14.9	49-97	0.505	0-0	0.000	23-35	0.657	53-109	3.8	6	0.2	31	14	8	40	0	121	4.2
2017-18	30-25	680-22.7	102-85	0.551	0-0	0.000	40-60	0.667	69-162	5.4	34	1.1	53	18	23	53	2	244	8.1
2018-19	35-35	1086-31.0	126-272	0.463	1-2	0.500	69-98	0.704	103-231	6.6	68	1.9	52	9	20	60	0	322	9.2
2019-20	30-30	973-32.4	145-330	0.439	1-2	0.500	65-83	0.783	77-202	6.7	81	2.7	72	24	46	58	0	356	11.9
Totals	124-93	3171-25.6422	844-0.477	2-4	0.500	197-276	0.714	302-704	5.7	189	1.5	208	65	97	211	2	1043	8.4	



28. CINDY SPENCE (1976-80) — 1,022 POINTS

Year	GP-GS	Min-Avg.	FGM-A	Pct	3FG-A	Pct	FTM-A	Pct	OR-Reb	Avg	Ast	Avg	TO	Blk	Stl	PF	DQ	Pts	Avg
1976-77	27-	-	103-314	0.330	-	-	26-41	0.630	-188	7.0	-	-	-	-	-	-	-	232	8.6
1977-78	24-	-	134-340	0.394	-	-	11-21	0.523	46-99	4.1	40	1.7	91	-	-	45	-	279	11.6
1978-79	30-	-	135-342	0.395	-	-	42-56	0.750	56-189	6.3	31	1.0	61	1	16	46	-	312	10.4
1979-80	27-	-	-	-	-	-	-	-	-	-	-	-	-	-	-	-	-	199	7.4
Totals	108-	-	455-	-	-	-	112-	-	-	-	-	-	-	-	-	-	-	1022	9.5



29. STASIA KISSEL (1980-83) — 1,014 POINTS

Year	GP-GS	Min-Avg.	FGM-A	Pct	3FG-A	Pct	FTM-A	Pct	OR-Reb	Avg	Ast	Avg	TO	Blk	Stl	PF	DQ	Pts	Avg
1980-81	25-	-	160-314	0.509	-	-	93-123	0.756	-243	9.7	38	1.5	-	3	39	68	1	413	16.2
1981-82	28-24	770-27.5	123-300	0.410	-	-	57-75	0.760	-252	9.0	28	1.0	-	13	41	78	0	303	10.8
1982-83	20-	561-28.1	112-234	0.479	-	-	74-98	0.755	-172	8.6	45	2.3	-	6	31	63	5	298	14.9
Totals	73-	-	395-848	0.466	-	-	224-296	0.757	-667	9.1	111	1.5	-	22	111	209	6	1014	13.9



30. TREASURE HUMPHRIES (2003-07) — 1,007 POINTS

Year	GP-GS	Min-Avg.	FGM-A	Pct	3FG-A	Pct	FTM-A	Pct	OR-Reb	Avg	Ast	Avg	TO	Blk	Stl	PF	DQ	Pts	Avg
2003-04	31-8	488-15.7	77-191	0.403	18-57	0.316	51-74	0.689	19-71	2.3	47	1.5	70	6	44	65	0	223	7.2
2004-05	14-3	285-20.4	23-68	0.338	10-25	0.400	25-38	0.658	9-33	2.4	15	1.1	27	1	14	32	0	81	5.8
2005-06	29-29	894-30.8	124-309	0.401	22-71	0.310	100-138	0.725	21-106	3.7	104	3.6	87	9	71	75	5	370	12.8
2006-07	29-27	826-28.5	129-301	0.429	15-68	0.221	60-82	0.732	54-157	5.4	111	3.8	91	2	64	79	1	333	11.5
Totals	103-67	2493-24.2353	8690-406	0.466	65-221	0.294	236-332	0.711	103-367	3.6	277	2.7	275	18	193	251	6	1007	9.8

AWARDS AND ACCOLADES

U.S. NATIONAL TEAM

1986 Cheryl Cook

ALL-AMERICA

Kodak/WBCA

2020 Ilmar'l Thomas (HM)
Antoinette Millerr (HM)
2003 Debbie Merrill (HM)

BASKETBALL TIMES

2002 Valerie King (HM)

AMERICAN WOMEN'S SPORTS FEDERATION

1986 Bev Obringer (2nd)
1985 Cheryl Cook (2nd)
1984 Cheryl Cook (HM)

FRESHMAN ALL-AMERICA NEWS SERVICE

2002 Debbie Merrill (3rd)

ED STEITZ AWARD

2002 Valerie King

ALL-REGION AMERICAN WOMEN'S SPORTS FEDERATION

1986 Keely Feeman

COSIDA ACADEMIC ALL-DISTRICT

2024 Jillian Hayes
Malea Williams
2023 Jillian Hayes, Jada Scott
Jadyn Scott, Malea Williams
2009 Jill Stephens
2008 Jill Stephens (2nd)
1998 Stephanie Geter (1st)
Jolinda Lewis (1st)
1997 Stephanie Geter (2nd)
1984 Deanna Fry
Anita Tersigni

BIG 12 ALL-CONFERENCE

2024 Jillian Hayes (HM)

AAC PLAYER OF THE YEAR

2021 Ilmar'l Thomas

AAC ALL-CONFERENCE

2021 Ilmar'l Thomas (1st)
2020 Ilmar'l Thomas (1st)
Antoinette Miller (2nd)

2019 Angel Rizor (3rd)
Ilmar'l Thomas (1st)
Antoinette Miller (2nd)
2018 Ana Owens (3rd)
2017 Shanice Johnson (3rd)
2014 Jeanise Randolph (2nd)

AAC ALL-FRESHMAN

2022 Braylyn Milton
2021 Jillian Hayes
2018 Ilmar'l Thomas
2014 Bianca Quisenberry
2015 Ana Owens

AAC FRESHMAN OF THE YEAR

2018 Ilmar'l Thomas

AAC NEWCOMER OF THE YEAR

2019 Florence Sifa
2017 Shanice Johnson

AAC MOST IMPROVED PLAYER

2020 Angel Rizor

AAC SCHOLAR ATHLETE OF THE YEAR

2020 Antoinette Miller

BIG EAST SCHOLAR ATHLETE OF THE YEAR

2009 Jill Stephens

ALL-BIG EAST

2013 Dayeesha Hollins (2nd)
2012 Dayeesha Hollins (2nd)
2010 Kahla Roudebush (2nd)
2009 Kahla Roudebush (2nd)
2006 Treasure Humphries (2nd)

BIG EAST ALL-FRESHMAN

2011 Kayla Cook
Jeanise Randolph
2009 Shanasa Sanders
2007 Carla Jacobs
2006 Shelly Bellman

BIG EAST SPORTSMANSHIP

2011 Shelly Bellman

ALL-CONFERENCE USA

2004 Valerie King (2nd)
2003 Valerie King (1st)
Debbie Merrill (1st)
K.B. Sharp (1st)

2002 Valerie King (1st)
Debbie Merrill (2nd)
K.B. Sharp (3rd)
2000 Madinah Slaise (1st)
1999 Madinah Slaise (1st)
Doris Scott (2nd)
1998 Doris Scott (2nd)
Jolinda Lewis (3rd)
1997 Jolinda Lewis (3rd)

C-USA FRESHMAN OF THE YEAR

2002 Debbie Merrill

C-USA SIXTH PLAYER OF THE YEAR

2005 Anne Stephens

C-USA ALL-FRESHMAN

2002 Debbie Merrill
2001 Valerie King
2000 Candice Holley
1998 Jewel Snowden
1997 Madinah Slaise
1996 Doris Scott

C-USA TOURNAMENT MVP

2002 Valerie King
2001 Valerie King

C-USA ALL-TOURNAMENT

2004 Valerie King
2003 Valerie King
Debbie Merrill
K.B. Sharp
2002 Valerie King
Debbie Merrill
2001 Valerie King
K.B. Sharp
1999 Madinah Slaise

C-USA COACH OF THE YEAR

1999 Laurie Pirtle

C-USA POSTGRADUATE SCHOLARSHIP

1998 Stephanie Geter

HELEN NORMAN SMITH AWARD

1987 Jane Phend
1984 Anita Tersigni
1983 Joy Roberts
1982 Sue Koch

ALL-GREAT MIDWEST

1994 Angie Zimmerman (2nd)
1993 Dashia Grigsby (2nd)
1992 Tonya Taylor (1st)
Ester McMillon (2nd)

GREAT MIDWEST ALL-NEWCOMER

1995 Jolinda Lewis
1993 Dashia Grigsby
1992 Jane Anne Preston

GREAT MIDWEST ALL-TOURNAMENT

1994 Elaine Blake

METRO PLAYER OF THE YEAR

1985 Cheryl Cook
1984 Cheryl Cook

ALL-METRO

1989 Bev Obringer
1988 Bev Obringer
Trinette Wright
1987 Jane Phend
1986 Keely Feeman
1985 Cheryl Cook
1984 Cheryl Cook

METRO TOURNAMENT MVP

1981 Janise Jordan

METRO ALL-TOURNAMENT

1989 Bev Obringer
Trinette Wright
1988 Bev Obringer
Trinette Wright
1986 Keely Feeman
Bev Obringer
1985 Cheryl Cook
1983 Cheryl Cook
1982 Barb Jaks
Stasia Kissel
1981 Barb Jaks

METRO COACH OF THE YEAR

1988 Laurie Pirtle

OHIO COACH OF THE YEAR

1981 Ceal Barry

The 1988-89 Bearcats compiled a 21-9 ledger under Laurie Pirtle and made the school's first appearance in the NCAA tournament. Cincinnati opened the campaign with victories over UCLA, Ohio State, Kentucky and Bowling Green in December while reeling off a then school record-tying 12 consecutive wins. That start drew attention as the Bearcats received votes in the national polls. After earning an at-large bid to the NCAA Tournament, the Bearcats played at Bowling Green due to the construction of the Shoemaker Center.



1988-89 Bearcats: Front Row (L-R) Trinette Wright, Becky Maloy, Bev Obringer, Asa Odeus, Karen McClure, Karen Roell. Back Row: Donna Harkless, Kris Kahle, Mic Koenig, Regina Williams, Kelli Dinnison, Julie Pies, Kathy Sords.

YEARLY LEADERS

SCORING

Year	Player	G	FG	3FG	FT	Pts.	Avg
2023-24	Jillian Hayes	32	123	8	159	413	12.9
2022-23	Jillian Hayes	30	145	0	93	383	12.8
2021-22	Jillian Hayes	28	110	0	101	321	11.5
2020-21	Ilmar'l Thomas	24	210	10	139	569	23.7
2019-20	Ilmar'l Thomas	32	236	0	122	594	18.6
2018-19	Antoinette Miller	35	172	43	88	475	13.6
2017-18	Ana Owens	32	113	49	76	351	11.0
2016-17	Shanice Johnson	29	156	26	99	441	15.2
2015-16	Ana Owens	30	126	51	90	393	13.1
2014-15	Ana Owens	31	120	57	66	363	11.7
2013-14	Jeanise Randolph	31	158	0	49	365	13.3
2012-13	Dayeasha Hollins	28	139	29	124	431	15.4
2011-12	Dayeasha Hollins	30	162	24	96	444	14.8
2010-11	Shareese Ulis	29	133	75	55	395	13.7
2009-10	Kahla Roudebush	30	140	56	83	419	14.0
2008-09	Kahla Roudebush	31	180	70	74	504	16.3
2007-08	Kahla Roudebush	28	156	66	83	461	16.5
2006-07	Treasure Humphries	29	129	15	60	333	11.5
2005-06	Treasure Humphries	29	124	22	100	370	12.8
2004-05	Anne Stephens	27	140	0	43	323	12.0
2003-04	Valerie King	31	163	83	86	495	16.0
2002-03	Debbie Merrill	31	215	0	128	558	18.0
2001-02	Valerie King	32	196	101	141	634	19.8
2000-01	Valerie King	32	167	62	124	520	16.3
1999-00	Madinah Slaise	30	214	44	182	654	21.8
1998-99	Madinah Slaise	31	189	41	193	612	19.7
1997-98	Doris Scott	30	212	0	103	527	17.6
1996-97	Jolinda Lewis	28	136	61	114	447	16.0
1995-96	Jolinda Lewis	27	111	78	35	335	12.4
1994-95	Jolinda Lewis	27	102	70	57	331	12.3
1993-94	Angie Zimmerman	27	141	33	61	376	13.9
1992-93	Dashia Grigsby	28	156	44	33	389	13.9
1991-92	Tonya Taylor	28	213	0	88	514	18.4
1990-91	Tonya Taylor	20	142	0	33	317	15.9
1989-90	Karen Roell	28	155	0	81	391	14.0
1988-89	Bev Obringer	30	196	0	129	521	17.4
1987-88	Bev Obringer	29	206	0	96	508	17.5
1986-87	Jane Phend	28	187	58	432	15.4	
1985-86	Keely Feeman	30	246	76	568	18.9	
1984-85	Cheryl Cook	28	315	141	771	27.5	
1983-84	Cheryl Cook	28	315	137	767	27.4	
1982-83	Cheryl Cook	29	204	94	502	17.3	
1981-82	Joy Roberts	29	163	49	375	12.9	
1980-81	Stasia Kissel	25	160	93	413	16.5	
1980-81	Barb Jaks	35	237	83	557	15.9	
1979-80	Sue Koch	30	147	79	373	12.4	
1978-79	Cindy Spence	30	135	42	312	10.4	
1977-78	Bev Ventura	24	123	129	375	15.6	
1976-77	Linda Norwell	25			517	20.7	
1975-76	Linda Norwell	25	286	129	701	28.0	
1974-75	Linda Norwell	21	163	67	393	18.7	
1973-74	Linda Norwell	14			188	13.4	
1972-73	Donna Ell	18			189	10.5	

REBOUNDING

Year	Player	G	OR	Ttl	Avg
2023-24	Jillian Hayes	32	103	269	8.4
2022-23	Jillian Hayes	30	82	259	8.6
2021-22	Jillian Hayes	28	51	190	6.8
2020-21	Ilmar'l Thomas	24	64	179	7.5
2019-20	Ilmar'l Thomas	32	115	250	7.8
2018-19	Ilmar'l Thomas	35	89	252	7.2
2017-18	Ilmar'l Thomas	32	60	132	6.0
2016-17	Shanice Johnson	29	100	280	9.7
2015-16	Alysha Lovett	30	66	168	5.6
2014-15	Marley Hill	30	70	250	8.3
2013-14	Jeanise Randolph	31	86	271	8.7
2012-13	Tiffany Turner	25	48	151	7.0
2011-12	Chanel Chisholm	32	65	185	5.8
2010-11	Tiffany Turner	29	62	174	6.0
2009-10	Michelle Jones	30	81	212	7.1
2008-09	Angel Morgan	31	65	234	7.5
2007-08	Jill Stephens	28	105	263	9.4
2006-07	Shelly Bellman	28	55	185	6.6
2005-06	Shelly Bellman	29	41	180	6.2
2004-05	Toni Slaughter	27	68	177	6.6
2003-04	Debbie Merrill	25	69	187	7.5
2002-03	Debbie Merrill	31	108	263	8.5
2001-02	Debbie Merrill	32	76	251	7.8
2000-01	Laura Wilder	31	94	226	7.3
1999-00	Laura Wilder	31	89	224	7.2
1998-99	Doris Scott	31	94	231	7.5
1997-98	Doris Scott	30	97	235	7.8
1996-97	Doris Scott	28	88	225	8.0
1995-96	Stephanie Geter	27	77	193	7.1
1994-95	Angie Zimmerman	26	149	5.7	2014-15
	Carrie Schwab	27	154	5.7	2013-14
	Carla Jones	27	191	7.1	2012-13

1992-93	Sonja Nix	28	78	182	6.5
1991-92	Ester McMillon	27	118	242	9.0
1990-91	Ester McMillon	26	72	176	6.8
	Sonja Nix	27	29	177	6.6
1989-90	Asa Odeus	28		172	6.1
1988-89	Bev Obringer	30		272	9.1
1987-88	Bev Obringer	29		256	8.8
1986-87	Regina Williams	23		135	5.9
	Lisa Antil	26		140	5.4
1985-86	Bev Obringer	23		217	9.4
1984-85	Cheryl Cook	28		220	7.9
1983-84	Anita Tersigni	28		216	7.7
1982-83	Stasia Kissel	20		172	8.6
	Joy Roberts	30		218	7.3
1981-82	Stasia Kissel	28		252	9.0
1980-81	Stasia Kissel	25		243	9.7
1979-80	Cheryl Getz	28	92	251	9.0
1978-79	Sue Miller	30	93	226	7.5
1977-78	Bev Ventura	24	77	193	8.0
1976-77	Linda Norwell	25		275	11.0
1975-76	Linda Norwell	25		460	18.4
1974-75	Linda Norwell	21		320	15.2
1973-74	Linda Norwell	14		254	18.1
1972-73	Donna Ell	18		295	16.0

ASSISTS

Year	Player	G	Asts	APG
2023-24	Braylyn Milton	31	53	1.7
2022-23	Mya Jackson	29	76	2.6
2021-22	Akira Levy	27	151	5.6
2020-21	Ilmar'l Thomas	24	80	3.3
2019-20	Antoinette Miller	28	122	4.4
2018-19	Antoinette Miller	35	183	5.2
2017-18	Ana Owens	32	122	3.8
2016-17	Ana Owens	30	120	4.0
2015-16	Ana Owens	30	86	2.9
2014-15	Ana Owens	31	76	2.4
2013-14	Alysha Lovett	31	65	2.1
2012-13	Dayeasha Hollins	28	79	2.8
2011-12	Dayeasha Hollins	30	105	3.5
2010-11	Bjonee Reaves	28	80	2.6
	Shareese Ulis	29	80	2.8
2009-10	Shareese Ulis	30	97	3.2
2008-09	Kahla Roudebush	31	103	3.3
2007-08	Carla Jacobs	28	111	3.9
2006-07	Carla Jacobs	28	122	4.4
2005-06	Micah Harvey	24	111	4.6
2004-05	Micah Harvey	28	128	4.6
2003-04	Micah Harvey	29	135	4.7
2002-03	K.B. Sharp	31	184	5.9
2001-02	K.B. Sharp	32	205	6.4
2000-01	K.B. Sharp	32	170	5.3
1999-00	Candice Roberson	31	103	3.3
1998-99	Candice Roberson	31	102	3.3
1997-98	Jewel Snowden	30	95	3.2
1996-97	Jolinda Lewis	28	113	4.0
1995-96	Mindy Ballinger	27	96	3.6
1994-95	Lynnette Roeth	27	104	3.9
1993-94	Elaine Blake	27	94	3.5
1992-93	Suzanne Spencer	28	142	5.1
1991-92	Elaine Blake	28	129	4.6
1990-91	Elaine Blake	27	126	4.7
1989-90	Michele Koenig	27	153	5.7
1988-89	Regina Williams	29	81	2.8
1987-88	Treva Sweat	29	119	4.1
1986-87	Treva Sweat	27	109	4.0
1985-86	Keely Feeman	30	137	4.6
1984-85	Keely Feeman	28	91	3.3
1983-84	Keely Feeman	28	109	3.9
1982-83	Cheryl Cook	29	131	4.5
1981-82	Barb Jaks	29	68	2.3
1980-81	Barb Jaks	35	151	4.3
1979-80	Anita Witcher	30	126	4.2
1978-79	Anita Witcher	30	73	2.4
1977-78	Anita Witcher	11	57	5.2

BLOCKS

Year	Player	G	Blocks	BPG
2023-24	Malea Williams	32	34	1.1
2022-23	Malea Williams	30	49	1.6
2021-22	Jillian Hayes	28	36	1.3
2020-21	Arame Niang	24	35	1.5
2019-20	Ilmar'l Thomas	32	35	1.1
2018-19	Ilmar'l Thomas	35	43	1.2
2017-18	Shanice Johnson	32	29	0.9
2016-17	Shanice Johnson	29	44	1.5
2015-16	Alysha Lovett	30	19	0.6
2014-15	Marley Hill	30	32	1.0
2013-14	Jeanise Randolph	31	31	1.0
2012-13	Leshia Dunn	30	17	0.6

2011-12	Tiffany Turner	31	32	1.03
2010-11	Jeanise Randolph	29	20	0.69
2009-10	Daresa McClung	22	17	0.77
2008-09	Jill Stephens	31	19	0.61
2007-08	Natasha Graboski	28	18	0.64
2006-07	Carla Jacobs	28	6	0.21
	Angel Morgan	29	6	0.21
2005-06	Anne Stephens	29	22	0.76
2004-05	Anne Stephens	27	25	0.93
2003-04	Debbie Merrill	25	33	1.32
2002-03	Debbie Merrill	31	17	0.55
2001-02	Debbie Merrill	32	21	0.66
2000-01	Tammy Douglass	32	15	0.47
1999-00	Laura Wilder	31	12	0.39
1998-99	Doris Scott	31	29	0.94
1997-98	Doris Scott	30	22	0.73
1996-97	Doris Scott	28	30	1.07
1995-96	Doris Scott	27	19	0.70
1994-95	Carrie Schwab	27	13	0.48
1993-94	Angel Minton	26	11	0.42
1992-93	Dashia Grigsby	28	29	1.04
1991-92	Ester McMillon	27	17	0.63
1990-91	Tonya Taylor	20	17	0.85
1989-90	Asa Odeus	28	44	1.57
1988-89	Bev Obringer	30	58	1.93
1987-88	Bev Obringer	29	26	0.90
1986-87	Lisa Antil	26	21	0.81
1985-86	Bev Obringer	23	35	1.52
1984-85	Bev Obringer	28	19	0.68
1983-84	Anita Tersigni	28	37	1.32
1982-83	Anita Tersigni	24	31	1.29
1981-82	Anita Tersigni	29	29	1.00
1980-81	Anita Tersigni	34	20	0.59
1979-80	Cheryl Getz	28	12	0.43
1978-79	Peggy Foley	28	7	0.25

STEALS

Year	Player	G	Steals	SPG
2023-24	Jillian Hayes	32	38	1.7
2022-23	Jillian Hayes	30	49	1.6
2021-22	Jillian Hayes	28	62	2.2
2020-21	Jillian Hayes	24	34	1.4
2019-20	Antoinette Miller	28	49	1.8
2018-19	Antoinette Miller	35	66	1.9
2017-18	Shanice Johnson	32		

ALL-TIME ROSTER

A

Jana Abdullah.....2019-21
Denise Adams.....1976-80
Stefanie Adams.....1998-01
Carolyn Alexander.....2001-03
Love Anderson.....1995-96
Lisa Antil.....1983-87
Carrie Ash.....1982-86
Bobbi Ashby.....1990-91
Crystal Ashley.....2003-05

B

Barb Back.....1972-73
Rosalyn Bailey.....1978-79
Cindy Baker.....1990-91
Mindy Ballinger.....1995-96
Lashay Banks.....2010-12
Wanda Banks.....1978-79
Wendy Barnhart.....1986-87
Shelly Bellman.....2005-11
Donna Bender.....1979-82
Maya Benham.....2015-19
Darla Bernhardt.....1976-79
Tenishia Benson.....2007-09
Karen Blades.....1987-88
Elaine Blake.....1990-94
Grace Blake.....1992-94
MaryAnn Broderick.....1971-73
Kristi Brogan.....2004-08
Ashley Brown.....2004-05
Tasha Brown.....1989-93
Pat Buede.....1971-72
Kathy Burke.....1982-83
Riane Burton.....2019-21
Brianna Byars.....2023-Pres.
Ramiyah Byrd.....2023-Pres.

C

Makenzie Cann.....2014-15
Julie Casaden.....1990-91
Shelbi Chandler.....2012-16
Chanel Chisholm.....2010-12
Nia Clark.....2023-24
Tinee'sha Coleman.....2016-17
Cheryl Cook.....1981-85
Kayla Cook.....2009-14
Marilyn Corbett.....1983-87
Jeannie Cracium.....1972-76
Clarissa Craig.....2021-24

D

Else Daniel.....2008-12
Deborah Davis.....1977-79
Teresa Davis.....1996-97
Neveah Dean.....2021-22
Aicha Dia.....2023-Pres.
Kelli Dinnison.....1986-90
Barb Donovan.....1976-77
Tammy Douglass.....1997-02
Merelena Dozier.....1999-03
Julie Duerring.....1984-85
Casey Duncan.....1990-92
Denise Dunlap.....1999-01
Dayle Dunn.....2024-Pres.
Leshia Dunn.....2011-13
Alexis Durley.....2012-14

E

Janet Ebbeskotte.....1980-82
Lojain Elfatairy.....2021-22
Carrie Ell.....1971-73
Donna Ell.....1971-73

F

Destini Feagin.....2012-13
Keely Feeman.....1982-86
Beth Fishpaw.....1982-84
Deanne Flagg.....1978-79
Portia Flournoy.....1999-02
Peggy Foley.....1977-79
Deanna Fry.....1983-86

G

Marlaine Gauthier.....1974-75
Debbie Gentile.....1971-72
Stephanie Geter.....1994-98
Cheryl Getz.....1979-82

June Gilligan.....1977-78
Nikira Goings.....2015-19
Kathy Grabarczyk.....1979-81
Natasha Graboski.....2006-08
l'Liyah Green.....2017-19
Dashia Grigsby.....1992-93
Sofia Gritzali.....2019-23
Nikki Groeber.....1996-00

H

Tina Haeussler.....1977-8
Talequia Hamilton.....2011-13
Mindy Hammond.....1999-2001
Patty Hargrove.....1976-78
Donna Harkless.....1988-90
Loyre Harper.....1992-94
Micah Harvey.....2002-06
Miranda Hastings.....1994-97
Debbie Hawthorne.....1972-73
Jillian Hayes.....2020-Pres.
Destiny Haymer.....2020-21
Jenny Heil.....1977-78
Mandy Hester.....1994-95
Marley Hill.....2013-15
Meghan Hillman.....2002-03
Deb Hoffman.....1972-73
Candice Holley.....1999-01
Dayeesha Hollins.....2011-14
Abby Holtman.....2023-Pres.
Dawn Hoosier.....1989-92
Erin Hostetler.....2000-01
Treasure Humphries.....2003-07
Trinity Hunter.....2014-16
Tineya Hylton.....2024-Pres.

I

Leslie Iverson.....1974-75

J

Carla Jacobs.....2006-10
Ariel Jackson.....2022-Pres.
Mya Jackson.....2022-24
Reagan Jackson.....2023-Pres.
Barb Jaks.....1978-82
Chelsea Jamison.....2011-15
Ta'Ziah Jenks.....2021-24
Deona Jennings.....1979-83
Jeanne Johns.....1982-86
Shanice Johnson.....2016-18
Carla Jones.....1993-97
Cheryl Jones.....1987-88
Dana Jones.....1982-84
Marilyn Jones.....1976-77
Michelle Jones.....2005-10

K

Kris Kahle.....1988-89
Joyce Keller.....1971-72
Pat Kennedy.....1972-73
Nesma Khalifa.....2018-21
Valerie King.....2000-04
Kenya Kirk.....1997-98
Tanya Kirk.....1998-99
Stasia Kissel.....1980-83
Nancy Kloth.....1971-72
Leslie Knoch.....2002-05
Sue Koch.....1978-82
Michele Koenig.....1988-90
Dena Koontz.....1992-93
Cindy Kramer.....197-72
Pam Kriss.....1974-75

L

Jolinda Lewis.....1994-98
Akira Levy.....2021-22
Brianna Livingston.....2017-19
Alysha Lovett.....2011-16
Tamara Lovett.....1980-81

M

Mary Beth Mairose.....1978-80
Becky Maloy.....1987-89
Barbara Mangio.....1974-75
Chloe Mann.....2024-Pres.
Norma Maphet.....1975-76
Emerita Mashaire.....2021-22
Bellva May.....2004-06

Daress McClung.....2009-11
Karen McClure.....198-90
Ester McMillon.....1990-92
Sheila McNeil.....1981-82
Gail Meeks.....1978-79
Michelle Melzoni.....1984-88
Debbie Merrill.....2001-03
Katrina Merriweather.....1997-01
Antoinette Miller.....2016-20
Joy Miller.....1978-79
Sue Miller.....1978-80
Braylyn Milton.....2021-23
Angel Minton.....1990-94
Addaya Moore.....2018-21
Brianna Moore.....2015-16
Angel Morgan.....2005-09
Erin Mutchler.....1994-98

N

Alliance Ndiba.....2024-Pres.
Aleah Nelson.....2019-20
Arame Niang.....2019-22
Ashley Nickens.....2013-15
Sonja Nix.....1989-93
Linda Norwell.....1973-77

O

Sharonda O'Bannon.....1987-88
Mickie O'Donnell.....1971-72
Bev Obringer.....1984-89
Asa Odeus.....1988-90
Emy Ogide.....2004-08
Lana Oriani.....2001-02
Ana Owens.....2014-18

P

Pacloud.....1971-72
Genesis Parker.....2017-18
Tish Perry.....1998-2000
Jane Phend.....1983-87
Sara Piepho.....2001-04
Michaela Porter.....2017-19
Jane Anne Preston.....1992-94
Andeija Puckett.....2017-19

Q

Bianca Quisenberry.....2013-17

R

Jeanise Randolph.....2010-14
Bjonee Reaves.....2010-12
Nikki Redd.....1993-94
Carol Reynold.....1971-72
Angel Rizor.....2016-20
Candice Roberson.....1998-2000
Joy Roberts.....1979-83
Lisa Roberts.....1984-86
Angee Robinson.....1991-94
Sam Rodgers.....2016-20
Karen Roell.....1986-90
Lynnette Roeth.....1992-95
Lorraine Rohmeier.....1973-77
Bianca Roldan-Jarus.....2004-06
Joanne Rook.....1972-75
Kahla Rodebush.....2005-10
Michelle Rouden.....1983-84

S

Shanasa Sanders.....2008-10
Milan Schimmel.....2020-21
Val Schuster.....2008-10
Carrie Schwab.....1993-97
Doris Scott.....1995-99
Jada Scott.....2019-22
Jadyn Scott.....2019-22
Gina Seifert.....1974-77
K.B. Sharp.....1999-03
Terri Shisler.....1976-77
Elisa Shoate.....2008-09
Florence Sifa.....2018-20
Amy Simmons.....1982-83
Madinah Slaise.....1996-2000
Toni Slaughter.....2003-05
Lisa Smith.....1994-98
Andrea Smythe.....1991-92
Bryonna Snow.....2009-10
Jewel Snowden.....1997-98

Delaney Snyder.....2023-Pres.
Connie Sontag.....1971-73
Kathy Sords.....1986-90
Cindy Spence.....1976-80
Suzanne Spencer.....1992-93
Anne Stephens.....2002-06
Jill Stephens.....2005-09
Stephanie Stevens.....2006-10
Tamra Stephenson.....1977-78
DeAnna Stevenson.....2001-03
Amber Stocks.....1995-99
Amy Sullivan.....1975-76
Pat Sullivan.....1977-78
Tammy Svoboda.....1990-91
Treva Sweat.....1986-88

T

Brandey Tarver.....2013-17
Tonya Taylor.....1990-92
Anita Tersigni.....1980-84
Destiny Thomas.....2023-Pres.
Thomas.....1972
Ilmar'l Thomas.....207-21
Maxine Thompson.....1975-76
Monique Thompson.....2018-19
Janet Thorpe.....1980-82
Dais'Ja Trotter.....2021-22
Jenny Trowbridge.....1989-91
Jordan Tuff.....2019-20
Tiffany Turner.....2010-14
Karen Twehues.....2003-07

U

Shareese Ulis.....2009-11

V

Bev Ventura.....1974-78
Diann Viox.....1975-77

W

Chelsea Warren.....2015-19
Chellia Watson.....2019-20
Crystal Whitaker.....1994-98
Jasmine Whitfield.....2012-16
Laura Wilder.....1998-02
Molly Wilkins.....1975-76
Edwina Williams.....2002-05
Malea Williams.....2021-24
Regina Williams.....1984-89
Caitlyn Wilson.....2020-22
Anita Witcher.....1976-80
Jill Withrow.....1991-92
Barb Wohlfeil.....1972-74
Sue Wood.....1972-76
Karen Wooters.....1985-86
Trinette Wright.....1985-89

Y

Marcia Yager.....1975-76
Cathy Yannatta.....1974-75
Brittani Young.....2000-04

Z

Marianne Zeitz.....1976-77
Angie Zimmerman.....1991-95

* - Current Players in Bold

ALL-TIME SERIES SCORES

AKRON
 Total: Cincinnati leads, 7-3
 At Cincinnati: Cincinnati leads, 3-1
 At Akron: Cincinnati leads, 2-2
 Neutral: Cincinnati leads, 2-0
 Dec. 17, 2013.....H.....W, 86-70
 Dec. 15, 2012.....A.....L, 67-54
 Nov. 26, 1993.....H.....L, 84-66
 Mar. 1, 1993.....A.....L, 87-85 (2OT)
 Jan. 3, 1981.....H.....W, 90-79
 Jan. 5, 1980.....A.....W, 64-40
 Mar. 2, 1979.....N.....W, 67-41
 Dec. 9, 1978.....H.....W, 68-40
 Feb. 24, 1978.....A.....W, 62-50
 Mar. 5, 1976.....N.....W, 74-64

ALABAMA
 Total: Alabama leads, 2-0
 Neutral: Alabama leads, 2-0
 Dec. 28, 2013.....N.....L, 58-47
 Dec. 6, 1991.....N.....L, 100-80

ALABAMA A&M
 Total: Cincinnati leads, 3-0
 At Cincinnati: Cincinnati leads, 3-0
 Nov. 10, 2021.....H.....W, 73-60
 Dec. 17, 2019.....H.....W, 62-47
 Dec. 18, 2006.....H.....W, 67-61

ALABAMA STATE
 Total: Cincinnati leads, 2-0
 At Cincinnati: Cincinnati leads, 1-0
 Dec. 10, 2006.....H.....W, 92-53
 Dec. 18, 2004.....H.....W, 73-41

ALASKA ANCHORAGE
 Total: UAA leads, 1-0
 At UAA: UAA leads, 1-0
 Nov. 25, 2009.....A.....L, 49-48

AMERICAN
 Total: Cincinnati leads, 2-0
 At Cincinnati: Cincinnati leads, 2-0
 Dec. 8, 2000.....H.....W, 64-52
 Feb. 24, 2000.....H.....W, 80-43

ARKANSAS
 Total: Arkansas leads, 3-0
 At Cincinnati: Arkansas leads, 2-0
 At Arkansas: Arkansas leads, 1-0
 Dec. 28, 2006.....A.....L, 94-82
 Jan. 2, 2005.....H.....L, 66-54
 May. 23, 2003.....H.....L, 71-57

ARKANSAS-PINE BLUFF
 Total: Cincinnati leads, 3-0
 At Cincinnati: Cincinnati leads, 3-0
 Nov. 29, 2016.....H.....W, 72-42
 Nov. 15, 2014.....H.....W, 73-57
 Nov. 14, 2006.....H.....W, 89-65

ARKANSAS STATE
 Total: Arkansas State leads, 1-0
 Neutral: Arkansas State leads, 1-0
 Dec. 21, 1993.....N.....L, 56-52

ASHLAND
 Total: Cincinnati leads, 2-0
 At Cincinnati: Cincinnati leads, 1-0
 At Ashland: Cincinnati leads, 1-0
 Feb. 23, 1979.....A.....W, 72-58
 Jan. 11, 1978.....A.....W, 65-54

AUSTIN PEAY
 Total: Cincinnati leads, 2-0
 At Cincinnati: Cincinnati leads, 2-0
 Nov. 6, 2018.....H.....W, 69-48
 Dec. 30, 1995.....H.....W, 74-61

BALL STATE
 Total: Cincinnati leads, 9-5
 At Cincinnati: Cincinnati leads, 5-2
 At Ball State: Series tied, 3-3
 Neutral: Cincinnati leads, 1-0
 Nov. 16, 2019.....H.....W, 63-56
 Nov. 28, 2018.....A.....L, 75-63
 Nov. 24, 2004.....H.....W, 62-58
 Dec. 13, 1998.....A.....W, 78-74 (OT)
 Nov. 25, 1995.....H.....L, 76-73
 Dec. 30, 1991.....H.....W, 90-52
 Dec. 15, 1990.....A.....L, 69-55
 Nov. 29, 1989.....H.....L, 63-57
 Jan. 21, 1989.....A.....W, 57-52
 Feb. 11, 1982.....A.....W, 68-58
 Dec. 17, 1980.....H.....W, 93-65
 Jan. 25, 1980.....A.....L, 78-54

Jan. 20, 1979.....H.....W, 72-59
 Mar. 11, 1976.....N.....W, 77-73 (OT)

BAYLOR
 Total: Baylor leads, 2-1
 At Cincinnati: Baylor leads, 1-0
 Neutral: Series tied, 1-1
 Feb. 27, 2024.....H.....L, 53-74
 Nov. 26, 2015.....N.....L, 72-34
 Mar. 15, 1981.....N.....W, 94-77

BELLARMINE
 Total: Cincinnati leads, 3-0
 At Cincinnati: Cincinnati leads, 2-0
 At Bellarmine: Cincinnati leads, 1-0
 Nov. 12, 2021.....H.....W, 72-59
 Feb. 6, 1980.....H.....W, 55-49
 Feb. 5, 1978.....A.....W, 69-64

BELMONT
 Total: Cincinnati leads, 3-0
 At Cincinnati: Cincinnati leads, 3-0
 Dec. 21, 2012.....H.....W, 68-54
 Dec. 16, 2001.....H.....W, 87-73
 Dec. 16, 1999.....H.....W, 79-68

BOWLING GREEN
 Total: Cincinnati leads, 14-7
 At Cincinnati: Cincinnati leads, 9-1
 At Bowling Green: Bowling Green leads, 6-2
 Neutral: Cincinnati leads, 3-0
 Dec. 21, 2017.....H.....W, 75-51
 Nov. 15, 2016.....A.....W, 68-58
 Nov. 21, 2015.....H.....W, 54-51
 Dec. 7, 2014.....A.....L, 66-55
 Dec. 21, 2002.....H.....W, 88-57
 Jan. 4, 1993.....A.....L, 105-78
 Nov. 30, 1991.....H.....L, 76-71
 Mar. 9, 1989.....A.....L, 69-59
 Dec. 22, 1988.....H.....W, 67-64
 Jan. 4, 1988.....A.....L, 69-54
 Dec. 17, 1985.....A.....L, 64-55
 Dec. 15, 1984.....H.....W, 74-66
 Jan. 11, 1982.....H.....W, 72-50
 Dec. 6, 1980.....A.....W, 96-95
 Jan. 12, 1979.....H.....W, 83-56
 Jan. 14, 1978.....H.....W, 77-72
 Mar. 5, 1977.....N.....W, 78-62
 Mar. 6, 1976.....N.....W, 75-71
 Feb. 15, 1975.....H.....W, 60-48
 Feb. 15, 1974.....A.....L, 51-41
 1973.....N.....W, 48-46

BRADLEY
 Total: Bradley leads, 1-0
 Neutral: Bradley leads, 1-0
 Dec. 3, 1995.....N.....L, 65-61

BRIGHAM YOUNG
 Total: BYU leads, 3-0
 At BYU: BYU leads, 2-0
 At Cincinnati: BYU leads, 1-0
 Dec. 30, 1994.....A.....L, 93-68
 Feb. 10, 2024.....H.....L, 57-69
 Jan. 13, 2024.....A.....L, 58-68

BUCKNELL
 Total: Bucknell leads, 1-0
 Nov. 28, 2019.....N.....L, 56-48

BUFFALO
 Total: Cincinnati leads, 1-0
 At Buffalo: Cincinnati leads, 1-0
 Dec. 5, 1992.....H.....W, 73-55

BUTLER
 Total: Cincinnati leads, 6-4
 At Cincinnati: Cincinnati leads, 4-2
 At Butler: Series tied 2-2
 Mar. 28, 2019.....H.....W, 72-65
 Dec. 13, 2009.....H.....L, 65-48
 Dec. 22, 2001.....A.....W, 94-66
 Dec. 28, 2000.....H.....W, 72-44
 Dec. 10, 1995.....H.....L, 68-64
 Dec. 21, 1994.....A.....L, 83-56
 Dec. 1, 1992.....A.....L, 80-66
 Nov. 24, 1991.....H.....W, 69-68
 Dec. 12, 1984.....A.....W, 100-57
 Feb. 7, 1984.....H.....W, 97-60

UC SANTA BARBARA
 Total: UCSB leads, 1-0
 At Cincinnati: UCSB leads, 1-0
 Dec. 16, 2003.....H.....L, 71-70(ot)

CAPITOL
 Total: Cincinnati leads, 4-2
 At Cincinnati: Cincinnati leads, 1-0
 At Capitol: Cincinnati leads, 2-0
 Neutral: Capitol leads, 2-1
 Mar. 8, 1977.....A.....W, 89-79
 Feb. 28, 1976.....A.....W, 72-69
 Feb. 27, 1976.....N.....W, 80-70
 Feb. 27, 1975.....N.....L, 49-43
 Feb. 11, 1975.....N.....L, 41-38
 Feb. 7, 1975.....H.....W, 51-48

CARLOW
 Total: Cincinnati leads, 1-0
 Neutral: Cincinnati leads, 1-0
 Dec. 4, 1982.....N.....W, 104-24

CEDARVILLE
 Total: Cincinnati leads, 4-3
 At Cincinnati: Cincinnati leads, 2-1
 At Cedarville: Series Tied, 2-2
 Feb. 21, 1977.....A.....W, 76-62
 Feb. 9, 1977.....H.....W, 59-48
 Feb. 23, 1976.....H.....W, 88-69
 Feb. 24, 1975.....A.....W, 59-58
 Feb. 25, 1974.....H.....L, 60-55
 Feb. 19, 1973.....A.....L, 50-40
 1972.....A.....L, 63-31

CENTRAL MICHIGAN
 Total: Cincinnati leads 2-1
 At Cincinnati: Cincinnati leads 2-0
 Dec. 1, 2021.....H.....W, 59-54
 Dec. 12, 2020.....A.....L, 79-62
 Dec. 17, 2007.....H.....W, 82-69

CENTRAL STATE
 Total: Cincinnati leads, 3-0
 At Cincinnati: Cincinnati leads 3-0
 Dec. 2, 1980.....H.....W, 100-65
 Feb. 8, 1973.....H.....W, 61-44
 1972.....H.....W, 42-30

CHARLESTON SOUTHERN
 Total: Cincinnati leads, 1-0
 At Cincinnati: Cincinnati leads, 1-0
 Nov. 25, 2003.....H.....W, 105-60

CHARLOTTE
 Total: Cincinnati leads, 12-7
 At Cincinnati: Cincinnati leads, 7-0
 At Charlotte: Charlotte leads, 5-3
 Neutral: Series tied, 2-2
 Nov. 26, 2022.....N.....L, 59-58
 Nov. 30, 2013.....N.....W, 71-64
 Mar. 3, 2005.....A.....L, 63-46
 Feb. 13, 2005.....A.....L, 72-63
 Feb. 22, 2004.....H.....W, 80-56
 Feb. 7, 2003.....A.....L, 67-62
 Jan. 13, 2002.....H.....W, 87-58
 Feb. 16, 2001.....A.....W, 73-50
 Jan. 21, 2001.....H.....W, 69-48
 Feb. 7, 2000.....A.....L, 80-57
 Jan. 20, 2000.....H.....W, 77-69
 Feb. 19, 1999.....A.....W, 63-55
 Jan. 14, 1999.....H.....W, 61-57
 Feb. 22, 1998.....H.....W, 62-57
 Jan. 16, 1998.....A.....W, 60-42
 Feb. 28, 1997.....N.....W, 63-49
 Feb. 14, 1997.....H.....W, 64-45
 Feb. 29, 1996.....N.....L, 70-61
 Feb. 9, 1996.....A.....L, 82-67

CHARLESTON (W.VA.)
 Total: Cincinnati leads, 3-0
 At Cincinnati: Cincinnati leads, 2-0
 At Charleston: Cincinnati leads, 1-0
 Feb. 24, 1986.....H.....W, 72-48
 Jan. 7, 1981.....H.....W, 79-65
 Dec. 7, 1979.....A.....W, 77-71

CHATTANOOGA
 Total: Cincinnati leads, 2-0
 At Cincinnati: Cincinnati leads, 1-0
 Neutral: Cincinnati leads, 1-0
 Nov. 19, 2019.....H.....W, 72-53
 Nov. 25, 2011.....N.....W, 51-50

CHICAGO STATE
 Total: Cincinnati leads, 1-0
 At Cincinnati: Cincinnati leads, 1-0
 Dec. 28, 2016.....H.....W, 81-53

CLARION
 Total: Cincinnati leads, 1-0
 At Cincinnati: Cincinnati leads, 1-0
 Dec. 18, 2016.....H.....W, 92-54

CLEVELAND STATE
 Total: Cincinnati leads, 15-3
 At Cincinnati: Cincinnati leads, 8-1
 At Charlotte: Cincinnati leads, 6-2
 Neutral: Cincinnati leads, 1-0
 Dec. 5, 1997.....H.....W, 93-65
 Dec. 20, 1996.....H.....W, 88-61
 Dec. 17, 1992.....H.....W, 78-55
 Jan. 6, 1991.....A.....W, 85-75
 Jan. 3, 1991.....H.....W, 74-72
 Jan. 23, 1988.....A.....W, 68-55
 Feb. 24, 1987.....H.....W, 72-68
 Feb. 15, 1986.....A.....W, 79-55
 Feb. 23, 1985.....H.....W, 105-61
 Feb. 4, 1984.....A.....L, 89-55
 Feb. 19, 1983.....H.....L, 71-60
 Dec. 18, 1981.....A.....W, 87-60
 Feb. 28, 1981.....H.....W, 76-66
 Feb. 15, 1980.....A.....L, 76-66OT
 Mar. 3, 1979.....N.....W, 56-52
 Feb. 16, 1979.....H.....W, 86-63
 Feb. 25, 1978.....A.....W, 51-47
 Mar. 1, 1975.....A.....W, 73-50

COASTAL CAROLINA
 Total: Cincinnati leads, 3-0
 At Cincinnati: Cincinnati leads, 3-0
 Dec. 7, 2002.....H.....W, 92-54
 Dec. 2, 2000.....H.....W, 84-55
 Dec. 18, 1998.....H.....W, 89-51

COLLEGE OF CHARLESTON
 Total: Cincinnati leads, 1-0
 At Cincinnati: Cincinnati leads, 1-0
 Nov. 25, 2012.....H.....W, 66-57

COLORADO
 Total: Colorado leads, 1-0
 Neutral: Colorado leads, 1-0
 Nov. 23, 2023.....N.....L, 60-77

COPPIN STATE
 Total: Cincinnati leads, 1-0
 At Cincinnati: Cincinnati leads, 1-0
 Dec. 30, 2019.....H.....W, 86-40

CORNELL
 Total: Cincinnati leads, 1-0
 At Cincinnati: Cincinnati leads, 1-0
 Dec. 29, 1995.....H.....W, 66-52

CREIGHTON
 Total: Creighton leads, 1-0
 Neutral: Creighton leads, 1-0
 Nov. 28, 2014.....N.....L, 63-52

DARTMOUTH
 Total: Cincinnati leads, 2-0
 At Cincinnati: Cincinnati leads, 1-0
 Neutral: Cincinnati leads, 1-0
 Nov. 29, 2009.....H.....W, 55-35
 Dec. 17, 1994.....N.....W, 66-60

DAVIDSON
 Total: Cincinnati leads, 1-0
 At Cincinnati: Cincinnati leads, 1-0
 Dec. 21, 2008.....H.....W, 60-42

DAYTON
 Total: Cincinnati leads, 24-22
 At Cincinnati: Cincinnati leads, 14-6
 At Dayton: Dayton leads, 16-9
 Neutral: Cincinnati leads, 1-0
 Nov. 16, 2011.....H.....W, 75-64
 Dec. 2, 2010.....A.....L, 70-59
 Dec. 3, 2008.....H.....L, 59-56
 Nov. 29, 2007.....A.....L, 69-53
 Nov. 16, 2006.....H.....W, 65-60
 Dec. 22, 2005.....A.....W, 65-55
 Dec. 1, 2004.....H.....W, 65-54
 Dec. 6, 2003.....A.....W, 62-40
 Nov. 27, 2002.....H.....W, 73-48
 Nov. 16, 2001.....A.....W, 70-58
 Dec. 20, 2000.....H.....W, 79-69
 Dec. 1, 1999.....A.....L, 63-50
 Nov. 28, 1998.....H.....W, 71-53
 Dec. 14, 1997.....A.....L, 67-64
 Dec. 14, 1996.....H.....W, 69-55
 Feb. 13, 1996.....A.....L, 75-64
 Mar. 4, 1995.....A.....W, 69-57
 Jan. 13, 1995.....H.....L, 60-56

ALL-TIME SERIES SCORES

Mar. 1, 1994.....A.....L, 92-71	
Jan. 7, 1994.....H.....W, 61-58	
Jan. 9, 1993.....H.....L, 68-66	
Jan. 11, 1992.....A.....L, 76-67	
Dec. 8, 1990.....H.....L, 72-62	
Dec. 16, 1989.....A.....L, 67-54	
Jan. 7, 1989.....H.....W, 60-56	
Feb. 27, 1988.....A.....W, 62-49	
Jan. 17, 1987.....H.....W, 64-53	
Nov. 30, 1985.....A.....L, 80-64	
Jan. 15, 1985.....H.....W, 67-66	
Jan. 11, 1984.....A.....W, 68-63	
Jan. 12, 1983.....H.....W, 70-50	
Jan. 6, 1982.....A.....W, 62-49	
Jan. 9, 1980.....A.....L, 69-52	
Jan. 6, 1979.....H.....L, 63-48	
Dec. 11, 1978.....A.....L, 74-45	
Feb. 11, 1978.....A.....L, 82-71	
Feb. 8, 1977.....H.....W, 79-72	
March 9, 1976.....A.....W, 71-67	
Feb. 17, 1976.....H.....W, 85-64	
Feb. 10, 1976.....A.....W, 76-70	
Feb. 18, 1975.....A.....L, 57-41	
Feb. 19, 1974.....H.....L, 45-41	
Feb. 12, 1974.....N.....W, 56-43	
Feb. 5, 1973.....A.....L, 39-34	
1972.....A.....L, 46-36	
1972.....A.....L, 53-31	

DELAWARE

Total: Cincinnati leads, 1-0
At Cincinnati: Cincinnati leads, 1-0
Dec. 20, 2014.....H.....W, 67-59

DELAWARE STATE

Total: Cincinnati leads, 1-0
Neutral: Cincinnati leads, 1-0
Dec. 4, 1992.....N.....W, 67-48

DEPAUL

Total: DePaul leads, 24-13
At Cincinnati: DePaul leads, 9-8
At DePaul: DePaul leads, 15-2
Neutral: Cincinnati leads, 2-1
Jan. 22, 2013.....H.....W, 51-45
Feb. 27, 2012.....A.....L, 73-51
Jan. 25, 2011.....H.....L, 67-48
Jan. 27, 2010.....A.....L, 71-63
Mar. 2, 2009.....H.....L, 67-47
Feb. 26, 2008.....A.....L, 81-51
Jan. 14, 2007.....H.....W, 62-44
Feb. 8, 2006.....A.....L, 68-53
Feb. 7, 2005.....H.....L, 67-55
Jan. 11, 2004.....A.....L, 88-61
Mar. 8, 2003.....N.....W, 81-64
Feb. 21, 2003.....H.....W, 71-67OT
Feb. 17, 2002.....A.....W, 75-51
Mar. 4, 2001.....N.....W, 65-52
Feb. 8, 2001.....H.....W, 72-64
Jan. 14, 2001.....A.....L, 79-63
Feb. 13, 2000.....H.....W, 71-56
Jan. 7, 2000.....A.....W, 57-53
Feb. 4, 1999.....H.....W, 65-59
Jan. 3, 1999.....A.....L, 53-47
Feb. 8, 1998.....A.....L, 73-68
Jan. 4, 1998.....H.....W, 75-65
Feb. 21, 1997.....A.....L, 77-66
Jan. 12, 1997.....H.....L, 80-72
Feb. 16, 1996.....H.....L, 66-64
Jan. 7, 1996.....A.....L, 79-6422
Feb. 24, 1995.....A.....L, 105-69
Feb. 5, 1995.....H.....W, 67-58
Mar. 9, 1994.....H.....W, 67-66
Feb. 11, 1994.....H.....L, 75-71
Jan. 27, 1994.....A.....L, 85-73
Mar. 12, 1993.....N.....L, 73-57
Feb. 13, 1993.....A.....L, 79-55
Jan. 28, 1993.....H.....L, 62-49
Feb. 15, 1992.....H.....L, 75-42
Jan. 30, 1992.....A.....L, 78-53
Dec. 15, 1986.....A.....L, 76-52

DETROIT

Total: Cincinnati leads, 8-3
At Cincinnati: Cincinnati leads, 7-0
At Detroit: Detroit leads, 1-3
Dec. 2, 2015.....A.....L, 77-68
Dec. 23, 2014.....H.....W, 70-38
Nov. 21, 2009.....H.....W, 65-58
Nov. 14, 2008.....H.....W, 66-59
Nov. 16, 2005.....H.....W, 71-55
Nov. 21, 2004.....H.....W, 60-31
Dec. 17, 1990.....A.....L, 70-61
Dec. 18, 1989.....H.....W, 63-47
Dec. 27, 1986.....A.....L, 85-66
Feb. 12, 1986.....H.....W, 76-72
Dec. 20, 1982.....A.....W, 87-52

DRAKE

Total: Drake leads, 1-0
At Cincinnati: Cincinnati leads, 1-0
Jan. 2, 1981.....H.....W, 86-64

DUKE

Total: Cincinnati leads, 1-0
At Hanover: Cincinnati leads, 1-0
Feb. 1, 1973.....A.....W, 62-41

DUQUESNE

Total: Cincinnati leads, 2-0
At Cincinnati: Cincinnati leads, 2-0
Mar. 16, 2012.....H.....W, 68-63 (OT)
Nov. 19, 2007.....H.....W, 90-82 (OT)

EAST CAROLINA

Total: East Carolina leads, 14-9
At Cincinnati: East Carolina leads, 6-5
At East Carolina: East Carolina leads, 7-4
Neutral: East Carolina leads, 1-0
Feb. 15, 2023.....H.....L, 68-57
Jan. 18, 2023.....A.....L, 61-53
Feb. 19, 2022.....A.....L, 68-57
Jan. 16, 2022.....A.....L, 71-48
Feb. 24, 2021.....A.....W, 76-61
Dec. 20, 2020.....H.....L, 74-67
March 2, 2020.....H.....W, 76-53
Feb. 23, 2019.....A.....W, 68-57
Jan. 27, 2018.....H.....L, 79-70 (OT)
Dec. 30, 2017.....A.....L, 66-54
Feb. 22, 2017.....A.....W, 80-69
Jan. 21, 2017.....H.....W, 74-64
March 4, 2016.....N.....L, 70-61
Feb. 24, 2016.....H.....L, 77-55
Jan. 20, 2016.....A.....L, 63-60
Feb. 10, 2015.....H.....L, 78-53
Feb. 21, 2015.....A.....L, 53-40
Feb. 11, 2005.....A.....L, 31-58
Feb. 20, 2004.....H.....W, 78-72 (OT)
Feb. 9, 2003.....A.....W, 83-69
Jan. 11, 2002.....H.....W, 77-52
Dec. 17, 1983.....A.....L, 60-68
Jan. 6, 1983.....H.....W, 73-60

EAST TENNESSEE STATE

Total: Cincinnati leads, 4-1
At Cincinnati: Cincinnati leads, 4-0
At East Tennessee State: ETSU leads, 1-0
Nov. 9, 2018.....H.....W, 77-64
Nov. 10, 2017.....A.....L, 77-87
Nov. 23, 2005.....H.....W, 82-58
Dec. 17, 1999.....H.....W, 76-54
Dec. 5, 1981.....H.....W, 69-66

EASTERN ILLINOIS

Total: Cincinnati leads, 2-0
At Cincinnati: Cincinnati leads, 2-0
Dec. 21, 2016.....H.....W, 78-64
Dec. 20, 2015.....H.....W, 70-57

EASTERN KENTUCKY

Total: Cincinnati leads, 11-8
At Cincinnati: Cincinnati leads, 7-3
At EKU: EKU leads, 5-4
Nov. 25, 2017.....H.....W, 64-53
Dec. 9, 2012.....H.....W, 59-48
Dec. 18, 2009.....H.....W, 62-49
Jan. 5, 2004.....H.....W, 83-51
Dec. 5, 2002.....A.....W, 91-78
Jan. 13, 1993.....H.....W, 82-80
Dec. 3, 1991.....A.....L, 79-66
Jan. 23, 1991.....H.....L, 86-59
Feb. 21, 1990.....A.....W, 52-51
Dec. 5, 1988.....H.....W, 76-53
Jan. 13, 1988.....A.....W, 73-62
Feb. 10, 1981.....H.....W, 83-60
Nov. 27, 1979.....A.....W, 57-50
Jan. 18, 1977.....H.....L, 80-72
Jan. 17, 1976.....A.....L, 86-76
Jan. 25, 1975.....H.....L, 74-68
Jan. 28, 1974.....A.....L, 65-54
Jan. 27, 1973.....A.....L, 58-39
1971-72.....A.....L, 53-34

EASTERN MICHIGAN

Total: Cincinnati leads, 4-1
At Cincinnati: Cincinnati leads, 2-1
At Eastern Michigan: Cincinnati leads, 2-0
Dec. 1, 1998.....A.....W, 79-53
Nov. 27, 1996.....H.....W, 75-55
Dec. 9, 1989.....H.....L, 64-37
Dec. 14, 1988.....A.....W, 74-62
Dec. 8, 1987.....H.....W, 68-51

EDINBORO STATE

Total: Edinboro State leads, 1-0
Neutral: Edinboro State leads, 1-0
Dec. 4, 1977.....N.....L, 72-39

EVANSVILLE

Total: Cincinnati leads, 4-1
At Cincinnati: Cincinnati leads, 3-0
At Evansville: Series tied, 1-1
Nov. 18, 2011.....H.....W, 64-34
Dec. 15, 2004.....A.....L, 69-50
Dec. 3, 2003.....H.....W, 81-43
Jan. 15, 1986.....H.....W, 98-54
Jan. 21, 1984.....A.....W, 103-83

FLORIDA

Total: Florida leads, 1-0
At Florida: Florida leads, 1-0
Dec. 5, 2020.....A.....L, 81-58

FLORIDA INTERNATIONAL

Total: FIU leads, 1-0
At FIU: FIU leads, 1-0
Mar. 16, 2006.....A.....L, 81-75 OT

FLORIDA STATE

Total: Florida State leads, 14-8
At Cincinnati: Florida State leads, 5-3
At Florida State: Florida state, 5-3
Neutral: Florida State leads, 4-2
Nov. 13, 2013.....H.....L, 63-58
Mar. 4, 1991.....N.....L, 89-51
Feb. 9, 1991.....H.....L, 67-49
Jan. 12, 1991.....A.....L, 90-61
Feb. 12, 1990.....H.....L, 57-44
Jan. 14, 1990.....A.....L, 61-44
Mar. 3, 1989.....N.....W, 57-47
Feb. 11, 1989.....A.....L, 62-57
Jan. 14, 1989.....H.....W, 66-45
Mar. 10, 1988.....A.....W, 78-76
Mar. 8, 1988.....H.....L, 66-58
Jan. 11, 1988.....A.....W, 70-59
Feb. 9, 1987.....H.....L, 70-55
Jan. 12, 1987.....A.....W, 55-53
Mar. 1, 1986.....N.....W, 77-45
Jan. 13, 1986.....A.....L, 75-72
Jan. 10, 1985.....H.....W, 83-73
Feb. 29, 1984.....A.....L, 83-72
Mar. 8, 1983.....N.....L, 84-61
Jan. 10, 1981.....H.....W, 91-65
Dec. 19, 1978.....N.....L, 61-57
Dec. 16, 1977.....N.....L, 70-51

FORDHAM

Total: Series tied, 1-1
At Cincinnati: Cincinnati leads, 1-0
Neutral: Fordham leads, 1-0
Dec. 1, 2013.....N.....L, 56-40
Dec. 11, 2005.....H.....W, 71-61

FURMAN

Total: Cincinnati leads, 1-0
At Cincinnati: Cincinnati leads, 1-0
Nov. 15, 2009.....H.....W, 85-46

GEORGETOWN

Total: Series tied, 5-5
At Cincinnati: Cincinnati leads, 3-2
At Georgetown: Georgetown leads, 3-2
Jan. 29, 2013.....A.....L, 54-52
Feb. 4, 2012.....H.....L, 65-54
Feb. 5, 2011.....A.....L, 55-38
Jan. 19, 2010.....H.....L, 60-56
Feb. 11, 2009.....A.....L, 69-61
Jan. 8, 2008.....H.....W, 69-49
Jan. 23, 2007.....A.....W, 80-62
Jan. 3, 2007.....H.....W, 77-55
Jan. 25, 2006.....H.....W, 87-68
Feb. 21, 2006.....A.....W, 63-47

GEORGIA

Total: Georgia leads, 7-0
At Cincinnati: Georgia leads, 4-0
At Georgia: Georgia leads, 3-0
Dec. 15, 2016.....H.....L, 51-48
Dec. 23, 2015.....A.....L, 60-42
Feb. 18, 1992.....A.....L, 93-50
Dec. 13, 1990.....H.....L, 99-38
Nov. 25, 1988.....H.....L, 66-45
Dec. 14, 1985.....A.....L, 98-47
Jan. 2, 1985.....H.....L, 89-61

HANOVER

Total: Cincinnati leads, 1-0
At Hanover: Cincinnati leads, 1-0
Feb. 1, 1973.....A.....W, 62-41

HAWAII

Total: Hawaii leads, 1-0
At Hanover: Hawaii leads, 1-0
Dec. 29, 2012.....A.....L, 65-63OT

HIGH POINT

Total: Cincinnati leads, 1-0
Neutral: Cincinnati leads, 1-0
Dec. 29, 2011.....N.....W, 62-40

HOFFSTRA

Total: Cincinnati leads, 1-0
Neutral: Cincinnati leads, 1-0
Dec. 30, 2010.....N.....W, 65-63

HOLY CROSS

Total: Holy Cross leads, 1-0
At Cincinnati: Holy Cross leads, 1-0
Nov. 30, 1987.....H.....L, 63-59

HOUSTON

Total: Cincinnati leads, 23-10
At Cincinnati: Cincinnati leads, 10-4
At Houston: Cincinnati leads 10-3
Neutral: Tied, 3-3
Jan. 30, 2024.....A.....L, 46-54
Jan. 25, 2023.....H.....L, 63-39
March 7, 2022.....N.....L, 67-45
Jan. 19, 2022.....A.....W, 71-56
March 2, 2021.....A.....W, 65-57
Feb. 20, 2021.....H.....L, 75-66
Feb. 18, 2020.....A.....W, 74-65
Jan. 22, 2020.....H.....W, 85-66
Jan. 23, 2019.....H.....W, 68-57
Feb. 26, 2018.....H.....W, 61-57
Jan. 10, 2018.....A.....W, 88-82
March 3, 2017.....N.....L, 74-61
Feb. 11, 2017.....A.....W, 71-62
Jan. 7, 2017.....H.....W, 66-57
Feb. 20, 2016.....A.....W, 67-61
Jan. 30, 2016.....H.....W, 56-50
Jan. 31, 2015.....H.....W, 69-66
Jan. 7, 2014.....A.....W, 76-73
Feb. 8, 2014.....H.....L, 48-39
Jan. 11, 2014.....A.....W, 59-50
Jan. 21, 2005.....H.....L, 63-56
Mar. 5, 2004.....N.....L, 84-67
Jan. 23, 2004.....A.....L, 60-56
Jan. 19, 2003.....H.....W, 79-69
Mar. 3, 2002.....N.....W, 78-74
Jan. 5, 2001.....H.....W, 63-62 (OT)
Mar. 3, 2000.....N.....W, 65-59
Feb. 18, 2000.....A.....W, 66-64
Jan. 10, 1999.....H.....W, 93-87OT
Jan. 27, 1998.....N.....W, 62-57
Jan. 9, 1998.....A.....W, 62-43
Feb. 16, 1997.....H.....W, 81-65

HOWARD

Total: Cincinnati leads, 4-1
At Cincinnati: Cincinnati leads, 4-0
Neutral: Howard leads, 1-0
Dec. 13, 2023.....H.....W, 87-62
Dec. 21, 2018.....H.....W, 85-51
Dec. 14, 2017.....H.....W, 87-53
Nov. 26, 2016.....H.....W, 66-56
Dec. 29, 1994.....N.....L, 72-70

ILLINOIS

Total: Series tied, 2-2
At Cincinnati: Series tied, 1-1
At Illinois: Series tied, 1-1
Dec. 20, 1992.....A.....L, 82-69
Dec. 22, 1991.....H.....W, 72-63
Dec. 10, 1983.....A.....W, 72-68
Nov. 25, 1978.....H.....L, 69-63

ILLINOIS-CHICAGO

Total: Cincinnati leads, 2-1
At Cincinnati: Series is tied, 1-1
At Illinois-Chicago: Cincinnati leads, 1-0
Dec. 4, 2022.....H.....L, 66-58
Feb. 25, 1996.....H.....W, 82-71
Jan. 4, 1995.....A.....W, 68-64

ILLINOIS STATE

Total: Illinois State leads, 6-1
At Cincinnati: Illinois State leads, 2-1
At Illinois State: Illinois State leads, 3-0
Neutral: Illinois State leads, 1-0
Dec. 18, 1986.....H.....L, 72-56
Dec. 19, 1985.....A.....L, 69-64
Nov. 23, 1984.....H.....W, 79-72
Nov. 27, 1983.....A.....L, 67-57
Jan. 14, 1983.....H.....L, 77-70
Feb. 6, 1982.....A.....L, 81-48
1973.....N.....L, 75-34

ALL-TIME SERIES SCORES

INDIANA
 Total: Indiana leads, 5-3
 At Cincinnati: Indiana leads, 2-1
 At Indiana: Indiana leads, 3-1
 Neutral: Cincinnati leads, 1-0
 Nov. 18, 2009.....A.....L, 64-57
 Nov. 17, 2005.....H.....W, 73-59
 Nov. 13, 1998.....A.....L, 61-51
 Nov. 28, 1987.....N.....W, 63-59
 Nov. 24, 1985.....A.....W, 77-69
 Jan. 3, 1983.....H.....L, 58-48
 Nov. 22, 1980.....H.....L, 61-54
 Jan. 19, 1974.....A.....L, 62-34

INDIANA STATE
 Total: Indiana State leads, 9-1
 At Cincinnati: Indiana State leads, 3-1
 At Indiana State: Indiana State leads, 4-0
 Neutral: Indiana State leads, 2-0
 Nov. 19, 2016.....H.....L, 63-55
 Nov. 28, 2004.....H.....L, 76-60
 Dec. 13, 2003.....A.....L, 57-54
 Feb. 25, 1983.....A.....L, 65-64
 Jan. 23, 1981.....H.....W, 93-75
 Feb. 11, 1980.....A.....L, 73-65
 Jan. 26, 1979.....H.....L, 62-46
 Feb. 12, 1977.....A.....L, 89-59
 Dec. 3, 1976.....N.....L, 88-66
 Mar. 13, 1976.....N.....L, 80-50

INDIANAPOLIS
 Total: Series tied, 1-1
 At Cincinnati: Indianapolis leads, 1-0
 At Indianapolis: Cincinnati leads, 1-0
 Dec. 19, 2011.....H.....L, 50-43
 Dec. 17, 1984.....A.....W, 83-71

IOWA
 Total: Iowa leads, 1-0
 Nov. 27, 2019.....N.....L, 69-61

IOWA STATE
 Total: Iowa State leads, 3-0
 At Cincinnati: Iowa State leads, 1-0
 At Iowa State: Iowa State leads, 2-0
 Mar. 2, 2024.....A.....L, 60-76
 Nov. 23, 2014.....A.....L, 85-54
 Nov. 21, 2013.....H.....L, 78-42

IUPUI
 Total: Cincinnati leads, 2-0
 At Cincinnati: Cincinnati leads, 2-0
 Dec. 13, 2008.....H.....W, 67-58
 Nov. 21, 2003.....H.....W, 74-47

IPFW
 Total: Series tied, 1-1
 At Cincinnati: Series tied, 1-1
 Nov. 11, 2011.....H.....W, 74-42
 Mar. 24, 2024.....H.....L, 58-84

JACKSON STATE
 Total: Cincinnati leads, 1-0
 At Cincinnati: Cincinnati leads, 1-0
 Dec. 28, 1997.....H.....W, 77-62

KANSAS
 Total: Kansas leads, 1-0
 At Kansas: Kansas leads, 1-0
 Feb. 14, 2024.....A.....L, 60-75

KANSAS STATE
 Total: Kansas State leads, 1-0
 At Cincinnati: Kansas State leads, 1-0
 Dec. 30, 2023.....H.....L, 41-66

KENT STATE
 Total: Cincinnati leads, 9-3
 At Cincinnati: Cincinnati leads, 5-1
 At Kent St.: Cincinnati leads, 3-1
 Neutral: Series tied, 1-1
 Nov. 17, 2013.....H.....W, 65-46
 Nov. 19, 2012.....A.....W, 59-41
 Dec. 29, 1986.....A.....L, 77-76
 Dec. 28, 1985.....H.....W, 84-60
 Dec. 18, 1982.....H.....W, 74-71OT
 Dec. 16, 1981.....A.....W, 79-70
 Nov. 21, 1980.....H.....W, 68-56
 Feb. 16, 1980.....A.....W, 60-53
 Feb. 17, 1979.....H.....W, 58-54
 Nov. 24, 1978.....H.....L, 63-52
 Mar. 3, 1978.....N.....L, 57-44
 Mar. 3, 1977.....N.....W, 92-64

KENTUCKY
 Total: Kentucky leads, 20-7
 At Cincinnati: Kentucky leads, 6-5
 At Kentucky: Kentucky leads, 14-0
 Neutral: Cincinnati leads, 2-0
 Nov. 25, 2023.....N.....W, 65-41
 Dec. 4, 2009.....H.....L, 68-57
 Nov. 17, 2008.....A.....L, 58-55
 Jan. 2, 2004.....H.....W, 60-52
 Dec. 31, 2002.....A.....L, 69-67
 Feb. 19, 2002.....H.....W, 73-57
 Dec. 22, 2000.....N.....W, 57-38
 Dec. 22, 1999.....H.....L, 68-62
 Dec. 28, 1998.....A.....L, 70-59
 Jan. 17, 1995.....H.....L, 52-49
 Feb. 8, 1994.....A.....L, 86-56
 Feb. 10, 1993.....H.....W, 72-69
 Jan. 14, 1992.....A.....L, 82-72
 Feb. 14, 1991.....H.....L, 82-50
 Jan. 3, 1990.....A.....L, 79-45
 Dec. 20, 1988.....H.....W, 61-58
 Dec. 30, 1987.....A.....L, 67-60
 Feb. 18, 1987.....H.....L, 86-56
 Jan. 21, 1986.....A.....L, 80-67
 Nov. 20, 1984.....A.....L, 67-56
 Nov. 22, 1983.....H.....W, 84-77
 Nov. 27, 1982.....A.....L, 84-76
 Jan. 15, 1982.....A.....L, 79-66
 Dec. 4, 1980.....A.....L, 76-66
 Dec. 1, 1979.....H.....L, 81-45
 Nov. 28, 1978.....A.....L, 91-47
 1971-72.....A.....L, 53-29

KENTUCKY STATE
 Total: Cincinnati leads, 2-0
 At Cincinnati: Cincinnati leads, 2-0
 Feb. 20, 1982.....H.....W, 68-66
 Jan. 15, 1977.....H.....W, 65-56

LAFAYETTE
 Total: Cincinnati leads, 1-0
 At Cincinnati: Cincinnati leads, 1-0
 Jan. 6, 2003.....H.....W, 85-41

LEWIS
 Total: Cincinnati leads, 1-0
 At Cincinnati: Cincinnati leads, 1-0
 Jan. 11, 1980.....H.....W, 67-52

LIBERTY
 Total: Cincinnati leads, 1-0
 At Cincinnati: Cincinnati leads, 1-0
 Nov. 14, 2003.....H.....W, 73-62

LINDENWOOD
 Total: Cincinnati leads, 2-0
 At Cincinnati: Cincinnati leads, 1-0
 At Lindenwood: Cincinnati leads, 1-0
 Nov. 15, 2023.....H.....W, 81-62
 Nov. 15, 2022.....A.....W, 71-60

LIPSCOMB
 Total: Cincinnati leads, 1-0
 At Cincinnati: Cincinnati leads, 1-0
 Nov. 24, 2018.....H.....W, 71-55

LONG ISLAND-BROOKLYN
 Total: Cincinnati leads, 1-0
 Neutral: Cincinnati leads, 1-0
 Dec. 30, 2012.....N.....W, 59-48

LONGWOOD
 Total: Cincinnati leads, 1-0
 At Cincinnati: Cincinnati leads, 1-0
 Dec. 22, 2011.....H.....W, 70-54

LOUISIANA-LAFAYETTE
 Total: Cincinnati leads, 1-0
 At Cincinnati: Cincinnati leads, 1-0
 Dec. 22, 2002.....H.....W, 68-55

LOUISVILLE
 Total: Louisville leads, 43-27
 At Cincinnati: Series tied, 15-15
 At Louisville: Louisville leads, 25-7
 Neutral: Cincinnati leads, 5-3
 Nov. 6, 2023.....H.....L, 59-77
 Nov. 7, 2022.....A.....L, 87-68
 Mar. 1, 2014.....H.....L, 75-51
 Jan. 4, 2014.....A.....L, 64-45
 Jan. 18, 2013.....A.....L, 72-33
 Dec. 14, 2011.....H.....L, 64-59
 Jan. 22, 2011.....A.....L, 83-47
 Dec. 15, 2010.....H.....L, 78-40
 Feb. 2, 2010.....A.....W, 74-68
 Jan. 2, 2010.....H.....L, 63-49

Feb. 14, 2009.....H.....L, 67-52
 Jan. 20, 2009.....A.....L, 66-50
 Jan. 30, 2008.....H.....L, 79-56
 Jan. 15, 2008.....A.....L, 69-37
 Dec. 14, 2006.....A.....L, 67-62
 Feb. 18, 2006.....H.....W, 76-65
 Feb. 25, 2005.....A.....L, 61-58
 Jan. 16, 2005.....H.....L, 71-72
 Feb. 28, 2004.....H.....L, 58-48
 Jan. 31, 2004.....A.....L, 65-54
 Feb. 16, 2003.....A.....W, 73-66 (2OT)
 Jan. 11, 2003.....H.....W, 67-48
 Mar. 2, 2002.....N.....W, 80-70
 Feb. 24, 2002.....H.....W, 85-71
 Jan. 4, 2002.....A.....L, 71-65
 Feb. 25, 2001.....H.....L, 70-57
 Jan. 1, 2001.....A.....L, 72-58
 Feb. 27, 2000.....H.....W, 84-65
 Jan. 1, 2000.....A.....L, 65-56
 Feb. 14, 1999.....H.....W, 70-61
 Dec. 22, 1998.....A.....L, 70-59
 Feb. 16, 1998.....H.....L, 67-54
 Feb. 12, 1998.....H.....W, 70-61
 Mar. 1, 1997.....N.....L, 84-67
 Feb. 9, 1997.....A.....L, 85-59
 Feb. 4, 1996.....H.....L, 82-77
 Jan. 2, 1994.....A.....L, 93-60
 Feb. 18, 1991.....H.....L, 90-46
 Jan. 19, 1991.....A.....L, 81-56
 Mar. 3, 1990.....H.....L, 74-54
 Jan. 22, 1990.....A.....L, 54-50
 Feb. 20, 1989.....A.....W, 59-45
 Jan. 23, 1989.....H.....W, 48-46
 Feb. 20, 1988.....A.....L, 62-60
 Jan. 25, 1988.....H.....W, 60-55
 Feb. 28, 1987.....H.....W, 65-64
 Jan. 19, 1987.....A.....L, 71-53
 Feb. 22, 1986.....A.....W, 81-72
 Feb. 1, 1986.....H.....W, 81-65
 Feb. 16, 1985.....A.....W, 86-70
 Feb. 2, 1985.....A.....L, 81-79
 Jan. 14, 1984.....H.....W, 83-59
 Jan. 2, 1984.....A.....L, 76-70 (OT)
 Feb. 5, 1983.....A.....W, 68-66
 Jan. 22, 1983.....H.....W, 73-67
 Feb. 25, 1982.....N.....W, 68-58
 Jan. 16, 1982.....N.....W, 54-52
 Jan. 8, 1982.....H.....L, 73-64
 Feb. 7, 1981.....N.....L, 83-76
 Jan. 18, 1981.....A.....L, 77-67
 Jan. 12, 1980.....H.....W, 59-56
 Feb. 3, 1979.....A.....L, 83-48
 Feb. 21, 1978.....H.....L, 57-41
 Jan. 8, 1978.....N.....W, 56-51
 Dec. 17, 1977.....N.....L, 82-49
 Feb. 28, 1977.....A.....L, 75-68
 Jan. 9, 1976.....N.....W, 69-55
 Feb. 3, 1975.....H.....W, 63-37
 Feb. 4, 1974.....A.....W, 51-48
 Feb. 14, 1973.....H.....W, 49-38

LOYOLA MARYMOUNT
 Total: Cincinnati leads, 2-0
 At Cincinnati: Cincinnati leads, 2-0
 Dec. 21, 2004.....H.....W, 55-45
 Dec. 21, 2003.....H.....W, 59-48

MARQUETTE
 Total: Marquette leads, 24-14
 At Cincinnati: Marquette leads, 12-6
 At Marquette: Marquette leads, 12-5
 Neutral: Cincinnati leads, 2-1
 Dec. 10, 2020.....H.....L, 86-75
 Mar. 4, 2013.....A.....L, 72-58
 Feb. 13, 2013.....H.....W, 54-52
 Mar. 2, 2012.....N.....L, 54-51
 Feb. 21, 2012.....H.....W, 60-46
 Feb. 1, 2012.....A.....W, 64-52
 Feb. 28, 2011.....H.....W, 65-62
 Mar. 1, 2010.....A.....L, 69-63
 Mar. 6, 2009.....N.....W, 60-54
 Feb. 18, 2009.....H.....L, 67-61
 Feb. 5, 2008.....A.....L, 72-65
 Jan. 27, 2007.....H.....L, 76-59
 Feb. 28, 2006.....A.....L, 66-48
 Feb. 5, 2005.....H.....W, 79-69
 Jan. 9, 2004.....A.....L, 62-54
 Feb. 23, 2003.....H.....W, 69-62
 Feb. 15, 2002.....A.....W, 63-53
 Jan. 12, 2001.....A.....L, 54-45
 Feb. 11, 2001.....H.....W, 63-61
 Feb. 11, 2000.....H.....L, 71-58
 Jan. 9, 2000.....A.....L, 79-62
 Feb. 28, 1999.....N.....W, 77-68OT
 Feb. 6, 1999.....H.....W, 65-56
 Jan. 1, 1999.....A.....W, 61-58

Feb. 6, 1998.....A.....W, 68-64
 Jan. 2, 1998.....H.....L, 83-75
 Feb. 23, 1997.....A.....L, 67-56
 Jan. 10, 1997.....H.....L, 69-62
 Feb. 18, 1996.....H.....L, 85-75
 Jan. 5, 1996.....A.....L, 52-50
 Feb. 26, 1995.....A.....L, 71-59
 Feb. 3, 1995.....H.....L, 77-70
 Feb. 19, 1994.....A.....L, 80-64
 Jan. 21, 1994.....H.....L, 90-71
 Feb. 20, 1993.....H.....L, 85-76
 Jan. 23, 1993.....A.....L, 109-83
 Feb. 22, 1992.....A.....W, 109-101OT
 Jan. 25, 1992.....H.....L, 101-100OT

MARSHALL
 Total: Marshall leads, 6-4
 At Cincinnati: Cincinnati leads, 3-2
 At Marshall: Marshall leads, 3-1
 Neutral: Marshall leads, 1-0
 Dec. 10, 2011.....A.....L, 55-47
 Dec. 21, 2010.....H.....W, 57-47
 Dec. 19, 1998.....H.....W, 91-60
 Jan. 10, 1995.....A.....L, 84-67
 Jan. 2, 1982.....H.....W, 82-64
 Jan. 31, 1981.....A.....W, 69-51
 Feb. 2, 1980.....H.....L, 64-60
 Jan. 27, 1979.....A.....L, 75-62
 Jan. 31, 1976.....H.....L, 56-48
 1973.....N.....L, 52-40

MEMPHIS
 Total: Memphis leads, 39-24
 At Cincinnati: Memphis leads, 14-12
 At Memphis: Memphis leads, 20-8
 Neutral: Memphis leads, 5-4
 Feb. 22, 2023.....A.....L, 64-53
 Jan. 14, 2023.....H.....L, 78-58
 Feb. 23, 2022.....H.....W, 71-58
 Feb. 2, 2022.....A.....L, 66-54
 March 8, 2021.....N.....W, 78-67
 Feb. 10, 2021.....A.....W, 73-62
 Jan. 20, 2021.....H.....L, 61-52
 Mar. 7, 2020.....N.....W, 94-52
 Jan. 8, 2020.....A.....W, 73-66
 Mar. 9, 2019.....N.....W, 68-48
 Feb. 13, 2019.....A.....W, 89-69
 Jan. 26, 2019.....H.....W, 80-56
 Jan. 21, 2018.....H.....W, 64-53
 Feb. 18, 2017.....H.....W, 68-57
 Jan. 14, 2017.....A.....W, 66-59
 Feb. 6, 2016.....A.....L, 54-51
 Jan. 7, 2016.....H.....L, 64-47
 Jan. 28, 2015.....H.....L, 56-44
 Jan. 14, 2015.....H.....L, 41-38
 Mar. 3, 2014.....A.....L, 53-47
 Feb. 12, 2014.....H.....W, 65-49
 Jan. 30, 2005.....A.....W, 58-56
 Jan. 16, 2004.....H.....L, 64-61
 Feb. 28, 2003.....A.....W, 74-53
 Feb. 10, 2002.....H.....W, 85-59
 Feb. 4, 2001.....H.....W, 71-58
 Jan. 28, 2000.....A.....L, 79-70
 Jan. 24, 1999.....H.....L, 71-68
 Mar. 1, 1998.....N.....L, 72-64
 Jan. 25, 1998.....A.....L, 73-72
 Feb. 7, 1997.....A.....L, 85-63
 Feb. 2, 1996.....H.....L, 89-71
 Feb. 12, 1995.....H.....L, 64-52
 Jan. 22, 1995.....A.....L, 96-69
 Feb. 26, 1994.....A.....L, 85-72
 Jan. 29, 1994.....H.....W, 80-73
 Feb. 27, 1993.....A.....W, 66-65
 Jan. 30, 1993.....H.....W, 75-72
 Mar. 12, 1992.....N.....L, 83-69
 Feb. 29, 1992.....A.....L, 79-59
 Feb. 1, 1992.....H.....L, 83-81OT
 Feb. 25, 1991.....A.....L, 79-60
 Jan. 28, 1991.....H.....W, 65-62
 Feb. 3, 1990.....A.....L, 58-53
 Jan. 6, 1990.....H.....W, 70-55
 Feb. 27, 1989.....H.....W, 67-49
 Jan. 30, 1989.....A.....W, 73-69OT
 Mar. 11, 1988.....N.....L, 70-68
 Feb. 29, 1988.....H.....L, 82-57
 Jan. 30, 1988.....H.....W, 75-55
 Jan. 31, 1987.....A.....L, 97-71
 Jan. 3, 1987.....H.....L, 91-75
 Mar. 3, 1986.....N.....W, 69-67
 Jan. 11, 1986.....A.....L, 66-63
 Mar. 3, 1985.....N.....L, 91-75
 Jan. 12, 1985.....H.....L, 78-70
 Mar. 5, 1984.....H.....L, 88-77
 Feb. 27, 1984.....A.....L, 84-60
 Mar. 7, 1983.....N.....L, 84-63
 Jan. 15, 1983.....H.....L, 74-69

ALL-TIME SERIES SCORES

Feb. 26, 1982A.....L, 83-59
 Jan. 23, 1982A.....L, 91-63
 Dec. 18, 1978A.....L, 87-56
 Feb. 23, 1978H.....L, 74-45

MIAMI (OH)

Total: Miami (OH) leads, 19-18
 At Cincinnati: Cincinnati leads, 9-7
 At Miami (OH): Series tied, 7-7
 Neutral: Miami (OH) leads, 5-2
 Dec. 8, 2019H.....W, 98-68
 Dec. 5, 2018A.....L, 78-65
 Nov. 18, 2017H.....W, 73-62
 Nov. 22, 2016A.....W, 49-43
 Dec. 17, 2011A.....L, 74-69
 Jan. 2, 2011H.....L, 65-56
 Dec. 2, 1994A.....L, 68-29
 Dec. 28, 1993H.....W, 67-66
 Dec. 30, 1992A.....L, 58-43
 Dec. 20, 1991H.....L, 73-67
 Dec. 29, 1990A.....L, 78-43
 Dec. 13, 1989H.....W, 65-45
 Dec. 3, 1988A.....W, 60-46
 Dec. 19, 1987H.....W, 68-46
 Dec. 20, 1986A.....L, 78-76(ot)
 Dec. 7, 1985H.....W, 80-73
 Dec. 7, 1984A.....W, 76-66
 Dec. 3, 1983H.....W, 79-64
 Dec. 1, 1982A.....W, 84-83(ot)
 Feb. 6, 1982H.....L, 88-80
 Mar. 8, 1981N.....L, 77-68
 Dec. 10, 1980A.....W, 94-69
 Feb. 29, 1980N.....W, 66-64
 Dec. 12, 1979H.....W, 74-73
 Mar. 1, 1979N.....L, 56-50
 Feb. 13, 1979H.....L, 79-77
 Feb. 1, 1978A.....L, 72-46
 Jan. 7, 1978N.....L, 72-46
 Mar. 4, 1977N.....L, 54-52
 Feb. 1, 1977H.....L, 69-40
 Jan. 8, 1977N.....W, 68-64
 Feb. 3, 1976A.....W, 67-62
 Feb. 5, 1975H.....W, 53-50
 Jan. 27, 1975A.....W, 55-40
 Jan. 22, 1974H.....L, 43-34
 1973N.....L, 48-42
 Feb. 24, 1973H.....L, 49-41

MICHIGAN

Total: Michigan leads, 6-1
 At Cincinnati: Michigan leads, 2-1
 At Michigan: Michigan leads, 4-0
 Dec. 19, 2008A.....L, 65-50
 Nov. 13, 2007H.....L, 55-46
 Nov. 17, 2003A.....L, 73-69
 Nov. 24, 1999A.....L, 67-59
 Dec. 6, 1998H.....L, 66-57
 Dec. 30, 1983A.....L, 76-75
 Dec. 4, 1981H.....W, 93-65

MICHIGAN STATE

Total: Michigan State leads, 7-0
 At Cincinnati: Michigan State leads, 3-0
 At Michigan State: Michigan State leads, 2-0
 Neutral: Michigan State leads, 2-0
 March 15, 2018A.....L, 75-81
 Nov. 27, 2015N.....L, 103-63
 Dec. 4, 2004H.....L, 77-61
 Dec. 29, 2003A.....L, 55-43
 Mar. 18, 2000H.....L, 88-83
 Nov. 25, 1989H.....L, 63-50
 Mar. 10, 1977N.....L, 96-61

MIDDLE TENNESSEE STATE

Total: Cincinnati leads, 5-1
 At Cincinnati: Cincinnati leads, 4-1
 At MTSU: Cincinnati leads, 1-0
 Dec. 29, 2004H.....L, 64-47
 Nov. 30, 2002H.....W, 79-59
 Nov. 24, 2001A.....W, 65-63
 Dec. 29, 1999H.....W, 63-54
 Nov. 25, 1997H.....W, 81-61
 Dec. 29, 1984H.....W, 98-91

MINNESOTA

Total: Cincinnati leads, 1-0
 At Cincinnati: Cincinnati leads, 1-0
 Mar. 24, 2019H.....W, 72-65

MISSISSIPPI STATE

Total: Series tied, 1-1
 At Cincinnati: Cincinnati leads, 1-0
 At MS State: MS State leads, 1-0
 Nov. 22, 2002A.....L, 76-70
 Dec. 29, 2001H.....W, 74-57

MISSISSIPPI VALLEY STATE

Total: Cincinnati leads, 1-0
 At Cincinnati: Cincinnati leads, 1-0
 Nov. 28, 2008H.....W, 66-45

MISSOURI

Total: Missouri leads, 1-0
 At Missouri: Missouri leads, 1-0
 Dec. 1, 1996A.....L, 55-49

MISSOURI - KANSAS CITY

Total: Cincinnati leads, 2-0
 Neutral: Cincinnati leads, 2-0
 Jan. 3, 1994N.....W, 57-50
 Dec. 4, 1993N.....W, 62-59

MOREHEAD STATE

Total: Cincinnati leads, 10-8
 At Cincinnati: Cincinnati leads, 8-3
 At Morehead State: Morehead State leads, 5-2
 Dec. 4, 2013H.....W, 75-44
 Nov. 28, 2012H.....W, 55-45
 Nov. 28, 2012H.....W, 55-45
 Dec. 2, 1997H.....W, 105-77
 Nov. 22, 1996A.....W, 74-63
 Feb. 17, 1993H.....W, 65-60
 Feb. 26, 1992A.....L, 82-74
 Dec. 1, 1990H.....L, 78-59
 Jan. 5, 1989H.....W, 62-50
 Dec. 2, 1989A.....L, 67-47
 Jan. 22, 1987A.....L, 74-56
 Feb. 19, 1986H.....W, 62-44
 Feb. 5, 1985A.....L, 79-76
 Jan. 31, 1984H.....W, 72-65
 Feb. 15, 1983A.....W, 68-62
 Nov. 24, 1979H.....L, 79-51
 Feb. 10, 1978H.....L, 72-57
 Feb. 26, 1977A.....L, 92-74

MORGAN STATE

Total: Cincinnati leads, 1-0
 At Cincinnati: Cincinnati leads, 1-0
 Dec. 1, 2011H.....W, 64-60

MOUNT ST. JOSEPH

Total: Cincinnati leads, 8-5
 At Cincinnati: Cincinnati leads, 2-0
 At Mount St. Joseph: Series tied, 3-3
 Neutral: Cincinnati leads, 1-0
 Feb. 26, 1981H.....W, 93-48
 Jan. 22, 1980A.....W, 78-67
 Jan. 23, 1979H.....W, 64-48
 Jan. 24, 1978A.....W, 69-57
 Jan. 25, 1977H.....L, 66-64
 Feb. 9, 1976H.....W, 70-67
 Jan. 29, 1976A.....L, 47-44
 Jan. 30, 1975H.....W, 78-53
 Feb. 11, 1974N.....W, 50-46
 Feb. 7, 1974A.....W, 48-37
 Feb. 12, 1973H.....L, 44-32
 Jan. 1973A.....L, 41-30
 1972A.....L, 49-39

MOUNT ST. MARY'S

Total: Cincinnati leads, 1-0
 At Cincinnati: Cincinnati leads, 1-0
 Nov. 23, 2010H.....W, 67-47

MURRAY STATE

Total: Cincinnati leads, 1-0
 At Cincinnati: Cincinnati leads, 1-0
 Nov. 28, 2006H.....W, 74-57

MUSKINGUM

Total: Cincinnati leads, 1-0
 Neutral: Cincinnati leads, 1-0
 Mar. 4, 1976N.....W, 61-57

NATIONAL

Total: Cincinnati leads, 1-0
 At Cincinnati: Cincinnati leads, 1-0
 Dec. 14, 1982H.....W, 82-50

NC STATE

Total: NC State leads, 1-0
 Neutral: NC State leads, 1-0
 Nov. 24, 2023N.....L, 45-79

NEBRASKA

Total: Cincinnati leads, 2-1
 At Cincinnati: Cincinnati leads, 2-0
 At Nebraska: Nebraska leads, 1-0
 Dec. 15, 2002A.....L, 65-55
 Dec. 11, 2001H.....W, 81-59
 Jan. 5, 1984H.....W, 92-88

UNC ASHEVILLE

Total: Cincinnati leads, 1-0
 At Cincinnati: Cincinnati leads, 1-0
 Dec. 19, 1997H.....W, 82-54

UNC WILMINGTON

Total: Cincinnati leads, 1-0
 At Cincinnati: Cincinnati leads, 1-0
 Dec. 17, 2000H.....W, 66-63

NORTH CAROLINA A&T

Total: Cincinnati leads, 1-0
 At North Carolina A&T: Cincinnati leads, 1-0
 Dec. 1, 2022A.....W, 78-73

NORTH DAKOTA STATE

Total: North Dakota State leads, 1-0
 At Cincinnati: North Dakota State leads, 1-0
 Jan. 12, 2005H.....L, 75-63

NORTH FLORIDA

Total: Cincinnati leads, 1-0
 At Cincinnati: Cincinnati leads, 1-0
 Nov. 14, 2010H.....W, 61-42

NORTHEASTERN ILLINOIS

Total: Northeastern Illinois leads, 1-0
 At Cincinnati: Northeastern Illinois leads, 1-0
 Dec. 1, 1996H.....L, 56-52

NORTHERN ILLINOIS

Total: NIU leads, 2-1
 At Cincinnati: Cincinnati leads, 1-0
 At NIU: NIU leads, 2-0
 Dec. 1, 2006A.....L, 81-73
 Dec. 8, 1987H.....W, 80-56
 Dec. 13, 1986A.....L, 75-59

NORTHERN KENTUCKY

Total: Northern Kentucky leads, 11-10
 At Cincinnati: Cincinnati leads, 5-4
 At Northern Kentucky: Northern Kentucky leads, 6-5
 Neutral: Northern Kentucky leads, 1-0
 Dec. 21, 2022A.....L, 72-52
 Nov. 25, 2020H.....W, 73-67 (OT)
 Nov. 18, 2015H.....W, 71-68
 Dec. 17, 2014A.....L, 66-52
 Nov. 9, 2013A.....L, 77-61
 Nov. 9, 2012H.....W, 49-31
 Nov. 29, 1986N.....L, 64-63
 Feb. 12, 1985A.....W, 78-74
 Feb. 22, 1984H.....W, 78-67
 Feb. 22, 1983A.....W, 68-63
 Jan. 28, 1981A.....W, 79-74
 Dec. 12, 1981H.....L, 89-85
 Feb. 20, 1979A.....L, 44-43
 Dec. 15, 1979H.....L, 86-53
 Feb. 14, 1978H.....L, 83-50
 Jan. 6, 1978A.....W, 64-60
 Feb. 25, 1977A.....W, 70-66
 Jan. 7, 1977A.....L, 84-65
 Jan. 27, 1976H.....L, 72-38
 Jan. 10, 1976A.....L, 75-49
 Feb. 13, 1975H.....W, 72-69

NOTRE DAME

Total: Notre Dame leads, 9-0
 At Cincinnati: Notre Dame leads, 4-0
 At Notre Dame: Notre Dame leads, 5-0
 Feb. 2, 2013A.....L, 64-42
 Jan. 14, 2012H.....L, 76-50
 Feb. 26, 2011A.....L, 66-48
 Feb. 9, 2010H.....L, 66-50
 Jan. 31, 2009A.....L, 50-66
 Feb. 2, 2008H.....L, 73-41
 Jan. 10, 2007A.....L, 81-70
 Feb. 25, 2006H.....L, 75-66 (OT)
 Feb. 13, 1982A.....L, 58-67

OAKLAND

Total: Cincinnati leads, 2-0
 At Cincinnati: Cincinnati leads, 1-0
 Neutral: Cincinnati leads, 1-0
 Dec. 29, 1983N.....W, 87-69
 Dec. 21, 1981H.....W, 85-80OT

OHIO

Total: Cincinnati leads, 14-9
 At Cincinnati: Cincinnati leads, 10-3
 At Ohio: Ohio leads, 6-4
 Dec. 13, 2022A.....W, 77-44
 Nov. 16, 2021H.....L, 73-62
 Dec. 13, 1999H.....W, 75-74
 Dec. 16, 1996H.....W, 85-66
 Dec. 21, 1995A.....L, 87-67
 Dec. 4, 1994H.....L, 65-59

Dec. 14, 1993A.....L, 56-43
 Dec. 15, 1992H.....W, 72-59
 Dec. 19, 1990H.....W, 61-55
 Dec. 30, 1989A.....L, 60-50
 Nov. 24, 1989H.....L, 55-46
 Jan. 2, 1989H.....W, 62-48
 Jan. 20, 1982H.....W, 83-69
 Feb. 12, 1981A.....W, 79-52
 Jan. 26, 1980H.....W, 73-58
 Feb. 24, 1979A.....L, 61-56
 Feb. 18, 1978H.....W, 83-59
 Feb. 19, 1977A.....W, 76-72
 Feb. 21, 1976H.....W, 81-72
 Mar. 1, 1975A.....L, 71-70
 Feb. 1, 1975A.....L, 74-55
 Jan. 26, 1974H.....W, 38-34
 Jan. 20, 1973A.....W, 49-38

OHIO DOMINICAN

Total: Cincinnati leads, 6-2
 At Cincinnati: Series tied, 2-2
 At Ohio Dominican: Cincinnati leads 2-0
 Neutral: Cincinnati leads, 2-0
 Feb. 7, 1977H.....W, 77-53
 Feb. 4, 1977H.....W, 73-36
 Feb. 7, 1976A.....W, 81-47
 Feb. 28, 1975N.....W, 94-34
 Feb. 10, 1975N.....W, 48-34
 Feb. 8, 1975H.....L, 55-53
 Feb. 16, 1974A.....W, 52-31
 Feb. 17, 1973H.....L, 44-34

OHIO NORTHERN

Total: Cincinnati leads, 1-0
 Neutral: Cincinnati leads, 1-0
 Jan. 28, 1975N.....W, 91-48

OHIO STATE

Total: Ohio State leads, 22-4
 At Cincinnati: Ohio State leads, 6-3
 At Ohio State: Ohio State leads, 12-1
 Neutral: Ohio State leads, 4-0
 Nov. 27, 2021A.....L, 86-50
 Dec. 13, 2019H.....L, 78-73 (OT)
 Dec. 2, 2018A.....L, 69-56
 Dec. 17, 2017H.....L, 76-87
 Dec. 4, 2016A.....L, 80-38
 Dec. 6, 2015H.....L, 105-76
 Dec. 15, 2013H.....W, 64-49
 Nov. 14, 2012A.....L, 78-49
 Mar. 14, 2000A.....L, 61-60
 Dec. 16, 1994A.....L, 82-50
 Dec. 10, 1988H.....W, 64-58
 Dec. 12, 1987A.....L, 72-53
 Nov. 26, 1985H.....L, 98-79
 Nov. 29, 1984A.....L, 78-75
 Dec. 11, 1982A.....L, 83-64
 Dec. 15, 1982H.....W, 71-70
 Mar. 2, 1981N.....L, 65-63
 Jan. 13, 1981A.....W, 69-65
 Mar. 1, 1980N.....L, 69-62
 Jan. 16, 1980H.....L, 80-60
 Jan. 30, 1979A.....L, 85-38
 Jan. 31, 1978H.....L, 84-38
 Feb. 14, 1977A.....L, 71-55
 Mar. 6, 1976N.....L, 66-52
 1973N.....L, 65-23

OHIO STATE - NEWARK

Total: Cincinnati leads, 1-0
 Neutral: Cincinnati leads, 1-0
 1973N.....W, 50-39

OKLAHOMA

Total: Oklahoma leads, 2-0
 At Cincinnati: Oklahoma leads, 1-0
 At Oklahoma: Oklahoma leads, 1-0
 Feb. 20, 2024H.....L, 87-95
 Jan. 6, 2024A.....L, 64-77

OKLAHOMA STATE

Total: Series tied, 1-1
 At Cincinnati: Cincinnati leads, 1-0
 Neutral: Oklahoma State leads, 1-0
 Jan. 24, 2024H.....W, 58-56
 Dec. 2, 1995N.....L, 78-57

OLD DOMINION

Total: Old Dominion leads, 2-1
 At Cincinnati: Old Dominion leads, 1-0
 At Old Dominion: Cincinnati leads, 1-0
 Neutral: Old Dominion leads, 1-0
 Nov. 12, 2018H.....L, 76-72 (ot)
 Dec. 3, 2017A.....W, 54-33
 Nov. 27, 1987N.....L, 59-49

ALL-TIME SERIES SCORES

ORAL ROBERTS

Total: Cincinnati leads, 1-0
At Cincinnati: Cincinnati leads, 1-0
Nov. 22, 1997.....H.....W, 70-42

OREGON

Total: Oregon leads, 1-0
At Oregon: Oregon leads, 1-0
Mar. 12, 1999.....A.....L, 65-56

OREGON STATE

Total: Series tied, 1-1
At Cincinnati: Oregon State leads, 1-0
At Oregon State: Cincinnati leads, 1-0
Dec. 29, 2005.....A.....W, 63-58 (OT)
Dec. 19, 2003.....H.....L, 61-55

PEPPERDINE

Total: Cincinnati leads, 1-0
Neutral: Cincinnati leads, 1-0
Nov. 23, 1985.....N.....W, 80-56

PITTSBURGH

Total: Pittsburgh leads, 11-5
At Cincinnati: Pittsburgh leads, 5-2
At Pittsburgh: Pittsburgh lead, 4-3
Neutral: Pittsburgh leads, 2-0
Dec. 21, 2019.....H.....W, 69-53
Nov. 16, 2018.....A.....L, 65-48
Nov. 21, 2017.....H.....L, 46-66
Feb. 20, 2013.....A.....W, 59-50
Feb. 11, 2012.....H.....W, 62-57
Feb. 1, 2011.....A.....L, 79-48
Feb. 27, 2010.....H.....L, 72-60
Feb. 21, 2009.....A.....L, 68-53
Jan. 12, 2008.....H.....L, 86-61
March 3, 2007.....N.....L, 76-71
Feb. 13, 2007.....A.....L, 55-44
Mar. 4, 2006.....N.....L, 77-62
Feb. 4, 2006.....H.....L, 64-63
Mar. 16, 2000.....A.....W, 76-60
Nov. 28, 1999.....H.....L, 58-55
Dec. 5, 1982.....A.....W, 85-59

PRINCETON

Total: Cincinnati leads, 1-0
Neutral: Cincinnati leads, 1-0
Dec. 2, 2006.....N.....W, 66-55

PROVIDENCE

Total: Series tied, 4-4
At Cincinnati: Series tied, 2-2
At Providence: Series tied, 2-2
Feb. 23, 2012.....H.....W, 64-45
Feb. 7, 2012.....A.....W, 60-56
Feb. 19, 2011.....H.....L, 57-43
Feb. 16, 2010.....A.....L, 59-44
Feb. 3, 2009.....H.....L, 82-71
Mar. 3, 2008.....A.....W, 66-59
Feb. 6, 2007.....H.....W, 74-61
Jan. 7, 2006.....A.....L, 58-57

PURDUE

Total: Cincinnati leads, 2-1
At Cincinnati: Cincinnati leads, 2-0
At Purdue: Purdue leads, 1-0
Dec. 13, 1980.....H.....W, 73-67
Jan. 18, 1975.....A.....L, 81-67
Feb. 9, 1974.....H.....W, 64-62

QUINNIPIAC

Total: Cincinnati leads, 1-0
At Cincinnati: Cincinnati leads, 1-0
Nov. 23, 1998.....H.....W, 73-38

RADFORD

Total: Cincinnati leads, 2-0
At Cincinnati: Cincinnati leads, 2-0
Nov. 13, 2022.....H.....W, 62-53
Dec. 16, 2000.....H.....W, 79-51

RICE

Total: Series tied, 1-1
At Cincinnati: Series tied, 1-1
Dec. 19, 2002.....H.....W, 68-54
Nov. 25, 1994.....H.....L, 58-49

RIDER

Total: Cincinnati leads, 1-0
At Cincinnati: Cincinnati leads, 1-0
Nov. 25, 2000.....H.....W, 74-56

ROBERT MORRIS

Total: Cincinnati leads, 2-0
At Cincinnati: Cincinnati leads, 2-0
Nov. 21, 2010.....H.....W, 65-50
Nov. 20, 2001.....H.....W, 71-29

RUTGERS

Total: Rutgers leads, 11-1
At Cincinnati: Rutgers leads, 4-1
At Rutgers: Rutgers leads, 6-0
Neutral: Rutgers leads, 1-0
Feb. 4, 2014.....A.....L, 58-53
Jan. 7, 2014.....H.....L, 78-58
Mar. 2, 2013.....H.....W, 56-48
Feb. 9, 2013.....A.....L, 55-46
Jan. 7, 2012.....A.....L, 58-47
Jan. 15, 2011.....H.....L, 55-44
Mar. 6, 2010.....N.....L, 70-44
Jan. 16, 2010.....A.....L, 44-33
Feb. 24, 2009.....A.....L, 71-52
Jan. 22, 2008.....H.....L, 71-41
Feb. 3, 2007.....A.....L, 85-43
Jan. 3, 2006.....H.....L, 64-51

SACRED HEART

Total: Cincinnati leads, 1-0
At Cincinnati: Cincinnati leads, 1-0
Dec. 18, 2001.....H.....W, 75-42

SAINT LOUIS

Total: Cincinnati leads, 26-5
At Cincinnati: Cincinnati leads, 13-01
At Saint Louis: Cincinnati leads, 10-4
Neutral: Cincinnati leads, 3-0
Nov. 10, 2019.....H.....L, 50-60
Nov. 18, 2018.....A.....W, 51-50
Jan. 28, 2005.....A.....L, 49-47
Jan. 18, 2004.....H.....W, 66-62
Mar. 2, 2003.....A.....L, 69-63
Feb. 8, 2002.....H.....W, 56-55
Feb. 18, 2001.....A.....W, 70-67
Jan. 19, 2001.....H.....W, 79-61
Feb. 5, 2000.....A.....W, 55-54
Jan. 22, 2000.....H.....W, 61-56
Feb. 27, 1999.....N.....W, 76-73
Feb. 21, 1999.....A.....L, 77-74(OT)
Jan. 16, 1999.....H.....W, 70-58
Feb. 20, 1998.....H.....W, 79-73
Jan. 18, 1998.....A.....W, 70-56
Jan. 19, 1997.....H.....W, 71-56
Jan. 3, 1997.....A.....W, 72-70
Jan. 16, 1996.....A.....W, 66-64
Jan. 14, 1996.....H.....W, 70-35
Feb. 17, 1995.....A.....W, 76-68
Jan. 27, 1995.....H.....W, 89-77
Feb. 5, 1994.....H.....W, 84-67
Jan. 15, 1994.....A.....W, 71-53
Mar. 11, 1993.....H.....W, 79-39
Feb. 6, 1993.....A.....L, 71-60
Jan. 16, 1993.....H.....W, 87-62
Feb. 8, 1992.....H.....W, 78-52
Jan. 18, 1992.....A.....W, 73-44
Feb. 25, 1982.....N.....W, 87-68
Feb. 6, 1981.....N.....W, 95-70
Dec. 16, 1978.....A.....W, 67-64

SAN JOSE STATE

Total: San Jose State leads, 1-0
Neutral: San Jose State leads, 1-0
Nov. 29, 2014.....N.....L, 79-64

SAVANNAH STATE

Total: Cincinnati leads, 1-0
At Cincinnati: Cincinnati leads, 1-0
Nov. 29, 2008.....H.....W, 64-34

SETON HALL

Total: Seton Hall leads, 5-4
At Cincinnati: Seton Hall leads, 3-1
At Seton Hall: Cincinnati leads, 3-1
Neutral: Seton Hall leads, 1-0
Mar. 8, 2013.....N.....L, 60-55
Jan. 9, 2013.....H.....L, 64-56
Feb. 18, 2012.....A.....W, 54-48
Feb. 12, 2011.....H.....L, 51-44
Jan. 23, 2010.....A.....W, 64-47
Jan. 17, 2009.....H.....W, 72-62
Jan. 5, 2008.....A.....L, 54-43
Jan. 20, 2007.....H.....L, 58-57
Feb. 1, 2006.....A.....W, 77-58

SIENA

Total: Cincinnati leads, 1-0
At Cincinnati: Cincinnati leads, 1-0
Dec. 21, 2023.....H.....W, 71-51

SLIPPERY ROCK

Total: Tied, 1-1
At Cincinnati: Cincinnati leads, 1-0
Neutral: Slippery Rock leads, 1-0
Nov. 13, 2017.....H.....W, 85-52
Dec. 2, 1978.....N.....L, 69-48

SMU

Total: Tied, 6-6
At Cincinnati: Tied, 3-3
At SMU: Tied, 3-3
Jan. 10, 2023.....A.....L, 55-44
Feb. 9, 2022.....H.....L, 71-66
Feb. 8, 2020.....A.....W, 73-58
Jan. 6, 2019.....H.....W, 69-57
Jan. 24, 2018.....A.....W, 58-40
Jan. 17, 2017.....H.....W, 67-65
Dec. 31, 2016.....A.....L, 64-47
Jan. 27, 2016.....H.....L, 73-55
Feb. 28, 2015.....A.....W, 56-46
Jan. 28, 2014.....A.....L, 66-47
Jan. 1, 2014.....H.....L, 54-43
Nov. 23, 1979.....H.....W, 61-53

SOUTH ALABAMA

Total: Cincinnati leads, 1-0
Neutral: Cincinnati leads, 1-0
Nov. 27, 1981.....N.....W, 81-65

SOUTH CAROLINA

Total: South Carolina leads, 19-1
At Cincinnati: South Carolina leads, 7-1
At South Carolina: South Carolina leads, 10-0
Neutral: South Carolina leads, 2-0
Mar. 18, 2002.....A.....L, 75-56
Feb. 11, 1991.....H.....L, 81-58
Jan. 14, 1991.....A.....L, 53-47
Jan. 10, 1990.....H.....L, 64-46
Jan. 13, 1990.....A.....L, 81-41
Mar. 4, 1989.....N.....L, 63-60
Feb. 13, 1989.....A.....L, 58-48
Jan. 16, 1989.....H.....L, 63-61
Feb. 8, 1988.....A.....L, 55-53
Jan. 11, 1988.....H.....L, 71-44
Mar. 7, 1987.....N.....L, 77-46
Feb. 7, 1987.....H.....L, 69-60
Jan. 9, 1987.....A.....L, 86-57
Mar. 3, 1986.....A.....L, 61-48
Feb. 10, 1986.....H.....L, 80-56
Jan. 25, 1986.....A.....L, 67-63
Feb. 9, 1985.....A.....L, 80-65
Jan. 24, 1985.....H.....L, 78-77
Feb. 12, 1984.....A.....L, 112-102
Jan. 17, 1984.....H.....W, 80-77

SOUTH DAKOTA STATE

Total: Cincinnati leads, 1-0
Neutral: Cincinnati leads, 1-0
Nov. 24, 2011.....N.....W, 55-22

SOUTHERN ILLINOIS

Total: Southern Illinois leads, 1-0
At Southern Illinois: SIU leads, 1-0
Dec. 2, 1978.....A.....L, 66-58

SOUTHERN INDIANA

Total: Cincinnati leads, 2-0
At Cincinnati: Cincinnati leads, 1-0
At Southern Indiana: Cincinnati leads, 1-0
Dec. 17, 2023.....A.....W, 58-56
Dec. 18, 2022.....H.....W, 99-57

SOUTHERN MISS

Total: Southern Miss leads, 13-12
At Cincinnati: Cincinnati leads, 7-6
At Southern Miss: Southern Miss leads, 7-4
Neutral: Cincinnati leads, 1-0
Feb. 20, 2005.....H.....W, 66-57
Feb. 13, 2004.....A.....W, 77-64
Mar. 7, 2003.....N.....W, 61-42
Jan. 31, 2003.....H.....W, 63-51
Feb. 3, 2002.....A.....W, 65-56
Jan. 26, 2001.....A.....L, 81-71
Jan. 16, 2000.....H.....L, 58-56
Jan. 29, 1999.....A.....W, 79-70 (OT)
Jan. 31, 1998.....H.....W, 83-66
Jan. 24, 1997.....H.....W, 61-59
Jan. 19, 1996.....A.....L, 67-55
Feb. 2, 1991.....A.....L, 73-58
Jan. 5, 1991.....H.....L, 76-55
Mar. 8, 1990.....H.....L, 84-39
Feb. 5, 1990.....A.....L, 79-48
Jan. 8, 1990.....H.....L, 64-53
Feb. 25, 1989.....H.....L, 66-57
Jan. 28, 1989.....A.....L, 73-60
Mar. 5, 1988.....A.....W, 53-44
Feb. 1, 1988.....H.....W, 54-46
Feb. 2, 1987.....A.....L, 71-59
Jan. 5, 1987.....H.....W, 74-63
Jan. 6, 1986.....H.....W, 89-74
Jan. 7, 1985.....A.....L, 86-72
Feb. 17, 1984.....H.....L, 84-75

SOUTHEASTERN LOUISIANA

Total: Cincinnati leads, 1-0
At Cincinnati: Cincinnati leads, 1-0
Nov. 15, 2017.....H.....W, 82-43

SOUTHEAST MISSOURI

Total: Cincinnati leads, 2-0
At Cincinnati: Cincinnati leads, 1-0
At SEMO: Cincinnati leads, 1-0
Nov. 30, 2017.....H.....W, 65-52
Nov. 11, 2016.....A.....W, 83-75

SOUTHWEST BAPTIST

Total: Cincinnati leads, 1-0
At Cincinnati: Cincinnati leads, 1-0
Nov. 12, 2010.....H.....W, 55-40

ST. BONAVENTURE

Total: Cincinnati leads, 1-0
At Cincinnati: Cincinnati leads, 1-0
Nov. 17, 2000.....H.....W, 97-75

ST. FRANCIS (PA.)

Total: Cincinnati leads, 5-1
At Cincinnati: Cincinnati leads, 5-1
Nov. 27, 2017.....H.....L, 73-77
Nov. 14, 2015.....H.....W, 93-86
Dec. 30, 2008.....H.....W, 75-65
Nov. 22, 2006.....H.....W, 83-51
Nov. 19, 2005.....H.....W, 74-39
Nov. 28, 2001.....H.....W, 76-49

ST. JOHN'S

Total: St. John's leads 7-1
At Cincinnati: St. John's leads, 3-1
At St. John's: St. John's leads, 4-0
Feb. 17, 2013.....A.....L, 75-46
Jan. 21, 2012.....H.....L, 51-34
Jan. 18, 2011.....A.....L, 63-34
Jan. 10, 2010.....H.....W, 70-60
Feb. 8, 2009.....A.....L, 60-53
Mar. 1, 2008.....H.....L, 49-47
Feb. 17, 2007.....A.....L, 72-66
Jan. 18, 2006.....H.....L, 88-80

ST. PETER'S

Total: Cincinnati leads, 1-0
Neutral: Cincinnati leads, 1-0
Mar. 16, 2002.....N.....W, 76-63(ot)

STETSON

Total: Cincinnati leads, 1-0
At Cincinnati: Cincinnati leads, 1-0
Dec. 17, 1987.....H.....W, 61-50

SYRACUSE

Total: Series tied, 5-5
At Cincinnati: Syracuse leads, 4-1
At Syracuse: Cincinnati leads, 3-1
Neutral: Cincinnati leads, 1-0
Feb. 5, 2013.....H.....L, 72-48
Jan. 28, 2012.....A.....W, 55-54
Feb. 22, 2011.....H.....L, 55-53
Feb. 13, 2010.....A.....W, 66-62
Jan. 10, 2009.....H.....L, 71-70
Feb. 23, 2008.....A.....L, 66-56
Feb. 26, 2007.....H.....W, 59-54
Jan. 21, 2006.....A.....W, 59-43
Jan. 8, 2002.....H.....L, 70-68
Dec. 29, 1982.....N.....W, 75-70

TEMPLE

Total: Temple leads, 11-7
At Cincinnati: Temple leads, 5-3
At Temple: Temple leads, 6-4
Feb. 11, 2023.....A.....W, 74-66 (OT)
Jan. 7, 2023.....H.....L, 77-73
Jan. 26, 2022.....A.....L, 68-64
Jan. 8, 2022.....H.....L, 75-68
Feb. 3, 2021.....H.....L, 69-53
Jan. 13, 2021.....A.....W, 71-65
Jan. 26, 2020.....H.....W, 86-81
Feb. 17, 2019.....A.....L, 78-70
Jan. 16, 2019.....H.....W, 72-52
Feb. 21, 2018.....A.....W, 70-52
Jan. 13, 2018.....H.....W, 80-72
Feb. 25, 2017.....A.....L, 88-64
Feb. 9, 2016.....H.....L, 74-49
Jan. 10, 2016.....A.....L, 74-51
Jan. 20, 2015.....A.....L, 83-50
Jan. 3, 2015.....A.....L, 81-64
Feb. 15, 2014.....A.....W, 55-53
Jan. 18, 2014.....H.....L, 58-47

ALL-TIME SERIES SCORES

TENNESSEE
 Total: Cincinnati leads, 1-0
 At Tennessee: Cincinnati leads, 1-0
 Nov. 26, 1984.....A.....W, 72-69

TENNESSEE-MARTIN
 Total: UT Martin leads, 2-1
 At Cincinnati: Series tied, 1-1
 At Tennessee Martin: Tennessee Martin leads 1-0
 Dec. 18, 2015.....H.....L, 63-57
 Nov 19, 2014.....A.....L, 62-61
 Dec. 20, 1997.....H.....W, 76-59

TENNESSEE STATE
 Total: Cincinnati leads, 2-0
 At Cincinnati: Cincinnati leads, 2-0
 Dec. 1, 2023.....H.....W, 76-52
 Jan. 17, 1985.....H.....W, 79-72

TENNESSEE TECH
 Total: Cincinnati leads, 4-3
 At Cincinnati: Cincinnati leads, 4-0
 At Tennessee Tech: Tennessee Tech leads, 1-0
 Neutral: Tennessee Tech leads, 2-0
 Nov. 10, 2022.....H.....W, 68-57
 Dec. 2, 2016.....H.....W, 60-38
 Jan. 21, 2007.....H.....W, 86-70
 Jan. 18, 1993.....A.....L, 93-71
 Dec. 14, 1991.....H.....W, 69-65
 Nov. 28, 1981.....N.....L, 79-71
 Mar. 14, 1981.....N.....L, 81-80

TCU
 Total: TCU leads, 5-2
 At Cincinnati: TCU leads, 2-1
 At TCU: TCU leads, 3-0
 Neutral: TCU leads, 1-0
 Feb. 17, 2024.....H.....L, 72-79
 Mar. 31, 2019.....A.....L, 69-55
 Jan. 23, 2005.....H.....L, 68-51
 Jan. 25, 2004.....A.....L, 73-57
 Mar. 9, 2003.....N.....L, 85-76 (OT)
 Jan. 17, 2003.....H.....W, 68-61
 Jan. 18, 2002.....A.....L, 73-57

TEXAS
 Total: Texas leads, 2-0
 At Texas: Texas leads, 1-0
 Neutral: Texas leads, 1-0
 Jan. 27, 2024.....A.....L, 50-67
 Dec. 28, 2010.....N.....L, 80-77

TEXAS A&M
 Total: Texas A&M leads, 1-0
 At Texas A&M: Texas A&M leads, 1-0
 Dec. 5, 1993.....A.....L, 74-46

TEXAS-ARLINGTON
 Total: Cincinnati leads, 3-0
 At Cincinnati: Cincinnati leads, 2-0
 Neutral: Cincinnati leads, 1-0
 Nov. 25, 2022.....N.....W, 72-58
 Dec. 14, 2005.....H.....W, 73-61
 Nov. 26, 1991.....H.....W, 79-71

TEXAS TECH
 Total: Cincinnati leads, 2-0
 At Cincinnati: Cincinnati leads, 1-0
 At Texas Tech: Cincinnati leads, 1-0
 Feb. 24, 2024.....A.....W, 68-56
 Feb. 3, 2024.....H.....W, 74-56

TOLEDO
 Total: Cincinnati leads, 9-4
 At Cincinnati: Cincinnati leads, 5-1
 At Toledo: Toledo leads, 3-2
 Neutral: Cincinnati leads, 2-0
 Nov. 19, 2023.....A.....W, 71-60
 Nov. 16, 2022.....H.....L, 74-71 (OT)
 Mar. 19, 2012.....A.....L, 72-51
 Nov. 23, 2008.....H.....W, 60-59
 Dec. 20, 2005.....H.....W, 70-60
 Nov. 19, 2004.....A.....L, 62-57
 Jan. 4, 2003.....H.....W, 64-57
 Mar. 13, 1998.....A.....L, 76-62
 Dec. 30, 1982.....N.....W, 76-65
 Mar. 6, 1981.....N.....W, 67-50
 Mar. 2, 1981.....H.....W, 67-50
 Jan. 19, 1980.....A.....W, 79-55
 Jan. 13, 1979.....H.....W, 82-36

TROY STATE
 Total: Cincinnati leads, 1-0
 At Cincinnati: Cincinnati leads, 1-0
 Dec. 15, 2001.....H.....W, 92-49

TULANE
 Total: Tulane leads, 21-20
 At Cincinnati: Cincinnati leads, 9-7
 At Tulane: Tulane leads, 10-8
 Neutral: Tied, 3-3
 March 6, 2023.....N.....L, 61-52
 Feb. 18, 2023.....H.....L, 65-54
 Feb. 4, 2023.....A.....W, 53-50
 Feb. 13, 2022.....A.....L, 80-56
 Feb. 7, 2021.....A.....L, 61-59
 Jan. 9, 2021.....H.....L, 68-49
 Feb. 23, 2020.....H.....W, 87-63
 Jan. 18, 2020.....A.....L, 64-59
 Mar. 4, 2019.....A.....W, 80-65
 Feb. 10, 2018.....H.....W, 83-52
 Feb. 15, 2017.....A.....L, 62-51
 Jan. 28, 2017.....H.....L, 74-68 (ot)
 Feb. 29, 2016.....A.....L, 70-51
 Dec. 28, 2014.....H.....L, 60-50
 Feb. 18, 2005.....H.....W, 55-41
 Feb. 15, 2004.....A.....L, 61-50
 Feb. 2, 2003.....H.....L, 62-53
 Mar. 4, 2002.....N.....W, 68-56
 Feb. 1, 2002.....A.....W, 76-50
 Mar. 5, 2001.....A.....L, 63-50
 Jan. 28, 2001.....A.....L, 83-74
 Mar. 4, 2000.....N.....L, 91-78
 Jan. 14, 2000.....H.....W, 70-59
 Mar. 1, 1999.....A.....L, 58-44
 Jan. 30, 1999.....A.....W, 70-51
 Feb. 28, 1998.....N.....W, 77-62
 Feb. 2, 1998.....H.....L, 82-78(ot)
 Jan. 26, 1997.....H.....L, 79-67
 Jan. 21, 1996.....A.....L, 73-64
 Feb. 4, 1991.....A.....L, 79-59
 Jan. 7, 1991.....H.....W, 72-64
 Feb. 17, 1990.....H.....W, 61-53
 Jan. 30, 1990.....A.....W, 56-52
 Jan. 4, 1986.....H.....W, 87-68
 Jan. 5, 1985.....A.....W, 80-67(ot)
 Jan. 9, 1984.....H.....W, 83-59
 Mar. 6, 1983.....N.....W, 82-58
 Jan. 30, 1982.....H.....W, 81-59
 Feb. 8, 1981.....A.....W, 93-70
 Dec. 17, 1979.....N.....L, 65-56

TULSA
 Total: Cincinnati leads, 8-7
 At Cincinnati: Tied, 4-4
 At Tulsa: Tied, 3-3
 Neutral: Cincinnati leads, 1-0
 Feb. 1, 2023.....A.....L, 64-50
 Jan. 29, 2022.....H.....W, 66-60
 Feb. 27, 2021.....A.....W, 71-58
 Jan. 6, 2021.....H.....L, 62-57
 Feb. 12, 2020.....H.....W, 78-53
 Feb. 20, 2019.....H.....W, 74-47
 Jan. 19, 2019.....A.....W, 70-50
 March 4, 2018.....H.....W, 66-65
 Feb. 17, 2018.....N.....W, 78-41
 Jan. 6, 2018.....A.....L, 51-64
 Feb. 27, 2017.....H.....L, 78-61
 Feb. 27, 2016.....H.....L, 76-63
 Jan. 13, 2016.....A.....W, 55-53
 Mar. 2, 2015.....H.....L, 71-58
 Dec. 31, 2014.....A.....L, 74-52

UAB
 Total: UAB leads, 14-7
 At Cincinnati: UAB leads, 5-4
 At UAB: UAB leads, 7-2
 Neutral: UAB leads, 2-1
 Feb. 6, 1992.....A.....L, 69-64
 Mar. 7, 1992.....H.....L, 76-60
 Feb. 4, 1993.....H.....W, 76-75
 Mar. 6, 1993.....A.....L, 91-62
 Feb. 3, 1994.....A.....L, 72-60
 Mar. 5, 1994.....H.....L, 83-62
 Mar. 11, 1994.....N.....L, 74-61
 Jan. 20, 1995.....A.....L, 76-61
 Feb. 10, 1995.....H.....L, 75-59
 Mar. 9, 1995.....N.....L, 47-32
 Jan. 28, 1996.....H.....L, 72-62
 Feb. 2, 1997.....A.....L, 68-64
 Jan. 23, 1998.....H.....W, 86-67
 Jan. 21, 1999.....A.....W, 51-42
 Jan. 30, 2000.....A.....L, 76-62
 Feb. 2, 2001.....H.....L, 61-58
 Mar. 3, 2001.....N.....W, 76-56
 Jan. 25, 2002.....H.....W, 78-35
 Jan. 26, 2003.....A.....W, 63-60
 Feb. 8, 2004.....H.....W, 69-58
 Jan. 7, 2005.....A.....L, 63-45

UCF
 Total: Series tied, 13-13

At Cincinnati: Cincinnati leads, 6-4
 At UCF: UCF leads, 7-3
 Neutral: Cincinnati leads, 4-2
 Mar. 7, 2024.....N.....W, 67-62
 Feb. 7, 2024.....A.....W, 67-61
 Jan. 6, 2024.....H.....W, 64-63
 Feb. 25, 2023.....A.....L, 64-54 (OT)
 Feb. 8, 2023.....H.....L, 60-57
 Feb. 26, 2022.....A.....L, 74-39
 Jan. 22, 2022.....H.....W, 61-57
 March 9, 2021.....N.....L, 53-43
 Feb. 13, 2021.....H.....L, 70-51
 Jan. 17, 2021.....A.....L, 57-41
 March 8, 2020.....N.....W, 57-51
 Feb. 15, 2020.....A.....L, 49-42
 Jan. 12, 2020.....H.....W, 81-64
 Mar. 10, 2019.....N.....L, 66-58
 Jan. 13, 2019.....A.....L, 56-55
 Jan. 30, 2018.....H.....L, 38-50
 Jan. 24, 2017.....A.....L, 64-44
 Jan. 4, 2017.....H.....W, 63-57
 Jan. 16, 2016.....H.....L, 80-60
 Jan. 2, 2016.....A.....W, 68-50
 Mar. 6, 2015.....N.....W, 76-66
 Feb. 14, 2015.....A.....L, 66-51
 Jan. 10, 2015.....H.....W, 70-54
 Mar. 7, 2014.....N.....W, 54-52
 Feb. 22, 2014.....A.....W, 50-49
 Jan. 25, 2014.....H.....W, 47-37

UCLA
 Total: Series tied, 1-1
 At Cincinnati: Cincinnati leads, 1-0
 At UCLA: UCLA leads, 1-0
 Dec. 2, 2014.....A.....L, 66-58
 Nov. 26, 1988.....H.....W, 59-57

UCONN
 Total: Connecticut leads, 24-0
 At Cincinnati: UConn leads, 9-0
 At Connecticut: UConn leads, 11-0
 Neutral: UConn leads, 4-0
 March 9, 2020.....N.....L, 87-53
 Feb. 26, 2020.....H.....L, 105-58
 Jan. 30, 2020.....A.....L, 80-50
 Feb. 2, 2019.....H.....L, 65-55
 Jan. 9, 2019.....A.....L, 82-38
 March 5, 2018.....N.....L, 21-75
 Feb. 4, 2018.....A.....L, 65-106
 Feb. 7, 2017.....H.....L, 96-49
 Feb. 17, 2016.....A.....L, 88-34
 Dec. 30, 2015.....H.....L, 107-45
 Mar. 7, 2015.....N.....L, 93-34
 Feb. 3, 2015.....A.....L, 96-36
 Jan. 25, 2015.....H.....L, 96-31
 Mar. 1, 2014.....N.....L, 72-42
 Feb. 1, 2014.....H.....L, 86-29
 Dec. 29, 2013.....A.....L, 67-34
 Jan. 26, 2013.....H.....L, 67-31
 Jan. 19, 2012.....A.....L, 80-37
 Jan. 29, 2011.....H.....L, 80-46
 Jan. 7, 2010.....A.....L, 83-51
 Jan. 24, 2009.....H.....L, 65-34
 Jan. 19, 2008.....A.....L, 86-49
 Jan. 30, 2007.....H.....L, 70-60
 Dec. 12, 2006.....A.....L, 92-71

USF
 Total: USF leads, 23-16
 At Cincinnati: USF Leads, 10-7
 At USF: USF leads, 12-6
 Neutral: Cincinnati leads, 3-1
 March 1, 2023.....H.....L, 85-55
 Feb. 16, 2022.....A.....L, 54-45
 Jan. 5, 2022.....H.....L, 61-46
 Feb. 17, 2021.....A.....L, 69-65 (OT)
 Dec. 22, 2020.....H.....L, 73-61
 Feb. 2, 2020.....H.....W, 60-55
 Jan. 5, 2020.....A.....L, 76-68
 Mar. 2, 2019.....H.....W, 57-43
 Jan. 30, 2019.....A.....W, 57-56
 Feb. 24, 2018.....A.....L, 65-84
 Jan. 3, 2018.....H.....L, 46-69
 Feb. 1, 2017.....A.....L, 72-52
 Feb. 12, 2016.....H.....L, 78-51
 Feb. 3, 2016.....A.....L, 82-49
 Feb. 24, 2015.....H.....L, 74-44
 Feb. 7, 2015.....A.....L, 75-36
 Feb. 19, 2014.....H.....L, 62-43
 Jan. 21, 2014.....A.....L, 57-48
 Jan. 15, 2013.....A.....L, 77-44
 Jan. 3, 2012.....H.....L, 58-55
 Jan. 5, 2011.....A.....W, 57-56
 Mar. 5, 2010.....N.....W, 63-51
 Jan. 30, 2010.....H.....L, 64-47
 Mar. 7, 2009.....N.....L, 68-58

Feb. 28, 2009.....A.....L, 84-78
 Feb. 9, 2008.....H.....W, 74-67
 Jan. 6, 2007.....A.....L, 67-49
 Jan. 15, 2006.....H.....W, 89-87
 Jan. 9, 2005.....A.....L, 74-56
 Mar. 4, 2004.....N.....W, 71-68
 Feb. 6, 2004.....H.....L, 66-64OT
 Jan. 24, 2003.....A.....W, 72-37
 Jan. 27, 2002.....H.....W, 92-47
 Mar. 2, 2001.....N.....W, 60-41
 Jan. 7, 2001.....A.....W, 66-52
 Feb. 20, 2000.....H.....W, 84-62
 Jan. 8, 1999.....H.....W, 84-55
 Jan. 11, 1998.....A.....L, 76-72OT
 Jan. 31, 1997.....A.....W, 74-68
 Feb. 23, 1996.....A.....W, 76-55
 Jan. 26, 1996.....H.....W, 65-51

UTAH
 Total: Tied, 1-1
 At Cincinnati: Cincinnati leads 1-0
 At Utah: Utah leads 1-0
 Nov. 19, 2021.....A.....L, 78-45
 Nov. 5, 2019.....H.....W, 68-62

VALPARAISO
 Total: Cincinnati leads, 3-0
 At Cincinnati: Cincinnati leads, 2-0
 At Valparaiso: Cincinnati leads, 1-0
 Nov. 28, 2010.....A.....W, 65-51
 Dec. 21, 2009.....H.....W, 62-50
 Nov. 16, 2007.....H.....W, 96-69

VCU
 Total: Cincinnati leads, 2-0
 At Cincinnati: Cincinnati leads, 1-0
 Dec. 5, 2019.....A.....W, 58-56
 Dec. 7, 2018.....H.....W, 66-54

VILLANOVA
 Total: Villanova leads, 6-2
 At Cincinnati: Tied, 2-2
 At Villanova: Villanova leads, 4-0
 Jan. 6, 2013.....H.....L, 54-51
 Jan. 24, 2012.....A.....L, 62-53
 Feb. 15, 2011.....A.....L, 64-44
 Feb. 20, 2010.....H.....L, 60-57
 Jan. 3, 2009.....H.....W, 61-54
 Feb. 16, 2008.....A.....L, 69-50
 Feb. 20, 2007.....H.....W, 60-50
 Feb. 11, 2006.....A.....L, 64-40

VIRGINIA TECH
 Series: Virginia Tech leads, 12-11
 At Cincinnati: Cincinnati leads, 7-4
 At Virginia Tech: Virginia Tech leads, 8-3
 Neutral: Cincinnati leads, 1-0
 Dec. 28, 2011.....A.....W, 66-55
 Feb. 23, 1991.....A.....L, 55-52
 Jan. 26, 1991.....H.....L, 74-59
 Feb. 24, 1990.....A.....L, 72-59
 Jan. 27, 1990.....H.....L, 56-42
 Feb. 6, 1989.....H.....W, 66-50
 Jan. 9, 1989.....A.....L, 52-49
 Feb. 13, 1988.....H.....W, 74-62
 Jan. 18, 1988.....A.....W, 50-47 (OT)
 Feb. 21, 1987.....A.....L, 77-68 (OT)
 Jan. 24, 1987.....H.....L, 85-55
 Feb. 8, 1986.....H.....W, 86-68
 Jan. 27, 1986.....A.....L, 81-71
 Feb. 7, 1985.....A.....L, 86-74
 Jan. 26, 1985.....H.....W, 90-79
 Feb. 10, 1984.....A.....L, 105-93
 Jan. 28, 1984.....H.....L, 92-86
 Feb. 11, 1984.....H.....W, 81-58
 Jan. 29, 1983.....A.....L, 86-63
 Jan. 31, 1982.....H.....W, 86-81
 Jan. 17, 1981.....H.....W, 78-58
 Feb. 24, 1980.....A.....W, 54-53
 Dec. 18, 1979.....N.....W, 68-58

WASHINGTON
 Total: Washington leads, 1-0
 At Washington: Washington leads, 1-0
 Dec. 20, 1993.....A.....L, 91-62

WEST VIRGINIA
 Total: WVU leads, 9-5
 At Cincinnati: WVU leads, 4-3
 At WVU: WVU leads, 4-1
 Neutral: Series tied, 1-1
 Mar. 8, 2024.....N.....L, 55-70
 Jan. 20, 2024.....H.....L, 43-72
 Jan. 3, 2024.....A.....L, 53-68
 Feb. 25, 2012.....H.....L, 66-62
 Jan. 8, 2011.....A.....L, 72-44

ALL-TIME SERIES SCORES

Feb. 23, 2010.....H.....L, 64-43
Jan. 7, 2009.....A.....W, 61-55
Feb. 19, 2008.....H.....L, 82-63
Feb. 24, 2007.....A.....L, 61-49
Feb. 15, 2006.....H.....W, 56-46
Jan. 19, 1983.....H.....W, 76-63
Dec. 15, 1981.....A.....L, 58-56
Jan. 30, 1980.....H.....W, 79-63
1977-78.....N.....W, 65-60

WESTERN CAROLINA

Total: Cincinnati leads, 3-0
At Cincinnati: Cincinnati leads, 1-0
Neutral: Cincinnati leads 2-0
Nov. 23, 2021.....H.....W, 46-45
Nov. 24, 2009.....N.....W, 67-54
Dec. 7, 1991.....N.....W, 66-53

WESTERN ILLINOIS

Total: Cincinnati leads, 2-1
At Cincinnati: Cincinnati leads, 1-0
At Western Illinois: Cincinnati leads, 1-0
Neutral: Western Illinois leads, 1-0
Dec. 7, 1997.....H.....W, 65-45
Feb. 18, 1997.....A.....W, 79-74
Feb. 10, 1979.....N.....L, 76-55

WESTERN KENTUCKY

Total: WKU leads, 6-1
At Cincinnati: Tied, 1-1
At WKU: WKU leads, 5-0
Mar. 19, 2004.....A.....L, 80-78(ot)
Feb. 15, 1987.....A.....L, 94-56
Dec. 29, 1985.....H.....L, 83-47
Feb. 27, 1985.....A.....L, 122-72
Feb. 19, 1984.....H.....W, 85-74
Feb. 1, 1983.....A.....L, 77-66
Feb. 4, 1978.....A.....L, 58-55

WESTERN MICHIGAN

Total: Series tied, 1-1
At Cincinnati: Western Michigan leads, 1-0
At Western Michigan: Cincinnati leads, 1-0
Dec. 18, 1988.....A.....W, 51-47
Dec. 6, 1986.....H.....L, 86-59

WICHITA STATE

Total: Cincinnati leads, 5-4
At Cincinnati: Wichita State leads, 3-1
At Wichita State: Cincinnati leads, 3-1
Neutral: Cincinnati leads, 1-0
Jan. 28, 2023.....H.....L, 69-50
Dec. 30, 2022.....A.....L, 61-49
Jan. 13, 2022.....H.....L, 76-66
Jan. 27, 2021.....H.....L, 60-52
Jan. 2, 2021.....A.....W, 65-59
Feb. 29, 2020.....A.....W, 75-54
Feb. 10, 2019.....H.....W, 82-54
Feb. 7, 2018.....A.....W, 75-69
Dec. 9, 1983.....N.....W, 76-58

WILMINGTON (OH)

Total: Cincinnati leads, 6-0
At Cincinnati: Cincinnati leads, 4-0
At Wilmington: Cincinnati leads, 2-0
Feb. 15, 1977.....H.....W, 84-32
Feb. 14, 1976.....A.....W, 99-18
Feb. 20, 1975.....H.....W, 70-17
Feb. 2, 1974.....A.....W, 43-16
1972.....H.....W, 46-30
1972.....H.....W, 47-35

WISCONSIN

Total: Wisconsin leads, 2-0
Neutral: Wisconsin leads, 2-0
Nov. 28, 1986.....N.....L, 73-68 (OT)
Dec. 4, 1976.....N.....L, 65-61

WISCONSIN-GREEN BAY

Total: Cincinnati leads, 2-1
At Cincinnati: Cincinnati leads, 2-0
At UW-Green Bay: UW-Green Bay leads, 1-0
NOV. 29, 2000.....A.....L, 90-68
NOV. 21, 1999.....H.....W, 50-45
DEC. 21, 1996.....H.....W, 68-66

WOOSTER

Total: Cincinnati leads, 1-0
Neutral: Cincinnati leads, 1-0
1973.....N.....W, 40-21

WRIGHT STATE

Total: Cincinnati leads, 16-4
At Cincinnati: Cincinnati leads, 10-2
At Wright State: Cincinnati leads, 6-2
Dec. 18, 2010.....H.....L, 65-50
Dec. 29, 2009.....H.....W, 51-45

Dec. 16, 2008.....A.....W, 56-41
Dec. 11, 2007.....H.....W, 73-66
Nov. 25, 1998.....H.....W, 66-42
Dec. 30, 1996.....H.....W, 81-49
Dec. 13, 1995.....A.....L, 61-56(ot)
Dec. 13, 1994.....H.....L, 69-54
Dec. 11, 1993.....A.....L, 68-58
Dec. 13, 1992.....H.....W, 66-51
Dec. 18, 1991.....A.....W, 64-55
Dec. 10, 1990.....H.....W, 61-55
Feb. 22, 1989.....H.....W, 63-41
Dec. 28, 1987.....A.....W, 56-39
Feb. 24, 1981.....H.....W, 87-79
Feb. 21, 1980.....A.....W, 89-58
Jan. 20, 1977.....H.....W, 80-47
Jan. 22, 1976.....A.....W, 69-52
Jan. 23, 1975.....H.....W, 75-67
Jan. 31, 1974.....A.....W, 58-14

XAVIER

Total: Cincinnati leads, 27-18
At Cincinnati: Cincinnati leads, 12-8
At Xavier: Cincinnati leads, 11-10
Neutral: Cincinnati leads, 4-0
Dec. 10, 2023.....H.....W, 69-47
Dec. 9, 2022.....A.....L, 48-35
Dec. 12, 2021.....H.....W, 82-73
Dec. 14, 2019.....A.....W, 85-78
Dec. 16, 2018.....H.....W, 79-61
Dec. 10, 2017.....A.....L, 53-50
Dec. 11, 2016.....H.....L, 72-61
Dec. 13, 2015.....A.....L, 65-56
Dec. 14, 2014.....H.....L, 72-71
Dec. 21, 2013.....A.....W, 47-26
Dec. 12, 2012.....H.....L, 69-67 (2OT)
Dec. 4, 2011.....A.....L, 69-60
Dec. 5, 2010.....H.....L, 69-61
Dec. 6, 2009.....A.....L, 69-38
Dec. 7, 2008.....H.....W, 65-55
Dec. 1, 2007.....A.....W, 61-55
Jan. 17, 2007.....H.....L, 89-76
Nov. 30, 2005.....A.....L, 87-60
Dec. 11, 2004.....H.....L, 85-50
Nov. 30, 2003.....A.....W, 52-41
Dec. 28, 2003.....H.....W, 61-56
Dec. 2, 2001.....A.....W, 62-56
Dec. 12, 2000.....H.....W, 75-59
Dec. 5, 1999.....A.....W, 77-71 (2OT)
Feb. 10, 1999.....H.....W, 65-61 (OT)
Jan. 28, 1998.....A.....W, 78-72
Jan. 6, 1997.....H.....W, 83-58
Jan. 10, 1996.....A.....L, 71-66
Jan. 30, 1995.....H.....W, 83-77
Jan. 18, 1994.....A.....L, 84-68
Feb. 23, 1993.....H.....L, 81-48
Jan. 22, 1992.....A.....L, 73-63
Nov. 27, 1990.....H.....L, 60-48
Dec. 5, 1989.....A.....L, 65-53
Nov. 30, 1988.....H.....W, 67-48
Jan. 28, 1988.....A.....W, 61-39
Jan. 28, 1987.....A.....W, 73-53
Feb. 5, 1986.....A.....W, 84-74
Dec. 28, 1984.....H.....W, 99-71
Jan. 26, 1984.....A.....W, 87-76
Jan. 26, 1983.....N.....W, 90-58
Jan. 27, 1982.....N.....W, 76-67
Feb. 18, 1981.....N.....W, 82-53
Feb. 4, 1980.....N.....W, 80-54
Jan. 16, 1979.....H.....W, 79-37

YALE

Total: Series tied, 1-1
At Cincinnati: Series tied, 1-1
Nov. 21, 2018.....H.....W, 66-52
Dec. 30, 1993.....H.....L, 59-52

YALE

Total: Series tied, 1-1
At Cincinnati: Series tied, 1-1
Nov. 21, 2018.....H.....W, 66-52
Dec. 30, 1993.....H.....L, 59-52

YOUNGSTOWN STATE

Total: Cincinnati leads, 7-0
At Cincinnati: Cincinnati leads, 4-0
At Youngstown State: Cincinnati leads, 2-0
Neutral: Cincinnati leads, 1-0
Mar. 21, 2019.....H.....W, 76-62
Dec. 8, 2013.....A.....W, 83-62
Dec. 5, 2012.....H.....W, 57-46
Nov. 10, 2006.....A.....W, 85-78
Feb. 8, 1983.....H.....W, 84-74
Feb. 21, 1981.....H.....W, 84-75
Feb. 28, 1980.....N.....W, 75-65

LONGEST RIVALRIES

Opponent # First game to Last game
Louisville 70 Feb. 14, 1973 to Nov. 6, 2023
Memphis 63 Feb. 23, 1978 to Feb. 22, 2023
Dayton 48 1971-72 to Nov. 16, 2011
Xavier 45 Jan. 16, 1979 to Dec. 10, 2023
DePaul 37 Dec. 15, 1986 to Jan. 22, 2013
Miami (OH) 36 Feb. 24, 1973 to Dec. 5, 2018

CINCINNATI HEAD COACHES YEAR-BY-YEAR

Year	Coach	Record	Pct.	Conference	Record	Postseason
1971-72	Mary Jo Huismann	3-6	.333			
1972-73	Mary Jo Huismann	7-11	.333			
1973-74	Mary Jo Huismann	9-6	.600			
Huismann's Career 19-23 .452						
1974-75	Tom Thacker	14-8	.636			
1975-76	Tom Thacker	17-8	.680			
1976-77	Tom Thacker	14-13	.519			
1977-78	Tom Thacker	10-14	.417			
Thacker's Career 55-43 .567						
1978-79	Juliene Simpson	12-18	.400			
Simpson's Career 12-18 .400						
1979-80	Ceal Barry	18-12	.600			
1980-81	Ceal Barry	27-9	.750			NWIT
1981-82	Ceal Barry	19-10	.655			
1982-83	Ceal Barry	19-11	.633			
Barry's Career 83-42 .664						
1983-84	Sandy Smith	16-12	.571	Metro	3-7	
1984-85	Sandy Smith	16-12	.571	Metro	4-6	
1985-86	Sandy Smith	17-13	.567	Metro	4-5	
Smith's Career 49-37 .569						
1986-87	Laurie Pirtle	6-22	.214	Metro	3-9	
1987-88	Laurie Pirtle	18-11	.621	Metro	7-5	
1988-89	Laurie Pirtle	21-9	.700	Metro	6-6	NCAA
1989-90	Laurie Pirtle	7-21	.250	Metro	3-11	
1990-91	Laurie Pirtle	4-23	.148	Metro	2-12	
1991-92	Laurie Pirtle	11-17	.393	Great Midwest	3-7	
1992-93	Laurie Pirtle	13-15	.464	Great Midwest	4-6	
1993-94	Laurie Pirtle	9-18	.333	Great Midwest	4-8	
1994-95	Laurie Pirtle	7-20	.259	Great Midwest	4-8	
1995-96	Laurie Pirtle	8-19	.296	Conference USA	4-10	
1996-97	Laurie Pirtle	17-11	.607	Conference USA	6-8	
1997-98	Laurie Pirtle	21-9	.700	Conference USA	10-6	WNIT
1998-99	Laurie Pirtle	22-9	.710	Conference USA	12-4	NCAA
1999-00	Laurie Pirtle	18-13	.581	Conference USA	9-7	WNIT
2000-01	Laurie Pirtle	22-10	.688	Conference USA	9-7	WNIT
2001-02	Laurie Pirtle	27-5	.843	Conference USA	11-3	NCAA
2002-03	Laurie Pirtle	23-8	.742	Conference USA	11-3	NCAA
2003-04	Laurie Pirtle	15-16	.484	Conference USA	5-9	WNIT
2004-05	Laurie Pirtle	9-19	.474	Conference USA	4-10	
2005-06	Laurie Pirtle	17-12	.586	BIG EAST	7-9	WNIT
2006-07	Laurie Pirtle	15-14	.517	BIG EAST	6-10	
Pirtle's Career 310-301 .507						
2007-08	J. Kelley Hall	12-16	.400	BIG EAST	3-13	
2008-09	J. Kelley Hall	14-17	.452	BIG EAST	3-13	
Hall's Career 26-33 .441						
2009-10	Jamelle Elliott	12-18	.400	BIG EAST	4-12	
2010-11	Jamelle Elliott	9-20	.310	BIG EAST	2-14	
2011-12	Jamelle Elliott	16-16	.500	BIG EAST	6-10	WNIT
2012-13	Jamelle Elliott	12-18	.400	BIG EAST	4-12	
2013-14	Jamelle Elliott	13-18	.419	American	5-11	
2014-15	Jamelle Elliott	8-23	.258	American	4-14	
2015-16	Jamelle Elliott	8-22	.266	American	4-14	
2016-17	Jamelle Elliott	16-14	.533	American	7-9	
2017-18	Jamelle Elliott	19-13	.593	American	10-6	WNIT
Elliott's Career 113-162 .411						
2018-19	Michelle Clark-Heard	24-11	.686	American	12-4	WNIT
2019-20	Michelle Clark-Heard	22-10	.688	American	11-5	
2020-21	Michelle Clark-Heard	8-16	.333	American	6-12	
2021-22	Michelle Clark-Heard	11-17	.393	American	4-11	
2022-23	Michelle Clark-Heard	9-21	.300	American	2-14	
Clark-Heard's Career 74-75 .497						
2023-24	Katrina Merriweather	14-18	.438	Big 12	5-13	WNIT
Katrina Merriweather 14-18 .438						
Total		755-752	(.501)			

ALL-TIME RESULTS

1971-72 | WON 3, LOST 6

Opponent	Result	Loc.
at Cedarville	L, 63-31	A
at Mount St. Joseph	L, 49-39	A
at Dayton	L, 53-31	A
at Eastern Kentucky	L, 53-34	A
Wilmington (OH)	W, 47-35	H
Central St. (OH)	W, 42-30	H
Ohio Valley League Tournament		
Wilmington (OH)	W, 46-30	H
at Dayton	L, 46-36	A
at Kentucky	L, 53-29	A

Connie Sontag (8.2 pts/8.7 reb), Debbie Gentile (6.7/3.0), Thomas (5.4/2.7), Carol Reynolds (4.2/4.2), MaryAnn Broderick (3.0/3.7).

1972-73 | WON 7, LOST 11

Date	Opponent	Result	Loc.
1/20	at Ohio	W, 49-38	A
	at Mount St. Joseph	L, 41-30	A
1/27	at East. Kentucky	L, 58-39	A
2/1	at Hanover	W, 62-41	A
2/5	at Dayton	L, 39-34	A
2/8	Central St. (OH)	W, 61-44	H
2/12	Mount St. Joseph	L, 44-32	H
2/14	Louisville	W, 49-38	H
2/17	Ohio Dominican	L, 44-34	H
2/19	at Cedarville	L, 50-40	A
2/24	Miami (OH)	L, 49-41	H
OAISW Tourn. (4th place)			
	Wooster	W, 40-21	N
	Bowling Green	W, 48-46	N
	Ohio St.-Newark	W, 50-39	N
	Ohio State	L, 62-23	N
	Miami (OH)	L, 48-42	N
MAISW Tournament			
	Illinois State	L, 75-34	N
	Marshall	L, 52-40	N

Donna Ell (10.5 pts/16.4 reb), Connie Sontag (9.5/7.6), Jeannie Crecium (3.7/1.9), MaryAnn Broderick (8.4/4.6), Joanne Rook (3.1/3.0), Deb Hoffman (5.4/9.9).

1973-74 | WON 9, LOST 6

Date	Opponent	Result	Loc.
1/19	at Indiana	L, 62-34	A
1/22	Miami (OH)	L, 43-34	H
1/26	Ohio	W, 38-34	H
1/28	at Eastern Kentucky	L, 65-54	A
1/31	at Wright State	W, 58-14	A
2/2	at Wilmington (OH)	W43-16	A
2/4	at Louisville	W, 51-48	A
2/7	at Mount St. Joseph	W, 48-37	A
2/9	Purdue	W, 64-62	H
Ohio Valley League Tournament			
2/11	Mount St. Joseph	W, 50-46	N
2/12	Dayton	W, 56-43	N
2/15	at Bowling Green	L, 51-41	A
2/16	at Ohio Dominican	W, 52-31	A
2/19	Dayton	L, 45-41	H
2/25	Cedarville	L, 60-55	H

1974-75 | WON 14, LOST 8

Date	Opponent	Result	Loc.
1/18	at Purdue	L, 81-67	A
1/23	Wright State	W, 75-67	H
1/25	Eastern Kentucky	L, 74-68	H
1/27	at Miami (OH)	W, 55-40	A
1/30	Mt St. Joseph	W, 73-58	H
2/1	at Ohio	L, 74-55	A
2/3	Louisville	W, 63-37	H
2/5	Miami (OH)	W, 53-50	H
2/7	Capital	W, 51-48	H
2/8	Ohio Dominican	L, 55-53	H
Ohio Valley League Tournament			
2/10	Ohio Dominican	W, 48-34	N
2/11	Capital	L, 41-38	N
2/13	Northern Kentucky	W, 72-69	H
2/15	Bowling Green	W, 60-48	H
2/18	at Dayton	L, 57-41	A
2/20	Wilmington (OH)	W, 70-17	H
2/24	at Cedarville	W, 59-58	A

OAISW Tournament

2/27	Capital	L, 49-43	N
2/28	Ohio Dominican	W, 94-34	N
2/28	Ohio Northern	W, 91-48	N
3/1	at Cleveland State	W, 73-50	A
3/1	at Ohio	L, 71-70	A

Linda Norwell (19.7 pts/16.0 reb), Rainey Rohrmeier (13.0/2.9), Bev Ventura (8.1/7.6), Joanne Rook (6.2/2.3), Gina Seifert (5.0/3.4).

1975-76 | WON 17, LOST 8

Date	Opponent	Result	Loc.
Northern Kentucky Invitational			
1/9	Louisville	W, 69-55	N
1/10	at North. Kentucky	L, 75-49	A
1/13	Ohio State	L, 84-50	H
1/17	at Eastern Kentucky	L, 86-76	A
1/22	at Wright State	W, 69-52	A
1/27	North. Kentucky	L, 72-38	H
1/29	at Mount St. Joseph	L, 47-44	A
1/31	Marshall	L, 56-48	H
2/3	at Miami (OH)	W, 67-62	A
2/7	at Ohio Dominican	W, 81-47	A
Ohio Valley League Tournament			
2/9	Mount St. Joseph	W, 70-67	H
2/10	at Dayton	W, 76-70	A
2/11	Capital	W, 80-70	N
2/14	at Wilmington (OH)	W, 99-18	A
2/17	Dayton	W, 85-64	H
2/21	Ohio	W, 81-72	H
2/23	Cedarville	W, 88-69	H
2/28	at Capital	W, 72-69	A
OAISW Tournament			
3/4	Muskingum	W, 61-57	N
3/5	Akron	W, 74-64	N
3/6	Ohio State	L, 66-52	N
3/6	Bowling Green	W, 75-71	N
3/9	at Dayton	W, 71-67	A
MAIAW Tournament			
3/11	Ball State	W(ot) 77-73	N
3/13	Indiana State	L, 80-50	N

1976-77 | WON 14, LOST 13

Date	Opponent	Result	Loc.
Purdue Invitational			
12/3	Indiana State	L, 88-66	N
12/4	Wisconsin	L, 65-61	N
Northern Kentucky Invitational			
1/7	at Northern Kentucky	L, 84-65	A
1/8	Miami (OH)	W, 68-64	N
1/12	Dayton	L, 77-74	H
1/15	Kentucky State	W, 65-56	H
1/18	Eastern Kentucky	W, 80-72	H
1/20	Wright State	W, 80-47	H
1/25	Mount St. Joseph	L, 66-64	H
2/1	Miami (OH)	L, 69-40	H
2/4	Ohio Dominican	W, 73-36	H
Ohio Valley League Tournament			
2/7	Ohio Dominican	W, 77-53	H
2/8	Dayton	W, 79-72	H
2/9	Cedarville	W, 59-48	H
2/12	at Indiana State	L, 89-59	A
2/14	at Ohio State	L, 71-55	A
2/15	Wilmington (OH)	W, 84-32	H
2/19	at Ohio	W, 76-72	A
2/21	at Cedarville	W, 76-62	A
2/25	at Northern Kentucky	W, 70-66	A
2/26	at Morehead State	L, 92-74	A
2/28	at Louisville	L, 75-68	A
OAISW Tournament			
3/3	Kent	W, 92-64	N
3/4	Miami (OH)	L, 54-52	N
3/5	Bowling Green	W, 78-62	N
3/8	at Capital	W, 89-79	A
MAIAW Tournament			
3/10	Michigan State	L, 96-61	N

1977-78 | WON 10, LOST 14

Date	Opponent	Result	Loc.
Pittsburgh Tournament			
12/2	Slippery Rock	L, 69-48	N
12/3	West Virginia	W, 65-60	N
12/4	Edinboro State	L, 72-39	N

Memphis Tournament

12/16	Florida State	L, 70-51	N
12/17	Louisville	L, 82-49	N
Northern Kentucky Invitational			
1/6	at Northern Kentucky	W, 64-60	A
1/7	Miami (OH)	L, 72-46	N
1/8	Louisville	W, 56-51	N
1/11	at Ashland	W, 65-54	A
1/14	Bowling Green	W, 77-72	H
1/24	at Mount St. Joseph	W, 69-57	A
1/31	Ohio State	L, 84-38	H
2/1	at Miami (OH)	L, 72-46	A
2/4	at Western Kentucky	L, 58-55	A
2/5	at Bellarmine	W, 69-64	A
2/10	Morehead St.	L, 72-57	H
2/11	at Dayton	L, 82-71	A
2/14	Northern Kentucky	L, 83-50	H
2/18	Ohio	W, 83-59	H
2/21	Louisville	L, 57-41	H
2/23	Memphis	L, 74-45	H
2/24	at Akron	W, 62-50	A
2/25	at Cleveland State	W, 51-47	A
OAISW Tournament			
3/3	Kent	L, 57-44	N

Bev Ventura (15.6 pts/8.0 reb), Cindy Spence (11.6/4.1), Peggy Foley (7.8/6.8), Jenny Heil (6.3/6.3), Denise Adams (5.9/2.2), Patty Hargrove (3.6/1.6).

1978-79 | WON 12, LOST 18

Date	Opponent	Result	Loc.
UC Classic			
11/24	Kent	L, 63-52	H
11/25	Illinois	L, 69-63	H
11/28	at Kentucky	L, 91-47	A
12/2	at Southern Illinois	L, 66-58	A
12/9	Akron	W, 68-40	H
12/11	at Dayton	L, 74-45	A
12/16	at Saint Louis	W, 67-64	A
Memphis Invitational			
12/18	at Memphis	L, 87-56	A
12/19	Florida State	L, 61-57	N
1/6	Dayton	L, 63-48	H
1/12	Bowling Green	W, 83-56	H
1/13	Toledo	W, 82-36	H
1/16	Xavier	W, 79-37	H
1/20	Ball State	W, 72-59	H
1/23	Mount St. Joseph	W, 64-48	H
1/26	Indiana State	L, 62-46	H
1/27	at Marshall	L, 75-62	A
1/30	at Ohio State	L, 85-38	A
2/3	at Louisville	L, 83-48	A
2/9	Eastern Illinois	L, 66-52	N
2/10	Western Illinois	L, 76-55	N
2/13	Miami (OH)	L, 79-77	H
2/16	Cleveland State	W, 86-63	H
2/17	Kent	W, 58-54	H
2/20	at North. Kentucky	L, 44-43	A
2/23	at Ashland	W, 72-58	A
2/24	at Ohio	L, 61-56	A
OAISW Tournament			
3/1	Miami (OH)	L, 56-50	N
3/2	Akron	W, 67-41	N
3/3	Cleveland State	W, 56-52	N

F: Cindy Spence (10.4 pts/6.3 reb), Peggy Foley (9.8/4.9), C: Sue Koch (8.4/4.9), G: Barb Jakska (8.8/2.7), Anita Witcher (6.6/2.4 ast), Res: Sue Miller (7.9/7.5), Daria Bernhardt (2.9/2.6), Joy Miller (2.8/1.6 ast).

1979-80 | WON 18, LOST 12

Date	Opponent	Result	Loc.
UC Classic			
11/23	Southern Methodist	W, 61-53	H
11/24	Morehead State	L, 79-51	H
11/27	at Eastern Kentucky	W, 57-50	A
12/1	Kentucky	L, 81-45	H
12/7	at Charleston (WV)	L, 77-71	A
12/12	Miami (OH)	W, 74-73	H
12/15	Northern Kentucky	L, 86-63	H
Metro Conference Tournament			
12/17	Tulane	L, 65-56	N
12/18	Virginia Tech	W, 68-58	N

1/5	at Akron	W, 64-40	A
1/9	at Dayton	L, 69-52	A
1/11	Lewis	W, 67-52	H
1/12	Louisville	W, 59-56	H
1/16	Ohio State	L, 80-60	H
1/19	at Toledo	W, 79-55	A
1/22	at Mount St. Joseph	W, 78-67	A
1/25	at Ball State	L, 78-54	A
1/26	Ohio	W, 73-58	H
1/30	West Virginia	W, 79-63	H
2/2	Marshall	L, 64-60	H
2/4	Xavier	W, 80-54	H
2/6	Bellarmine	W, 55-49	H
2/11	at Indiana State	L, 73-65	A
2/15	at Cleveland State	L(ot), 76-66	A
2/16	at Kent	W, 60-53	A
2/21	at Wright State	W, 89-58	A
2/24	at Virginia Tech	W, 54-53	A
OAISW Tournament			
2/28	vs. Youngstown State	W, 75-65	N
2/29	vs. Miami (OH)	W, 66-64	N
3/1	vs. Ohio State	L, 69-62	N

F: Sue Koch (12.4 pts/5.6 reb), Cindy Spence (6.9/4.7), C: Cheryl Getz (10.2/9.0), G: Barb Jakska (11.4/3.4 ast), Anita Witcher (7.6/4.2 ast), Res: Donna Bender (5.9/1.8), Deona Jennings (4.7/3.9), Denise Adams (3.7/1.3).

1980-81 | WON 27, LOST 9

Date	Opponent	Result	Loc.
UC Classic			
11/21	Kent	W, 68-56	H
11/22	Indiana	L, 61-54	H
12/2	Central State (OH)	W, 100-65	H
12/4	at Kentucky	L, 76-66	A
12/6	at Bowling Green	W, 96-95	A
12/10	at Miami (OH)	W, 94-69	A
12/13	Purdue	W, 73-67	H
12/17	Ball State	W, 93-65	H
12/30	Dayton	L, 92-89	H
1/2	Duke	W, 86-64	H

2024-25 UNIVERSITY OF CINCINNATI BASKETBALL
ALL-TIME RESULTS

1/3 Akron W, 90-79 H	1/11 Bowling Green W, 72-50 H	2/15 at Morehead State W, 68-62 A	2/16 Louisville* W, 86-70 H	
1/7 Charleston (WV) W, 79-65 H	Kentucky Lady Kat Invitational	2/19 Cleveland State L, 71-60 H	2/23 Cleveland State W, 105-61 H	
1/10 Florida State W, 91-65 H	1/15 at Kentucky L, 79-66 A	2/22 at Northern Kentucky W, 68-63 A	2/27 at Western Kentucky L, 122-72 A	
1/13 at Ohio State W, 69-65 A	1/16 vs. Louisville W, 54-52 N	2/25 at Indiana State L, 65-64 A	Metro Conference Tournament	
1/17 Virginia Tech W, 78-58 H	1/20 Ohio W, 83-69 H	Metro Conference Tournament		
1/18 at Louisville L, 77-67 A	1/23 at Memphis L, 91-63 A	3/6 vs. Tulane W, 82-58 N	3/3 vs. Memphis L, 91-75 N	
1/23 Indiana State W, 93-75 H	1/27 Xavier W, 76-67 H	3/7 vs. Memphis L, 84-63 N		
1/28 at North. Kentucky W, 79-74 A	1/30 Tulane W, 81-59 H	3/8 vs. Florida State L, 84-61 N		
1/31 at Marshall W, 69-51 A	1/31 Virginia Tech W, 86-81 H			
Metro Conference Tournament				
2/6 vs. Saint Louis W, 95-70 N	2/6 at Illinois State L, 81-48 A	F: Joy Roberts (13.6 pts/7.3 reb), Deona Jennings (6.5/3.1), C: Anita Tersigni (9.8/4.5), G: Cheryl Cook (17.3/5.1/4.5 ast), Keely Feeman (11.6/5.1), Res: Stasia Kissel (14.9/8.6), Dana Jones (3.2/2.1), Jeanne Johns (2.3/1.6).		
2/7 vs. Louisville L, 83-76 N	2/8 Miami (OH) L, 88-80 H	1983-84 WON 16, LOST 12		
2/8 at Tulane W, 93-70 A	2/11 at Ball State W, 68-58 A	METRO WON 3, LOST 7		
2/10 Eastern Kentucky W, 83-60 H	2/13 at Notre Dame L, 67-58 A	Date	Opponent	Result
2/12 at Ohio W, 79-52 A	2/20 Kentucky State W, 68-66 H	11/22	Kentucky	W, 84-77 H
2/18 Xavier W, 82-53 H	Metro Conference Tournament		11/27	at Illinois State
2/21 Youngstown St. W, 84-75 H	2/25 vs. Saint Louis W, 87-68 N	12/3	Miami (OH)	W, 79-64 H
2/24 Wright State W, 87-79 H	2/25 vs. Louisville W, 68-58 N	Illinois Classic		
2/26 Mount St. Joseph W, 93-48 H	2/26 at Memphis L, 83-59 A	12/9	vs. Wichita State	W, 76-58 N
2/28 Cleveland St. W, 76-66 H	3/2 Ohio State W, 71-70 H	12/10	at Illinois	W, 72-68 A
3/2 Toledo W, 67-50 H		12/17	at East Carolina	L, 68-60 A
QAISW Tournament				
3/6 vs. Toledo W, 67-50 N	F: Stasia Kissel (10.8 pts/9.0 reb), Cheryl Getz (5.5/3.5), C: Joy Roberts (12.9/7.6), G: Barb Jakska (11.4/2.3 ast), Cheryl Cook (11.3/3.9), Res: Anita Tersigni (8.0/5.3), Deona Jennings (5.6/3.4), Sue Koch (5.1/2.8).			
3/7 vs. Ohio State L, 65-63 N	1982-83 WON 19, LOST 11			
3/8 vs. Miami (OH) L, 77-68 N	Date	Opponent	Result	Loc.
NWIT				
3/13 vs. Drake L, 84-76 N	11/27	at Kentucky	L, 84-76 A	
3/14 vs. Tenn. Tech L, 81-80 N	12/1	at Miami (OH)	W(ot) 84-83 A	
3/15 vs. Baylor W, 94-77 N	Pittsburgh Adidas Tournament			
	12/4	vs. Carlow	W, 101-24 N	
	12/5	at Pittsburgh	W, 85-59 A	
	12/11	at Ohio State	L, 83-64 A	
	12/14	National	W, 82-50 H	
	12/18	Kent	W(2ot) 74-71 H	
	12/20	at Detroit	W, 87-52 A	
	Michigan Wolverine Classic			
	12/29	vs. Syracuse	W, 75-70 N	
	12/30	vs. Toledo	W, 76-65 N	
	1/3	Indiana	L, 58-48 H	
	1/6	East Carolina	W, 73-60 H	
	1/12	Dayton	W, 70-50 H	
	1/14	Illinois State	L, 77-70 H	
	1/15	Memphis	L, 74-69 H	
	1/19	West Virginia	W, 76-63 H	
	1/22	Louisville	W, 73-67 H	
	1/26	Xavier	W, 90-58 H	
	1/29	at Virginia Tech	L, 86-63 A	
	2/1	at West. Kentucky	L, 77-66 A	
	2/5	at Louisville	W, 68-66 A	
	2/8	Youngstown State	W, 84-74 H	
	2/11	Virginia Tech	W, 81-58 H	

11/23	vs. Pepperdine	W, 80-56	N
11/24	at Indiana	W, 77-69	A
11/26	Ohio State	L, 98-79	H
11/30	at Dayton	L, 80-64	A
12/7	Miami (OH)	W, 80-73	H
12/14	at Georgia	L, 98-47	A
12/17	at Bowling Green	L, 64-55	A
12/19	at Illinois State	L, 69-64	A
Communiplex Classic			
12/28	Kent	W, 84-60	H
12/29	Western Kentucky	L, 83-47	H
1/4	Tulane	W, 87-68	H
1/6	Southern Miss*	W, 89-74	H
1/11	at Memphis*	L, 66-63	A
1/13	at Florida State*	L, 75-72	A
1/15	Evansville	W, 98-54	H
1/21	at Kentucky	L, 80-67	A
1/25	at South Carolina*	L, 67-63	A
1/27	at Virginia Tech*	L, 81-71	A
1/F1	Louisville*	W, 81-65	H
1/5	at Xavier	W, 84-74	A
1/8	Virginia Tech*	W, 86-68	H
1/10	South Carolina*	L, 80-56	H
1/12	Detroit	W, 76-72	H
1/15	at Cleveland State	W, 79-55	A
1/19	Morehead State	W, 62-44	H
1/22	at Louisville*	W, 81-72	A
1/24	Charleston (WV)	W, 72-48	H
Metro Conference Tournament			
3/1	vs. Florida State	W, 77-45	N
3/2	vs. Memphis	W, 69-67	N
3/3	at South Carolina	L, 61-48	A

F: Stasia Kissel (16.5 pts/9.7 reb), Sue Koch (8.4/4.3), C: Joy Roberts (12.1/6.1), G: Barb Jakska (15.9/4.3 ast), Janet Thorpe (3.6/3.5 ast), Res: Anita Tersigni (9.7/6.6), Donna Bender (8.6/1.3), Cheryl Getz (7.3/5.1), Deona Jennings (5.9/4.1), Janet Ebbeskotte (1.8/3.2 ast).

1981-82 WON 19, LOST 10				
Date	Opponent	Result	Loc.	
Arkansas Tip-Off Tournament				
11/27	vs. South Alabama	W, 81-65	N	
11/28	vs. Tennessee Tech	L, 79-71	N	
UC Classic				
12/4	Michigan	W, 93-65	H	
12/5	East Tennessee St.	W, 69-66	H	
12/12	Northern Kentucky	L, 89-85	H	
12/15	at West Virginia	L, 58-56 A		
12/16	at Kent	W, 79-70 A		
12/18	at Cleveland State	W, 87-60 A		
12/21	Oakland	W(ot) 85-80 H		
1/2	Marshall	W, 82-64 H		
1/6	at Dayton	W, 62-49 A		
1/8	Louisville	L, 73-64 H		



Tonya Taylor

1984-85 WON 16, LOST 12				
Date	Opponent	Result	Loc.	
METRO WON 4, LOST 6				
11/20	at Kentucky	L, 67-56	A	
11/23	Illinois State	W, 79-72	H	
11/26	at Tennessee	W, 72-69 A		
11/29	at Ohio State	L, 78-75 A		
12/7	at Miami (OH)	W, 76-66 A		
12/12	at Butler	W, 100-57 A		
12/15	Bowling Green	W, 74-66 H		
12/17	at Indianapolis	W, 83-71 A		
UC Communiplex Classic				
12/28	Xavier	W, 99-71	H	
12/29	Middle Tenn. St.	W, 98-91	H	
1/2	Georgia	L, 89-61	H	
1/5	at Tulane*	W(ot) 80-67 A		
1/7	at Southern Miss*	L, 86-72 A		
1/10	Florida State*	W, 83-73 H		
1/12	Memphis*	L, 78-70 H		
1/15	Dayton	W, 67-66 H		
1/17	Tennessee St.	W, 79-72 H		
1/24	South Carolina*	L, 78-77 H		
1/26	Virginia Tech*	W, 90-79 H		
2/2	at Louisville*	L, 81-79 A		
2/5	at Morehead State	L, 79-76 A		
2/7	at Virginia Tech*	W, 86-74 A		
2/9	at South Carolina*	L, 80-65 A		
2/12	at Northern Kentucky	W, 78-74 A		

2/18	Kentucky	L, 86-56	H
2/21	at Virginia Tech*	L(ot), 77-68	A
2/24	Cleveland State.	W, 72-68	H
2/28	Louisville*	W, 65-64	H
Metro Conference Tournament			
3/7	vs. South Carolina	L, 77-46	N

* - Metro Conference opponent
F: Regina Williams (12.4 pts/5.9 reb), Michelle Melzoni (6.9/4.3), C: Lisa Antil (5.9/5.4), G: Jane Phend (15.6/4.1), Treva Sweat (6.2/4.0 ast), Res: Trinette Wright (17.7/7.6), Marilyn Corbett (3.8/1.9), Karen Roell (4.6/3.4).

1987-88 | WON 18, LOST 11

Date	Opponent	Result	Loc.
Metro Conference Tournament			
11/27	vs. Old Dominion	L, 59-49	N
11/28	vs. Indiana	W, 63-59	N
11/30	Holy Cross	L, 63-59	H
12/8	Eastern Michigan	W, 68-51	H
12/12	at Ohio State	L, 72-53	A
12/17	Stetson	W, 61-50	H
12/19	Miami (OH)	W, 68-46	H
12/22	Northern Illinois	W, 80-56	H
12/28	at Wright State	W, 56-39	A
12/30	at Kentucky	L, 67-60	A
1/4	at Bowling Green	L, 69-54	A
1/11	South Carolina*	L, 71-44	H
1/13	at Eastern Kentucky	W, 73-62	A
1/18	at Virginia Tech*	W(ot), 50-47	A
1/23	at Cleveland State	W, 68-55	A
1/25	Louisville*	W, 60-55	H
1/28	at Xavier	W, 61-39	A
1/30	Memphis*	W, 73-55	H
2/1	Southern Miss*	W, 54-46	H
2/6	at Florida State*	W, 70-59	A
2/8	at South Carolina*	L, 55-53	A
2/13	Virginia Tech*	W, 74-62	H
2/20	at Louisville*	L, 62-60	A
2/27	at Dayton	W, 62-49	A
2/29	at Memphis*	L, 82-57	A
3/5	at Southern Miss*	W, 53-44	A
3/8	Florida State*	L, 66-58	H

* - Metro Conference opponent
F: Sharonda O'Bannon (7.7 pts/6.6 reb), Michelle Melzoni (6.7/3.6), C: Bev Obringer (17.5/8.8), G: Regina Williams (11.2/5.3/3.9 ast), Treva Sweat (7.0/4.1 ast), Res: Trinette Wright (8.9/3.0), Becky Maloy (2.9/1.7).

1988-89 | WON 21, LOST 9

Date	Opponent	Result	Loc.
Metro Conference Tournament			
11/25	Georgia	L, 66-45	H
11/26	UCLA	W, 59-57	H
11/30	Xavier	W, 67-48	H
12/3	at Miami (OH)	W, 60-46	A
12/5	Eastern Kentucky	W, 76-53	H
12/10	Ohio State	W, 64-58	H
12/14	at Eastern Michigan	W, 74-62	A
12/16	at Western Michigan	W, 51-47	A
12/20	Kentucky	W, 61-58	H
12/22	Bowling Green	W, 67-64	H
1/2	Ohio	W, 62-48	H
1/5	Morehead State.	W, 62-47	H
1/7	Dayton	W, 60-56	H
1/9	at Virginia Tech*	L, 52-49	A
1/14	Florida State*	W, 66-45	H
1/16	South Carolina*	L, 63-61	H
1/21	at Ball State	W, 57-52	A
1/23	Louisville*	W, 48-46	H
1/28	at Southern Miss*	L, 73-60	A
1/30	at Memphis*	W(ot), 73-69	A
2/6	Virginia Tech*	W, 66-50	H
2/11	at Florida State*	L, 62-57	A
2/13	at South Carolina*	L, 58-48	A
2/20	at Louisville*	W, 59-45	A
2/22	Wright State	W, 63-41	H

SUPER SEASON

The 1988-89 Bearcats compiled a 21-9 ledger under Laurie Pirtle and made the school's first appearance in the NCAA tournament. Cincinnati opened the campaign with victories over UCLA, Ohio State, Kentucky and Bowling Green in December while reeling off a then school record-tying 12 consecutive wins. That start drew attention as the Bearcats received votes in the national polls. After earning an at-large bid to the NCAA Tournament, the Bearcats played at Bowling Green due to the construction of the Shoemaker Center.



1988-89 Bearcats: Front Row (L-R) Trinette Wright, Becky Maloy, Bev Obringer, Asa Odeus, Karen McClure, Karen Roell. Back Row: Donna Harkless, Kris Kahle, Mic Koenig, Regina Williams, Kelli Dinnison, Julie Pies, Kathy Sords.

2/25	Southern Miss*	L, 66-57	H
2/27	Memphis*	W, 67-49	H
Metro Conference Tournament			
3/3	vs. Florida State	W, 57-47	N
3/4	vs. South Carolina	L, 63-60	N
NCAA West Regional			
3/9	at Bowling Green	L, 69-59	A

* - Metro Conference opponent
F: Trinette Wright (14.9 pts/6.2 reb), Regina Williams (11.6/5.9/2.8 ast), C: Bev Obringer (17.4/9.1), G: Donna Harkless (4.2/2.1 ast), Michele Koenig (2.9/2.7 ast), Res: Karen Roell (4.0/2.1), Kathy Sords (2.7/1.6), Karen McClure (1.7/2.3 ast).

1989-90 | WON 7, LOST 21

Date	Opponent	Result	Loc.
Metro Conference Tournament			
11/24	Ohio	L, 55-46	H
11/25	Michigan State	L, 63-50	H
11/29	Ball State	L, 63-57	H
12/2	at Morehead State	L, 67-50	A
12/5	at Xavier	L, 65-53	A
12/9	Eastern Michigan	L, 64-37	H
12/13	Miami (OH)	W, 65-45	H
12/16	at Dayton	L, 67-54	A
12/18	Detroit	W, 63-47	H
12/30	at Ohio	L, 60-50	A
1/3	at Kentucky	L, 79-45	A
1/6	Memphis*	W, 70-55	H
1/8	Southern Miss*	L, 64-53	H
1/13	at South Carolina*	L, 81-41	A
1/15	at Florida State*	L, 61-44	A
1/22	at Louisville*	L, 54-50	A
1/27	Virginia Tech*	L, 56-42	H
1/30	at Tulane*	W, 56-52	A
2/3	at Memphis*	L, 58-53	A
2/5	at Southern Miss*	L, 79-48	A
2/10	South Carolina*	L, 64-46	H
2/12	Florida State*	L, 57-44	H
2/15	at Wright State	W, 76-61	A
2/17	Tulane*	W, 61-53	H
2/21	at Eastern Kentucky	W, 52-51	A
2/24	at Virginia Tech*	L, 72-59	A
3/3	Louisville*	L, 74-54	H
Metro Conference Tournament			
3/8	Southern Miss	L, 84-39	H

* - Metro Conference opponent
F: Karen Roell (14.0 pts/5.8 reb), Kelli Dinnison (7.4/4.3), C: Asa Odeus (8.6/6.1), G: Kathy Sords (6.8/3.0 ast), Michele Koenig (5.1/5.7 ast), Res: Donna Harkless (3.8/1.3 ast), Sonja Nix (3.7/3.8).

1990-91 | WON 4, LOST 23

Date	Opponent	Result	Loc.
Metro Conference Tournament			
11/27	Xavier	L, 60-48	H
12/1	Morehead State.	L, 78-59	H

12/8	Dayton	L, 72-62	H
12/10	Wright State	W, 61-55	H
12/13	Georgia	L, 99-38	H
12/15	at Ball State	L, 69-55	A
12/17	at Detroit	L, 70-61	A
12/19	Ohio	W, 61-55	H
12/29	at Miami (OH)	L, 78-43	A
1/3	Cleveland State	L, 74-72	H
1/5	Southern Miss*	L, 76-55	H
1/7	Tulane*	W, 72-64	H
1/12	at Florida State*	L, 90-61	A
1/14	at South Carolina*	L, 53-47	A
1/19	at Louisville*	L, 81-56	A
1/23	Eastern Kentucky	L, 86-59	H
1/26	Virginia Tech*	L, 74-59	H
1/28	Memphis*	W, 65-62	H
2/2	at Southern Miss*	L, 73-58	A
2/4	at Tulane*	L, 79-59	A
2/9	Florida State*	L, 67-49	H
2/11	South Carolina*	L, 81-58	H
2/14	Kentucky	L, 82-50	H
2/18	Louisville*	L, 90-46	H
2/23	at Virginia Tech*	L, 55-52	A
2/25	at Memphis*	L, 79-60	A
Metro Conference Tournament			
3/4	vs. Florida State	L, 89-51	N

* - Metro Conference opponent
F: Sonja Nix (8.6 pts/6.6 reb), Ester McMillon (7.3/6.8), C: Tonya Taylor (15.9/6.5), G: Tasha Brown (10.0/3.8), Elaine Blake (5.7/4.7 ast), Res: Angel Minton (6.4/4.3), Cindy Baker (2.5/2.0), Dawn Hoosier (1.5/2.0 ast).

1991-92 | WON 11, LOST 17

Date	Opponent	Result	Loc.
GREAT MIDWEST WON 3, LOST 7			
Metro Conference Tournament			
11/24	Butler	W, 69-68	H
11/26	Texas-Arlington	W, 79-71	H
11/30	Bowling Green	L, 76-71	H
12/3	at Eastern Kentucky	L, 79-66	A
Middle Tenn. Lady Raider Classic			
12/6	vs. Alabama	L, 100-80	N
12/7	at Eastern Kentucky	W, 66-53	N
12/14	Tennessee Tech	W, 69-65	H
12/18	at Wright State	W, 64-55	A
12/20	Miami (OH)	L, 73-67	H
12/22	Illinois	L, 72-63	H
12/30	Ball State	W, 90-52	H
1/6	at Cleveland State	W, 85-75	A
1/11	at Dayton	L, 76-67	A
1/14	at Kentucky	L, 82-72	A
1/18	at Saint Louis*	W, 73-44	A
1/22	at Xavier	L, 73-63	A
1/25	Marquette*	L, 101-100 ^{OT}	H
1/30	at DePaul*	L, 78-53	A
2/1	Memphis*	L(ot), 83-81	H
2/6	at UAB*	L, 69-64	A
2/8	Saint Louis*	W, 78-52	H
2/15	DePaul*	L, 75-42	H

2/18	at Georgia	L, 93-50	A
2/22	at Marquette*	W, 109-101 ^{OT}	A
2/26	at Morehead State	L, 82-74	A
2/29	at Memphis*	L, 79-59	A
3/7	UAB*	L, 76-60	H
GREAT Midwest Tournament			
3/12	vs. Memphis	L, 83-69	N

* - Great Midwest opponent
F: Ester McMillon (10.6 pts/9.0 reb), Sonja Nix (9.1/6.6), C: Tonya Taylor (18.4/7.5), G: Jane Anne Preston (8.9/4.4), Elaine Blake (8.5/4.6 ast), Res: Jill Withrow (5.0/4.3), Tasha Brown (4.8/1.8).

1992-93 | WON 13, LOST 15

Date	Opponent	Result	Loc.
GREAT MIDWEST WON 4, LOST 6			
12/1	at Butler	L, 80-66	A
12/4	vs. Delaware St.	W, 67-48	N
12/5	at Buffalo	W, 73-55	A
12/13	Wright State	W, 66-51	H
12/15	Ohio	W, 72-59	H
12/17	Cleveland State	W, 78-55	H
12/20	at Illinois	L, 82-69	A
12/30	at Miami (OH)	L, 58-43	A
1/4	at Bowling Green	L, 105-78	A
1/9	Dayton	L, 68-66	H
1/13	Eastern Kentucky	W, 82-80	H
1/16	Saint Louis*	W, 87-62	H
1/18	at Tennessee Tech	L, 93-71	A
1/23	at Marquette*	L, 109-83	A
1/28	DePaul*	L, 62-49	H
1/30	Memphis*	W, 75-72	H
2/4	UAB*	W, 76-75	H
2/6	at Saint Louis*	L, 71-60	A
2/10	Kentucky	W, 72-69	H
2/13	at DePaul*	L, 79-55	A
2/17	Morehead State	W, 65-60	H
2/20	Marquette*	L, 85-76	H
2/23	Xavier	L, 81-48	H
2/27	at Memphis*	W, 66-65	A
3/1	at Akron	L(2ot), 87-85	A
3/6	at UAB*	L, 91-62	A
GREAT Midwest Conference Tournament			
3/11	Saint Louis	W, 79-39	H
3/12	DePaul	L, 73-57	H

* - Great Midwest opponent
F: Dasha Grigsby (13.0 pts/6.0 reb), Sonja Nix (9.6/6.5), C: Angel Minton (9.8/5.6), G: Elaine Blake (8.8/4.2 ast), Suzanne Spencer (8.3/5.6/5.1 ast), Res: Lynette Roeth (4.6/1.8), Angie Zimmerman (3.9/2.5), Tasha Brown (3.0/1.5).

1993-94 | WON 9, LOST 18

Date	Opponent	Result	Loc.
GREAT MIDWEST WON 4, LOST 8			
Texas AGM Tournament			
11/26	Akron	L, 84-66	H
12/4	vs. MO-Kansas City	W, 62-59	N

2024-25 UNIVERSITY OF CINCINNATI BASKETBALL
ALL-TIME RESULTS

12/5	at Texas A&M	L, 74-46	A
12/11	at Wright State	L, 68-58	A
12/14	at Ohio	L, 56-43	A
Washington Tournament			
12/20	at Washington	L, 91-62	A
12/21	vs. Arkansas State	L, 56-52	N
12/28	Miami (OH)	W, 67-66	H
12/30	Yale	L, 59-52	H
Louisville Tournament			
1/2	at Louisville	L, 93-60	A
1/3	vs. MO-Kansas City	W, 57-50	N
1/7	Dayton*	W, 61-58	H
1/15	at Saint Louis*	W, 71-53	A
1/18	at Xavier	L, 84-68	A
1/21	Marquette*	L, 90-71	H
1/27	at DePaul*	L, 75-71	A
1/29	Memphis*	W, 80-73	H
2/3	at UAB*	L, 72-60	A
2/5	Saint Louis*	W, 84-67	H
2/8	at Kentucky	L, 86-56	A
2/11	DePaul*	L, 75-71	H
2/19	at Marquette*	L, 80-64	A
2/26	at Memphis*	L, 85-72	A
3/1	at Dayton*	L, 92-71	A
3/5	UAB*	L, 83-62	H
Great Midwest Tournament			
3/9	vs. DePaul	W, 67-66	N
3/11	vs. UAB	L, 74-61	N

* - Great Midwest opponent
F: Angie Zimmerman (13.9 pts/6.0 reb), Carla Jones (7.0/7.1), C: Angel Minton (9.4/5.5), G: Elaine Blake (10.8/3.5 ast), Jane Anne Preston (7.5/3.7), Res: Lynnette Roeth (6.3/2.6), Grace Blake (4.9/1.5), Carrie Schwab (1.6/1.9).

1994-95 | WON 7, LOST 20
GREAT MIDWEST WON 4, LOST 8

Date	Opponent	Result	Loc.
11/25	Rice	L, 58-49	H
12/2	at Miami (OH)	L, 68-29	A
12/4	Ohio	L, 65-59	H
12/11	at Eastern Illinois	L, 63-61	A
12/13	Wright State	L, 69-54	H
Ohio State Buckeye Classic			
12/16	at Ohio State	L, 82-50	A
12/17	vs. Dartmouth	W, 66-60	N
12/21	at Butler	L, 83-56	A
Brigham Young Holiday Classic			
12/29	vs. Howard	L, 72-70	N
12/30	at Brigham Young	L, 93-68	A
1/4	at Illinois-Chicago	W, 68-64	A
1/10	at Marshall	L, 84-67	A
1/13	Dayton*	L, 60-56	H
1/17	Kentucky	L, 52-49	H
1/20	at UAB*	L, 76-61	A
1/22	at Memphis*	L, 96-69	A
1/27	Saint Louis*	W, 89-77	H
1/30	Xavier	W, 83-77	H
1/33	Marquette*	L, 77-70	H
1/5	DePaul*	W, 67-58	H
1/10	UAB*	L, 75-59	H
1/12	Memphis*	L, 64-52	H
1/17	at Saint Louis*	W, 76-68	A
1/24	at DePaul*	L, 105-69	A
1/26	at Marquette*	L, 71-59	A
1/34	at Dayton*	W, 69-57	A
Great Midwest Tournament			
1/9	vs. UAB	L, 47-32	N

* - Great Midwest opponent
F: Angie Zimmerman (11.2 pts/5.7 reb), Carla Jones (3.3/2.7), C: Carrie Schwab (7.9/5.7), G: Jolinda Lewis (12.3/2.4), Lynnette Roeth (9.6/4.1/3.9 ast), Res: Stephanie Geter (7.4/4.0), Crystal Whitaker (4.6/4.6), Miranda Hastings (3.5/1.9).

1995-96 | WON 8, LOST 19

Date	Opponent	Result	Loc.
11/5	Ball State	L, 76-73	H
11/28	Eastern Illinois	W, 63-44	H
Rice Classic			
12/2	vs. Oklahoma State	L, 78-57	N

12/3	vs. Bradley	L, 65-61	N
12/10	Butler	L, 68-64	H
12/13	at Wright State	L(ot), 61-56	A
12/21	at Ohio	L, 87-67	A
State Farm Bearcat Invitational			
12/29	Cornell	W, 66-52	H
12/30	Austin Peay	W, 74-61	H
1/5	at Marquette*	L, 52-50	A
1/7	at DePaul*	L, 79-64	A
1/10	at Xavier	L, 71-66	A
1/14	Saint Louis*	W, 70-35	H
1/16	at Saint Louis*	W, 66-64	A
1/19	at Southern Miss*	L, 67-55	A
1/21	at Tulane*	L, 73-64	A
1/26	USF*	W, 65-51	H
1/28	UAB*	L, 72-62	H
2/2	Memphis*	L, 89-71	H
2/4	Louisville*	L, 82-77	H
2/9	at Charlotte*	L, 82-67	A
2/13	at Dayton	L, 75-64	A
2/16	DePaul*	L, 66-64	H
2/18	Marquette*	L, 85-75	H
2/23	at USF*	W, 76-55	A
2/25	Illinois-Chicago	W, 82-71	H
Conference USA Championships			
2/29	vs. Charlotte	L, 70-61	N

* - Conference USA opponent
F: Doris Scott (11.8 pts/6.3 reb), Stephanie Geter (11.8/7.1), C: Carrie Schwab (3.1/3.5), G: Jolinda Lewis (12.4/2.6 ast), Mindy Ballinger (9.7/3.6 ast), Amber Stocks (3.2/2.5), Crystal Whitaker (3.3/2.6), Carla Jones (2.8/2.5).

1996-97 | WON 17, LOST 11
C-USA WON 6, LOST 8

Date	Opponent	Result	Loc.
11/22	at Morehead State	W, 74-63	A
11/27	Eastern Michigan	W, 75-55	H
12/1	NE Illinois	L, 56-52	H
Mid-American Classic			
12/6	at Missouri	L, 55-49	A
12/7	vs. Eastern Illinois	W, 62-52	N
12/14	Dayton	W, 69-55	H
12/16	Ohio	W, 85-66	H
State Farm Bearcat Invitational			
12/20	Cleveland State	W, 88-61	H
12/21	Wis. Green Bay	W, 68-66	H
12/30	Wright State	W, 81-49	H
1/3	at Saint Louis*	W, 72-70	A
1/6	Xavier	W, 83-58	H
1/10	Marquette*	L, 69-62	H
1/12	DePaul*	L, 80-72	H
1/19	Saint Louis*	W, 71-56	H
1/24	Southern Miss*	W, 61-59	H
1/26	Tulane*	L, 79-67	H
1/31	at USF*	W, 74-68	A
2/2	at UAB*	L, 68-64	A
2/7	at Memphis*	L, 85-63	A
2/9	at Louisville*	L, 85-59	A
2/14	Charlotte*	W, 64-45	H
2/16	Houston*	W, 81-65	H
2/18	at Western Illinois	W, 79-74	A
2/21	at DePaul*	L, 77-66	A
2/23	at Marquette*	L, 67-56	A
Conference USA Championships			
2/28	vs. Charlotte	W, 63-49	N
3/1	vs. Louisville	L, 84-67	N

* - Conference USA opponent
F: Carla Jones (5.7 pts/4.0 reb), Amber Stocks (1.9/2.7), C: Doris Scott (14.3/8.0), G: Jolinda Lewis (16.0/4.0 ast), Stephanie Geter (12.0/6.1), Res: Madinah Slaise (10.0/3.7), Crystal Whitaker (4.3/3.6), Carrie Schwab (1.9/1.5).

1997-98 | WON 21, LOST 9

Date	Opponent	Result	Loc.
11/22	Oral Roberts	W, 70-42	H
11/25	Middle Tenn. State	W, 81-61	H
12/2	Morehead State	W, 105-77	H
12/5	Cleveland State	W, 93-65	H
12/7	Western Illinois	W, 65-45	H

12/14	at Dayton	L, 67-64	A
State Farm Bearcat Invitational			
12/19	UNC Asheville	W, 82-54	H
12/20	Tennessee-Martin	W, 76-59	H
12/28	Jackson State	W, 77-62	H
1/2	Marquette*	L, 83-75	H
1/4	DePaul*	W, 75-65	H
1/9	at Houston*	W, 62-43	A
1/11	at USF*	L(ot), 76-72	A
1/16	at Charlotte*	W, 60-42	A
1/18	at Saint Louis*	W, 70-56	A
1/23	UAB*	W, 86-67	H
1/25	at Memphis*	L, 73-72	A
1/28	at Xavier	W, 78-72	A
1/31	Southern Miss*	W, 83-66	H
2/2	Tulane*	L(ot), 82-78	H
2/6	at Marquette*	W, 68-64	A
2/8	at DePaul*	L, 73-68	A
2/12	Louisville*	W, 70-61	H
2/16	at Louisville*	L, 67-54	A
2/20	Saint Louis*	W, 79-73	H
2/22	Charlotte*	W, 62-57	H
Conference USA Championships			
2/27	vs. Houston	W, 62-57	N
2/28	vs. Tulane	W, 77-62	N
3/1	vs. Memphis	L, 72-64	N
WNIT			
3/13	at Toledo	L, 76-62	A

* - Conference USA opponent
F: Stephanie Geter (10.8 pts/5.3 reb), Amber Stocks (6.0/4.4), C: Doris Scott (17.6/7.8), G: Jolinda Lewis (13.7/3.0 ast), Jewel Snowden (6.4/3.2 ast), Res: Madinah Slaise (10.1/4.0), Crystal Whitaker (2.6/2.4), Tammy Douglass (2.1/2.5).

12/16	Michigan	L, 66-57	H
12/13	at Ball State	W(ot), 78-74	A
Aveda Bearcat Invitational			
12/18	Coastal Carolina	W, 89-51	H
12/19	Marshall	W, 91-60	H
12/22	at Louisville*	L, 70-59	A
12/28	at Kentucky	L, 70-59	A
1/1	at Marquette*	W, 61-58	A
1/3	at DePaul*	W, 53-47	A
1/8	USF*	W, 84-55	H
1/10	Houston*	W(ot), 93-87	H
1/14	Charlotte*	W, 61-57	H
1/16	Saint Louis*	W, 70-58	H
1/21	at UAB*	W, 51-42	A
1/24	Memphis*	L, 71-68	H
1/29	at Southern Miss*	W(ot) 79-70	A
1/30	at #18 Tulane*	W, 70-51	A
2/4	DePaul*	W, 65-59	H
2/6	Marquette*	W, 65-56	H
2/10	Xavier	W(ot), 65-61	H
2/14	Louisville*	W, 70-61	H
2/19	at Charlotte*	W, 63-55	A
2/21	at Saint Louis*	L(ot), 77-74	A
Conference USA Championships			
2/27	vs. Saint Louis	W, 76-73	N
2/28	vs. Marquette	W(ot), 77-68	N
3/1	at Tulane	L, 58-44	A
NCAA Midwest Regional			
3/12	at #16 Oregon	L, 56-65	N

* - Conference USA opponent
F: Tanya Kirk (9.0 pts/4.9 reb), Amber Stocks (4.4/5.9), C: Doris Scott (14.5/7.5), G: Madinah Slaise (19.7 pts/5.0 reb), Candice Roberson (6.8/3.3 asts), Res: Tish Perry (5.3/1.5), Laura Wilder (3.4/2.2).

1998-99 | WON 22, LOST 9

Date	Opponent	Result	Loc.
11/13	at Indiana	L, 61-51	A
11/23	Quinnipiac	W, 73-38	H
11/25	Wright State	W, 66-42	H
11/28	Dayton	W, 71-53	H
12/1	at Eastern Michigan	W, 79-53	A



Tammy Douglass



Madinah Slaise

State Farm Bearcat Invitational			
12/16	Belmont	W, 79-68	H
12/17	East Tennessee State	W, 76-54	H
12/22	Kentucky	L, 68-62	H
12/29	Middle Tennessee State	W, 63-54	H
1/1	at Louisville*	L, 65-56	A
1/7	at DePaul*	W, 57-53	A
1/9	at Marquette*	L, 79-62	A
1/14	Tulane*	W, 70-59	H
1/16	Southern Miss*	L, 58-56	H
1/20	Charlotte*	W, 77-69	H
1/22	Saint Louis*	W, 61-56	H
1/28	at Memphis*	L, 79-70	A
1/30	at UAB*	L, 76-62	A
2/5	at Saint Louis*	W, 55-54	A
2/7	at Charlotte*	L, 80-57	A
2/11	Marquette*	L, 71-58	H
2/13	DePaul*	W, 71-56	H
2/18	at Houston*	W, 66-64	A
2/20	USF*	W, 84-62	H
2/24	American	W, 80-43	H
2/27	Louisville*	W, 84-65	H

Conference USA Championships			
3/M3	vs. Houston	W, 65-59	N
3/4	vs. Tulane	L, 91-78	N

WNIT			
3/16	at Pittsburgh	W, 76-60	A
3/18	Michigan State	L, 83-88	H

F: Madinah Slaise (21.8 pts/5.6 reb), Candice Holley (8.5/4.0), C: Laura Wilder (8.9/7.2), G: Candice Roberson (5.7/3.3 ast), Tish Perry (5.6/2.9 ast), Res: K.B. Sharp (5.6/2.1 ast), Portia Flournoy (4.9/4.2), Nikki Groeber (3.9/4.5).

2000-01 WON 22, LOST 10			
C-USA WON 9, LOST 7			
Date	Opponent	Result	Loc.
11/17	St. Bonaventure	W, 97-75	H
11/25	Rider	W, 74-56	H
11/29	at Wisconsin-Green Bay	L, 90-68	A
12/2	Coastal Carolina	W, 84-55	H
12/8	American	W, 64-52	H
12/12	Xavier	W, 75-59	H

State Farm Bearcat Invitational			
12/16	Radford	W, 79-51	H
12/17	UNC Wilmington	W, 66-63	H
12/20	Dayton	W, 79-69	H

12/22	vs. Kentucky	W, 57-38	N
12/28	Butler	W, 72-44	H
1/1	at Louisville*	L, 72-58	A
1/5	Houston*	W(ot), 63-62	H
1/7	at USF*	W, 66-52	A
1/12	at Marquette*	L, 54-45	A
1/14	at DePaul*	L, 79-63	A
1/19	Saint Louis*	W, 79-61	H
1/21	Charlotte*	W, 69-48	H
1/26	at Southern Mississippi*	L, 81-71	A
1/28	at Tulane*	L, 83-74	A
2/2	UAB*	L, 61-58	H
2/4	Memphis*	W, 71-58	H
2/8	DePaul*	W, 72-64	H
2/11	Marquette*	W, 63-61	H
2/16	at Charlotte*	W, 73-50	A
2/18	at Saint Louis*	W, 70-67	A
2/24	Louisville*	L, 70-57	H

Conference USA Championships			
3/2	vs. USF	W, 60-41	N
3/3	vs. UAB	W, 74-56	N
3/4	vs. DePaul	W, 65-52	N
3/5	at Tulane	L, 63-50	A

WNIT			
3/14	at Ohio State	L, 60-61	A

F: Laura Wilder (8.0 pts/6.3 reb), Katrina Merriweather (5.4/2.3), C: Tammy Douglass (9.5/6.8), G: Valerie King (16.3 pts/2.3 reb), K.B. Sharp (8.3/5.3 ast), Res: Portia Flournoy (5.5/3.9), Merelene Dozier (4.7/0.5), Erin Hostetler (4.5/4.2), Brittani Young (3.2/1.9).

2001-02 WON 27, LOST 5			
C-USA WON 11, LOST 3			
C-USA Tournament Champions			

Date	Opponent	Result	Loc.
11/16	at Dayton	W, 70-58	A
11/20	Robert Morris	W, 71-29	H
11/24	at Middle Tennessee State	W, 65-63	A
11/28	St. Francis (Pa.)	W, 76-49	H
12/2	at Xavier	W, 62-56	A
12/11	Nebraska	W, 81-59	H

Active Ankle Bearcat Invitational			
12/15	Troy State	W, 92-49	H
12/16	Belmont	W, 87-73	H
12/18	Sacred Heart	W, 75-42	H
12/22	at Butler	W, 94-66	A
12/29	Mississippi State	W, 74-57	H
1/4	at Louisville*	L, 71-65	A
1/8	Syracuse	L, 70-68	H
1/11	East Carolina*	W, 77-52	H
1/13	Charlotte*	W, 87-58	H
1/18	at TCU*	L, 73-57	A
1/20	at Houston*	L(ot), 89-78	A
1/25	UAB*	W, 78-35	H
1/27	USF*	W, 92-47	H
2/1	at Tulane*	W, 76-50	A
2/3	at Southern Miss*	W, 65-56	A
2/8	Saint Louis*	W, 56-55	H
2/10	Memphis*	W, 85-59	H
2/15	at Marquette*	W, 63-53	A
2/17	at DePaul*	W, 75-51	A
2/19	Kentucky	W, 73-57	H
2/24	Louisville*	W, 85-71	H

Conference USA Championships			
3/2	vs. Louisville	W, 80-70	N
3/3	vs. Houston	W, 78-74	N
3/4	vs. Tulane	W, 68-56	N

NCAA East Regional			
3/16	vs. St. Peter's	W(ot), 76-63	N
3/18	at #13 South Carolina	L, 75-56	A

F: Laura Wilder (7.2 pts/5.5 reb), Brittani Young (5.1/3.8), C: Debbie Merrill (14.7/7.8), G: Valerie King (19.8/2.3), K.B. Sharp (9.4/6.4 ast), Res: Tammy Douglass (9.1/5.8), Carolyn Alexander (4.8/2.4), Portia Flournoy (2.5/2.9).

2002-03 WON 23, LOST 8			
C-USA WON 11, LOST 3			
Date	Opponent	Result	Loc.
11/22	at Mississippi State	L, 76-70	A

11/27	Dayton	W, 73-48	H
11/30	Middle Tennessee State	W, 79-59	H
12/5	at Eastern Kentucky	W, 91-78	A
12/7	Coastal Carolina	W, 92-54	H
12/15	at Nebraska	L, 65-55	A
12/19	Rice	W, 68-54	H

Bearcat Invitational			
12/21	Bowling Green	W, 88-57	H
12/22	UL Lafayette	W, 68-55	H
12/28	Xavier	W, 61-56	H
12/31	at Kentucky	L, 69-67	A
1/4	Toledo	W, 64-57	H
1/6	Lafayette	W, 85-41	H
1/11	Louisville*	W, 67-48	H
1/17	TCU*	W, 68-61	H
1/19	Houston*	W, 79-69	H
1/24	at USF*	W, 72-37	A
1/26	at UAB*	W, 63-60	A
1/31	Southern Miss*	W, 63-51	H
2/2	Tulane*	L, 62-53	H
2/7	at Charlotte*	L, 67-62	A
2/9	at East Carolina*	W, 83-69	A
2/16	at Louisville*	W(ot), 73-66	A
2/21	DePaul*	W(ot), 71-67	H
2/23	Marquette	W, 69-62	H
2/28	at Memphis*	W, 74-53	A
3/2	at Saint Louis*	L, 69-63	A

Conference USA Championships			
3/7	vs. Southern Miss	W, 61-42	N
3/8	vs. DePaul	W, 81-64	N
3/9	vs. TCU	L(ot), 85-76	N

NCAA West Regional			
3/23	#24 Arkansas	L, 71-57	H

F: Carolyn Alexander (11.1 pts/6.3 reb), Brittani Young (3.8/4.2), C: Debbie Merrill (18.0/8.5), G: Valerie King (16.4/2.8), K.B. Sharp (13.6/5.6/5.9 ast), Res: Micah Harvey (2.9/2.0 ast), DeAnna Stevenson (2.1/2.8), Anne Stephens (2.1/1.1).

2003-04 WON 15, LOST 16			
C-USA WON 5, LOST 9			
Date	Opponent	Result	Loc.

Preseason WNIT			
11/14	Liberty	W, 73-62	H
11/17	at Michigan	L, 73-69	A
11/21	IUPUI	W, 74-47	H
11/25	Charleston Southern	W, 105-60	H
11/30	at Xavier	W, 52-41	A
12/3	Evansville	W, 81-43	H
12/6	at Dayton	W, 62-40	A
12/13	at Indiana State	L, 57-54	A
12/16	#20 UC Santa Barbara	L(ot), 71-70	H
12/19	Oregon State	L, 61-55	H
12/21	Loyola Marymount	W, 59-48	H
12/29	at #23 Michigan State	L, 55-43	A
1/2	Kentucky	W, 60-52	H
1/5	Eastern Kentucky	W, 83-51	H
1/9	at Marquette*	L, 62-54	A
1/11	at #18 DePaul*	L, 88-61	A
1/16	Memphis*	L, 64-61	H
1/18	Saint Louis*	W, 66-62	H
1/23	at #25 Houston*	L, 60-56	A
1/25	at #21 TCU*	L, 73-57	A
1/31	at Louisville*	L, 65-54	A
2/6	USF*	L(ot), 66-64	H
2/8	UAB*	W, 69-58	H
2/13	at Southern Miss*	W, 77-64	A
2/15	at Tulane*	L, 61-50	A
2/20	East Carolina*	W(ot), 78-72	H
2/22	Charlotte*	W, 80-56	H
2/28	Louisville*	L, 58-48	H

Conference USA Championships			
3/4	vs. USF	W, 71-68	N
3/5	vs. #11 Houston	L, 84-67	N

WNIT			
3/19	at Western Kentucky	L(ot), 80-78	A

F: Debbie Merrill (15.2 pts/7.5 reb), Brittani Young (4.2/5.4), C: Anne Stephens (7.3/5.3), G: Valerie King (16.0/2.3), Micah Harvey (6.5/4.7 ast), Res: Treasure Humphries (7.2/2.3), Karen Twehues (6.9/3.3), Toni

Slaughter (6.2/4.2), Leslie Knoch (1.5/1.2).
--

2004-05 WON 9, LOST 19				
C-USA WON 4, LOST 10				
Date	Opponent	Result	Loc.	
11/19	at Toledo	L, 62-57	A	
11/21	Detroit	W, 60-31	H	
11/24	Ball State	W, 62-58	H	
11/28	Indiana State	L, 76-60	H	
12/1	Dayton	W, 65-54	H	
12/4	#15 Michigan State	L, 77-61	H	
12/11	Xavier	L, 85-50	H	
12/15	at Evansville	L, 69-50	A	
12/18	Alabama State	W, 73-41	H	
12/21	Loyola Marymount	W, 55-45	H	
12/29	Middle Tennessee State	L, 64-47	H	
1/2	Arkansas	L, 66-54	A	
1/7	at UAB*	L, 63-45	A	
1/9	at USF*	L, 74-56	A	
1/12	North Dakota State	L, 75-67	H	
1/16	Louisville*	L, 72-71	H	
1/21	Houston*	L, 63-56	H	
1/23	TCU*	L, 68-51	H	
1/28	at Saint Louis*	L, 49-47	A	
1/30	at Memphis*	W, 58-56	A	
2/5	Marquette*	W, 79-69	H	
2/7	#15 DePaul*	L, 67-55	H	
2/11	at East Carolina*	L, 58-31	A	
2/13	at Charlotte*	L, 72-63	A	
2/18	Tulane*	W, 55-41	H	
2/20	Southern Miss*	W, 66-57	H	
2/25	at Louisville*	L, 61-58	A	

Conference USA Tournament				
3/3	at Charlotte	L, 63-46	A	

F: Toni Slaughter (10.1 pts/6.6 reb), C: Emy Ogide (1.8/2.0), G: Micah Harvey (6.3/4.6 ast), Karen Twehues (9.5/2.6), Leslie Knoch (7.2/2.7 ast), Res: Anne Stephens (12.0/5.7), Treasure Humphries (5.8/2.4), Bellva May (4.8/2.6), Ashley Brown (3.9/4.5).

2005-06 WON 17, LOST 12				
BIG EAST WON 7, LOST 10				
Date	Opponent	Result	Loc.	

11/19	St. Francis (Pa.)	W, 74-39	H
11/23	East Tennessee State	W, 82-58	H
11/26	Detroit	W, 71-55	H
11/30	at Xavier	L, 87-60	A
12/3	Eastern Illinois	W, 82-48	H
12/11	Fordham	W, 71-61	H
12/14	Texas-Arlington	W, 73-61	H
12/17	Indiana	W, 73-59	H
12/20	Toledo	W, 70-60	H
12/22	at Dayton	W, 65-55	A
12/29	at Oregon State	W(ot), 63-58	A
1/3	#8 Rutgers*	L, 64-51	H
1/7	at Providence*	L, 58-57	A
1/12	at #7 Connecticut*	L, 92-71	A
1/15	USF*	W, 89-87	H
1/18	St. John's*	L, 88-80	H
1/21	at Syracuse*	W, 59-43	A
1/25	Georgetown*	W, 87-68	H
2/1	at Seton Hall*	W, 77-58	A
2/4	Pittsburgh*	L, 64-63	H
2/8	at #17 DePaul*	L, 68-53	A
2/11	at Villanova*	L, 64-40	A
2/15	West Virginia*	W, 56-46	H
2/18	Louisville*	W, 76-65	H
2/21	at Georgetown*	W, 63-47	A
2/25	Notre Dame*	L(ot), 75-66	H
2/28	at Marquette*	L, 66-48	A

BIG EAST Tournament
3/4 vs. Pittsburgh L, 77-62 N

WNIT			
3/16	at Florida International	L(ot), 81-75	A

F: Michelle Jones (9.1 pts/5.3 reb), C: Anne Stephens (7.4/4.6), G: Treasure Humphries (12.8/3.6 ast), Micah Harvey (5.5/4.6 ast), Shelly Bellman (10.9/6.2), Res: Jill Stephens (6.7/3.6), Karen Twehues (6.5/1.9), Bellva May (2.7/2.3), Emy Ogide (2.6/1.9), Kahla Roubush (2.5/1.5), Angel Morgan (2.1/1.8).

2024-25 UNIVERSITY OF CINCINNATI BASKETBALL
ALL-TIME RESULTS

2006-07 | WON 15, LOST 14

BIG EAST WON 6, LOST 10

Date	Opponent	Result	Loc.
11/10	at Youngstown State	W, 85-78	A
11/14	Arkansas-Pine Bluff	W, 89-65	H
11/16	Dayton	W, 65-60	H
11/22	St. Francis	W, 83-51	H
11/28	Murray State	W, 74-57	H
Mildred and Roger L. White Invitational			
12/1	Northern Illinois	L, 81-73	A
12/2	vs Princeton	W, 66-55	N
12/10	Alabama State	W, 92-53	H
12/14	at #16 Louisville*	L, 67-62	A
12/18	Alabama A&M	W, 67-61	H



Jill Stephens

12/21	Tennessee Tech	W, 86-70	H
12/28	at #23 Arkansas	L, 94-82	A
1/3	Georgetown*	W, 77-55	H
1/6	at USF*	L, 67-49	A
1/10	at Notre Dame*	L, 81-70	A
1/14	#24 DePaul*	W, 62-44	H
1/17	Xavier	L, 89-76	H
1/20	Seton Hall*	L, 58-57	H
1/23	at Georgetown*	W, 80-62	A
1/27	#17 Marquette*	L, 76-59	H
1/30	#6 Connecticut*	L, 70-60	H
2/3	at #23 Rutgers*	L, 85-43	A
2/7	Providence*	W, 74-61	H
2/13	at Pittsburgh*	L, 55-44	A
2/17	at St. John's*	L, 72-66	A
2/20	Villanova*	W, 60-50	H
2/24	at West Virginia*	L, 61-49	A
2/26	Syracuse*	W, 59-54	H

BIG EAST Tournament

3/3	vs. Pittsburgh	L, 76-71	N
-----	----------------	----------	---

*BIG EAST opponent

F: Michelle Jones (11.2 pts/5.9 reb), C: Jill Stephens (4.2/3.3), G: Treasure Humphries (11.5/5.4), Carla Jacobs (8.4/4.2 ast), Shelly Bellman (10.4/6.6) Res: Karen Twehues (9.3/4.4), Emy Ogide (6.4/3.6), Angel Morgan (5.6/5.1).

2007-08 | WON 12, LOST 16

BIG EAST WON 3, LOST 13

Date	Opponent	Result	Loc.
11/13	Michigan	L, 55-46	H
11/16	Valparaiso	W, 96-69	H
11/19	Duquesne	W(ot), 90-82	H
11/21	McNeese State	W, 83-44	H
11/26	Presbyterian	W, 80-47	H
11/29	at Dayton Flyers	L, 69-53	A
12/1	at Xavier	W, 61-55	A
12/11	Wright State	W, 73-66	H
12/15	Youngstown State	W, 79-56	H
12/17	Central Michigan	W, 82-69	H
12/20	Indiana	L, 66-59	H
12/29	at Tennessee Tech	W, 71-57	A
1/5	at Seton Hall*	L, 54-43	A
1/8	Georgetown*	W, 69-49	H
1/12	Pittsburgh*	L, 86-61	H
1/15	at Louisville*	L, 69-37	A
1/19	at #1 Connecticut*	L, 86-49	A
1/22	#5 Rutgers*	L, 71-41	H
1/26	at DePaul*	L, 81-51	A
1/30	Louisville*	L, 79-56	H
2/2	#20 Notre Dame*	L, 73-41	H
2/5	at Marquette*	L, 72-65	A
2/9	USF*	W, 74-67	H

2/16	at Villanova*	L, 69-50	A
2/19	#13 West Virginia*	L, 82-63	H
2/23	at #22 Syracuse*	L, 66-56	A
3/1	St. John's*	L, 49-47	H
3/3	at Providence*	W, 66-59	A

F: Jill Stephens (13.0 pts/9.4 reb), F: Natasha Graboski (5.5/5.1), G: Kahla Roudebush (16.5/5.5), Carla Jacobs (8.8/4.0 ast), Tenishia Benson (8.4/5.0) Res: Stephanie Stevens (4.6/1.4 ast), Kristi Brogan (2.2/0.9) Emy Ogide (2.2/1.6), Angel Morgan (3.2/3.0).

2008-09 | WON 14, LOST 17

BIG EAST WON 3, LOST 13

Date	Opponent	Result	Loc.
11/14	Detroit	W, 66-59	H
11/17	at Kentucky	L, 58-55	A
11/23	Toledo	W, 60-59	H
11/28	Mississippi Valley St.	W, 66-45	H
11/29	Savannah State	W, 64-34	H
11/30	Eastern Illinois	W, 52-47	H
12/3	Dayton	L, 59-56	H
12/7	#23 Xavier	W, 65-55	H
12/14	IUPUI	W, 67-58	H
12/16	at Wright State	W, 56-41	A
12/19	at Michigan	L, 65-50	A
12/21	Davidson	W, 60-42	H
12/30	Saint Francis (PA)	W, 75-65	H
1/3	Villanova*	W, 61-54	H
1/7	at West Virginia*	W, 61-55	A
1/10	Syracuse*	L, 71-70	H
1/17	Seton Hall*	W, 72-62	H
1/20	at #7 Louisville*	L, 66-50	A
1/24	#1 Connecticut*	L, 65-34	H
1/31	at #17 Notre Dame*	L, 66-50	A
2/3	Providence*	L(ot), 82-71	H
2/8	at St. John's*	L, 60-53	A
2/11	at Georgetown*	L, 69-61	A
2/14	#10 Louisville*	L, 67-52	H
2/18	Marquette*	L, 67-61	H
2/21	at #19 Pittsburgh*	L, 68-53	A
2/24	at Rutgers*	L, 71-52	A
2/28	at USF*	L, 84-78	A
3/2	DePaul*	L, 67-47	H

3/6	vs. Marquette	W(ot), 60-54	N
3/7	vs. USF	L, 68-58	N

F: Jill Stephens (12.0 pts/5.3 reb), F: Angel Morgan (6.2/7.5), G: Kahla Roudebush (16.3/3.9), G: Shelly Bellman (6.9/3.8), Shanasa Sanders (7.6/3.3) Res: Stephanie Stevens (1.6/0.7 ast), Michelle Jones (5.5/3.4), Val Schuster (2.6/1.5).

2009-10 | WON 12, LOST 18

BIG EAST WON 4, LOST 12

Date	Opponent	Result	Loc.
11/15	Furman	W, 85-46	H
11/18	at Indiana	L, 64-57	A
11/21	Detroit	W, 65-58	H
Great Alaska Shootout			
11/24	vs. Western Carolina	W, 67-54	N
11/25	at Alaska Anchorage	L, 49-48	A
11/29	Dartmouth	W, 55-35	H
12/4	Kentucky	L, 68-57	H
12/6	at #9 Xavier	L, 69-38	A
12/13	Butler	L, 65-48	H
12/18	Eastern Kentucky	W, 62-49	H
12/21	Valparaiso	W, 62-50	H
12/29	Wright State	W, 51-45	H
1/2	Louisville*	L, 63-49	H
1/7	at #1 Connecticut*	L, 83-51	A
1/10	St. John's*	W, 70-60	H
1/16	Rutgers*	L, 44-33	A
1/19	#19 Georgetown*	L, 60-56	H
1/23	at Seton Hall*	L, 64-47	A
1/27	at DePaul*	L, 71-63	A
1/30	USF*	L, 64-47	H
2/2	at Louisville*	W(ot), 74-68	A
2/9	#4 Notre Dame*	L, 66-50	H
2/13	at Syracuse*	W(ot), 66-62	A
2/16	at Providence*	L, 59-44	A
2/20	Villanova*	L, 60-57	H
2/23	#8 West Virginia*	L, 64-43	H

2/27	Pittsburgh*	L, 72-60	H
3/1	at Marquette*	L(ot), 69-63	A
BIG EAST Tournament			
3/5	vs. USF	W, 63-51	N
3/6	vs. Rutgers	L, 70-44	N

G: Kahla Roudebush (14.0/5.6), Shareese Ullis (11.4/3.1 ast), Carla Jacobs (8.8/4.1) F: Michelle Jones (10.0/7.1), Val Schuster (3.7/4.4) Res: Shanasa Sanders (3.0/2.8), Dares McClung (5.0/4.0), Stephanie Stevens (2.0/0.5), Else Daniel (0.7/0.8).

2010-11 | WON 9, LOST 20

BIG EAST WON 2, LOST 14

Date	Opponent	Result	Loc.
11/12	Southwest Baptist	W, 55-40	H
11/14	North Florida	W, 61-42	H
11/21	Robert Morris	W, 65-50	H
11/23	Mount St. Mary's	W, 67-47	H
11/28	at Valparaiso	W, 65-51	A
12/2	at Dayton	L, 70-59	A
12/5	#4 Xavier	L, 69-61	H
12/15	Louisville*	L, 78-40	H
12/18	Wright State	L, 65-50	H
12/21	Marshall	W, 57-47	H
Maggie Dixon Surf N Slam Classic			
12/28	vs. #23 Texas	L, 80-77	N
12/30	vs. Hofstra	W, 65-63	N
1/2	Miami (OH)	L, 65-56	H
1/5	at USF*	W, 57-56	A
1/8	at #6 West Virginia*	L, 72-44	A
1/15	Rutgers*	L, 55-44	H
1/18	at St. John's*	L, 63-34	A
1/22	at Louisville*	L, 83-47	A
1/25	#12 DePaul*	L, 67-48	H
1/29	#2 Connecticut*	L, 80-46	H
2/1	at Pittsburgh*	L, 79-48	A
2/5	at #17 Georgetown*	L, 55-38	A
2/12	Seton Hall*	L, 51-44	H
2/15	at Villanova*	L, 64-44	A
2/19	Providence*	L, 57-43	H
2/22	Syracuse*	L, 55-53	H
2/26	at #8 Notre Dame*	L, 66-48	A
2/28	#20 Marquette*	W, 65-62	H

3/4	vs. West Virginia	L, 66-41	N
-----	-------------------	----------	---

G: Shareese Ullis (13.7/2.3), Kayla Cook (8.1/4.0), Shelly Bellman (5.9/3.7), F: Chanel Chisholm (6.5/4.8), Jeanise Randolph (5.7/ 5.6), Res: Dares McClung (8.0, 6.3), Bjonee Reaves (7.6/2.9), Tiffany Turner (4.9/6.0), LaShay Banks (0.7/1.3).

2011-12 | WON 16, LOST 16

BIG EAST WON 6, LOST 10

Date	Opponent	Result	Loc.
11/11	IPFW	W, 74-42	H
11/16	Dayton	W, 75-64	H
11/18	Evansville	W, 64-34	H
Cancun Challenge			
11/24	vs. South Dakota State	W, 55-22	N
11/25	vs. Chattanooga	W, 51-20	N
12/1	Morgan State	W, 64-60	H
12/4	at Xavier	L, 69-60	A
12/10	at Marshall	L, 55-47	A
12/4	#14 Louisville*	L, 64-59	H
12/17	at Miami (OH)	L, 74-69	A
12/19	Indianapolis	L, 50-43	H
12/22	Longwood	W, 70-54	H
12/28	at Virginia Tech	W, 66-55	A
12/29	vs. High Point	W, 62-40	N
1/3	USF*	L, 58-55	H
1/7	at #10 Rutgers*	L, 58-47	A
1/14	#2 Notre Dame*	L, 76-50	H
1/19	at #3 Connecticut*	L, 80-37	A
1/21	St. John's*	L, 51-34	A
1/24	at Villanova*	L, 62-53	A
1/28	at Syracuse*	W, 55-54	A
2/1	at Marquette*	W, 64-52	A
2/4	#17 Georgetown*	L, 65-54	H
2/7	at Providence*	W, 60-56	A
2/11	Pittsburgh*	W, 62-57	H
2/18	at Seton Hall*	W, 54-48	A
2/21	Marquette*	W, 60-46	H

2/25	West Virginia*	L, 66-62	H
2/27	at DePaul*	L, 73-51	A
BIG EAST Tournament			
3/2	vs. Marquette	L, 54-51	N

3/16	Duquesne	W(ot), 68-63	H
3/19	at Toledo	L, 72-51	A

G: Dayeesha Hollins (14.8/4.1), Bjonee Reaves (13.4/3.4), Chanel Chisholm (8.7/5.8), Kayla Cook (6.1/3.2) F: Jeanise Randolph (6.5/5.4), Tiffany Turner (6.0/5.5) Res: Alysha Lovett (3.3/1.7), Leshia Dunn (1.8/1.5), Else Daniel (1.0/1.5), Talequia Hamilton (0.7/0.8), Lashay Banks (0.6/0.9), Chelsea Jamison (0.3/0.8).

2012-13 | WON 12, LOST 18

BIG EAST WON 4, LOST 12

Date	Opponent	Result	Loc.
11/9	Northern Kentucky	W, 49-31	H
11/14	at #20 Ohio State	L, 87-49	A
11/19	at Kent State	W, 59-41	A
11/25	College of Charleston	W, 66-57	H
11/28	Morehead State	W, 55-45	H
12/2	Xavier	L(2ot), 69-67	H
12/5	Youngstown State	W, 57-46	H
12/9	Eastern Kentucky	W, 59-48	H
12/15	at Akron	L, 67-54	A
12/21	Belmont	W, 68-54	H
Rainbow Wahine Invitational (Hawaii)			
12/28	vs. Alabama	L, 58-47	N
12/29	at Hawaii	L(ot), 65-63	A
12/30	vs. LIU Brooklyn	W, 59-48	N
1/6	Villanova	L, 54-51	H
1/9	Seton Hall	L, 64-56	H
1/15	at USF	L, 77-44	A
1/18	at #15 Louisville	L, 72-33	A
1/22	DePaul	L, 51-45	A
1/26	#3 UConn	L, 67-31	H
1/29	at Georgetown	L, 54-52	A
2/2	at #2 Notre Dame	L, 64-42	A
2/5	#24 Syracuse	L, 72-48	H
2/9	at Rutgers	L, 55-46	A
2/13	Marquette	W, 54-52	H
2/17</			

2024-25 UNIVERSITY OF CINCINNATI BASKETBALL
ALL-TIME RESULTS



BIG EAST Tournament

3/8 vs. Seton Hall L, 60-55 N

G: Dayeesha Hollins (15.4/4.1), Alysha Lovett (6.7/4.3), Alexis Durlay (5.6/2.4), Kayla Cook (5.0/2.4), Jasmine Whitfield (1.6/1.2) Destini Feagin (0.4/0.3)
F: Leshia Dunn (7.2/5.0), Tiffany Turner (7.0/6.0), Chelsea Jamison (4.1/3.2), Jeanise Randolph (5.0/5.0), Shelbi Chandler (0.5/0.7), Talequia Hamilton (0.0/2.0)

2013-14 | WON 13, LOST 18

AMERICAN WON 5, LOST 13

Date	Opponent	Result	Loc.
11/9	at Northern Kentucky	L, 61-77	A
11/11	Florida State	L, 58-63	H
11/17	Kent State	W, 65-46	H
11/21	#22 Iowa State	L, 42-78	H

UNLV Ladey Rebel Roundup

11/30	vs Charlotte	W, 71-64	N
12/1	vs Fordham	L, 40-56	N
12/4	Morehead State	W, 75-44	H
12/8	at Youngstown State	W, 83-62	A
12/15	Ohio State	W, 64-49	H
12/17	Akron	W, 86-70	H
D21	at Xavier	W, 47-26	A
D29	at #1 UCONN	L, 34-67	A
1/1	SMU	L, 43-54	H
1/4	at #7 Louisville	L, 45-64	A
1/7	Rutgers	L, 58-78	H
1/11	at Houston	W, 59-50	A
1/18	Temple	L, 47-58	H
1/21	at USF	L, 48-57	A
1/25	UCF	W, 47-37	H
1/28	at SMU	L, 47-66	A
2/1	#1 UConn	L, 29-86	H
2/4	at Rutgers	L, 53-58	A
2/8	Houston	L, 39-48	H
2/12	Memphis	W, 65-49	H
2/15	at Temple	W, 55-53	A
2/19	USF	L, 43-62	H
2/22	at UCF	W, 50-49	A
3/1	#3 Louisville	L, 51-75	H
3/3	at Memphis	L, 47-53	A

American Athletic Conference Tournament

3/7 vs UCF W, 54-52 N
3/8 vs #1 UCONN L, 42-72 N

G: Dayeesha Hollins (13.3/3.3), Alysha Lovett (10.2/4.5), Alexis Durlay (6.1/2.7), Kayla Cook (5.8/2.6), Jasmine Whitfield (5.3/2.6), Bianca Quisenberry (4.4/4.0), Chelsea Jamison (2.5/2.4), Brandey Tarver (0.6/1.5)
F: Jeanise Randolph (11.8/8.7), Marley Hill (3.5/2.3), Shelbi Chandler (0.9/1.5), Tiffany Turner (0.0/1.0), Ashley Nickens (0.0, 0.3)

2014-15 | WON 8, LOST 23

AMERICAN WON 4, LOST 14

Date	Opponent	Result	Loc.
11/15	vs Arkansas-Pine Bluff	W, 73-57	H
11/19	at Tennessee-Martin	L, 61-62	A
11/23	at Iowa State	L, 54-85	A

Cal Thanksgiving Classic

11/28	vs Creighton	L, 52-63	N
11/29	vs San Jose State	L, 54-79	N
12/2	at UCLA	L, 58-66	A
12/7	at Bowling Green	L, 55-66	A
12/14	Xavier	L, 71-72	H
12/17	at Northern Kentucky	L, 52-66	A
12/20	Delaware	W, 67-59	H
12/23	Detroit	W, 70-38	H
12/28	Tulane	L, 50-60	H

12/31	at Tulsa	L, 52-74	A
1/3	Temple	L, 64-81	H
1/7	at Houston	W(2ot), 76-73	A
1/10	UCF	W, 70-54	H
1/14	at Memphis	L, 38-41	A
1/20	at Temple	L, 50-83	A
1/25	#2 UConn	L, 31-96	H
1/28	Memphis	L, 44-56	H
1/31	Houston	W(ot), 69-66	H
2/3	at #2 UConn	L, 36-96	A
2/7	at USF	L, 36-75	A
2/10	East Carolina	L, 53-78	H
2/14	at UCF	L, 51-66	A
2/21	at East Carolina	L, 40-53	A
2/24	USF	L, 44-74	H
2/28	at SMU	W, 56-46	A
3/2	Tulsa	L, 58-71	H

American Athletic Conference Tournament

3/6 vs UCF W, 76-66 N
3/7 vs #1 UCONN L, 34-93 N

G: Ana Owens (11.7/4.4), Jasmine Whitfield (9.9/4.2), Makenzie Cann (7.0/1.9), Chelsea Jamison (5.4/5.7), Bianca Quisenberry (4.7/3.0), Brandey Tarver (3.6/3.3)
F: Marley Hill (11.4/8.3), Shelbi Chandler (0.9/1.7), Ashley Nickens (0.7/0.9), Trinity Hunter (0.6, 1.1)

2015-16 | WON 8, LOST 22

AMERICAN WON 4, LOST 14

Date	Opponent	Result	Loc.
11/14	Saint Francis (Pa.)	W, 93-86	H
11/18	Northern Kentucky	W, 71-68	H
11/21	Bowling Green	W, 54-51	H

Junkanoo Jam

11/26	vs #5 Baylor	L, 34-72	N
11/27	vs #20 Michigan State	L, 63-103	N
12/2	at Detroit	L, 68-77	A
12/6	#10 Ohio State	L, 76-105	H
12/13	at Xavier	L, 56-65	A
12/18	UT Martin	L, 57-63	H
12/20	Eastern Illinois	W, 70-57	H
12/23	at Georgia	L, 42-60	A
12/30	#1 UConn	L, 45-107	H
1/2	at UCF	W, 68-50	A
1/7	Memphis	L, 47-64	H
1/10	at Temple	L, 51-74	A
1/13	at Tulsa	W, 55-53	A
1/16	UCF	L, 60-80	H
1/20	at East Carolina	L, 60-63	A
1/27	SMU	L, 55-73	H
1/30	Houston	W, 56-50	H
2/3	at #19 USF	L, 49-82	A
2/6	at Memphis	L, 51-54	A
2/9	Temple	L, 49-74	H
2/12	#22 USF	L, 51-78	H
2/17	at #1 UConn	L, 34-88	A
2/20	at Houston	W, 67-61	A
2/24	East Carolina	L, 55-77	H
2/27	Tulsa	L, 63-76	H
2/29	at Tulane	L, 51-70	A

American Athletic Conference Tournament

3/4 vs East Carolina L, 61-70 N

G: Ana Owens (13.1/4.1), Jasmine Whitfield (12.7/5.3), Alysha Lovett (11.3/5.6), Bianca Quisenberry (7.6/3.5), Nikira Goings (2.7/1.6), Maya Benham (2.7/1.4), Brandey Tarver (1.7/2.1), F: Shelbi Chandler (3.4/3.0), Chelsea Warren (2.0/3.3), Brianna Moore (1.3/1.6),

2016-17 | WON 16, LOST 14

AMERICAN WON 7, LOST 9

Date	Opponent	Result	Loc.
11/11	at Southeast Missouri	W, 83-75	A
11/15	at Bowling Green	W, 71-68	A
11/19	Indiana State	L, 55-63	H
11/22	at Miami (OH)	W, 49-43	A
11/26	Howard	W, 66-56	H
11/29	Arkansas-Pine Bluff	W, 72-42	H
12/2	Tennessee Tech	W, 60-38	H
12/4	at #9 Ohio State	L, 38-80	A
12/11	Xavier	L, 61-72	H
12/15	Georgia	L, 48-51	H
12/18	Clarion	W, 92-54	H
12/21	Eastern Illinois	W, 78-64	A

12/28	Chicago State	W, 81-53	H
12/31	at SMU	L, 47-64	A
1/4	UCF	W, 63-57	H
1/10	Houston	W, 85-64	H
1/14	at Memphis	W, 66-59	A
1/17	SMU	W, 67-65	H
1/21	East Carolina	W, 74-64	H
1/24	at UCF	L, 44-64	A
1/28	Tulane	L(ot), 68-74	H
2/1	at #20 USF	L, 52-72	A
2/7	#1 UConn	L, 49-96	H
2/11	at Houston	W, 71-62	A
2/15	at Tulane	L, 51-62	A
2/18	Memphis	W, 68-57	H
2/22	at East Carolina	L, 69-80	A
2/25	at #23 Temple	L, 64-88	A
2/27	Tulsa	L, 61-78	H

American Athletic Conference Tournament

3/3 vs Houston L, 61-74 N

F: Shanice Johnson (15.2/9.7), Chelsea Warren (5.1/4.4), Angel Rizor (4.2/3.8), Maya Benham (2.5/1.2)
G: Ana Owens (12.1/3.4), Bianca Quisenberry (10.4/3.5), Nikira Goings (6.1/2.4), Antoinette Miller (4.2/2.3), Sam Rodgers (3.6/1.2), Brandey Tarver (2.4/2.6), Tinee'sha Coleman (1.7/0.4)

2017-18 | WON 19, LOST 13

AMERICAN WON 10, LOST 6

Date	Opponent	Result	Loc.
11/10	at ETSU	L, 77-87	A
11/13	Slippery Rock	W, 85-52	H
11/15	SouthEastern LA.	W, 82-43	H
11/18	Miami	W, 73-62	H
11/21	Pittsburgh	L, 46-66	H
11/25	Eastern Kentucky	W, 64-53	H
11/27	Saint Francis	L, 73-77	H
11/30	Southeast Missouri	W, 65-52	H
12/03	at Old Dominion	W, 54-33	A
12/10	at Xavier	L, 50-53	A
12/14	Howard	W, 87-53	H
12/17	#13 Ohio State	L, 76-87	H
12/21	Bowling Green	W, 75-51	H
12/30	at East Carolina	W, 66-54	A
1/3	USF	L, 46-69	H
1/6	at Tulsa	L, 51-64	A
1/10	at Houston	W, 88-82	H
1/13	Temple	W, 80-72	H
1/21	Memphis	W, 64-53	H
1/24	at SMU	W, 58-40	A
1/27	East Carolina	L(ot), 70-79	H
1/30	UCF	L, 38-50	H
2/4	at #1 UConn	L, 65-106	A
2/7	at Wichita State	W, 75-69	A
2/10	Tulane	W, 83-52	H
2/17	Tulsa	W, 78-41	H
2/21	at Temple	W, 70-52	A
2/24	at #18 USF	L, 65-84	A
2/26	Houston	W, 61-57	H

American Athletic Conference Tournament

3/4 vs Tulsa W, 66-65 N

3/5 vs #1 UConn L, 21-75 N

WNIT

3/15 at Michigan State L, 75-81 A

F: Shanice Johnson (10.4/6.0), Ilmar' Thomas (9.7/6.0), Angel Rizor (8.1/5.4), Maya Benham (2.0/1.3), Andeija Puckett (1.9/0.9), I'Liyah Green (1.2/0.7), Chelsea Warren (0.8/1.3)
G: Nikira Goings (11.2/3.3), Ana Owens (11.0/3.0), Antoinette Miller (5.6/3.0), Sam Rodgers (5.0/2.4), Genesis Parker (3.8/1.4), Michaela Porter (1.5/2.1), Brianna Livingston (1.1/1.2)

2018-19 | WON 24, LOST 11

AMERICAN WON 12, LOST 4

Date	Opponent	Result	Loc.
11/6	Austin Peay	W, 69-48	H
11/9	ETSU	W, 77-64	H
11/12	Old Dominion	L(ot), 72-76	H
11/16	at Pitt	L, 48-65	A
11/18	at Saint Louis	W, 51-50	A
11/21	Yale	W, 66-52	H
11/24	Lipscomb	W, 71-55	H

11/28	at Ball State	L, 63-75	A
12/2	at Ohio State	L, 56-69	A
12/5	at Miami (OH)	L, 65-78	A
12/7	VCU	W, 66-54	H
12/16	Xavier	W, 79-61	H
12/21	Howard	W, 85-51	H
1/6	SMU	W, 69-57	H
1/9	at #3 UConn	L, 38-82	A
1/13	at UCF	L, 55-56	A
1/16	Temple	W, 75-52	H
1/19	at Tulsa	W, 70-50	A
1/23	Houston	W, 68-57	H
1/26	Memphis	W, 80-56	H
1/30	at USF	W, 57-56	A
2/2	#2 UConn	L, 55-65	H
2/10	Wichita State	W, 82-54	H
2/13	at Memphis	W, 89-69	A
2/17	at Temple	L, 70-78	A
2/20	Tulsa	W, 74-47	H
2/23	at ECU	W, 68-57	A
2/27	USF	W, 57-43	H
3/4	at Tulane	W, 80-65	A

American Athletic Conference Tournament

3/9 vs Memphis W, 68-48 N
3/10 vs UCF L, 58-66 N

WNIT

3/21	Youngstown State	W, 76-62	H
3/24	Minnesota	W, 72-65	H
3/28	Butler	W, 72-65	H
3/31	at TCU	L, 55-69	A

F: Ilmar' Thomas (12.9/7.2), Angel Rizor (9.2/6.6), Andeija Puckett (4.4/2.7), Chelsea Warren (0.8/1.3), I'Liyah Green (0.8/1.0)
G: Antoinette Miller (13.6/4.7), Sam Rodgers (9.2/3.9), Nikira Goings (8.7/2.4), Florence Sifa (7.2/3.1), Maya Benham (1.4/0.6), Michaela Porter (0.8/0.9), Monique Thompson (0.6/0.6), Brianna Livingston (0.6/0.0)

2019-20 | WON 22, LOST 10

AMERICAN WON 11, LOST 5

Date	Opponent	Result	Loc.
11/5	Utah	W, 68-62	H
11/10	Saint Louis	L, 50-60	H
11/13	Ohio State	L, 73-78	H
11/16	Ball State	W, 63-56	H
11/19	Tennessee at Chattanooga	W, 72-53	H

Puerto Rico Classic

11/27	Iowa	L, 61-69	N
11/28	Bucknell	L, 48-56	N
12/5	at Virginia Commonwealth	W, 58-56	A
12/8	Miami University	W, 98-68	H
12/14	at Xavier	W, 85-78	A
12/17	Alabama A&M	W, 62-53	H
12/21	Pitt	W, 69-53	H
12/30	Coppin State	W, 86-40	H
1/5	at USF	L, 68-76	A
1/8	at Memphis	W, 73-66	A
1/12	UCF	W, 81-64	H
1/18	at Tulane	L, 59-64	A
1/22	Houston	W, 85-66	H
1/26	Temple	W, 86-81	H
1/30	at #4 Connecticut	L, 50-80	A
2/2	USF	W, 60-55	H
2/8	at SMU	W, 73-58	A
2/12	Tulsa	W, 78-53	H
2/15	at UCF	L, 42-49	A
2/18	at Houston	W, 74-65	A
2/23	Tulane	W	

ALL-TIME RESULTS

2024-25 UNIVERSITY OF CINCINNATI BASKETBALL

11/28	#5 Louisville	Canceled	H	12/1	at North Carolina A&T	W,78-73	A
12/5	at Florida	L, 58-81	A	12/4	UCF	L,58-66	H
12/10	Marquette	L, 75-86	H	12/9	at Xavier	L,35-48	A
12/10	Xavier	Postponed	H	12/13	at Ohio	W,77-44	A
12/12	at Central Michigan	L, 62-79	A	12/18	Southern Indiana	W,99-57	H
12/16	at Houston	Postponed	A	12/21	at Northern Kentucky	L,52-72	A
12/20	East Carolina	L,67-74	H	12/20	at Wichita State	L, 49-61	A
12/22	USF	L, 61-73	H	1/7	Temple	L,73-77	H
12/30	at SMU	Canceled	A	1/10	at SMU	L,44-55	A
1/2	at Wichita State	W, 65-59	A	1/14	Memphis	L,58-78	H
1/6	Tulsa	L, 57-62	H	1/18	at East carolina	L,53-61	A
1/9	Tulane	L, 49-68	H	1/25	Houston	L,39-63	H
1/13	at Temple	W, 71-65	A	1/28	Wichita State	L,50-69	H
1/17	at UCF	L, 41-57	A	2/1	at Tulsa	L,50-64	A
1/20	Memphis	L, 52-61	H	2/4	at Tulane	W,53-50	A
1/27	Wichita State	L, 52-60	H	2/8	UCF	L,57-60	H
1/30	at USF	Postponed	A	2/11	at Temple	W,74-66	A
2/3	Temple	L, 53-69	H	2/15	East Carolina	L,57-68	H
2/7	at Tulane	L, 59-61	A	2/18	Tulane	L,54-65	H
2/10	at Memphis	W, 73-62	A	2/22	at Memphis	L,53-64	A
2/13	UCF	L, 51-70	H	2/25	at UCF	L,54-64	A
2/17	at USF	L, 65-69	A	3/1	#25 USF	L,55-85	H
2/20	Houston	L, 66-75	H		AAC Tournament		
2/24	at East Carolina	W, 76-61	A	3/6	#6 seed Tulane	L,52-61	N
2/27	at Tulsa	W, 71-58	A				
3/2	SMU	Canceled	H		Jillian Hayes (12.8/8.6), Mya Jackson (11.0/2.7), Clarissa		
3/2	at Houston	W, 65-57	A		Craig (6.7/3.5), Caitlyn Wilson (6.6/1.6)		
	AAC Tournament						
3/8	Memphis	W, 78-67	N				
3/9	UCF	L, 43-53	N				

Ilmar'i Thomas (23.7/7.5), Caitlyn Wilson (9.6/1.3), Jillian Hayes (7.6/5.3), Destiny Haymer (7.9/2.8)

2021-22 | WON 11 LOST 17

AMERICAN WON 4, LOST 11

Date	Opponent	Result	Loc.
11/3	Findlay	W,77-60	H
11/10	Alabama A&M	W,73-60	H
11/12	Bellarmine	W,72-59	H
11/16	Ohio	L,62-73	H
11/19	at Utah	L, 45-78	A
11/23	Western Carolina	W,46-45	H
11/27	at Ohio State	L, 50-86	A
12/1	Central Michigan	W,59-54	H
12/5	Ole Miss	L,63-75	H
12/12	Xavier	W,82-73	H
12/15	at Chattanooga	W,63-52	A
12/19	North Carolina A&T	W, 87-77	H
12/22	at Marquette	L,49-60	A
12/29	Lipscomb	Canceled	H
1/1	at Tulsa	Postponed	A
1/5	USF	L, 46-51	H
1/8	Temple	L, 68-75	H
1/13	Wichita State	L,66-76	H
1/16	at East Carolina	L, 48-71	A
1/19	at Houston	W, 71-56	A
1/22	UCF	W,61-57	H
1/26	at Temple	L, 64-68	A
1/29	Tulsa	W,66-60	H
2/2	at Memphis	L, 54-66	A
2/9	SMU	L,66-71	H
2/13	at Tulane	L,56-80	A
2/16	at USF	L,45-54	A
2/19	East Carolina	L,57-68	H
2/23	Memphis	W,71-58	H
2/26	at UCF	L,39-74	A
	AAC Tournament		
3/7	Houston	L,45-67	N

Jillian Hayes (11.5/6.8), Akira Levy (10.4/2.7), Caitlyn Wilson (7.9/2.3), Arame Niang (7.6/3.9)

2022-23 | WON 9 LOST 21

AMERICAN WON 2, LOST 14

Date	Opponent	Result	Loc.
11/2	Wittenberg	W,91-45	H
11/7	at #7 Louisville	L,68-87	A
11/10	Tennessee Tech	W, 68-57	H
11/13	Radford	W,62-53	H
11/16	Toledo	L,71-74	H
11/21	at Lindenwood	W,71-60	A
	Daytona Beach Invitational		
11/25	UT Arlington	W,72-58	N
11/26	Charlotte	L,58-59	N

2023-24 | WON 14 LOST 18

BIG 12 WON 5, LOST 13

Date	Opponent	Result	Loc.
11/1	Ohio Dominican	W, 76-38	H
11/6	#17 Louisville	L, 59-77	H
11/15	Lindenwood	W, 81-62	H
11/19	at Toledo	W, 71-60	A

US Virgin Island Paradise Jam

11/23	#3 Colorado	L, 60-77	N
11/24	#10 NC State	L, 45-79	N
11/25	Kentucky	W, 65-41	N
12/1	Tennessee State	W, 76-52	H
12/10	Xavier	W, 69-47	H
12/13	Howard	W, 87-62	H
12/17	at Southern Indiana	W, 58-56	A
12/21	Siena	W, 71-51	H
12/30	#11 Kansas State	L, 41-66	H
1/3	at #24 West Virginia	L, 53-68	A
1/6	at Oklahoma	L, 64-77	A
1/10	UCF	W, 64-63	H
1/13	at BYU	L, 58-68	A
1/20	West Virginia	L, 43-72	H
1/24	Oklahoma State	W, 58-56	H
1/27	at #10 Texas	L, 50-67	A
1/30	at Houston	L, 46-54	A
2/3	Texas Tech	W, 74-56	H
2/7	at UCF	W, 67-61	A
2/10	BYU	L, 57-69	H
2/14	at Kansas	L, 60-75	A
2/17	TCU	L, 72-79	H
2/20	#23 Oklahoma	L, 87-95	H
2/24	at Texas Tech	W, 68-56	A
2/27	#21 Baylor	L, 53-74	H
3/2	at Iowa State	L, 60-76	A
	Big 12 Tournament		
3/7	UCF	W, 67-62	N
3/8	West Virginia	L, 55-70	N
	WNIT		
3/24	Purdue Fort Wayne	L, 58-84	H

Jillian Hayes (12.9/8.4), A'riel Jackson (9.4/2.5), Malea Williams (8.3/5.9), Reagan Jackson (8.2/2.6)