

# **WOMEN'S BASKETBALL**

## 2020-21 SCHEDULE/RESULTS

| DAY/DATE       | OPPONENT            | TV           | TIME/RESULT   |
|----------------|---------------------|--------------|---------------|
| Wed./Nov. 25   | Northern Kentucky   | ESPN+        | W, 73-67 (OT) |
| Sat./Nov. 28   | Louisville          | ESPN+        | Canceled      |
| Sat./Dec. 5    | at Florida          | SEC Network+ | L, 58-81      |
| Thurs./Dec. 10 | Xavier              | ESPN+        | Postponed     |
| Thurs./Dec. 10 | Marquette           | ESPN+        | L, 75-86      |
| Sat./Dec. 12   | at Central Michigan | ESPN3        | L, 62-79      |
| Wed./Dec. 16   | at Houston •        | ESPN+        | Postponed     |
| Sat./Dec. 19   | East Carolina •     | ESPN+        | L, 67-74      |
| Tues./Dec. 22  | USF •               | ESPN+        | L, 61-73      |
| Wed./Dec. 30   | at SMU •            | ESPN+        | Canceled      |
| Sat./Jan. 2    | at Wichita State •  | ESPN+        | W, 65-59      |
| Wed./Jan. 6    | Tulsa •             | ESPN+        | L, 57-62      |
| Sat./Jan. 9    | Tulane •            | ESPN+        | L, 49-68      |
| Wed./Jan. 13   | at Temple •         | ESPN+        | W, 71-65      |
| Sun./Jan. 17   | at UCF •            | ESPNU        | Noon          |
| Wed./Jan. 20   | Memphis •           | ESPN+        | 6 p.m.        |
| Wed./Jan. 27   | Wichita State •     | ESPN+        | 2 p.m.        |
| Sat./Jan. 30   | at USF •            | ESPN+        | 3 p.m.        |
| Wed./Feb. 3    | Temple •            | ESPN+        | 6 p.m.        |
| Sun./Feb. 7    | at Tulane •         | ESPN+        | 2 p.m.        |
| Wed./Feb. 10   | at Memphis •        | ESPN+        | 7:30 p.m.     |
| Sun./Feb. 14   | UCF •               | ESPN+        | 5 p.m.        |
| Sat./Feb. 20   | Houston •           | ESPN+        | 2 p.m.        |
| Wed./Feb. 24   | at East Carolina •  | ESPN+        | 6 p.m.        |
| Sat./Feb. 27   | at Tulsa •          | ESPN+        | 2 p.m.        |
| Tues./Mar. 2   | SMU •               | ESPN+        | Canceled      |

### AMERICAN CHAMPIONSHIP (Fort Worth, Texas)

|             |     |     |     |
|-------------|-----|-----|-----|
| Mon.-Thurs. | TBA | TBA | TBA |
| Mar. 8-11   |     |     |     |

#### Notes:

All times listed are Eastern and subject to change.

Home games are in boldface.

(•) - Denotes American Athletic Conference game.

## UC ATHLETIC COMMUNICATIONS

|                                     |                               |
|-------------------------------------|-------------------------------|
| Asst. AD/Primary Basketball Contact | Andre Foushee                 |
| Office/Cell Phone                   | (513) 556-5182/(859) 797-7871 |
| Email Address                       | Andre.Foushee@uc.edu          |

## CINCINNATI (3-7, 2-4 AAC) AT UCF (6-2, 4-1 AAC)

SUNDAY, JAN. 17 // NOON ET // ADDITION FINANCIAL ARENA // ORLANDO, FLA.

### GAME AT A GLANCE

**SERIES INFO:** 17th Meeting; Cincinnati leads 9-7 overall; UCF leads 4-2 in Orlando, Fla.;

UC leads 4-2 in Cincinnati and 3-1 at neutral sites

**LAST SEASON'S MEETINGS:** UC won 81-64 on Jan. 12, 2020 in Cincinnati; UCF won 49-42 on Feb. 15, 2020 in Orlando; UC won 57-51 on Mar. 8, 2020 in the semifinals of the AAC Championship in Uncasville, Conn.

**STREAK:** Cincinnati - 1

**COACHES:** Michelle Clark-Heard is in her third season at Cincinnati (49-28); 11th season overall (227-108)

Katie Abrahamson-Henderson is in her fifth season at UCF (95-42); 15th season overall (336-150)

**AP/USA TODAY RANKINGS:** Cincinnati (--/--); UCF (--/--)

**TV:** ESPNU; Brenda VanLengen and Holly Warlick

**JOIN THE CONVERSATION (TWITTER, FACEBOOK & INSTAGRAM):** @GoBearsWBB or GoBearsWBB

### CINCINNATI PROBABLE STARTERS

| NO. | NAME           | POS. | HT.  | CL.   | HOMETOWN          | GP-GS | PPG  | RPG | APG  | MIN  |
|-----|----------------|------|------|-------|-------------------|-------|------|-----|------|------|
| 2   | Destiny Haymer | G    | 5-8  | Jr.   | Tchula, Miss.     | 8-8   | 7.6  | 3.0 | 3.0  | 26.8 |
| 20  | Jillian Hayes  | G    | 6-1  | Fr.   | Loveland, Ohio    | 10-6  | 7.9  | 5.5 | 1.1* | 29.2 |
| 10  | Jadyn Scott    | F    | 6-1  | So.   | Townsend, Ga.     | 10-4  | 5.1  | 3.3 | 1.1  | 20.6 |
| 23  | Ilmar'I Thomas | F    | 5-10 | Sr.   | Oakland, Calif.   | 10-10 | 25.0 | 8.4 | 3.1  | 38.9 |
| 15  | Arame Niang    | F    | 6-3  | R-Sr. | Rufisque, Senegal | 10-9  | 7.6  | 5.2 | 1.5  | 24.9 |

#### OFF THE BENCH

|    |                |   |      |       |                      |      |     |     |     |      |
|----|----------------|---|------|-------|----------------------|------|-----|-----|-----|------|
| 21 | Milan Schimmel | G | 5-8  | Jr.   | Mission, Ore.        | 7-6  | 5.9 | 3.7 | 2.0 | 30.0 |
| 14 | Addaya Moore   | G | 5-10 | R-Jr. | Granite City, Ill.   | 4-4  | 5.8 | 4.3 | 2.3 | 29.8 |
| 3  | Jada Scott     | G | 6-1  | So.   | Townsend, Ga.        | 7-1  | 2.0 | 2.0 | 0.6 | 16.5 |
| 1  | Caitlyn Wilson | G | 5-11 | So.   | Cordova, Tenn.       | 6-0  | 2.8 | 0.3 | 0.3 | 11.0 |
| 4  | Riane Burton   | G | 6-1  | Fr.   | Cypress, Texas       | 1-0  | 2.0 | 1.0 | 1.0 | 11.2 |
| 33 | Sofia Gritzali | G | 5-6  | So.   | Thessaloniki, Greece | 10-2 | 2.2 | 1.8 | 1.1 | 12.8 |
| 50 | Nesma Khalifa  | C | 6-4  | Jr.   | Alexandria, Egypt    | 5-0  | 0.4 | 0.6 | 0.0 | 4.6  |
| 5  | Jana Abdullah  | F | 6-2  | R-Fr. | Alexandria, Egypt    | 1-0  | 0.0 | 0.0 | 0.0 | 2.5  |

^ - Blocks; \* - Steals; Starters listed are from last game.

### CINCINNATI STORYLINES

- » Senior forward **Ilmar'I Thomas** has posted double-doubles in three of UC's last four games and ranks among the nation's leaders in seven categories entering Friday: field goals made (4th at 93), points per game (5th at 25.0), minutes played per game (6th at 38.9), total points (6th at 250), free throws made (7th at 63), free throws attempted (14th at 74) and total minutes played (15th at 389).
- » Freshman guard **Jillian Hayes** is coming off back-to-back double-digit scoring performances. She registered a career-high 20 points, including 10 in the fourth quarter in UC's win at league unbeaten Temple on Wednesday. She posted 16 points with eight rebounds against Tulane (1/9).
- » Junior guard **Destiny Haymer** has scored in double figures in two of the last three games highlighted by Wednesday's performance at Temple. Haymer poured in 11 points to go with a game-best eight assists and seven rebounds.

- » Cincinnati is coming off back-to-back 20-win seasons for the first time since stringing together three consecutive 20-win campaigns from 2001-03.
- » The Bearcats tied for second in the AAC regular-season standings a year ago with an 11-5 mark, the school's best finish in The American and its best league result since placing second in the Conference USA standings in 2004.
- » UC reached the championship game of the 2019 AAC Women's Championship, rallying from a 15-point deficit to post a 57-51 win over UCF. The effort resulted in the Bearcats first conference tournament championship game appearance since 2003 (Conference USA).
- » Michelle Clark-Heard won more games (46) during her first two seasons at Cincinnati than any other head coach in program history. She is also the first coach in UC history to record 20-win seasons in each of her first two seasons on the job.

## 2020-21 CINCINNATI NUMERICAL ROSTER

| NO. | NAME           | POS. | HT.  | CL.   | HOMETOWN/HIGH SCHOOL/LAST SCHOOL                                   |
|-----|----------------|------|------|-------|--|
| 1   | Caitlyn Wilson | G    | 5-11 | So.   | Cordova, Tenn./Arlington/Chipola JC                                |
| 2   | Destiny Haymer | G    | 5-8  | Jr.   | Tchula, Miss./Holmes County Central/Jones College                  |
| 3   | Jada Scott     | G    | 6-1  | So.   | Townsend, Ga./Frederica Academy                                    |
| 4   | Riane Burton   | G    | 6-1  | Fr.   | Cypress, Texas/Cypress Ranch HS                                    |
| 5   | Jana Abdullah  | F    | 6-2  | R-Fr. | Alexandria, Egypt/King Integrated American School                  |
| 10  | Jadyn Scott    | F    | 6-1  | So.   | Townsend, Ga./Frederica Academy                                    |
| 14  | Addaya Moore   | G    | 5-10 | R-Jr. | Granite City, Ill./Granite City/Illinois                           |
| 15  | Arame Niang    | F    | 6-3  | R-Sr. | Rufisque, Senegal/Kansai Gaidai University /Western Kentucky       |
| 20  | Jillian Hayes  | G    | 6-1  | Fr.   | Loveland, Ohio/Loveland HS   |
| 21  | Milan Schimmel | G    | 5-8  | Jr.   | Mission, Ore./Nixyaawii Community HS/Eastern Florida State College |
| 23  | Ilmar'l Thomas | F    | 5-10 | Sr.   | Oakland, Calif./Sacred Heart Cathedral Prep                        |
| 33  | Sofia Gritzali | G    | 5-6  | So.   | Thessaloniki, Greece/Hellenic College of Thessaloniki              |
| 50  | Nesma Khalifa  | C    | 6-4  | Jr.   | Alexandria, Egypt/KGC Kawmya Girls College/Tallahassee CC          |

## 2020-21 CINCINNATI ALPHABETICAL ROSTER

| NO. | NAME           | POS. | HT.  | CL.   | HOMETOWN/HIGH SCHOOL/LAST SCHOOL                                   |
|-----|----------------|------|------|-------|--|
| 5   | Jana Abdullah  | F    | 6-2  | R-Fr. | Alexandria, Egypt/King Integrated American School                  |
| 4   | Riane Burton   | G    | 6-1  | Fr.   | Cypress, Texas/Cypress Ranch HS                                    |
| 33  | Sofia Gritzali | G    | 5-6  | So.   | Thessaloniki, Greece/Hellenic College of Thessaloniki              |
| 20  | Jillian Hayes  | G    | 6-1  | Fr.   | Loveland, Ohio/Loveland HS   |
| 2   | Destiny Haymer | G    | 5-8  | Jr.   | Tchula, Miss./Holmes County Central/Jones College                  |
| 50  | Nesma Khalifa  | C    | 6-4  | Jr.   | Alexandria, Egypt/KGC Kawmya Girls College/Tallahassee CC          |
| 14  | Addaya Moore   | G    | 5-10 | R-Jr. | Granite City, Ill./Granite City/Illinois                           |
| 15  | Arame Niang    | F    | 6-3  | R-Sr. | Rufisque, Senegal/Kansai Gaidai University/Western Kentucky        |
| 21  | Milan Schimmel | G    | 5-8  | Jr.   | Mission, Ore./Nixyaawii Community HS/Eastern Florida State College |
| 3   | Jada Scott     | G    | 6-1  | So.   | Townsend, Ga./Frederica Academy                                    |
| 10  | Jadyn Scott    | F    | 6-1  | So.   | Townsend, Ga./Frederica Academy                                    |
| 23  | Ilmar'l Thomas | F    | 5-10 | Sr.   | Oakland, Calif./Sacred Heart Cathedral Prep                        |
| 1   | Caitlyn Wilson | G    | 5-11 | So.   | Cordova, Tenn./Arlington/Chipola JC                                |

### COACHING & SUPPORT STAFF

Head Coach: Michelle Clark-Heard  
 (Third season at Cincinnati; 10th season overall)  
 Associate Head Coach: Melissa Kolbe  
 Assistant Coaches: Surina Dixon, Carlos Knox  
 Video Coordinator: Zach Anderson  
 Director of Operations: Erica Holmes

Assistant to the Head Coach: Jalynn McClain  
 Student Assistant Coach: Zenzele Apesemaka-Vital  
 Athletic Trainer: Chris Chalk  
 Director of Sports Performance: Kelly Powers

## PRONUNCIATION

|                |                      |
|----------------|----------------------|
| JANA Abdullah  | jan-uh               |
| NESMA KHALIFA  | nezz-muh kuh-leaf-uh |
| ADDAYA Moore   | uh-day-uh            |
| ARAME Niang    | uh-rom               |
| JADA Scott     | jay-duh              |
| JADYN Scott    | jay-dinn             |
| IIMAR'L Thomas | ee-marr-ee           |

## ROSTER INFORMATION

### By State/Country

|             |                                  |
|-------------|----------------------------------|
| California  | (1) Ilmar'l Thomas               |
| Egypt       | (2) Jana Abdullah, Nesma Khalifa |
| Georgia     | (2) Jada Scott, Jadyn Scott      |
| Greece      | (1) Sofia Gritzali               |
| Illinois    | (1) Addaya Moore                 |
| Mississippi | (1) Destiny Haymer               |
| Ohio        | (1) Jillian Hayes                |
| Oregon      | (1) Milan Schimmel               |
| Senegal     | (1) Arame Niang                  |
| Tennessee   | (1) Caitlyn Wilson               |
| Texas       | (1) Riane Burton                 |

### By Class

|                  |   |
|------------------|---|
| True Freshmen    | (2) Riane Burton, Jillian Hayes                             |
| R-Freshmen       | (1) Jana Abdullah   |
| Sophomores       | (4) Caitlyn Wilson, Jada Scott, Jadyn Scott, Sofia Gritzali |
| Juniors          | (3) Destiny Haymer, Milan Schimmel, Nesma Khalifa           |
| Redshirt-Juniors | (1) Addaya Moore  |
| Seniors          | (1) Ilmar'l Thomas  |
| R-Seniors        | (1) Arame Niang   |

### By Height

|      |   |
|------|---|
| 6-4  | (1) Nesma Khalifa   |
| 6-3  | (1) Arame Niang   |
| 6-2  | (1) Jana Abdullah   |
| 6-1  | (4) Riane Burton, Jillian Hayes, Jada Scott, Jadyn Scott, |
|      | (1) Caitlyn Wilson  |
| 5-11 | (1) Caitlyn Wilson  |
| 5-10 | (2) Addaya Moore, Ilmar'l Thomas                          |
| 5-8  | (2) Destiny Haymer, Milan Schimmel                        |
| 5-6  | (1) Sofia Gritzali  |

## CINCINNATI QUICK FACTS

### GENERAL INFORMATION

|                               |                              |
|-------------------------------|------------------------------|
| Location                      | Cincinnati, OH 45221         |
| Founded                       | 1819                         |
| Enrollment                    | 46,798                       |
| Nickname                      | Bearcats                     |
| Colors                        | Red (PMS: 186) and Black     |
| Arena (Capacity)              | Fifth Third Arena (12,012)   |
| Affiliation                   | NCAA Division I              |
| Conference                    | American Athletic Conference |
| President                     | Neville Pinto                |
| Director of Athletics         | John Cunningham              |
| Faculty Representative        | Brian Hatch                  |
| Department of Athletics Phone | (513) 556-4603               |
| Athletics Ticket Office Phone | (877) CATS-TIX               |

### ATHLETIC COMMUNICATIONS

|                                       |                               |
|---------------------------------------|-------------------------------|
| Asst. AD/Primary Basketball Contact   | Andre Foushee                 |
| Office/Cell Phone                     | (513) 556-5182/(859) 797-7871 |
| Email Address                         | Andre.Foushee@uc.edu          |
| Associate AD/Athletics Communications | Ryan Koslen                   |
| Office                                | (513) 556-5186                |
| Email                                 | Ryan.Koslen@uc.edu            |

### BASKETBALL STAFF

|                                |  |
|--------------------------------|--|
| Head Coach                     | Michelle Clark-Heard (Western Kentucky, 1990)                              |
| Record at UC                   | 49-28 (.636) [third season]  |
| Career Record                  | 227-108 (.678) [11th season]   |
| Associate Head Coach           | Melissa Kolbe (Wittenberg, 1999)   |
| Assistant Coaches              | Surina Dixon (Mississippi Valley State, 1983)<br>Carlos Knox (IUPUI, 1998) |
| Video Coordinator              | Zach Anderson (Cincinnati, 2014)   |
| Director of Operations         | Erica Holmes (Denison, 2017)   |
| Assistant to the Head Coach    | Jalynn McClain (Western Kentucky, 2016)                                    |
| Athletic Trainer               | Kris Chalk (Louisville, 2011)  |
| Director of Sports Performance | Kelly Powers<br>(West Virginia Wesleyan, 2002)                             |



### HISTORY

|  |                |
|--|----------------|
| First year of basketball                     | 1971           |
| All-time record                              | 704-669 (.513) |
| NCAA Tournament Appearances/Last             | 4/2003         |
| All-time record                              | 1-3 (.250)     |
| WNIT Appearances/Last                        | 8/2019         |
| All-time record                              | 7-9 (.438)     |
| Conference Regular-Season Championships/Last | 0/0            |
| Conference Tournament Championships/Last     | 1/2002         |

### TEAM INFORMATION

|                                     |                             |
|-------------------------------------|-----------------------------|
| 2019-20 Record                      | 22-10                       |
| American Athletic Conference Record | 11-5 (T-2nd)                |
| Starters returning/lost             | 1/4                         |
| Letterwinners returning/lost        | 7/7                         |
| Newcomers                           | 5                           |
| Percentage of points returning      | 41.4 percent (921 of 2,222) |
| Percentage of rebounds returning    | 47.9 percent (510 of 1064)  |
| Percentage of assists returning     | 32.3 percent (174 of 538)   |

## GAME PREVIEW

- » Cincinnati (3-7, 2-4 AAC) plays at UCF (6-2, 4-1) on Sunday, Jan. 17. Tipoff is noon ET on ESPNU.
- » UC earned a 71-65 road win at previous league unbeaten Temple on Wednesday. Ilmar'I Thomas registered her third double-double in four games with a game-best 24 points and 12 rebounds. Jillian Hayes poured in a career-best 20 points. Destiny Haymer added 11 points and career-high eight assists.
- » UCF earned a 58-51 win at East Carolina on Wednesday. Five players scored in double figures led by Alisha Lewis' 12 points, five rebounds, four assists and three steals.
- » UC won two of three meetings with UCF last season, including a 57-51 decision in the AAC Tournament semifinals in Uncasville, Conn. on Mar. 8, 2020.
- » **UP NEXT:** The Bearcats return home to host Memphis on Wednesday, Jan. 20. Tipoff is 6 p.m. ET on ESPN+.

## SCOUTING UCF

- » UCF has won two of its last three games to start January. The Knights were picked to finish second by AAC coaches in the preseason are tied with Temple for second place entering the weekend.
- » Three players average double figures: Courtajia Sanders (12.8 points, 4.8 rebounds, 2.5 steals), Diamond Battle (11.0 points, 4.3 rebounds and 3.9 assists) and Brittney Smith (10.1 points, 5.1 rebounds and 55.9 FG%).

## SERIES UCF

- » Cincinnati leads 9-7 overall, including a 4-2 advantage in Cincinnati and a 3-1 edge at neutral sites. UCF leads 4-2 in Orlando, Fla.
- » The Bearcats won two of three meetings last season, claiming an 81-64 win at home (1/12/20) and a 57-51 victory (3/8/20) in the AAC Tournament semifinals in Uncasville, Conn. UCF won 49-42 in Orlando, Fla. (2/15/20).
- » Prior to last season, UCF had won four in a row.

## CINCINNATI'S LAST GAME:

- » **CINCINNATI 71, TEMPLE 65 - JAN. 13, 2021**
- » PHILADELPHIA – Ilmar'I Thomas posted a double-double with 24 points and 12 rebounds and Jillian Hayes produced a career-high 20 points as Cincinnati earned a 71-65 win over Temple at McGonigle Hall.
- » Thomas and Temple's Mia Davis, sharing AAC Preseason Player of the Year accolades, didn't disappoint.
- » Thomas registered her ninth 20-point scoring game and third double-double of the season, coming alive for 17 second-half points. She shot 8-of-15 from the floor and made all eight of her free throw attempts.
- » Davis finished with 20 points, shooting 7 of 21 from the field with six rebounds.
- » Jasha Clinton led Temple with 23 points with four 3-pointers and five assists.
- » Destiny Haymer added 11 points with a career-high seven rebounds and game-best eight assists for the Bearcats, who handed the Owls their first league defeat.
- » In a back-and-forth affair that saw 16 lead changes and neither team leading by more than six points throughout, Hayes stepped forward to help guide the Bearcats to victory with 10 fourth-quarter points.
- » UC won the battle of the boards 44-32 and registered four blocks. Temple proved dangerous from the outside with seven 3-pointers.

## TOUTING IIMAR'I THOMAS

- » **2020-21 HONORS:**
  - 2020-21: Co-Preseason Player of the Year
  - 2020-21: Unanimous Preseason First Team All-AAC
  - 2X AAC Player of the Week (Nov. 30, Jan. 4)
  - NCAA Weekly Starting Five (Nov. 30)
  - 2X AAC Weekly Honor Roll (Dec. 14, Dec. 28)
- » **CAREER AWARDS:**
  - 2019-20: WBCA Honorable Mention All-America
  - 2019-20: Unanimous First Team All-AAC
  - 2018-19: AAC First Team All-AAC
  - 2017-18: AAC Freshman of the Year
  - 2017-18: Unanimous AAC All-Freshmen Team
- » **NATIONAL NUMBERS:** Thomas entered Friday ranked fifth in the nation in scoring at 25.0 points per game.
- » Thomas also entered Friday ranked among the nation's leaders in seven categories: field goals made (4th at 93), points per game (5th at 25.0), minutes played per game (6th at 38.89), total points (6th at 250), free throws made (7th at 63), free throws attempted (14th at 74) and total minutes played (15th at 389).
- » **AAC NUMBERS:** Thomas enters the weekend ranked among the AAC leaders in nine categories: scoring (1st at 25.0), field goal percentage (1st at .550), minutes played (1st at 38.8), free throw percentage (1st at .851), rebounds (5th at 8.4), offensive rebounds (5th at 2.9) and defensive rebounds (6th at 5.5), assists (10th at 3.1), blocks (12th at 1.0).
- » **THREE DOUBLE-DOUBLES:** Thomas has registered three double-doubles in the past four games: 24 points and a career-high 17 rebounds at Wichita State (1/2); 24 points and 12 rebounds vs. Tulsa (1/6); and 24 points and 12 rebounds (1/13). Thomas has 19 double-doubles for her career, including 12 in AAC play.
- » **SCORING 30 OR MORE POINTS THREE TIMES IN 20-21:** Thomas has scored 30 or more points three times this season already, pouring in 34 points in UC's 76-67 overtime win over Northern Kentucky (11/25), 32 points in UC's 86-75 loss to Marquette (12/10) and 32 points in UC's 73-61 loss against then-No. 20 USF.
- » Thomas has eclipsed the 30-point plateau on two other occasions during her UC career. She netted 32 points against UCF on Jan. 12, 2020 before posting a career-best 35 points against Houston on Jan. 22, 2020.
- » Thomas has scored in double figures 76 times in her career, including in 61 of the last 72 games. She has scored 20 or more points 28 times, including nine games this season.
- » **CHART CHASER:** The name Ilmar'I Thomas is peppered throughout the UC record book and her climb up the charts will be a storyline during the 2020-21 campaign.
- » Thomas enters the 11th game of the season ranked among UC's best in multiple categories: field goal percentage (1st at .590), blocks (3rd at 112), rebounds (4th at 778), points (8th at 1,606) and rebound average (T8th at 7.1).
- » **BECKY HAMMON PLAYER OF THE YEAR:** Thomas was named to the 2021 Becky Hammon Mid-Major Player of the Year Award Midseason Watch List announced Wednesday, Jan. 6, by Her Hoop Stats.
- » Thomas is one of 15 players nationally named to the mid-season watch list. The 10 semifinalists will be announced in February, with five finalists being announced in early March. The winner will be announced in late March. The list is fluid and players may play their way on or off the list over the course of the season.

## BEARCATS TIP-INS

- » **BLOCK PARTY:** UC leads the AAC and ranks 51st in the nation in blocks, averaging 4.6 per game. UC's 46 blocks this season ranked 32nd in the nation entering Friday. Arame Niang (4th at 1.3), Ilmar'I Thomas (12th at 1.0) and Jillian Hayes (T14th at 0.9) rank among AAC leaders entering the weekend.
- » Since the start of league play, Niang ranks second in the AAC, averaging 1.7 blocks. She has at least one block in eight of 10 games this season.
- » Niang posted a career-high four blocks against Tulsa (1/6) while Thomas and Niang recorded three blocks each at Wichita State (1/2).
- » **AMONG AAC LEADERS (ALL GAMES):** UC also ranks among AAC team leaders in field goal percentage (3rd at .419) and free throw percentage (3rd at .700) for all games.
- » **HAYES' IMPACT INCREASING:** Freshman Jillian Hayes is coming off back-to-back double-digit scoring performances. She registered a career-high 20 points, including 10 in the fourth quarter in UC's win at league unbeaten Temple on Wednesday. She posted 16 points with eight rebounds against Tulane (1/9).
- » She pulled down a season-best nine boards against Tulsa (1/6) and has grabbed at least four rebounds in nine of 10 games this season.
- » In AAC games only, Hayes ranks among league leaders in defensive rebounds (8th at 4.8), rebounds per game (T13th at 5.7) and minutes played (11th at 33.8).
- » **NIANG NUGGETS:** Arame Niang has scored in double figures four times this season, including a season-high 13 points against Northern Kentucky (11/25).
- » Earlier this season, Niang recorded her second career double-double and the first as a Bearcat at Florida (12/5), posting 12 points and 13 rebounds. With Western Kentucky during the 2018-19 campaign, Niang tallied 15 points and 13 rebounds against Morgan State.
- » **JADYN SCOTT IN DOUBLE FIGURES:** Jadyn Scott reached double figures in scoring for the second time this season, posting 10 points on 3-of-4 shooting to go with a season-best seven rebounds vs. Tulane (1/9). She tallied a season-high 11 points on 5-of-7 shooting against East Carolina (12/20).
- » **HAYMER'S BIG EFFORT IN PHILLY:** Junior guard Destiny Haymer has scored in double figures in two of the last three games highlighted by Wednesday's performance at Temple. Haymer poured in 11 points to go with a game-best eight assists and seven rebounds.
- » **FIRST CAREER START:** Sofia Gritzali registered her first collegiate start against Tulane (1/9), posting seven points to go with four rebounds and three steals.
- » She enters the weekend tied for 13th in the AAC with a 1.6-to-1 assist-to-turnover ratio.
- » **COVID-19 SCHEDULE CHANGES:** UC has canceled two games (vs. Louisville [11/28] and at SMU [12/30]) and postponed two others (vs. Xavier [12/10] and at Houston [12/16]) this season due to COVID-19 protocol issues.
- » The Bearcats were scheduled to play at SMU (12/30). However, the Mustangs announced the day before they would not play the remainder of the season due to COVID-19 health and safety concerns.
- » UC's 73-67 overtime win over Northern Kentucky (11/25) marked UC's latest lid lifter in a season since dropping a 58-49 home decision to Rice on Nov. 25, 1994.

## THOMAS NAMED AAC CO-PRESEASON PLAYER OF THE YEAR; BEARCATS PICKED FOURTH

- » American Athletic Conference coaches voted UC senior forward Ilmar'I Thomas as the Co-Preseason Player of the Year and picked the Bearcats to finish fourth. Thomas shared the league's top preseason honor with Temple forward Mia Davis.
- » It marks the first time a Bearcat has been named a conference preseason player of the year since UC legend Cheryl Cook earned the distinction from the Metro Conference prior to the 1984-85 campaign.
- » Thomas was also named a unanimous Preseason First Team All-AAC selection.
- » **BEARCATS PICKED FOURTH:** UC received two first-place votes from league coaches but was picked to finish fourth with 73 points. USF was picked as the league favorite, garnering 98 points and eight first-place votes. UCF was slotted second with 79 points and one first-place vote. Tulane was third with 78 points.
- » The order of finish for the remaining AAC teams follows: Temple (57 points), Wichita State (54), Houston (49), Memphis (40), East Carolina (36), SMU (31) and Tulsa (10).

## DUO SIGNS WITH CINCINNATI

- » Clarissa Craig and Braylyn Milton signed NLIs to play for the Bearcats beginning in 2021-22.
- » Craig, 6-foot-3 forward/center from Cincinnati, averaged 13.1 points, 6.4 rebounds and 1.0 blocks while shooting 54.9 percent from the floor last season at Roger Bacon High School. She helped the Spartans to a 20-8 overall mark, including a first-place finish in the Greater Catholic League and the team's first regional championship game appearance since 2005.
- » Craig ranks as Ohio's best center in the 2021 class by Ohio Girls Basketball Report while Collegiate Girls Basketball Report lists Craig as the 23rd-ranked center nationally. She also owns numerous accolades as a two-time First Team All-GCLC performer and a two-time Third Team All-Ohio Division II selection by the Ohio Prep Sportswriters Association.
- » Milton, a 6-foot guard from Charlotte, North Carolina, averaged 18.2 points, 3.9 assists and 3.4 steals as a junior at Independence High School, helping lead her team to a 21-8 overall mark. She has scored 1,286 career points entering her senior season in 2020-21.
- » Named one of the top prospects in North Carolina according to Phenom Hoop Report and one of the top three players in Charlotte, Milton's play has resulted in several honors, including a three-time Southwestern 4A All-Conference and All-Tournament selection, three-time North Carolina All-District 9 honoree and a 2020 Charlotte Observer All-Defensive Team award winner.

## - 2019-20 SEASON REWIND -

## BACK-TO-BACK

- » Posting a 22-10 mark in 2019-20, Cincinnati has registered back-to-back 20-win campaigns for the first time since 2000-01 (22), 2001-02 (27) and 2002-03 (23). The Bearcats registered 24 wins in 2018-19.
- » It marks just the third time in program history UC has won 20 games in back-to-back seasons. It first happened in 1998 (21) and 1999 (22).
- » UC head coach Michelle Clark-Heard is the first UC mentor to register back-to-back 20-win campaigns in her first two seasons leading the program.
- » Clark-Heard's 46 wins are the most by a UC coach in their initial two seasons leading the program in school history.

## BEST AAC FINISH YET

- » Last season, Cincinnati posted an 11-5 record in league play to share second place with UCF, five games behind conference winner, UConn (16-0). It marked the best finish for the Bearcats in their seven years in The American. It also marked UC's best conference ending since the 2001-02 and 2002-03 squads placed second in Conference USA.
- » Additionally, the 11 league wins a year ago are the second-most earned in the AAC era behind only the 12 UC posted in 2018-19.

## AWARD WINNERS

- » Three Bearcats earned AAC awards at the end of the 2019-20 regular season.
- » **Ilmar'I Thomas** earned unanimous First Team ALL-AAC honors. It marked the second year in a row she had been selected to the first team.
- » Thomas joined Valerie King (2002 & 2003/Conference USA) and Madinah Slaise (1999 & 2000/Conference USA) as the only three players in program history to earn back-to-back first team all-conference accolades.
- » **Antoinette Miller** claimed Second Team All-AAC recognition.
- » **Angel Rizor** received the AAC's Most Improved Player award and was tabbed Third Team All-AAC.

-GOBEARCATS.COM-

## BEARCAT RECORD BOOK

| 1,000-POINT CLUB |              |                       |              |
|------------------|--------------|-----------------------|--------------|
| RK               | POINTS       | NAME                  | YEARS        |
| 1.               | 2,367        | Cheryl Cook           | 1982-85      |
| 2.               | 2,156        | Valerie King          | 2001-04      |
| 3.               | 1,849        | Madinah Slaise        | 1997-00      |
| 4.               | 1,799        | Linda Norwell         | 1974-77      |
| 5.               | 1,728        | Keely Feeman          | 1983-86      |
| 6.               | 1,700        | Bev Obringer          | 1985-89      |
| 7.               | 1,695        | Doris Scott           | 1996-99      |
| 8.               | <b>1,606</b> | <b>Ilmar'I Thomas</b> | <b>2018-</b> |
| 9.               | 1,523        | Jolinda Lewis         | 1994-98      |
| 10.              | 1,469        | Ana Owens             | 2015-18      |
| 11.              | 1,465        | Barb Jaksa            | 1979-82      |
| 12.              | 1,463        | Kahla Roudebush       | 2006-10      |
| 13.              | 1,408        | Debbie Merrill        | 2002-04      |
| 14.              | 1,237        | Regina Williams       | 1985-89      |
| 15.              | 1,215        | Joy Roberts           | 1980-83      |
| 16.              | 1,199        | Antoinette Miller     | 2017-20      |
| 17.              | 1,177        | Stephanie Geter       | 1995-98      |
| 18.              | 1,167        | Anita Tersigni        | 1981-84      |
| 19.              | 1,166        | Bev Ventura           | 1975-78      |
| 20.              | 1,164        | K.B. Sharp            | 2000-03      |
| 21.              | 1,088        | Dayeesha Hollins      | 2012-14      |
| 22.              | 1,072        | Sue Koch              | 1979-82      |
|                  | 1,072        | Jane Phend            | 1984-87      |
|                  | 1,072        | Angel Rizor           | 2017-20      |
| 25.              | 1,058        | Michelle Jones        | 2006-10      |
| 26.              | 1,053        | Jill Stephens         | 2006-09      |
| 27.              | 1,022        | Cindy Spence          | 1977-80      |
| 28.              | 1,014        | Stasia Kissel         | 1981-83      |
| 29.              | 1,007        | Treasure Humphries    | 2004-07      |

| SCORING AVERAGE |             |                       |              |
|-----------------|-------------|-----------------------|--------------|
| RK              | AVG         | NAME                  | YEARS        |
| 1.              | 21.2        | Linda Norwell         | 1974-77      |
| 2.              | 20.8        | Cheryl Cook           | 1982-85      |
| 3.              | 17.3        | Tonya Taylor          | 1991-92      |
| 4.              | 17.1        | Valerie King          | 2001-04      |
| 5.              | 16.0        | Debbie Merrill        | 2002-04      |
| 6.              | 15.5        | Madinah Slaise        | 1997-00      |
| 7.              | 15.2        | Bev Obringer          | 1985-89      |
| 8.              | 14.9        | Keely Feeman          | 1983-86      |
| 9.              | <b>14.7</b> | <b>Ilmar'I Thomas</b> | <b>2018-</b> |
| 10.             | 14.6        | Doris Scott           | 1996-99      |
| 11.             | 13.9        | Stasia Kissel         | 1981-83      |

| FIELD GOALS MADE |            |                       |              |
|------------------|------------|-----------------------|--------------|
| RK               | FGM        | NAME                  | YEARS        |
| 1.               | 962        | Cheryl Cook           | 1982-85      |
| 2.               | 731        | Keely Feeman          | 1983-86      |
| 3.               | 715        | Linda Norwell         | 1974-77      |
| 4.               | 691        | Doris Scott           | 1996-99      |
| 5.               | 689        | Valerie King          | 2001-04      |
| 6.               | 665        | Bev Obringer          | 1985-89      |
| 7.               | <b>644</b> | <b>Ilmar'I Thomas</b> | <b>2018-</b> |
| 8.               | 619        | Barb Jaksa            | 1979-82      |
| 9.               | 600        | Madinah Slaise        | 1997-00      |
| 10.              | 548        | Debbie Merrill        | 2002-04      |
| 11.              | 520        | Joy Roberts           | 1980-83      |

| FIELD GOALS ATTEMPTED |              |                       |              |
|-----------------------|--------------|-----------------------|--------------|
| RK                    | FGA          | NAME                  | YEARS        |
| 1.                    | 2,158        | Cheryl Cook           | 1982-85      |
| 2.                    | 1,707        | Valerie King          | 2001-04      |
| 3.                    | 1,602        | Madinah Slaise        | 1997-00      |
| 4.                    | 1,538        | Ana Owens             | 2015-18      |
| 5.                    | 1,482        | Keely Feeman          | 1983-86      |
| 6.                    | 1,339        | Doris Scott           | 1996-99      |
|                       | 1,339        | Linda Norwell         | 1974-77      |
| 8.                    | 1,335        | Barb Jaksa            | 1979-82      |
| 9.                    | 1,330        | Bev Obringer          | 1985-89      |
| 10.                   | 1,236        | Jolinda Lewis         | 1994-98      |
| --                    | <b>1,091</b> | <b>Ilmar'I Thomas</b> | <b>2018-</b> |

| FIELD GOAL PERCENTAGE |             |                       |              |
|-----------------------|-------------|-----------------------|--------------|
| RK                    | PCT         | NAME                  | YEARS        |
| 1.                    | <b>.590</b> | <b>Ilmar'I Thomas</b> | <b>2018-</b> |
| 2.                    | .534        | Linda Norwell         | 1974-77      |
| 3.                    | .521        | Anne Stephens         | 2003-06      |
| 4.                    | .516        | Doris Scott           | 1996-99      |
| 5.                    | .515        | Jeanise Randolph      | 2011-14      |
| 6.                    | .509        | Tonya Taylor          | 1991-92      |
| 7.                    | .504        | Michelle Jones        | 2005-10      |
| 8.                    | .503        | Ester McMillon        | 1991-92      |
| 9.                    | .500        | Bev Obringer          | 1985-89      |

| FREE THROWS MADE |            |                       |              |
|------------------|------------|-----------------------|--------------|
| RK               | FTM        | NAME                  | YEARS        |
| 1.               | 503        | Madinah Slaise        | 1997-00      |
| 2.               | 443        | Cheryl Cook           | 1982-85      |
| 3.               | 440        | Valerie King          | 2001-04      |
| 4.               | 370        | Bev Obringer          | 1985-89      |
| 5.               | 347        | Linda Norwell         | 1974-77      |
| 6.               | <b>314</b> | <b>Ilmar'I Thomas</b> | <b>2018-</b> |
| 7.               | 313        | Doris Scott           | 1996-99      |
| 8.               | 304        | Debbie Merrill        | 2002-04      |
| 9.               | 296        | Stephanie Geter       | 1995-98      |
| 10.              | 293        | Jolinda Lewis         | 1994-98      |

| FREE THROWS ATTEMPTED |            |                       |              |
|-----------------------|------------|-----------------------|--------------|
| RK                    | FTA        | NAME                  | YEARS        |
| 1.                    | 676        | Madinah Slaise        | 1997-00      |
| 2.                    | 598        | Cheryl Cook           | 1982-85      |
| 3.                    | 514        | Doris Scott           | 1996-99      |
| 4.                    | 508        | Valerie King          | 2001-04      |
| 5.                    | 493        | Bev Obringer          | 1985-89      |
| 6.                    | 490        | Linda Norwell         | 1974-77      |
| 7.                    | 444        | Debbie Merrill        | 2002-04      |
| 8.                    | <b>404</b> | <b>Ilmar'I Thomas</b> | <b>2018-</b> |
| 9.                    | 388        | Stephanie Geter       | 1995-98      |
| 10.                   | 379        | Michelle Jones        | 2005-10      |
| 11.                   | 374        | Dayeesha Hollins      | 2012-14      |

| REBOUNDS |            |                       |              |
|----------|------------|-----------------------|--------------|
| RK       | REBS       | NAME                  | YEARS        |
| 1.       | 1,309      | Linda Norwell         | 1974-77      |
| 2.       | 977        | Bev Obringer          | 1985-89      |
| 3.       | 861        | Doris Scott           | 1996-99      |
| 4.       | <b>778</b> | <b>Ilmar'I Thomas</b> | <b>2018-</b> |
| 5.       | 764        | Bev Ventura           | 1975-78      |
| 6.       | 722        | Angel Rizor           | 2017-20      |
| 7.       | 701        | Debbie Merrill        | 2002-04      |
|          | 701        | Anita Tersigni        | 1981-84      |
| 9.       | 688        | Cheryl Cook           | 1982-85      |
| 10.      | 684        | Laura Wilder          | 1999-02      |

| REBOUND AVERAGE |            |                       |              |
|-----------------|------------|-----------------------|--------------|
| RK              | AVG        | NAME                  | YEARS        |
| 1.              | 15.4       | Linda Norwell         | 1974-77      |
| 2.              | 9.1        | Stasia Kissel         | 1981-83      |
| 3.              | 8.7        | Bev Obringer          | 1985-89      |
| 4.              | 8.0        | Debbie Merrill        | 2002-04      |
| 5.              | 8.0        | Bev Ventura           | 1975-78      |
| 6.              | 7.9        | Ester McMillon        | 1991-92      |
| 7.              | 7.4        | Doris Scott           | 1996-99      |
| 8.              | 7.1        | Tonya Taylor          | 1991-92      |
|                 | <b>7.1</b> | <b>Ilmar'I Thomas</b> | <b>2018-</b> |
| 10.             | 6.6        | Joy Roberts           | 1980-83      |

| BLOCKS |            |                       |              |
|--------|------------|-----------------------|--------------|
| RK     | BLKS       | NAME                  | YEARS        |
| 1.     | 142        | Bev Obringer          | 1985-89      |
| 2.     | 117        | Anita Tersigni        | 1981-84      |
| 3.     | <b>112</b> | <b>Ilmar'I Thomas</b> | <b>2018-</b> |
| 4.     | 100        | Doris Scott           | 1996-99      |
| 5.     | 83         | Jeanise Randolph      | 2011-14      |
| 6.     | 71         | Debbie Merrill        | 2002-04      |
| 7.     | 68         | Anne Stephens         | 2003-06      |
|        | 68         | Angel Rizor           | 2017-20      |
| 9.     | 62         | Tiffany Turner        | 2011-14      |
| 10.    | 55         | Trinette Wright       | 1986-89      |
|        | 55         | Lisa Antil            | 1984-87      |





The University of Cincinnati women's basketball program has continued to reach new heights under Head Coach Michelle Clark-Heard since her hiring in March 2018.

Now in her third season, Clark-Heard owns a 49-28 mark at Cincinnati and a 227-108 record in her 11th campaign as a collegiate head coach.

Clark-Heard, who was a UC assistant from 2002-05 and also spent six seasons as the head coach at Western Kentucky University before returning to UC, amassed 46

wins in her first two years at the helm and is the only coach in program history to open a tenure with back-to-back 20 win seasons. Overall, her 10-year coaching career has seen her teams average more than 20 wins per campaign (22.4) with seven postseason appearances, including four NCAA Tournaments and three WNIT berths.

Her second season with the Bearcats (2019-20) produced many big moments for the program. On a team level, UC posted a 22-10 record overall and went 11-5 in the American to finish tied for second, UC's best league finish in its seven-year membership in the AAC. Seeded third in the tournament, the Bearcats reached the final for the first time in the AAC as well as their first final appearance since the 2003 Conference USA Championship game. Additionally, the Bearcats finished the year 14-3 at home with a 12-game winning streak at Fifth Third Arena as well.

Individually, Clark-Heard's players enjoyed a great deal of success as well as a trio of players -- Ilmar Thomas, Antoinette Miller and Angel Rizer -- all joined the program's 1,000-point club during the season, the 27th, 28th and 29th members, respectively. When it came time for awards and honors, that trio also made a big splash as each was honored by the AAC as Thomas was a unanimous selection to the first team, Miller was a second-team honoree and Rizer was twice honored as she was named the AAC Most Improved Player of the Year while earning third-team all-conference accolades as well. The honors didn't end there, however, as Thomas and Miller both were voted Women's Basketball Coaches Association (WBCA) All-America Honorable Mention selections. The awards stand as just the second and third All-America honors earned in program history, joining Debbie Merrill, a 2003 WBCA All-America Honorable Mention.

In her first season at the helm at UC in 2018-19, Clark-Heard led the Bearcats to 24 wins -- the most victories in a head coach's first season in program history, and the most triumphs in 17 years (27 in 2001-02). The Red & Black's historic accomplishments also included the first time with consecutive postseason wins in program history (WNIT quarterfinals), its first 20-win season since 2003, first time with 12 conference wins since 1999, (at the time) highest-ever finish in the American (third place), and first time with three or more regular-season conference honorees since 2003 (Thomas - First Team All-AAC, Miller - Second Team All-AAC, Florence Sifa - Newcomer of the Year).

In six seasons at WKU, Clark-Heard reached four NCAA Tournaments, won four conference tournament championships and two regular season conference titles while posting 154 wins, becoming the second-fastest Lady Topper coach to reach 100 victories with the program. Clark-Heard took over a program with a 9-21 record in 2011-12 and she led the Hilltoppers to a 22-11 mark in her first season (2012-13), a 13-win improvement, which was the largest in Sun Belt Conference history.

WKU finished the 2017-18 campaign with a 24-9 record and captured the 2018 Conference USA Tournament title and qualified for its third NCAA Tournament in four years. Tashia Brown was tabbed as an Associated Press Honorable Mention All-American and the C-USA Player of the Year.

The 2016-17 campaign saw WKU claim its second sweep of the C-USA regular season and tournament championships in just three seasons as a member of the league. The Lady Toppers put together a 27-7 record and a 16-2 mark in C-USA play; the team also pieced together a 12-game winning streak entering the NCAA Tournament, culminating in a 67-56 win over Southern Miss in the C-USA championship game on March 11.

Following the season, Clark-Heard was invited to serve as an assistant coach for the United States U-23 National Team in the inaugural Four Nations Tournament in Tokyo, Japan. During her second stint with the red, white and blue, Clark-Heard helped to push the Americans to an undefeated record and the championship in the event, defeating their opponents by an average of 32 points along the way.

Following the 2014-15 season, Clark-Heard was recognized for her outstanding accomplishments, earning Conference USA Coach of the Year and 2015 United States Marine Corps/WBCA NCAA Division I Regional Coach of the Year honors. Her selection as a WBCA Regional Coach of the Year also made her a finalist for the Pat Summitt Trophy, awarded annually to the United States Marine Corps/WBCA NCAA Division I National Coach of the Year.

Clark-Heard was named an assistant coach for the 2015 U.S. Pan American Women's Basketball Team, joining head coach Lisa Bluder of the University of Iowa and fellow assistant coach Scott Rueck of Oregon State University on the staff. In Toronto, Clark-Heard helped lead the Americans to a silver medal in her international assistant coaching debut, falling just short in the gold medal game against the host Canadians.

In 2013-14, Clark-Heard helped WKU win its final seven regular season games before reeling off three straight in New Orleans, La., in March 2014 to win the Sun Belt Conference Championship with a 61-60 win over Arkansas State after WKU faced a 14-point deficit in the second half. The season also saw WKU defeat Georgetown in the Puerto Rico Classic after facing a 16-point deficit in the second half. The season was capped by an 87-74 loss to fifth-ranked Baylor in Waco, Texas, in the opening round of the 2014 NCAA Tournament, ending the longest NCAA Tournament appearance drought in program history.

The run to the tournament helped WKU secure a 24-9 record and finish with 20-wins for the second straight season. Her consecutive 20-win seasons to begin her time at WKU marked the first time in Sun Belt Conference history that a team had won 20 games in back-to-back years following a season in which it had won less than 10 games.

Her success in 2013-14 followed a massive improvement on the floor in 2012-13. In her first year as a Division I coach, Clark-Heard helped WKU to a 13-win improvement over the 2011-12 season output. It was the largest in Sun Belt Conference history as WKU turned a 9-21 mark into a 22-11 record. WKU's eight win improvement in conference play from five wins to 13 wins was tied for the largest in league history. The Lady Toppers also became the first team in Sun Belt Conference history to win 20 games in the season following a year in which the team won less than 10 games earlier this season.

Her first season at WKU also showcased her ability to develop players. The duo of Chastity Gooch and Alexis Govan averaged a combined 12.7 ppg in 2011-12 but posted 36.5 per outing in 2012-13. The duo combined for 1,203 points after posting 381 last season. The team also saw major improvement in nearly all statistical categories, including improving free throw shooting by over 11 percent to .739, the third highest mark in school history.

Prior to taking the reigns at WKU, Clark-Heard spent five years as an assistant coach to Jeff Walz at Louisville (2007-12). During her time with the program, the Cardinals made three Sweet 16 appearances and their first Final Four appearance, finishing as the National Runner-Up in 2009.

Showing her prowess as a recruiter, she was instrumental in bringing in the No. 12 recruiting class to UofL in 2008, then followed with three consecutive Top 10 classes in 2009, 2010 and 2011. The 2010 recruiting class was the highest ranked class in school history, No. 5 nationally.

Among the most notable players Clark-Heard coached at Louisville was overall number one pick in the 2009 WNBA Draft, Angel McCoughtry and overall number eight pick in the 2013 WNBA Draft, Shoni Shimmel. Overall, she coached five players at Louisville that went on to be drafted in the WNBA Draft.

Prior to her time at Louisville, Clark-Heard spent two seasons as the head coach at Kentucky State, taking the reigns of the program in June 2005. She took over a program that had won just one game during the 2004-05 season. In her first season, she led the Thorobrettes to a 5-23 record, four of the wins were against Southern Intercollegiate Athletic Conference opponents. Her team was picked to finish 11th in the SIAC but ended the season in ninth place. In her second season at KSU, she guided the Thorobrettes to an impressive 19-9 record, finishing tied for fourth place in the SIAC. Clark-Heard earned SIAC Coach-of-the-Year honors after the impressive turnaround. Her 2006-07 Thorobrettes were the second most improved team in NCAA Division II women's basketball during the 2006-07 season.

Before being named head coach at Kentucky State, Clark-Heard spent three seasons at Cincinnati as an assistant and four years at Nebraska in the same role. The Bearcats advanced to postseason play in two of her three seasons there while she helped Nebraska reach the NCAA Tournament twice during her time with the team. She was also responsible for helping sign McDonald's All-American Janice Bright for the Cornhuskers in 2001 while coaching alongside current Louisville coach Jeff Walz and under former WKU coach Paul Sanderford.

A four-year letter-winner on the Hill (1987-90), Clark-Heard was part of four NCAA Tournament teams during her Lady Topper career. She also helped guide the Lady Toppers to a pair of Sun Belt Conference Tournament championships (1988 and 1989) and two conference regular-season titles (1989 and 1990). She played in 118 games during her four years on the Hill, scoring 790 points and pulling down 615 rebounds. WKU amassed 89 victories during her four years in uniform, winning 70 percent of the games over that span and putting together three 20-win seasons.

Upon graduation from WKU, she spent eight years working within a recreational setting in Kentucky, including five years in Bowling Green and three with the Louisville Metro Parks Department.

While in Louisville, she served as head junior varsity coach and assistant varsity coach at DuPont Manual High School for the 1994-95 season. Additionally, she played professionally with the Kentucky Marauders of the Women's Basketball Association in 1994-95.

The Louisville native earned Kentucky High School State Player of the Year (1986) while playing at Atherton High School and was inducted into the Atherton Hall of Fame in 2003.

She married Luther Heard on August 16, 2003.

## CLARK-HEARD'S YEARLY COACHING RECORD

| SEASON                                   | SCHOOL           | CONFERENCE     | OVERALL        | HOME          | AWAY         | NEUTRAL      | CONFERENCE    | FINISH                 | CONFERENCE TOURNEY  | POSTSEASON                |
|--|------------------|----------------|----------------|---------------|--------------|--------------|---------------|------------------------|---------------------|---------------------------|
| 2005-06                                  | Kentucky State   | SIAC           | 5-23           | 5-8           | 0-13         | 0-2          | 4-15          | unk.                   | First Round (0-1)   | --                        |
| 2006-07                                  | Kentucky State   | SIAC           | 19-9           | 8-4           | 10-4         | 1-1          | 13-6          | unk.                   | First Round (0-1)   | --                        |
| <b>Kentucky State Totals (2 Years)</b>   |                  |                | <b>24-32</b>   | <b>13-12</b>  | <b>10-17</b> | <b>1-3</b>   | <b>17-21</b>  |                        |                     |                           |
| 2012-13                                  | Western Kentucky | Sun Belt       | 22-11          | 10-5          | 10-6         | 2-0          | 13-7          | 3rd                    | Semifinals (1-1)    | WNIT Second Round (1-1)   |
| 2013-14                                  | Western Kentucky | Sun Belt       | 24-9           | 11-3          | 8-5          | 5-1          | 13-5          | 2nd                    | CHAMPIONS (3-0)     | NCAA First Round (0-1)    |
| 2014-15                                  | Western Kentucky | Conference USA | 30-5           | 14-1          | 12-3         | 4-1          | 16-2          | 1st                    | CHAMPIONS (3-0)     | NCAA First Round (0-1)    |
| 2015-16                                  | Western Kentucky | Conference USA | 27-7           | 14-1          | 12-5         | 1-1          | 15-3          | t-2nd                  | Quarterfinals (0-1) | WNIT Quarterfinals (3-1)  |
| 2016-17                                  | Western Kentucky | Conference USA | 27-7           | 14-1          | 9-3          | 4-3          | 16-2          | 1st                    | CHAMPIONS (3-0)     | NCAA First Round (0-1)    |
| 2017-18                                  | Western Kentucky | Conference USA | 24-9           | 11-1          | 6-7          | 7-1          | 12-4          | 2nd                    | CHAMPIONS (3-0)     | NCAA First Round (0-1)    |
| <b>Western Kentucky Totals (6 Years)</b> |                  |                | <b>154-48</b>  | <b>64-12</b>  | <b>89-29</b> | <b>23-7</b>  | <b>85-23</b>  |                        |                     |                           |
| 2018-19                                  | Cincinnati       | American       | 24-11          | 17-2          | 6-8          | 1-1          | 12-4          | 3rd                    | Semifinals (1-1)    | WNIT Quarterfinals (3-1)  |
| 2019-20                                  | Cincinnati       | American       | 22-10          | 14-3          | 6-4          | 2-3          | 11-5          | t-2nd                  | Runners-Up (2-1)    | Canceled (COVID-19)       |
| 2020-21                                  | Cincinnati       | American       | 3-7            | 1-5           | 2-2          | 0-0          | 2-4           |                        |                     |                           |
| <b>Cincinnati Totals (2 Years)</b>       |                  |                | <b>49-28</b>   | <b>32-10</b>  | <b>14-14</b> | <b>3-4</b>   | <b>25-13</b>  |                        |                     |                           |
| <b>TOTALS</b>                            |                  |                | <b>227-108</b> | <b>119-35</b> | <b>81-60</b> | <b>27-14</b> | <b>127-57</b> | <b>16-6 (4 titles)</b> |                     | <b>6-7 (4 NCAA apps.)</b> |

### CLARK-HEARD: BY THE NUMBERS

|   |         |
|---|---------|
| Overall Head Coaching Record                              | 224-101 |
| Head Coaching Record Over Last Four Years                 | 97-37   |
| Tournament Titles as Head Coach                           | 4       |
| Overall Postseason Record as Head Coach                   | 23-10   |
| NCAA Tournament Appearances as an Assistant or Head Coach | 11      |
| Conference Coach of the Year Selections                   | 2       |

### CLARK-HEARD: WNBA DRAFT PICKS COACHED

|  |                          |
|--|--------------------------|
| Asia Taylor (Louisville, 2011-14)        | Minnesota Lynx           |
| Antonita Slaughter (Louisville, 2011-14) | Los Angeles Sparks       |
| Shoni Schimmel (Louisville, 2011-14)     | Atlanta Dream            |
| Angel McCoughtry (Louisville, 2005-09)   | Atlanta Dream            |
| Candyce Bingham (Louisville, 2008-09)    | San Antonio Silver Stars |
| K.B. Sharp (Cincinnati, 2000-03)         | New York Liberty         |
| Nicole Kubik (Nebraska, 1995-98)         | Los Angeles Sparks       |

## THE LAST TIME...

#### UC SCORED 100 OR MORE POINTS IN A GAME

vs. Charleston Southern, Nov. 25, 2003 (W, 105-60)

#### UC PLAYED AN OVERTIME GAME

Won vs. Northern Kentucky, Nov. 30, 2020 (W, 73-67)

Lost vs. Ohio State, Nov. 13, 2019 (L, 73-78)

#### UC PLAYED A DOUBLE-OT OR LONGER GAME

Won vs. Houston, Jan. 7, 2015 (W, 76-73)

Lost vs. Xavier, Dec. 12, 2012 (L, 67-69)

#### UC WON A GAME BY 20+ POINTS

vs. ECU, March 2, 2020 (W, 76-53)

#### UC WON A GAME BY 30+ POINTS

vs. Memphis, Mar. 7, 2020 (W, 94-52)

#### UC WON A GAME BY 40+ POINTS

vs. Coppin State, Dec. 30, 2019 (W, 86-40)

#### A UC PLAYER SCORED 20+ POINTS IN A GAME

Ilmar'I Thomas (24) vs. Tulsa, Jan. 6, 2021 (L, 62-57)

#### TWO UC PLAYERS SCORED 20+ POINTS IN A GAME

Ilmar'I Thomas (24), Jillian Hayes (20)

at Temple, Jan. 13, 2021

#### THREE UC PLAYERS SCORED 20+ POINTS IN A GAME

Ana Owens (22), Bianca Quisenberry (22),  
& Shanice Johnson (21), vs. Houston, Jan. 17, 2017

#### A UC PLAYER SCORED 30+ POINTS IN A GAME

Ilmar'I Thomas (32) vs. USF, Dec. 22, 2020

#### 1 UC PLAYER RECORDED A DOUBLE-DOUBLE

Ilmar'I Thomas (24-12) at Temple, Jan. 13, 2021

#### 2 UC PLAYERS RECORDED A DOUBLE-DOUBLE

Angel Rizer (20-10) & Ilmar'I Thomas (16-13)  
at Houston, Feb. 18, 2020

#### 3 UC PLAYERS RECORDED A DOUBLE-DOUBLE

Jill Stephens (17-12), Tenishia Benson (19-10),  
Kahla Roudebush (19-11), vs. C. Michigan, Dec. 17, 2007

#### A UC PLAYER HAD DOUBLE-DOUBLE IN CONSECUTIVE GAMES

Ilmar'I Thomas, at Wichita State, Jan. 2, 2021 (24p/17r)  
& vs. vs. Tulsa, Jan. 6, 2021 (24p/12r)

#### A UC PLAYER RECORDED A TRIPLE-DOUBLE

Jane Anne Preston (13 points, 10 rebounds, 11 assists),  
vs. Marquette, Jan. 25, 1992

#### A UC PLAYER HAD 10+ ASSISTS IN A GAME

Antoinette Miller (11), at Memphis, Feb. 13, 2019

#### A PLAYER HAD 20+ REBOUNDS IN A GAME

Jill Stephens (22), vs. McNeese State, Nov. 21, 2007

#### A UC PLAYER HAD 5+ STEALS IN A GAME

Sam Rodgers (5), at Houston, Feb. 18, 2020

#### A UC PLAYER HAD 5+ BLOCKS IN A GAME

Jeanise Randolph (6), at Louisville, Jan. 11, 2014

#### A UC PLAYER HAD 5+ 3-POINTERS MADE IN A GAME

Antoinette Miller (5), at Houston, Feb. 18, 2020

## UC'S RECORD WHEN

|                                      | 2020-21 |
|--------------------------------------|---------|
| Overall                              | 3-7     |
| Home                                 | 1-5     |
| Road                                 | 2-2     |
| Neutral                              | 0-0     |
| American                             | 2-4     |
| American Home                        | 0-4     |
| American Road                        | 2-0     |
| Overtime games                       | 1-0     |
| Versus ranked opponents              | 0-0     |
| Leading at the half                  | 1-0     |
| Trailing at the half                 | 2-7     |
| Tied at the half                     | 0-0     |
| Outshooting its opponent             | 3-2     |
| Being outshot by its opponent        | 0-5     |
| Outrebounding its opponent           | 3-2     |
| Being outrebounded by opponent       | 1-3     |
| Rebounds are equal                   | 0-1     |
| Games decided by 10 or fewer points  | 3-2     |
| Games decided by 5 or fewer points   | 0-0     |
| Score fewer than 50 points           | 0-1     |
| Score 50-plus points                 | 0-2     |
| Score 60-plus points                 | 1-3     |
| Score 70-plus point                  | 2-1     |
| Score 80-plus points                 | 0-0     |
| Score 90-plus points                 | 0-0     |
| Opp. score less than 40 points       | 0-0     |
| Opp. score less than 50 points       | 0-0     |
| Opp. score less than 60 points       | 1-0     |
| Opp. score less than 70 points       | 2-2     |
| Opp. score less than 80 points       | 0-3     |
| Opp. score 80-plus points            | 0-2     |
| Opp. score 90-plus points            | 0-0     |
| Commit fewer turnovers than opponent | 1-2     |
| Commit more turnovers than opponent  | 2-4     |
| Turnovers are equal                  | 0-1     |
| On Monday                            | 0-0     |
| On Tuesday                           | 0-1     |
| On Wednesday                         | 2-1     |
| On Thursday                          | 0-1     |
| On Friday                            | 0-0     |
| On Saturday                          | 1-3     |
| On Sunday                            | 0-1     |
| In November                          | 1-0     |
| In December                          | 0-5     |
| In January                           | 2-2     |
| In February                          | 0-0     |
| In March                             | 0-0     |
| In White Uniforms                    | 1-5     |
| In Black Uniforms                    | 1-1     |
| In Red Uniforms                      | 1-1     |
| In Pink Uniforms                     | 0-0     |
| After a Win                          | 0-2     |
| After a Loss                         | 2-5     |

## 2020-21 AMERICAN ATHLETIC CONFERENCE

2020-21 AMERICAN  
CONFERENCE STANDINGS  
(THRU 1/13)

| TEAM              | AAC        | PCT.        | OVERALL    | PCT.        |
|-------------------|------------|-------------|------------|-------------|
| USF               | 7-0        | 1.000       | 10-1       | .909        |
| UCF               | 4-1        | .800        | 6-2        | .750        |
| Temple            | 4-1        | .800        | 4-4        | .500        |
| Tulane            | 3-3        | .500        | 7-4        | .636        |
| Houston           | 3-3        | .500        | 6-4        | .600        |
| East Carolina     | 3-3        | .500        | 5-6        | .455        |
| Tulsa             | 2-4        | .333        | 3-4        | .429        |
| <b>CINCINNATI</b> | <b>2-4</b> | <b>.333</b> | <b>3-7</b> | <b>.300</b> |
| SMU               | 0-2        | .000        | 0-6        | .000        |
| Wichita State     | 0-3        | .000        | 3-5        | .375        |
| Memphis           | 0-4        | .000        | 2-7        | .222        |

## 2020-21 AAC COMPOSITE SCHEDULE

|                                    |                |              |  |  |
|------------------------------------|----------------|--------------|--|--|
| <b>Saturday, Jan. 16</b>           |                |              |  |  |
| Tulane at Tulsa                    | 2 p.m.         | ESPN+        |  |  |
| Houston at ECU                     | 3:30 p.m.      | ESPN+        |  |  |
| <b>Sunday, Jan. 17</b>             |                |              |  |  |
| <b>Cincinnati at UCF</b>           | <b>12 p.m.</b> | <b>ESPNU</b> |  |  |
| Memphis at USF                     | 4 p.m.         | ESPNU        |  |  |
| <b>Wednesday, Jan. 20</b>          |                |              |  |  |
| <b>Memphis at Cincinnati</b>       | <b>6 p.m.</b>  | <b>ESPN+</b> |  |  |
| ECU at Tulsa                       | 7 p.m.         | ESPN+        |  |  |
| USF at Wichita State               | 7 p.m.         | ESPN+        |  |  |
| Temple at Houston                  | TBA            | ESPN+        |  |  |
| <b>Saturday, Jan. 23</b>           |                |              |  |  |
| USF at ECU                         | 1 p.m.         | ESPN+        |  |  |
| Wichita State at Temple            | 2 p.m.         | ESPN+        |  |  |
| Tulsa at Memphis                   | 2 p.m.         | ESPN+        |  |  |
| UCF at Houston                     | 6 p.m.         | ESPN+        |  |  |
| <b>Wednesday, Jan. 27</b>          |                |              |  |  |
| <b>Wichita State at Cincinnati</b> | <b>2 p.m.</b>  | <b>ESPN+</b> |  |  |
| Temple at USF                      | 4 p.m.         | ESPN+        |  |  |
| ECU at UCF                         | 5 p.m.         | ESPN+        |  |  |
| Houston at Tulane                  | 7 p.m.         | ESPN+        |  |  |
| <b>Saturday, Jan. 30</b>           |                |              |  |  |
| <b>Cincinnati at USF</b>           | <b>3 p.m.</b>  | <b>ESPN+</b> |  |  |
| Tulsa at ECU                       | 3:30 p.m.      | ESPN+        |  |  |
| UCF at Wichita State               | 8 p.m.         | ESPN+        |  |  |
| <b>Sunday, Jan. 31</b>             |                |              |  |  |
| Temple at Tulane                   | 12 p.m.        | ESPNU        |  |  |
| <b>Tuesday, Feb. 2</b>             |                |              |  |  |
| UCF at Memphis                     | 7:30 p.m.      |              |  |  |
| <b>Wednesday, Feb. 3</b>           |                |              |  |  |
| Houston at Tulsa                   | 2 p.m.         |              |  |  |
| Tulane at Wichita State            | 4 p.m.         |              |  |  |
| <b>Temple at Cincinnati</b>        | <b>6 p.m.</b>  |              |  |  |
| USF at SMU                         | 7 p.m.         |              |  |  |

CINCINNATI IN THE AMERICAN  
2020-21 TEAM-INDIVIDUAL STATISTICS  
(THRU 1/13)

| TEAM  |      |      |      |
|---|------|------|------|
| CATEGORY                                      | STAT | AAC  | NCAA |
| Scoring Offense                               | 63.8 | 6th  |      |
| Scoring Defense                               | 71.4 | 10th |      |
| Scoring Margin                                | -7.6 | 9th  |      |
| Free Throw Pct.                               | .700 | 3rd  |      |
| Field Goal Pct.                               | .419 | 3rd  |      |
| FG Pct. Defense                               | .418 | 8th  |      |
| 3-FG Pct.                                     | .203 | 11th |      |
| 3-FG Pct. Defense                             | .355 | 11th |      |
| Rebounding Offense                            | 36.1 | 8th  |      |
| Rebounding Defense                            | 34.6 | 2nd  |      |
| Rebound Margin                                | +1.5 | 5th  |      |
| Blocked Shots                                 | 4.6  | 1st  |      |
| Assists                                       | 13.0 | 7th  |      |
| Steals  | 7.6  | 9th  |      |
| Turnover Margin                               | -4.0 | 9th  |      |
| Assist/TO Ratio                               | 0.7  | 7th  |      |
| Offensive Rebounds                            | 11.6 | 9th  |      |
| Defensive Rebounds                            | 24.5 | 9th  |      |
| 3-FG Made                                     | 2.7  | 11th |      |
| <i>* NCAA rankings list if in Top 50 only</i> |      |      |      |

| INDIVIDUAL                                    |      |       |      |
|---|------|-------|------|
| CATEGORY                                      | STAT | AAC   | NCAA |
| <b>Scoring</b>                                |      |       |      |
| Ilmar'I Thomas                                | 25.0 | 1st   | 5th  |
| <b>Rebounding</b>                             |      |       |      |
| Ilmar'I Thomas                                | 8.4  | 5th   |      |
| Jillian Hayes                                 | 5.5  | 17th  |      |
| Arame Niang                                   | 5.4  | 17th  |      |
| <b>Field Goal Percentage</b>                  |      |       |      |
| Ilmar'I Thomas                                | .550 | 1st   | 47th |
| <b>Assists</b>                                |      |       |      |
| Ilmar'I Thomas                                | 3.1  | 10th  |      |
| Destiny Haymer                                | 3.0  | T12th |      |
| <b>Free Throw Percentage</b>                  |      |       |      |
| Ilmar'I Thomas                                | .833 | 1st   |      |
| Jillian Hayes                                 | .595 | 12th  |      |
| <b>Blocked Shots</b>                          |      |       |      |
| Arame Niang                                   | 1.3  | T4th  |      |
| Ilmar'I Thomas                                | 1.0  | 12th  |      |
| Jillian Hayes                                 | 0.9  | T14th |      |
| <b>Assist/Turnover Ratio</b>                  |      |       |      |
| Sofia Gritzali                                | 1.6  | T13th |      |
| <b>Offensive Rebounds</b>                     |      |       |      |
| Ilmar'I Thomas                                | 2.9  | 5th   |      |
| Jadyn Scott                                   | 1.9  | 14th  |      |
| <b>Defensive Rebounds</b>                     |      |       |      |
| Ilmar'I Thomas                                | 5.5  | 6th   |      |
| Jillian Hayes                                 | 4.3  | 9th   |      |
| Arame Niang                                   | 3.8  | 12th  |      |
| <b>Minutes Played</b>                         |      |       |      |
| Ilmar'I Thomas                                | 38.8 | 1st   | 6th  |
| Jillian Hayes                                 | 29.0 | 27th  |      |
| <i>* NCAA rankings list if in Top 50 only</i> |      |       |      |

## SPECIALTY STATISTICS

| OPPONENT            | RESULT        | OFF TO        | IN PAINT        | 2ND CHANCE        | FAST BREAK        | BENCH        |
|---------------------|---------------|---------------|-----------------|-------------------|-------------------|--------------|
| Northern Kentucky   |               | 16            | 34              | 11                | 11                | 21           |
| at Cincinnati       | W, 73-67 (OT) | 22            | 42              | 8                 | 8                 | 3            |
| No. 5 Louisville    |               |               |                 |                   |                   |              |
| at Cincinnati       | Canceled      |               |                 |                   |                   |              |
| at Florida          |               | 25            | 38              | 4                 | 21                | 21           |
| Cincinnati          | L, 58-81      | 6             | 24              | 12                | 8                 | 10           |
| Xavier              |               |               |                 |                   |                   |              |
| at Cincinnati       | Postponed     |               |                 |                   |                   |              |
| Marquette           |               | 21            | 48              | 2                 | 22                | 12           |
| at Cincinnati       | L, 75-86      | 16            | 46              | 10                | 16                | 14           |
| at Central Michigan |               | 10            | 18              | 9                 | 0                 | 4            |
| Cincinnati          | L, 62-79      | 11            | 30              | 15                | 2                 | 14           |
| at Houston          |               |               |                 |                   |                   |              |
| Cincinnati          | Postponed     |               |                 |                   |                   |              |
| East Carolina       |               | 30            | 22              | 10                | 12                | 9            |
| at Cincinnati       | L, 67-74      | 17            | 32              | 13                | 8                 | 17           |
| USF                 |               | 6             | 22              | 9                 | 18                | 24           |
| at Cincinnati       | L, 61-73      | 18            | 42              | 3                 | 16                | 4            |
| at SMU              |               |               |                 |                   |                   |              |
| Cincinnati          | Canceled      |               |                 |                   |                   |              |
| at Wichita State    |               | 12            | 28              | 16                | 10                | 6            |
| at Cincinnati       | W, 65-59      | 14            | 30              | 11                | 11                | 7            |
| Tulsa               |               | 17            | 22              | 5                 | 14                | 19           |
| at Cincinnati       | L, 57-62      | 14            | 30              | 10                | 14                | 8            |
| Tulane              |               | 28            | 28              | 9                 | 11                | 13           |
| at Cincinnati       | L, 49-68      | 11            | 22              | 16                | 6                 | 3            |
| at Temple           |               | 12            | 30              | 8                 | 13                | 7            |
| Cincinnati          | W, 71-65      | 12            | 32              | 12                | 15                | 10           |
| at UCF              |               |               |                 |                   |                   |              |
| Cincinnati          |               |               |                 |                   |                   |              |
| Memphis             |               |               |                 |                   |                   |              |
| at Cincinnati       |               |               |                 |                   |                   |              |
| Wichita State       |               |               |                 |                   |                   |              |
| at Cincinnati       |               |               |                 |                   |                   |              |
| at USF              |               |               |                 |                   |                   |              |
| Cincinnati          |               |               |                 |                   |                   |              |
| Temple              |               |               |                 |                   |                   |              |
| at Cincinnati       |               |               |                 |                   |                   |              |
| at Tulane           |               |               |                 |                   |                   |              |
| Cincinnati          |               |               |                 |                   |                   |              |
| at Memphis          |               |               |                 |                   |                   |              |
| at Cincinnati       |               |               |                 |                   |                   |              |
| UCF                 |               |               |                 |                   |                   |              |
| at Cincinnati       |               |               |                 |                   |                   |              |
| Houston             |               |               |                 |                   |                   |              |
| at Cincinnati       |               |               |                 |                   |                   |              |
| at East Carolina    |               |               |                 |                   |                   |              |
| Cincinnati          |               |               |                 |                   |                   |              |
| at Tulsa            |               |               |                 |                   |                   |              |
| Cincinnati          |               |               |                 |                   |                   |              |
| SMU                 |               |               |                 |                   |                   |              |
| at Cincinnati       | Canceled      |               |                 |                   |                   |              |
| <b>TOTALS</b>       |               | <b>OFF TO</b> | <b>IN PAINT</b> | <b>2ND CHANCE</b> | <b>FAST BREAK</b> | <b>BENCH</b> |
| <b>CINCINNATI</b>   |               | <b>119</b>    | <b>322</b>      | <b>119</b>        | <b>107</b>        | <b>90</b>    |
| <b>AVERAGE</b>      |               | <b>12.4</b>   | <b>32.2</b>     | <b>11.9</b>       | <b>10.7</b>       | <b>9.0</b>   |
| <b>OPPONENTS</b>    |               | <b>177</b>    | <b>284</b>      | <b>74</b>         | <b>129</b>        | <b>136</b>   |
| <b>AVERAGE</b>      |               | <b>17.7</b>   | <b>28.4</b>     | <b>7.4</b>        | <b>12.9</b>       | <b>13.6</b>  |

## BEARCATS STARTING LINEUPS

| OPPONENT            | UC STARTERS                                 |
|---------------------|---|
| Northern Kentucky   | Haymer, Schimmel, Moore, Thomas, Niang      |
| Louisville          | Canceled                                    |
| at Florida          | Haymer, Schimmel, Moore, Thomas, Niang      |
| Xavier              | Postponed                                   |
| Marquette           | Haymer, Schimmel, Moore, Thomas, Niang      |
| at Central Michigan | Haymer, Moore, Jadyn Scott, Thomas, Niang   |
| at Houston          | Postponed                                   |
| East Carolina       | Schimmel, Hayes, Jadyn Scott, Thomas, Niang |
| USF                 | Haymer, Schimmel, Hayes, Thomas, Niang      |
| at SMU              | Canceled                                    |
| at Wichita State    | Haymer, Schimmel, Hayes, Thomas, Niang      |
| Tulsa               | Haymer, Hayes, Jadyn Scott, Thomas, Niang   |
| Tulane              | Gritzali, Hayes, Jadyn Scott, Thomas, Niang |
| at Temple           | Gritzali, Haymer, Hayes, Jada Scott, Thomas |
| at UCF              |   |
| Memphis             |   |
| Wichita State       |   |
| at USF              |   |
| Temple              |   |
| at Tulane           |   |
| at Memphis          |   |
| UCF                 |   |
| Houston             |   |
| at East Carolina    |   |
| at Tulsa            |   |
| SMU                 | Canceled                                    |

## RECORD BY STARTING LINEUPS

| UC STARTERS                                 | RECORD |
|---|--------|
| Haymer, Schimmel, Moore, Thomas, Niang      | 1-2    |
| Haymer, Moore, Jadyn Scott, Thomas, Niang   | 0-1    |
| Schimmel, Hayes, Jadyn Scott, Thomas, Niang | 0-1    |
| Haymer, Schimmel, Hayes, Thomas, Niang      | 1-1    |
| Haymer, Hayes, Jadyn Scott, Thomas, Niang   | 0-1    |
| Gritzali, Hayes, Jadyn Scott, Thomas, Niang | 0-1    |

## PLAYERS IN DOUBLE FIGURES

| # OF PLAYERS      | 0 | 1 | 2 | 3 | 4 | 5 | 6 | 7 |
|-------------------|---|---|---|---|---|---|---|---|
| TIMES THIS SEASON | 0 | 2 | 5 | 1 | 1 | 0 | 0 | 0 |

## LEADS & DEFICITS

### LARGEST LEAD OF SEASON -

12 pts (5:57, 1st Quarter at Wichita State [1/2/21])

### LARGEST LEAD LOST IN DEFEAT -

6 pts (5:50, 2nd Quarter at Florida [12/5/20])


### LARGEST DEFICIT OF SEASON -

25 pts (4th Quarter at Florida [12/5/20])


### LARGEST DEFICIT OVERCOME IN VICTORY -

13 pts (6:07, 2nd Quarter vs. NKU [11/25/20])






**CAITLYN WILSON**  
G • 5-11 • So.  
Cordova, Tenn.



**DESTINY HAYMER**  
G • 5-8 • Jr.  
Lexington, Miss.



**JADA SCOTT**  
G • 6-1 • So.  
Townsend, Ga.



**RIANE BURTON**  
G • 6-1 • Fr.  
Cypress, Texas




**JANA ABDULLAH**  
F • 6-2 • R-Fr.  
Alexandria, Egypt




**JADYN SCOTT**  
F • 6-1 • So.  
Townsend, Ga.




**ADDAYA MOORE**  
G • 5-10 • R-Jr.  
Granite City, Ill.



**ARAME NIANG**  
F • 6-3 • R-Sr.  
Rufisque, Senegal




**JILLIAN HAYES**  
G • 6-1 • Fr.  
Loveland, Ohio




**MILAN SCHIMMEL**  
G • 5-8 • Jr.  
Mission, Ore.



**IIMAR'I THOMAS**  
F • 5-10 • Sr.  
Oakland, Calif.



**SOFIA GRITZALI**  
G • 5-6 • So.  
Thessaloniki, Greece



**NESMA KHALIFA**  
C • 6-4 • Jr.  
Alexandria, Egypt



**MICHELLE CLARK-HEARD**  
HEAD COACH  
Third Season



**MELISSA KOLBE**  
ASSOCIATE HEAD COACH  
Third Season



**SURINA DIXON**  
ASSISTANT COACH  
Third Season



**CARLOS KNOX**  
ASSISTANT COACH  
First Season

## CINCINNATI PLAYER SEASON &amp; CAREER HIGHS

| #1 - CAITLYN WILSON              |             |                                  |
|----------------------------------|-------------|----------------------------------|
| 2020-21 Season                   |             | Career                           |
| 8 vs. ECU, 12/20/20              | Pts         | 8 vs. ECU, 12/20/20              |
| 10 at Central Michigan, 12/12/20 | FG Atts     | 10 at Central Michigan, 12/12/20 |
| 3 vs. ECU, 12/20/20              | FG Made     | 3 vs. ECU, 12/20/20              |
| 10 at Central Michigan, 12/12/20 | 3PT-FG Atts | 10 at Central Michigan, 12/12/20 |
| 2, 2x (last vs. ECU, 12/20/20)   | 3PT-FG Made | 2, 2x (last vs. ECU, 12/20/20)   |
| 0                                | FT Atts     | 0                                |
| 0                                | FT Made     | 0                                |
| 1, 2x (last vs. Tulane, 1/9/21)  | Rebs        | 1, 2x (last vs. Tulane, 1/9/21)  |
| 2 vs. ECU, 12/20/20              | Assts       | 2 vs. ECU, 12/20/20              |
| 2 vs. ECU, 12/20/20              | Stls        | 2 vs. ECU, 12/20/20              |
| 1, 2x (last vs. ECU, 12/20/20)   | Blks        | 1, 2x (last vs. ECU, 12/20/20)   |
| 21 vs. ECU, 12/20/20             | Mins        | 21 vs. ECU, 12/20/20             |

| #2 - DESTINY HAYMER             |             |                                 |
|---------------------------------|-------------|---------------------------------|
| 2020-21 Season                  |             | Career                          |
| 13 vs. Marquette, 12/10/20      | Pts         | 13 vs. Marquette, 12/10/20      |
| 14 at Temple, 1/13/21           | FG Atts     | 14 at Temple, 1/13/21           |
| 6 vs. Marquette, 12/10/20       | FG Made     | 6 vs. Marquette, 12/10/20       |
| 4, 3x (last at Temple, 1/13/21) | 3PT-FG Atts | 4, 3x (last at Temple, 1/13/21) |
| 2 at Central Michigan, 12/12/20 | 3PT-FG Made | 2 at Central Michigan, 12/12/20 |
| 4 at Temple, 1/13/21            | FT Atts     | 4 at Temple, 1/13/21            |
| 2 at Temple, 1/13/21            | FT Made     | 2 at Temple, 1/13/21            |
| 7 at Temple, 1/13/21            | Rebs        | 7 at Temple, 1/13/21            |
| 8 at Temple, 1/13/21            | Assts       | 8 at Temple, 1/13/21            |
| 3 vs. NKU, 11/25/20             | Stls        | 3 vs. NKU, 11/25/20             |
| 1, 2x (last at Temple, 1/13/21) | Blks        | 1, 2x (last at Temple, 1/13/21) |
| 36 vs. NKU, 11/25/20            | Mins        | 36 vs. NKU, 11/25/20            |

| #3 - JADA SCOTT                 |             |                                 |
|---------------------------------|-------------|---------------------------------|
| 2020-21 Season                  |             | Career                          |
| 8 vs. Tulsa, 1/6/21             | Pts         | 8, 2x (last vs. Tulsa, 1/6/21)  |
| 7 at Temple, 1/13/21            | FG Atts     | 7 at Temple, 1/13/21            |
| 3 vs. Tulsa, 1/6/21             | FG Made     | 3, 2x (last vs. Tulsa, 1/6/21)  |
| 1, 2x (last vs. Tulane, 1/9/21) | 3PT-FG Atts | 1, 4x (last vs. Tulane, 1/9/21) |
| 0                               | 3PT-FG Made | 1 vs. UConn, 2/26/20            |
| 3 vs. Tulsa, 1/6/21             | FT Atts     | 3 vs. Tulsa, 1/6/21             |
| 2 vs. Tulsa, 1/6/21             | FT Made     | 2, 2x (last vs. Tulsa, 1/6/21)  |
| 4, 2x (last vs. Tulane, 1/9/21) | Rebs        | 4, 2x (last vs. Tulane, 1/9/21) |
| 1, 4x (last vs. Tulane, 1/9/21) | Assts       | 2 vs. Pittsburgh, 12/21/19      |
| 1, 2x (last at Temple, 1/13/21) | Stls        | 2 at Memphis, 1/8/20            |
| 1 at Temple, 1/13/21            | Blks        | 1, 3x (last at Temple, 1/13/21) |
| 28 vs. Tulane, 1/9/21           | Mins        | 28 vs. Tulane, 1/9/21           |

| #4 - RIANE BURTON     |             |                       |
|-----------------------|-------------|-----------------------|
| 2020-21 Season        |             | Career                |
| 2 at Temple, 1/13/21  | Pts         | 2 at Temple, 1/13/21  |
| 3 at Temple, 1/13/21  | FG Atts     | 3 at Temple, 1/13/21  |
| 1 at Temple, 1/13/21  | FG Made     | 1 at Temple, 1/13/21  |
| 0                     | 3PT-FG Atts | 0                     |
| 0                     | 3PT-FG Made | 0                     |
| 0                     | FT Atts     | 0                     |
| 0                     | FT Made     | 0                     |
| 1 at Temple, 1/13/21  | Rebs        | 1 at Temple, 1/13/21  |
| 1 at Temple, 1/13/21  | Assts       | 1 at Temple, 1/13/21  |
| 0                     | Stls        | 0                     |
| 0                     | Blks        | 0                     |
| 11 at Temple, 1/13/21 | Mins        | 11 at Temple, 1/13/21 |

| #10 - JADYN SCOTT                 |             |  |
|-----------------------------------|-------------|--|
| 2020-21 Season                    |             | Career                                     |
| 11 vs. ECU, 12/20/20              | Pts         | 11 vs. ECU, 12/20/20                       |
| 7, 2x (last 11 vs. ECU, 12/20/20) | FG Atts     | 7, 2x (last 11 vs. ECU, 12/20/20)          |
| 5 vs. ECU, 12/20/20               | FG Made     | 5 vs. ECU, 12/20/20                        |
| 0                                 | 3PT-FG Atts | 0  |
| 0                                 | 3PT-FG Made | 0  |
| 6 vs. Tulane, 1/9/21              | FT Atts     | 6 vs. Tulane, 1/9/21                       |
| 4 vs. Tulane, 1/9/21              | FT Made     | 4 vs. Tulane, 1/9/21                       |
| 7 vs. Tulane, 1/9/21              | Rebs        | 7 vs. Tulane, 1/9/21                       |
| 3, 2x (last at Temple, 1/13/21)   | Assts       | 3, 2x (last at Temple, 1/13/21)            |
| 2, 2x (last at Temple, 1/13/21)   | Stls        | 2, 3x (last at Temple, 1/13/21)            |
| 2 at Central Michigan, 12/12/20   | Blks        | 2, 2x (last at Central Michigan, 12/12/20) |
| 37 vs. ECU, 12/20/20              | Mins        | 37 vs. ECU, 12/20/20                       |

| #14 - ADDAYA MOORE                         |             |  |
|--|-------------|--|
| 2020-21 Season                             |             | Career                                     |
| 8 vs. NKU, 11/25/20                        | Pts         | 9 at Houston, 2/18/20                      |
| 8 at Central Michigan, 12/12/20            | FG Atts     | 10 vs. UCF, 1/12/20                        |
| 3, 2x (last vs. Marquette, 12/10/20)       | FG Made     | 4, 3x (last at Houston, 2/18/20)           |
| 1, 2x (last vs. Marquette, 12/10/20)       | 3PT-FG Atts | 3 vs. Iowa, 11/27/19                       |
| 0  | 3PT-FG Made | 1 at Tulane, 1/18/20                       |
| 3, 2x (last at Central Michigan, 12/12/20) | FT Atts     | 3, 2x (last at Central Michigan, 12/12/20) |
| 2 vs. NKU, 11/25/20                        | FT Made     | 4, 2x (last at USF, 3/3/20)                |
| 6, 2x (last at Florida, 12/5/20)           | Rebs        | 9 vs. Miami (Ohio), 12/8/19                |
| 4 at Florida, 12/5/20                      | Assts       | 4, 5x (last 4 at Florida, 12/5/20)         |
| 4, 2x (last vs. Marquette, 12/10/20)       | Stls        | 4, 3x (last vs. Marquette, 12/10/20)       |
| 1, 3x (last vs. Marquette, 12/10/20)       | Blks        | 3 vs. Tulsa, 2/12/20                       |
| 38 vs. NKU, 11/25/20                       | Mins        | 38 vs. NKU, 11/25/20                       |

| #15 - ARAME NIANG                          |             |                                      |
|--|-------------|--------------------------------------|
| 2020-21 Season                             |             | Career                               |
| 13 vs. NKU, 11/25/20                       | Pts         | 15, 2x (last vs. Rice, 3/15/19)#     |
| 12 vs. Tulsa, 1/6/21                       | FG Atts     | 12, 2x (last vs. Tulsa, 1/6/21)      |
| 6 vs. USF, 12/22/20                        | FG Made     | 6, 2x (last vs. USF, 12/22/20)       |
| 7 at Florida, 12/5/20                      | 3PT-FG Atts | 7, 2x (last at Florida, 12/5/20)     |
| 2, 2x (last at Central Michigan, 12/12/20) | 3PT-FG Made | 3 vs. Rice, 3/15/19#                 |
| 5 vs. NKU, 11/25/20                        | FT Atts     | 6 at Marshall, 2/23/19#              |
| 5 vs. NKU, 11/25/20                        | FT Made     | 5 vs. NKU, 11/25/20                  |
| 13 at Florida, 12/5/20                     | Rebs        | 13, 2x (last at Florida, 12/5/20)    |
| 3, 2x (last at Florida, 12/5/20)           | Assts       | 3, 3x (last at Florida, 12/5/20)     |
| 3 vs. Marquette, 12/10/20                  | Stls        | 3, 2x (last vs. Marquette, 12/10/20) |
| 4 vs. Tulsa, 1/6/21                        | Blks        | 4 vs. Tulsa, 1/6/21                  |
| 31 vs. Tulsa, 1/6/21                       | Mins        | 31 vs. Tulsa, 1/6/21                 |

# - Statistics from 2018-19 season at Western Kentucky


| #20 - JILLIAN HAYES            |             |                                |
|--------------------------------|-------------|--------------------------------|
| 2020-21 Season                 |             | Career                         |
| 20 at Temple, 1/13/21          | Pts         | 20 at Temple, 1/13/21          |
| 16 at Temple, 1/13/21          | FG Atts     | 16 at Temple, 1/13/21          |
| 9 at Temple, 1/13/21           | FG Made     | 9 at Temple, 1/13/21           |
| 6 vs. Tulane, 1/9/21           | 3PT-FG Atts | 6 vs. Tulane, 1/9/21           |
| 2 vs. Tulane, 1/9/21           | 3PT-FG Made | 2 vs. Tulane, 1/9/21           |
| 8, 2x (last vs. Tulsa, 1/6/21) | FT Atts     | 8 vs. USF, 12/22/20            |
| 4 vs. Tulsa, 1/6/21            | FT Made     | 4, 2x (last vs. Tulsa, 1/6/21) |
| 9 vs. Tulsa, 1/6/21            | Rebs        | 9 vs. Tulsa, 1/6/21            |
| 2, 2x (last vs. ECU, 12/20/20) | Assts       | 2, 2x (last vs. ECU, 12/20/20) |
| 3 vs. Tulsa, 1/6/21            | Stls        | 3 vs. Tulsa, 1/6/21            |
| 3 at Florida, 12/5/20          | Blks        | 3 at Florida, 12/5/20          |
| 39 vs. Tulsa, 1/6/21           | Mins        | 39 vs. Tulsa, 1/6/21           |

| #21 - MILAN SCHIMMEL                  |             |                                       |
|---------------------------------------|-------------|---------------------------------------|
| 2020-21 Season                        |             | Career                                |
| 12 at Wichita State, 1/2/21           | Pts         | 8 vs. NKU, 11/25/20                   |
| 9 vs. Marquette, 12/10/20             | FG Atts     | 9 vs. Marquette, 12/10/20             |
| 3 vs. Marquette, 12/10/20             | FG Made     | 3 vs. Marquette, 12/10/20             |
| 5 vs. NKU, 11/25/20                   | 3PT-FG Atts | 5 vs. NKU, 11/25/20                   |
| 2, 2x (last at Wichita State, 1/2/21) | 3PT-FG Made | 2, 2x (last at Wichita State, 1/2/21) |
| 6 at Wichita State, 1/2/21            | FT Atts     | 6 at Wichita State, 1/2/21            |
| 6 at Wichita State, 1/2/21            | FT Made     | 6 at Wichita State, 1/2/21            |
| 7 at Wichita State, 1/2/21            | Rebs        | 7 at Wichita State, 1/2/21            |
| 5 at Wichita State, 1/2/21            | Assts       | 5 at Wichita State, 1/2/21            |
| 2 vs. Marquette, 12/10/20             | Stls        | 2 vs. Marquette, 12/10/20             |
| 3 vs. ECU, 12/20/20                   | Blks        | 3 vs. ECU, 12/20/20                   |
| 37 at Wichita State, 1/2/21           | Mins        | 37 at Wichita State, 1/2/21           |

| #23 - IIMAR'I THOMAS        |             |  |
|-----------------------------|-------------|--|
| 2020-21 Season              |             | Career                                 |
| 34 vs. NKU, 11/25/20        | Pts         | 35 vs. Houston 1/22/20                 |
| 23 vs. NKU, 11/25/20        | FG Atts     | 23 vs. NKU, 11/25/20                   |
| 14 vs. NKU, 11/25/20        | FG Made     | 14, 2x (last vs. NKU, 11/25/20)        |
| 4 vs. Tulane, 1/9/21        | 3PT-FG Atts | 4 vs. Tulane, 1/9/21                   |
| 1 vs. NKU, 11/25/20         | 3PT-FG Made | 1, 3x (last at Wichita State, 3/28/19) |
| 16 vs. Marquette, 12/10/20  | FT Atts     | 16 vs. Marquette, 12/10/20             |
| 14 vs. Marquette, 12/10/20  | FT Made     | 14 vs. Marquette, 12/10/20             |
| 17 at Wichita State, 1/2/21 | Rebs        | 18 vs. Xavier, 12/16/18                |
| 6 vs. NKU, 11/25/20         | Assts       | 6, 3x (last vs. NKU, 11/25/20)         |
| 4 vs. USF, 12/22/20         | Stls        | 4 vs. USF, 12/22/20                    |
| 3 at Wichita State, 1/2/21  | Blks        | 3, 4x (last at Wichita State, 1/2/21)  |
| 44 vs. NKU, 11/25/20        | Mins        | 44 vs. NKU, 11/25/20                   |

| #33 - SOFIA GRITZALI            |             |                                       |
|---------------------------------|-------------|---------------------------------------|
| 2020-21 Season                  |             | Career                                |
| 7, 2x (last vs. Tulane, 1/9/21) | Pts         | 7, 2x (last vs. Tulane, 1/9/21)       |
| 4 vs. Tulane, 1/9/21            | FG Atts     | 4 vs. Tulane, 1/9/21                  |
| 2 vs. Tulane, 1/9/21            | FG Made     | 2, 2x (last vs. Tulane, 1/9/21)       |
| 2 vs. Tulane, 1/9/21            | 3PT-FG Atts | 2 vs. Tulane, 1/9/21                  |
| 1 at Wichita State, 1/2/21      | 3PT-FG Made | 1, 2x (last at Wichita State, 1/2/21) |
| 5 vs. ECU, 12/20/20             | FT Atts     | 2, 5x (last vs. Marquette, 12/10/20)  |
| 5 vs. ECU, 12/20/20             | FT Made     | 2 vs. East Carolina, 3/2/20           |
| 5 at Temple, 1/13/21            | Rebs        | 5, 2x (last at Temple, 1/13/21)       |
| 4 at Temple, 1/13/21            | Assts       | 4 at Temple, 1/13/21                  |
| 3 vs. Tulane, 1/9/21            | Stls        | 3 vs. Tulane, 1/9/21                  |
| 0                               | Blks        | 0                                     |
| 30 vs. Tulane, 1/9/21           | Mins        | 30 vs. Tulane, 1/9/21                 |

| #50 - NESMA KHALIFA            |             |                                   |
|--------------------------------|-------------|-----------------------------------|
| 2019-20 Season                 |             | Career                            |
| 2 vs. ECU, 12/20/20            | Pts         | 6 vs. Miami (Ohio), 12/8/19       |
| 3 vs. ECU, 12/20/20            | FG Atts     | 6 vs. Coppin State, 12/30/19      |
| 1 vs. ECU, 12/20/20            | FG Made     | 3 vs. Miami (Ohio), 12/8/19       |
| 1, 5x (last vs. USF, 12/22/20) | 3PT-FG Atts | 2, 2x (last vs. UConn, 3/9/20)    |
| 0                              | 3PT-FG Made | 1, 2x (last vs. Memphis, 3/7/20)  |
| 0                              | FT Atts     | 2 vs. East Carolina, 3/2/20       |
| 0                              | FT Made     | 1 vs. East Carolina, 3/2/20       |
| 1, 3x (last vs. ECU, 12/20/20) | Rebs        | 6 vs. Bucknell, 11/28/19          |
| 0                              | Assts       | 2 at Xavier, 12/14/19             |
| 0                              | Stls        | 1, 2x (last vs. UCF, 1/12/20)     |
| 1 at Florida, 12/5/20          | Blks        | 2, 3x (last vs. Memphis, 3/7/20)  |
| 8 vs. USF, 12/22/20            | Mins        | 13, 3x (last vs. Memphis, 3/7/20) |



# #1 CAITLYN WILSON

GUARD • 5-11 • SOPHOMORE • CORDOVA, TENN./ARLINGTON/CHIPOLA JC

**2020-21 Season (Sophomore):** Posted a career-high 8 points with a pair of threes against East Carolina (12/20) ... scored six points with a pair of threes at Central Michigan (12/12) ... played four minutes against Northern Kentucky, attempting one 3-pointer.

**Prior to Cincinnati:** Played her freshman season (2019-20) at Chipola Junior College in Marianna, Fla. ... ranked as the No. 5 JUCO player in the Class of 2021 according to All-Star Girls Report ... started 18 of 27 games played, averaging 13.6 points, 3.2 rebounds, 2.0 steals and 0.9 assists while also averaging 3.4 made 3-pointers per contest ... shot 37.5 percent from the floor, including connecting on 35 percent of her shots from three ... earned All-Panhandle Conference First Team honors ... opened her collegiate career scoring a career-high 36 points in a win over Denmark Tech as she shot 10-of-19 from the floor, including 9-of-17 from three ... led the team in scoring with 17 points in her team's 74-71 win over top-ranked Gulf Coast State ... scored in double-digits in 15 games, reaching 20 or more points in four times.

**Personal:** Born Mar. 15, 2001 in Biloxi, Mississippi ... daughter of Carla and Carlos Wilson ... has one brother, Carlos "Deuce" Wilson II ... right-handed.

## SEASON & CAREER STATISTICS

| 2020-21 Season                   |             |                                  | Career               |
|----------------------------------|-------------|----------------------------------|----------------------|
| 8 vs. ECU, 12/20/20              | Pts         |                                  | 8 vs. ECU, 12/20/20  |
| 10 at Central Michigan, 12/12/20 | FG Atts     | 10 at Central Michigan, 12/12/20 |                      |
| 3 vs. ECU, 12/20/20              | FG Made     |                                  | 3 vs. ECU, 12/20/20  |
| 10 at Central Michigan, 12/12/20 | 3PT-FG Atts | 10 at Central Michigan, 12/12/20 |                      |
| 2, 2x (last vs. ECU, 12/20/20)   | 3PT-FG Made | 2, 2x (last vs. ECU, 12/20/20)   |                      |
| 0                                | FT Atts     |                                  | 0                    |
| 0                                | FT Made     |                                  | 0                    |
| 1, 2x (last vs. Tulane, 1/9/21)  | Rebs        | 1, 2x (last vs. Tulane, 1/9/21)  |                      |
| 2 vs. ECU, 12/20/20              | Assts       |                                  | 2 vs. ECU, 12/20/20  |
| 2 vs. ECU, 12/20/20              | Stls        |                                  | 2 vs. ECU, 12/20/20  |
| 1, 2x (last vs. ECU, 12/20/20)   | Blks        | 1, 2x (last vs. ECU, 12/20/20)   |                      |
| 21 vs. ECU, 12/20/20             | Mins        |                                  | 21 vs. ECU, 12/20/20 |

## MISCELLANEOUS STATISTICS

| CATEGORY                       | 2020-21 | CAREER |
|--------------------------------|---------|--------|
| Double-Figure Scoring Games    | 0       | 0      |
| Double-Figure Rebounding Games | 0       | 0      |
| Double-Double Games            | 0       | 0      |
| 20-Point Scoring Games         | 0       | 0      |
| Games Led UC in Scoring        | 0       | 0      |
| Games Led UC in Rebounding     | 0       | 0      |
| Games Led UC in Assists        | 0       | 0      |
| Games With 3+ Assists          | 0       | 0      |
| Games With 3+ Blocks           | 0       | 0      |
| Games With 3+ Steals           | 0       | 0      |
| Games With 3+ 3-Pointers       | 0       | 0      |

## GAME-BY-GAME STATISTICS

### 2020-21 (SOPHOMORE SEASON)

#### #1 WILSON, Caitlyn

| Opponent         | Date       | GS | MIN   | FG-FGA |      | 3-Pointers |      | Free throws |        | Rebounds |     | PF  | A   | T/O | BLK | STL | PTS | AVG  |    |     |
|------------------|------------|----|-------|--------|------|------------|------|-------------|--------|----------|-----|-----|-----|-----|-----|-----|-----|------|----|-----|
|                  |            |    |       | FG     | PCT  | 3FG        | 3FGA | PCT         | FT-FTA | PCT      | OFF | DEF | TOT | AVG |     |     |     |      |    |     |
| Northern Ky.     | 11/25/2020 |    | 03:56 | 0-1    | .000 | 0-1        | .000 | 0-0         | .000   |          | 0   | 0   | 0   | 0.0 | 2   | 0   | 0   | 0.0  |    |     |
| at Central Mich. | 12/12/2020 |    | 19:41 | 2-10   | .200 | 2-10       | .200 | 0-0         | .000   |          | 0   | 1   | 1   | 0.5 | 2   | 0   | 0   | 6.30 |    |     |
| East Carolina    | 12/20/2020 |    | 21:04 | 3-8    | .375 | 2-7        | .286 | 0-0         | .000   |          | 0   | 0   | 0   | 0.3 | 1   | 2   | 1   | 8.47 |    |     |
| South Fla.       | 12/22/2020 |    | 02:56 | 0-2    | .000 | 0-2        | .000 | 0-0         | .000   |          | 0   | 0   | 0   | 0.3 | 1   | 0   | 0   | 3.50 |    |     |
| Tulane           | 01/06/2021 |    | 04:34 | 0-1    | .000 | 0-1        | .000 | 0-0         | .000   |          | 0   | 0   | 0   | 0.2 | 0   | 0   | 0   | 2.80 |    |     |
| Tulane           | 01/09/2021 |    | 14:05 | 1-7    | .143 | 1-7        | .143 | 0-0         | .000   |          | 0   | 1   | 1   | 0.3 | 2   | 0   | 1   | 3.28 |    |     |
| Totals           |            |    | 0     | 66:16  | 6-29 | .207       | 5-28 | .179        | 0-0    | .000     |     | 0   | 2   | 2   | 0.3 | 8   | 2   | 3    | 17 | 2.8 |

#### Player Averages

| Games Played | Minutes/game | Points/game | FG Pct | 3FG Pct | FT Pct | Rebounds/game | Assists/game | Turnovers/game | Assist/Turnover ratio | Steals/game | Blocks/game |
|--------------|--------------|-------------|--------|---------|--------|---------------|--------------|----------------|-----------------------|-------------|-------------|
| 6            | 11.0         | 2.8         | 20.7   | 17.9    | 0.0    | 0.3           | 0.3          | 0.8            | 0.4                   | 0.5         | 0.3         |

## CAREER STATISTICS

### WILSON, Caitlyn

|         |      |       |         | Field Goals |      | 3-Point |      | F-Throws |      | Rebounds |     |     |     |       |     |    |     |     | Scoring |     |
|---------|------|-------|---------|-------------|------|---------|------|----------|------|----------|-----|-----|-----|-------|-----|----|-----|-----|---------|-----|
| SEASON  | TEAM | GP-GS | MIN/AVG | FG-FGA      | FG%  | 3FG-FGA | 3FG% | FT-FTA   | FT%  | OFF      | DEF | TOT | AVG | PF-FO | AST | TO | BLK | STL | PTS     | AVG |
| 2020-21 | UC   | 6-0   | 66/11.0 | 6-29        | .207 | 5-28    | .179 | 0-0      | .000 | 0        | 2   | 2   | 0.3 | 8-0   | 2   | 5  | 2   | 3   | 17      | 2.8 |
| TOTAL   |      | 6-0   | 66/11.0 | 6-29        | .207 | 5-28    | .179 | 0-0      | .000 | 0        | 2   | 2   | 0.3 | 8-0   | 2   | 5  | 2   | 3   | 17      | 2.8 |



# #2 DESTINY HAYMER

GUARD • 5-8 • JUNIOR • LEXINGTON, MISS./HOLMES COUNTY CENTRAL/JONES COLLEGE

**2020-21 Season (Junior):** Handed out a career-high eight assists with 12 points at Temple (1/13) ... posted 10 points with three assists as Wichita State (1/2) ... scored 13 points on 6-of-10 shooting with three assists and two steals vs. Marquette (12/10) ... contributed seven points, three steals and three assists in 36 minutes against NKU (11/25).

**Prior to Cincinnati:** Averaged 11.4 points, 6.8 assists, 5.0 rebounds and 1.2 steals as a sophomore at Jones College in 2019-20 ... named WBCA Two-Year College Coaches' All-American ... ranked as the No. 12 junior college recruit in the 2020 class by All Star Girls Report (ASGR) ... helped her team to a 24-4 record and a No. 8 seed in the national tournament, cancelled because of the COVID-19 pandemic ... averaged 12.1 points, 3.9 rebounds, and 3.7 assists as a freshman at Jones College in 2018-19 ... tabbed a First Team All-MACJC and NJCAA All-Region 23 pick in 2019 ... scored in double figures in 22 of 30 games, including a season-high 21 against New Mexico JC in the NJCAA National Tournament... had a triple-double in an 88-84 win over No. 24 Three Rivers, finishing with 13 points, 12 assists and 10 rebounds ... selected to play in the NJCAA All-Star Game following the 2018-19 campaign ... averaged 16.9 points, 7.3 rebounds, 4.8 steals and 3.4 assists as a senior at Holmes County Central High School ... tabbed the 2017-18 Gatorade Mississippi Player of the Year... named to the Clarion-Ledger's "Dandy Dozen" for 2017-18 ... led the Jaguars to the 2016 5A state championship... had 10 career triple-doubles and one quadruple-double.

**Personal:** Born Apr. 7, 2000 in Greenwood, Mississippi ... Daughter of Lorene and Alvin Haymer ... has four sisters: Miekka, Keyundra, Kenya and Amber ... left-handed.

## SEASON & CAREER STATISTICS

| 2020-21 Season                  |             | Career                          |
|---------------------------------|-------------|---------------------------------|
| 13 vs. Marquette, 12/10/20      | Pts         | 13 vs. Marquette, 12/10/20      |
| 14 at Temple, 1/13/21           | FG Atts     | 14 at Temple, 1/13/21           |
| 6 vs. Marquette, 12/10/20       | FG Made     | 6 vs. Marquette, 12/10/20       |
| 4, 3x (last at Temple, 1/13/21) | 3PT-FG Atts | 4, 3x (last at Temple, 1/13/21) |
| 2 at Central Michigan, 12/12/20 | 3PT-FG Made | 2 at Central Michigan, 12/12/20 |
| 4 at Temple, 1/13/21            | FT Atts     | 4 at Temple, 1/13/21            |
| 2 at Temple, 1/13/21            | FT Made     | 2 at Temple, 1/13/21            |
| 7 at Temple, 1/13/21            | Rebs        | 7 at Temple, 1/13/21            |
| 8 at Temple, 1/13/21            | Assts       | 8 at Temple, 1/13/21            |
| 3 vs. NKU, 11/25/20             | Stls        | 3 vs. NKU, 11/25/20             |
| 1, 2x (last at Temple, 1/13/21) | Blks        | 1, 2x (last at Temple, 1/13/21) |
| 36 vs. NKU, 11/25/20            | Mins        | 36 vs. NKU, 11/25/20            |

## MISCELLANEOUS STATISTICS

| CATEGORY                       | 2020-21 | CAREER |
|--------------------------------|---------|--------|
| Double-Figure Scoring Games    | 3       | 3      |
| Double-Figure Rebounding Games | 0       | 0      |
| Double-Double Games            | 0       | 0      |
| 20-Point Scoring Games         | 0       | 0      |
| Games Led UC in Scoring        | 0       | 0      |
| Games Led UC in Rebounding     | 0       | 0      |
| Games Led UC in Assists        | 4       | 4      |
| Games With 3+ Assists          | 4       | 4      |
| Games With 3+ Blocks           | 0       | 0      |
| Games With 3+ Steals           | 1       | 1      |
| Games With 3+ 3-Pointers       | 0       | 0      |

## GAME-BY-GAME STATISTICS

### 2020-21 (JUNIOR SEASON)

#### #2 HAYMER, Destiny

| Opponent         | Date       | GS | MIN   | Total |      | 3-Pointers |      | Free throws |      | Rebounds |      |     |     | PF | A   | T/O | BLK | STL | PTS | AVG |    |     |
|------------------|------------|----|-------|-------|------|------------|------|-------------|------|----------|------|-----|-----|----|-----|-----|-----|-----|-----|-----|----|-----|
|                  |            |    |       | FG-FA | PCT  | 3FG-3FGA   | PCT  | FT-FTA      | PCT  | OFF      | DEF  | TOT | AVG |    |     |     |     |     |     |     |    |     |
| Northern Ky.     | 11/25/2020 | *  | 35:53 | 3-5   | .600 | 1-3        | .333 | 0-2         | .000 | 0        | 1    | 1   | 1.0 | 4  | 3   | 6   | 1   | 3   | 7   | 7.0 |    |     |
| at Florida       | 12/05/2020 | *  | 22:22 | 2-6   | .333 | 0-0        | .000 | 0-0         | .000 | 0        | 2    | 2   | 1.5 | 4  | 0   | 4   | 0   | 0   | 4   | 5.5 |    |     |
| Marquette        | 12/10/2020 | *  | 28:31 | 6-10  | .600 | 1-4        | .250 | 0-0         | .000 | 0        | 1    | 1   | 1.3 | 4  | 3   | 1   | 0   | 2   | 13  | 8.0 |    |     |
| at Central Mich. | 12/12/2020 | *  | 21:03 | 2-8   | .250 | 2-4        | .500 | 0-0         | .000 | 0        | 3    | 3   | 1.8 | 5  | 2   | 2   | 0   | 1   | 6   | 7.5 |    |     |
| South Fla.       | 12/22/2020 | *  | 22:18 | 2-4   | .500 | 0-0        | .000 | 0-0         | .000 | 0        | 2    | 2   | 1.8 | 5  | 4   | 2   | 0   | 2   | 4   | 6.8 |    |     |
| at Wichita St.   | 01/02/2021 | *  | 33:23 | 5-11  | .455 | 0-3        | .000 | 0-0         | .000 | 1        | 3    | 4   | 2.2 | 4  | 3   | 1   | 0   | 0   | 10  | 7.3 |    |     |
| Tulsa            | 01/06/2021 | *  | 17:54 | 3-7   | .429 | 0-0        | .000 | 0-0         | .000 | 0        | 4    | 4   | 2.4 | 4  | 1   | 4   | 0   | 0   | 6   | 7.1 |    |     |
| at Temple        | 01/13/2021 | *  | 32:50 | 4-14  | .286 | 1-4        | .250 | 2-4         | .500 | 1        | 6    | 7   | 3.0 | 0  | 8   | 5   | 0   | 1   | 11  | 7.6 |    |     |
| Totals           |            |    | 8     | 214   | 13   | 27-65      | .415 | 5-18        | .278 | 2-6      | .333 | 2   | 22  | 24 | 3.0 | 30  | 24  | 25  | 1   | 9   | 61 | 7.6 |

#### Player Averages

| Games Played | Minutes/game | Points/game | FG Pct | 3FG Pct | FT Pct | Rebounds/game | Assists/game | Turnovers/game | Assist/Turnover ratio | Steals/game | Blocks/game |
|--------------|--------------|-------------|--------|---------|--------|---------------|--------------|----------------|-----------------------|-------------|-------------|
| 8            | 26.8         | 7.6         | .415   | .278    | .333   | 3.0           | 3.0          | 3.1            | 1.0                   | 1.1         | 0.1         |

## CAREER STATISTICS

### HAYMER, Destiny

|         |      |       |          | Field Goals |      | 3-Point |      | F-Throws |      | Rebounds |     |     |     |       |     |    |     |     | Scoring |     |
|---------|------|-------|----------|-------------|------|---------|------|----------|------|----------|-----|-----|-----|-------|-----|----|-----|-----|---------|-----|
| SEASON  | TEAM | GP-GS | MIN/AVG  | FG-FGA      | FG%  | 3FG-FGA | 3FG% | FT-FTA   | FT%  | OFF      | DEF | TOT | AVG | PF-FO | AST | TO | BLK | STL | PTS     | AVG |
| 2020-21 | UC   | 8-8   | 214/26.8 | 27-65       | .415 | 5-18    | .278 | 2-6      | .333 | 2        | 22  | 24  | 3.0 | 30-2  | 24  | 25 | 1   | 9   | 61      | 7.6 |
| TOTAL   |      | 8-8   | 214/26.8 | 27-65       | .415 | 5-18    | .278 | 2-6      | .333 | 2        | 22  | 24  | 3.0 | 30-2  | 24  | 25 | 1   | 9   | 61      | 7.6 |





# #3 JADA SCOTT

GUARD • 6-1 • SOPHOMORE • TOWNSEND, GA./FREDERICA ACADEMY

**2020-21 Season (Sophomore):** Matched a career-high with eight points on 3-of-4 shooting against Tulsa (1/6) ... registered her first basket of the season at Wichita State (1/2) ... handed out an assist in 15 minutes against East Carolina (12/20).

**2019-20 Season (Freshman):** Played in 18 games with one start, averaging 1.2 points and 0.8 rebounds in 5.9 minutes ... scored a season-high eight points with a pair of assists in 15 minutes off the bench against Pittsburgh (12/21) ... had five points, including a 3-pointer, in four minutes against UConn (2/26) ... pulled down three rebounds in seven minutes against Alabama A&M (12/17) ... swiped two steals at Memphis (1/8).

**Prior to Cincinnati:** Ranked as the No. 39 wing in the country by ESPN ... averaged 13.0 points and 9.2 rebounds as a senior at Frederica ... named a Brunswick News Coastal Georgia All-Area Second Team honoree ... earned Georgia Independent School Association (GISA) 3A All-State and All-Region accolades.

**Personal:** Born Feb. 5, 2001 in Brunswick, Georgia ... daughter of Anitra and Eddie Scott ... has a twin sister, Jadyon, who also plays on the UC women's basketball team ... brother, Trevon, played on the UC men's basketball team, earning 2020 American Athletic Conference Defensive Player of the Year honors ... right-handed.

## SEASON & CAREER STATISTICS

| 2020-21 Season                  |             | Career                          |
|---------------------------------|-------------|---------------------------------|
| 8 vs. Tulsa, 1/6/21             | Pts         | 8, 2x (last vs. Tulsa, 1/6/21)  |
| 7 at Temple, 1/13/21            | FG Atts     | 7 at Temple, 1/13/21            |
| 3 vs. Tulsa, 1/6/21             | FG Made     | 3, 2x (last vs. Tulsa, 1/6/21)  |
| 1, 2x (last vs. Tulane, 1/9/21) | 3PT-FG Atts | 1, 4x (last vs. Tulane, 1/9/21) |
| 0                               | 3PT-FG Made | 1 vs. UConn, 2/26/20            |
| 3 vs. Tulsa, 1/6/21             | FT Atts     | 3 vs. Tulsa, 1/6/21             |
| 2 vs. Tulsa, 1/6/21             | FT Made     | 2, 2x (last vs. Tulsa, 1/6/21)  |
| 4, 2x (last vs. Tulane, 1/9/21) | Rebs        | 4, 2x (last vs. Tulane, 1/9/21) |
| 1, 4x (last vs. Tulane, 1/9/21) | Assts       | 2 vs. Pittsburgh, 12/21/19      |
| 1, 2x (last at Temple, 1/13/21) | Stls        | 2 at Memphis, 1/8/20            |
| 1 at Temple, 1/13/21            | Blks        | 1, 3x (last at Temple, 1/13/21) |
| 28 vs. Tulane, 1/9/21           | Mins        | 28 vs. Tulane, 1/9/21           |

## MISCELLANEOUS STATISTICS

| CATEGORY                       | 2019-20 | 2020-21 | CAREER |
|--------------------------------|---------|---------|--------|
| Double-Figure Scoring Games    | 0       | 0       | 0      |
| Double-Figure Rebounding Games | 0       | 0       | 0      |
| Double-Double Games            | 0       | 0       | 0      |
| 20-Point Scoring Games         | 0       | 0       | 0      |
| Games Led Team in Scoring      | 0       | 0       | 0      |
| Games Led Team in Rebounding   | 0       | 0       | 0      |
| Games Led Team in Assists      | 0       | 0       | 0      |
| Games With 3+ Assists          | 0       | 0       | 0      |
| Games With 3+ Blocks           | 0       | 0       | 0      |
| Games With 3+ Steals           | 0       | 0       | 0      |
| Games With 3+ 3-Pointers       | 0       | 0       | 0      |

## GAME-BY-GAME STATISTICS

### 2020-21 (SOPHOMORE SEASON)

#### #3 SCOTT, Jada

| Opponent         | Date       | GS | MIN   | Total  |      | 3-Pointers |      | Free throws |      | Rebounds |     |     | PF  | A   | T/O | BLK | STL | PTS | AVG |     |     |
|------------------|------------|----|-------|--------|------|------------|------|-------------|------|----------|-----|-----|-----|-----|-----|-----|-----|-----|-----|-----|-----|
|                  |            |    |       | FG-FGA | PCT  | 3FG-3FGA   | PCT  | FT-FTA      | PCT  | OFF      | DEF | TOT |     |     |     |     |     |     |     | AVG |     |
| at Central Mich. | 12/12/2020 |    | 08:10 | 0-1    | .000 | 0-0        | .000 | 0-0         | .000 | 1        | 3   | 4   | 0   | 2   | 1   | 0   | 0   | 0   | 0.0 |     |     |
| East Carolina    | 12/20/2020 |    | 15:24 | 0-3    | .000 | 0-0        | .000 | 0-0         | .000 | 0        | 1   | 1   | 2.5 | 3   | 1   | 3   | 0   | 0   | 0.0 |     |     |
| South Fla.       | 12/22/2020 |    | 04:31 | 0-0    | .000 | 0-0        | .000 | 0-0         | .000 | 0        | 0   | 0   | 1.7 | 1   | 0   | 1   | 0   | 0   | 0.0 |     |     |
| at Wichita St.   | 01/02/2021 |    | 12:06 | 1-4    | .250 | 0-1        | .000 | 0-0         | .000 | 0        | 1   | 1   | 1.5 | 2   | 0   | 0   | 0   | 2   | 0.5 |     |     |
| Tulsa            | 01/06/2021 |    | 26:40 | 3-4    | .750 | 0-0        | .000 | 2-3         | .667 | 2        | 0   | 2   | 1.6 | 3   | 1   | 3   | 0   | 1   | 8.0 |     |     |
| Tulane           | 01/09/2021 |    | 28:09 | 0-2    | .000 | 0-1        | .000 | 0-0         | .000 | 2        | 2   | 4   | 2.0 | 2   | 1   | 1   | 0   | 0   | 1.7 |     |     |
| at Temple        | 01/13/2021 | *  | 20:33 | 2-7    | .286 | 0-0        | .000 | 0-0         | .000 | 0        | 2   | 2   | 2.0 | 4   | 0   | 1   | 1   | 4   | 2.0 |     |     |
| Totals           |            |    | 1     | 115:33 | 6-21 | .286       | 0-2  | .000        | 2-3  | .667     | 5   | 9   | 14  | 2.0 | 17  | 4   | 10  | 1   | 2   | 14  | 2.0 |

#### Player Averages

| Games Played | Minutes/game | Points/game | FG Pct | 3FG Pct | FT Pct | Rebounds/game | Assists/game | Turnovers/game | Assist/Turnover ratio | Steals/game | Blocks/game |
|--------------|--------------|-------------|--------|---------|--------|---------------|--------------|----------------|-----------------------|-------------|-------------|
| 7            | 16.5         | 2.0         | 28.6   | 0.0     | 66.7   | 2.0           | 0.6          | 1.4            | 0.4                   | 0.3         | 0.1         |

### 2019-20 (FRESHMAN SEASON)

## CAREER STATISTICS

### SCOTT, Jada

|         |      |       |         | Field Goals |      | 3-Point |      | F-Throws |      | Rebounds |     |     |     | Scoring |     |    |     |     |     |     |
|---------|------|-------|---------|-------------|------|---------|------|----------|------|----------|-----|-----|-----|---------|-----|----|-----|-----|-----|-----|
| SEASON  | TEAM | GP-GS | MIN/AVG | FG-FGA      | FG%  | 3FG-FGA | 3FG% | FT-FTA   | FT%  | OFF      | DEF | TOT | AVG | PF-FO   | AST | TO | BLK | STL | PTS | AVG |
| 2019-20 | UC   | 18-1  | 108/6.0 | 8-22        | .364 | 1-2     | .500 | 4-6      | .667 | 4        | 10  | 14  | 0.8 | 23-0    | 8   | 8  | 2   | 3   | 21  | 1.2 |
| 2020-21 | UC   | 6-0   | 95/15.8 | 4-14        | .286 | 0-2     | .000 | 2-3      | .667 | 5        | 7   | 12  | 2.0 | 13-0    | 4   | 9  | 0   | 1   | 10  | 1.7 |
| TOTAL   |      | 24-1  | 203/8.5 | 12-36       | .333 | 1-4     | .250 | 6-9      | .667 | 9        | 17  | 26  | 1.1 | 36-0    | 12  | 17 | 2   | 4   | 31  | 1.3 |



# #4 RIANE BURTON

GUARD • 6-1 • FRESHMAN • CYPRESS, TEXAS/CYPRESS RANCH HS

**2020-21 Season (Freshman):** Scored a basket and added an assist and rebound in her collegiate debut at Temple (1/13).

**Prior to Cincinnati:** Ranked as the No. 88 prospect nationally and a four-star recruit in the 2020 class by Prospects Nation ... tabbed as the No. 10 wing in the country in her class by ESPN ... averaged 19 points, 14 rebounds and 2.0 assists as a senior at Cypress Ranch High School ... helped guide the Mustangs to a 31-8 overall record third-round of the state playoffs as a junior, averaged 16 points and 11 rebounds ... a three-time First Team All-District honoree... named a 2018-19 All-Greater Houston First Team and All-State selection... participated in the 2018 USA Basketball Women's U17 World Cup Team Trials.

**Personal:** Born Nov. 6, 2001 in Cleveland, Ohio ... daughter of Claudette McDonald and Donald Burton ... has one sister, Devin ... right-handed.

## SEASON & CAREER STATISTICS

| 2020-21 Season        |             | Career                |
|-----------------------|-------------|-----------------------|
| 2 at Temple, 1/13/21  | Pts         | 2 at Temple, 1/13/21  |
| 3 at Temple, 1/13/21  | FG Atts     | 3 at Temple, 1/13/21  |
| 1 at Temple, 1/13/21  | FG Made     | 1 at Temple, 1/13/21  |
| 0                     | 3PT-FG Atts | 0                     |
| 0                     | 3PT-FG Made | 0                     |
| 0                     | FT Atts     | 0                     |
| 0                     | FT Made     | 0                     |
| 1 at Temple, 1/13/21  | Rebs        | 1 at Temple, 1/13/21  |
| 1 at Temple, 1/13/21  | Assts       | 1 at Temple, 1/13/21  |
| 0                     | Stls        | 0                     |
| 0                     | Blks        | 0                     |
| 11 at Temple, 1/13/21 | Mins        | 11 at Temple, 1/13/21 |

## MISCELLANEOUS STATISTICS

| CATEGORY                       | 2020-21 | CAREER |
|--------------------------------|---------|--------|
| Double-Figure Scoring Games    | 0       | 0      |
| Double-Figure Rebounding Games | 0       | 0      |
| Double-Double Games            | 0       | 0      |
| 20-Point Scoring Games         | 0       | 0      |
| Games Led UC in Scoring        | 0       | 0      |
| Games Led UC in Rebounding     | 0       | 0      |
| Games Led UC in Assists        | 0       | 0      |
| Games With 3+ Assists          | 0       | 0      |
| Games With 3+ Blocks           | 0       | 0      |
| Games With 3+ Steals           | 0       | 0      |
| Games With 3+ 3-Pointers       | 0       | 0      |

## GAME-BY-GAME STATISTICS

### 2020-21 (FRESHMAN SEASON)

#4 BURTON, Riane

| Opponent  | Date       | GS | MIN   | Total FG-FGA | PCT  | 3FG-3FGA | PCT  | FT-FTA | PCT  | Rebounds OFF DEF TOT AVG | PF | A | T/O | BLK | STL | PTS | AVG |
|-----------|------------|----|-------|--------------|------|----------|------|--------|------|--------------------------|----|---|-----|-----|-----|-----|-----|
| at Temple | 01/13/2021 |    | 11:11 | 1-3          | .333 | 0-0      | .000 | 0-0    | .000 | 1 0 1 1.0                | 0  | 1 | 3   | 0   | 0   | 2   | 2.0 |
| Totals    |            | 0  | 11:11 | 1-3          | .333 | 0-0      | .000 | 0-0    | .000 | 1 0 1 1.0                | 0  | 1 | 3   | 0   | 0   | 2   | 2.0 |

Player Averages

| Games Played | Minutes/ game | Points/ game | FG Pct | 3FG Pct | FT Pct | Rebounds/ game | Assists/ game | Turnovers/ game | Assist/Turnover ratio | Steals/ game | Blocks/ game |
|--------------|---------------|--------------|--------|---------|--------|----------------|---------------|-----------------|-----------------------|--------------|--------------|
| 1            | 11.2          | 2.0          | 33.3   | 0.0     | 0.0    | 1.0            | 1.0           | 3.0             | 0.3                   | 0.0          | 0.0          |

## CAREER STATISTICS

### BURTON, Riane

|         |      |       |         | Field Goals |      | 3-Point |      | F-Throws |      | Rebounds |     |     |     |       |     |    |     |     |     | Scoring |  |
|---------|------|-------|---------|-------------|------|---------|------|----------|------|----------|-----|-----|-----|-------|-----|----|-----|-----|-----|---------|--|
| SEASON  | TEAM | GP-GS | MIN/AVG | FG-FGA      | FG%  | 3FG-FGA | 3FG% | FT-FTA   | FT%  | OFF      | DEF | TOT | AVG | PF-FO | AST | TO | BLK | STL | PTS | AVG     |  |
| 2020-21 | UC   | 1-0   | 11/11.2 | 1-3         | .333 | 0-0     | .000 | 0-0      | .000 | 1        | 0   | 1   | 1.0 | 0-0   | 1   | 3  | 0   | 0   | 2   | 2.0     |  |
| TOTAL   |      | 1-0   | 11/11.2 | 1-3         | .333 | 0-0     | .000 | 0-0      | .000 | 1        | 0   | 1   | 1.0 | 0-0   | 1   | 3  | 0   | 0   | 2   | 2.0     |  |



# #5 JANA ABDULLAH

FORWARD • 6-2 • R-FRESHMAN • ALEXANDRIA, EGYPT/KING INTEGRATED AMERICAN SCHOOL

**2020-21 Season (Sophomore):** Attempted one shot in two minutes of play against Tulane (1/9).

**2019-20 Season (Freshman):** Sat out the season as a redshirt.

**Prior to Cincinnati:** A graduate of the NBA Academy Women's Program ... led the Egyptian National Team to a third-place finish in the 2017 FIBA Africa Championships ... represented Egypt in the Junior Olympics in 3-on-3 competition ... garnered top scorer accolades in the Egyptian Junior League ... served as leading scorer on the U18 National Team that won the FIBA Women's African Championship in 2018.

**Personal:** Born Aug. 23, 2001 in Alexandria, Egypt ... daughter of Mona Samaha and Haytham Saad ... has one brother, Abdullah ... right-handed.

## SEASON & CAREER STATISTICS

| 2020-21 Season       |             | Career               |
|----------------------|-------------|----------------------|
| 0                    | Pts         | 0                    |
| 1 vs. Tulane, 1/9/21 | FG Atts     | 1 vs. Tulane, 1/9/21 |
| 0                    | FG Made     | 0                    |
| 1 vs. Tulane, 1/9/21 | 3PT-FG Atts | 1 vs. Tulane, 1/9/21 |
| 0                    | 3PT-FG Made | 0                    |
| 0                    | FT Atts     | 0                    |
| 0                    | FT Made     | 0                    |
| 0                    | Rebs        | 0                    |
| 0                    | Assts       | 0                    |
| 0                    | Stls        | 0                    |
| 0                    | Blks        | 0                    |
| 0                    | Mins        | 0                    |

## MISCELLANEOUS STATISTICS

| CATEGORY                       | 2020-21 | CAREER |
|--------------------------------|---------|--------|
| Double-Figure Scoring Games    | 0       | 0      |
| Double-Figure Rebounding Games | 0       | 0      |
| Double-Double Games            | 0       | 0      |
| 20-Point Scoring Games         | 0       | 0      |
| Games Led UC in Scoring        | 0       | 0      |
| Games Led UC in Rebounding     | 0       | 0      |
| Games Led UC in Assists        | 0       | 0      |
| Games With 3+ Assists          | 0       | 0      |
| Games With 3+ Blocks           | 0       | 0      |
| Games With 3+ Steals           | 0       | 0      |
| Games With 3+ 3-Pointers       | 0       | 0      |

## GAME-BY-GAME STATISTICS

### 2020-21 (R-FRESHMAN SEASON)

#### #5 ABDULLAH, Jana

| Opponent | Date       | GS | MIN   | Total FG-FGA | PCT  | 3-Pointers 3FG-3FGA | PCT  | Free throws FT-FTA | PCT  | Rebounds OFF DEF TOT AVG | PF | A | T/O | BLK | STL | PTS | AVG |
|----------|------------|----|-------|--------------|------|---------------------|------|--------------------|------|--------------------------|----|---|-----|-----|-----|-----|-----|
| Tulane   | 01/09/2021 |    | 02:28 | 0-1          | .000 | 0-1                 | .000 | 0-0                | .000 | 0 0 0 0.0                | 0  | 0 | 0   | 0   | 0   | 0   | 0.0 |
| Totals   |            | 0  | 02:28 | 0-1          | .000 | 0-1                 | .000 | 0-0                | .000 | 0 0 0 0.0                | 0  | 0 | 0   | 0   | 0   | 0   | 0.0 |

#### Player Averages

| Games Played | Minutes/game | Points/game | FG Pct | 3FG Pct | FT Pct | Rebounds/game | Assists/game | Turnovers/game | Assist/Turnover ratio | Steals/game | Blocks/game |
|--------------|--------------|-------------|--------|---------|--------|---------------|--------------|----------------|-----------------------|-------------|-------------|
| 1            | 2.5          | 0.0         | 0.0    | 0.0     | 0.0    | 0.0           | 0.0          | 0.0            | 0.0                   | 0.0         | 0.0         |

### 2019-20 (FRESHMAN SEASON)

#### #5 ABDULLAH, Jana

| Opponent   | Date       | GS | MIN   | Total FG-FGA | PCT  | 3-Pointers 3FG-3FGA | PCT  | Free throws FT-FTA | PCT  | Rebounds OFF DEF TOT AVG | PF | A | T/O | BLK | STL | PTS | AVG |
|------------|------------|----|-------|--------------|------|---------------------|------|--------------------|------|--------------------------|----|---|-----|-----|-----|-----|-----|
| Coppin St. | 12/30/2019 |    | 02:36 | 0-0          | .000 | 0-0                 | .000 | 0-0                | .000 | 0 0 0 0.0                | 0  | 0 | 1   | 0   | 0   | 0   | 0.0 |
| Totals     |            | 0  | 02:36 | 0-0          | .000 | 0-0                 | .000 | 0-0                | .000 | 0 0 0 0.0                | 0  | 0 | 1   | 0   | 0   | 0   | 0.0 |

#### Player Averages

| Games Played | Minutes/game | Points/game | FG Pct | 3FG Pct | FT Pct | Rebounds/game | Assists/game | Turnovers/game | Assist/Turnover ratio | Steals/game | Blocks/game |
|--------------|--------------|-------------|--------|---------|--------|---------------|--------------|----------------|-----------------------|-------------|-------------|
| 1            | 2.6          | 0.0         | 0.0    | 0.0     | 0.0    | 0.0           | 0.0          | 1.0            | 0.0                   | 0.0         | 0.0         |

## CAREER STATISTICS

### ABDULLAH, Jana

|         |      |       |         | Field Goals |      | 3-Point |      | F-Throws |      | Rebounds |     |     |     | Scoring |     |    |     |     |     |     |
|---------|------|-------|---------|-------------|------|---------|------|----------|------|----------|-----|-----|-----|---------|-----|----|-----|-----|-----|-----|
| SEASON  | TEAM | GP-GS | MIN/AVG | FG-FGA      | FG%  | 3FG-FGA | 3FG% | FT-FTA   | FT%  | OFF      | DEF | TOT | AVG | PF-FO   | AST | TO | BLK | STL | PTS | AVG |
| 2019-20 | UC   | 1-0   | 3/2.6   | 0-0         | .000 | 0-0     | .000 | 0-0      | .000 | 0        | 0   | 0   | 0.0 | 0-0     | 0   | 1  | 0   | 0   | 0   | 0.0 |
| 2020-21 | UC   | 1-0   | 2/2.5   | 0-1         | .000 | 0-1     | .000 | 0-0      | .000 | 0        | 0   | 0   | 0.0 | 0-0     | 0   | 0  | 0   | 0   | 0   | 0.0 |
| TOTAL   |      | 2-0   | 5/2.5   | 0-1         | .000 | 0-1     | .000 | 0-0      | .000 | 0        | 0   | 0   | 0.0 | 0-0     | 0   | 1  | 0   | 0   | 0   | 0.0 |



# #10 JADYN SCOTT

FORWARD • 6-1 • SOPHOMORE • TOWNSEND, GA./FREDERICA ACADEMY

**2020-21 Season (Sophomore):** Tallied 10 points with a career-best seven rebounds against Tulane (1/9) ... posted 11 points on 5-of-7 shooting with three assists and a block against ECU (12/20) ... scored nine points on 4-of-7 shooting in 18 minutes against Marquette (12/10) ... went 3 of 4 from the foul line with three rebounds against NKU (11/25).

**2019-20 Season (Freshman):** Played in 23 games as a reserve, averaging 1.5 points and 1.2 rebounds in 7.7 minutes ... scored a season-high six points with a couple of rebounds in 14 minutes against Xavier (12/14) ... posted five points with a block and a steal in seven minutes against UConn (2/26) ... pulled down a season-best six rebounds with two blocks and two assists in 16 minutes against Alabama A&M (12/17) ... grabbed four rebounds in back-to-back games against at SMU (2/8) and Tulsa (2/12).

**Prior to Cincinnati:** Averaged 14.1 points and 12.0 rebounds as a senior at Frederica Academy ... ranked as the No. 33 wing prospect nationally by ESPN and No. 248 overall by All-Star Girls Report ... GISA 2-3A All-Region selection.

**Personal:** Born Feb. 5, 2001 in Brunswick, Georgia ... daughter of Anitra and Eddie Scott ... has a twin sister, Jada, who also plays on the UC women's basketball team ... brother, Trevon, played on the UC men's basketball team, earning 2020 American Athletic Conference Defensive Player of the Year honors ... right-handed.

## SEASON & CAREER STATISTICS

| 2020-21 Season                  |             |                                 | Career                            |             |  |
|---------------------------------|-------------|---------------------------------|-----------------------------------|-------------|--|
| 11 vs. ECU, 12/20/20            | Pts         | 11 vs. ECU, 12/20/20            | 7, 2x (last 11 vs. ECU, 12/20/20) | FG Atts     | 7, 2x (last 11 vs. ECU, 12/20/20)          |
| 5 vs. ECU, 12/20/20             | FG Made     | 5 vs. ECU, 12/20/20             | 0                                 | 3PT-FG Atts | 0  |
| 0                               | 3PT-FG Made | 0                               | 6 vs. Tulane, 1/9/21              | FT Atts     | 6 vs. Tulane, 1/9/21                       |
| 0                               | 3PT-FG Made | 0                               | 4 vs. Tulane, 1/9/21              | FT Made     | 4 vs. Tulane, 1/9/21                       |
| 7 vs. Tulane, 1/9/21            | Rebs        | 7 vs. Tulane, 1/9/21            | 3, 2x (last at Temple, 1/13/21)   | Assts       | 3, 2x (last at Temple, 1/13/21)            |
| 3, 2x (last at Temple, 1/13/21) | Stls        | 2, 3x (last at Temple, 1/13/21) | 2 at Central Michigan, 12/12/20   | Blks        | 2, 2x (last at Central Michigan, 12/12/20) |
| 2, 2x (last at Temple, 1/13/21) | Mins        | 37 vs. ECU, 12/20/20            |                                   |             |  |

## MISCELLANEOUS STATISTICS

| CATEGORY                       | 2019-20 | 2020-21 | CAREER |
|--------------------------------|---------|---------|--------|
| Double-Figure Scoring Games    | 0       | 2       | 2      |
| Double-Figure Rebounding Games | 0       | 0       | 0      |
| Double-Double Games            | 0       | 0       | 0      |
| 20-Point Scoring Games         | 0       | 0       | 0      |
| Games Led Team in Scoring      | 0       | 0       | 0      |
| Games Led Team in Rebounding   | 0       | 0       | 0      |
| Games Led Team in Assists      | 0       | 0       | 0      |
| Games With 3+ Assists          | 0       | 2       | 2      |
| Games With 3+ Blocks           | 0       | 0       | 0      |
| Games With 3+ Steals           | 0       | 0       | 0      |
| Games With 3+ 3-Pointers       | 0       | 0       | 0      |

## GAME-BY-GAME STATISTICS

### 2020-21 (SOPHOMORE SEASON)

#### #10 SCOTT, Jadyn

| Opponent         | Date       | GS       | MIN           | FG-FGA       | PCT         | 3FG-3FGA   | PCT         | FT-FTA       | PCT         | OFF       | DEF       | TOT       | AVG        | PF        | A         | T/O       | BLK      | STL      | PTS       | AVG        |
|------------------|------------|----------|---------------|--------------|-------------|------------|-------------|--------------|-------------|-----------|-----------|-----------|------------|-----------|-----------|-----------|----------|----------|-----------|------------|
| Northern Ky.     | 11/25/2020 | 14:41    | 0-1           | .000         | 0-0         | .000       | 3-4         | .750         | 1           | 2         | 3         | 3.0       | 2          | 1         | 1         | 1         | 1        | 3        | 3.0       |            |
| at Florida       | 12/05/2020 | 14:15    | 1-3           | .333         | 0-0         | .000       | 1-2         | .500         | 2           | 1         | 3         | 3.0       | 4          | 0         | 2         | 1         | 1        | 3        | 3.0       |            |
| Marquette        | 12/10/2020 | 18:02    | 4-7           | .571         | 0-0         | .000       | 1-2         | .500         | 2           | 2         | 4         | 3.3       | 3          | 0         | 2         | 0         | 0        | 9        | 5.0       |            |
| at Central Mich. | 12/12/2020 | * 27:44  | 2-2           | 1.000        | 0-0         | .000       | 0-0         | .000         | 1           | 1         | 2         | 3.0       | 3          | 1         | 1         | 2         | 0        | 4        | 4.8       |            |
| East Carolina    | 12/20/2020 | * 37:11  | 5-7           | .714         | 0-0         | .000       | 1-1         | 1.000        | 2           | 0         | 2         | 2.8       | 2          | 3         | 2         | 1         | 0        | 11       | 6.0       |            |
| South Fla.       | 12/22/2020 | 11:20    | 1-3           | .333         | 0-0         | .000       | 0-0         | .000         | 1           | 0         | 1         | 2.5       | 1          | 0         | 1         | 0         | 2        | 2        | 5.3       |            |
| at Wichita St.   | 01/02/2021 | 10:43    | 1-2           | .500         | 0-0         | .000       | 0-0         | .000         | 0           | 1         | 1         | 2.3       | 2          | 1         | 3         | 0         | 0        | 2        | 4.9       |            |
| Tulsa            | 01/06/2021 | * 18:51  | 1-1           | 1.000        | 0-0         | .000       | 1-2         | .500         | 3           | 1         | 4         | 2.5       | 0          | 1         | 1         | 0         | 1        | 3        | 4.6       |            |
| Tulane           | 01/09/2021 | * 31:02  | 3-4           | .750         | 0-0         | .000       | 4-6         | .667         | 5           | 2         | 7         | 3.0       | 2          | 1         | 2         | 0         | 1        | 10       | 5.2       |            |
| at Temple        | 01/13/2021 | 21:48    | 2-5           | .400         | 0-0         | .000       | 0-0         | .000         | 2           | 4         | 6         | 3.3       | 1          | 3         | 2         | 0         | 2        | 4        | 5.1       |            |
| <b>Totals</b>    |            | <b>4</b> | <b>205:37</b> | <b>20-35</b> | <b>.571</b> | <b>0-0</b> | <b>.000</b> | <b>11-17</b> | <b>.647</b> | <b>19</b> | <b>14</b> | <b>33</b> | <b>3.3</b> | <b>20</b> | <b>11</b> | <b>17</b> | <b>5</b> | <b>8</b> | <b>51</b> | <b>5.1</b> |

#### Player Averages

| Games Played | Minutes/game | Points/game | FG Pct | 3FG Pct | FT Pct | Rebounds/game | Assists/game | Turnovers/game | Assist/Turnover ratio | Steals/game | Blocks/game |
|--------------|--------------|-------------|--------|---------|--------|---------------|--------------|----------------|-----------------------|-------------|-------------|
| 10           | 20.6         | 5.1         | 57.1   | 0.0     | 64.7   | 3.3           | 1.1          | 1.7            | 0.6                   | 0.8         | 0.5         |

### 2019-20 (FRESHMAN SEASON)

#### #10 SCOTT, Jadyn

| Opponent       | Date       | GS       | MIN           | FG-FGA       | PCT         | 3FG-3FGA   | PCT         | FT-FTA     | PCT         | OFF       | DEF       | TOT       | AVG        | PF        | A        | T/O       | BLK      | STL      | PTS       | AVG        |
|----------------|------------|----------|---------------|--------------|-------------|------------|-------------|------------|-------------|-----------|-----------|-----------|------------|-----------|----------|-----------|----------|----------|-----------|------------|
| Utah           | 11/05/2019 | 07:23    | 0-2           | .000         | 0-0         | .000       | 0-0         | .000       | 0           | 0         | 0         | 0.0       | 4          | 0         | 1        | 0         | 0        | 0        | 0.0       |            |
| Miami (OH)     | 12/08/2019 | 08:31    | 2-5           | .400         | 0-0         | .000       | 0-0         | .000       | 0           | 1         | 1         | 0.5       | 2          | 0         | 0        | 0         | 0        | 4        | 2.0       |            |
| at Xavier      | 12/14/2019 | 12:55    | 2-3           | .667         | 0-0         | .000       | 2-2         | 1.000      | 0           | 2         | 2         | 1.0       | 1          | 1         | 1        | 0         | 1        | 6        | 3.3       |            |
| Alabama A&M    | 12/17/2019 | 16:31    | 1-3           | .333         | 0-0         | .000       | 0-0         | .000       | 1           | 5         | 6         | 2.3       | 2          | 2         | 1        | 2         | 0        | 2        | 3.0       |            |
| Pittsburgh     | 12/21/2019 | 08:19    | 1-2           | .500         | 0-0         | .000       | 0-0         | .000       | 0           | 0         | 0         | 1.8       | 1          | 0         | 1        | 1         | 0        | 2        | 2.8       |            |
| Coppin St.     | 12/30/2019 | 12:33    | 1-6           | .167         | 0-0         | .000       | 1-1         | 1.000      | 2           | 0         | 2         | 1.8       | 3          | 0         | 1        | 1         | 0        | 3        | 2.8       |            |
| at South Fla.  | 01/05/2020 | 12:19    | 0-0           | .000         | 0-0         | .000       | 0-0         | .000       | 0           | 1         | 1         | 1.7       | 2          | 0         | 0        | 0         | 0        | 0        | 2.4       |            |
| at Memphis     | 01/08/2020 | 08:52    | 0-1           | .000         | 0-0         | .000       | 0-0         | .000       | 1           | 0         | 1         | 1.6       | 1          | 0         | 0        | 0         | 0        | 0        | 2.1       |            |
| UCF            | 01/12/2020 | 00:39    | 0-0           | .000         | 0-0         | .000       | 0-0         | .000       | 0           | 0         | 0         | 1.4       | 0          | 0         | 1        | 0         | 0        | 0        | 1.9       |            |
| at Tulane      | 01/18/2020 | 06:07    | 0-0           | .000         | 0-0         | .000       | 0-0         | .000       | 1           | 0         | 1         | 1.4       | 1          | 0         | 0        | 0         | 0        | 0        | 1.7       |            |
| Houston        | 01/22/2020 | 03:37    | 0-1           | .000         | 0-0         | .000       | 0-0         | .000       | 1           | 0         | 1         | 1.4       | 0          | 0         | 1        | 0         | 0        | 0        | 1.5       |            |
| Temple         | 01/26/2020 | 00:37    | 0-0           | .000         | 0-0         | .000       | 0-0         | .000       | 0           | 0         | 0         | 1.3       | 0          | 0         | 0        | 0         | 0        | 0        | 1.4       |            |
| South Fla.     | 02/02/2020 | 05:17    | 0-0           | .000         | 0-0         | .000       | 0-0         | .000       | 0           | 1         | 1         | 1.2       | 1          | 0         | 0        | 0         | 0        | 0        | 1.3       |            |
| at SMU         | 02/08/2020 | 08:16    | 1-2           | .500         | 0-0         | .000       | 1-2         | .500       | 1           | 3         | 4         | 1.4       | 0          | 0         | 1        | 1         | 0        | 3        | 1.4       |            |
| Tulsa          | 02/12/2020 | 14:12    | 2-5           | .400         | 0-0         | .000       | 0-0         | .000       | 1           | 3         | 4         | 1.6       | 2          | 0         | 2        | 0         | 0        | 4        | 1.6       |            |
| at UCF         | 02/15/2020 | 09:25    | 1-2           | .500         | 0-0         | .000       | 0-0         | .000       | 1           | 1         | 2         | 1.6       | 1          | 0         | 3        | 0         | 0        | 2        | 1.6       |            |
| at Houston     | 02/18/2020 | 06:42    | 0-1           | .000         | 0-0         | .000       | 0-0         | .000       | 0           | 0         | 0         | 1.5       | 2          | 0         | 1        | 0         | 0        | 0        | 1.5       |            |
| Tulane         | 02/23/2020 | 04:53    | 0-0           | .000         | 0-0         | .000       | 0-0         | .000       | 0           | 0         | 0         | 1.4       | 0          | 0         | 0        | 0         | 0        | 0        | 1.4       |            |
| UConn          | 02/26/2020 | 07:13    | 2-2           | 1.000        | 0-0         | .000       | 1-2         | .500       | 0           | 0         | 0         | 1.4       | 0          | 0         | 0        | 1         | 1        | 5        | 1.6       |            |
| at Wichita St. | 02/29/2020 | 05:39    | 1-2           | .500         | 0-0         | .000       | 0-0         | .000       | 0           | 0         | 0         | 1.3       | 1          | 0         | 1        | 1         | 0        | 2        | 1.7       |            |
| East Carolina  | 03/02/2020 | 01:21    | 0-0           | .000         | 0-0         | .000       | 0-0         | .000       | 0           | 0         | 0         | 1.2       | 1          | 0         | 0        | 0         | 0        | 0        | 1.6       |            |
| vs Memphis     | 03/07/2020 | 12:08    | 1-2           | .500         | 0-0         | .000       | 0-0         | .000       | 1           | 0         | 1         | 1.2       | 2          | 0         | 0        | 0         | 0        | 2        | 1.6       |            |
| vs UConn       | 03/09/2020 | 02:03    | 0-1           | .000         | 0-0         | .000       | 0-0         | .000       | 0           | 0         | 0         | 1.2       | 2          | 0         | 0        | 0         | 0        | 0        | 1.5       |            |
| <b>Totals</b>  |            | <b>0</b> | <b>175:32</b> | <b>15-40</b> | <b>.375</b> | <b>0-0</b> | <b>.000</b> | <b>5-7</b> | <b>.714</b> | <b>10</b> | <b>17</b> | <b>27</b> | <b>1.2</b> | <b>29</b> | <b>3</b> | <b>14</b> | <b>8</b> | <b>4</b> | <b>35</b> | <b>1.5</b> |

#### Player Averages

| Games Played | Minutes/game | Points/game | FG Pct | 3FG Pct | FT Pct | Rebounds/game | Assists/game | Turnovers/game | Assist/Turnover ratio | Steals/game | Blocks/game |
|--------------|--------------|-------------|--------|---------|--------|---------------|--------------|----------------|-----------------------|-------------|-------------|
| 23           | 7.6          | 1.5         | 37.5   | 0.0     | 71.4   | 1.2           | 0.1          | 0.6            | 0.2                   | 0.2         | 0.3         |

## CAREER STATISTICS

### SCOTT, Jadyn

|         |      |       |          | Field Goals |      | 3-Point |      | F-Throws |      | Rebounds |     |     |     |       |     |    |     |     |     | Scoring |  |
|---------|------|-------|----------|-------------|------|---------|------|----------|------|----------|-----|-----|-----|-------|-----|----|-----|-----|-----|---------|--|
| SEASON  | TEAM | GP-GS | MIN/AVG  | FG-FGA      | FG%  | 3FG-FGA | 3FG% | FT-FTA   | FT%  | OFF      | DEF | TOT | AVG | PF-FO | AST | TO | BLK | STL | PTS | AVG     |  |
| 2019-20 | UC   | 23-0  | 176/7.6  | 15-40       | .375 | 0-0     | .000 | 5-7      | .714 | 10       | 17  | 27  | 1.2 | 29-0  | 3   | 14 | 8   | 4   | 35  | 1.5     |  |
| 2020-21 | UC   | 10-4  | 206/20.6 | 20-35       | .571 | 0-0     | .000 | 11-17    | .647 | 19       | 14  | 33  | 3.3 | 20-0  | 11  | 17 | 5   | 8   | 51  | 5.1     |  |
| TOTAL   |      | 33-4  | 381/11.6 | 35-75       | .467 | 0-0     | .000 | 16-24    | .667 | 29       | 31  | 60  | 1.8 | 49-0  | 14  | 31 | 13  | 12  | 86  | 2.6     |  |





# #14 ADDAYA MOORE

GUARD • 5-10 • R-JUNIOR • GRANITE CITY, ILL./GRANITE CITY/ILLINOIS

**2020-21 Season (R-Junior):** Recorded four steals against Marquette (12/10) ... swiped a game-high four steals to go with eight points, six rebounds and three assists in 38 minutes against NKU (11/25).

**2019-20 Season (R-Sophomore):** Started 12 of 32 games, averaging 3.7 points, 4.4 rebounds and 1.6 assists in 21.0 minutes ... scored a season-high nine points on 4-of-4 shooting to go with four rebounds and three assists at Houston (2/18) ... tallied eight points with six rebounds against Memphis (3/7) in the quarterfinals of the AAC Championship ... grabbed a season-best eight rebounds to go with nine points and four assists against Miami [Ohio] (12/8) ... posted eight points and eight rebounds against Ohio State (11/13) ... tallied a season-high four steals against USF (2/2) ... grabbed six or more rebounds in nine games ... handed out three or more assists in eight contests.

**2018-19 Season (Sophomore):** Sat out season due to NCAA transfer rules.

**Prior to Cincinnati:** Played in 19 games as a reserve during her freshman season at Illinois, averaging 1.8 points, and 1.6 rebounds in 7.4 minutes ... scored a season-high 10 points with a pair of 3-pointers in 10 minutes against Indiana State (12/7) ... posted seven points in 14 minutes at New Mexico (11/26) ... grabbed a season-high six rebounds to go with six points against Minnesota (2/25) ... averaged 25.0 points, 9.0 rebounds, 3.0 steals, and 4.2 blocks as a senior at Granite City HS ... earned numerous honors and awards in high school including 2016 First-Team All-Southwestern Conference accolades ... tabbed a two-time Carrollton All-Tournament selection while also gaining all-tournament honors at Orchard Farm and Jerseyville.

**Personal:** Born Jan. 22, 1999 in Las Cruis, New Mexico ... daughter of Crystal Hill-Moore and Gerard Moore ... has one sister, Azaria ... right-handed.

## SEASON & CAREER STATISTICS

| 2020-21 Season                             |             | Career                                     |
|--|-------------|--|
| 8 vs. NKU, 11/25/20                        | Pts         | 9 at Houston, 2/18/20                      |
| 8 at Central Michigan, 12/12/20            | FG Atts     | 10 vs. UCF, 1/12/20                        |
| 3, 2x (last vs. Marquette, 12/10/20)       | FG Made     | 4, 3x (last at Houston, 2/18/20)           |
| 1, 2x (last vs. Marquette, 12/10/20)       | 3PT-FG Atts | 3 vs. Iowa, 11/27/19                       |
| 0  | 3PT-FG Made | 1 at Tulane, 1/18/20                       |
| 3, 2x (last at Central Michigan, 12/12/20) | FT Atts     | 3, 2x (last at Central Michigan, 12/12/20) |
| 2 vs. NKU, 11/25/20                        | FT Made     | 4, 2x (last at USF, 3/3/20)                |
| 6, 2x (last at Florida, 12/5/20)           | Rebs        | 9 vs. Miami (Ohio), 12/8/19                |
| 4 at Florida, 12/5/20                      | Assts       | 4, 5x (last 4 at Florida, 12/5/20)         |
| 4, 2x (last vs. Marquette, 12/10/20)       | Stls        | 4, 3x (last vs. Marquette, 12/10/20)       |
| 1, 3x (last vs. Marquette, 12/10/20)       | Blks        | 3 vs. Tulsa, 2/12/20                       |
| 38 vs. NKU, 11/25/20                       | Mins        | 38 vs. NKU, 11/25/20                       |

## MISCELLANEOUS STATISTICS

| CATEGORY                       | 2019-20 | 2020-21 | CAREER |
|--------------------------------|---------|---------|--------|
| Double-Figure Scoring Games    | 0       | 0       | 0      |
| Double-Figure Rebounding Games | 0       | 0       | 0      |
| Double-Double Games            | 0       | 0       | 0      |
| 20-Point Scoring Games         | 0       | 0       | 0      |
| Games Led Team in Scoring      | 0       | 0       | 0      |
| Games Led Team in Rebounding   | 3       | 0       | 3      |
| Games Led Team in Assists      | 0       | 1       | 1      |
| Games With 3+ Assists          | 4       | 1       | 5      |
| Games With 3+ Blocks           | 2       | 0       | 2      |
| Games With 3+ Steals           | 3       | 2       | 5      |
| Games With 3+ 3-Pointers       | 0       | 0       | 0      |

## GAME-BY-GAME STATISTICS

### 2020-21 (R-JUNIOR SEASON)

#### #14 MOORE, Addaya

| Opponent         | Date       | GS       | MIN           | FG-FGA       | PCT         | 3FG-3FGA   | PCT         | FT-FTA      | PCT         | OFF      | DEF       | TOT       | AVG        | PF       | A        | T/O       | BLK      | STL       | PTS       | AVG        |
|------------------|------------|----------|---------------|--------------|-------------|------------|-------------|-------------|-------------|----------|-----------|-----------|------------|----------|----------|-----------|----------|-----------|-----------|------------|
| Northern Ky.     | 11/25/2020 | *        | 37:55         | 3-7          | .429        | 0-1        | .000        | 2-3         | .667        | 3        | 3         | 6         | 6.0        | 2        | 3        | 1         | 1        | 4         | 8         | 8.0        |
| at Florida       | 12/05/2020 | *        | 35:08         | 2-7          | .286        | 0-0        | .000        | 0-2         | .000        | 4        | 2         | 6         | 6.0        | 3        | 4        | 9         | 1        | 1         | 4         | 6.0        |
| Marquette        | 12/10/2020 | *        | 29:10         | 3-7          | .429        | 0-1        | .000        | 0-2         | .000        | 0        | 2         | 2         | 4.7        | 3        | 0        | 3         | 1        | 4         | 6         | 6.0        |
| at Central Mich. | 12/12/2020 | *        | 16:50         | 2-8          | .250        | 0-0        | .000        | 1-3         | .333        | 0        | 3         | 3         | 4.3        | 1        | 2        | 1         | 0        | 1         | 5         | 5.8        |
| <b>Totals</b>    |            | <b>4</b> | <b>119:03</b> | <b>10-29</b> | <b>.345</b> | <b>0-2</b> | <b>.000</b> | <b>3-10</b> | <b>.300</b> | <b>7</b> | <b>10</b> | <b>17</b> | <b>4.3</b> | <b>9</b> | <b>9</b> | <b>14</b> | <b>3</b> | <b>10</b> | <b>23</b> | <b>5.8</b> |

#### Player Averages

| Games Played | Minutes/game | Points/game | FG Pct | 3FG Pct | FT Pct | Rebounds/game | Assists/game | Turnovers/game | Assist/Turnover ratio | Steals/game | Blocks/game |
|--------------|--------------|-------------|--------|---------|--------|---------------|--------------|----------------|-----------------------|-------------|-------------|
| 4            | 29.8         | 5.8         | 34.5   | 0.0     | 30.0   | 4.3           | 2.3          | 3.5            | 0.6                   | 2.5         | 0.8         |

### 2019-20 (R-SOPHOMORE SEASON)

#### #14 MOORE, Addaya

| Opponent       | Date       | GS        | MIN           | FG-FGA        | PCT         | 3FG-3FGA    | PCT         | FT-FTA       | PCT         | OFF       | DEF       | TOT        | AVG        | PF        | A         | T/O       | BLK       | STL       | PTS        | AVG        |
|----------------|------------|-----------|---------------|---------------|-------------|-------------|-------------|--------------|-------------|-----------|-----------|------------|------------|-----------|-----------|-----------|-----------|-----------|------------|------------|
| Utah           | 11/05/2019 |           | 22:17         | 1-4           | .250        | 0-2         | .000        | 2-2          | 1.000       | 2         | 3         | 5          | 5.0        | 2         | 2         | 2         | 0         | 0         | 4          | 4.0        |
| Saint Louis    | 11/10/2019 |           | 32:33         | 1-4           | .250        | 0-2         | .000        | 2-2          | 1.000       | 2         | 3         | 5          | 5.0        | 2         | 1         | 1         | 2         | 1         | 4          | 4.0        |
| Ohio St.       | 11/13/2019 | *         | 32:48         | 4-8           | .500        | 0-0         | .000        | 0-1          | .000        | 2         | 6         | 8          | 6.0        | 4         | 1         | 1         | 0         | 2         | 8          | 5.3        |
| Ball St.       | 11/16/2019 | *         | 26:56         | 0-4           | .000        | 0-0         | .000        | 0-0          | .000        | 0         | 4         | 4          | 5.5        | 2         | 4         | 1         | 0         | 1         | 0          | 4.0        |
| Chattanooga    | 11/19/2019 | *         | 30:01         | 2-5           | .400        | 0-0         | .000        | 1-2          | .500        | 1         | 6         | 7          | 5.8        | 1         | 4         | 1         | 1         | 1         | 5          | 4.2        |
| vs Iowa        | 11/27/2019 |           | 23:00         | 0-5           | .000        | 0-3         | .000        | 0-0          | .000        | 2         | 1         | 3          | 5.3        | 1         | 0         | 2         | 1         | 0         | 0          | 3.5        |
| vs Bucknell    | 11/28/2019 |           | 15:00         | 3-6           | .500        | 0-1         | .000        | 0-0          | .000        | 0         | 2         | 1          | 3          | 5.0       | 1         | 0         | 1         | 2         | 0          | 6.9        |
| at VCU         | 12/05/2019 | *         | 15:22         | 1-5           | .200        | 0-0         | .000        | 1-2          | .500        | 1         | 2         | 3          | 4.8        | 3         | 0         | 1         | 1         | 2         | 3          | 3.8        |
| Miami (OH)     | 12/08/2019 | *         | 24:36         | 4-7           | .571        | 0-0         | .000        | 0-0          | .000        | 3         | 6         | 9          | 5.2        | 5         | 4         | 0         | 1         | 1         | 8          | 4.2        |
| at Xavier      | 12/14/2019 | *         | 22:44         | 3-6           | .500        | 0-0         | .000        | 0-0          | .000        | 1         | 4         | 5          | 5.2        | 2         | 2         | 1         | 3         | 0         | 6          | 4.4        |
| Alabama A&M    | 12/17/2019 | *         | 13:33         | 0-5           | .000        | 0-0         | .000        | 0-0          | .000        | 1         | 1         | 2          | 4.9        | 2         | 1         | 2         | 1         | 0         | 0          | 4.0        |
| Pittsburgh     | 12/21/2019 |           | 20:44         | 3-4           | .750        | 0-1         | .000        | 0-0          | .000        | 0         | 6         | 6          | 5.0        | 1         | 2         | 4         | 1         | 3         | 6          | 4.2        |
| Coppin St.     | 12/30/2019 | *         | 18:36         | 2-5           | .400        | 0-1         | .000        | 0-0          | .000        | 3         | 5         | 8          | 5.2        | 1         | 4         | 0         | 0         | 2         | 4          | 4.2        |
| at South Fla.  | 01/05/2020 | *         | 15:25         | 1-5           | .200        | 0-0         | .000        | 0-0          | .000        | 0         | 1         | 2          | 3          | 5.1       | 4         | 0         | 1         | 0         | 0          | 2.4        |
| at Memphis     | 01/08/2020 |           | 21:50         | 2-6           | .333        | 0-1         | .000        | 0-0          | .000        | 4         | 2         | 6          | 5.1        | 2         | 2         | 1         | 1         | 1         | 4          | 4.0        |
| UCF            | 01/12/2020 | *         | 29:35         | 3-10          | .300        | 0-0         | .000        | 0-0          | .000        | 2         | 3         | 5          | 5.1        | 2         | 0         | 0         | 2         | 2         | 6          | 4.1        |
| at Tulane      | 01/18/2020 | *         | 23:06         | 1-3           | .333        | 1-2         | .500        | 0-0          | .000        | 1         | 2         | 3          | 5.0        | 2         | 0         | 1         | 1         | 1         | 3          | 4.1        |
| Houston        | 01/22/2020 | *         | 22:37         | 1-3           | .333        | 0-0         | .000        | 0-0          | .000        | 0         | 6         | 6          | 5.1        | 1         | 3         | 1         | 1         | 0         | 2          | 3.9        |
| Temple         | 01/26/2020 |           | 09:52         | 0-3           | .000        | 0-0         | .000        | 0-0          | .000        | 0         | 2         | 2          | 4.9        | 0         | 0         | 1         | 1         | 0         | 0          | 3.7        |
| at UConn       | 01/30/2020 |           | 12:45         | 0-2           | .000        | 0-0         | .000        | 0-0          | .000        | 0         | 2         | 2          | 4.8        | 2         | 0         | 2         | 0         | 0         | 0          | 3.6        |
| South Fla.     | 02/02/2020 |           | 24:44         | 3-4           | .750        | 0-0         | .000        | 0-1          | .000        | 3         | 1         | 4          | 4.7        | 1         | 1         | 0         | 0         | 4         | 6          | 3.7        |
| at SMU         | 02/08/2020 |           | 15:24         | 1-2           | .500        | 0-0         | .000        | 1-2          | .500        | 0         | 2         | 2          | 4.6        | 1         | 2         | 1         | 2         | 1         | 2          | 3.6        |
| Tulsa          | 02/12/2020 |           | 15:20         | 0-2           | .000        | 0-0         | .000        | 0-0          | .000        | 1         | 4         | 5          | 4.6        | 0         | 1         | 0         | 3         | 0         | 0          | 3.5        |
| at UCF         | 02/15/2020 |           | 25:52         | 2-6           | .333        | 0-1         | .000        | 0-0          | .000        | 2         | 1         | 3          | 4.5        | 2         | 1         | 3         | 1         | 3         | 4          | 3.5        |
| at Houston     | 02/18/2020 |           | 18:33         | 4-4           | 1.000       | 0-0         | .000        | 1-2          | .500        | 2         | 2         | 4          | 4.5        | 3         | 3         | 2         | 1         | 1         | 9          | 3.7        |
| Tulane         | 02/23/2020 |           | 17:42         | 1-3           | .333        | 0-0         | .000        | 0-0          | .000        | 0         | 7         | 7          | 4.6        | 2         | 1         | 2         | 0         | 1         | 2          | 3.7        |
| UConn          | 02/26/2020 |           | 26:45         | 2-7           | .286        | 0-1         | .000        | 0-0          | .000        | 1         | 2         | 3          | 4.6        | 0         | 1         | 1         | 0         | 0         | 4          | 3.7        |
| at Wichita St. | 02/29/2020 |           | 18:02         | 1-4           | .250        | 0-0         | .000        | 0-0          | .000        | 3         | 1         | 4          | 4.5        | 2         | 3         | 4         | 0         | 0         | 2          | 3.6        |
| East Carolina  | 03/02/2020 |           | 24:56         | 1-6           | .167        | 0-0         | .000        | 2-2          | 1.000       | 1         | 1         | 2          | 4.4        | 1         | 3         | 2         | 0         | 1         | 4          | 3.6        |
| vs Memphis     | 03/07/2020 |           | 18:34         | 3-9           | .333        | 0-1         | .000        | 2-2          | 1.000       | 2         | 4         | 6          | 4.5        | 2         | 1         | 1         | 0         | 1         | 8          | 3.8        |
| vs UCF         | 03/08/2020 |           | 13:16         | 1-2           | .500        | 0-0         | .000        | 0-0          | .000        | 0         | 1         | 1          | 2.4        | 1         | 2         | 1         | 1         | 0         | 0          | 2.7        |
| vs UConn       | 03/09/2020 |           | 17:15         | 1-2           | .500        | 0-0         | .000        | 0-0          | .000        | 1         | 2         | 3          | 4.4        | 1         | 1         | 1         | 0         | 0         | 2          | 3.7        |
| <b>Totals</b>  |            | <b>12</b> | <b>669:43</b> | <b>52-151</b> | <b>.344</b> | <b>1-16</b> | <b>.063</b> | <b>12-18</b> | <b>.667</b> | <b>45</b> | <b>95</b> | <b>140</b> | <b>4.4</b> | <b>56</b> | <b>50</b> | <b>42</b> | <b>25</b> | <b>30</b> | <b>117</b> | <b>3.7</b> |

#### Player Averages

| Games Played | Minutes/game | Points/game | FG Pct | 3FG Pct | FT Pct | Rebounds/game | Assists/game | Turnovers/game | Assist/Turnover ratio | Steals/game | Blocks/game |
|--------------|--------------|-------------|--------|---------|--------|---------------|--------------|----------------|-----------------------|-------------|-------------|
| 32           | 20.9         | 3.7         | 34.4   | 6.3     | 66.7   | 4.4           | 1.6          | 1.3            | 1.2                   | 0.9         | 0.8         |

## CAREER STATISTICS

### MOORE, Addaya

|         |      |       |          | Field Goals |      | 3-Point |      | F-Throws |      | Rebounds |     |     |     |       |     |    |     |     |     | Scoring |  |
|---------|------|-------|----------|-------------|------|---------|------|----------|------|----------|-----|-----|-----|-------|-----|----|-----|-----|-----|---------|--|
| SEASON  | TEAM | GP-GS | MIN/AVG  | FG-FGA      | FG%  | 3FG-FGA | 3FG% | FT-FTA   | FT%  | OFF      | DEF | TOT | AVG | PF-FO | AST | TO | BLK | STL | PTS | AVG     |  |
| 2019-20 | UC   | 32-12 | 670/20.9 | 52-151      | .344 | 1-16    | .063 | 12-18    | .667 | 45       | 95  | 140 | 4.4 | 56-1  | 50  | 42 | 25  | 30  | 117 | 3.7     |  |
| 2020-21 | UC   | 4-4   | 119/29.8 | 10-29       | .345 | 0-2     | .000 | 3-10     | .300 | 7        | 10  | 17  | 4.3 | 9-0   | 9   | 14 | 3   | 10  | 23  | 5.8     |  |
| TOTAL   |      | 36-16 | 789/21.9 | 62-180      | .344 | 1-18    | .056 | 15-28    | .536 | 52       | 105 | 157 | 4.4 | 65-1  | 59  | 56 | 28  | 40  | 140 | 3.9     |  |



# #15 ARAME NIANG

FORWARD • 6-3 • R-SENIOR • RUFISQUE, SENEGAL/KANSAI GAIDAI UNIVERSITY/WESTERN KENTUCKY

**2020-21 Season (Junior):** Posted eight points, eight rebounds and tied a career high four blocks against Tulsa (1/6) ... tallied 10 points, six rebounds and three blocks at Wichita State (1/2) ... registered 12 points on 6-of-7 shooting with three rebounds vs. No. 20 USF (12/22) ... posted eight points with four rebounds at Central Michigan (12/12) ... recorded a double-double with 12 points and 13 rebounds at Florida (12/5) ... tallied 13 points, making all five of her free throws to go with two steals in her Bearcat debut vs. NKU (11/25).

**2019-20 Season (Senior):** Sat out the season due to NCAA transfer rules.

**Prior to Cincinnati:** In her junior season at Western Kentucky, played in 33 of 35 games, averaging 5.7 points and 3.6 rebounds in 15.3 minutes ... shot 46.6 percent from the field as a junior at WKU ... posted a double-double with 15 points and 13 rebounds against Morgan State (11/28) ... tallied 15 points with a trio of 3-pointers against Rice (3/15) ... scored 14 points on 5-of-6 shooting against FAU (1/19) ... netted 12 points in the season opener against Oklahoma (11/9) ... sat out the 2017-18 season at WKU to satisfy NCAA requirements after transferring from Kansai Gaidai University in Hirakata, Japan.

**Personal:** Born Feb. 14, 1997 in Rufisque, Senegal ... daughter of Nogaye Diene and Mamadou Niang ... has four brothers: Mouhamed, Mohamed, Ahmadou and Babacar ... right-handed.

## SEASON & CAREER STATISTICS

| 2020-21 Season                             |             | Career                               |
|--|-------------|--------------------------------------|
| 13 vs. NKU, 11/25/20                       | Pts         | 15, 2x (last vs. Rice, 3/15/19)#     |
| 12 vs. Tulsa, 1/6/21                       | FG Atts     | 12, 2x (last vs. Tulsa, 1/6/21)      |
| 6 vs. USF, 12/22/20                        | FG Made     | 6, 2x (last vs. USF, 12/22/20)       |
| 7 at Florida, 12/5/20                      | 3PT-FG Atts | 7, 2x (last at Florida, 12/5/20)     |
| 2, 2x (last at Central Michigan, 12/12/20) | 3PT-FG Made | 3 vs. Rice, 3/15/19#                 |
| 5 vs. NKU, 11/25/20                        | FT Atts     | 6 at Marshall, 2/23/19#              |
| 5 vs. NKU, 11/25/20                        | FT Made     | 5 vs. NKU, 11/25/20                  |
| 13 at Florida, 12/5/20                     | Rebs        | 13, 2x (last at Florida, 12/5/20)    |
| 3, 2x (last at Florida, 12/5/20)           | Assts       | 3, 3x (last at Florida, 12/5/20)     |
| 3 vs. Marquette, 12/10/20                  | Stls        | 3, 2x (last vs. Marquette, 12/10/20) |
| 4 vs. Tulsa, 1/6/21                        | Blks        | 4 vs. Tulsa, 1/6/21                  |
| 31 vs. Tulsa, 1/6/21                       | Mins        | 31 vs. Tulsa, 1/6/21                 |

# - Statistics from 2018-19 season at Western Kentucky

## MISCELLANEOUS STATISTICS

| CATEGORY                       | 2018-19# | 2020-21 | CAREER |
|--------------------------------|----------|---------|--------|
| Double-Figure Scoring Games    | 6        | 4       | 10     |
| Double-Figure Rebounding Games | 1        | 0       | 1      |
| Double-Double Games            | 1        | 0       | 1      |
| 20-Point Scoring Games         | 0        | 0       | 0      |
| Games Led Team in Scoring      | 0        | 0       | 0      |
| Games Led Team in Rebounding   | 4        | 0       | 4      |
| Games Led Team in Assists      | 1        | 1       | 2      |
| Games With 3+ Assists          | 1        | 1       | 2      |
| Games With 3+ Blocks           | 0        | 2       | 2      |
| Games With 3+ Steals           | 1        | 0       | 1      |
| Games With 3+ 3-Pointers       | 1        | 0       | 1      |

# - Statistics from 2018-19 season at Western Kentucky

## CAREER STATISTICS

### NIANG, Arame

|              |        |       |          | Field Goals |      | 3-Point |      | F-Throws |      | Rebounds |     |     |     |       |     |    |     |     |     |     | Scoring |  |
|--------------|--------|-------|----------|-------------|------|---------|------|----------|------|----------|-----|-----|-----|-------|-----|----|-----|-----|-----|-----|---------|--|
| SEASON       | TEAM   | GP-GS | MIN/AVG  | FG-FGA      | FG%  | 3FG-FGA | 3FG% | FT-FTA   | FT%  | OFF      | DEF | TOT | AVG | PF-FO | AST | TO | BLK | STL | PTS | AVG |         |  |
| 2018-19      | WestKy | 33-0  | 509/15.4 | 76-163      | .466 | 16-55   | .291 | 19-29    | .655 | 40       | 80  | 120 | 3.6 | 68-2  | 17  | 42 | 21  | 20  | 187 | 5.7 |         |  |
| 2020-21      | UC     | 10-9  | 249/24.9 | 32-74       | .432 | 6-22    | .273 | 6-11     | .545 | 14       | 38  | 52  | 5.2 | 32-2  | 15  | 21 | 13  | 10  | 76  | 7.6 |         |  |
| TOTAL FOR UC |        | 10-9  | 249/24.9 | 32-74       | .432 | 6-22    | .273 | 6-11     | .545 | 14       | 38  | 52  | 5.2 | 32-2  | 15  | 21 | 13  | 10  | 76  | 7.6 |         |  |
| TOTAL        |        | 43-9  | 758/17.6 | 108-237     | .456 | 22-77   | .286 | 25-40    | .625 | 54       | 118 | 172 | 4.0 | 100-4 | 32  | 63 | 34  | 30  | 263 | 6.1 |         |  |



# #15 ARAME NIANG

FORWARD • 6-3 • R-SENIOR • RUFISQUE, SENEGAL/KANSAI GAIDAI UNIVERSITY/WESTERN KENTUCKY

## GAME-BY-GAME STATISTICS

### 2020-21 (R-SENIOR SEASON)

#### #15 NIANG, Arame

| Opponent         | Date       | GS | MIN   | Total  |       | 3-Pointers |       | Free throws |       | Rebounds |    |    | PF  | A   | T/O | BLK | STL | PTS | AVG |      |     |
|------------------|------------|----|-------|--------|-------|------------|-------|-------------|-------|----------|----|----|-----|-----|-----|-----|-----|-----|-----|------|-----|
| Northern Ky.     | 11/25/2020 | *  | 26:48 | 4-8    | .500  | 0-3        | .000  | 5-5         | 1.000 | 0        | 3  | 3  | 3.0 | 5   | 3   | 0   | 1   | 2   | 13  | 13.0 |     |
| at Florida       | 12/05/2020 | *  | 28:34 | 5-11   | .455  | 2-7        | .286  | 0-2         | .000  | 2        | 11 | 13 | 8.0 | 4   | 3   | 2   | 1   | 1   | 12  | 12.5 |     |
| Marquette        | 12/10/2020 | *  | 22:10 | 1-7    | .143  | 1-2        | .500  | 0-2         | .000  | 1        | 1  | 2  | 6.0 | 3   | 1   | 3   | 1   | 3   | 3   | 9.3  |     |
| at Central Mich. | 12/12/2020 | *  | 25:11 | 3-9    | .333  | 2-5        | .400  | 0-0         | .000  | 1        | 3  | 4  | 5.5 | 1   | 2   | 0   | 0   | 0   | 8   | 9.0  |     |
| East Carolina    | 12/20/2020 | *  | 21:15 | 1-3    | .333  | 0-1        | .000  | 0-0         | .000  | 1        | 3  | 4  | 5.2 | 4   | 1   | 3   | 1   | 0   | 2   | 7.6  |     |
| South Fla.       | 12/22/2020 | *  | 28:38 | 6-7    | .857  | 0-0        | .000  | 0-0         | .000  | 1        | 2  | 3  | 4.8 | 5   | 0   | 4   | 1   | 1   | 12  | 8.3  |     |
| at Wichita St.   | 01/02/2021 | *  | 26:12 | 5-10   | .500  | 0-2        | .000  | 0-0         | .000  | 1        | 5  | 6  | 5.0 | 2   | 1   | 0   | 3   | 2   | 10  | 8.6  |     |
| Tulsa            | 01/06/2021 | *  | 30:38 | 3-12   | .250  | 1-1        | 1.000 | 1-2         | .500  | 3        | 5  | 8  | 5.4 | 4   | 2   | 4   | 4   | 0   | 8   | 8.5  |     |
| Tulane           | 01/09/2021 | *  | 20:26 | 2-3    | .667  | 0-1        | .000  | 0-0         | .000  | 3        | 3  | 6  | 5.4 | 3   | 1   | 5   | 0   | 0   | 4   | 8.0  |     |
| at Temple        | 01/13/2021 | *  | 18:41 | 2-4    | .500  | 0-0        | .000  | 0-0         | .000  | 1        | 2  | 3  | 5.2 | 1   | 1   | 0   | 1   | 1   | 4   | 7.6  |     |
| Totals           |            |    | 9     | 248:31 | 32-74 | .432       | 6-22  | .273        | 6-11  | .545     | 14 | 38 | 52  | 5.2 | 32  | 15  | 21  | 13  | 10  | 76   | 7.6 |

#### Player Averages

| Games Played | Minutes/game | Points/game | FG Pct | 3FG Pct | FT Pct | Rebounds/game | Assists/game | Turnovers/game | Assist/Turnover ratio | Steals/game | Blocks/game |
|--------------|--------------|-------------|--------|---------|--------|---------------|--------------|----------------|-----------------------|-------------|-------------|
| 10           | 24.9         | 7.6         | 43.2   | 27.3    | 54.5   | 5.2           | 1.5          | 2.1            | 0.7                   | 1.0         | 1.3         |

### 2018-19 (JUNIOR SEASON)

#### #1 NIANG, Arame

| Opponent         | Date       | GS | MIN   | Total  |        | 3-Pointers |       | Free throws |       | Rebounds |     | PF | A   | T/O | BLK | STL | PTS | AVG |      |     |     |
|------------------|------------|----|-------|--------|--------|------------|-------|-------------|-------|----------|-----|----|-----|-----|-----|-----|-----|-----|------|-----|-----|
|                  |            |    |       | FG-FA  | PCT    | 3FG-3FGA   | PCT   | FT-FTA      | PCT   | OFF      | DEF |    |     |     |     |     |     |     | TOT  | AVG |     |
| at Oklahoma      | 11/09/2018 |    | 16:00 | 5-10   | .500   | 2-5        | .400  | 0-0         | .000  | 0        | 3   | 3  | 3.0 | 1   | 0   | 2   | 0   | 12  | 12.0 |     |     |
| Iowa             | 11/13/2018 |    | 14:00 | 3-6    | .500   | 0-3        | .000  | 0-1         | .000  | 1        | 2   | 3  | 3.0 | 0   | 1   | 0   | 0   | 2   | 6    | 9.0 |     |
| at Central Mich. | 11/17/2018 |    | 07:00 | 1-1    | 1.000  | 0-0        | .000  | 0-0         | .000  | 0        | 1   | 1  | 2.3 | 0   | 1   | 2   | 0   | 1   | 2    | 6.7 |     |
| Southern Ill.    | 11/20/2018 |    | 12:00 | 3-6    | .500   | 0-0        | .000  | 0-0         | .000  | 0        | 1   | 1  | 2.0 | 1   | 0   | 4   | 0   | 1   | 6    | 6.5 |     |
| vs Oregon St.    | 11/22/2018 |    | 15:00 | 2-7    | .286   | 0-2        | .000  | 1-2         | .500  | 0        | 3   | 3  | 2.2 | 1   | 0   | 0   | 0   | 1   | 5    | 6.2 |     |
| vs ETSU          | 11/23/2018 |    | 08:00 | 0-0    | .000   | 0-0        | .000  | 0-0         | .000  | 0        | 3   | 3  | 2.3 | 3   | 0   | 3   | 0   | 0   | 0    | 5.2 |     |
| vs Gonzaga       | 11/24/2018 |    | 16:00 | 2-4    | .500   | 1-2        | .500  | 0-0         | .000  | 0        | 2   | 2  | 2.3 | 2   | 0   | 0   | 2   | 0   | 5    | 5.1 |     |
| Morgan St.       | 11/28/2018 |    | 22:00 | 5-12   | .417   | 1-3        | .333  | 4-4         | 1.000 | 7        | 6   | 13 | 3.6 | 4   | 0   | 4   | 2   | 1   | 15   | 6.4 |     |
| at Little Rock   | 12/01/2018 |    | 12:00 | 2-3    | .667   | 0-0        | .000  | 0-0         | .000  | 4        | 0   | 4  | 3.7 | 0   | 1   | 2   | 0   | 0   | 4    | 6.1 |     |
| Bellarmine       | 12/08/2018 |    | 15:00 | 1-2    | .500   | 0-0        | .000  | 2-3         | .667  | 3        | 3   | 6  | 3.9 | 2   | 1   | 1   | 2   | 0   | 4    | 5.9 |     |
| Ball St.         | 12/16/2018 |    | 23:00 | 6-8    | .750   | 0-1        | .000  | 1-2         | .500  | 1        | 4   | 5  | 4.0 | 4   | 2   | 1   | 1   | 1   | 13   | 6.5 |     |
| at Notre Dame    | 12/19/2018 |    | 21:03 | 2-6    | .333   | 1-2        | .500  | 0-0         | .000  | 2        | 2   | 4  | 4.0 | 2   | 1   | 2   | 2   | 3   | 5    | 6.4 |     |
| Union (TN)       | 12/29/2018 |    | 10:00 | 1-4    | .250   | 0-2        | .000  | 0-0         | .000  | 0        | 2   | 2  | 3.8 | 1   | 0   | 0   | 0   | 2   | 2    | 6.1 |     |
| Charlotte        | 01/03/2019 |    | 02:00 | 0-1    | .000   | 0-0        | .000  | 0-0         | .000  | 0        | 0   | 0  | 3.6 | 1   | 0   | 0   | 0   | 0   | 0    | 5.6 |     |
| Old Dominion     | 01/05/2019 |    | 10:00 | 0-1    | .000   | 0-0        | .000  | 0-0         | .000  | 0        | 3   | 3  | 3.5 | 2   | 1   | 1   | 1   | 0   | 0    | 5.3 |     |
| at FIU           | 01/17/2019 |    | 07:00 | 1-1    | 1.000  | 0-0        | .000  | 0-0         | .000  | 0        | 1   | 1  | 3.4 | 2   | 0   | 0   | 0   | 0   | 2    | 5.1 |     |
| at Fla. Atlantic | 01/19/2019 |    | 14:00 | 5-6    | .833   | 2-2        | 1.000 | 2-2         | 1.000 | 0        | 3   | 3  | 3.4 | 2   | 0   | 1   | 0   | 1   | 14   | 5.6 |     |
| Southern Miss.   | 01/24/2019 |    | 15:00 | 4-6    | .667   | 0-1        | .000  | 1-1         | 1.000 | 0        | 1   | 1  | 3.2 | 3   | 0   | 1   | 1   | 0   | 9    | 5.8 |     |
| Louisiana Tech   | 01/26/2019 |    | 08:00 | 0-3    | .000   | 0-0        | .000  | 0-0         | .000  | 2        | 1   | 3  | 3.2 | 1   | 0   | 1   | 1   | 0   | 0    | 5.5 |     |
| at UTSA          | 01/31/2019 |    | 14:00 | 1-3    | .333   | 0-0        | .000  | 0-0         | .000  | 1        | 3   | 4  | 3.3 | 2   | 0   | 0   | 0   | 0   | 2    | 5.3 |     |
| at UTEP          | 02/02/2019 |    | 16:00 | 0-1    | .000   | 0-1        | .000  | 0-0         | .000  | 0        | 1   | 1  | 3.1 | 1   | 0   | 0   | 0   | 0   | 0    | 5.0 |     |
| Rice             | 02/07/2019 |    | 26:00 | 3-9    | .333   | 2-7        | .286  | 0-0         | .000  | 0        | 5   | 5  | 3.2 | 2   | 3   | 2   | 2   | 1   | 8    | 5.2 |     |
| North Texas      | 02/09/2019 |    | 18:00 | 2-5    | .400   | 0-1        | .000  | 3-4         | .750  | 1        | 2   | 3  | 3.2 | 4   | 1   | 0   | 1   | 0   | 7    | 5.3 |     |
| at Middle Tenn.  | 02/14/2019 |    | 09:00 | 1-2    | .500   | 0-1        | .000  | 0-0         | .000  | 0        | 0   | 0  | 3.1 | 5   | 0   | 1   | 0   | 0   | 2    | 5.1 |     |
| at UAB           | 02/16/2019 |    | 11:00 | 2-7    | .286   | 0-0        | .000  | 0-0         | .000  | 2        | 1   | 3  | 3.1 | 2   | 1   | 0   | 1   | 1   | 4    | 5.1 |     |
| at Marshall      | 02/23/2019 |    | 18:00 | 4-5    | .800   | 1-2        | .500  | 2-6         | .333  | 3        | 1   | 4  | 3.1 | 1   | 0   | 3   | 0   | 1   | 11   | 5.3 |     |
| at North Texas   | 03/02/2019 |    | 19:41 | 3-8    | .375   | 1-3        | .333  | 0-0         | .000  | 2        | 6   | 8  | 3.3 | 3   | 0   | 2   | 1   | 0   | 7    | 5.4 |     |
| Middle Tenn.     | 03/07/2019 |    | 12:00 | 1-3    | .333   | 0-2        | .000  | 0-0         | .000  | 1        | 3   | 4  | 3.3 | 1   | 0   | 2   | 1   | 0   | 2    | 5.3 |     |
| vs Old Dominion  | 03/14/2019 |    | 18:00 | 2-5    | .400   | 0-2        | .000  | 1-2         | .500  | 2        | 5   | 7  | 3.4 | 2   | 2   | 0   | 0   | 0   | 5    | 5.2 |     |
| vs Rice          | 03/15/2019 |    | 28:00 | 5-10   | .500   | 3-6        | .500  | 2-2         | 1.000 | 0        | 2   | 2  | 3.4 | 3   | 0   | 1   | 0   | 2   | 15   | 5.6 |     |
| at Miami (OH)    | 03/21/2019 |    | 21:58 | 1-5    | .200   | 1-4        | .250  | 0-0         | .000  | 1        | 3   | 4  | 3.4 | 3   | 1   | 2   | 1   | 0   | 3    | 5.5 |     |
| Morehead St.     | 03/24/2019 |    | 27:00 | 4-7    | .571   | 0-1        | .000  | 0-0         | .000  | 4        | 4   | 8  | 3.6 | 5   | 1   | 3   | 2   | 0   | 8    | 5.6 |     |
| at Ohio          | 03/28/2019 |    | 23:31 | 4-6    | .667   | 1-2        | .500  | 0-0         | .000  | 3        | 3   | 6  | 3.6 | 2   | 0   | 1   | 0   | 2   | 9    | 5.7 |     |
| Totals           |            |    | 0     | 509:12 | 76-163 | .466       | 16-55 | .291        | 19-29 | .655     | 40  | 80 | 120 | 3.6 | 68  | 17  | 42  | 21  | 20   | 187 | 5.7 |

#### Player Averages

| Games Played | Minutes/game | Points/game | FG Pct | 3FG Pct | FT Pct | Rebounds/game | Assists/game | Turnovers/game | Assist/Turnover ratio | Steals/game | Blocks/game |
|--------------|--------------|-------------|--------|---------|--------|---------------|--------------|----------------|-----------------------|-------------|-------------|
| 33           | 15.4         | 5.7         | 46.6   | 29.1    | 65.5   | 3.6           | 0.5          | 1.3            | 0.4                   | 0.6         | 0.6         |



# #20 JILLIAN HAYES

GUARD • 6-1 • FRESHMAN • LOVELAND, OHIO/LOVELAND HS

**2020-21 Season (Freshman):** Posted a career-high 20 points on 9-of-16 shooting at Temple (1/13) ... scored a team-high 16 points with a pair of threes and eight rebounds against Tulane (1/9) ... posted eight points with a season-high nine rebounds and three steals vs. Tulsa (1/6) ... grabbed a team-best six rebounds to go with two blocks against No. 20 USF (12/22) ... scored 10 points with five rebounds, two assists and two steals vs. ECU (12/20) ... tallied eight points, seven rebounds, and two blocks at Central Michigan (12/12) ... grabbed six rebounds and two steals vs. Marquette (12/10) ... registered seven points, four rebounds and three blocks at Florida (12/5) ... contributed four rebounds, two assists, a steal and a block in 24 minutes vs. NKU (11/25).

**Prior to Cincinnati:** Ranked as the No. 116 prospect in the 2020 class by Collegiate Girls Basketball Report ... tabbed as a four-star recruit by Prospects Nation... averaged 18.3 points, 9.6 rebounds, 3.1 steals, 2.0 assists as a senior at Loveland High School... named Eastern Cincinnati Conference Co-Player of the Year as a senior ... registered the most career points (1,412) and most career rebounds (778) in school history.

**Personal:** Born Dec. 18, 2001 in Norman, Oklahoma ... daughter of Kristi and Jonathan Hayes ... has three brothers: Jaxson, Jewett and Jonah ... comes from athletic bloodlines: her father, Jonathan, was a former NFL player with the Kansas City Chiefs (1985-1993) and Pittsburgh Steelers (1994-1996), assistant coach with the Cincinnati Bengals (2003-18) and recent head coach with the XFL's St. Louis BattleHawks (2020); her mother, Kristi, was the 1995 Missouri Valley Conference Women's Basketball Player of the Year at Drake and scored over 3,400 points in high school; and her brother, Jaxson, who played at Texas, was the eighth overall pick in the 2019 NBA Draft by the Atlanta Hawks and currently plays for the New Orleans Pelicans ... right-handed.

## SEASON & CAREER STATISTICS

| 2020-21 Season                 |             | Career                         |
|--------------------------------|-------------|--------------------------------|
| 20 at Temple, 1/13/21          | Pts         | 20 at Temple, 1/13/21          |
| 16 at Temple, 1/13/21          | FG Atts     | 16 at Temple, 1/13/21          |
| 9 at Temple, 1/13/21           | FG Made     | 9 at Temple, 1/13/21           |
| 6 vs. Tulane, 1/9/21           | 3PT-FG Atts | 6 vs. Tulane, 1/9/21           |
| 2 vs. Tulane, 1/9/21           | 3PT-FG Made | 2 vs. Tulane, 1/9/21           |
| 8, 2x (last vs. Tulsa, 1/6/21) | FT Atts     | 8 vs. USF, 12/22/20            |
| 4 vs. Tulsa, 1/6/21            | FT Made     | 4, 2x (last vs. Tulsa, 1/6/21) |
| 9 vs. Tulsa, 1/6/21            | Rebs        | 9 vs. Tulsa, 1/6/21            |
| 2, 2x (last vs. ECU, 12/20/20) | Assts       | 2, 2x (last vs. ECU, 12/20/20) |
| 3 vs. Tulsa, 1/6/21            | Stls        | 3 vs. Tulsa, 1/6/21            |
| 3 at Florida, 12/5/20          | Blks        | 3 at Florida, 12/5/20          |
| 39 vs. Tulsa, 1/6/21           | Mins        | 39 vs. Tulsa, 1/6/21           |

## MISCELLANEOUS STATISTICS

| CATEGORY                       | 2020-21 | CAREER |
|--------------------------------|---------|--------|
| Double-Figure Scoring Games    | 3       | 3      |
| Double-Figure Rebounding Games | 0       | 0      |
| Double-Double Games            | 0       | 0      |
| 20-Point Scoring Games         | 1       | 1      |
| Games Led UC in Scoring        | 1       | 1      |
| Games Led UC in Rebounding     | 2       | 2      |
| Games Led UC in Assists        | 0       | 0      |
| Games With 3+ Assists          | 0       | 0      |
| Games With 3+ Blocks           | 0       | 0      |
| Games With 3+ Steals           | 0       | 0      |
| Games With 3+ 3-Pointers       | 0       | 0      |

## GAME-BY-GAME STATISTICS

### 2020-21 (FRESHMAN SEASON)

#### #20 HAYES, Jillian

| Opponent         | Date       | GS | MIN   | Total  |       | 3-Pointers |      | Free throws |       | Rebounds |     |     |     | PF  | A  | T/O | BLK | STL | PTS | AVG |     |
|------------------|------------|----|-------|--------|-------|------------|------|-------------|-------|----------|-----|-----|-----|-----|----|-----|-----|-----|-----|-----|-----|
|                  |            |    |       | FG-FGA | PCT   | 3FG-3FGA   | PCT  | FT-FTA      | PCT   | OFF      | DEF | TOT | AVG |     |    |     |     |     |     |     |     |
| Northern Ky.     | 11/25/2020 |    | 23:44 | 0-3    | .000  | 0-1        | .000 | 0-0         | .000  | 0        | 4   | 4   | 4.0 | 5   | 2  | 2   | 1   | 1   | 0   | 0.0 |     |
| at Florida       | 12/05/2020 |    | 22:01 | 2-6    | .333  | 0-1        | .000 | 3-4         | .750  | 2        | 2   | 4   | 4.0 | 2   | 0  | 2   | 3   | 0   | 7   | 3.5 |     |
| Marquette        | 12/10/2020 |    | 18:48 | 2-5    | .400  | 0-0        | .000 | 0-0         | .000  | 3        | 3   | 6   | 4.7 | 4   | 0  | 2   | 0   | 2   | 4   | 3.7 |     |
| at Central Mich. | 12/12/2020 |    | 23:34 | 3-8    | .375  | 0-1        | .000 | 2-2         | 1.000 | 2        | 5   | 7   | 5.3 | 4   | 0  | 2   | 2   | 1   | 8   | 4.8 |     |
| East Carolina    | 12/20/2020 | *  | 22:38 | 2-6    | .333  | 0-1        | .000 | 6-10        | .600  | 2        | 3   | 5   | 5.2 | 5   | 2  | 6   | 0   | 2   | 10  | 5.8 |     |
| South Fla.       | 12/22/2020 | *  | 36:41 | 0-8    | .000  | 0-2        | .000 | 4-8         | .500  | 2        | 4   | 6   | 5.3 | 4   | 1  | 1   | 2   | 0   | 4   | 5.5 |     |
| at Wichita St.   | 01/02/2021 | *  | 32:35 | 1-7    | .143  | 0-2        | .000 | 0-4         | .000  | 1        | 1   | 2   | 4.9 | 3   | 1  | 4   | 0   | 1   | 2   | 5.0 |     |
| Tulsa            | 01/06/2021 | *  | 39:20 | 1-8    | .125  | 0-1        | .000 | 6-8         | .750  | 0        | 9   | 9   | 5.4 | 3   | 1  | 2   | 0   | 3   | 8   | 5.4 |     |
| Tulane           | 01/09/2021 | *  | 34:18 | 6-15   | .400  | 2-6        | .333 | 2-3         | .667  | 0        | 8   | 8   | 5.7 | 3   | 0  | 5   | 0   | 0   | 16  | 6.6 |     |
| at Temple        | 01/13/2021 | *  | 38:05 | 9-16   | .563  | 0-5        | .000 | 2-3         | .667  | 0        | 4   | 4   | 5.5 | 1   | 1  | 1   | 1   | 1   | 20  | 7.9 |     |
| Totals           |            |    | 6     | 291:44 | 26-82 | .317       | 2-20 | .100        | 25-42 | .595     | 12  | 43  | 55  | 5.5 | 34 | 8   | 27  | 9   | 11  | 79  | 7.9 |

#### Player Averages

| Games Played | Minutes/game | Points/game | FG Pct | 3FG Pct | FT Pct | Rebounds/game | Assists/game | Turnovers/game | Assist/Turnover ratio | Steals/game | Blocks/game |
|--------------|--------------|-------------|--------|---------|--------|---------------|--------------|----------------|-----------------------|-------------|-------------|
| 10           | 29.2         | 7.9         | 31.7   | 10.0    | 59.5   | 5.5           | 0.8          | 2.7            | 0.3                   | 1.1         | 0.9         |

## CAREER STATISTICS

### HAYES, Jillian

|         |      |       |          | Field Goals |      | 3-Point |      | F-Throws |      | Rebounds |     |     |     |       |     |    |     |     |     | Scoring |  |
|---------|------|-------|----------|-------------|------|---------|------|----------|------|----------|-----|-----|-----|-------|-----|----|-----|-----|-----|---------|--|
| SEASON  | TEAM | GP-GS | MIN/AVG  | FG-FGA      | FG%  | 3FG-FGA | 3FG% | FT-FTA   | FT%  | OFF      | DEF | TOT | AVG | PF-FO | AST | TO | BLK | STL | PTS | AVG     |  |
| 2020-21 | UC   | 10-6  | 292/29.2 | 26-82       | .317 | 2-20    | .100 | 25-42    | .595 | 12       | 43  | 55  | 5.5 | 34-2  | 8   | 27 | 9   | 11  | 79  | 7.9     |  |
| TOTAL   |      | 10-6  | 292/29.2 | 26-82       | .317 | 2-20    | .100 | 25-42    | .595 | 12       | 43  | 55  | 5.5 | 34-2  | 8   | 27 | 9   | 11  | 79  | 7.9     |  |





# #21 MILAN SCHIMMEL

GUARD • 5-8 • JUNIOR • MISSION, ORE./NIXYAAWII COMMUNITY HS/EASTERN FLORIDA STATE COLLEGE

**2020-21 Season (Junior):** Scored 12 points with a pair of threes and five assists at Wichita State (1/2) ... handed out four assists and grabbed three steals against ECU (12/20) ... posted seven points, five rebounds and four assists vs. Marquette (12/10) ... tallied eight points and three rebounds against NKU (11/25).

**Prior to Cincinnati:** Started all 30 games, averaging 14.5 points, 7.2 rebounds, 4.1 assists and 2.5 steals as a sophomore at Eastern Florida State College as a sophomore in 2019-20 ... helped lead the team to a 23-7 record... recorded five double-doubles while scoring in double figures 25 times and posting 20 or more points four times ... dropped a career-high 25 points at Northwest Florida State College ... recorded a career-best 18 rebounds at Hillsborough CC ... started all 37 games, averaging 6.7 points, 3.8 rebounds, 2.9 assists and 1.4 steals as a freshman at Hutchinson Community College in 2018-19 ... helped lead her team to the semifinals of the NJCAA Division I Women's Basketball Final Four as the No. 13 seed ... graduated from Nixyaawii (pronounced nick-OW-wee) Community School on the Confederated Tribes of the Umatilla Indian Reservation near Pendleton, Ore., guiding her team to a state runner-up finish as a senior ... named Old Oregon Player of the Year and 1A first team all-state.

**Personal:** Born Aug. 8, 1999 in Mission, Oregon ... daughter of Cecilee Moses and Rick Schimmel ... has five brothers: Shae, Job, Mick, Saint and Sun ... has two sisters: Shoni and Jude ... joins each of her sisters as basketball players recruited and coached by current UC coach Michelle Clark-Heard as Shoni (2011-14) and Jude (2012-15) played at Louisville while Clark-Heard served as an assistant. Shoni Schimmel later rose to become the eighth pick in the 2013 WNBA Draft ...left-handed.

## SEASON & CAREER STATISTICS

| 2020-21 Season                        |             | Career                                |
|---------------------------------------|-------------|---------------------------------------|
| 12 at Wichita State, 1/2/21           | Pts         | 8 vs. NKU, 11/25/20                   |
| 9 vs. Marquette, 12/10/20             | FG Atts     | 9 vs. Marquette, 12/10/20             |
| 3 vs. Marquette, 12/10/20             | FG Made     | 3 vs. Marquette, 12/10/20             |
| 5 vs. NKU, 11/25/20                   | 3PT-FG Atts | 5 vs. NKU, 11/25/20                   |
| 2, 2x (last at Wichita State, 1/2/21) | 3PT-FG Made | 2, 2x (last at Wichita State, 1/2/21) |
| 6 at Wichita State, 1/2/21            | FT Atts     | 6 at Wichita State, 1/2/21            |
| 6 at Wichita State, 1/2/21            | FT Made     | 6 at Wichita State, 1/2/21            |
| 7 at Wichita State, 1/2/21            | Rebs        | 7 at Wichita State, 1/2/21            |
| 5 at Wichita State, 1/2/21            | Assts       | 5 at Wichita State, 1/2/21            |
| 2 vs. Marquette, 12/10/20             | Stls        | 2 vs. Marquette, 12/10/20             |
| 3 vs. ECU, 12/20/20                   | Blks        | 3 vs. ECU, 12/20/20                   |
| 37 at Wichita State, 1/2/21           | Mins        | 37 at Wichita State, 1/2/21           |

## MISCELLANEOUS STATISTICS

| CATEGORY                       | 2020-21 | CAREER |
|--------------------------------|---------|--------|
| Double-Figure Scoring Games    | 1       | 1      |
| Double-Figure Rebounding Games | 0       | 0      |
| Double-Double Games            | 0       | 0      |
| 20-Point Scoring Games         | 0       | 0      |
| Games Led UC in Scoring        | 0       | 0      |
| Games Led UC in Rebounding     | 0       | 0      |
| Games Led UC in Assists        | 2       | 2      |
| Games With 3+ Assists          | 2       | 2      |
| Games With 3+ Blocks           | 0       | 0      |
| Games With 3+ Steals           | 1       | 1      |
| Games With 3+ 3-Pointers       | 0       | 0      |

## GAME-BY-GAME STATISTICS

### 2020-21 (JUNIOR SEASON)

#### #21 SCHIMMEL, Milan

| Opponent         | Date       | GS | MIN   | Total  | FG-FGA | PCT  | 3FG-3FGA | PCT   | FT-FTA | PCT   | Rebounds | PF | A  | T/O | BLK | STL | PTS | AVG |   |      |     |
|------------------|------------|----|-------|--------|--------|------|----------|-------|--------|-------|----------|----|----|-----|-----|-----|-----|-----|---|------|-----|
| Northern Ky.     | 11/25/2020 | *  | 32:45 | 2-8    | 250    |      | 2-5      | .400  | 2-2    | 1.000 | 0        | 3  | 3  | 3.0 | 1   | 0   | 4   | 0   | 8 | 8.0  |     |
| at Florida       | 12/05/2020 | *  | 25:50 | 2-6    | 333    |      | 1-2      | .500  | 0-0    | .000  | 1        | 2  | 3  | 3.0 | 3   | 0   | 2   | 0   | 5 | 6.5  |     |
| Marquette        | 12/10/2020 | *  | 34:18 | 3-9    | 333    |      | 0-3      | .000  | 1-2    | .500  | 2        | 3  | 5  | 3.7 | 3   | 4   | 3   | 0   | 2 | 7.7  |     |
| at Central Mich. | 12/12/2020 | *  | 17:08 | 0-2    | .000   |      | 0-2      | .000  | 0-0    | .000  | 0        | 1  | 1  | 3.0 | 2   | 1   | 1   | 0   | 0 | 5.0  |     |
| East Carolina    | 12/20/2020 | *  | 26:52 | 1-2    | .500   |      | 1-1      | 1.000 | 1-2    | .500  | 0        | 3  | 3  | 3.0 | 5   | 4   | 5   | 0   | 3 | 4.8  |     |
| South Fla.       | 12/22/2020 | *  | 35:55 | 2-5    | .400   |      | 1-1      | 1.000 | 0-0    | .000  | 2        | 2  | 4  | 3.2 | 3   | 0   | 3   | 0   | 1 | 5.8  |     |
| at Wichita St.   | 01/02/2021 | *  | 37:28 | 2-4    | .500   |      | 2-2      | 1.000 | 6-6    | 1.000 | 0        | 7  | 7  | 3.7 | 2   | 5   | 2   | 1   | 0 | 12.5 |     |
| Totals           |            |    | 6     | 210:16 | 12-36  | .333 | 7-16     | .438  | 10-12  | .833  | 5        | 21 | 26 | 3.7 | 19  | 14  | 20  | 1   | 6 | 41   | 5.9 |

#### Player Averages

| Games Played | Minutes/game | Points/game | FG Pct | 3FG Pct | FT Pct | Rebounds/game | Assists/game | Turnovers/game | Assist/Turnover ratio | Steals/game | Blocks/game |
|--------------|--------------|-------------|--------|---------|--------|---------------|--------------|----------------|-----------------------|-------------|-------------|
| 7            | 30.0         | 5.9         | .33.3  | 43.8    | 83.3   | 3.7           | 2.0          | 2.9            | 0.7                   | 0.9         | 0.1         |

## CAREER STATISTICS

### SCHIMMEL, Milan

|         |      |       |          | Field Goals |      | 3-Point |      | F-Throws |      | Rebounds |     |     |     | Scoring |     |    |     |     |     |     |
|---------|------|-------|----------|-------------|------|---------|------|----------|------|----------|-----|-----|-----|---------|-----|----|-----|-----|-----|-----|
| SEASON  | TEAM | GP-GS | MIN/AVG  | FG-FGA      | FG%  | 3FG-FGA | 3FG% | FT-FTA   | FT%  | OFF      | DEF | TOT | AVG | PF-FO   | AST | TO | BLK | STL | PTS | AVG |
| 2020-21 | UC   | 7-6   | 210/30.0 | 12-36       | .333 | 7-16    | .438 | 10-12    | .833 | 5        | 21  | 26  | 3.7 | 19-1    | 14  | 20 | 1   | 6   | 41  | 5.9 |
| TOTAL   |      | 7-6   | 210/30.0 | 12-36       | .333 | 7-16    | .438 | 10-12    | .833 | 5        | 21  | 26  | 3.7 | 19-1    | 14  | 20 | 1   | 6   | 41  | 5.9 |



# #23 IIMAR' THOMAS

FORWARD • 5-10 • SENIOR • OAKLAND, CALIF./SACRED HEART CATHEDRAL PREP

## CONFERENCE AWARDS

- » Co-Preseason Player of the Year (2020-21)
- » Preseason First Team All-AAC (2020-21)
- » First Team All-AAC (2x: 2018-19, 2019-20)
- » Freshman of the Year (2018-19)
- » All-Freshman Team (2018-19)

## OTHER HONORS

- » Becky Hammon Player of the Year Midseason Watch List (2020-21)
- » WBCA Honorable Mention All-American (2019-20)

**2020-21 Season (Senior):** Registered a double-double with 24 points and 12 rebounds at Temple (1/13) ... tallied a double-double with 24 points and 12 rebounds with four assists vs. Tulsa (1/6) ... posted a double-double with 24 points, 17 rebounds with five assists and three blocks at Wichita State (1/2) ... registered her third 30-plus-point of the season, netting 32 points with six rebounds, five assists and four steals against No. 20 USF (12/22) ... scored 23 points on 8-of-14 shooting from the field and 7-of-7 shooting from the foul line against ECU (12/20) ... netted 25 points on 11-of-16 shooting with eight rebounds at Central Michigan (12/12) ... scored 32 points on 9-of-11 shooting, including a career-high 14 of 16 from the free throw line, with eight rebounds vs. Marquette (12/10) ... posted a game-high 23 points on 10-of-17 shooting with five rebounds at Florida (12/5) ... tallied 34 points on 14-of-23 shooting with seven rebounds and six assists in 44 minutes against NKU (11/25).

**2019-20 Season (Junior):** Named a WBCA Honorable Mention All-American ... selected a unanimous AAC First Team All-Conference selection ... tabbed a three-time AAC Player of the Week and nine-team AAC Weekly Honor Roll recipient ... started 31 of 32 games, averaging 18.6 points, 7.8 rebounds, 2.1 assists and 1.1 blocks in 32.5 minutes ... joined the program's 1,000-point club, finishing the season ranked 13th on the list with 1,356 career points ... scored in double figures in 27 of 32 games, posting 20 or more points in 14 contests ... registered eight double-doubles ... scored a career-high 35 points on 14-of-22 shooting with 10 rebounds against Houston (1/22) ... tallied 32 points on 12-of-13 shooting with eight rebounds and four assists against UCF (1/12) ... scored 29 points on 13-of-18 shooting with three steals at Wichita State (2/29) ... tallied 29 points against Chattanooga (11/19) ... registered 23 points with a season-high 14 rebounds at Memphis (1/8) ... pulled down 13 rebounds against Iowa (1/27) and at Houston (2/18) ... tallied 25 points, eight rebounds, six assists and two blocks at Xavier (12/14).

**2018-19 Season (Sophomore):** Named an AAC First Team All-Conference selection ... Started 24 of 35 games, averaging 12.9 points, 7.2 rebounds and 1.8 assists in 28.9 minutes ... scored in double figures in 25 games, posting 20 or more points six times ... scored 20 or more points in four consecutive games ... registered six double-doubles ... handed out three or more assists 10 times ... scored a season-high 23 points on 10-of-11 shooting with 17 rebounds, six assists and three steals against Howard (12/21) ... led all scorers and rebounders with 20 points and a season-best 18 rebounds against Xavier (12/16) ... tallied 22 points on 11-of-16 shooting against SMU (1/6) ... registered 22 points and 10 rebounds vs. Temple (1/16) ... poured in team bests 20 points and nine rebounds vs. VCU (12/7) ... scored 18 points and 10 rebounds at Tulsa (1/19) ... scored 19 points with 9-of-9 shooting from the field against Memphis (1/26) ... led UC with 19 points and seven rebounds at USF (1/30) ... recorded 16 points and eight rebounds in the AAC Championship semifinals against UCF (3/10) ... notched 13 points and eight rebounds in the WNIT quarterfinals at TCU (3/31).

**2017-18 Season (Freshman):** Named the AAC Freshman of the Year and a unanimous All-Freshman Team selection ... started one of 32 games played, averaging 9.7 points and 6.0 rebounds in 21.0 minutes ... scored in double figures in 15 games and grabbed 10 or more rebounds three times ... tallied a season-high 19 points twice, including a 19-point, 11-rebound effort against Howard (12/14) and a 19-point, eight-rebound performance at ETSU (11/10) in the season opener ... posted first collegiate double-double with 15 points and 10 rebounds vs. Southeastern Louisiana (11/15) ... tallied 18 points, five rebounds, two assists, and two blocks against Slippery Rock (11/13) ... notched 15 points

## SEASON & CAREER STATISTICS

| 2020-21 Season              |             |  | Career |  |  |
|-----------------------------|-------------|--|--------|--|--|
| 34 vs. NKU, 11/25/20        | Pts         | 35 vs. Houston 1/22/20                 |        |  |  |
| 23 vs. NKU, 11/25/20        | FG Atts     | 23 vs. NKU, 11/25/20                   |        |  |  |
| 14 vs. NKU, 11/25/20        | FG Made     | 14, 2x (last vs. NKU, 11/25/20)        |        |  |  |
| 4 vs. Tulane, 1/9/21        | 3PT-FG Atts | 4 vs. Tulane, 1/9/21                   |        |  |  |
| 1 vs. NKU, 11/25/20         | 3PT-FG Made | 1, 3x (last at Wichita State, 3/28/19) |        |  |  |
| 16 vs. Marquette, 12/10/20  | FT Atts     | 16 vs. Marquette, 12/10/20             |        |  |  |
| 14 vs. Marquette, 12/10/20  | FT Made     | 14 vs. Marquette, 12/10/20             |        |  |  |
| 17 at Wichita State, 1/2/21 | Rebs        | 18 vs. Xavier, 12/16/18                |        |  |  |
| 6 vs. NKU, 11/25/20         | Assts       | 6, 3x (last vs. NKU, 11/25/20)         |        |  |  |
| 4 vs. USF, 12/22/20         | Stls        | 4 vs. USF, 12/22/20                    |        |  |  |
| 3 at Wichita State, 1/2/21  | Blks        | 3, 4x (last at Wichita State, 1/2/21)  |        |  |  |
| 44 vs. NKU, 11/25/20        | Mins        | 44 vs. NKU, 11/25/20                   |        |  |  |

## MISCELLANEOUS STATISTICS

| CATEGORY                       | 2017-18 | 2018-19 | 2019-20 | 2020-21 | CAREER |
|--------------------------------|---------|---------|---------|---------|--------|
| Double-Figure Scoring Games    | 15      | 25      | 27      | 9       | 76     |
| Double-Figure Rebounding Games | 3       | 6       | 8       | 3       | 20     |
| Double-Double Games            | 2       | 6       | 8       | 3       | 19     |
| 20-Point Scoring Games         | 0       | 5       | 14      | 9       | 28     |
| Games Led Team in Scoring      | 2       | 13      | 17      | 9       | 41     |
| Games Led Team in Rebounding   | 9       | 21      | 16      | 8       | 54     |
| Games Led Team in Assists      | 0       | 0       | 0       | 5       | 5      |
| Games With 3+ Assists          | 2       | 10      | 11      | 4       | 27     |
| Games With 3+ Blocks           | 0       | 5       | 3       | 1       | 9      |
| Games With 3+ Steals           | 0       | 1       | 0       | 1       | 2      |
| Games With 3+ 3-Pointers       | 0       | 0       | 0       | 0       | 0      |

and nine rebounds vs. No. 13 Ohio State (12/17) ... grabbed a season-high 13 rebounds against Memphis (1/21) ... Posted 14 points and five rebounds at Wichita State (2/7) ... scored a game-high 18 points vs. Tulane (2/10).

**Prior to Cincinnati:** Averaged 25.0 points and 13.4 rebounds as a senior and scored more than 1,000 points for her career at Sacred Heart Cathedral Prep ... named West Catholic Athletic League (WCAL) Player of the Year, San Francisco Chronicle Player of the Year, Sportstar Magazine NorCal Player of the Year, and NorCalPreps.com NorCal Player of the Year in 2017 ... tabbed a First Team All-Metro Bay Area selection and a Second Team All-State pick ... helped lead Sacred Heart to a 2016 California Division III State Championship ... ranked as a five-star recruit by NorCal Preps and a three-star recruit by ESPN ... entered high school at 12 years old and began college at 16 ... cousin of former NBA player Rod Higgins ... fluent in American Sign Language.

**Personal:** Born Oct. 23, 2000 in Oakland, California ... daughter of Griselda Thomas ... has one sister, Mya'l Thomas ... right-handed.

## CAREER STATISTICS

### THOMAS, Iimar'i

|         |      |        |           | Field Goals |      | 3-Point |      | F-Throws |      | Rebounds |     |     |     |       |     |     |     |     | Scoring |      |
|---------|------|--------|-----------|-------------|------|---------|------|----------|------|----------|-----|-----|-----|-------|-----|-----|-----|-----|---------|------|
| SEASON  | TEAM | GP-GS  | MIN/AVG   | FG-FGA      | FG%  | 3FG-FGA | 3FG% | FT-FTA   | FT%  | OFF      | DEF | TOT | AVG | PF-FO | AST | TO  | BLK | STL | PTS     | AVG  |
| 2017-18 | UC   | 32-1   | 673/21.0  | 126-214     | .589 | 3-14    | .214 | 55-75    | .733 | 60       | 132 | 192 | 6.0 | 48-0  | 35  | 37  | 24  | 13  | 310     | 9.7  |
| 2018-19 | UC   | 35-24  | 1010/28.9 | 189-313     | .604 | 0-0     | .000 | 74-103   | .718 | 89       | 163 | 252 | 7.2 | 64-0  | 63  | 49  | 43  | 27  | 452     | 12.9 |
| 2019-20 | UC   | 32-31  | 1039/32.5 | 236-395     | .597 | 0-7     | .000 | 122-152  | .803 | 115      | 135 | 250 | 7.8 | 68-0  | 66  | 59  | 35  | 22  | 594     | 18.6 |
| 2020-21 | UC   | 10-10  | 389/38.9  | 93-169      | .550 | 1-13    | .077 | 63-74    | .851 | 29       | 55  | 84  | 8.4 | 18-0  | 31  | 22  | 10  | 11  | 250     | 25.0 |
| TOTAL   |      | 109-66 | 3111/28.5 | 644-1091    | .590 | 4-34    | .118 | 314-404  | .777 | 293      | 485 | 778 | 7.1 | 198-0 | 195 | 167 | 112 | 73  | 1606    | 14.7 |



# #23 IIMAR'I THOMAS

FORWARD • 5-10 • SENIOR • OAKLAND, CALIF./SACRED HEART CATHEDRAL PREP

## GAME-BY-GAME STATISTICS

### 2020-21 (SENIOR SEASON)

#### #23 THOMAS, Ilmar'I

| Opponent         | Date       | GS | MIN   | FG-FGA | PCT    | 3FG-3FGA | PCT  | FT-FTA | PCT   | OFF  | DEF | TOT | AVG | PF  | A  | T/O | BLK | STL | PTS  | AVG  |      |
|------------------|------------|----|-------|--------|--------|----------|------|--------|-------|------|-----|-----|-----|-----|----|-----|-----|-----|------|------|------|
| Northern Ky.     | 11/25/2020 | *  | 44:02 | 14-23  | .609   | 1-3      | .333 | 5-6    | .833  | 2    | 5   | 7   | 7.0 | 1   | 6  | 3   | 1   | 0   | 34   | 34.0 |      |
| at Florida       | 12/05/2020 | *  | 39:12 | 10-17  | .588   | 0-2      | .000 | 3-3    | 1.000 | 2    | 3   | 5   | 6.0 | 2   | 2  | 3   | 0   | 0   | 23   | 28.5 |      |
| Marquette        | 12/10/2020 | *  | 36:47 | 9-11   | .818   | 0-0      | .000 | 14-16  | .875  | 3    | 5   | 8   | 6.7 | 1   | 2  | 2   | 1   | 2   | 32   | 29.7 |      |
| at Central Mich. | 12/12/2020 | *  | 35:53 | 11-16  | .688   | 0-0      | .000 | 3-4    | .750  | 5    | 3   | 8   | 7.0 | 1   | 2  | 2   | 0   | 1   | 25   | 28.5 |      |
| East Carolina    | 12/20/2020 | *  | 37:16 | 8-14   | .571   | 0-0      | .000 | 7-7    | 1.000 | 1    | 5   | 6   | 6.3 | 3   | 2  | 1   | 2   | 0   | 23   | 27.4 |      |
| South Fla.       | 12/22/2020 | *  | 40:00 | 13-20  | .650   | 0-2      | .000 | 6-10   | .600  | 0    | 6   | 6   | 6.7 | 2   | 5  | 0   | 1   | 4   | 32   | 28.2 |      |
| at Wichita St.   | 01/02/2021 | *  | 38:24 | 8-18   | .444   | 0-0      | .000 | 8-9    | .889  | 8    | 9   | 17  | 8.1 | 1   | 5  | 4   | 3   | 0   | 24   | 27.6 |      |
| Tulsa            | 01/06/2021 | *  | 40:00 | 9-19   | .474   | 0-1      | .000 | 6-8    | .750  | 1    | 11  | 12  | 8.6 | 4   | 4  | 1   | 1   | 24  | 27.1 |      |      |
| Tulane           | 01/09/2021 | *  | 38:59 | 3-16   | .188   | 0-4      | .000 | 3-3    | 1.000 | 2    | 1   | 3   | 8.0 | 2   | 1  | 2   | 0   | 1   | 9    | 25.1 |      |
| at Temple        | 01/13/2021 | *  | 38:22 | 8-15   | .533   | 0-1      | .000 | 8-8    | 1.000 | 5    | 7   | 12  | 8.4 | 1   | 2  | 1   | 1   | 2   | 24   | 25.0 |      |
| Totals           |            |    | 10    | 388:55 | 93-169 | .550     | 1-13 | .077   | 63-74 | .851 | 29  | 55  | 84  | 8.4 | 18 | 31  | 22  | 10  | 11   | 250  | 25.0 |

#### Player Averages

| Games Played | Minutes/ game | Points/ game | FG Pct | 3FG Pct | FT Pct | Rebounds/ game | Assists/ game | Turnovers/ game | Assist/Turnover ratio | Steals/ game | Blocks/ game |
|--------------|---------------|--------------|--------|---------|--------|----------------|---------------|-----------------|-----------------------|--------------|--------------|
| 10           | 38.9          | 25.0         | 55.0   | 7.7     | 85.1   | 8.4            | 3.1           | 2.2             | 1.4                   | 1.1          | 1.0          |

### 2018-19 (SOPHOMORE SEASON)

#### #23 THOMAS, Ilmar'I

| Opponent         | Date       | GS | MIN     | Total   |       | 3-Points |      | Free throws |       | Rebounds |     |     |     | PF | A  | T/O | BLK | STL | PTS | AVG  |
|------------------|------------|----|---------|---------|-------|----------|------|-------------|-------|----------|-----|-----|-----|----|----|-----|-----|-----|-----|------|
|                  |            |    |         | FG-FA   | PCT   | 3FG-3FGA | PCT  | FT-FTA      | PCT   | OFF      | DEF | TOT | AVG |    |    |     |     |     |     |      |
| Austin Peay      | 11/06/2018 |    | 22:42   | 5-6     | .833  | 0-0      | .000 | 0-0         | .000  | 1        | 6   | 7   | 7.0 | 2  | 0  | 2   | 0   | 0   | 10  | 10.0 |
| ETSU             | 11/09/2018 |    | 30:54   | 3-8     | .375  | 0-0      | .000 | 0-0         | .000  | 1        | 7   | 8   | 7.5 | 1  | 0  | 0   | 1   | 2   | 6   | 8.0  |
| Old Dominion     | 11/12/2018 |    | 26:36   | 4-9     | .444  | 0-0      | .000 | 2-2         | 1.000 | 2        | 5   | 7   | 7.3 | 5  | 0  | 3   | 1   | 0   | 10  | 8.7  |
| at Pittsburgh    | 11/16/2018 |    | 22:00   | 3-4     | .750  | 0-0      | .000 | 6-9         | .667  | 1        | 2   | 3   | 6.3 | 3  | 0  | 1   | 1   | 0   | 12  | 9.5  |
| at Saint Louis   | 11/18/2018 | *  | 31:43   | 6-10    | .600  | 0-0      | .000 | 1-2         | .500  | 2        | 1   | 3   | 5.6 | 3  | 1  | 2   | 0   | 0   | 13  | 10.2 |
| Yale             | 11/21/2018 |    | 28:20   | 7-8     | .875  | 0-0      | .000 | 0-0         | .000  | 3        | 7   | 10  | 6.3 | 1  | 4  | 3   | 4   | 0   | 14  | 10.8 |
| Lipscomb         | 11/24/2018 |    | 11:52   | 0-1     | .000  | 0-0      | .000 | 2-2         | 1.000 | 2        | 2   | 4   | 6.0 | 2  | 0  | 2   | 0   | 0   | 2   | 9.6  |
| at Ball St.      | 11/28/2018 |    | 21:20   | 2-2     | 1.000 | 0-0      | .000 | 0-2         | .000  | 1        | 3   | 4   | 5.8 | 0  | 1  | 0   | 0   | 0   | 4   | 8.9  |
| at Ohio St.      | 12/02/2018 |    | 24:10   | 5-9     | .556  | 0-0      | .000 | 0-0         | .000  | 2        | 1   | 3   | 5.4 | 3  | 0  | 3   | 0   | 1   | 10  | 9.0  |
| at Miami (OH)    | 12/05/2018 |    | 16:04   | 5-6     | .833  | 0-0      | .000 | 2-3         | .667  | 2        | 2   | 4   | 5.3 | 1  | 0  | 0   | 0   | 0   | 12  | 9.3  |
| VCU              | 12/07/2018 | *  | 29:39   | 8-12    | .667  | 0-0      | .000 | 4-6         | .667  | 3        | 6   | 9   | 5.6 | 1  | 1  | 0   | 0   | 0   | 20  | 10.3 |
| Xavier           | 12/16/2018 | *  | 31:48   | 8-11    | .727  | 0-0      | .000 | 4-7         | .571  | 8        | 10  | 18  | 6.7 | 1  | 4  | 0   | 0   | 1   | 20  | 11.1 |
| Howard           | 12/21/2018 | *  | 26:03   | 10-11   | .909  | 0-0      | .000 | 3-4         | .750  | 4        | 13  | 17  | 7.5 | 0  | 6  | 1   | 3   | 3   | 23  | 12.0 |
| SMU              | 01/06/2019 | *  | 33:27   | 11-16   | .688  | 0-0      | .000 | 0-0         | .000  | 1        | 4   | 5   | 7.3 | 1  | 1  | 0   | 1   | 2   | 22  | 12.7 |
| at UConn         | 01/09/2019 | *  | 32:19   | 4-8     | .500  | 0-0      | .000 | 1-2         | .500  | 1        | 3   | 4   | 7.1 | 2  | 1  | 4   | 1   | 1   | 9   | 12.5 |
| at UCF           | 01/13/2019 | *  | 27:05   | 3-8     | .375  | 0-0      | .000 | 2-2         | 1.000 | 2        | 6   | 8   | 7.1 | 1  | 2  | 2   | 1   | 0   | 8   | 12.2 |
| Temple           | 01/16/2019 | *  | 25:24   | 8-13    | .615  | 0-0      | .000 | 6-7         | .857  | 2        | 8   | 10  | 7.3 | 1  | 2  | 1   | 2   | 2   | 22  | 12.8 |
| at Tulsa         | 01/19/2019 | *  | 34:30   | 8-11    | .727  | 0-0      | .000 | 2-4         | .500  | 3        | 7   | 10  | 7.4 | 2  | 2  | 5   | 3   | 1   | 18  | 13.1 |
| Houston          | 01/23/2019 | *  | 28:57   | 7-12    | .583  | 0-0      | .000 | 2-2         | 1.000 | 4        | 4   | 8   | 7.5 | 1  | 2  | 2   | 2   | 1   | 16  | 13.2 |
| Memphis          | 01/26/2019 | *  | 27:29   | 9-9     | 1.000 | 0-0      | .000 | 1-2         | .500  | 1        | 2   | 3   | 7.3 | 3  | 1  | 0   | 1   | 1   | 19  | 13.5 |
| at South Fla.    | 01/30/2019 | *  | 38:00   | 9-14    | .643  | 0-0      | .000 | 1-1         | 1.000 | 5        | 2   | 7   | 7.2 | 2  | 1  | 1   | 3   | 1   | 19  | 13.8 |
| UConn            | 02/02/2019 | *  | 30:00   | 1-7     | .143  | 0-0      | .000 | 2-4         | .500  | 2        | 2   | 4   | 7.1 | 2  | 0  | 1   | 1   | 0   | 4   | 13.3 |
| Wichita St.      | 02/10/2019 | *  | 29:17   | 8-13    | .615  | 0-0      | .000 | 3-5         | .600  | 3        | 6   | 9   | 7.2 | 3  | 3  | 0   | 1   | 0   | 19  | 13.6 |
| at Memphis       | 02/13/2019 | *  | 28:08   | 5-10    | .500  | 0-0      | .000 | 2-2         | 1.000 | 3        | 4   | 7   | 7.2 | 2  | 2  | 0   | 0   | 2   | 12  | 13.5 |
| at Temple        | 02/17/2019 | *  | 37:16   | 6-13    | .462  | 0-0      | .000 | 3-6         | .500  | 1        | 8   | 9   | 7.2 | 2  | 4  | 2   | 4   | 0   | 15  | 13.6 |
| Tulsa            | 02/20/2019 | *  | 27:40   | 3-8     | .375  | 0-0      | .000 | 3-4         | .750  | 3        | 1   | 4   | 7.1 | 2  | 2  | 2   | 0   | 0   | 9   | 13.4 |
| at East Carolina | 02/23/2019 |    | 30:00   | 2-6     | .333  | 0-0      | .000 | 3-4         | .750  | 3        | 1   | 4   | 7.0 | 2  | 1  | 1   | 1   | 1   | 7   | 13.1 |
| South Fla.       | 03/02/2019 | *  | 32:28   | 4-10    | .400  | 0-0      | .000 | 5-5         | 1.000 | 2        | 7   | 9   | 7.1 | 2  | 1  | 1   | 1   | 1   | 13  | 13.1 |
| at Tulane        | 03/04/2019 | *  | 34:00   | 7-11    | .636  | 0-0      | .000 | 4-6         | .667  | 5        | 7   | 12  | 7.2 | 1  | 3  | 4   | 2   | 2   | 18  | 13.3 |
| vs Memphis       | 03/09/2019 | *  | 32:00   | 6-10    | .600  | 0-0      | .000 | 0-0         | .000  | 2        | 6   | 8   | 7.3 | 2  | 3  | 2   | 2   | 1   | 12  | 13.3 |
| vs UCF           | 03/10/2019 | *  | 36:00   | 6-9     | .667  | 0-0      | .000 | 4-4         | 1.000 | 5        | 3   | 8   | 7.3 | 2  | 2  | 0   | 1   | 2   | 16  | 13.4 |
| Youngstown St.   | 03/21/2019 | *  | 23:53   | 3-6     | .500  | 0-0      | .000 | 1-1         | 1.000 | 2        | 4   | 6   | 7.3 | 3  | 4  | 1   | 1   | 0   | 7   | 13.2 |
| Minnesota        | 03/24/2019 | *  | 31:19   | 2-4     | .500  | 0-0      | .000 | 2-2         | 1.000 | 2        | 5   | 7   | 7.2 | 2  | 1  | 0   | 2   | 1   | 6   | 12.9 |
| Butler           | 03/28/2019 | *  | 33:28   | 5-7     | .714  | 0-0      | .000 | 2-2         | 1.000 | 3        | 2   | 5   | 7.2 | 2  | 3  | 1   | 4   | 1   | 12  | 12.9 |
| at TCU           | 03/31/2019 | *  | 34:00   | 6-11    | .545  | 0-0      | .000 | 1-1         | 1.000 | 4        | 4   | 8   | 7.2 | 2  | 4  | 2   | 1   | 0   | 13  | 12.9 |
| Totals           |            | 24 | 1009:54 | 189-313 | .604  | 0-0      | .000 | 74-103      | .718  | 89       | 163 | 252 | 7.2 | 64 | 63 | 49  | 43  | 27  | 452 | 12.9 |

#### Player Averages

| Games Played | Minutes/ game | Points/ game | FG Pct | 3FG Pct | FT Pct | Rebounds/ game | Assists/ game | Turnovers/ game | Assist/Turnover ratio | Steals/ game | Blocks/ game |
|--------------|---------------|--------------|--------|---------|--------|----------------|---------------|-----------------|-----------------------|--------------|--------------|
| 35           | 28.9          | 12.9         | 60.4   | 0.0     | 71.8   | 7.2            | 1.8           | 1.4             | 1.3                   | 0.8          | 1.2          |

### 2019-20 (JUNIOR SEASON)

#### #23 THOMAS, Ilmar'I

| Opponent       | Date       | GS | MIN        | Total   |      |          | 3-Pointers |         |       | Free throws |     |     |      | Rebounds |    |    |    | PF | A   | T/O  | BLK | STL | PTS | AVG |
|----------------|------------|----|------------|---------|------|----------|------------|---------|-------|-------------|-----|-----|------|----------|----|----|----|----|-----|------|-----|-----|-----|-----|
|                |            |    |            | FG-FGA  | PCT  | 3FG-3FGA | PCT        | FT-FTA  | PCT   | OFF         | DEF | TOT | AVG  |          |    |    |    |    |     |      |     |     |     |     |
| Utah           | 11/05/2019 |    | 32:53      | 7-13    | .538 | 0-0      | .000       | 5-6     | .833  | 3           | 5   | 8   | 8.0  | 0        | 1  | 0  | 1  | 0  | 19  | 19.0 |     |     |     |     |
| Saint Louis    | 11/10/2019 | *  | 32:43      | 7-15    | .467 | 0-0      | .000       | 2-2     | 1.000 | 7           | 5   | 12  | 10.0 | 3        | 1  | 0  | 1  | 0  | 16  | 17.5 |     |     |     |     |
| Ohio St.       | 11/13/2019 | *  | 39:01      | 7-19    | .368 | 0-1      | .000       | 11-13   | .846  | 8           | 4   | 12  | 10.7 | 2        | 3  | 4  | 0  | 2  | 25  | 20.0 |     |     |     |     |
| Ball St.       | 11/16/2019 | *  | 32:21      | 6-10    | .600 | 0-0      | .000       | 1-1     | 1.000 | 4           | 5   | 9   | 10.3 | 2        | 1  | 2  | 1  | 0  | 13  | 18.3 |     |     |     |     |
| Chattanooga    | 11/19/2019 | *  | 35:20      | 12-18   | .667 | 0-0      | .000       | 5-7     | .714  | 4           | 3   | 7   | 9.6  | 3        | 3  | 1  | 1  | 0  | 29  | 20.4 |     |     |     |     |
| vs Iowa        | 11/27/2019 | *  | 36:00      | 10-12   | .833 | 0-0      | .000       | 0-0     | .000  | 8           | 5   | 13  | 10.2 | 1        | 1  | 2  | 1  | 0  | 20  | 20.3 |     |     |     |     |
| vs Bucknell    | 11/28/2019 | *  | 29:00      | 3-8     | .375 | 0-2      | .000       | 2-5     | .400  | 2           | 5   | 7   | 9.7  | 1        | 0  | 2  | 0  | 0  | 8   | 18.6 |     |     |     |     |
| at VCU         | 12/05/2019 | *  | 34:41      | 5-8     | .625 | 0-0      | .000       | 6-6     | 1.000 | 1           | 5   | 6   | 9.3  | 3        | 0  | 2  | 0  | 1  | 16  | 18.3 |     |     |     |     |
| Miami (OH)     | 12/08/2019 | *  | 26:02      | 10-14   | .714 | 0-0      | .000       | 4-5     | .800  | 4           | 4   | 8   | 9.1  | 1        | 4  | 2  | 3  | 1  | 24  | 18.9 |     |     |     |     |
| at Xavier      | 12/14/2019 | *  | 36:53      | 9-16    | .563 | 0-0      | .000       | 7-8     | .875  | 3           | 5   | 8   | 9.0  | 3        | 6  | 1  | 2  | 1  | 25  | 19.5 |     |     |     |     |
| Alabama A&M    | 12/17/2019 | *  | 26:37      | 5-11    | .455 | 0-0      | .000       | 6-7     | .857  | 3           | 5   | 8   | 8.9  | 4        | 2  | 4  | 0  | 1  | 16  | 19.2 |     |     |     |     |
| Pittsburgh     | 12/21/2019 | *  | 32:56      | 8-14    | .571 | 0-0      | .000       | 1-1     | 1.000 | 3           | 2   | 5   | 8.6  | 4        | 2  | 2  | 0  | 1  | 17  | 19.0 |     |     |     |     |
| Coppin St.     | 12/30/2019 | *  | 19:23      | 10-15   | .667 | 0-0      | .000       | 1-2     | .500  | 2           | 4   | 6   | 8.4  | 0        | 1  | 1  | 1  | 1  | 21  | 19.2 |     |     |     |     |
| at South Fla.  | 01/05/2020 | *  | 35:47      | 10-14   | .714 | 0-0      | .000       | 3-5     | .600  | 2           | 5   | 7   | 8.3  | 3        | 0  | 6  | 1  | 0  | 23  | 19.4 |     |     |     |     |
| at Memphis     | 01/08/2020 | *  | 37:59      | 8-12    | .667 | 0-0      | .000       | 7-8     | .875  | 2           | 12  | 14  | 8.7  | 1        | 3  | 1  | 0  | 1  | 23  | 19.7 |     |     |     |     |
| UCF            | 01/12/2020 | *  | 36:33      | 12-13   | .923 | 0-0      | .000       | 8-8     | 1.000 | 5           | 3   | 8   | 8.6  | 4        | 2  | 1  | 0  | 0  | 32  | 20.4 |     |     |     |     |
| at Tulane      | 01/18/2020 | *  | 37:19      | 3-10    | .300 | 0-1      | .000       | 6-8     | .750  | 6           | 5   | 11  | 8.8  | 4        | 3  | 2  | 1  | 1  | 12  | 19.9 |     |     |     |     |
| Houston        | 01/22/2020 | *  | 34:25      | 14-22   | .636 | 0-0      | .000       | 7-8     | .875  | 4           | 6   | 10  | 8.8  | 1        | 2  | 1  | 2  | 1  | 35  | 20.8 |     |     |     |     |
| Temple         | 01/26/2020 | *  | 36:41      | 9-11    | .818 | 0-1      | .000       | 1-3     | .333  | 2           | 5   | 7   | 8.7  | 4        | 3  | 3  | 1  | 0  | 19  | 20.7 |     |     |     |     |
| at UConn       | 01/30/2020 | *  | 35:28      | 4-11    | .364 | 0-0      | .000       | 4-4     | 1.000 | 0           | 2   | 2   | 8.4  | 1        | 3  | 0  | 0  | 2  | 12  | 20.3 |     |     |     |     |
| South Fla.     | 02/02/2020 | *  | 32:36      | 3-8     | .375 | 0-0      | .000       | 2-4     | .500  | 3           | 4   | 7   | 8.3  | 2        | 2  | 1  | 0  | 1  | 8   | 19.7 |     |     |     |     |
| at SMU         | 02/08/2020 | *  | 30:13      | 8-12    | .667 | 0-1      | .000       | 3-3     | 1.000 | 5           | 2   | 7   | 8.2  | 2        | 0  | 3  | 2  | 2  | 19  | 19.6 |     |     |     |     |
| Tulsa          | 02/12/2020 | *  | 37:23      | 9-14    | .643 | 0-0      | .000       | 3-3     | 1.000 | 5           | 6   | 11  | 8.4  | 2        | 2  | 1  | 1  | 2  | 21  | 19.7 |     |     |     |     |
| at UCF         | 02/15/2020 | *  | 21:20      | 2-5     | .400 | 0-0      | .000       | 2-2     | 1.000 | 3           | 4   | 7   | 8.3  | 4        | 2  | 3  | 1  | 0  | 6   | 19.1 |     |     |     |     |
| at Houston     | 02/18/2020 | *  | 34:04      | 6-11    | .545 | 0-0      | .000       | 4-8     | .500  | 4           | 9   | 13  | 8.5  | 1        | 2  | 4  | 1  | 0  | 16  | 19.0 |     |     |     |     |
| Tulane         | 02/23/2020 | *  | 33:01      | 9-15    | .600 | 0-0      | .000       | 7-7     | 1.000 | 4           | 1   | 5   | 8.4  | 1        | 5  | 0  | 1  | 1  | 25  | 19.2 |     |     |     |     |
| UConn          | 02/26/2020 | *  | 24:58      | 3-7     | .429 | 0-0      | .000       | 0-0     | .000  | 1           | 2   | 3   | 8.2  | 2        | 2  | 2  | 2  | 0  | 6   | 18.7 |     |     |     |     |
| at Wichita St. | 02/27/2020 | *  | 30:12      | 3-10    | .300 | 0-0      | .000       | 3-3     | 1.000 | 1           | 2   | 3   | 8.0  | 1        | 1  | 1  | 1  | 1  | 7   | 18.7 |     |     |     |     |
| East Carolina  | 03/02/2020 | *  | 26:20      | 3-6     | .500 | 0-0      | .000       | 1-1     | 1.000 | 2           | 5   | 7   | 8.0  | 3        | 2  | 1  | 1  | 1  | 7   | 18.7 |     |     |     |     |
| vs Memphis     | 03/07/2020 | *  | 26:37      | 8-10    | .800 | 0-1      | .000       | 1-1     | 1.000 | 2           | 2   | 4   | 7.9  | 2        | 3  | 2  | 1  | 1  | 17  | 18.6 |     |     |     |     |
| vs UCF         | 03/08/2020 | *  | 37:09      | 7-10    | .700 | 0-0      | .000       | 7-9     | .778  | 7           | 1   | 8   | 7.9  | 2        | 0  | 3  | 1  | 2  | 17  | 18.7 |     |     |     |     |
| vs UConn       | 03/09/2020 | *  | 37:37      | 6-13    | .462 | 0-0      | .000       | 2-2     | 1.000 | 4           | 1   | 5   | 7.8  | 2        | 0  | 1  | 0  | 1  | 14  | 18.6 |     |     |     |     |
| Totals         |            |    | 31 1039:21 | 236:395 | .597 | 0-7      | .000       | 122:152 | .803  | 115         | 135 | 250 | 7.8  | 68       | 66 | 25 | 35 | 22 | 594 | 18.6 |     |     |     |     |



# #33 SOFIA GRITZALI

GUARD • 5-6 • SOPHOMORE • THESSALONIKI, GREECE/HELLENIC COLLEGE OF THESSALONIKI

**2020-21 Season (Sophomore):** Grabbed five rebounds and handed out four assists at Temple (1/13) ... made her first collegiate start, scoring seven points with four rebounds and three steals vs. Tulane (1/9) ... made her first 3-pointer of the season at Wichita State (1/2) ... scored seven points with three rebounds and three assists against ECU (12/20) ... tallied a point, two rebounds and a steal in nine minutes against Marquette (12/10) ... grabbed one rebound in four minutes against NKU (11/25).

**2019-20 Season (Freshman):** Played in eight games as a reserve, averaging 1.6 points, 1.6 rebounds in 5.8 minutes ... score four points in eight minutes against Ball State (11/16) in the season opener ... grabbed five rebounds in 12 minutes against Alabama A&M (12/17) ... pulled down three rebounds against Coppin State (12/30).

**Prior to Cincinnati:** Guided Hellenic College of Thessaloniki to three-straight northern Greece championships, two national high school championship runner-up finishes, and a national title as a junior ... led her team in scoring throughout her high school career ... played on multiple championship teams at the club level with Aris Basketball Club of the northern Greek league where she was the leading scorer four consecutive years and set all-time and single-game (59 points) scoring records ... played for the Greek national team for three seasons ... Represented Greece with the national high school team at the world high school championship in 2019.

**Personal:** Born Mar. 13, 2001 in Thessaloniki, Greece ... daughter of Margarita Stefanidou and Panagiotis Gritzali ... has one sister, Eleftheria Gritzali ... right-handed.

## SEASON & CAREER STATISTICS

| 2020-21 Season                  |             | Career                                |
|---------------------------------|-------------|---------------------------------------|
| 7, 2x (last vs. Tulane, 1/9/21) | Pts         | 7, 2x (last vs. Tulane, 1/9/21)       |
| 4 vs. Tulane, 1/9/21            | FG Atts     | 4 vs. Tulane, 1/9/21                  |
| 2 vs. Tulane, 1/9/21            | FG Made     | 2, 2x (last vs. Tulane, 1/9/21)       |
| 2 vs. Tulane, 1/9/21            | 3PT-FG Atts | 2 vs. Tulane, 1/9/21                  |
| 1 at Wichita State, 1/2/21      | 3PT-FG Made | 1, 2x (last at Wichita State, 1/2/21) |
| 5 vs. ECU, 12/20/20             | FT Atts     | 2, 5x (last vs. Marquette, 12/10/20)  |
| 5 vs. ECU, 12/20/20             | FT Made     | 2 vs. East Carolina, 3/2/20           |
| 5 at Temple, 1/13/21            | Rebs        | 5, 2x (last at Temple, 1/13/21)       |
| 4 at Temple, 1/13/21            | Assts       | 4 at Temple, 1/13/21                  |
| 3 vs. Tulane, 1/9/21            | Stls        | 3 vs. Tulane, 1/9/21                  |
| 0                               | Blks        | 0                                     |
| 30 vs. Tulane, 1/9/21           | Mins        | 30 vs. Tulane, 1/9/21                 |

## MISCELLANEOUS STATISTICS

| CATEGORY                       | 2019-20 | 2020-21 | CAREER |
|--------------------------------|---------|---------|--------|
| Double-Figure Scoring Games    | 0       | 0       | 0      |
| Double-Figure Rebounding Games | 0       | 0       | 0      |
| Double-Double Games            | 0       | 0       | 0      |
| 20-Point Scoring Games         | 0       | 0       | 0      |
| Games Led Team in Scoring      | 0       | 0       | 0      |
| Games Led Team in Rebounding   | 0       | 0       | 0      |
| Games Led Team in Assists      | 0       | 0       | 0      |
| Games With 3+ Assists          | 0       | 1       | 1      |
| Games With 3+ Blocks           | 0       | 0       | 0      |
| Games With 3+ Steals           | 0       | 1       | 1      |
| Games With 3+ 3-Pointers       | 0       | 0       | 0      |

## GAME-BY-GAME STATISTICS

### 2020-21 (SOPHOMORE SEASON)

#### #33 GRITZALI, Sofia

| Opponent         | Date       | GS | MIN      | Total  |       | 3-Pointers |       | Free throws |       | Rebounds |     | PF  | A   | T/O | BLK | STL | PTS | AVG      |
|------------------|------------|----|----------|--------|-------|------------|-------|-------------|-------|----------|-----|-----|-----|-----|-----|-----|-----|----------|
|                  |            |    |          | FG-FGA | PCT   | 3FG-3FGA   | PCT   | FT-FTA      | PCT   | OFF      | DEF | TOT | AVG |     |     |     |     |          |
| Northern Ky.     | 11/25/2020 |    | 03:56    | 0-0    | .000  | 0-0        | .000  | 0-2         | .000  | 0        | 1   | 1   | 1.0 | 1   | 0   | 0   | 0   | 0.0      |
| at Florida       | 12/05/2020 |    | 06:47    | 0-1    | .000  | 0-0        | .000  | 0-0         | .000  | 0        | 1   | 1   | 1.0 | 0   | 0   | 0   | 0   | 0.0      |
| Marquette        | 12/10/2020 |    | 09:19    | 0-2    | .000  | 0-0        | .000  | 1-2         | .500  | 1        | 1   | 2   | 1.3 | 2   | 0   | 1   | 1   | 0.3      |
| at Central Mich. | 12/12/2020 |    | 04:46    | 0-1    | .000  | 0-1        | .000  | 0-0         | .000  | 0        | 0   | 0   | 1.0 | 0   | 0   | 0   | 0   | 0.3      |
| East Carolina    | 12/20/2020 |    | 13:08    | 1-3    | .333  | 0-0        | .000  | 5-5         | 1.000 | 0        | 3   | 3   | 1.4 | 3   | 3   | 0   | 1   | 1.6      |
| South Fla.       | 12/22/2020 |    | 09:49    | 0-3    | .000  | 0-1        | .000  | 2-2         | 1.000 | 1        | 0   | 1   | 1.3 | 2   | 0   | 0   | 2   | 1.7      |
| at Wichita St.   | 01/02/2021 |    | 09:09    | 1-1    | 1.000 | 1-1        | 1.000 | 0-0         | .000  | 0        | 1   | 1   | 1.3 | 0   | 0   | 2   | 1   | 1.9      |
| Tulsa            | 01/06/2021 |    | 22:04    | 0-2    | .000  | 0-0        | .000  | 0-0         | .000  | 0        | 0   | 0   | 1.1 | 3   | 2   | 1   | 0   | 1.6      |
| Tulane           | 01/09/2021 | *  | 30:33    | 2-4    | .500  | 0-2        | .000  | 3-4         | .750  | 1        | 3   | 4   | 1.4 | 4   | 2   | 0   | 3   | 2.2      |
| at Temple        | 01/13/2021 | *  | 18:30    | 1-2    | .500  | 0-1        | .000  | 0-0         | .000  | 0        | 5   | 5   | 1.8 | 1   | 4   | 3   | 0   | 2.2      |
| Totals           |            |    | 2 128:02 | 5-19   | .263  | 1-6        | .167  | 11-15       | .733  | 3        | 15  | 18  | 1.8 | 16  | 11  | 7   | 0   | 6 22 2.2 |

#### Player Averages

| Games Played | Minutes/game | Points/game | FG Pct | 3FG Pct | FT Pct | Rebounds/game | Assists/game | Turnovers/game | Assist/Turnover ratio | Steals/game | Blocks/game |
|--------------|--------------|-------------|--------|---------|--------|---------------|--------------|----------------|-----------------------|-------------|-------------|
| 10           | 12.8         | 2.2         | 26.3   | 16.7    | 73.3   | 1.8           | 1.1          | 0.7            | 1.6                   | 0.6         | 0.0         |

### 2019-20 (FRESHMAN SEASON)

#### #33 GRITZALI, Sofia

| Opponent      | Date       | GS | MIN     | Total  |       | 3-Pointers |       | Free throws |       | Rebounds |     |     |     | PF | A | T/O | BLK | STL | PTS  | AVG   |
|---------------|------------|----|---------|--------|-------|------------|-------|-------------|-------|----------|-----|-----|-----|----|---|-----|-----|-----|------|-------|
|               |            |    |         | FG-FGA | PCT   | 3FG-3FGA   | PCT   | FT-FTA      | PCT   | OFF      | DEF | TOT | AVG |    |   |     |     |     |      |       |
| Ball St.      | 11/16/2019 |    | 07:39   | 2-2    | 1.000 | 0-0        | .000  | 0-0         | .000  | 0        | 1   | 1   | 1.0 | 2  | 0 | 0   | 0   | 0   | 4    | 4.0   |
| Miami (OH)    | 12/08/2019 |    | 02:54   | 1-1    | 1.000 | 1-1        | 1.000 | 0-0         | .000  | 0        | 1   | 1   | 1.0 | 0  | 0 | 1   | 0   | 0   | 3    | 3.5   |
| Alabama A&M   | 12/17/2019 |    | 11:55   | 0-1    | .000  | 0-0        | .000  | 1-2         | .500  | 3        | 2   | 5   | 2.3 | 3  | 1 | 2   | 0   | 1   | 1    | 2.7   |
| Pittsburgh    | 12/21/2019 |    | 07:14   | 0-2    | .000  | 0-0        | .000  | 0-0         | .000  | 0        | 1   | 1   | 2.3 | 1  | 0 | 0   | 0   | 0   | 0    | 2.0   |
| Coppin St.    | 12/30/2019 |    | 08:01   | 0-0    | .000  | 0-0        | .000  | 1-2         | .500  | 1        | 2   | 3   | 2.4 | 0  | 1 | 0   | 0   | 1   | 1    | 1.8   |
| Tulsa         | 02/12/2020 |    | 02:17   | 0-0    | .000  | 0-0        | .000  | 0-0         | .000  | 1        | 0   | 1   | 2.2 | 0  | 0 | 0   | 0   | 0   | 0    | 1.5   |
| East Carolina | 03/02/2020 |    | 01:21   | 0-0    | .000  | 0-0        | .000  | 2-2         | 1.000 | 0        | 0   | 0   | 1.9 | 0  | 0 | 0   | 0   | 0   | 0    | 2 1.6 |
| vs Memphis    | 03/07/2020 |    | 03:02   | 1-1    | 1.000 | 0-0        | .000  | 0-0         | .000  | 0        | 0   | 0   | 1.6 | 0  | 0 | 1   | 0   | 0   | 2    | 1.6   |
| Totals        |            |    | 0 44:23 | 4-7    | .571  | 1-1        | 1.000 | 4-6         | .667  | 6        | 7   | 13  | 1.6 | 6  | 2 | 4   | 0   | 0   | 2 13 | 1.6   |

#### Player Averages

| Games Played | Minutes/game | Points/game | FG Pct | 3FG Pct | FT Pct | Rebounds/game | Assists/game | Turnovers/game | Assist/Turnover ratio | Steals/game | Blocks/game |
|--------------|--------------|-------------|--------|---------|--------|---------------|--------------|----------------|-----------------------|-------------|-------------|
| 8            | 5.5          | 1.6         | 57.1   | 100.0   | 66.7   | 1.6           | 0.3          | 0.5            | 0.5                   | 0.3         | 0.0         |

## CAREER STATISTICS

### GRITZALI, Sofia

|         |      |       |          | Field Goals |      | 3-Point |       | F-Throws |      | Rebounds |     |     |     |       |     |    |     |     |     | Scoring |  |
|---------|------|-------|----------|-------------|------|---------|-------|----------|------|----------|-----|-----|-----|-------|-----|----|-----|-----|-----|---------|--|
| SEASON  | TEAM | GP-GS | MIN/AVG  | FG-FGA      | FG%  | 3FG-FGA | 3FG%  | FT-FTA   | FT%  | OFF      | DEF | TOT | AVG | PF-FO | AST | TO | BLK | STL | PTS | AVG     |  |
| 2019-20 | UC   | 8-0   | 44/5.5   | 4-7         | .571 | 1-1     | 1.000 | 4-6      | .667 | 6        | 7   | 13  | 1.6 | 6-0   | 2   | 4  | 0   | 2   | 13  | 1.6     |  |
| 2020-21 | UC   | 10-2  | 128/12.8 | 5-19        | .263 | 1-6     | .167  | 11-15    | .733 | 3        | 15  | 18  | 1.8 | 16-0  | 11  | 7  | 0   | 6   | 22  | 2.2     |  |
| TOTAL   |      | 18-2  | 172/9.6  | 9-26        | .346 | 2-7     | .286  | 15-21    | .714 | 9        | 22  | 31  | 1.7 | 22-0  | 13  | 11 | 0   | 8   | 35  | 1.9     |  |





# #50 NESMA KHALIFA

CENTER • 6-4 • JUNIOR • ALEXANDRIA, EGYPT/KGC KAWMYA GIRLS COLLEGE

**2020-21 Season (Junior):** Scored a basket and grabbed a rebound against ECU (12/20) ... grabbed a rebound in one minute of action vs. NKU (11/26).

**2019-20 Season (Sophomore):** Played in 29 games with two starts, averaging 1.0 point and 0.8 rebounds in 5.4 minutes ... posted six points and three rebounds in nine minutes against Miami [Ohio] (12/8) ... grabbed six rebounds with two blocks in 11 minutes against Bucknell (11/28) ... tallied five points, including a 3-pointer in four minutes against Houston (1/22).

**Prior to Cincinnati:** Played in 25 games with eight starts at Tallahassee Community College in 2018-19, averaging 2.9 points and 1.8 rebounds in 8.1 minutes ... tallied 11 points and pulled down eight rebounds vs. Frederick Community College ... totaled a season-best 13 points vs. Hostos Community College ... named all-academic by both the Florida College System Activities Association and the Panhandle Conference ... a graduate of the NBA Academy Women's Program ... competed with the Egyptian National Team as part of the FIBA U19 Women's Basketball World Cup ... won five gold medals, two Gold Arab championships, and a second-place finish in the African Championship ... tabbed Best Center in Africa in 2018.

**Personal:** Born Jan. 1, 1999 in Alexandria, Egypt ... daughter of Samya Mohamed and Abdelrahman Aly ... has one brother, Aly Khalifa ... her brother, Aly Khalifa, plays at UNC-Charlotte ... right-handed.

## SEASON & CAREER STATISTICS

| 2019-20 Season                 |             | Career                            |
|--------------------------------|-------------|-----------------------------------|
| 2 vs. ECU, 12/20/20            | Pts         | 6 vs. Miami (Ohio), 12/8/19       |
| 3 vs. ECU, 12/20/20            | FG Atts     | 6 vs. Coppin State, 12/30/19      |
| 1 vs. ECU, 12/20/20            | FG Made     | 3 vs. Miami (Ohio), 12/8/19       |
| 1, 5x (last vs. USF, 12/22/20) | 3PT-FG Atts | 2, 2x (last vs. UConn, 3/9/20)    |
| 0                              | 3PT-FG Made | 1, 2x (last vs. Memphis, 3/7/20)  |
| 0                              | FT Atts     | 2 vs. East Carolina, 3/2/20       |
| 0                              | FT Made     | 1 vs. East Carolina, 3/2/20       |
| 1, 3x (last vs. ECU, 12/20/20) | Rebs        | 6 vs. Bucknell, 11/28/19          |
| 0                              | Assts       | 2 at Xavier, 12/14/19             |
| 0                              | Stls        | 1, 2x (last vs. UCF, 1/12/20)     |
| 1 at Florida, 12/5/20          | Blks        | 2, 3x (last vs. Memphis, 3/7/20)  |
| 8 vs. USF, 12/22/20            | Mins        | 13, 3x (last vs. Memphis, 3/7/20) |

## MISCELLANEOUS STATISTICS

| CATEGORY                       | 2019-20 | 2020-21 | CAREER |
|--------------------------------|---------|---------|--------|
| Double-Figure Scoring Games    | 0       | 0       | 0      |
| Double-Figure Rebounding Games | 0       | 0       | 0      |
| Double-Double Games            | 0       | 0       | 0      |
| 20-Point Scoring Games         | 0       | 0       | 0      |
| Games Led Team in Scoring      | 0       | 0       | 0      |
| Games Led Team in Rebounding   | 0       | 0       | 0      |
| Games Led Team in Assists      | 0       | 0       | 0      |
| Games With 3+ Assists          | 0       | 0       | 0      |
| Games With 3+ Blocks           | 0       | 0       | 0      |
| Games With 3+ Steals           | 0       | 0       | 0      |
| Games With 3+ 3-Pointers       | 0       | 0       | 0      |

## GAME-BY-GAME STATISTICS

### 2020-21 (SOPHOMORE SEASON)

#### #50 KHALIFA, Nesma

| Opponent      | Date       | GS       | MIN          | Total FG-FGA | PCT         | 3-Pointers 3FG-FGA | PCT         | Free throws FT-FTA | PCT         | Rebounds OFF DEF TOT AVG | PF       | A        | T/O        | BLK      | STL      | PTS      | AVG        |
|---------------|------------|----------|--------------|--------------|-------------|--------------------|-------------|--------------------|-------------|--------------------------|----------|----------|------------|----------|----------|----------|------------|
| Northern Ky.  | 11/25/2020 | 01:20    | 0-1          | .000         | 0-1         | .000               | 0-0         | .000               | 0           | 1                        | 1        | 1.0      | 0          | 0        | 0        | 0        | 0.0        |
| at Florida    | 12/05/2020 | 05:51    | 0-1          | .000         | 0-1         | .000               | 0-0         | .000               | 0           | 1                        | 1        | 1.0      | 0          | 0        | 1        | 0        | 0.0        |
| Marquette     | 12/10/2020 | 02:55    | 0-2          | .000         | 0-1         | .000               | 0-0         | .000               | 0           | 0                        | 0        | 0.7      | 0          | 0        | 0        | 0        | 0.0        |
| East Carolina | 12/20/2020 | 05:12    | 1-3          | .333         | 0-1         | .000               | 0-0         | .000               | 1           | 0                        | 1        | 0.8      | 2          | 0        | 1        | 0        | 2.5        |
| South Fla.    | 12/22/2020 | 07:53    | 0-1          | .000         | 0-1         | .000               | 0-0         | .000               | 0           | 0                        | 0        | 0.6      | 2          | 0        | 1        | 0        | 0.4        |
| <b>Totals</b> |            | <b>0</b> | <b>23:11</b> | <b>1-8</b>   | <b>.125</b> | <b>0-5</b>         | <b>.000</b> | <b>0-0</b>         | <b>.000</b> | <b>1</b>                 | <b>2</b> | <b>3</b> | <b>0.6</b> | <b>4</b> | <b>0</b> | <b>2</b> | <b>0.4</b> |

#### Player Averages

| Games Played | Minutes/game | Points/game | FG Pct | 3FG Pct | FT Pct | Rebounds/game | Assists/game | Turnovers/game | Assist/Turnover ratio | Steals/game | Blocks/game |
|--------------|--------------|-------------|--------|---------|--------|---------------|--------------|----------------|-----------------------|-------------|-------------|
| 5            | 4.6          | 0.4         | 12.5   | 0.0     | 0.0    | 0.6           | 0.0          | 0.4            | 0.0                   | 0.0         | 0.2         |

### 2019-20 (SOPHOMORE SEASON)

#### #50 KHALIFA, Nesma

| Opponent       | Date       | GS | MIN      | Total  |       | 3-Pointers |       | Free throws |      | Rebounds |     |     |     | PF | A | T/O | BLK | STL | PTS | AVG |
|----------------|------------|----|----------|--------|-------|------------|-------|-------------|------|----------|-----|-----|-----|----|---|-----|-----|-----|-----|-----|
|                |            |    |          | FG-FGA | PCT   | 3FG-FGA    | PCT   | FT-FTA      | PCT  | OFF      | DEF | TOT | AVG |    |   |     |     |     |     |     |
| Utah           | 11/05/2019 | *  | 05:03    | 0-0    | .000  | 0-0        | .000  | 0-0         | .000 | 0        | 0   | 0   | 0.0 | 0  | 1 | 0   | 0   | 0   | 0   | 0.0 |
| Saint Louis    | 11/10/2019 |    | 05:51    | 0-1    | .000  | 0-0        | .000  | 0-0         | .000 | 0        | 1   | 1   | 1.0 | 2  | 1 | 0   | 0   | 0   | 0   | 0.0 |
| Ohio St.       | 11/13/2019 |    | 02:40    | 0-1    | .000  | 0-1        | .000  | 0-0         | .000 | 0        | 0   | 0   | 0.3 | 0  | 0 | 0   | 0   | 0   | 0   | 0.0 |
| Ball St.       | 11/16/2019 |    | 07:39    | 1-1    | 1.000 | 0-0        | .000  | 0-0         | .000 | 1        | 1   | 2   | 2.0 | 1  | 0 | 1   | 2   | 0   | 2   | 0.0 |
| Chattanooga    | 11/19/2019 |    | 04:14    | 0-0    | .000  | 0-0        | .000  | 0-0         | .000 | 0        | 0   | 0   | 0.6 | 2  | 0 | 0   | 0   | 0   | 0   | 0.4 |
| vs Iowa        | 11/27/2019 |    | 01:00    | 0-0    | .000  | 0-0        | .000  | 0-0         | .000 | 0        | 0   | 0   | 0.5 | 0  | 0 | 1   | 0   | 0   | 0   | 0.3 |
| vs Bucknell    | 11/28/2019 |    | 11:00    | 1-3    | .333  | 0-1        | .000  | 0-0         | .000 | 1        | 5   | 6   | 1.3 | 1  | 1 | 0   | 2   | 0   | 2   | 0.6 |
| at VCU         | 12/05/2019 |    | 05:08    | 0-0    | .000  | 0-0        | .000  | 0-0         | .000 | 0        | 0   | 1   | 1.1 | 2  | 0 | 0   | 0   | 0   | 0   | 0.5 |
| Miami (OH)     | 12/08/2019 |    | 09:16    | 3-3    | 1.000 | 0-0        | .000  | 0-1         | .000 | 0        | 3   | 3   | 3.3 | 3  | 0 | 1   | 1   | 1   | 6   | 1.1 |
| at Xavier      | 12/14/2019 | *  | 12:41    | 2-4    | .500  | 0-1        | .000  | 0-0         | .000 | 0        | 0   | 1   | 1.2 | 0  | 2 | 0   | 0   | 0   | 4   | 1.4 |
| Alabama A&M    | 12/17/2019 |    | 05:56    | 0-0    | .000  | 0-0        | .000  | 0-0         | .000 | 0        | 0   | 0   | 1.1 | 1  | 0 | 0   | 0   | 0   | 0   | 1.3 |
| Pittsburgh     | 12/21/2019 |    | 04:43    | 0-0    | .000  | 0-0        | .000  | 0-0         | .000 | 0        | 1   | 1   | 1.1 | 1  | 0 | 0   | 0   | 0   | 0   | 1.2 |
| Coppin St.     | 12/30/2019 |    | 13:05    | 2-6    | .333  | 0-0        | .000  | 0-0         | .000 | 1        | 2   | 3   | 3.2 | 0  | 1 | 1   | 0   | 0   | 4   | 1.4 |
| at South Fla.  | 01/05/2020 |    | 02:52    | 0-0    | .000  | 0-0        | .000  | 0-0         | .000 | 0        | 0   | 0   | 1.1 | 0  | 1 | 0   | 0   | 0   | 0   | 1.3 |
| at Memphis     | 01/08/2020 |    | 04:26    | 0-1    | .000  | 0-0        | .000  | 0-0         | .000 | 0        | 0   | 0   | 1.1 | 0  | 2 | 0   | 0   | 0   | 0   | 1.2 |
| UCF            | 01/12/2020 |    | 01:08    | 0-1    | .000  | 0-0        | .000  | 0-0         | .000 | 0        | 0   | 1   | 1.0 | 0  | 0 | 0   | 0   | 1   | 0   | 1.1 |
| Houston        | 01/22/2020 |    | 05:58    | 2-2    | 1.000 | 1-1        | 1.000 | 0-0         | .000 | 0        | 0   | 0   | 0.9 | 0  | 0 | 0   | 0   | 0   | 5   | 1.4 |
| Temple         | 01/26/2020 |    | 01:29    | 0-0    | .000  | 0-0        | .000  | 0-0         | .000 | 0        | 1   | 1   | 0.9 | 0  | 0 | 0   | 0   | 0   | 0   | 1.3 |
| South Fla.     | 02/02/2020 |    | 02:07    | 0-1    | .000  | 0-1        | .000  | 0-0         | .000 | 0        | 0   | 0   | 0.9 | 0  | 0 | 0   | 0   | 0   | 0   | 1.2 |
| at SMU         | 02/08/2020 |    | 03:43    | 1-2    | .500  | 0-1        | .000  | 0-0         | .000 | 0        | 0   | 0   | 0.9 | 0  | 0 | 0   | 0   | 0   | 2   | 1.3 |
| Tulsa          | 02/12/2020 |    | 07:53    | 0-2    | .000  | 0-1        | .000  | 0-0         | .000 | 0        | 1   | 1   | 0.9 | 1  | 1 | 0   | 1   | 0   | 0   | 1.2 |
| at Houston     | 02/18/2020 |    | 01:13    | 0-0    | .000  | 0-0        | .000  | 0-0         | .000 | 0        | 0   | 0   | 0.8 | 0  | 0 | 0   | 0   | 0   | 0   | 1.1 |
| Tulane         | 02/23/2020 |    | 04:11    | 0-0    | .000  | 0-0        | .000  | 0-0         | .000 | 0        | 1   | 1   | 0.8 | 0  | 0 | 0   | 0   | 0   | 0   | 1.1 |
| UConn          | 02/26/2020 |    | 07:13    | 0-1    | .000  | 0-1        | .000  | 0-0         | .000 | 0        | 1   | 1   | 0.8 | 0  | 0 | 0   | 0   | 0   | 0   | 1.0 |
| at Wichita St. | 02/29/2020 |    | 02:01    | 0-0    | .000  | 0-0        | .000  | 0-0         | .000 | 0        | 0   | 0   | 0.8 | 0  | 0 | 0   | 0   | 0   | 0   | 1.0 |
| East Carolina  | 03/02/2020 |    | 08:52    | 0-0    | .000  | 0-0        | .000  | 1-2         | .500 | 0        | 1   | 1   | 0.8 | 1  | 0 | 2   | 0   | 0   | 1   | 1.0 |
| vs Memphis     | 03/07/2020 |    | 12:46    | 1-3    | .333  | 1-2        | .500  | 0-0         | .000 | 1        | 2   | 3   | 3.9 | 4  | 0 | 2   | 0   | 3   | 1   | 1.1 |
| vs UCF         | 03/08/2020 |    | 01:09    | 0-0    | .000  | 0-0        | .000  | 0-0         | .000 | 0        | 0   | 0   | 0.9 | 1  | 0 | 0   | 0   | 0   | 0   | 1.0 |
| vs UConn       | 03/09/2020 |    | 01:10    | 0-2    | .000  | 0-2        | .000  | 0-0         | .000 | 0        | 0   | 0   | 0.8 | 1  | 0 | 0   | 0   | 0   | 0   | 1.0 |
| Totals         |            |    | 2 156:27 | 13-34  | .382  | 2-12       | .167  | 1-3         | .333 | 4        | 20  | 24  | 0.8 | 22 | 9 | 8   | 2   | 29  | 1.0 |     |

#### Player Averages

| Games Played | Minutes/game | Points/game | FG Pct | 3FG Pct | FT Pct | Rebounds/game | Assists/game | Turnovers/game | Assist/Turnover ratio | Steals/game | Blocks/game |
|--------------|--------------|-------------|--------|---------|--------|---------------|--------------|----------------|-----------------------|-------------|-------------|
| 29           | 5.4          | 1.0         | 38.2   | 16.7    | 33.3   | 0.8           | 0.3          | 0.3            | 0.9                   | 0.1         | 0.3         |

## CAREER STATISTICS

### KHALIFA, Nesma

|         |      |       |         | Field Goals |      | 3-Point |      | F-Throws |      | Rebounds |     |     |     |       |     |    |     |     |     | Scoring |  |
|---------|------|-------|---------|-------------|------|---------|------|----------|------|----------|-----|-----|-----|-------|-----|----|-----|-----|-----|---------|--|
| SEASON  | TEAM | GP-GS | MIN/AVG | FG-FGA      | FG%  | 3FG-FGA | 3FG% | FT-FTA   | FT%  | OFF      | DEF | TOT | AVG | PF-FO | AST | TO | BLK | STL | PTS | AVG     |  |
| 2019-20 | UC   | 29-2  | 156/5.4 | 13-34       | .382 | 2-12    | .167 | 1-3      | .333 | 4        | 20  | 24  | 0.8 | 22-0  | 8   | 9  | 8   | 2   | 29  | 1.0     |  |
| 2020-21 | UC   | 5-0   | 23/4.6  | 1-8         | .125 | 0-5     | .000 | 0-0      | .000 | 1        | 2   | 3   | 0.6 | 4-0   | 0   | 2  | 1   | 0   | 2   | 0.4     |  |
| TOTAL   |      | 34-2  | 180/5.3 | 14-42       | .333 | 2-17    | .118 | 1-3      | .333 | 5        | 22  | 27  | 0.8 | 26-0  | 8   | 11 | 9   | 2   | 31  | 0.9     |  |

# 2020-21 BOX SCORES

## GAME 1 • NOV. 25, 2020 NKU (67) AT CINCINNATI (73) OT FIFTH THIRD ARENA (CINCINNATI, OHIO)



Official Basketball Box Score - Final  
Northern Ky. at Cincinnati  
11/25/20 Fifth Third Arena, Cincinnati  
2020-21 Women's Basketball

Game Time: 6:00 PM  
Game Duration: 2:14  
Attendance: 57

Officials: Ron Fessler, Darnica Masher, Kiera Negrin

Northern Ky. - 67

Record: 0-1

| NO. Name          | Min   | FG<br>M-A | 3P<br>M-A | FT<br>M-A | Rebounds<br>OR DR TOT | Fouls<br>PF FO | TP | AS | TO | ST | Blocks<br>BS BA | +/- |
|-------------------|-------|-----------|-----------|-----------|-----------------------|----------------|----|----|----|----|-----------------|-----|
| 23 Kailey Coffey  | 29:23 | 0-1       | 0-0       | 2-4       | 4 4 8                 | 5 5            | 2  | 0  | 0  | 1  | 0               | -6  |
| 20 Emmry Souder   | 37:11 | 4-8       | 0-1       | 2-4       | 1 6 7                 | 2 3            | 10 | 0  | 4  | 0  | 0               | -5  |
| 2 Ivy Turner      | 34:39 | 4-12      | 0-1       | 1-1       | 1 3 4                 | 1 2            | 9  | 4  | 2  | 1  | 0               | 1   |
| 12 Carissa Garcia | 24:10 | 3-9       | 0-3       | 2-2       | 1 3 4                 | 3 3            | 8  | 1  | 2  | 0  | 0               | -7  |
| 25 Ally Nece      | 34:53 | 7-14      | 1-4       | 2-2       | 1 0 1                 | 3 2            | 17 | 2  | 5  | 0  | 0               | 1   |
| 5 Lindsey Duvall  | 17:46 | 4-6       | 0-1       | 5-6       | 0 2 2                 | 0 3            | 13 | 0  | 3  | 0  | 0               | -4  |
| 10 Grayson Rose   | 25:38 | 3-8       | 2-4       | 0-2       | 2 1 3                 | 1 2            | 8  | 1  | 0  | 0  | 2               | -11 |
| 33 Ellie Taylor   | 17:25 | 0-1       | 0-0       | 0-2       | 0 3 3                 | 2 3            | 0  | 0  | 1  | 0  | 0               | -1  |
| 21 Tayah Ivin     | 01:49 | 0-0       | 0-0       | 0-0       | 0 0 0                 | 0 0            | 0  | 0  | 0  | 0  | 0               | -4  |
| 32 Janna Lewis    | 02:06 | 0-0       | 0-0       | 0-0       | 0 0 0                 | 0 0            | 0  | 0  | 0  | 0  | 0               | -4  |
| Team              |       |           |           |           | 2 1 3                 |                | 0  | 3  |    |    |                 |     |
| Totals            | 25:59 | 3-14      | 14-23     | 12 23 35  | 17 23                 | 67             | 10 | 20 | 1  | 3  | 6               | -6  |

Technical Fouls: NONE

| Shooting By Period | 1st FG%     | 2nd FG% | 3rd FG% | 4th FG% | OT FG% |
|--------------------|-------------|---------|---------|---------|--------|
| 1st FG%            | 4-13 30.8%  |         |         |         |        |
| 3PT%               | 0-2 0.0%    |         |         |         |        |
| FT%                | 3-4 75.0%   |         |         |         |        |
| 2nd FG%            | 6-15 40.0%  |         |         |         |        |
| 3PT%               | 1-3 33.3%   |         |         |         |        |
| FT%                | 2-3 66.7%   |         |         |         |        |
| 3rd FG%            | 7-12 58.3%  |         |         |         |        |
| 3PT%               | 1-4 25.0%   |         |         |         |        |
| FT%                | 3-4 75.0%   |         |         |         |        |
| 4th FG%            | 3-11 27.3%  |         |         |         |        |
| 3PT%               | 1-4 25.0%   |         |         |         |        |
| FT%                | 5-8 62.5%   |         |         |         |        |
| OT FG%             | 5-8 62.5%   |         |         |         |        |
| 3PT%               | 0-1 0.0%    |         |         |         |        |
| FT%                | 1-4 25%     |         |         |         |        |
| GM FG%             | 25-59 42.4% |         |         |         |        |
| 3PT%               | 3-14 21.4%  |         |         |         |        |
| FT%                | 14-23 60.9% |         |         |         |        |

Dead Ball Rebounds: 7, 1

Cincinnati - 73

Record: 1-0

| NO. Name          | Min   | FG<br>M-A | 3P<br>M-A | FT<br>M-A | Rebounds<br>OR DR TOT | Fouls<br>PF FO | TP | AS | TO | ST | Blocks<br>BS BA | +/- |
|-------------------|-------|-----------|-----------|-----------|-----------------------|----------------|----|----|----|----|-----------------|-----|
| 15 Arame Niang    | 26:48 | 4-8       | 0-3       | 5-5       | 0 3 3                 | 5 4            | 13 | 3  | 0  | 2  | 1               | 0   |
| 23 Ilmarl Thomas  | 44:02 | 14-23     | 1-3       | 5-6       | 2 5 7                 | 1 5            | 34 | 6  | 3  | 0  | 1               | 2   |
| 2 Destiny Haymer  | 35:53 | 3-5       | 1-3       | 0-2       | 0 1 1                 | 4 2            | 7  | 3  | 6  | 3  | 1               | 0   |
| 14 Addaya Moore   | 37:55 | 3-7       | 0-1       | 2-3       | 3 3 6                 | 2 2            | 8  | 3  | 1  | 4  | 1               | 0   |
| 21 Milan Schimmel | 32:45 | 2-8       | 2-5       | 2-2       | 0 3 3                 | 1 1            | 8  | 0  | 4  | 0  | 0               | 9   |
| 20 Jillian Hayes  | 23:44 | 0-3       | 0-1       | 0-0       | 4 4 5                 | 0 0            | 2  | 2  | 1  | 1  | 0               | -8  |
| 10 Jadyan Scott   | 14:41 | 0-1       | 0-0       | 3-4       | 1 2 3                 | 2 2            | 3  | 1  | 1  | 1  | 1               | 9   |
| 1 Caitlyn Wilson  | 03:56 | 0-1       | 0-1       | 0-0       | 0 0 0                 | 2 0            | 0  | 0  | 0  | 0  | 0               | -6  |
| 50 Nesma Khalifa  | 01:20 | 0-1       | 0-1       | 0-0       | 0 1 1                 | 0 0            | 0  | 0  | 0  | 0  | 0               | -4  |
| 32 Sofia Gritzali | 03:56 | 0-0       | 0-0       | 0-2       | 0 1 1                 | 1 1            | 0  | 0  | 0  | 0  | 0               | -2  |
| Team              |       |           |           |           | 2 1 3                 |                | 0  | 1  |    |    |                 |     |
| Totals            | 26:57 | 4-18      | 17-24     | 8 24 32   | 23 17                 | 73             | 18 | 18 | 11 | 6  | 3               | 6   |

Technical Fouls: NONE

| Shooting By Period | 1st FG%     | 2nd FG% | 3rd FG% | 4th FG% | OT FG% |
|--------------------|-------------|---------|---------|---------|--------|
| 1st FG%            | 3-11 27.3%  |         |         |         |        |
| 3PT%               | 1-5 20.0%   |         |         |         |        |
| FT%                | 1-1 100%    |         |         |         |        |
| 2nd FG%            | 4-12 33.3%  |         |         |         |        |
| 3PT%               | 0-4 0.0%    |         |         |         |        |
| FT%                | 1-4 25%     |         |         |         |        |
| 3rd FG%            | 9-17 52.9%  |         |         |         |        |
| 3PT%               | 1-5 20.0%   |         |         |         |        |
| FT%                | 1-1 100%    |         |         |         |        |
| 4th FG%            | 6-10 60.0%  |         |         |         |        |
| 3PT%               | 1-3 33.3%   |         |         |         |        |
| FT%                | 6-9 66.7%   |         |         |         |        |
| OT FG%             | 4-7 57.1%   |         |         |         |        |
| 3PT%               | 1-1 100.0%  |         |         |         |        |
| FT%                | 8-9 88.9%   |         |         |         |        |
| GM FG%             | 26-57 45.6% |         |         |         |        |
| 3PT%               | 4-18 22.2%  |         |         |         |        |
| FT%                | 17-24 70.8% |         |         |         |        |

Dead Ball Rebounds: 6, 0

|                  | NKU           | CIN             |
|------------------|---------------|-----------------|
| Biggest lead     | 13 (2nd 6:07) | 9 (1st OT 2:28) |
| Best Scoring Run | 14 (2nd 6:03) | 8 (1st OT 2:28) |
| Lead Changes     | 5             | 8               |
| Times Tied       | 5             | 8               |
| Time with Lead   | 34:03         | 08:12           |

| Points from   | NKU | CIN |
|---------------|-----|-----|
| Turnovers     | 16  | 22  |
| Paint         | 42  | 34  |
| Second Chance | 11  | 8   |
| Fast Breaks   | 8   | 11  |
| Bench         | 21  | 3   |

| Period by Period Scoring | 1st | 2nd | 3rd | 4th | OT | TOT |
|--------------------------|-----|-----|-----|-----|----|-----|
| NKU                      | 11  | 15  | 18  | 12  | 11 | 67  |
| CIN                      | 8   | 9   | 20  | 19  | 17 | 73  |

## GAME 3 • DEC. 10, 2020 MARQUETTE (86) AT CINCINNATI (75) FIFTH THIRD ARENA (CINCINNATI, OHIO)



Official Basketball Box Score - Final  
Marquette at Cincinnati  
12/10/20 Fifth Third Arena, Cincinnati  
2020-21 Women's Basketball

Game Time: 2:00 PM  
Game Duration: 1:55  
Attendance: 200

Officials: Bryan Brunette, Brandon Entinre, Kelsey Reynolds

Marquette - 86

Record: 3-1

| NO. Name              | Min   | FG<br>M-A | 3P<br>M-A | FT<br>M-A | Rebounds<br>OR DR TOT | Fouls<br>PF FO | TP | AS | TO | ST | Blocks<br>BS BA | +/- |
|-----------------------|-------|-----------|-----------|-----------|-----------------------|----------------|----|----|----|----|-----------------|-----|
| 15 Camryn Taylor      | 18:40 | 4-11      | 0-0       | 2-4       | 4 2 6                 | 4 4            | 10 | 1  | 0  | 1  | 0               | 1   |
| 42 Lauren Van Kleunen | 27:01 | 5-9       | 0-0       | 5-7       | 0 3 3                 | 0 5            | 15 | 2  | 3  | 2  | 0               | 23  |
| 52 Chloe Marotta      | 29:49 | 2-5       | 0-0       | 4-4       | 3 5 8                 | 3 2            | 8  | 4  | 3  | 2  | 1               | 19  |
| 23 Jordan King        | 31:12 | 4-11      | 1-5       | 6-8       | 2 6 8                 | 2 4            | 15 | 2  | 1  | 1  | 0               | 16  |
| 24 Selena Lott        | 33:49 | 11-14     | 1-3       | 3-4       | 0 3 3                 | 3 5            | 26 | 3  | 3  | 2  | 0               | 21  |
| 5 Taylor Valladay     | 14:13 | 1-4       | 0-1       | 0-0       | 1 2 3                 | 1 0            | 2  | 3  | 4  | 0  | 0               | -2  |
| 32 Liza Karlen        | 16:29 | 2-2       | 1-1       | 2-2       | 2 0 2                 | 2 3            | 7  | 1  | 2  | 0  | 0               | -13 |
| 4 Antwanette Walker   | 05:00 | 0-2       | 0-0       | 0-0       | 1 1 2                 | 1 0            | 0  | 0  | 0  | 0  | 0               | -7  |
| 10 Claire Kailes      | 15:12 | 1-2       | 1-2       | 0-0       | 1 0 1                 | 0 0            | 3  | 1  | 0  | 1  | 0               | 2   |
| 3 Rose Nkumu          | 07:33 | 0-1       | 0-0       | 0-0       | 0 1 1                 | 0 0            | 0  | 3  | 1  | 0  | 0               | -9  |
| 0 Julianna Okosun     | 01:02 | 0-0       | 0-0       | 0-0       | 1 0 1                 | 0 0            | 0  | 0  | 1  | 0  | 0               | -4  |
| Team                  |       |           |           |           | 1 1 2                 |                | 0  | 0  |    |    |                 |     |
| Totals                | 30:61 | 4-12      | 22-29     | 16 21 37  | 16 23                 | 86             | 20 | 18 | 9  | 1  | 3               | 11  |

Technical Fouls: NONE

| Shooting By Period | 1st FG%     | 2nd FG% | 3rd FG% | 4th FG% | OT FG% |
|--------------------|-------------|---------|---------|---------|--------|
| 1st FG%            | 5-12 41.7%  |         |         |         |        |
| 3PT%               | 1-3 33.3%   |         |         |         |        |
| FT%                | 4-4 100%    |         |         |         |        |
| 2nd FG%            | 8-14 57.1%  |         |         |         |        |
| 3PT%               | 1-3 33.3%   |         |         |         |        |
| FT%                | 5-8 63.3%   |         |         |         |        |
| 3rd FG%            | 5-9 55.6%   |         |         |         |        |
| 3PT%               | 0-1 0.0%    |         |         |         |        |
| FT%                | 6-9 66.7%   |         |         |         |        |
| 4th FG%            | 6-18 33.3%  |         |         |         |        |
| 3PT%               | 2-5 40.0%   |         |         |         |        |
| FT%                | 7-10 70%    |         |         |         |        |
| GM FG%             | 30-61 49.2% |         |         |         |        |
| 3PT%               | 4-12 33.3%  |         |         |         |        |
| FT%                | 22-29 75.9% |         |         |         |        |

Dead Ball Rebounds: 4, 0

Cincinnati - 75

Record: 1-2

| NO. Name          | Min   | FG<br>M-A | 3P<br>M-A | FT<br>M-A | Rebounds<br>OR DR TOT | Fouls<br>PF FO | TP | AS | TO | ST | Blocks<br>BS BA | +/- |
|-------------------|-------|-----------|-----------|-----------|-----------------------|----------------|----|----|----|----|-----------------|-----|
| 15 Arame Niang    | 22:10 | 1-7       | 1-2       | 0-2       | 1 1 2                 | 3 2            | 3  | 1  | 3  | 3  | 1               | 0   |
| 23 Ilmarl Thomas  | 36:47 | 9-10      | 0-0       | 14-16     | 3 5 8                 | 1 8            | 32 | 2  | 2  | 2  | 1               | 0   |
| 2 Destiny Haymer  | 28:21 | 6-10      | 1-4       | 0-0       | 0 1 1                 | 4 0            | 13 | 3  | 1  | 2  | 0               | 0   |
| 14 Addaya Moore   | 29:10 | 3-7       | 0-1       | 2-2       | 0 2 2                 | 3 2            | 6  | 0  | 3  | 4  | 1               | 0   |
| 21 Milan Schimmel | 34:18 | 3-9       | 0-3       | 1-2       | 2 3 5                 | 3 2            | 7  | 4  | 3  | 2  | 0               | 0   |
| 20 Jillian Hayes  | 18:48 | 2-5       | 0-0       | 0-0       | 3 3 6                 | 4 0            | 4  | 0  | 2  | 2  | 0               | -12 |
| 33 Sofia Gritzali | 09:19 | 0-2       | 0-0       | 1-2       | 1 1 2                 | 2 1            | 1  | 0  | 1  | 1  | 0               | -4  |
| 10 Jadyan Scott   | 18:02 | 4-7       | 0-0       | 1-2       | 2 2 4                 | 3 1            | 9  | 0  | 2  | 0  | 0               | -2  |
| 50 Nesma Khalifa  | 02:55 | 0-2       | 0-1       | 0-0       | 0 0 0                 | 0 0            | 0  | 0  | 0  | 0  | 0               | -1  |
| Team              |       |           |           |           | 3 0 3                 |                | 0  | 1  |    |    |                 |     |
| Totals            | 28:60 | 2-11      | 17-26     | 15 18 33  | 23 16                 | 75             | 10 | 18 | 16 | 3  | 1               | -11 |

Technical Fouls: NONE

| Shooting By Period | 1st FG%     | 2nd FG% | 3rd FG% | 4th FG% | OT FG% |
|--------------------|-------------|---------|---------|---------|--------|
| 1st FG%            | 5-12 41.7%  |         |         |         |        |
| 3PT%               | 0-2 0.0%    |         |         |         |        |
| FT%                | 2-2 100%    |         |         |         |        |
| 2nd FG%            | 6-16 37.5%  |         |         |         |        |
| 3PT%               | 0-3 0.0%    |         |         |         |        |
| FT%                | 6-8 75%     |         |         |         |        |
| 3rd FG%            | 7-18 38.9%  |         |         |         |        |
| 3PT%               | 1-2 50.0%   |         |         |         |        |
| FT%                | 5-10 50%    |         |         |         |        |
| 4th FG%            | 10-14 71.4% |         |         |         |        |
| 3PT%               | 1-4 25.0%   |         |         |         |        |
| FT%                | 4-6 66.7%   |         |         |         |        |
| GM FG%             | 28-60 46.7% |         |         |         |        |
| 3PT%               | 2-11 18.2%  |         |         |         |        |
| FT%                | 17-26 65.4% |         |         |         |        |

Dead Ball Rebounds: 5, 0

|                  | MAR           | CIN           |
|------------------|---------------|---------------|
| Biggest lead     | 21 (3rd 7:58) | 0 (1st 10:00) |
| Best Scoring Run | 16 (1st 5:19) | 8 (3rd 6:02)  |
| Lead Changes     | 0             |               |
| Times Tied       | 0             |               |
| Time with Lead   | 39:35         | 00:00         |

| Points from   | MAR | CIN |
|---------------|-----|-----|
| Turnovers     | 21  | 16  |
| Paint         | 48  | 46  |
| Second Chance | 2   | 10  |
| Fast Breaks   | 22  | 16  |
| Bench         | 12  | 14  |

| Period by Period Scoring | 1st | 2nd | 3rd | 4th | TOT |
|--------------------------|-----|-----|-----|-----|-----|
| MAR                      | 27  | 22  | 16  | 21  | 86  |
| CIN                      | 12  | 18  | 20  | 25  | 75  |

## GAME 2 • DEC. 5, 2020 CINCINNATI (58) AT FLORIDA (81) EXACTECH ARENA AT O'CONNELL CENTER (GAINESVILLE, FLA.)



Official Basketball Box Score - Final  
Cincinnati at Florida  
12/05/20 Exactech Arena at Stephen C. O'Connell Center, Gainesville  
2020-21 Women's Basketball

Game Time: 1:00 PM  
Game Duration: 1:45  
Attendance: 528

Officials: Dee Karther, Kevin Pethel, Kareena Tobin

Cincinnati - 58

Record: 1-1

| NO. Name          | Min   | FG<br>M-A | 3P<br>M-A | FT<br>M-A | Rebounds<br>OR DR TOT | Fouls<br>PF FO | TP | AS | TO | ST | Blocks<br>BS BA | +/- |
|-------------------|-------|-----------|-----------|-----------|-----------------------|----------------|----|----|----|----|-----------------|-----|
| 15 Arame Niang    | 28:34 | 5-11      | 2-7       | 0-2       | 2 11 13               | 4 2            | 12 | 3  | 2  | 1  | 1               | 0   |
| 23 Ilmarl Thomas  | 39:12 | 10-17     | 0-2       | 3-3       | 2 3 5                 | 2 4            | 23 | 2  | 3  | 0  | 0               | -17 |
| 2 Destiny Haymer  | 22:22 | 2-6       | 0-0       | 0-0       | 0 2 2                 | 4 0            | 4  | 0  | 4  | 0  | 0               | -21 |
| 14 Addaya Moore   | 35:08 | 2-7       | 0-0       | 0-2       | 4 2 6                 | 3 1            | 4  | 4  | 9  | 1  | 1               | 18  |
| 21 Milan Schimmel | 25:50 | 2-6       | 1-2       | 0-0       | 1 2 3                 | 3 0            | 5  | 0  | 2  | 0  | 0               | -18 |

## 2020-21 BOX SCORES

# GAME 5 • DEC. 19, 2020 ECU (74) AT CINCINNATI (67) FIFTH THIRD ARENA (CINCINNATI, OHIO)



Official Basketball Box Score - Final  
East Carolina at Cincinnati  
12/20/20 Fifth Third Arena, Cincinnati, Ohio  
2020-21 Women's Basketball

Game Time: 12:00 PM  
Game Duration: 2:01  
Attendance: 300

Officials: Ron Ledington, Bob Enterline, Denise Brooks

East Carolina - 74

Record: 4-3 (2-0)

| NO.    | Name              | Min     | FG<br>M-A | 3P<br>M-A | FT<br>M-A | Rebounds<br>OR DR TOT | Fouls<br>PF | TP | AS | TO | ST | Blocks<br>BS BA | +/- |
|--------|-------------------|---------|-----------|-----------|-----------|-----------------------|-------------|----|----|----|----|-----------------|-----|
| 14     | Maddie Moore      | F 19:34 | 3-5       | 0-0       | 4-5       | 0 1 1                 | 4 3         | 3  | 0  | 2  | 0  | 1 0             | 18  |
| 33     | Tiana Chambers    | F 25:42 | 0-3       | 0-0       | 3-4       | 4 2 6                 | 4 3         | 10 | 0  | 1  | 2  | 1 0             | 9   |
| 1      | Taniyah Thompson  | G 36:27 | 4-14      | 1-3       | 1-2       | 2 1 3                 | 2 2         | 10 | 1  | 1  | 0  | 0 3             | 4   |
| 2      | Lashonda Monk     | G 35:52 | 10-19     | 3-5       | 9-10      | 0 6 6                 | 4 9         | 32 | 5  | 1  | 4  | 2 0             | 13  |
| 20     | Sierra DaCosta    | G 32:10 | 2-9       | 1-4       | 5-6       | 0 5 5                 | 0 6         | 10 | 3  | 0  | 1  | 0 1             | -1  |
| 23     | Dominique Claytor | 22:35   | 0-0       | 0-0       | 3-4       | 2 2 4                 | 2 4         | 3  | 2  | 2  | 4  | 0 0             | 1   |
| 24     | Alexsia Rose      | 05:24   | 0-0       | 0-0       | 0-0       | 0 2 2                 | 2 0         | 0  | 0  | 3  | 0  | 0 0             | -3  |
| 25     | Ryann Evans       | 18:24   | 1-5       | 0-0       | 2-2       | 1 3 3                 | 2 1         | 4  | 0  | 2  | 0  | 0 1             | -2  |
| 3      | Xianna Josephs    | 03:52   | 1-1       | 0-0       | 0-0       | 0 0 0                 | 0 0         | 2  | 0  | 0  | 0  | 0 0             | -5  |
| Team   |                   |         |           |           |           | 2 0 2                 |             | 0  | 0  |    |    |                 |     |
| Totals |                   |         | 21-56     | 5-12      | 27-33     | 12 20 32              | 20 28       | 74 | 11 | 12 | 11 | 4 5             | 7   |

Technical Fouls: NONE

| Shooting By Period  |             |
|---------------------|-------------|
| 1 <sup>st</sup> FG% | 7-12 58.3%  |
| 3PT%                | 3-3 100.0%  |
| FT%                 | 7-8 87.5%   |
| 2 <sup>nd</sup> FG% | 3-13 23.1%  |
| 3PT%                | 0-3 0.0%    |
| FT%                 | 3-4 75%     |
| 3 <sup>rd</sup> FG% | 6-20 30.0%  |
| 3PT%                | 0-3 0.0%    |
| FT%                 | 8-11 72.7%  |
| 4 <sup>th</sup> FG% | 5-11 45.5%  |
| 3PT%                | 2-3 66.7%   |
| FT%                 | 9-10 90%    |
| GM FG%              | 21-56 37.5% |
| 3PT%                | 5-12 41.7%  |
| FT%                 | 27-33 81.8% |

Dead Ball Rebounds: 6, 0

Cincinnati - 67

Record: 1-4 (0-1)

| NO.    | Name           | Min     | FG    | 3P   | FT    | Rebounds | Fouls | TP  | AS | TO | ST | Blocks | BS | +/- |   |   |
|--------|----------------|---------|-------|------|-------|----------|-------|-----|----|----|----|--------|----|-----|---|---|
|        |                |         | M-A   | M-A  | M-A   | OR       | DR    | TOT | PF | FD |    |        |    |     |   |   |
| 10     | Jadyn Scott    | F 37:11 | 5-7   | 0-0  | 1-1   | 2        | 0     | 2   | 2  | 1  | 11 | 3      | 2  | 0   | 1 |   |
| 15     | Arame Niang    | F 21:15 | 1-3   | 0-1  | 0-0   | 1        | 3     | 4   | 4  | 0  | 2  | 1      | 3  | 0   | 1 |   |
| 23     | Ilmarl Thomas  | F 37:16 | 8-14  | 0-0  | 7-7   | 1        | 5     | 6   | 3  | 8  | 23 | 2      | 1  | 0   | 2 |   |
| 20     | Jillian Hayes  | G 22:38 | 2-6   | 0-1  | 6-10  | 2        | 3     | 5   | 5  | 6  | 10 | 2      | 6  | 2   | 0 |   |
| 21     | Milan Schimmel | G 26:52 | 1-2   | 1-1  | 1-2   | 0        | 0     | 3   | 5  | 1  | 4  | 4      | 5  | 3   | 0 |   |
| 1      | Caitlyn Wilson | 21:04   | 3-8   | 2-7  | 0-0   | 0        | 0     | 0   | 1  | 0  | 8  | 2      | 2  | 2   | 1 |   |
| 50     | Nesma Khalifa  | 05:12   | 1-3   | 0-1  | 0-0   | 1        | 0     | 1   | 2  | 0  | 2  | 0      | 1  | 0   | 0 |   |
| 3      | Jada Scott     | 15:24   | 0-3   | 0-0  | 0-0   | 0        | 1     | 1   | 3  | 1  | 0  | 1      | 3  | 0   | 1 |   |
| 33     | Sofia Grizali  | 13:08   | 1-3   | 0-0  | 5-5   | 0        | 3     | 3   | 3  | 3  | 7  | 3      | 0  | 1   | 0 |   |
| Team   |                |         |       |      |       | 3        | 4     | 7   |    |    |    | 0      | 1  |     |   |   |
| Totals |                |         | 22-49 | 3-11 | 20-25 | 10       | 22    | 32  | 28 | 20 | 67 | 18     | 24 | 8   | 5 | 4 |

Technical Fouls: NONE

| Shooting By Period  |             |
|---------------------|-------------|
| 1 <sup>st</sup> FG% | 5-11 45.5%  |
| 3PT%                | 1-3 33.3%   |
| FT%                 | 6-8 75%     |
| 2 <sup>nd</sup> FG% | 4-11 36.4%  |
| 3PT%                | 2-5 40.0%   |
| FT%                 | 5-5 100%    |
| 3 <sup>rd</sup> FG% | 6-14 42.9%  |
| 3PT%                | 0-1 0.0%    |
| FT%                 | 5-8 62.5%   |
| 4 <sup>th</sup> FG% | 7-13 53.8%  |
| 3PT%                | 0-2 0.0%    |
| FT%                 | 4-4 100%    |
| GM FG%              | 22-49 44.9% |
| 3PT%                | 3-11 27.3%  |
| FT%                 | 20-25 80.0% |

Dead Ball Rebounds: 2, 1

|                  | ECU                       | CIN                       |
|------------------|---------------------------|---------------------------|
| Biggest lead     | 15 (4 <sup>th</sup> 5:00) | 2 (1 <sup>st</sup> 7:56)  |
| Best Scoring Run | 12 (4 <sup>th</sup> 5:00) | 12 (4 <sup>th</sup> 1:28) |
| Lead Changes     | 7                         |                           |
| Times Tied       | 4                         |                           |
| Time with Lead   | 36:12                     | 01:29                     |

# GAME 7 • JAN. 2, 2021 CINCINNATI AT WICHITA STATE CHARLES KOCH ARENA (WICHITA, KAN.)



Official Basketball Box Score - Final  
Cincinnati at Wichita St.  
01/02/21 Charles Koch Arena, Wichita, Kan.  
2020-21 Women's Basketball

Game Time: 2:00 PM  
Game Duration: 1:53  
Attendance: 587

Officials: Bryan Enterline, Jeffrey Smith, Ashley Gless

Cincinnati - 65

Record: 2-5 (1-2)

| NO.    | Name           | Min     | FG    | 3P  | FT  | Rebounds | Fouls | TP       | AS | TO | ST | Blocks | BS | +/- |   |   |    |
|--------|----------------|---------|-------|-----|-----|----------|-------|----------|----|----|----|--------|----|-----|---|---|----|
|        |                |         | M-A   | M-A | M-A | OR       | DR    | TOT      | PF |    |    |        | BA |     |   |   |    |
| 15     | Arame Niang    | F 26:12 | 5-10  | 0-2 | 0-0 | 1        | 5     | 6        | 2  | 0  | 10 | 1      | 0  | 2   | 3 | 0 | -4 |
| 23     | Ilmarl Thomas  | F 38:24 | 8-18  | 0-0 | 8-9 | 8        | 9     | 17       | 1  | 8  | 24 | 5      | 4  | 0   | 3 | 1 | 8  |
| 2      | Destiny Haymer | G 33:23 | 5-11  | 0-3 | 0-0 | 1        | 3     | 4        | 4  | 0  | 10 | 3      | 1  | 0   | 0 | 0 | 4  |
| 20     | Jillian Hayes  | G 32:35 | 1-7   | 0-2 | 0-4 | 1        | 1     | 2        | 3  | 2  | 2  | 1      | 4  | 1   | 0 | 1 | 6  |
| 21     | Milan Schimmel | G 37:28 | 2-4   | 2-2 | 6-6 | 0        | 7     | 7        | 2  | 5  | 12 | 5      | 2  | 0   | 1 | 0 | 4  |
| 33     | Sofia Grizali  | 09:09   | 1-1   | 1-1 | 0-0 | 0        | 1     | 1        | 0  | 0  | 3  | 2      | 1  | 0   | 0 | 0 | 4  |
| 10     | Jadyn Scott    | 10:43   | 1-2   | 0-0 | 0-0 | 0        | 1     | 1        | 2  | 1  | 2  | 1      | 3  | 0   | 0 | 0 | 5  |
| 3      | Jada Scott     | 12:06   | 1-4   | 0-1 | 0-0 | 0        | 1     | 1        | 2  | 0  | 2  | 0      | 0  | 0   | 0 | 1 | 3  |
| Team   |                |         |       |     |     | 3 0 3    |       |          |    |    |    | 0      |    |     | 0 |   |    |
| Totals |                |         | 24-57 |     |     | 3-11     | 14-19 | 14 28 42 | 16 | 16 | 65 | 16     | 16 | 4   | 7 | 3 | 6  |

Technical Fouls: NONE

| Shooting By Period  |             |
|---------------------|-------------|
| 1 <sup>st</sup> FG% | 6-13 46.2%  |
| 3PT%                | 1-3 33.3%   |
| FT%                 | 3-3 100%    |
| 2 <sup>nd</sup> FG% | 7-16 43.8%  |
| 3PT%                | 1-4 25.0%   |
| FT%                 | 0-2 0%      |
| 3 <sup>rd</sup> FG% | 6-14 42.9%  |
| 3PT%                | 0-3 0.0%    |
| FT%                 | 8-9 100%    |
| 4 <sup>th</sup> FG% | 5-14 35.7%  |
| 3PT%                | 1-1 100.0%  |
| FT%                 | 3-6 50%     |
| GM FG%              | 24-57 42.1% |
| 3PT%                | 3-11 27.3%  |
| FT%                 | 14-19 73.7% |

Dead Ball Rebounds: 3, 0

Wichita St. - 59

Record: 3-4 (0-2)

| NO.    | Name             | Min     | FG    |      | 3P   | Rebounds |    |     | Fouls |    | TP | AS | TO | ST | Blocks | +/- |    |
|--------|------------------|---------|-------|------|------|----------|----|-----|-------|----|----|----|----|----|--------|-----|----|
|        |                  |         | M-A   | M-A  | M-A  | OR       | DR | TOT | PF    | FD |    |    |    |    |        |     |    |
| 00     | Asia Strong      | F 37:29 | 6-14  | 1-3  | 2-6  | 1        | 5  | 6   | 3     | 3  | 15 | 0  | 4  | 0  | 0      | 4   | -4 |
| 24     | Trajata Colbert  | F 13:25 | 1-4   | 0-0  | 1-2  | 1        | 1  | 2   | 4     | 1  | 3  | 0  | 3  | 1  | 2      | 2   | -8 |
| 2      | Mariah McCully   | G 34:51 | 6-18  | 2-8  | 1-2  | 0        | 2  | 2   | 3     | 3  | 15 | 1  | 1  | 0  | 0      | 1   | -3 |
| 12     | Carla Bremaud    | G 33:13 | 4-8   | 4-8  | 0-0  | 0        | 2  | 2   | 5     | 3  | 12 | 1  | 1  | 1  | 0      | 0   | -7 |
| 23     | Seraphine Bastin | G 36:50 | 3-8   | 0-0  | 2-2  | 8        | 10 | 10  | 2     | 5  | 8  | 10 | 2  | 4  | 0      | 0   | -9 |
| 13     | Ene Adams        | 09:14   | 1-2   | 0-0  | 0-0  | 1        | 2  | 3   | 0     | 2  | 2  | 0  | 0  | 0  | 0      | 0   | 9  |
| 1      | DJ McCarty       | 11:56   | 1-3   | 0-0  | 0-0  | 0        | 0  | 0   | 0     | 1  | 0  | 2  | 0  | 2  | 0      | 0   | -2 |
| 20     | Shamaryah Duncan | 23:02   | 1-6   | 0-3  | 0-0  | 1        | 0  | 1   | 0     | 1  | 2  | 1  | 0  | 2  | 1      | 0   | -6 |
| Team   |                  |         |       |      |      | 5        | 1  | 6   |       |    |    | 0  | 2  |    |        |     |    |
| Totals |                  |         | 23-63 | 7-22 | 6-12 | 14       | 21 | 35  | 16    | 16 | 59 | 15 | 13 | 10 | 3      | 7   | -6 |

Technical Fouls: NONE

| Shooting By Period  |             |
|---------------------|-------------|
| 1 <sup>st</sup> FG% | 7-14 50.0%  |
| 3PT%                | 0-1 0.0%    |
| FT%                 | 0-0 0%      |
| 2 <sup>nd</sup> FG% | 6-18 33.3%  |
| 3PT%                | 1-5 20.0%   |
| FT%                 | 0-0 0%      |
| 3 <sup>rd</sup> FG% | 6-16 37.5%  |
| 3PT%                | 3-9 33.3%   |
| FT%                 | 1-4 25%     |
| 4 <sup>th</sup> FG% | 4-15 26.7%  |
| 3PT%                | 3-7 42.9%   |
| FT%                 | 5-8 62.5%   |
| GM FG%              | 23-63 36.5% |
| 3PT%                | 7-22 31.8%  |
| FT%                 | 6-12 50.0%  |

Dead Ball Rebounds: 4, 0

|                  | CIN                       | WSU                      |
|------------------|---------------------------|--------------------------|
| Biggest lead     | 12 (1 <sup>st</sup> 5:57) | 3 (2 <sup>nd</sup> 6:10) |
| Best Scoring Run | 14 (1 <sup>st</sup> 5:57) | 8 (1 <sup>st</sup> 3:05) |
| Lead Changes     | 7                         |                          |
| Times Tied       | 5                         |                          |
| Time with Lead   | 32:22                     | 04:34                    |

| Points from   | CIN | WSU |
|---------------|-----|-----|
| Turnovers     | 14  | 12  |
| Paint         | 30  | 28  |
| Second Chance | 11  | 16  |
| Fast Breaks   | 11  | 10  |
| Bench         | 7   | 6   |

| Period by Period Scoring |                |
|--------------------------|----------------|
| 1st 2nd 3rd 4th TOT      |                |
| CIN                      | 16 15 20 14 65 |
| WSU                      | 14 13 16 16 59 |

# GAME 6 • DEC. 22, 2020 NO. 20/24 USF (73) AT CINCINNATI (61) FIFTH THIRD ARENA (CINCINNATI, OHIO)



Official Basketball Box Score - Final  
South Fla. at Cincinnati  
12/22/20 Fifth Third Arena, Cincinnati, Ohio  
2020-21 Women's Basketball

Game Time: 2:00 PM  
Game Duration: 1:58  
Attendance: 300

Officials: Denise Brooks, Sall Esho, Chris Saucedo

South Fla. - 73

Record: 5-1

| NO.    | Name                | Min     | FG   | 3P    | FT       | Rebounds  | Fouls | TP | AS | TO | ST | Blocks | BA     |
|--------|---------------------|---------|------|-------|----------|-----------|-------|----|----|----|----|--------|--------|
|        |                     |         | M-A  | M-A   | M-A      | OR DR TOT | PF    |    |    |    |    | BS BA  |        |
| 20     | Bethy Mununga       | F 34:15 | 3-5  | 0-0   | 7-10     | 2 12 14   | 4     | 7  | 13 | 2  | 4  | 0      | 2 1 6  |
| 21     | Shae Leverett       | F 22:39 | 1-2  | 0-0   | 2-4      | 3 3 6     | 5     | 2  | 4  | 0  | 1  | 0      | 1 0 13 |
| 3      | Sydni Harvey        | G 27:10 | 7-15 | 5-11  | 2-2      | 2 0 2     | 0     | 6  | 21 | 1  | 2  | 0      | 2 9    |
| 4      | Elisa Pinzan        | G 38:50 | 2-7  | 0-3   | 0-5      | 0 3 3     | 1     | 5  | 4  | 11 | 1  | 2      | 0 0 13 |
| 5      | Elena Tsineke       | G 14:37 | 3-5  | 0-0   | 1-2      | 0 0 0     | 2     | 1  | 7  | 0  | 1  | 0      | 0 1 -7 |
| 31     | Beatriz Jordao      | 13:29   | 1-1  | 0-0   | 0-0      | 0 2 2     | 0     | 0  | 2  | 1  | 1  | 0      | 1 0 4  |
| 1      | Maria Alvarez       | 17:46   | 2-4  | 2-2   | 0 3 3    | 1 2 8     | 0     | 3  | 0  | 3  | 0  | 0      | 0 0 7  |
| 12     | Cristina Bermejo    | 04:32   | 0-0  | 0-0   | 0-0      | 1 0 1     | 2     | 0  | 0  | 1  | 0  | 0      | 0 0 4  |
| 0      | Tereza Vitulova     | 08:03   | 1-2  | 0-1   | 2-2      | 0 1 1     | 0     | 1  | 4  | 0  | 0  | 0      | 0 0 2  |
| 22     | Kristyna Brabencova | 17:46   | 3-8  | 1-2   | 3-4      | 3 3 6     | 1     | 2  | 10 | 0  | 1  | 0      | 0 0 10 |
| 2      | Mihaela Latic       | 00:53   | 0-0  | 0-0   | 0-0      | 0 0 0     | 0     | 0  | 0  | 0  | 1  | 0      | 0 0 -1 |
| Team   |                     |         |      |       |          | 2 0 2     |       |    | 0  | 1  |    |        |        |
| Totals |                     | 23-49   | 8-21 | 19-31 | 13 27 40 | 16 26 73  | 16    | 26 | 73 | 16 | 16 | 4      | 4 4 12 |

Technical Fouls: NONE

## 2020-21 BOX SCORES

**GAME 9 • JAN. 9, 2021**  
**TULANE (68) AT CINCINNATI (49)**  
**FIFTH THIRD ARENA (CINCINNATI, OHIO)**



Official Basketball Box Score - Final  
**Tulane at Cincinnati**  
 01/09/21 Fifth Third Arena, Cincinnati, Ohio  
 2020-21 Women's Basketball

Game Time: 2:00 PM  
 Game Duration: 1:55

Officials: Karen Preato, Tom Danaher, Jeffrey Smith

| Tulane - 68       |                 |         |           |           |           |                       |                |    |    |    |    |                 |
|-------------------|-----------------|---------|-----------|-----------|-----------|-----------------------|----------------|----|----|----|----|-----------------|
| Record: 2-3 (3-2) |                 |         |           |           |           |                       |                |    |    |    |    |                 |
| NO.               | Name            | Min     | FG<br>M-A | 3P<br>M-A | FT<br>M-A | Rebounds<br>OR DR TOT | Fouls<br>PF FO | TP | AS | TO | ST | Blocks<br>BS BA |
| 23                | Krystal Freeman | F 36:43 | 6-11      | 1-4       | 5-6       | 2 4 6                 | 2 3            | 18 | 1  | 2  | 1  | 1 0             |
| 42                | Mia Heide       | F 24:25 | 1-1       | 0-0       | 4-4       | 2 5 7                 | 4 3            | 6  | 1  | 3  | 3  | 1 0             |
| 00                | Arsula Clark    | G 27:52 | 3-5       | 0-0       | 6-8       | 0 3 3                 | 0 4            | 12 | 2  | 7  | 0  | 0 0             |
| 14                | Dynah Jones     | G 29:41 | 4-10      | 2-5       | 3-3       | 0 0 0                 | 1 4            | 13 | 2  | 1  | 0  | 0 0             |
| 25                | Jerkaila Jordan | G 31:33 | 3-8       | 0-1       | 0-0       | 2 2 4                 | 4 1            | 6  | 3  | 0  | 2  | 0 0             |
| 12                | Sierra Cheatham | 03:36   | 0-1       | 0-1       | 0-0       | 0 0 0                 | 0 0            | 0  | 0  | 0  | 0  | 0 0             |
| 11                | Salma Bates     | 25:43   | 3-7       | 2-4       | 0-0       | 1 4 5                 | 0 1            | 8  | 5  | 0  | 2  | 0 0             |
| 21                | Irina Parau     | 12:38   | 1-2       | 0-0       | 1-2       | 1 1 2                 | 1 1            | 3  | 1  | 1  | 0  | 0 0             |
| 30                | Dene' Mimms     | 03:35   | 0-2       | 0-0       | 0-0       | 0 0 0                 | 0 0            | 0  | 0  | 1  | 1  | 0 0             |
| 1                 | Kaila Anderson  | 01:26   | 0-0       | 0-0       | 0-0       | 0 0 0                 | 0 0            | 0  | 0  | 0  | 0  | 0 0             |
| 15                | Anjah Grant     | 00:56   | 1-1       | 0-0       | 0-1       | 0 0 0                 | 1 1            | 2  | 0  | 0  | 0  | 0 0             |
| 22                | McKenzi Carter  | 00:56   | 0-0       | 0-0       | 0-0       | 0 0 0                 | 0 0            | 0  | 0  | 0  | 0  | 0 0             |
| 24                | Chiara Grattini | 00:56   | 0-0       | 0-0       | 0-0       | 0 0 0                 | 0 0            | 0  | 1  | 0  | 0  | 0 0             |
| Team              |                 |         | 0 1 1     |           |           | 0 0                   |                |    |    |    |    |                 |
| <b>Totals</b>     |                 |         | 22-48     | 5-15      | 19-24     | 8 20 28               | 13 18          | 68 | 16 | 15 | 9  | 2 0             |

Technical Fouls: NONE

| Shooting By Period  |       |        |
|---------------------|-------|--------|
| 1 <sup>st</sup> FG% | 3-12  | 25.0%  |
| 3PT%                | 1-6   | 16.7%  |
| FT%                 | 6-8   | 75%    |
| 2 <sup>nd</sup> FG% | 7-13  | 53.8%  |
| 3PT%                | 0-2   | 0.0%   |
| FT%                 | 1-2   | 50%    |
| 3 <sup>rd</sup> FG% | 4-9   | 44.4%  |
| 3PT%                | 1-1   | 100.0% |
| FT%                 | 10-11 | 90.9%  |
| 4 <sup>th</sup> FG% | 8-14  | 57.1%  |
| 3PT%                | 3-6   | 50.0%  |
| FT%                 | 2-3   | 66.7%  |
| GM FG%              | 22-48 | 45.8%  |
| 3PT%                | 5-15  | 33.3%  |
| FT%                 | 19-24 | 79.2%  |

Dead Ball Rebounds: 2, 0

| Cincinnati - 49   |                |         |           |           |           |                       |                |    |    |    |    |                 |
|-------------------|----------------|---------|-----------|-----------|-----------|-----------------------|----------------|----|----|----|----|-----------------|
| Record: 2-7 (1-4) |                |         |           |           |           |                       |                |    |    |    |    |                 |
| NO.               | Name           | Min     | FG<br>M-A | 3P<br>M-A | FT<br>M-A | Rebounds<br>OR DR TOT | Fouls<br>PF FO | TP | AS | TO | ST | Blocks<br>BS BA |
| 10                | Jadyn Scott    | F 31:02 | 3-4       | 0-0       | 4-6       | 5 2 7                 | 2 3            | 10 | 1  | 2  | 1  | 0 0             |
| 15                | Arame Niang    | F 20:26 | 2-3       | 0-1       | 0-0       | 3 3 6                 | 3 1            | 4  | 1  | 5  | 0  | 0 0             |
| 23                | Ilmar'i Thomas | F 38:59 | 3-16      | 0-4       | 3-3       | 2 1 3                 | 2 3            | 9  | 1  | 2  | 1  | 0 0             |
| 20                | Jillian Hayes  | G 34:18 | 6-15      | 2-6       | 2-3       | 0 8 8                 | 3 3            | 16 | 0  | 5  | 0  | 0 0             |
| 33                | Sofia Gritzali | G 30:33 | 2-4       | 0-2       | 3-4       | 1 3 4                 | 4 3            | 7  | 2  | 0  | 3  | 0 0             |
| 3                 | Jada Scott     | 28:09   | 0-2       | 0-1       | 0-0       | 2 2 4                 | 2 0            | 0  | 1  | 1  | 0  | 0 0             |
| 1                 | Caityn Wilson  | 14:05   | 1-7       | 1-7       | 0-0       | 0 1 1                 | 2 0            | 3  | 0  | 1  | 1  | 0 0             |
| 5                 | Jana Abdullah  | 02:28   | 0-1       | 0-1       | 0-0       | 0 0 0                 | 0 0            | 0  | 0  | 0  | 0  | 0 0             |
| Team              |                |         | 0 0 0     |           |           | 0 0                   |                |    |    |    |    |                 |
| <b>Totals</b>     |                |         | 17-52     | 3-22      | 12-16     | 13 20 33              | 18 13          | 49 | 6  | 24 | 6  | 0 2             |

Technical Fouls: NONE

| Shooting By Period  |       |       |
|---------------------|-------|-------|
| 1 <sup>st</sup> FG% | 4-12  | 33.3% |
| 3PT%                | 2-7   | 28.6% |
| FT%                 | 3-4   | 75%   |
| 2 <sup>nd</sup> FG% | 5-14  | 35.7% |
| 3PT%                | 1-5   | 20.0% |
| FT%                 | 2-2   | 100%  |
| 3 <sup>rd</sup> FG% | 6-17  | 35.3% |
| 3PT%                | 0-7   | 0.0%  |
| FT%                 | 3-6   | 50%   |
| 4 <sup>th</sup> FG% | 2-9   | 22.2% |
| 3PT%                | 0-3   | 0.0%  |
| FT%                 | 4-4   | 100%  |
| GM FG%              | 17-52 | 32.7% |
| 3PT%                | 3-22  | 13.6% |
| FT%                 | 12-16 | 75.0% |

Dead Ball Rebounds: 6, 1

|                  | TUL                       | CIN                      |
|------------------|---------------------------|--------------------------|
| Biggest lead     | 21 (4 <sup>th</sup> 0:41) | 5 (1 <sup>st</sup> 4:14) |
| Best Scoring Run | 10 (4 <sup>th</sup> 2:27) | 7 (2 <sup>nd</sup> 0:46) |
| Lead Changes     | 7                         |                          |
| Times Tied       | 4                         |                          |
| Time with Lead   | 25:11                     | 11:57                    |

| Points from   | TUL | CIN |
|---------------|-----|-----|
| Turnovers     | 28  | 11  |
| Paint         | 28  | 22  |
| Second Chance | 9   | 16  |
| Fast Breaks   | 11  | 6   |
| Bench         | 13  | 3   |

| Period by Period Scoring | TUL | CIN |
|--------------------------|-----|-----|
| 1st                      | 13  | 15  |
| 2nd                      | 19  | 21  |
| 3rd                      | 4   | 68  |
| 4th                      | 68  |     |

**GAME 10 • JAN. 13, 2021**  
**CINCINNATI AT TEMPLE**  
**MCGONIGLE HALL (PHILADELPHIA, PA.)**



Official Basketball Box Score - Final  
**Cincinnati at Temple**  
 01/13/21 McGonigle Hall, Philadelphia  
 2020-21 Women's Basketball

Game Time: 3:30 PM  
 Game Duration: 1:51

Officials:

| Cincinnati - 71   |                |         |           |           |           |                       |                |    |    |    |    |                 |
|-------------------|----------------|---------|-----------|-----------|-----------|-----------------------|----------------|----|----|----|----|-----------------|
| Record: 3-7 (2-4) |                |         |           |           |           |                       |                |    |    |    |    |                 |
| NO.               | Name           | Min     | FG<br>M-A | 3P<br>M-A | FT<br>M-A | Rebounds<br>OR DR TOT | Fouls<br>PF FO | TP | AS | TO | ST | Blocks<br>BS BA |
| 23                | Ilmar'i Thomas | F 38:22 | 8-15      | 0-1       | 8-9       | 5 7 12                | 1 7            | 24 | 2  | 1  | 2  | 1 1             |
| 2                 | Destiny Haymer | G 32:50 | 4-14      | 1-4       | 2-4       | 1 6 7                 | 0 4            | 11 | 8  | 5  | 1  | 0 0             |
| 3                 | Jada Scott     | G 20:33 | 2-7       | 0-0       | 0-0       | 0 2 2                 | 4 0            | 4  | 0  | 1  | 1  | 0 0             |
| 20                | Jillian Hayes  | G 38:05 | 9-16      | 0-5       | 2-3       | 0 4 4                 | 1 2            | 20 | 1  | 1  | 1  | 0 0             |
| 33                | Sofia Gritzali | G 18:30 | 1-2       | 0-1       | 0-0       | 0 5 5                 | 1 0            | 2  | 4  | 3  | 0  | 0 0             |
| 15                | Arame Niang    | 18:41   | 2-4       | 0-0       | 0-0       | 1 2 3                 | 1 1            | 4  | 1  | 0  | 1  | 0 0             |
| 4                 | Riane Burton   | 11:11   | 1-3       | 0-0       | 0-0       | 1 0 1                 | 0 0            | 2  | 1  | 3  | 0  | 0 0             |
| 10                | Jadyn Scott    | 21:48   | 2-5       | 0-0       | 0-0       | 2 4 6                 | 1 0            | 4  | 3  | 2  | 2  | 0 0             |
| Team              |                |         | 2 2 4     |           |           | 0 0                   |                |    |    |    |    |                 |
| <b>Totals</b>     |                |         | 29-66     | 1-11      | 12-15     | 12 32 44              | 9 14           | 71 | 20 | 16 | 8  | 4 1             |

Technical Fouls: NONE

| Shooting By Period  |       |       |
|---------------------|-------|-------|
| 1 <sup>st</sup> FG% | 8-16  | 50.0% |
| 3PT%                | 0-0   | 0.0%  |
| FT%                 | 2-2   | 100%  |
| 2 <sup>nd</sup> FG% | 7-19  | 36.8% |
| 3PT%                | 0-5   | 0.0%  |
| FT%                 | 2-2   | 100%  |
| 3 <sup>rd</sup> FG% | 7-15  | 46.7% |
| 3PT%                | 0-3   | 0.0%  |
| FT%                 | 3-4   | 75%   |
| 4 <sup>th</sup> FG% | 7-16  | 43.8% |
| 3PT%                | 1-3   | 33.3% |
| FT%                 | 5-7   | 71.4% |
| GM FG%              | 29-66 | 43.9% |
| 3PT%                | 1-11  | 9.1%  |
| FT%                 | 12-15 | 80.0% |

Dead Ball Rebounds: 3, 0

| Temple - 65       |                  |         |           |           |           |                       |                |    |    |    |    |                 |
|-------------------|------------------|---------|-----------|-----------|-----------|-----------------------|----------------|----|----|----|----|-----------------|
| Record: 4-4 (4-1) |                  |         |           |           |           |                       |                |    |    |    |    |                 |
| NO.               | Name             | Min     | FG<br>M-A | 3P<br>M-A | FT<br>M-A | Rebounds<br>OR DR TOT | Fouls<br>PF FO | TP | AS | TO | ST | Blocks<br>BS BA |
| 25                | Mia Davis        | F 39:37 | 7-21      | 2-4       | 4-4       | 1 5 6                 | 3 2            | 20 | 0  | 5  | 0  | 2 -5            |
| 1                 | Jasha Clinton    | G 40:00 | 9-20      | 4-9       | 1-2       | 1 3 4                 | 3 2            | 23 | 5  | 3  | 4  | 0 1             |
| 2                 | Asonah Alexander | G 32:59 | 1-3       | 0-0       | 0-1       | 0 6 6                 | 1 1            | 2  | 9  | 1  | 3  | 0 0             |
| 3                 | Rayniah Walker   | G 32:07 | 1-4       | 0-1       | 2-2       | 0 4 4                 | 4 2            | 4  | 2  | 1  | 0  | 0 0             |
| 12                | Emari Mayo       | G 28:54 | 4-9       | 0-3       | 1-2       | 0 1 1                 | 1 1            | 9  | 2  | 0  | 2  | 0 0             |
| 11                | Kash Ayuso       | 20:59   | 2-5       | 1-3       | 2-2       | 2 4 6                 | 1 1            | 7  | 3  | 3  | 3  | 1 0             |
| 5                 | Jada Graves      | 05:24   | 0-0       | 0-0       | 0-0       | 0 0 0                 | 1 0            | 0  | 0  | 1  | 0  | 0 0             |
| Team              |                  |         | 3 2 5     |           |           | 0 1                   |                |    |    |    |    |                 |
| <b>Totals</b>     |                  |         | 24-62     | 7-20      | 10-13     | 7 25 32               | 14 9           | 65 | 21 | 15 | 12 | 1 4             |

Technical Fouls: NONE

| Shooting By Period  |       |       |
|---------------------|-------|-------|
| 1 <sup>st</sup> FG% | 5-14  | 35.7% |
| 3PT%                | 4-8   | 50.0% |
| FT%                 | 1-2   | 50%   |
| 2 <sup>nd</sup> FG% | 7-16  | 43.8% |
| 3PT%                | 1-5   | 20.0% |
| FT%                 | 3-5   | 60%   |
| 3 <sup>rd</sup> FG% | 6-19  | 31.6% |
| 3PT%                | 2-6   | 33.3% |
| FT%                 | 2-2   | 100%  |
| 4 <sup>th</sup> FG% | 6-13  | 46.2% |
| 3PT%                | 0-1   | 0.0%  |
| FT%                 | 4-4   | 100%  |
| GM FG%              | 24-62 | 38.7% |
| 3PT%                | 7-20  | 35.0% |
| FT%                 | 10-13 | 76.9% |

Dead Ball Rebounds: 2, 0

|                  | CIN                      | TEM                      |
|------------------|--------------------------|--------------------------|
| Biggest lead     | 6 (3 <sup>rd</sup> 4:15) | 6 (2 <sup>nd</sup> 6:35) |
| Best Scoring Run | 7 (2 <sup>nd</sup> 1:19) | 9 (2 <sup>nd</sup> 6:35) |
| Lead Changes     | 16                       |                          |
| Times Tied       | 5                        |                          |
| Time with Lead   | 22:50                    | 13:09                    |

| Points from   | CIN | TEM |
|---------------|-----|-----|
| Turnovers     | 12  | 12  |
| Paint         | 32  | 30  |
| Second Chance | 12  | 8   |
| Fast Breaks   | 15  | 13  |
| Bench         | 10  | 7   |

| Period by Period Scoring | CIN | TEM |
|--------------------------|-----|-----|
| 1st                      | 18  | 16  |
| 2nd                      | 17  | 20  |
| 3rd                      | 71  |     |
| 4th                      | 65  |     |

**GAME 11 • JAN. 17, 2021**  
**CINCINNATI AT UCF**  
**ADDITION FINANCIAL ARENA (ORLANDO, FLA.)**

**GAME 12 • JAN. 20, 2021**  
**MEMPHIS AT CINCINNATI**  
**FIFTH THIRD ARENA (CINCINNATI, OHIO)**



# 2020-21 Cincinnati Women's Basketball Combined Team Statistics All games

Page 1/1  
as of Jan 13, 2021

## Game Records

| Record         | Overall | Home | Away | Neutral |
|----------------|---------|------|------|---------|
| ALL GAMES      | 3-7     | 1-5  | 2-2  | 0-0     |
| CONFERENCE     | 2-4     | 0-4  | 2-0  | 0-0     |
| NON-CONFERENCE | 1-3     | 1-1  | 0-2  | 0-0     |

## Score by Periods

| Team       | 1st | 2nd | 3rd | 4th | OT | TOT |
|------------|-----|-----|-----|-----|----|-----|
| Cincinnati | 142 | 150 | 170 | 159 | 17 | 638 |
| Opponents  | 188 | 154 | 172 | 189 | 11 | 714 |

## Team Box Score

| No.       | Player          |       |        |      | Total   |      | 3-Point |      | F-Throw |      | Rebounds |     |     |      |     |    |     |     |     |     |     |      |  |
|-----------|-----------------|-------|--------|------|---------|------|---------|------|---------|------|----------|-----|-----|------|-----|----|-----|-----|-----|-----|-----|------|--|
|           |                 | GP-GS | MIN    | AVG  | FG-FGA  | FG%  | 3FG-FGA | 3FG% | FT-FTA  | FT%  | OFF      | DEF | TOT | AVG  | PF  | DQ | A   | TO  | BLK | STL | PTS | AVG  |  |
| 23        | THOMAS, Ilmar'I | 10-10 | 388:55 | 38.9 | 93-169  | .550 | 1-13    | .077 | 63-74   | .851 | 29       | 55  | 84  | 8.4  | 18  | 0  | 31  | 22  | 10  | 11  | 250 | 25.0 |  |
| 20        | HAYES, Jillian  | 10-6  | 291:44 | 29.2 | 26-82   | .317 | 2-20    | .100 | 25-42   | .595 | 12       | 43  | 55  | 5.5  | 34  | 2  | 8   | 27  | 9   | 11  | 79  | 7.9  |  |
| 2         | HAYMER, Destiny | 8-8   | 214:13 | 26.8 | 27-65   | .415 | 5-18    | .278 | 2-6     | .333 | 2        | 22  | 24  | 3.0  | 30  | 2  | 24  | 25  | 1   | 9   | 61  | 7.6  |  |
| 15        | NIANG, Arame    | 10-9  | 248:31 | 24.9 | 32-74   | .432 | 6-22    | .273 | 6-11    | .545 | 14       | 38  | 52  | 5.2  | 32  | 2  | 15  | 21  | 13  | 10  | 76  | 7.6  |  |
| 21        | SCHIMMEL, Milan | 7-6   | 210:16 | 30.0 | 12-36   | .333 | 7-16    | .438 | 10-12   | .833 | 5        | 21  | 26  | 3.7  | 19  | 1  | 14  | 20  | 1   | 6   | 41  | 5.9  |  |
| 14        | MOORE, Addaya   | 4-4   | 119:03 | 29.8 | 10-29   | .345 | 0-2     | .000 | 3-10    | .300 | 7        | 10  | 17  | 4.3  | 9   | 0  | 9   | 14  | 3   | 10  | 23  | 5.8  |  |
| 10        | SCOTT, Jadyn    | 10-4  | 205:37 | 20.6 | 20-35   | .571 | 0-0     | .000 | 11-17   | .647 | 19       | 14  | 33  | 3.3  | 20  | 0  | 11  | 17  | 5   | 8   | 51  | 5.1  |  |
| 1         | WILSON, Caitlyn | 6-0   | 66:16  | 11.0 | 6-29    | .207 | 5-28    | .179 | 0-0     | .000 | 0        | 2   | 2   | 0.3  | 8   | 0  | 2   | 5   | 2   | 3   | 17  | 2.8  |  |
| 33        | GRITZALI, Sofia | 10-2  | 128:02 | 12.8 | 5-19    | .263 | 1-6     | .167 | 11-15   | .733 | 3        | 15  | 18  | 1.8  | 16  | 0  | 11  | 7   | 0   | 6   | 22  | 2.2  |  |
| 4         | BURTON, Riane   | 1-0   | 11:11  | 11.2 | 1-3     | .333 | 0-0     | .000 | 0-0     | .000 | 1        | 0   | 1   | 1.0  | 0   | 0  | 1   | 3   | 0   | 0   | 2   | 2.0  |  |
| 3         | SCOTT, Jada     | 7-1   | 115:33 | 16.5 | 6-21    | .286 | 0-2     | .000 | 2-3     | .667 | 5        | 9   | 14  | 2.0  | 17  | 0  | 4   | 10  | 1   | 2   | 14  | 2.0  |  |
| 50        | KHALIFA, Nesma  | 5-0   | 23:11  | 4.6  | 1-8     | .125 | 0-5     | .000 | 0-0     | .000 | 1        | 2   | 3   | 0.6  | 4   | 0  | 0   | 2   | 1   | 0   | 2   | 0.4  |  |
| 5         | ABDULLAH, Jana  | 1-0   | 02:28  | 2.5  | 0-1     | .000 | 0-1     | .000 | 0-0     | .000 | 0        | 0   | 0   | 0.0  | 0   | 0  | 0   | 0   | 0   | 0   | 0   | 0.0  |  |
| Team      |                 |       |        |      |         |      |         |      |         |      | 18       | 14  | 32  |      |     |    |     | 12  |     |     |     |      |  |
| Total     |                 | 10    | 2025   |      | 239-571 | .419 | 27-133  | .203 | 133-190 | .700 | 116      | 245 | 361 | 36.1 | 207 | 7  | 130 | 185 | 46  | 76  | 638 | 63.8 |  |
| Opponents |                 | 10    | 2025   |      | 243-581 | .418 | 66-186  | .355 | 162-220 | .736 | 109      | 237 | 346 | 34.6 | 154 | 2  | 146 | 145 | 23  | 91  | 714 | 71.4 |  |

## Team Statistics

|                        | UC             | OPP            |
|------------------------|----------------|----------------|
| <b>Scoring</b>         | <b>638</b>     | <b>714</b>     |
| Points per game        | 63.8           | 71.4           |
| Scoring margin         | -7.6           | -              |
| <b>Field goals-att</b> | <b>239-571</b> | <b>243-581</b> |
| Field goal pct         | .419           | .418           |
| <b>3 point fg-att</b>  | <b>27-133</b>  | <b>66-186</b>  |
| 3-point FG pct         | .203           | .355           |
| 3-pt FG made per game  | 2.7            | 6.6            |
| <b>Free throws-att</b> | <b>133-190</b> | <b>162-220</b> |
| Free throw pct         | .700           | .736           |
| F-Throws made per game | 13.3           | 16.2           |
| <b>Rebounds</b>        | <b>361</b>     | <b>346</b>     |
| Rebounds per game      | 36.1           | 34.6           |
| Rebounding margin      | +1.5           | -              |
| <b>Assists</b>         | <b>130</b>     | <b>146</b>     |
| Assists per game       | 13.0           | 14.6           |
| <b>Turnovers</b>       | <b>185</b>     | <b>145</b>     |
| Turnovers per game     | 18.5           | 14.5           |
| Turnover margin        | -4.0           | -              |
| Assist/turnover ratio  | 0.7            | 1.0            |
| <b>Steals</b>          | <b>76</b>      | <b>91</b>      |
| Steals per game        | 7.6            | 9.1            |
| <b>Blocks</b>          | <b>46</b>      | <b>23</b>      |
| Blocks per game        | 4.6            | 2.3            |
| <b>Winning streak</b>  | <b>1</b>       | <b>-</b>       |
| Home win streak        | 0              | -              |
| <b>Attendance</b>      | <b>1187</b>    | <b>1515</b>    |
| Home games-Avg/Game    | 6-198          | 4-379          |
| Neutral site-Avg/Game  | -              | 0-0            |

## Team Results

| Date       | Opponent         |     | Score | Att. |
|------------|------------------|-----|-------|------|
| 11/25/2020 | Northern Ky.     | Wot | 73-67 | 87   |
| 12/05/2020 | at Florida       | L   | 58-81 | 928  |
| 12/10/2020 | Marquette        | L   | 75-86 | 200  |
| 12/12/2020 | at Central Mich. | L   | 62-79 | 0    |
| 12/20/2020 | East Carolina    | L   | 67-74 | 300  |
| 12/22/2020 | South Fla.       | L   | 61-73 | 300  |
| 01/02/2021 | at Wichita St.   | W   | 65-59 | 587  |
| 01/06/2021 | Tulsa            | L   | 57-62 | 300  |
| 01/09/2021 | Tulane           | L   | 49-68 | 0    |
| 01/13/2021 | at Temple        | W   | 71-65 | 0    |





# 2020-21 Cincinnati Women's Basketball Combined Team Statistics In Conference games

Page 1/1  
as of Jan 13, 2021

## Game Records

| Record         | Overall | Home | Away | Neutral |
|----------------|---------|------|------|---------|
| ALL GAMES      | 2-4     | 0-4  | 2-0  | 0-0     |
| CONFERENCE     | 2-4     | 0-4  | 2-0  | 0-0     |
| NON-CONFERENCE | 0-0     | 0-0  | 0-0  | 0-0     |

## Score by Periods

| Team       | 1st | 2nd | 3rd | 4th | OT | TOT |
|------------|-----|-----|-----|-----|----|-----|
| Cincinnati | 85  | 92  | 103 | 90  | 0  | 370 |
| Opponents  | 108 | 79  | 101 | 113 | 0  | 401 |

## Team Box Score

| No.       | Player          |       |        |      | Total   |      | 3-Point |       | F-Throw |      | Rebounds |     |     |      |     |    |    |     |     |     |     |      |  |  |
|-----------|-----------------|-------|--------|------|---------|------|---------|-------|---------|------|----------|-----|-----|------|-----|----|----|-----|-----|-----|-----|------|--|--|
|           |                 | GP-GS | MIN    | AVG  | FG-FGA  | FG%  | 3FG-FGA | 3FG%  | FT-FTA  | FT%  | OFF      | DEF | TOT | AVG  | PF  | DQ | A  | TO  | BLK | STL | PTS | AVG  |  |  |
| 23        | THOMAS, Ilmar'I | 6-6   | 233:01 | 38.8 | 49-102  | .480 | 0-8     | .000  | 38-45   | .844 | 17       | 39  | 56  | 9.3  | 13  | 0  | 19 | 12  | 8   | 8   | 136 | 22.7 |  |  |
| 20        | HAYES, Jillian  | 6-6   | 203:37 | 33.9 | 19-60   | .317 | 2-17    | .118  | 20-36   | .556 | 5        | 29  | 34  | 5.7  | 19  | 1  | 6  | 19  | 3   | 7   | 60  | 10.0 |  |  |
| 2         | HAYMER, Destiny | 4-4   | 106:24 | 26.6 | 14-36   | .389 | 1-7     | .143  | 2-4     | .500 | 2        | 15  | 17  | 4.3  | 13  | 1  | 16 | 12  | 0   | 3   | 31  | 7.8  |  |  |
| 21        | SCHIMMEL, Milan | 3-3   | 100:15 | 33.4 | 5-11    | .455 | 4-4     | 1.000 | 7-8     | .875 | 2        | 12  | 14  | 4.7  | 10  | 1  | 9  | 10  | 1   | 4   | 21  | 7.0  |  |  |
| 15        | NIANG, Arame    | 6-5   | 145:49 | 24.3 | 19-39   | .487 | 1-5     | .200  | 1-2     | .500 | 10       | 20  | 30  | 5.0  | 19  | 1  | 6  | 16  | 10  | 4   | 40  | 6.7  |  |  |
| 10        | SCOTT, JadyN    | 6-3   | 130:55 | 21.8 | 13-22   | .591 | 0-0     | .000  | 6-9     | .667 | 13       | 8   | 21  | 3.5  | 8   | 0  | 9  | 11  | 1   | 6   | 32  | 5.3  |  |  |
| 33        | GRITZALI, Sofia | 6-2   | 103:13 | 17.2 | 5-15    | .333 | 1-5     | .200  | 10-11   | .909 | 2        | 12  | 14  | 2.3  | 13  | 0  | 11 | 6   | 0   | 5   | 21  | 3.5  |  |  |
| 1         | WILSON, Caitlyn | 4-0   | 42:39  | 10.7 | 4-18    | .222 | 3-17    | .176  | 0-0     | .000 | 0        | 1   | 1   | 0.3  | 4   | 0  | 2  | 3   | 1   | 3   | 11  | 2.8  |  |  |
| 3         | SCOTT, Jada     | 6-1   | 107:23 | 17.9 | 6-20    | .300 | 0-2     | .000  | 2-3     | .667 | 4        | 6   | 10  | 1.7  | 15  | 0  | 3  | 9   | 1   | 2   | 14  | 2.3  |  |  |
| 4         | BURTON, Riane   | 1-0   | 11:11  | 11.2 | 1-3     | .333 | 0-0     | .000  | 0-0     | .000 | 1        | 0   | 1   | 1.0  | 0   | 0  | 1  | 3   | 0   | 0   | 2   | 2.0  |  |  |
| 50        | KHALIFA, Nesma  | 2-0   | 13:05  | 6.5  | 1-4     | .250 | 0-2     | .000  | 0-0     | .000 | 1        | 0   | 1   | 0.5  | 4   | 0  | 0  | 2   | 0   | 0   | 2   | 1.0  |  |  |
| 5         | ABDULLAH, Jana  | 1-0   | 02:28  | 2.5  | 0-1     | .000 | 0-1     | .000  | 0-0     | .000 | 0        | 0   | 0   | 0.0  | 0   | 0  | 0  | 0   | 0   | 0   | 0   | 0.0  |  |  |
| Team      |                 |       |        |      |         |      |         |       |         |      | 10       | 7   | 17  |      |     |    | 10 |     |     |     |     |      |  |  |
| Total     |                 | 6     | 1200   |      | 136-331 | .411 | 12-68   | .176  | 86-118  | .729 | 67       | 149 | 216 | 36.0 | 118 | 4  | 82 | 113 | 25  | 42  | 370 | 61.7 |  |  |
| Opponents |                 | 6     | 1200   |      | 135-338 | .399 | 39-110  | .355  | 92-125  | .736 | 62       | 140 | 202 | 33.7 | 97  | 1  | 93 | 84  | 16  | 59  | 401 | 66.8 |  |  |

## Team Statistics

|                        | UC             | OPP            |
|------------------------|----------------|----------------|
| <b>Scoring</b>         | <b>370</b>     | <b>401</b>     |
| Points per game        | 61.7           | 66.8           |
| Scoring margin         | -5.2           | -              |
| <b>Field goals-att</b> | <b>136-331</b> | <b>135-338</b> |
| Field goal pct         | .411           | .399           |
| <b>3 point fg-att</b>  | <b>12-68</b>   | <b>39-110</b>  |
| 3-point FG pct         | .176           | .355           |
| 3-pt FG made per game  | 2.0            | 6.5            |
| <b>Free throws-att</b> | <b>86-118</b>  | <b>92-125</b>  |
| Free throw pct         | .729           | .736           |
| F-Throws made per game | 14.3           | 15.3           |
| <b>Rebounds</b>        | <b>216</b>     | <b>202</b>     |
| Rebounds per game      | 36.0           | 33.7           |
| Rebounding margin      | +2.3           | -              |
| <b>Assists</b>         | <b>82</b>      | <b>93</b>      |
| Assists per game       | 13.7           | 15.5           |
| <b>Turnovers</b>       | <b>113</b>     | <b>84</b>      |
| Turnovers per game     | 18.8           | 14.0           |
| Turnover margin        | -4.8           | -              |
| Assist/turnover ratio  | 0.7            | 1.1            |
| <b>Steals</b>          | <b>42</b>      | <b>59</b>      |
| Steals per game        | 7.0            | 9.8            |
| <b>Blocks</b>          | <b>25</b>      | <b>16</b>      |
| Blocks per game        | 4.2            | 2.7            |
| <b>Winning streak</b>  | <b>1</b>       | <b>-</b>       |
| Home win streak        | 0              | -              |
| <b>Attendance</b>      | <b>900</b>     | <b>587</b>     |
| Home games-Avg/Game    | 4-225          | 2-294          |
| Neutral site-Avg/Game  | -              | 0-0            |

## Team Results

| Date       | Opponent       |   | Score | Att. |
|------------|----------------|---|-------|------|
| 12/20/2020 | East Carolina  | L | 67-74 | 300  |
| 12/22/2020 | South Fla.     | L | 61-73 | 300  |
| 01/02/2021 | at Wichita St. | W | 65-59 | 587  |
| 01/06/2021 | Tulsa          | L | 57-62 | 300  |
| 01/09/2021 | Tulane         | L | 49-68 | 0    |
| 01/13/2021 | at Temple      | W | 71-65 | 0    |



**2020-21 Cincinnati Women's Basketball**  
**Team Game-by-Game**  
**All games**

Page 1/1  
as of Jan 13, 2021

|                  |            |       |     | Total   |      | 3-Pointers |      | Free throws |      | Rebounds |     |     |      |     |     |     |     |     |     |      |  |
|------------------|------------|-------|-----|---------|------|------------|------|-------------|------|----------|-----|-----|------|-----|-----|-----|-----|-----|-----|------|--|
| Opponent         | Date       | Score |     | FG-FGA  | PCT  | 3FG-FGA    | PCT  | FT-FTA      | PCT  | OFF      | DEF | TOT | AVG  | PF  | A   | TO  | BLK | STL | PTS | AVG  |  |
| Northern Ky.     | 11/25/2020 | 73-67 | Wot | 26-57   | .456 | 4-18       | .222 | 17-24       | .708 | 8        | 24  | 32  | 32.0 | 23  | 18  | 18  | 6   | 11  | 73  | 73.0 |  |
| at Florida       | 12/05/2020 | 58-81 | L   | 24-58   | .414 | 3-13       | .231 | 7-13        | .538 | 14       | 31  | 45  | 38.5 | 22  | 9   | 24  | 7   | 3   | 58  | 65.5 |  |
| Marquette        | 12/10/2020 | 75-86 | L   | 28-60   | .467 | 2-11       | .182 | 17-26       | .654 | 15       | 18  | 33  | 36.7 | 23  | 10  | 18  | 3   | 16  | 75  | 68.7 |  |
| at Central Mich. | 12/12/2020 | 62-79 | L   | 25-65   | .385 | 6-23       | .261 | 6-9         | .667 | 12       | 23  | 35  | 36.3 | 21  | 11  | 12  | 5   | 4   | 62  | 67.0 |  |
| East Carolina    | 12/20/2020 | 67-74 | L   | 22-49   | .449 | 3-11       | .273 | 20-25       | .800 | 10       | 22  | 32  | 35.4 | 28  | 18  | 24  | 5   | 8   | 67  | 67.0 |  |
| South Fla.       | 12/22/2020 | 61-73 | L   | 24-53   | .453 | 1-9        | .111 | 12-20       | .600 | 7        | 16  | 23  | 33.3 | 26  | 10  | 14  | 4   | 10  | 61  | 66.0 |  |
| at Wichita St.   | 01/02/2021 | 65-59 | W   | 24-57   | .421 | 3-11       | .273 | 14-19       | .737 | 14       | 28  | 42  | 34.6 | 16  | 16  | 16  | 7   | 4   | 65  | 65.9 |  |
| Tulsa            | 01/06/2021 | 57-62 | L   | 20-54   | .370 | 1-4        | .250 | 16-23       | .696 | 11       | 31  | 42  | 35.5 | 21  | 12  | 19  | 5   | 6   | 57  | 64.8 |  |
| Tulane           | 01/09/2021 | 49-68 | L   | 17-52   | .327 | 3-22       | .136 | 12-16       | .750 | 13       | 20  | 33  | 35.2 | 18  | 6   | 24  | 0   | 6   | 49  | 63.0 |  |
| at Temple        | 01/13/2021 | 71-65 | W   | 29-66   | .439 | 1-11       | .091 | 12-15       | .800 | 12       | 32  | 44  | 36.1 | 9   | 20  | 16  | 4   | 8   | 71  | 63.8 |  |
| Total            |            | 638   |     | 239-571 | .419 | 27-133     | .203 | 133-190     | .700 | 116      | 245 | 361 | 36.1 | 207 | 130 | 185 | 46  | 76  | 638 | 63.8 |  |
| Opponents        |            | 714   |     | 243-581 | .418 | 66-186     | .355 | 162-220     | .736 | 109      | 237 | 346 | 34.6 | 154 | 146 | 145 | 23  | 91  | 714 | 71.4 |  |

**Cincinnati Averages**

| Games Played | Points/game | FG Pct | 3FG Pct | FT Pct | Rebounds/game | Assists/game | Turnovers/game | Assist/Turnover ratio | Steals/game | Blocks/game |
|--------------|-------------|--------|---------|--------|---------------|--------------|----------------|-----------------------|-------------|-------------|
| 10           | 63.8        | 41.9   | 20.3    | 70.0   | 36.1          | 13.0         | 18.5           | 0.7                   | 7.6         | 4.6         |



# 2020-21 Cincinnati Women's Basketball Opponents Game-by-Game All games

Page 1/1  
as of Jan 13, 2021

|                  |            |       |     | Total   |      | 3-Pointers |      | Free throws |      | Rebounds |     |     |      |     |     |     |     |     |     |      |  |
|------------------|------------|-------|-----|---------|------|------------|------|-------------|------|----------|-----|-----|------|-----|-----|-----|-----|-----|-----|------|--|
| Opponent         | Date       | Score |     | FG-FGA  | PCT  | 3FG-FGA    | PCT  | FT-FTA      | PCT  | OFF      | DEF | TOT | AVG  | PF  | A   | TO  | BLK | STL | PTS | AVG  |  |
| Northern Ky.     | 11/25/2020 | 73-67 | Wot | 25-59   | .424 | 3-14       | .214 | 14-23       | .609 | 12       | 23  | 35  | 35.0 | 17  | 10  | 20  | 3   | 1   | 67  | 67.0 |  |
| at Florida       | 12/05/2020 | 58-81 | L   | 29-67   | .433 | 7-20       | .350 | 16-21       | .762 | 10       | 23  | 33  | 34.0 | 14  | 9   | 10  | 1   | 15  | 81  | 74.0 |  |
| Marquette        | 12/10/2020 | 75-86 | L   | 30-61   | .492 | 4-12       | .333 | 22-29       | .759 | 16       | 21  | 37  | 35.0 | 16  | 20  | 18  | 1   | 9   | 86  | 78.0 |  |
| at Central Mich. | 12/12/2020 | 62-79 | L   | 24-56   | .429 | 13-30      | .433 | 18-22       | .818 | 9        | 30  | 39  | 36.0 | 10  | 14  | 13  | 2   | 7   | 79  | 78.3 |  |
| East Carolina    | 12/20/2020 | 67-74 | L   | 21-56   | .375 | 5-12       | .417 | 27-33       | .818 | 12       | 20  | 32  | 35.2 | 20  | 11  | 12  | 4   | 11  | 74  | 77.4 |  |
| South Fla.       | 12/22/2020 | 61-73 | L   | 23-49   | .469 | 8-21       | .381 | 19-31       | .613 | 13       | 27  | 40  | 36.0 | 16  | 16  | 16  | 4   | 4   | 73  | 76.7 |  |
| at Wichita St.   | 01/02/2021 | 65-59 | W   | 23-63   | .365 | 7-22       | .318 | 6-12        | .500 | 14       | 21  | 35  | 35.9 | 16  | 15  | 13  | 3   | 10  | 59  | 74.1 |  |
| Tulsa            | 01/06/2021 | 57-62 | L   | 22-60   | .367 | 7-20       | .350 | 11-12       | .917 | 8        | 27  | 35  | 35.8 | 18  | 14  | 13  | 2   | 13  | 62  | 72.6 |  |
| Tulane           | 01/09/2021 | 49-68 | L   | 22-48   | .458 | 5-15       | .333 | 19-24       | .792 | 8        | 20  | 28  | 34.9 | 13  | 16  | 15  | 2   | 9   | 68  | 72.1 |  |
| at Temple        | 01/13/2021 | 71-65 | W   | 24-62   | .387 | 7-20       | .350 | 10-13       | .769 | 7        | 25  | 32  | 34.6 | 14  | 21  | 15  | 1   | 12  | 65  | 71.4 |  |
| Total            |            | 714   |     | 243-581 | .418 | 66-186     | .355 | 162-220     | .736 | 109      | 237 | 346 | 34.6 | 154 | 146 | 145 | 23  | 91  | 714 | 71.4 |  |
| Cincinnati       |            | 638   |     | 239-571 | .419 | 27-133     | .203 | 133-190     | .700 | 116      | 245 | 361 | 36.1 | 207 | 130 | 185 | 46  | 76  | 638 | 63.8 |  |

## Opponents Averages

| Games Played | Points/game | FG Pct | 3FG Pct | FT Pct | Rebounds/game | Assists/game | Turnovers/game | Assist/Turnover ratio | Steals/game | Blocks/game |
|--------------|-------------|--------|---------|--------|---------------|--------------|----------------|-----------------------|-------------|-------------|
| 10           | 71.4        | 41.8   | 35.5    | 73.6   | 34.6          | 14.6         | 14.5           | 1.0                   | 9.1         | 2.3         |



2020-21 Cincinnati Women's Basketball  
Season Schedule/Results & Leaders  
All games

Page 1/1  
as of Jan 13, 2021

### Game Records

| Record         | Overall | Home | Away | Neutral |
|----------------|---------|------|------|---------|
| ALL GAMES      | 3-7     | 1-5  | 2-2  | 0-0     |
| CONFERENCE     | 2-4     | 0-4  | 2-0  | 0-0     |
| NON-CONFERENCE | 1-3     | 1-1  | 0-2  | 0-0     |

### Team Results

| Date       | Opponent         |     | Score | Att. | High Points          | High Rebounds        |
|------------|------------------|-----|-------|------|----------------------|----------------------|
| 11/25/2020 | Northern Ky.     | Wot | 73-67 | 87   | (34) THOMAS, Ilmar'I | (7) THOMAS, Ilmar'I  |
| 12/05/2020 | at Florida       | L   | 58-81 | 928  | (23) THOMAS, Ilmar'I | (13) NIANG, Arame    |
| 12/10/2020 | Marquette        | L   | 75-86 | 200  | (32) THOMAS, Ilmar'I | (8) THOMAS, Ilmar'I  |
| 12/12/2020 | at Central Mich. | L   | 62-79 | 0    | (25) THOMAS, Ilmar'I | (8) THOMAS, Ilmar'I  |
| 12/20/2020 | East Carolina    | L   | 67-74 | 300  | (23) THOMAS, Ilmar'I | (6) THOMAS, Ilmar'I  |
| 12/22/2020 | South Fla.       | L   | 61-73 | 300  | (32) THOMAS, Ilmar'I | (6) THOMAS, Ilmar'I  |
|            |                  |     |       |      |                      | (6) HAYES, Jillian   |
| 01/02/2021 | at Wichita St.   | W   | 65-59 | 587  | (24) THOMAS, Ilmar'I | (17) THOMAS, Ilmar'I |
| 01/06/2021 | Tulsa            | L   | 57-62 | 300  | (24) THOMAS, Ilmar'I | (12) THOMAS, Ilmar'I |
| 01/09/2021 | Tulane           | L   | 49-68 | 0    | (16) HAYES, Jillian  | (8) HAYES, Jillian   |
| 01/13/2021 | at Temple        | W   | 71-65 | 0    | (24) THOMAS, Ilmar'I | (12) THOMAS, Ilmar'I |

### Attendance Summary

|              | Games     | Attend      | Avg/Game   |
|--------------|-----------|-------------|------------|
| Home         | 6         | 1187        | 198        |
| Away         | 4         | 1515        | 379        |
| Neutral      | 0         | 0           | 0          |
| <b>Total</b> | <b>10</b> | <b>2702</b> | <b>270</b> |



**2020-21 Cincinnati Women's Basketball**  
**Points-rebounds-assists**  
**All games**

Page 1/1  
as of Jan 13, 2021

| Opponent  | Date       | Score |     | 1<br>WILSON,CAI | 2<br>HAYMER,DES | 3<br>SCOTT,JADA | 4<br>BURTON,RIA | 5<br>ABDULLAH,J | 10<br>SCOTT,JADY | 14<br>MOORE,ADDA | 15<br>NIANG,ARAM | 20<br>HAYES,JILL | 21<br>SCHIMMEL,M | 23<br>THOMAS,IIM |
|-----------|------------|-------|-----|-----------------|-----------------|-----------------|-----------------|-----------------|------------------|------------------|------------------|------------------|------------------|------------------|
| NKU       | 11/25/2020 | 73-67 | Wot | 0-0-0           | 7-1-3           | DNP             | DNP             | DNP             | 3-3-1            | 8-6-3            | 13-3-3           | 0-4-2            | 8-3-0            | 34-7-6           |
| at UF     | 12/05/2020 | 58-81 | L   | DNP             | 4-2-0           | DNP             | DNP             | DNP             | 3-3-0            | 4-6-4            | 12-13-3          | 7-4-0            | 5-3-0            | 23-5-2           |
| Marq      | 12/10/2020 | 75-86 | L   | DNP             | 13-1-3          | DNP             | DNP             | DNP             | 9-4-0            | 6-2-0            | 3-2-1            | 4-6-0            | 7-5-4            | 32-8-2           |
| at CMU    | 12/12/2020 | 62-79 | L   | 6-1-0           | 6-3-2           | 0-4-1           | DNP             | DNP             | 4-2-1            | 5-3-2            | 8-4-2            | 8-7-0            | 0-1-1            | 25-8-2           |
| ECU       | 12/20/2020 | 67-74 | L   | 8-0-2           | DNP             | 0-1-1           | DNP             | DNP             | 11-2-3           | DNP              | 2-4-1            | 10-5-2           | 4-3-4            | 23-6-2           |
| USF       | 12/22/2020 | 61-73 | L   | 0-0-0           | 4-2-4           | 0-0-0           | DNP             | DNP             | 2-1-0            | DNP              | 12-3-0           | 4-6-1            | 5-4-0            | 32-6-5           |
| at WSU    | 01/02/2021 | 65-59 | W   | DNP             | 10-4-3          | 2-1-0           | DNP             | DNP             | 2-1-1            | DNP              | 10-6-1           | 2-2-1            | 12-7-5           | 24-17-5          |
| Tulsa     | 01/06/2021 | 57-62 | L   | 0-0-0           | 6-4-1           | 8-2-1           | DNP             | DNP             | 3-4-1            | DNP              | 8-8-2            | 8-9-1            | DNP              | 24-12-4          |
| Tulane    | 01/09/2021 | 49-68 | L   | 3-1-0           | DNP             | 0-4-1           | DNP             | 0-0-0           | 10-7-1           | DNP              | 4-6-1            | 16-8-0           | DNP              | 9-3-1            |
| at Temple | 01/13/2021 | 71-65 | W   | DNP             | 11-7-8          | 4-2-0           | 2-1-1           | DNP             | 4-6-3            | DNP              | 4-3-1            | 20-4-1           | DNP              | 24-12-2          |

| Opponent  | Date       | Score |     | 33<br>GRITZALI,S | 50<br>KHALIFA,NE |
|-----------|------------|-------|-----|------------------|------------------|
| NKU       | 11/25/2020 | 73-67 | Wot | 0-1-0            | 0-1-0            |
| at UF     | 12/05/2020 | 58-81 | L   | 0-1-0            | 0-1-0            |
| Marq      | 12/10/2020 | 75-86 | L   | 1-2-0            | 0-0-0            |
| at CMU    | 12/12/2020 | 62-79 | L   | 0-0-0            | DNP              |
| ECU       | 12/20/2020 | 67-74 | L   | 7-3-3            | 2-1-0            |
| USF       | 12/22/2020 | 61-73 | L   | 2-1-0            | 0-0-0            |
| at WSU    | 01/02/2021 | 65-59 | W   | 3-1-0            | DNP              |
| Tulsa     | 01/06/2021 | 57-62 | L   | 0-0-2            | DNP              |
| Tulane    | 01/09/2021 | 49-68 | L   | 7-4-2            | DNP              |
| at Temple | 01/13/2021 | 71-65 | W   | 2-5-4            | DNP              |