



CINCINNATI™



CHICK-FIL-A PEACH BOWL GAME NOTES

UC ATHLETICS COMMUNICATIONS 2751 O'VARSITY WAY SUITE 860 CINCINNATI, OHIO 45221-0021 • GOBEARCATS.COM



GAME
10

CINCINNATI

8 CINCINNATI

9-0 • 6-0 AAC



9 GEORGIA

7-2 • 7-2 SEC

GEORGIA

FRIDAY, JAN. 1, 2021 • NOON ET • MERCEDES-BENZ STADIUM • ATLANTA, GA.

2020 SCHEDULE / RESULTS

DATE	OPPONENT (TV)	TIME (ET)/RES
Sept. 19	AUSTIN PEAY (ESPN+)	W, 55-20
Sept. 26	22 ARMY WEST POINT (ESPN)	W, 24-10
Oct. 3	USF * (ESPN+)	W, 28-7
Oct. 24	@ 16 SMU * (ESPN2)	W, 42-13
Oct. 31	MEMPHIS * (ESPN)	W, 49-10
Nov. 7	HOUSTON * (ABC)	W, 38-10
Nov. 13	ECU * (ESPN2)	W, 55-17
Nov. 21	@ UCF * (ESPN)	W, 36-33
Dec. 19	vs. 23 Tulsa ^ (ABC)	W, 27-24
Jan. 1	vs. 9 Georgia % (ESPN)	Noon

All times ET. Home games in **BOLD CAPS**, played at Nippert Stadium. * - American Athletic Conference game. ^ - AAC Championship Game. % - Chick-fil-A Peach Bowl.

ON THE AIR

TV: ESPN

- Play-by-Play Mark Jones
- Analyst Dusty Dvoracek
- Reporter Kris Budden
- **Online:** WatchESPN.com
- **Mobile App:** ESPN

RADIO: BEARCATS SPORTS NETWORK

- Play-by-Play Dan Hoard
- Analyst Jim Kelly Jr.
- Sideline Reporter Tony Pike
- Host/Engineer Mo Egger
- **Local:** 700 WLW AM
- **Satellite:** XM 380 / Internet 970

NATIONAL RADIO: ESPN Radio

- Play-by-Play Dave O'Brien
- Analyst Mike Golic Jr.
- **Satellite:** Sirius 84 / XM 84 / Internet 84

LIVE STATS: Cincinnati.StatBroadcast.com

SOCIAL MEDIA

- Twitter @GoBears | @GoBearsFB | @CoachFick
- Hashtag #Bears | #TEAM | #CinCityPride
- Instagram @GoBears | @GoBears FB
- Facebook GoBears | GoBearsFootball

ATHLETICS COMMUNICATIONS

RYAN KOSLEN Assoc. AD / Football Contact
 Phone (O/C): 513-556-5186 / 513-497-3132
 Email: Ryan.Koslen@uc.edu
 Twitter: @Koz_UC

Web: GoBEARCATS.com

2020 AMERICAN ATHLETIC CONFERENCE CHAMPIONS



8 CINCINNATI BEARCATS

Head Coach Luke Fickell
Record at Cincinnati 35-13 (Fourth Year)
Overall Record 41-20 (Fifth Year)



9 GEORGIA BULLDOGS

Head Coach Kirby Smart
Record at School 51-14 (Fifth Year)
Overall Record Same

GAME INFORMATION

Facility Mercedes-Benz Stadium
Capacity 71,000 (16,500 for Chick-fil-A Peach Bowl)
TV ESPN
Radio 700 WLW AM / XM 380 / Internet 970
Online ESPNRadio.com
Series Record Georgia leads 2-0
Neutral Site First Meeting
Last Meeting Oct. 30, 1976 - UGA won 31-17

NOW IT'S TIME FOR THE BREAKDOWN

The No. 8 University of Cincinnati football team, 2020 American Athletic Conference Champions, face No. 9 Georgia in the Chick-fil-A Peach Bowl on Friday, Jan. 1, 2021 at noon inside Mercedes-Benz Stadium in Atlanta. UC's first New Year's Six bowl since appearing in back-to-back games in 2008 and 2009 will be televised by ESPN and air on 700 WLW AM.

THE SERIES

The teams have met twice previously but New Year's Day will mark the first meeting in over 44 years. Georgia holds a 2-0 edge in the series, winning a 35-13 decision at Nippert Stadium on Oct. 24, 1942 and a 31-17 matchup at Sanford Stadium on Oct. 30, 1976. The Chick-fil-A Peach Bowl marks the first matchup at a neutral site.

THE COACHES

LUKE FICKELL, a two-time AAC Coach of the Year, is in his fourth season at UC. He has led the Bearcats to back-to-back 11-win seasons, the 2019 AAC East Division title and consecutive bowl wins in the 2018 Military Bowl and 2019 TicketSmarter Birmingham Bowl. A veteran of 20 years in the FBS ranks, Fickell has been a part of two national championship squads, nine conference title-winning teams (seven as a coach, two as a player at Ohio State) with 16 postseason games and 13 NFL Draft selections.

KIRBY SMART is 51-14 in his fifth year at his alma mater. Since 2015, Georgia has three SEC Eastern Division championships, 51 wins, an SEC title, three bowl victories and an appearance in one national championship game. Prior to returning to Athens, Smart spent nine years at Alabama with previous stints with the Miami Dolphins, UGA, LSU, Florida State and Valdosta State.

STREAKS, STORYLINES, SIDEBARS ...

- UC plays its 133rd football season in 2020. The Bearcats program dates to 1885 and is one of the 10 oldest in the NCAA FBS. UC has won a league title six times in the last 14 years and has played 12 bowl games in the past 15 years.
- Due to the COVID-19 pandemic, UC lost games at Nebraska, Temple, Tulsa, vs. Miami (OH) and Western Michigan. The APSU game moved from Sept. 3 to Sept. 19, UC added Army on Sept. 26 and the TU game moved five times before being canceled.
- UC has won five-straight American Athletic Conference FB Team Academic Excellence Awards from 2015-20.
- Fifteen states and four countries are represented on UC's 2020 roster, which features nearly 62 percent (77/125) Ohio natives, including 31 from Cincinnati. Eighty-three of UC's 125 players (66.4 percent) are sophomores or below.
- UC has signed 247Sports' top-ranked recruiting class in the American in three of the last four years.
- UC is 31-5 since 2018, ranking among the top five teams in CFB in winning percentage during that span (.861).
- A win in the Peach Bowl would give UC its first undefeated campaign in the modern era (last was 3-0 in 1918) along with double-digit victories for the third-straight season and only the ninth time in school history.
- UC has an 10-9 all-time bowl record, winning consecutive bowl games in 2018 (Military) and 2019 (Birmingham) for the first time since 2011 (Liberty) and 2012 (Belk), making 16 of its 20 all-time postseason appearances in the last 20 seasons.
- UC has won 20-straight at Nippert Stadium, going undefeated at home in three-straight seasons for the first time in school history.
- UC ranks in the Top-10 of all three national polls for the first time since the end of the 2009 regular season and is off to an 9-0 start for the fourth time in program history, along with 1951, 1954 and 2009.
- UC scored 36 at UCF, 55 vs. ECU, 38 vs. Houston, 49 against Memphis and 42 at SMU, the first time in UC history scoring 36 or more points in five-straight games. UC is outscoring its opponents 354-144 this season.
- UC has forced a turnover in 19-straight games, the longest active streak in the NCAA FBS.
- UC has outscored foes 65-25 in the fourth quarter the past six games, with a 42-11 mark against SMU, Memphis and UCF.
- UC won the 2020 AAC Championship, its 15th all time, first league title since 2014 and first outright crown since 2009.
- UC had a school-record 17 players named to the All-AAC teams, including AAC Offensive Player of the Year Desmond Ridder.
- Head Coach Luke Fickell was the AAC Coach of the Year and DC Marcus Freeman is a finalist for the Broyles Award.

GET CONNECTED:



GoBears
GoBearsFootball



GoBears
GoBearsFB / Coach Fick



GoBears
GoBearsFB



gobears.com
bears_cats

The University of Cincinnati Athletics Communications Office is ready to assist you in to make the experience of covering UC Athletics productive and rewarding.

Richard E. Lindner Center • Suite 860
2751 O'Varsity Way • Cincinnati, OH 45221-0021

SID Phone.....513-556-5191
Press Box Phone.....513-556-1010
Website.....GoBEARCATS.com

Ryan Koslen.....Associate AD/Football Contact
513-497-3132Ryan.Koslen@uc.edu
Andre Foushee.....Assistant AD
513-556-5182Andre.Foushee@uc.edu
Mollie Radzinski.....Assistant AD
513-556-0667Mollie.Radzinski@uc.edu
Kelsey Sharkey.....FB Video Contact
513-556-5986Kelsey.Sharkey@uc.edu

ON THE WEB

Information on the University of Cincinnati football team is available at www.GoBEARCATS.com. To receive the UC updates via email, please send a request to Ryan Koslen (ryan.koslen@uc.edu).

Information on the American Athletic Conference and all member institutions is also available through the league's web site at www.TheAmerican.org.

MEDIA CREDENTIALS

Requests for official working media credentials should be directed to the UC Athletics Communications Office. All requests should be received no later than noon, four days prior to the game. Visit the football page at GoBEARCATS.com to request credentials online.

Due to the COVID-19 pandemic, 2020 football credentials will only be issued on a single-game basis and no passes will be mailed out prior to gameday.

On gameday, media should park in Corry Garage, pick up their credentials inside Armory Fieldhouse, go through a health screening and temperature check and enter Nippert Stadium through Gate B.

Masks will be required at both credential pickup and at any point inside Nippert Stadium to comply with state of Ohio, Hamilton County and University orders.

SCOUTING PASSES

Professional scouts may obtain credentials through UC's Athletics Communications Office. Scouts will be issued seating in the press box on a space-available basis.

SIDELINE PASSES

The University of Cincinnati follows NCAA guidelines regarding media representatives on the sidelines. Sideline shooting spaces will be extremely limited during the 2020 season but every effort will be made to accommodate media requests. Photographers and videographers will only be permitted to shoot behind the restraining lines in either end zone, but both photographers and videographers will be permitted to shoot from the stands or concourse areas in 2020.

PRESS BOX SERVICES

All media members will be provided with access to game notes via GoBEARCATS.com. At the quarter breaks and halftime, quickie stats and drive charts will be distributed via email. Following the game, a complete post-game statistics package will be distributed via email and will contain a scoring summary, final team statistics, final individual statistics, complete play-by-play, drive charts for both halves, halftime statistics, defensive statistics, substitution chart, post-game quotes from both head coaches and players and post-game notes.

LIVE STATS

Live in-game statistics will be available via StatBroadcast.

Following each UC home game, the athletic communications office will be happy to email whatever information media members need to their respective agencies. Please ask any member of the staff for assistance on this matter.

INTERNET

Wireless Internet is available in the press box at Nippert Stadium. Members of the Athletics Communications staff will be available to assist you. There is no access fee.

WEEKLY MEDIA AVAILABILITY

Head Coach Luke Fickell will be available to the media via Zoom every Tuesday at noon ET during the season with the exception of UC's bye week.

AAC ON ESPN+

In Spring 2019, the AAC and ESPN agreed to a 12-year media rights extension beginning in 2020-21. In football, in addition to The American's games continuing to appear on ESPN networks (ABC, ESPN, ESPN2 and ESPNU), select conference-controlled home games will be available exclusively on ESPN+. In 2020, it is projected that about 16 games will be on ESPN+, with the intention of at least one of each team, home or away.

BEARCATS INSIDER TV SHOW

Bearcats Insider, a weekly show on FOX Sports Ohio covering UC Athletics, returns in 2020. The 30-minute show, which airs weekly through the season, is hosted by Dan Hoard and former Bearcats standout Tony Pike. Visit FoxSportsOhio.com for a complete schedule.

LUKE FICKELL RADIO SHOW

The hour-long program with Coach Fickell, Dan Hoard and Jim Kelly Jr. will air weekly from 8-9 p.m. ET on both ESPN 1530 AM and 700 WLW AM this season. Fans can listen online at iheart.com and through 700 WLW and ESPN 1530's iHeartRadio app. For those who can't catch the program live, a podcast of the weekly program will be made available free of charge on 700WLW.com.

MOBILE APP

The Cincinnati Bearcats app for iPhone, iPad and Android devices offers fans a wide variety of information on the Bearcats — home and away. The free app is available in the App Store and Google Play.

2020 QUICK FACTS

GENERAL INFORMATION

Location Cincinnati, OH 45221
Founded 1819
Enrollment 46,798
Conference American Athletic
Nickname Bearcats
Colors Red (PMS 186) & Black
Home Field Nippert Stadium
Surface/Capacity UBU Speed Series M6-M/40,000
President Neville G. Pinto, PhD
Director of Athletics John Cunningham
Faculty Representative Brian Hatch, PhD

HISTORY

First Year of Football 1885
All-Time Record 637-593-50
All-Time Bowl Record 10-9
Last Bowl 2020 Birmingham
Last Bowl Opponent Boston College (W, 38-6)

2020 TEAM INFORMATION

Basic Offense Multiple
Basic Defense Multiple
Letterwinners Returning/Lost 52/28
O | D | ST 22/14 | 28/11 | 2/3
Starters Returning/Lost 16/9
O | D | ST 6/5 | 9/2 | 1/2

2019 INFORMATION

Overall Record 11-3
Home/Road/Neutral 6-0/4-3/1-0
American Record/Finish 6-2/3rd AAC East
Final Ranking 21 (AP/USA Today/CFP)

COACHING STAFF

Head Coach Luke Fickell
Alma Mater Ohio State '97
Record at UC/Year 35-13/4
Career Record/Year 41-20/5
Football Office Phone (513) 556-4110
Twitter @CoachFick
Best time to reach coach Contact SID
Associate Head Coach/RB Dan Enos
Defensive Coordinator/LB Marcus Freeman
Offensive Coordinator/TE Mike Denbrock
Passing Game Coordinator/QB Gino Guidugli
Special Teams Coordinator Brian Mason
Assistant Coaches Mike Brown (WR), Ron Crook (OL)
... Perry Eliano (CB), Colin Hirschler (S), Greg Scruggs (DL)
Defensive GAs Spencer Rymiszewski, Nick Sharp
Offensive GA Nate Letton
Senior Defensive Analyst Jon Tenuta
Quality Control Asst Armon Binns (Off.)



CollegePressBox.com is the official media website for Division I football. Access and download weekly game notes, quotes, statistics, media guides, headshots, logos and more for each conference and its member schools.

Register for access at collegepressbox.com/register.

FIVE-PLUS THINGS TO KNOW ABOUT CINCINNATI

<p>1 CHAMPIONS</p> <p>The Bearcats won the AAC title on a field goal by Cole Smith at the gun, their first outright league crown since 2009 ... UC is off to an 9-0 start for the fourth time in program history, along with 1951, 1954 and 2009 ... UC, Alabama and Coastal Carolina are the only three FBS teams to post an undefeated 2020 record with 8+ games ... UC was No. 8 in the final College Football Playoff rankings and the Chick-fil-A Peach Bowl marks its first New Year's Six game and its first New Year's Day bowl since the 2009 Sugar Bowl vs. Florida.</p>	<p>2 CHART TOPPERS</p> <p>UC and Clemson are the only teams in the CFP top eight to rank among the NCAA FBS' Top-20 teams in scoring and total offense and scoring and total defense ... the Bearcats boast one of the nation's top defenses which ranks in the top 15 in five categories, including second in team interceptions (15) and seventh in scoring defense, giving up only 16 points per game ... UC's offense led the American in rushing offense (225.0) and fewest sacks allowed (11.0) while ranking second in scoring offense (39.3) and third in total offense (467.2).</p>	<p>3 NINE TIMES</p> <p>QB Desmond Ridder was the AAC's Offensive Player of the Year, a First-Team All-AAC selection, the AAC Championship MOP and a finalist for the Manning Award ... Ridder has passed for 2,090 yards and 17 TDs while rushing for 609 yards and 12 scores in 2020, the most rushing TDs this year by an FBS QB ... He has 22 career rushing scores, most ever for a UC QB and No. 8 in the Bearcats annals ... Over the past six games, Ridder has accounted for 23 TDs, passing for 1,493 yards and 11 TDs while running for 538 yards (7.9 YPR) and 12 TDs.</p>	<p>4 BLACKCATS</p> <p>UC's Blackcats defense, coached by Broyles Award finalist Marcus Freeman held eight of the UC's nine opponents under 24 points including facing three Top-25 offense and limiting them to a combined 33 points ... UC allowed 16 TDs on defense this year, second in the NCAA FBS among teams with nine or more games ... UC ranks in the NCAA's Top-15 in five categories, including No. 2 in both interceptions (15) and team pass efficiency defense and has forced a turnover in 19-straight games, the longest active FBS streak.</p>	<p>5 SUDDEN CHANGE</p> <p>The COVID-19 pandemic led to some disruptions of UC's season ... games vs. Miami (OH), Nebraska Temple, Tulsa and W. Michigan were canceled and a game vs. Army West Point was added ... UC's regular-season game with Tulsa was moved four times before being called off and the teams met in the AAC title game ... the Bearcats didn't start the season until Sept. 19, faced a 21-day layoff between the USF and SMU games and then a 28-day layoff, including a two-week pause of activities, between the UCF and AAC Championship games.</p>
---	---	--	---	---

GAME-BY-GAME CAPSULES

<p>GAME 1 SEPT. 19, 2020</p> <p>AUSTIN PEAY • 20 13 CINCINNATI • 55</p> <p>NIPPERT STADIUM • CINCINNATI, OHIO</p>		<p>Gerrid Doaks scored four touchdowns, including a career-high three rushing TDs, and No. 13 Cincinnati beat Austin Peay 55-20 in the Bearcats' season opener. Desmond Ridder passed for 196 yards and two TDs for Cincinnati in a game that originally was scheduled for Sept. 3. It was the latest start for a Bearcats season since 1968 when they played at Texas Tech on Sept. 21.</p>	<p>GAME 6 NOV. 7, 2020</p> <p>HOUSTON • 10 6 CINCINNATI • 38</p> <p>NIPPERT STADIUM • CINCINNATI, OHIO</p>		<p>Gerrid Doaks rushed for a career-high 184 yards, Desmond Ridder ran for three scores and threw for another, and No. 6 Cincinnati rolled to a 38-10 victory over Houston. Doaks ran for the most yards by a Bearcats player since Mike Boone's 212 in 2014 against South Florida. It was Doaks' best total since he had 149 on Nov. 4, 2017, at Tulane. Ridder rushed for 103 yards and threw for 162.</p>
<p>GAME 2 SEPT. 26, 2020</p> <p>22 ARMY • 10 14 CINCINNATI • 24</p> <p>NIPPERT STADIUM • CINCINNATI, OHIO</p>		<p>Desmond Ridder passed for 258 yards and two touchdowns as No. 14 Cincinnati defeated No. 22 Army 24-10 in the first matchup of ranked teams at Nippert Stadium since 2008. The Bearcats' defense was stout, limiting the Black Knights vaunted triple-option offense, which came in averaging 389.5 rushing yards, but the Bearcats held the Black Knights to 182.</p>	<p>GAME 7 NOV. 13, 2020</p> <p>ECU • 17 7 CINCINNATI • 55</p> <p>NIPPERT STADIUM • CINCINNATI, OHIO</p>		<p>Desmond Ridder threw for 327 yards and three touchdowns and ran for another score to help No. 7 Cincinnati rout East Carolina 55-17. In Cincinnati's three-point victory in Greenville, N.C. last year, the Pirates scored 43 points and piled up 638 yards. The Bearcats were motivated to prevent a repeat. East Carolina had 293 total yards, over 100 below its season average.</p>
<p>GAME 3 OCT. 3, 2020</p> <p>USF • 7 15 CINCINNATI • 28</p> <p>NIPPERT STADIUM • CINCINNATI, OHIO</p>		<p>Gerrid Doaks ran for 102 yards and a touchdown, Tre Tucker returned a kickoff 97 yards for a score and No. 15 Cincinnati had five interceptions in a 28-7 victory over USF. It was the first 100-yard rushing game for Doaks since November 2019 when he ran for 123 against UConn. Tucker returned the kickoff late in the third to put Cincinnati ahead 28-7, UC's first kick return TD since 2011.</p>	<p>GAME 8 NOV. 21, 2020</p> <p>7 CINCINNATI • 36 UCF • 33</p> <p>THE BOUNCE HOUSE • ORLANDO, FLA.</p>		<p>No. 7 Cincinnati found itself in a four-quarter struggle for the first time all season and Desmond Ridder and the Bearcats showed they can take a punch. Ridder threw two touchdown passes and ran for two scores as Cincinnati defeated UCF 36-33. UC's Darrick Forest picked off a Dillon Gabriel pass early in the fourth quarter and returned it 20 yards to the Knights' 16 setting up the go-ahead score.</p>
<p>GAME 4 OCT. 24, 2020</p> <p>9 CINCINNATI • 42 16 SMU • 13</p> <p>FORD STADIUM • DALLAS, TEXAS</p>		<p>Desmond Ridder ran for 179 yards on only eight carries and scored three TDs, including a 91-yarder in the fourth quarter. He also threw for 126 yards and a score to help No. 9 Cincinnati beat No. 16 SMU 42-13 on Saturday night in a showdown of unbeaten teams. Ridder's 91-yard TD run down the left sideline, with no one ahead of him during the final 60 yards, gave Cincinnati a 35-13 lead.</p>	<p>GAME 9 DEC. 19, 2020</p> <p>23 TULSA • 24 9 CINCINNATI • 27</p> <p>NIPPERT STADIUM • CINCINNATI, OHIO AAC CHAMPIONSHIP GAME</p>		<p>Cole Smith made a 34-yard field goal as time expired to give No. 9 Cincinnati a 27-24 victory over No. 23 Tulsa in the rainy American Conference Championship game. Alec Pierce had a career-high 146 yards receiving on five catches, Desmond Ridder passed for 269 yards and a touchdown and ran for a score, and Jerome Ford added a 42-yard scoring run for the Bearcats.</p>
<p>GAME 5 OCT. 31, 2020</p> <p>MEMPHIS • 10 7 CINCINNATI • 49</p> <p>NIPPERT STADIUM • CINCINNATI, OHIO</p>		<p>Desmond Ridder threw touchdown passes to three different receivers and ran for two and Jerome Ford also scored twice as No. 7 Cincinnati remained undefeated with a 49-10 win over the Memphis Tigers on Saturday. The stingy UC defense, ranked 18th in the nation in total defense going into the game, sacked Memphis QB Brady White six times and held the Tigers to five yards rushing.</p>	<p>GAME 10 JAN. 1, 2021</p> <p>8 CINCINNATI VS. 9 GEORGIA</p> <p>MERCEDES-BENZ STADIUM • ATLANTA, GA. CHICK-FIL-A PEACH BOWL</p>		

ATLANTA, GEORGIA



While Atlanta is sprawling with towering buildings made of glass and steel, it is truly a city in the forest, dotted with expansive green spaces. This urban oasis is a multi-cultural haven for residents and visitors alike, yet exudes Southern hospitality. Individuals from all walks of life add to the city's charm and personality.

Atlanta began as a railroad terminus and remains a transportation hub, but with a 21st-century, global approach. Hartsfield-Jackson Atlanta International Airport is the busiest airport in the world, and 80 percent of the U.S. population lives within a two-hour flight. Visitors can roll into Downtown directly from the airport by riding Atlanta's public rail system, MARTA.

The recently refreshed Centennial Olympic Park is Downtown's centerpiece and is anchored by the Fountain of Rings, an everlasting reminder of the 1996 Summer Olympic Games. Next door, attractions surround Pemberton Place such as Georgia Aquarium, World of Coca-Cola and The National Center for Civil and Human Rights. Atlanta Streetcar is the city's modern-day trolley, carrying passengers from the convention and entertainment district to the eastside of the city.

Sports fans have much to enjoy with a multitude of major league teams to see in action. At the state-of-the-art Mercedes-Benz Stadium, the NFL's Atlanta Falcons "Rise Up" and MLS Atlanta United FC, compete on the soccer pitch. At State Farm Arena, the NBA Hawks take the court. For more football action, collegiate fans congregate at Chick-fil-A College Football Hall of Fame. Just north of Downtown, the Atlanta Braves step up to bat at Truist Park.

Atlanta's rich history comes to life in Sweet Auburn Historic District, once the wealthiest black community in America. The area is a focal point for the American civil rights movement, as the Martin Luther King Jr. National Historical Park and Ebenezer Baptist Church are located within the district.

Beyond the city's core, Atlanta's intown neighborhoods are packed with personality. Midtown mixes elegance with culture. The Westside has become a magnet for foodies, design enthusiasts and shoppers. Buckhead blends boutiques and galleries with fabulous dining, while Little Five Points keeps it funky through bohemian grunge paired with eclectic shops and music spots.

In Atlanta, chef-run restaurants dish up modern American cuisine in strikingly beautiful spaces. Among the cutting-edge eateries are cozy diners, cafés and bistros. The ethnic mom-and-pop restaurants along Buford Highway offer menus with lots of flavor. Locally-owned craft breweries sprinkle the city, creating an unofficial ale trail for visitors to enjoy.

Atlanta welcomes more than 1 million international visitors each year. Seventy-one countries have representation in Atlanta through a consulate or trade office, giving it a diverse economy. From arts and culture to music and cuisine, the city is full of multi-cultural opportunities for everyone.

Atlanta sits at the intersection of Southern charm, creativity and sophistication. It is easy to fall in love with this beautiful city – its world-class attractions, award-winning dining and hidden wonders – and be inspired by the city's endless possibilities.

FOR MORE INFORMATION:
DISCOVERATLANTA.COM

MERCEDES-BENZ STADIUM



Mercedes-Benz Stadium, opened in 2017, is designed to create an unparalleled fan experience. Taking the guest experience to an unmatched level, MBS is elevating and enhancing the downtown landscape and leading the industry in design, technology and sustainability. This stadium will contribute to the long-term growth and success of the city and state.

FAN EXPERIENCE

Every stadium feature has been designed with the fan in mind. Mercedes-Benz Stadium will offer fan-friendly food and beverage pricing and options; best-in-class service; state-of-the-art audio and visual systems; 71,000 seats with scalability up to 83,000 offering expanded legroom; 860 points of sale for concessions for shorter lines and a better experience; expanded concourses and 360 degree circumnavigation on each level allowing increased access and walkability; 20 elevators; 25 escalators; 190 suites; 7,600 club seats; seven exclusive dining and entertainment club areas and skybridges - standing only gathering places on all three concourses.



THE ROOF

One of the most widely recognized hallmarks of Mercedes-Benz Stadium, the ocular roof features eight petals that can open/close in eight minutes, providing the ability to host a wide variety of sporting and entertainment events in the open air or closed stadium environment. The roof is constructed of ETFE fabric that allows for translucent light to come into the stadium when closed.



HALO BOARD

The one-of-a-kind almost 6-story (58-ft tall), 360-degree, 63,000-square foot HD video halo board is the largest in the world and the only one of its kind in size and scale and a first in the NFL. Hanging from the circumference of the roof opening, this truly cutting-edge piece of technology will enhance the in-seat experience for every fan in Mercedes-Benz Stadium.



TECHNOLOGY

Mercedes-Benz Stadium features a "smarter stadium" system featuring an advanced fiber-based optical network to ensure connectivity for fast, reliable Wi-Fi; a 100-ft mega column for a richer visual experience; more than 2,500 video displays throughout the building; an all glass network- allowing quicker and more timely upgrades to the system as needs change and technology evolves.

2020 CINCINNATI FOOTBALL

CINCINNATI QUICK FACTS

Location: Cincinnati, Ohio
Founded: 1819
Nickname: Bearcats
Colors: Red & Black
Conference: American Athletic
Enrollment: 46,798
Stadium: Nippert Stadium (33,000)
Website: GoBEARCATS.com
Overall / Conference Record: 9-0 / 6-0 AAC



COACHING STAFF

Name (Alma Mater, Year)	Title
Luke Fickell (Ohio State '97)	Head Coach
Dan Enos (Michigan State '91)	Associate Head Coach/Running Backs
Mike Denbrock (Grand Valley State '87)	Offensive Coordinator/Tight Ends
Marcus Freeman (Ohio State '07)	Defensive Coordinator/Linebackers
Gino Guidugli (Cincinnati '05)	Passing Game Coordinator/Quarterbacks
Brian Mason (Denison '09)	Special Teams Coordinator/Snipers
Mike Brown (Liberty '11)	Wide Receivers
Ron Crook (West Liberty State '91)	Offensive Line
Perry Eliano (Stephen F. Austin '00)	Cornerbacks
Colin Hitschler (Penn '10)	Safeties
Greg Scruggs (Louisville '11)	Defensive Line

2020 RESULTS

Date	Opponent	Score
Sept. 19	AUSTIN PEAY	W, 55-20
Sept. 26	22 ARMY WEST POINT	W, 24-10
Oct. 3	USF *	W, 28-7
Oct. 24	@ 16 SMU *	W, 42-13
Oct. 31	MEMPHIS *	W, 49-10
Nov. 7	HOUSTON *	W, 38-10
Nov. 13	ECU *	W, 55-17
Nov. 21	@ UCF *	W, 36-33
Dec. 19	23 TULSA ^	W, 27-24
Jan. 1	vs. 9 Georgia %	Noon

* - American Athletic Conference Game; ^ - AAC Championship; % - Chick-fil-A Peach Bowl

GEORGIA QUICK FACTS

Location: Athens, Georgia
Founded: 1785
Nickname: Bulldogs
Colors: Red & Black
Conference: Southeastern
Enrollment: 38,920
Stadium: Dooley Field at Sanford (92,746)
Website: GeorgiaDogs.com
Overall / Conference Record: 7-2 / 7-2 SEC



COACHING STAFF

Name (Alma Mater, Year)	Title
Kirby Smart (Georgia '98)	Head Coach
Matt Luke (Ole Miss '00)	Associate Head Coach/Offensive Line
Dan Lanning (William Jewell College '08)	Defensive Coordinator/DLBs
Todd Monken (Knox College '89)	Offensive Coordinator/Quarterbacks
Scott Cochran (LSU '01)	Special Teams Coordinator
Cortez Hankton (Texas Southern '02)	Pass Game Coordinator/Wide Receivers
Todd Hartley (Georgia '08)	Tight Ends
Dell McGee (Auburn '01)	Run Game Coordinator/Running Backs
Glenn Schumann (Alabama '11)	Co-Defensive Coordinator/Inside Linebackers
Tray Scott (Arkansas Tech '08)	Defensive Line
Charlton Warren (Air Force '99)	Defensive Backs

2020 RESULTS

Date	Opponent	Score
Sept. 26	@ Arkansas *	W, 37-10
Oct. 3	7 AUBURN *	W, 27-6
Oct. 10	14/12 TENNESSEE *	W, 44-21
Oct. 17	@ 2 Alabama *	L, 41-24
Oct. 31	@ Kentucky *	W, 14-3
Nov. 7	vs. 8 Florida * ^	L, 44-28
Nov. 21	MISSISSIPPI STATE *	W, 31-24
Nov. 28	@ South Carolina *	W, 45-16
Dec. 12	@ Missouri *	W, 49-14
Jan. 1	vs. 8 Cincinnati %	Noon

* - Southeastern Conference Game; ^ - Jacksonville, Florida; % - Chick-fil-A Peach Bowl

MATCHING THEM UP

8 CINCINNATI (9-0)

TEAM STATISTICS	CIN	OPP
Points/Game	39.3	16.0
First Downs	203	175
Rushing/Game	225.0	122.1
Passing/Game	242.4	192.3
Total Offense/Game	467.2	314.4
Fumbles-Lost	19-9	8-4
Pen./Yds per Game	77/76.4	51/54.1
Time of Possession	32:04	27:56

INDIVIDUAL LEADERS

RUSHING	Att	Net	Avg	TD	YPG
Doaks	144	673	4.7	7	74.8
Ridder	83	609	7.3	12	67.7

PASSING	C-A-I	Pct.	Yds	TD	YPG
Ridder	162-244-6	66.4	2,090	17	232.2

RECEIVING	Rec	Yds	Avg	TD	YPG
Whyte	25	318	12.7	5	35.3
M. Young Jr.	25	273	10.9	3	30.3

DEFENSE	U-A-TT	TFL	Sck.	Int.	PBU
White	41-33-74	7.0	2.0	2	2
Beavers	31-19-50	6.0	1.5	2	2

9 GEORGIA (7-2)

TEAM STATISTICS	UGA	OPP
Points/Game	33.2	19.9
First Downs	190	169
Rushing/Game	188.6	69.3
Passing/Game	232.8	253.4
Total Offense/Game	421.3	322.8
Fumbles-Lost	11-3	10-3
Pen./Yds per Game	49/51.3	51/40.0
Time of Possession	30:19	29:41

INDIVIDUAL LEADERS

RUSHING	Att	Net	Avg	TD	YPG
White	133	740	5.6	10	82.2
Cook	45	303	6.7	3	37.9

PASSING	C-A-I	Pct.	Yds	TD	YPG
Daniels	54-81-1	66.7	839	9	279.7

RECEIVING	Rec	Yds	Avg	TD	YPG
Jackson	33	467	14.2	3	51.9
Pickens	29	378	13.0	5	54.0

DEFENSE	U-A-TT	TFL	Sck.	Int.	PBU
Dean	33-31-64	1.5	1.5	0	0
Cine	36-13-49	1.0	0.0	0	3

NCAA TEAM RANKINGS

CATEGORY	CIN	UGA
Total Offense	19	45
Rushing Offense	14	44
Passing Offense	49	60
Team Passing Efficiency	18	52
Scoring Offense	15	33
Total Defense	12	14
Rushing Defense	20	1
Passing Yards Allowed	21	91
Team Passing Effic. Def.	2	56
Scoring Defense	7	20
Turnover Margin	36	72
3rd Down Conversion Pct	13	10
4th Down Conversion Pct	20	114
3rd Down Conversion Pct Def.	27	36
4th Down Conversion Pct Def.	19	t-71
Red Zone Offense	76	t-80
Red Zone Defense	t-17	t-126
Net Punting	27	7
Punt Returns	56	55
Kickoff Returns	9	4
First Downs Offense	43	52
First Downs Defense	66	65
Fewest Penalties Per Game	119	47
Time of Possession	24	59

SERIES BUSINESS

HEAD COACH: Kirby Smart, fifth season
RECORD AT UGA: 51-14
CONFERENCE: Southeastern
2019 RECORD: 12-2
2019 POSTSEASON: Sugar Bowl - W, 26-14 vs. Baylor

SERIES INFORMATION

Series Record..... Georgia leads 2-0
At Cincinnati..... Georgia leads 1-0
At Athens..... Georgia leads 1-0
At Neutral Sites..... —
Most UC points..... 17 (UGA 31-17, 1976)
Most UGA points..... 35 (UGA 35-13, 1942)
Combined points..... 48 (twice)
Biggest UC win..... —
Biggest UGA win..... 22 (35-13, 1942)
Current streak..... Georgia - 2

GAME-BY-GAME

Year	Site	Score	Winner
1942	Cincinnati	35-13	UGA
1976	Athens	31-17	UGA

CHICK-FIL-A PEACH BOWL TEAM SUMMARY - CINCINNATI

• Cincinnati enters the game ranked eighth in the CFP after securing the program's first outright AAC championship. The Bearcats will be making their first appearance in a New Year's Six bowl since 2010 and are balanced on both sides of the ball. Defensively, the Bearcats are second in the country in both passes intercepted (15) and team passing efficiency defense, 21st in passing yards allowed (192.3 yards per game), 18th in red zone defense, 14th in turnovers gained (19), 20th in rushing defense (122.1 yards allowed per game), 13th in total defense (314.4 yards allowed a game) and seventh in scoring defense, only yielding 16 points a game. Cincinnati is 14th in rushing offense (225 yards per game), 15th in scoring offense (39.3 points per game) and 19th in total offense (467.2 yards per game). The Bearcats are led offensively by quarterback Desmond Ridder who ranks 20th in completion percentage (66.4 percent), 19th in passing efficiency (156.4), 27th in passing TDs (17), 28th in passing yards (2,090), 12th in points responsible for (174) and 10th in rushing TDs (12).

CHICK-FIL-A PEACH BOWL TEAM SUMMARY - GEORGIA

• Georgia ranks ninth in the CFP and will be making its fourth consecutive New Year's Six bowl appearance under head coach Kirby Smart. The Bulldogs field one of the nation's top defensive units allowing only 322.8 yards and 19.9 points per game, which ranks 15th and 21st in the nation. Georgia ranks first nationally in rushing defense, allowing only 69.3 yards on the ground each game, and is sixth in defensive TDs (three). Offensively, the Bulldogs rank 10th in third down conversion percentage (49.2 percent), 22nd in passing yards per completion (13.87) and 32nd in scoring offense (33.2 points per game). Georgia running back Zamir White is 17th in the nation in rushing TDs (10), 27th in total TDs (10) and 31st in rushing yards (740). Meanwhile, Bulldog quarterback JT Daniels has started the final three games of the season, posting impressive numbers by completing 54 of 81 passes for 839 yards and nine TDs to only one interception.

MIDNIGHT TRAIN TO GEORGIA

2 GEORGIA 35, CINCINNATI 13

OCT. 24, 1942 • CINCINNATI, OHIO • NIPPERT STADIUM

The two squads met for the first time in Nippert Stadium on Oct. 24, 1942. The then No. 2 Bulldogs finished the season by winning National Champion honors in nearly every major national poll. The 1942 Bearcats finished 8-2, the best record for a UC team since 1897.

The Cincinnati Yearbook from 1943 said the following of the game: The last three quarters which Georgia scored 14 points, UC 13, were made up of 45 minutes of the hardest fought football you would ever want to see.

7 GEORGIA 31, 20 CINCINNATI 17

OCT. 30, 1976 • ATHENS, GA. • SANFORD STADIUM

Cincinnati entered the game at No. 20 in the national polls, while Georgia was No. 7. The Bulldogs jumped out to a 17-3 halftime lead and the Bearcats tallied 14 in the fourth quarter but were outgained 260-165, despite holding Georgia to only 10 yards passing – they ran for 250 on the ground.

WE ARE THE CHAMPIONS

- UC won the 2020 AAC Championship, its 15th league championship, first title since 2014 and first outright crown since 2009.
- UC was playing in its second-straight AAC title game.
- The AAC Championship game, played on Saturday, Dec. 19 at Nippert Stadium marked the latest date a game was played in Nippert since a matchup vs. Xavier on Dec. 7, 1918.
- It was UC's first December home game since defeating Houston for a share of the AAC titled on Dec. 6, 2014.

CONFERENCE CHAMPIONSHIPS (15)

YEAR	LEAGUE	COACH	OVERALL
1933	Buckeye *	King	7-2-0
1934	Buckeye	King	6-2-1
1947	Mid-American	Nolting	7-3-0
1949	Mid-American	Gillman	7-4-0
1951	Mid-American	Gillman	10-1-0
1952	Mid-American	Gillman	8-1-1
1963	Missouri Valley *	Studley	6-4-0
1964	Missouri Valley	Studley	8-2-0
2002	Conference USA *	Minter	7-7-0
2008	BIG EAST	Kelly	11-3-0
2009	BIG EAST	Kelly	12-1-0
2011	BIG EAST *	Jones	10-3-0
2012	BIG EAST *	Jones	10-3-0
2014	American *	Tuberville	9-4-0
2020	American	Fickell	9-0-0

* - Shared title

GEORGIA ON MY MIND

- UC has four players from Georgia, Kobe McAlister (Ringgold), Charles McClelland (Homerville), Elijah Ponder (Atlanta) and Payten Singletary (Thomasville).
- A number of recent UC players hail from Georgia including: DT Cortez Broughton (Warner Robins) who now plays for the Los Angeles Chargers, Ralph David Abernathy IV (Atlanta), Alex Chisum (Fayetteville) and brothers Kevin and Silverberry Mouhon (Norcross).
- Georgia is one of the Top-10 states who send high-school student to the University of Cincinnati.

2020 POSTSEASON HONORS

LUKE FICKELL

- AAC Coach of the Year
- AFCA Region 1 Coach of the Year
- Dodd Trophy & Eddie Robinson Award - Finalist
- George Munger Award - Semifinalist

MARCUS FREEMAN

- Broyles Award – Finalist

DARRIAN BEAVERS

- Second-Team All-AAC

MARCUS BROWN

- Second-Team All-AAC

COBY BRYANT

- First-Team All-AAC

GERRID DOAKS

- First-Team All-AAC
- East-West Shrine Game

DARRICK FORREST

- Honorable Mention All-AAC

AHMAD GARDNER

- First-Team All-AAC
- First-Team All-American - USA Today
- Second-Team All-American - The Athletic

DARIUS HARPER

- Honorable Mention All-AAC

JAMES HUDSON

- First-Team All-AAC

ELIJAH PONDER

- Second-Team All-AAC
- Hula Bowl

DESMOND RIDDER

- AAC Offensive Player of the Year
- First-Team All-AAC
- Manning Award - Finalist
- Maxwell Award & Davey O'Brien Trophy – Semifinalist

MYJAI SANDERS

- First-Team All-AAC
- Chuck Bednarik Award - Semifinalist

JAMES SMITH

- Second-Team All-AAC
- Senior Bowl

TRE TUCKER

- Second-Team All-AAC

JARELL WHITE

- First-Team All-AAC

JOSH WHYLE

- Second-Team All-AAC
- Third-Team All-American - Pro Football Focus

JAMES WIGGINS

- First-Team All-AAC
- Jim Thope Award - Semifinalist
- Senior Bowl
- First-Team All-American - The Athletic

MICHAEL YOUNG JR

- Second-Team All-AAC

#CINCITYPRIDE21

UC added 23 signees on Wednesday, Dec. 16, the initial day of the NCAA's early signing period.

- LEROY BOWERS** SLB
• Cincinnati, Ohio/Princeton
- LUKE COLLINSWORTH** OL
• Cincinnati, Ohio/East Central
- DONTAY CORLEONE** DL
• Cincinnati, Ohio/Colerain
- ISIAH COX** S
• Alcoa, Tenn./Alcoa
- JACK DINGLE** LB
• Louisville, Ky./Trinity
- DREW DONLEY** WR
• Frisco, Texas/Lebanon Trail
- LANDON FICKELL** OL
• Cincinnati, Ohio/Moeller
- MASON FLETCHER** P
• Melbourne, Australia/ProKick
- MAO GLYNN II** OL
• Cincinnati, Ohio/Walnut Hills
- ROB JACKSON** DL
• Warminster, Pa./Archbishop Wood
- IESA JARMON** CB
• Cincinnati, Ohio/La Salle
- CAMERON JUNIOR** LB
• Middletown, Ohio/Middletown
- ZEIQI LAWTON** DE
• Charleston, W.Va./South Charleston
- BRADY LICHTENBERG** QB
• Toledo, Ohio/St. John's Jesuit
- CHAMON METAYER** TE
• Miami, Fla./North Miami
- JALEN MONRROW** DL
• Lafayette, Ind./Jefferson-Lafayette
- MYLES MONTGOMERY** RB
• Jacksonville, Fla./Fletcher
- WILL PAULING** WR
• Chicago, Ill./Homewood-Flossmoor
- MALIK RAINEY** CB
• Chicago, Ill./Bolingbrook
- Caleb Schmitz** TE
• Lancaster, Pa./Warwick
- ARMORION SMITH** S
• Detroit, Mich./River Rouge
- BRYON THREATS** S
• Dublin, Ohio/Coffman
- JAH-MAL WILLIAMS** DE
• Carver Ranches, Fla./Cardinal Gibbons

10 YEARS GONE

- Similar to its home undefeated record, the Bearcats are on the cusp of double-digit victories for the third year in-a-row and just the 10th time in program history.
- After going 10-1 in 1951, the Bearcats did not hit 10+ in the win column again until 2007 when UC posted three seasons in a row with 10+ wins.
- UC is seeking double-digit victories for the third-straight year, potentially the second time in school history for 10 or more wins in three-straight seasons (2007-09).

CINCINNATI'S DOUBLE-DIGIT WIN SEASONS

2020 (9-0) • AAC Champions
2019 (10-3) • AAC East Division Champs
2018 (11-2) • Military Bowl Champions
2012 (10-3) • BIG EAST Champions • Belk Bowl Champs
2011 (10-3) • BIG EAST Champs • Liberty Bowl Champs
2009 (12-1) • BIG EAST Champions • Sugar Bowl
2008 (11-3) • BIG EAST Champions • Orange Bowl
2007 (10-3) • PapaJohns.com Bowl Champions
1951 (10-1) • Mid-American Conference Champions

TOP OF THE WORLD

- UC is one of three undefeated teams to play 8+ games with Coastal Carolina, and Alabama.

HOW FAR WE'VE COME

- Cincinnati has outscored opponents 65-25 in the fourth quarter over the past six games, including a 42-11 mark against SMU, Memphis and UCF.
- UC has averaged nearly eight minutes of possession (7:59) in the fourth quarter this season and the Bearcats have held the ball for 10:41 at UCF and 10:34 vs. Tulsa, both three-point wins.

HOW DO YOU LIKE ME NOW

- UC enters the Peach Bowl No. 6 in the AP and USA Today polls and No. 8 in the CFP rankings, the highest ranking since the end of 2009.
- With the win over Tulsa, the Bearcats improved to 13-1 all time when ranked in the top 10 with the only loss to No. 5 Florida in the 2009 Sugar Bowl.
- UC had three wins over AP-ranked teams, its highest number since knocking off four ranked teams in 2009.

WHERE THE STREETS HAVE NO NAMES

- UC leads the AAC in rushing defense (122.1), scoring defense (16.0), pass efficiency defense (94.1) and total defense (314.4) and is second in pass defense (192.3).

DON'T STOP BELIEVIN'

- UC scored 55 vs. ECU, 38 vs. Houston, 49 against Memphis, 42 at SMU and 36 at UCF, the first time in UC history scoring 36 or more points in five-straight games.

SAVED BY THE BELL

- UC's senior class holds a 21-4 record at Nippert Stadium, including a current UC-record 20-game streak.
- The Bearcats have finished undefeated at home 12 times, twice in back-to-back season (2008-09, 2018-19) and only once three years in-a-row (2018-19-20).

BACK IN BLACK

- UC has won 17 straight games in black jerseys, dating back to a 22-21 win over UConn on Nov. 25, 2017.
- UC has also won three consecutive Friday-night games.

LONELY ON A SATURDAY NIGHT

- UC and Clemson are the only teams in the CFP top eight to rank among the NCAA FBS' Top-20 teams in scoring and total offense and scoring and total defense.

ANOTHER BRICK IN THE WALL

- The Bearcats boast one of the nation's top defenses which ranks in the top 15 in five categories, including second in interceptions (15) and seventh in scoring defense, giving up only 16 points per game.
- UC has been dominant, holding eight of nine opponents under 24 points including facing three Top-25 offenses and limiting them to a combined 33 points.
- Cincinnati has allowed 16 TDs on defense this year, second in the NCAA FBS among teams with nine + games.
- The Bearcats rank in the NCAA's Top-15 in five categories, including No. 2 in both interceptions (15) and team passing efficiency defense and rank tied for No. 7 in scoring defense (16.0) and No. 10 in total defense (314.4). UC has forced a turnover in 19-straight games, the longest active streak in the NCAA FBS, totaling AAC highs with 53 passes defended and 15 interceptions.
- FootballOutsiders.com's DFEI ratings have UC tied for fourth nationally while sitting No. 3 in defensive efficiency. Bill Connelly's ESPN.com SP+ rankings list the Bearcats defense at No. 5 in the country.
- DC Marcus Freeman is a finalist for the Broyles Award.

DETROIT ROCK CITY

- CB Ahmad Gardner was named a First-Team All-America selection by USA Today and a Second-Team All-America honoree by The Athletic.
- The sophomore was a First-Team All-AAC choice for the second-straight year. He earned freshman All-America accolades from the Football Writers Association of America, Pro Football Focus and The Athletic in 2019.
- Gardner is tied for second in the AAC's with nine passes defended and tied for fourth with three interceptions. He also added 28 tackles and shared a sack.
- According to ProFootballFocus.com, Gardner has allowed the third-lowest passer rating in the FBS in coverage in 2020, making more plays on the ball than first downs allowed.

IN THE AIR TONIGHT

- UC leads the AAC in interceptions (15) passes defended (53) and passes defended per game (5.89).
- In the FBS ranks, UC is t-3rd in interceptions, t-10th in passes defended and t-8th in passes defended per game.
- UC is No. 2 in the FBS in team pass effic. def. (94.07).

AAC RANKINGS - PASSES DEFENDED

#	NAME	G	INT.	PBU	PD	PD/G
1	Cincinnati	9	15	38	53	5.89
2	UCF	10	9	38	47	4.70
3	Memphis	11	11	39	50	4.55
4	Tulane	12	9	42	51	4.25
4	Tulsa	8	6	28	34	4.25
6	SMU	10	7	35	42	4.20
7	ECU	9	10	27	37	4.11
8	Houston	7	3	25	28	4.00
9	USF	9	10	19	29	3.22
10	Navy	10	3	27	30	3.00
10	Temple	7	3	18	21	3.00

SIMPLY THE BEST

- Head Coach Luke Fickell, the 2020 AAC Coach of the Year and the AFCA's Region 1 FBS Coach of the Year, is a finalist for the Eddie Robinson Award and a semifinalist for the George Munger Award and Dodd Trophy.
- He is 35-13 at UC, the 2020 American Champions along with back-to-back 11-win seasons in 2018 and 2019, two-straight appearances in the AAC Championship Game and consecutive bowl wins in the Military (2018) and Birmingham (2019) bowls.

SUPER FREAK

- S James Wiggins was named as a First-Team All-America selection by The Athletic.
- The senior also was a First-Team All-American Athletic Conference selection and is a semifinalist for the 2020 Mayo Clinic Comeback Player of the Year Award.
- Wiggins accepted an invitation to the Reese's Senior Bowl and was named to Bruce Feldman's College Football Freaks list for the third straight year.
- He started nine games, totaling 32 tackles, seven passes defended, a sack, an interception and forced fumble.
- Wiggins has been on Bruce Feldman's Freaks List three times, this time after making a rapid recovery from a torn ACL that cost him his 2019 season.
- According to Sports Info Solutions, Wiggins has given up only 11 catches for 84 yards on 32 targets, an average of 2.63 yards per target ranks second nationally.

PARTY IN THE AAC

- A league-best 17 UC players earned All-AAC honors with the Bearcats snagging a pair of major awards.
- QB Desmond Ridder was named the AAC Offensive Player of the Year and Head Coach Luke Fickell was tabbed as AAC coach of the year for the second time.
- UC's eight first-teamers were: CB Coby Bryant, RB Gerrid Doaks, CB Ahmad Gardner, OT James Hudson, Ridder, DL Myjai Sanders, LB Jarell White and S James Wiggins.
- Seven earned second-team honors: LB Darrian Beavers, DL Marcus Brown, DL Elijah Ponder, P James Smith, KR Tre Tucker, TE Josh Whyte, WR Michael Young Jr.
- S Darrick Forrest and OT Darius Harper were honorable mention All-AAC.
- The 17 all-conference selections are the most in the AAC this year and a UC record, breaking the mark of 11 hit in 1995, 1996, 2004 and 2019.
- The eight first teamers are also a school record, breaking the previous mark of seven, set in 2019.
- Smith closes out his career with four all-conference honors, earning first-team recognition in 2017 and 2018 and second-team plaudits in 2019 and 2020.
- Gardner was a repeat first-team selection while Forrest, Ponder and Wiggins each earned their second awards.

GOING TO TOWN

- P James Smith and S James Wiggins (Senior Bowl), DL Elijah Ponder (Hula Bowl) and RB Gerrid Doaks (East-West Shrine Game) will play in 2021 all-star games.

WEST SIDE RUMBLE

- LB Jarell White, a First-Team All-AAC honoree, has been UC's leading tackler all season long, currently totaling 74 stops, 7.0 for a loss with four QB hurries, four passes defended, three interceptions and a pair of sacks.
- Second in the AAC averaging 8.22 tackles per game, White was named the Walter Camp FBS National Defensive Player of the Week on Nov. 14 after a 26-yard interception return for a TD to go along with seven tackles, a sack and QB hurry in UC's 55-17 win over ECU.
- He has three double-digit tackles games, including a career-best 15 against Army West Point and was twice named AAC Defensive Player of the Week.

FOREARM SHIVER

- QB Desmond Ridder is the first UC player to win the AAC Offensive POTY honor since Isaiah Pead was the BIG EAST Conference's honoree in 2011. Ridder was AAC Rookie of the Year in 2018. He earned his bachelor's degree on Dec. 12 and a finalist for the Manning Award.
- Ridder passed for 2,090 yards and 17 TDs while rushing for 673 yards and 12 scores.
- Over the past six games, Ridder has accounted for 23 TDs, passing for 1,493 yards and 11 TDs while running for 538 yards (7.9 YPR) and 12 TDs.
- His 12 rushing TDs and 7.34 yards per rush leads all FBS quarterbacks with 25 or more rushing attempts.
- Ridder was named a finalist for the Manning Award.

LIFE ON THE WILDSIDE

- P James Smith, UC's all-time leading punter and a four-time all-conference player, earned First-Team All-AAC recognition in 2017 and 2018 and second-team plaudits in 2019 and 2020.
- He was selected for the 2021 Reese's Senior Bowl.
- He became UC's all-time leader in punting yardage during the Houston game. For his career, he has kicked 224 times for 9,759 yards and just three touchbacks and was a 2018 All-America selection and finalist for the Ray Guy Award as one of the nation's best punters.
- In 2020, he has kicked 29 times for 1,268 yards, averaging 43.7 yards per punt with on touchback, 13 fair catches, 15 punts inside the 20 and seven kicks over 50. UC has only had 10 punts returned with a long return of 16 yards and only three returns of 10+ yards.
- Looking at the UC record book, Smith also sits No. 2 in punting average (43.6) and fourth in punts (224).

GLANCING AT THE RECORD

	2020	STK	SINCE '07
Overall	9-0	W10	121-56
Home	7-0	W20	70-19
Road	2-0	W2	46-32
Neutral	0-0	W2	6-5
Conference	5-0	W6	67-36
Home	3-0	W13	37-15
Road	2-0	W2	29-21
Non-Conference	3-0	W6	52-18
Home	3-0	W8	34-3
Road	0-0	W1	14-11
Neutral	0-0	W2	6-5

AAC STANDINGS

SCHOOL	AAC	OVERALL
Cincinnati	6-0	9-0
Tulsa	6-0	6-2
Memphis	5-3	8-3
UCF	5-3	6-4
SMU	4-3	7-3
Houston	3-3	3-5
Navy	3-4	3-7
Tulane	3-5	6-6
East Carolina	3-5	3-6
Temple	1-6	1-6
USF	0-7	1-8

THE COMPANY WE KEEP

- UC has won over 86% of its football games since 2018, ranking among the top five squads in the NCAA FBS.

RECORD SINCE THE START OF THE 2018 SEASON

TEAM	W-L	WIN %
Clemson	39-2	95.1%
Ohio State	32-2	94.1%
Alabama	36-3	92.3%
Notre Dame	33-4	89.2%
Cincinnati	31-5	86.1%

MISS YOU

- Due to the COVID-19 pandemic, the 125th Battle for the Victory Bell game, vs. rival Miami (OH), is on hold until 2021 the first pause in the series since World War II.
- Miami leads the all-time series 59-58-7 but UC has won 14-straight games in the series.
- They will open 2021 on Sat., Sept. 4 at Nippert Stadium, the earliest game since Oct. 7, 1899.
- The teams are scheduled to meet annually through 2029.

HERE, THERE AND EVERYWHERE

OPPONENT	TIME	TV	LENGTH	HALF	FINAL	COIN TOSS	KICKOFF/RECEIVE	1ST UC POSS.	1ST OPP. POSS.	HELMET	JERSEY	PANTS
AUSTIN PEAY	Noon	ESPN+	3:09	28-3	55-20	Lost	Receive	TD	FG	White	White	White
ARMY	3:30 p.m.	ESPN	3:30	10-7	24-10	Lost	Receive	Fumble	Punt	Black	Black	Black
USF *	3:30 p.m.	ESPN+	3:15	14-0	28-7	Won	Kickoff	INT	INT	Black	Black	Red
@ SMU *	9 p.m.	ESPN2	3:25	14-10	42-13	Won	Kickoff	TD	Punt	Red	White	Black
MEMPHIS *	Noon	ESPN	3:16	21-10	49-10	Lost	Receive	Punt	Punt	Black	Red	Black
HOUSTON *	3:30 p.m.	ESPN	3:16	28-10	38-10	Won	Kickoff	TD	Punt	Black	Black	White
ECU *	7:30 p.m.	ESPN2	3:37	35-10	55-17	Won	Kickoff	TD	Punt	Black	Black	Black
@ UCF *	3:30 p.m.	ESPN	4:01	19-17	36-33	Won	Kickoff	FG	TD	Black	White	Black
TULSA	8 p.m.	ABC	3:32	17-10	27-24	Lost	Receive	Punt	INT	Black	Black	Black
vs. Georgia	Noon	ESPN										

WE ARE FAMILY

This year's roster includes 11 Bearcats who followed in family footsteps to play for UC.

BROTHER PLAYED AT CINCINNATI

- Jackson Brusciannelli - Franklin (LB, 2013-16)
- Evan Prater - Garyn (WR, 2019-)
- Garyn Prater - Evan (QB, 2020-)
- Jaheim Thomas - Jaiir (WR, 2019-)
- Jaiir Thomas - Jaheim (LB, 2020-)

FATHER PLAYED AT CINCINNATI

- Jackson Brusciannelli - Jack (LB, 1988-89)
- Wilson Huber - Daryl (TE, 1985-88)
- Jacob Dingle - Nate (LB, 1990-93)
- Nate Meyer - Urban (DB, 1984)
- Mick Oakes - Pat (OL, 1993-95)
- Colin Woodside - Ray (OL, 1990-93)

THE AUTUMN WIND

Cincinnati boasts two players on the roster who had immediate family members play in the NFL.

- Coby Bryant - Brother Christian (2015-17)
- Jacob Dingle - Father Nate (1995-97)

CAN I GRADUATE?

Twenty-three UC players have already earned their college degree, the fourth-straight year double-digit graduates will take the field as seniors. UC's graduates include: Curtis Brooks, Marcus Brown, Ben Bryant, Coby Bryant, Noah Davis, Gerrid Doaks, Joel Dublanko, Darrick Forrest, Darius Harper, Wilson Huber, James Hudson, Jordan Jones, Bruno Labelle, Cody Lamb, Vincent McConnell, Elijah Ponder, Desmond Ridder, James Smith, Ethan Tucky, Jarell White, James Wiggins, Cameron Young and Michael Young Jr. Labelle and student assistant Jake Sopko also earned master's degrees.

DOUBLE DUTY

UC radio voice Dan Hoard also serves as the PXP man for the Cincinnati Bengals, making him part of a select group. Hoard joins Bill Hillgrove (Pittsburgh Panthers & Steelers) and Gene Deckerhoff (Florida State/Tampa Bay Buccaneers) as the only broadcasters in the country to handle radio PXP duties for an NCAA FBS and NFL team. ESPN CFB commentators Wes Durham (Atlanta), Dave Pasch (Arizona) and Bob Wischusen (NY Jets) are NFL radio voices.

ALL OF THE LIGHTS

- UC has been playing night games at Nippert Stadium since 1928 with a .763 win percentage in night games at Nippert Stadium over the last 12 seasons.
- UC is 11-1 in its last 12 night games and has won three-straight Friday-night games at Nippert.

HAPPY TRAILS

- UC closed 2019 with an AAC East Division title, a win in the TicketSmarter Birmingham Bowl and the No. 21 spot in all three major polls (AP, USA Today, CFP). The Bearcats won 11 games for the fourth time in school history while the back-to-back 11-win seasons in 2018 and 2019 occurred for only the second time in UC's 132 seasons of football. Eleven student-athletes earned all-conference honors including a school-record seven first teamers.

DEMON IN PROFILE

- TE Josh Whyte is UC's leading receiver on the year with 25 receptions for 318 yards and five TDs
- He made his first career start against Memphis and had four receptions for 36 yards on five targets.
- Pro Football Focus named him a Third-Team All-America selection and he also snagged PFF All-AAC honors along with Second-Team All-AAC accolades from the coaches.

MARCH TO THE TRENCHES

- All-AAC honorees Marcus Brown, Elijah Ponder and Myjai Sanders anchor a front line which leads the AAC in rushing, scoring, pass efficiency and total defense.
- A semifinalist for the Bednarik Award, Sanders has been rated by Pro Football Focus College as one of the top edge defenders in the NCAA FBS, Sanders has a team-best 7.0 sacks and 10.5 tackles for a loss, both marks which rank among the top five defenders in the AAC.
- Brown has added 4.5 tackles for a loss and a pair of sacks for a defense which has allowed just over three yards a carry on the ground.
- Ponder tallied a career-high eight tackles vs. Army and has 20 stops on the season, including 3.0 for a loss, a sack, QB hurry and a forced fumble. He is set to return against Tulsa after missing several games due to injury and earned an invitation to the 2021 Hula Bowl.

THE OVER THE HILL GANG

- UC's features four All-AAC players in the secondary, Coby Bryant, Darrick Forrest, Ahmad Gardner and James Wiggins who lead a group with 37 career interceptions.
- UC's 15 interceptions and 53 passes defended this season leads the American.
- Bryant and Gardner ranks tied for second in the AAC's in passes defended with nine apiece and tied for fourth with three interceptions each.
- Forrest has a pair of interceptions and three passes defended to go along with 24 tackles.
- Wiggins has accepted an invitation to the Reese's Senior Bowl and was a semifinalist for the Jim Thorpe Award. He has 32 tackles, a sack and TFL along with seven passes defended and an interception.

WITH A LITTLE HELP FROM MY FRIENDS

- UC honored 19 seniors prior to the ECU game, Blake Bammann, Curtis Brooks, Marcus Brown, Coby Bryant, Gerrid Doaks, Joel Dublanko, Darrick Forrest, Darius Harper, Jordan Jones, Bruno Labelle, Michael Pitts, Elijah Ponder, Josiah Robey, James Smith, Jake Sopko, Ethan Tucky, Jarell White, James Wiggins and Cameron Young.

BLACKCATS

- UC's defense has been one of 2020's best, shutting down high-octane offenses in five of the last six games.
- UCF entered as the FBS' top offense, averaging 619.1 ypg and 7.2 ypp and were held to 359 yards and 5.8 per play. UCF was held to a season-low 61 plays (entered averaging 86) and its lowest yardage total in 21 games.
- In 2019, ECU threw for 535 yards on UC. On Nov. 13, the Pirates were held to 87 yards (4.1 YPA) along with three interceptions and four sacks by the UC defense.
- Houston entered averaging 444.7 ppg / 37.2 ppg and were held to 282 yards and 10 points. Memphis (38.8 / 548.8) scored 10 points and had 321 yards. SMU (42.6 / 563.2) had 13 points and 290 yards.

THE FINAL QUEST

- RB Gerrid Doaks, who earned All-AAC honors, has nine total TDs in 2020 (7 rsh/2 rec), matching his career totals entering 2020. The senior has three 100-yard rushing games, with a career-best 184 yards vs. Houston, SMU (105) and USF (102).
- His 184 yards against the Cougars was UC's sixth-best, single-game total over the last 20 years and fifth-best yards per carry average (11.5).
- Overall, Doaks has carried 144 times for 673 yards, seven scores and a 4.7 ypc average.

BE SAVAGE AGAIN

- All-AAC offensive linemen Darius Harper and James Hudson bookend a line which was a semifinalist for the Joe Moore Award. UC has averaged 5.9 ypc this season and currently leads the American in rushing offense, grinding up 234.2 yards per game on the ground while allowing just nine sacks, fewest in the AAC.

THE POWER & THE GLORY

- TE Josh Whyte and WR Michael Young Jr. are UC's leading receivers and both took all-conference plaudits.
- Whyte is UC's leading receiver on the year with 25 receptions for 318 yards and five TDs .
- Young has 25 receptions for 273 yds and three TDs, making a catch in each game. He hauled in a career-best five receptions for 60 yards and a TD vs. Army and tied it with five against Memphis, including a six-yard TD strike in the second quarter.

ONE BIG HOLIDAY

- Over the past six games, Ridder has accounted for 23 TDs, passing for 1,493 yards and 11 TDs while running for 538 yards (7.9 YPR) and 12 TDs.
- The last FBS player to reach similar numbers over a 6-game span was Lamar Jackson during his 2016 Heisman season according to StatsPerform.
- He has scored a passing and rushing TD in each of UC's last six games, the longest streak by an FBS player this season and the longest streak by a Cincinnati player over the last 20 years.
- Ridder is responsible for 174 points, tied for 12th in the NCAA FBS and third in The American.
- Ridder's season-best 24 pass completions vs. East Carolina were his most since 33 against SMU in 2018.
- The Bearcats have won almost 90 percent of Ridder's 33 starts under center and his .878 winning percentage ranks second among active FBS signal callers.

ACTIVE FBS QBS - WINNING % (MIN 20 WINS)

1. Trevor Lawrence, Clemson	96.9 (32-1)
2. Desmond Ridder, Cincinnati	88.2 (30-4)
3. Ian Book, Notre Dame	87.8 (29-4)

MAGNIFICENT

- UC crossed the 600-yards of total offense plateau for the fourth time under Head Coach Luke Fickell with 653 vs. East Carolina on Nov. 13. UC has surpassed the 600-yard mark 14 times since 2007, going 13-1.

FICKELL-ERA BESTS (TOTAL OFFENSE)

741	Alabama A&M	09/15/18
659	@ UConn	09/29/18
653	East Carolina	11/13/20
641	East Carolina	11/23/18

CHERUB ROCK

- WR Alec Pierce made his 2020 debut at SMU with three receptions for 22 yards after missing three games.
- He caught a 43-yard TD from Ridder vs. Memphis for his first score of the season and third of his career. Pierce finished with three receptions for 61 yards and a touchdown in the first half.
- Pierce has shown a knack for stretching the field, averaging 20.5 yards per catch in 2020, a mark which ranks among the Top-15 wideouts nationally.
- He had a career-best 146 yards on five grabs (29.2 ypc) with a TD in the AAC Championship game.
- His yardage surpassed his previous career-high (108 yards at Marshall in 2019) and smashed the previous season-high of any UC player (81 yds, Whyte at UCF) .

UNDER PRESSURE

- K Cole Smith connected on a 34-yard field goal in the final seconds vs. Tulsa to clinch the AAC Championship.
- UC last won a game on a final second field goal was on Nov. 16, 2019 when Sam Crosa kicked a 37-yard field goal to give Cincinnati a 20-17 lead over USF.
- Smith sent the 2018 SMU game into overtime with a 41-yard kick at the gun which he made three times after the Mustangs used timeouts to freeze the kicker twice.

ONE MOMENT IN TIME

- RB Cameron Young had a 75-yard TD run on UC's final offensive play of the ECU game, his second career carry.
- Young joined the team in 2017, suffered a knee injury in practice and re-joined the team in the summer of 2019.

FAIRLY LOCAL

- Head Coach Luke Fickell picked up win No. 35 at Cincinnati with the victory vs. Tulsa. He is third on UC's all-time coaching chart and just outside of the top five in games coached (48) and winning percentage (729).

GOING THE DISTANCE

- QB Desmond Ridder had a 91-yard TD dash in the fourth quarter at SMU, a career-long rush, UC's longest offensive play in 2020 and tied as the longest rush and rushing TD in school history (Joe Miller vs. Xavier – 1953).
- It was the Bearcats first offensive play of 90 or more yards since Eric Vibberts found James Scott on a 91-yard pitch and catch against ECU in 1994.
- Coupled with Tre Tucker's 97-yard KDR score against USF, it is the first time UC has had multiple 90-plus yard plays in a season since 2009 when Mardy Gilyard and Darren Williams had 99- and 100-yard KDR scores.

COME AS YOU ARE

- After three years as a backup and special teams standout, LB Joel Dublanko has embraced the grind and worked towards a spot in the starting lineup.
- He's third on the team with 40 tackles, 4.5 for a loss and a fumble recovery. He had the first rush of his career against ECU, taking the ball 29 yards on a fake punt.

FINEST WORKSONG

- UC returned OC Mike Denbrock and DC Marcus Freeman, likely the first time in program history both primary play callers had been with the team four years-in-a-row.
- The coordinator title first appeared in a UC media guide in 1980 and since then, no play-calling duo had been part of the staff in four consecutive seasons.

SPEED OF SOUND

- KR Tre Tucker had a 97-yard KOR TD in the third quarter vs. USF, a career-long return for Tucker, his first career KOR score, the seventh-longest play in school history and UC's first kick return TD since Ralph David Abernathy IV vs. Vanderbilt in the 2011 Liberty Bowl.

THERE'S NO PLACE LIKE HOME

- UC is one of four FBS teams to go undefeated at home the last two seasons (Ohio State, Clemson, Notre Dame).

HOMEGROWN

- Since Head Coach Luke Fickell's arrival in Cincinnati in late 2016, the recruiting focus has shifted to the State of Cincinnati, a 50-mile radius around campus along with a 300-mile radius which covers Ohio and more.
- During Fickell's first spring in 2017, 11 scholarship players hailed from Ohio and entering 20, the number has jumped to 45 Ohio scholarship players.

BLOCK PARTY

- Ethan Tucky blocked an Army punt in the second quarter, his first of the season and fifth of his career.
- He blocked at kick against Tulane in 2018 and had blocks against Tulsa, at ECU and vs. UConn in 2019.
- He moved into second place on the career chart, trailing only Antwan Peek (2000-02) who had seven blocks.

A SALUTE TO THE LETTER ZERO

- RB Charles McClelland became the first player in school history to wear the No. 0 in a game.
- McClelland switched numbers after tearing his left ACL in preseason camp leading up to the 2019 season.
- He tore his right ACL at SMU and will miss the rest of 2020.

FUTURE DAYS

- Looking ahead to 2021, UC is set to open the season on Saturday, Sept 4 vs. Miami (OH).
- The Bearcats face Murray State at home (Sept. 11) and road tests at Indiana (Sept. 18) and Notre Dame (Oct. 2).
- UC last played Indiana in 2000 and Notre Dame in 1900.
- In AAC play, UCF, SMU, Temple and Tulsa come to Nippert Stadium while UC travels to ECU, Navy, USF and Tulane.
- UC is not scheduled to play Houston or Memphis.

TAKE ME HOME

- With the win vs. ECU, UC posted its 12th undefeated home schedule and its third in a row after going 6-0 for the second year in a row.
- In fact, the back-to-back-to-back undefeated home slate is a first in the Bearcats long football history.

UNDEFEATED HOME RECORDS

1935 (6-0)
1941 (6-0)
1953 (7-0)
1976 (5-0)
1982 (5-0)
1993 (5-0)
2000 (6-0)
2008 (6-0)
2009 (6-0)
2018 (6-0)
2019 (6-0)
2020 (7-0)

BEARCATS IN THE PROS

Thirteen former UC players are on current NFL rosters while five former student-athletes are on NFL staffs.

NATIONAL FOOTBALL LEAGUE

PLAYER	TEAM	POS.
Mike Boone	Minnesota	RB
Cortez Broughton	LA Chargers	DT
Marquise Copeland	LA Rams (PS)	DT
Korey Cunningham	New England	OL
Josiah Deguara	Green Bay (IR)	TE
Parker Ehinger	Baltimore (PS)	OL
Devin Gray	Atlanta (PS)	WR
Kevin Huber	Cincinnati	P
Jason Kelce	Philadelphia	C
Travis Kelce	Kansas City	TE
Chris Moore	Baltimore	WR
Justin Murray	Arizona	OL
Linden Stephens	Seattle	CB
Michael Warren II	Washington	RB
Eric Wilson	Minnesota	LB
Derek Wolfe	Baltimore	DE

COACHES

COACH	TEAM
Danny Barrett	Houston
Bill Davis	Arizona
Chris Hewitt	Baltimore
Doug Rosfeld	Cincinnati
George Warhop	Jacksonville

CANADIAN FOOTBALL LEAGUE

PLAYER	TEAM	POS.
Kevin Brown	Ottawa	LB
Malik Clements	Edmonton	DB
Zach Edwards	Edmonton	DB
Zach Collaros	Winnipeg	QB
Mekale McKay	Winnipeg	WR
Hayden Moore	Hamilton	QB
Perry Young	Calgary	LB

CATHEDRAL

- Nippert Stadium, has been the Bearcats playing site since 1901 and the stadium underwent construction in 1915, making it one of the oldest active stadiums in the NCAA FBS. Penn's Franklin Field (1895) takes the honor as the oldest playing site and stadium in Division I.

OLDEST FBS STADIUMS

YEAR	STADIUM	TEAM
1913	Bobby Dodd	Georgia Tech
1914	Davis Wade	Mississippi State
1915	Nippert	Cincinnati
	Vaught-Hemmingway	Ole Miss
1917	Camp Randall	Wisconsin

OLDEST FBS PLAYING SITES

YEAR	SITE	TEAM
1901	Nippert Stadium	Cincinnati
1904	Kyle Field	Texas A&M
1905	Bobby Dodd Stadium	Georgia Tech
1914	Davis Wade Stadium	Mississippi State
1915	Vaught-Hemmingway	Ole Miss

DON'T CALL IT A COMEBACK

- UC has put together 15 comeback wins under Head Coach Luke Fickell, most recently at UCF.
- UC trailed 14-3 early in the second quarter before scoring 16 points to lead 19-6 at the half and were down 25-22 at the end of the third quarter before winning 36-33.
- UC had 2019 comeback wins over USF (10), ECU (12), then No. 18 UCF (6) and Miami (OH) (10).
- UC put together six come-from-behind wins in 2018, earning victories after facing deficits at UCLA (10), vs. Ohio (21), vs. Tulane (4), at SMU (2), USF (6) and vs. Virginia Tech in the Military Bowl (3).

COMEBACK WINS UNDER FICKELL

DATE	OPPONENT	DEFICIT	FINAL
11/21/20	@ UCF	11	W, 36-33
09/26/20	22 ARMY	7	W, 24-10
11/16/19	@ USF	10	W, 20-17
11/02/19	@ ECU	12	W, 46-43
10/04/19	18 UCF	6	W, 27-24
09/14/19	MIAMI (OH)	10	W, 35-13
12/31/18	vs. Virginia Tech	3	W, 35-31
11/10/18	USF	6	W, 35-23
10/27/18	@ SMU	2	W, 26-20
10/06/18	TULANE	4	W, 37-21
09/22/18	OHIO	21	W, 34-30
09/01/18	@ UCLA	10	W, 26-17
11/25/17	UCONN	7	W, 22-21
11/04/17	@ Tulane	3	W, 17-16
09/16/17	@ Miami (OH)	11	W, 21-17

IF YOU BUILD IT, THEY WILL COME

- UC is bucking a nationwide trend, recently reporting a fall 2020 count of 46,798 students, its eighth-straight increase.

YEAR	ENROLLMENT
2020	46,798
2019	46,388
2018	45,949
2017	44,783
2016	44,338
2015	44,251
2014	43,691
2013	42,656

LIGHT UP THE SKY

- UC is a crafty veteran in stadium lighting, first starting in 1909 out of sheer necessity, as the large number of co-op students on the team could only practice after dark.
- As technology improved, UC's electrical engineering co-ops designed a lighting system which allowed UC to host one of the first night football games in the U.S. and the first in the Midwest on Sept. 29, 1923, opening the season at night with a 17-0 win over Kentucky Wesleyan.

CHEER CINCINNATI

- UC serves as an economic powerhouse for the Queen City, with more than 15,000 employees, 46,000 students, 300,000 living alumni and countless Bearcats fans.
- Among the state's five counties in southwestern Ohio, UC generates a whopping \$3.3 billion annual impact.
- UC is the 18th-oldest public institution in the United States and traces its origins to the founding of the Medical College of Ohio and Cincinnati College in 1819.



#BearcatsUnited was established this past spring in light of a number of continued injustices towards people of color., a combined departmental effort to increase awareness of social justice and inequality issues.

The football team is wearing a #BearcatsUnited decal on the rear helmet bumper this season and other teams will wear patches on their uniforms as their seasons are implemented to show the combined unity of our community.

Baseball student-athlete Nate Moore helped lead the charge to rename UC's baseball stadium in June 2020. Moore and baseball Coach Scott Googins were featured on the Behind the Bearcats podcast recently to talk about how the name change push came together.

Following the renaming of the baseball stadium, SAAC made a formal statement which stated its goals for the 2020-21 year, including: establishing a mandatory day off for athletic-related activities on Voting Day, creating a Black Student-Athlete Association, supporting racial equality across campus, bringing awareness to gender discrimination, standing alongside the LGBTQ+ community, promoting local businesses across the University, implementing Bias Training and Educational Classes and celebrating Black History Month.

To date, SAAC has created the Bearcast Your Vote initiative, which has successfully assisted in getting nearly 100% of UC's student-athletes registered to vote in their respective home states. The Black Student-Athlete Association was implemented in September and will be led by Arthur Greenlee IV from men's track and field and Shannon Williams from volleyball, with coaches and staff members serving as advisors.

ONE TEAM FALL PANEL DISCUSSION

- Each academic year the One Team Committee hosts two panel discussions focusing on diversity and inclusion.
- This fall's virtual panel will be made up of UC student-athletes, coaches and staff and will focus on racial and social injustice.
- UC's panel discussions occur twice a year and have covered race, LGBTQ, mental health and international student-athletes in past sessions.

POW6RFUL MINDS WEEK

- The American Athletic Conference's Pow6rful Minds Week takes place Oct. 4-10, coinciding with Mental Illness Awareness Week.
- With the inception of its Pow6rful Minds Campaign in the fall of 2017, The AAC SAAC has helped create awareness to mental health issues and the resources available for student-athletes.
- The definitive goal has been to end the stigma related to seeking help and promoting academic and personal success through a healthy, powerful mind.

AAC RACIAL EQUALITY ACTION GROUP

- The AAC has created content online regarding the AAC REAG, which contains important information and updates from schools across the conference footprint.
- Niki Cianciola, UC's Director of Sport Services, track and field student-athlete Arthur Greenlee IV and women's basketball student-athlete Zenzele Apesemaka-Vital were elected to the AAC REAG board.

The department created its own social justice statement, which now hangs proudly on the main floor of the Richard E. Lindner Center.

UC ATHLETICS SOCIAL JUSTICE STATEMENT

The University of Cincinnati Department of Athletics is committed to the advancement of all student-athletes, coaches, and staff members. The core belief is a point of pride for our department and our university.

As One Team, we strive to create a welcoming culture of equality, inclusiveness and social justice for all races, ethnicities and genders. Our department has a responsibility to promote the wellbeing of all student-athletes, coaches, staff, students, and guests regardless of their sex, race, ethnicity, national origin, religion, creed, sexual orientation, disability, gender identity and expression, as well as other dimensions of diversity.

We seek to value each individual's unique differences and to ensure our student-athletes, coaches, and staff members receive the full opportunity to achieve their goals and change the world.

ONE TEAM | ONE FAMILY | MANY PEOPLE | ALL EQUAL

FOOTBALL HISTORY

**HISTORICALLY SPEAKING**

The University of Cincinnati football program dates to 1885 and ranks as one of the 10 oldest in major college football and holds an all-time mark of 637-593-50 entering its 133rd season. UC has won a conference championship six times in the last decade while playing in the postseason in 12 of the last 15 years. UC played in the American Athletic Conference title game for the first time in 2019 and won the championship game in a 2020 return trip. The Bearcats have tallied 121 wins since 2007, ranking among the Top-15 teams in the NCAA FBS. In 2010, UC reached as high as No. 3 in all three major polls (Associated Press, USA Today, Bowl Championship Series).

A TOWER OF STRENGTH

UC's football program is one of the nation's oldest — only Rutgers (1869), Michigan (1879), Navy (1880), and Minnesota (1883), among NCAA Football Bowl Subdivision institutions, predate Cincinnati, which began the sport in 1885.

THE ROCK OF TRUTH

UC has been involved in several historic college football milestones starting with Dec. 8, 1888. That day, the Bearcats and Miami (Ohio) University engaged in the first college football game played in the state of Ohio, launching a rivalry that is tied for the oldest in the game among major universities — North Carolina vs. Wake Forest began playing that same year. The Battle for the Victory Bell is the fifth-most played rivalry series in college football.

ALWAYS ON THE SIDE OF INNOVATION

A few years later in 1897, UC received an invitation to visit New Orleans to play a football game as a reward for a successful season, a precursor to the current postseason football bowl games.

BOWL-CATS

Cincinnati has been to 16 bowl games over the last 20 seasons and 20 in the program's 133 seasons. UC played in the first Bowl Championship Series, now New Year's Six, game in school history, taking on Virginia Tech in the 75th FedEx Orange Bowl on Jan. 1, 2009. The Bearcats returned to the New Year's Six in the Chick-fil-A Peach Bowl on Jan. 1, 2021 in Atlanta.

WE ENGINEER BETTER

In the 1930s, a UC football player wore a device with his helmet to protect his broken nose. The device was a forerunner of the now standard face mask. The first soccer-style place kick was also attempted by a Bearcat, Hank Hartong, in the early 1960s.

THE CHART TOPPERS

In 1968, the Bearcats were the nation's top passing team with quarterback Greg Cook leading the NCAA in total offense, while receiver/kicker Jim O'Brien captured the national scoring title. A year later, Cook earned Rookie of the Year honors as a Cincinnati Bengal, and two years later, O'Brien kicked the game-winning field goal for the Baltimore Colts in Super Bowl V.

ALL-AMERICA TRADITION

Forty-five Bearcats have earned All-America recognition. Mike Woods garnered first-team honors in 1977, earning him an appearance on Bob Hope's television special. Punter Kevin Huber became the first two-time First-Team Associated Press all-American in UC history when he earned the honor in 2007 and 2008.

"THE TOE"

Jonathan Ruffin received the Lou Groza Award as the nation's top kicker in 2000 after booting a record 26 field goals. He was presented the award by ESPN's Chris Fowler. Ruffin was also a consensus all-American that year.

OUR CRADLE OF COACHES

Coaching luminaries have patrolled the sidelines at Cincinnati. College Football Hall of Fame coach Frank Cavanaugh began his 24-season career at UC. Sid Gillman, a member of the College and NFL Halls of Fame, was the architect of one of the top eras of Cincinnati football history. He directed the Bearcats to three conference titles and a pair of bowl game appearances during his six seasons (1949-54) before leaving for the professional ranks. Cincinnati, with Gillman developing the passing offenses which would make him successful in the pro ranks, became known for its aerial attack in the early 1950s. That notoriety continued long after his departure. Current Head Coach Luke Fickell enters his fourth year with the program.

THE NEXT LEVEL

With more than 100 players advancing into the professional ranks and 12 earning Super Bowl wins, 45 earning all-America honors, and 11 garnering academic all-America recognition, Cincinnati football has clearly made an important impact on college football with its long history of accomplishments.

TROPHY GAMES

The Bearcats are involved in three trophy games. UC's annual clash with the Miami RedHawks is tied for the third-most-played series in college football history and the second-longest active rivalry in the FBS. The winner of the yearly fall battle claims the Victory Bell. The winner of the UC-Louisville contest takes home the Keg of Nails, while the winner of the UC-Pittsburgh game stakes claim to the River City Rivalry Trophy. UC currently holds two of the three trophies.

UPSET CATS

Cincinnati has been dangerous to top teams over the years, knocking off the likes of No. 8 Wisconsin, 17-12, at home in 1999, upending defending national champion Penn State in 1983 14-3 on the road, and dominating Virginia Tech, 16-0, in 1995 while allowing just 41 yards of offense. However, possibly the biggest upset in UC history came in 2006 as the Bearcats beat its highest-ranked opponent in Nippert Stadium history, blowing away then-No. 7 Rutgers, 30-11.

CHAMPIONSHIP FOOTBALL

With 121 wins since the 2007 season, the Bearcats have become relevant on the national stage once again. Between 2008-12, UC became the only FBS AQ school to earn four conference championships in five seasons. The 2008 BIG EAST Conference Championship was the school's first since 1956. UC finished with a school-record 12 wins in 2009 and finished No. 3 in the Bowl Championship Series standings. The 2008 and 2009 squads made the first two BCS appearances in school history, playing in the Orange and Sugar Bowls, respectively. The Bearcats added BIG EAST titles in 2011 and 2012 along with their first American Athletic Conference title in 2014. UC made a school-record five-straight bowl appearances between 2011-15, playing in the Liberty, Belk - twice, Military and Hawai'i bowls. The 2020 season saw UC return to the Top-10 in all three national polls, AP, USA Today and College Football Playoff, for the first time since 2009, including UC's highest CFP ranking, No. 7 on Nov. 22 and 28, 2020.

POLLING DATA

WEEK	AP	COACHES	CFP
Preseason	20	22	-
Sept. 13	13	14	-
Sept. 20	14	16	-
Sept. 27	15	15	-
Oct. 4	11	11	-
Oct. 11	8	10	-
Oct. 18	9	10	-
Oct. 25	7	7	-
Nov. 1	6	6	-
Nov. 8	7	7	-
Nov. 15	7	7	-
Nov. 22	7	7	7
Nov. 28	7	7	7
Dec. 6	7	7	8
Dec. 12	6	6	9
FINAL	6	6	8

VOICE YOUR CHOICE

AP	USA TODAY	CFP
1. Alabama	1. Alabama	1. Alabama
2. Clemson	2. Clemson	2. Clemson
3. Ohio State	3. Ohio State	3. Ohio State
4. Notre Dame	4. Notre Dame	4. Notre Dame
5. Texas A&M	5. Texas A&M	5. Texas A&M
6. Cincinnati	6. Cincinnati	6. Oklahoma
7. Indiana	7. Oklahoma	7. Florida
8. Oklahoma	8. Indiana	8. Cincinnati
9. Coastal Carolina	9. Georgia	9. Georgia
10. Florida	10. Florida	10. Iowa State
11. Georgia	11. Coastal Carolina	11. Indiana
12. Iowa State	12. Iowa State	12. Coastal Carolina
13. BYU	13. Northwestern	13. North Carolina
14. North Carolina	14. North Carolina	14. Northwestern
15. Northwestern	15. Brigham Young	15. Iowa
16. Louisiana	16. Iowa	16. BYU
17. Iowa	17. Louisiana	17. Southern Cal
18. Miami (Fla.)	18. Miami (Fla.)	18. Miami (Fla.)
19. San Jose State	19. Southern Cal	19. Louisiana
20. Texas	20. San Jose State	20. Texas
21. Southern Cal	21. Oklahoma State	21. Oklahoma State
22. Tulsa	22. NC State	22. San Jose State
23. Liberty	23. Liberty	23. NC State
24. NC State	24. Texas	24. Tulsa
25. Oregon	25. Tulsa	25. Oregon

NIPPERT STADIUM TOP-10 CROWDS

ATT	OPPONENT	DATE	RESULT
40,140	UConn	10/24/15	W, 37-13*
40,121	UCF	10/04/19	W, 27-24*
40,101	Miami (Fla.)	10/01/15	W, 34-23*
40,015	Houston	09/15/16	L, 40-16*
39,095	Alabama A&M	09/05/15	W, 52-10
38,919	UConn	11/09/19	W, 48-3
38,112	Miami (OH)	09/24/16	W, 27-20
38,112	Temple	09/12/15	L, 34-26
38,032	UCLA	08/29/19	W, 24-14
36,318	Navy	11/03/17	W, 42-0

*-Sellouts

NIPPERT STADIUM



CARSON FIELD AT NIPPERT STADIUM HAS BEEN THE VENERABLE HOME OF THE UNIVERSITY OF CINCINNATI FOOTBALL TEAM SINCE 1901 AND PROVIDES A PHENOMENAL HOME-FIELD ENVIRONMENT.

A MODERN CLASSIC

- The third-oldest NCAA FBS stadium entered a new era in 2015 following the completion of a 20-month, \$86-million, privately funded renovation and expansion project.
- The post-renovation season in 2015 coincided with the 100th anniversary of the original 1915 construction.
- UC has used the Nippert site as a playing field since 1901, making it the second-oldest playing site in the nation for college football behind Penn's Franklin Field (1895).
- Among NCAA FBS schools, Nippert is the third-oldest stadium still in use, behind Bobby Dodd Stadium (Georgia Tech - 1913), Davis Wade Stadium (Mississippi State - 1914) and ahead of Ole Miss' Vaught-Hemingway Stadium (1915) and Wisconsin's Camp Randall Stadium (1917).
- Through numerous renovations, the structure situated in the middle of the Clifton campus has retained its early-century brickwork, wrought-iron gates, and trim giving Nippert a comfortable old-time stadium charm and appeal, while remaining a classic showplace for college football.

THE WEST PAVILION

- The most striking changes sit five stories above the west concourse. At 105,000 square feet and 130 yards long, the West Pavilion rises out of the stadium concourse in glass and angles which contain a host of new premium seating along with state-of-the-art press facilities.
- The curvature of the facility matches that of Herschede-Shank Pavilion on the east side of the stadium and contains four levels; the Margaret & Michael Valentine press and suite level, suite level, scholarship club level, and patio suites mezzanine level.
- UC went from having nearly no premium seating options to the addition of 1,100 scholarship club seats and 53 indoor and outdoor suites of varying sizes. A skywalk connects Tangeman University Center to the West Pavilion with premium area customers able to access the facility on gameday from the other side of campus.


HISTORICALLY SPEAKING

- The 2015 project was the latest in a series of enhancements that began in 1916 when the stadium was completed, section-by-section, as funds were raised.
- The Cincinnati Bengals played at Nippert from 1968-69 and MLS' FC Cincinnati currently calls Nippert home.
- Nippert has served as a venue for numerous concerts and events, including speeches by US Presidents, Franklin D. Roosevelt (1936) and Barack Obama (2008).
- USA Today named it the best home-field venue in the former BIG EAST Conference and ESPN's Scott Van Pelt cited Nippert as a "one of the gems of college football".

FOR THE FANS

- Both concourses were renovated and widened and now feature nearly 75 permanent point-of-sale concession locations are available on gamedays.
- Concession stands feature the usual stadium staples along with offerings from premium local vendors, including Frisch's, Montgomery Inn and Skyline Chili.
- Enhancements were added in 2019, including: new tailgating spots, social gathering spaces, fans-first pricing and a season-long DJ for in-game entertainment.

WHAT'S IN A NAME?



During the season-ending clash with rival Miami (Ohio) in 1923, Jimmy Nippert sustained a spike wound injury and died a month later from blood poisoning. His grandfather, James N. Gamble of Procter and Gamble, provided the funds needed to complete the horseshoe-shaped structure, and the James Gamble Nippert Memorial Stadium was dedicated on Nov. 8, 1924.

The stadium's founder was Arch Carson, who as captain and principal organizer played a significant role in starting football on the UC campus in 1885. In 1901 as physical director of the university, Carson guided the construction of the field which was later named for him -- the playing surface is still called Carson Field.

2020 CINCINNATI FOOTBALL

ALPHABETICAL ROSTER

#	NAME	POS.	HT.	WT.	CL.	EX.	HOMETOWN/HS/LAST SCHOOL
36	Will Adams ^	S	6-0	195	So.	RS	Cincinnati, Ohio/Mason
72	Jonathan Allen	OL	6-5	345	Fr.	RS	Dayton, Ohio/Dunbar
11	Sammy Anderson	CB	6-0	175	Fr.	HS	Dayton, Ohio/Trotwood-Madison
33	Blake Bacevich	DT	6-4	248	So.	SQ	Cincinnati, Ohio/St. Xavier
40	DeMarco Baker ^	LB	6-3	230	Jr.	1L	Cincinnati, Ohio/Woodward
91	Alex Bales ^	K	5-10	180	Fr.	RS	Westfield, Ind./Westfield
48	Blake Bammann ^	LS	6-2	237	So.	SQ	Lexington, Ohio/Lexington
27	Darrian Beavers	LB	6-3	242	Sr.	1L	Cincinnati, Ohio/Colerain/UConn
17	Marquez Bell	WR	6-1	170	Fr.	HS	Lake City, Fla./Columbia
57	Ben Blevins ^	OL	6-2	255	Fr.	HS	Cincinnati, Ohio/La Salle
92	Curtis Brooks	DT	6-2	295	Sr.	3L	Danville, Va./George Washington
94	Chase Brown ^	DT	6-1	233	So.	SQ	Cleveland, Ohio/NDCL
99	Marcus Brown	DT	6-2	297	Sr.	3L	Naples, Fla./Lely
50	Jackson Brusciannelli ^	LB	5-11	223	Fr.	RS	Woodridge, Ill./Montini Catholic
6	Ben Bryant	QB	6-3	218	So.	1L	La Grange, Ill./Lyons Township
7	Coby Bryant	CB	6-1	198	Sr.	3L	Cleveland, Ohio/Glenville
14	Todd Bumphis	CB	6-0	180	Fr.	HS	Toledo, Ohio/St. Francis De Sales
64	Jake Burns ^	OL	6-2	295	Fr.	HS	Akron, Ohio/Hoban
39	Bryce Burton ^	K	5-10	208	Fr.	RS	Cincinnati, Ohio/Princeton
9	Arquon Bush	CB	6-0	185	So.	2L	Cleveland, Ohio/Euclid
32	James Camden ^	S	6-1	205	Fr.	HS	Cincinnati, Ohio/Anderson
86	Jack Campbell ^	TE	6-4	222	Fr.	RS	Bellbrook, Ohio/Bellbrook
6	Bryan Cook	S	6-1	208	Jr.	1L	Cincinnati, Ohio/Mount Healthy/Howard
74	Jeremy Cooper	OL	6-4	325	So.	1L	Chicago, Ill./Mount Carmel
82	Noah Davis ^	TE	6-4	256	Jr.	TR	Cincinnati, Ohio/St. Xavier/Michigan St.
29	Jacob Dingle	S	5-11	195	So.	1L	Louisville, Ky./Trinity
23	Gerrid Doaks	RB	6-0	230	Sr.	2L	Indianapolis, Ind./Lawrence Central
83	Dalrone Donaldson ^	WR	6-4	202	Jr.	JC	Miami, Fla./Coffee County/Hutchinson
41	Joel Dublanko	LB	6-3	235	Fr.	3L	Aberdeen, Wash./IMG Academy
45	Barak Faulk ^	DT	6-3	240	Fr.	HS	Cincinnati, Ohio/Mason
14	Wyatt Fischer ^	WR	6-0	202	So.	1L	Mount Orab, Ohio/Western Brown
24	Jerome Ford	RB	5-11	215	So.	TR	Tampa, Fla./Armwood/Alabama
5	Darrick Forrest	S	6-0	200	Sr.	3L	Columbus, Ohio/Walnut Ridge
12	Ahmad Gardner	CB	6-2	188	So.	1L	Detroit, Mich./Martin Luther King
53	Gavin Gerhardt	OL	6-4	318	Fr.	HS	Xenia, Ohio/Xenia
30	Alex Green ^	CB	5-11	175	Fr.	HS	Lexington, Ohio/Lexington
70	Joey Groeber ^	OL	6-3	330	So.	TR	Williamsburg, Ohio/Clermont NE/CCU
58	Darius Harper	OL	6-7	308	Sr.	1L	Springfield, Ohio/Springfield/Miami [OH]
4	Justin Harris	CB	6-0	188	So.	1L	Huber Heights, Ohio/Wayne
3	JaVon Hicks	S	6-2	206	Jr.	2L	Cincinnati, Ohio/Colerain
25	Harrison Hill ^	LB	6-0	220	Jr.	TR	Cincinnati, Ohio/Anderson/Davidson
46	Grant Horvath ^	LB	6-1	220	Fr.	RS	Columbus, Ohio/Bishop Watterson
60	Joe Huber ^	OL	6-5	290	Fr.	HS	Dublin, Ohio/Jerome
2	Wilson Huber	LB	6-5	240	Jr.	2L	Indianapolis, Ind./Franklin Central
55	James Hudson	OL	6-5	310	Jr.	1L	Toledo, Ohio/Central Catholic/Michigan
62	Zach Hummel	OL	6-2	285	Fr.	RS	Hilliard, Ohio/Hilliard Bradley
10	Brody Ingle	LB	6-0	225	So.	1L	Cincinnati, Ohio/La Salle
2	Jayshon Jackson	WR	5-10	175	Jr.	2L	Chicago, Ill./Simeon
89	Bryant Johnson	WR	6-3	195	Fr.	RS	Vandalia, Ohio/Butler
73	CJ Johnson ^	OL	6-1	278	So.	TR	Grand Rapids, Ohio/Liberty Ctr./Siena
18	Cam Jones	OL	6-8	278	Fr.	RS	Knott County, Ky./Fredrick Douglass
23	Daved Jones Jr.	LB	6-1	225	Fr.	HS	Cincinnati, Ohio/Lakota West
5	Jordan Jones	WR	6-1	185	Sr.	TR	Smackover, Ark./Smackover/Arkansas
98	Mychal Keys ^	DT	6-4	236	So.	SQ	Columbus, Ohio/Marion-Franklin
31	Casey Kirk ^	CB	5-10	190	Jr.	SQ	Dublin, Ohio/Coffman
29	Ashton Koller ^	WR	6-1	185	Fr.	HS	Landen, Ohio/Kings
30	Michael Kopaygorodsky ^	RB	6-0	215	Jr.	1L	Mason, Ohio/Mason
87	Bruno Labelle	TE	6-4	248	Sr.	3L	Montreal, Quebec/Collège Montmorency
65	Cody Lamb	OL	6-4	295	Jr.	1L	Miamisburg, Ohio/Miamisburg
47	Nate Lawler ^	TE	6-4	222	So.	1L	Dresden, Ohio/Tri-Valley
16	Michael Lindauer	QB	6-3	200	Fr.	RS	Evansville, Ind./Reitz Memorial
27	Norman Love	WR	6-0	200	Fr.	HS	Lake Wales, Fla./Lake Wales
16	Luke Lundberg ^	K	5-11	185	Fr.	HS	Cincinnati, Ohio/Indian Hill

#	NAME	POS.	HT.	WT.	CL.	EX.	HOMETOWN/HS/LAST SCHOOL
91	Miles Manigault ^	DT	6-2	260	Jr.	TR	Cincinnati, Ohio/Moeller/ETSU
52	Daeshon Martin	DT	6-1	263	So.	1L	Akron, Ohio/Hoban
68	Kobe McAlister	OL	6-6	293	Fr.	HS	Ringgold, Ga./Heritage
0	Charles McClelland	RB	5-11	190	So.	1L	Homerville, Ga./Clinch County
77	Vincent McConnell	OL	6-5	300	Jr.	2L	Massillon, Ohio/Washington
22	De'Arre McDonald	CB	6-1	190	Fr.	HS	Murfreesboro, Tenn./Dakland
76	Marcelo Mendiola	OL	6-3	313	Fr.	RS	Chicago, Ill./Mount Carmel
51	Lorenz Metz	OL	6-9	335	So.	1L	Neuötting, Germany/Kirchdorf Wildcats
31	Nate Meyer ^	WR	6-1	203	Fr.	HS	Dublin, Ohio/Bishop Watterson
89	Sterling Miles	DE	6-5	220	Fr.	HS	W. Bloomfield, Mich./W. Bloomfield
22	Ryan Montgomery	RB	5-10	205	So.	1L	Franklin, Ohio/Franklin
57	Ryan Mullaney ^	DT	6-1	240	Fr.	RS	Cincinnati, Ohio/Moeller
50	Dylan O'Quinn	OL	6-4	307	So.	1L	Toledo, Ohio/Lake
44	Mick Oakes	LB	6-4	237	So.	1L	Cincinnati, Ohio/Indian Hill
20	Deshawn Pace	LB	6-2	218	Fr.	HS	Cincinnati, Ohio/Colerain
96	Dominique Perry	DT	6-2	273	Fr.	HS	Germantown, Md./Northwest
10	Jack Perry ^	QB	6-0	200	So.	TR	Mtn. View, Calif./St. Francis/San Mateo
96	Cayson Pfeiffer ^	LS	6-0	215	Fr.	RS	Columbus, Ohio/Dublin Scioto
97	Eric Phillips	DT	6-3	295	Fr.	RS	Cincinnati, Ohio/Colerain
12	Alec Pierce	WR	6-3	213	Jr.	2L	Glen Elyn, Ill./Glenbard West
93	Elijah Ponder	DT	6-3	275	Sr.	3L	Atlanta, Ga./South Cobb
3	Evan Prater	QB	6-4	192	Fr.	HS	Cincinnati, Ohio/Wyoming
15	Garyn Prater	WR	6-6	205	Jr.	SQ	Cincinnati, Ohio/Wyoming/Ohio State
56	Jake Renfro	OL	6-3	302	Fr.	HS	Mokena, Ill./Providence Catholic
9	Desmond Ridder	QB	6-4	215	Jr.	2L	Louisville, Ky./St. Xavier
18	Josiah Robey ^	CB	5-10	183	Jr.	SQ	Franklin, Ky./Franklin-Simpson
52	Jakari Robinson	OL	6-2	308	Jr.	2L	Talladega, Ala./Munford
35	Ryan Royer ^	LB	5-11	218	Jr.	2L	Hilliard, Ohio/Davidson
54	Izaiah Ruffin	DT	6-6	260	Fr.	RS	Oak Park, Ill./Oak Park River Forest
21	Myjai Sanders	DT	6-5	258	Jr.	2L	Jacksonville, Fla./Camden County
80	Chris Scott	WR	6-2	192	Fr.	HS	Columbus, Ohio/Pickerington North
21	Tyler Scott	WR	5-11	171	Fr.	HS	Barberton, Ohio/Norton
39	Jaquan Sheppard	CB	6-2	197	So.	1L	Zephyrhills, Fla./Zephyrhills
88	Payten Singletary	TE	6-4	233	Fr.	HS	Thomasville, Ga./Thomasville
83	Blue Smith	WR	6-5	215	So.	SQ	Huber Hts. Ohio/Wayne/Ohio State
17	Cole Smith	K	5-11	193	So.	1L	Middletown, Ohio/Middletown
37	James Smith	P	6-5	235	Sr.	3L	Wangaratta, Australia/Galen College
67	Jaxon Smith ^	OL	6-3	275	Fr.	HS	Cincinnati, Ohio/Kings
90	Jabari Taylor	DT	6-1	293	Jr.	2L	Akron, Ohio/Hoban
11	Leonard Taylor	TE	6-5	247	Jr.	2L	Springfield, Ohio/Springfield
24	Jaheim Thomas	LB	6-4	223	Fr.	HS	Cincinnati, Ohio/Princeton
32	Jair Thomas	WR	6-4	192	Fr.	RS	Cincinnati, Ohio/Winton Woods
26	Phil Thomas ^	CB	5-11	175	Fr.	HS	Cincinnati, Ohio/Fairfield
20	Jadon Thompson	WR	6-2	170	Fr.	HS	Chicago, Ill./Naperville Central
7	Tre Tucker	WR	5-9	172	So.	1L	Akron, Ohio/CVCA
19	Ethan Tucky	DT	6-2	245	Sr.	2L	Delaware, Ohio/Hayes
13	Ty Van Fossen	LB	6-2	220	So.	1L	Croton, Ohio/St. Francis De Sales
42	Malik Vann	DT	6-4	275	Jr.	2L	Cincinnati, Ohio/Fairfield
66	Ethan Voelker ^	OL	6-5	311	So.	SQ	Cincinnati, Ohio/Taylor
15	Taj Ward	S	6-0	190	So.	1L	Solon, Ohio/Solon
38	Jack Welch ^	S	6-0	210	Fr.	HS	Lakewood, Ohio/St. Ignatius
8	Jarell White	LB	5-10	205	Sr.	3L	Cincinnati, Ohio/La Salle
81	Josh Whyte	TE	6-6	235	So.	1L	Cincinnati, Ohio/La Salle
1	James Wiggins	S	6-0	205	Sr.	2L	Miami, Fla./South Dade
75	John Williams	OL	6-5	300	Fr.	HS	Bolingbrook, Ill./Bolingbrook
34	Justin Wodtly	DT	6-3	270	Fr.	HS	Cleveland, Ohio/Cleveland Hts.
71	Colin Woodside	OL	6-5	321	So.	SQ	Lancaster, Ohio/Fairfield Union
33	Ethan Wright	RB	6-1	193	Fr.	HS	Akron, Ohio/Manchester
25	Cameron Young ^	RB	5-11	205	Sr.	SQ	Columbus, Ohio/Reynoldsburg
8	Michael Young Jr.	WR	5-10	190	Jr.	TR	Saint Rose, La./Destrehan/Notre Dame

^ - Walk-On; * - Has utilized redshirt year.

PRONUNCIATIONS

Blake Bacevich.....bay-suh-vich	Ja'Von Hicks.....jay-von	Jakari Robinson.....juh-car-ee
Blake Bammann.....bah-man	Daved Jones Jr.....day-vid	Myjai Sanders.....my-jay
Jackson Brusciannelli.....brew-sha-nell-ee	Michael Kopaygorodsky.....co-pay-guh-rod-ski	Jair Thomas.....jie-air
Dalrone Donaldson.....dal-rone	Daeshon Martin.....day-shon	Malik Vann.....muh-leek
Joel Dublanko.....do-BLANK-o	De'Arre McDonald.....dee-ah-ray	
Darrick Forrest.....dare-ik	Garyn Prater.....gare-in	

2020 CINCINNATI FOOTBALL

DEPTH CHART

OFFENSE

LT	55	James Hudson	6-5	310	Jr.
	51	Lorenz Metz	6-9	335	So.
LG	50	Dylan O'Quinn	6-4	307	So.
-or-	74	Jeremy Cooper	6-4	325	So.
C	56	Jake Renfro	6-3	302	Fr.
-or-	52	Jakari Robinson	6-2	308	Jr.
	62	Zach Hummel	6-2	285	r-Fr.
RG	77	Vincent McConnell	6-5	300	Jr.
	71	Colin Woodside	6-5	321	So.
RT	58	Darius Harper	6-7	308	Sr.
	75	John Williams	6-5	300	Fr.
TE	87	Bruno Labelle	6-4	248	Sr.
	11	Leonard Taylor	6-5	247	Jr.
-or-	81	Josh Whyte	6-6	235	So.
	18	Cam Jones	6-8	278	r-Fr.
WR	12	Alec Pierce	6-3	213	Jr.
	5	Jordan Jones	6-1	185	Sr.
WR	2	Jayshon Jackson	5-10	175	Jr.
	7	Tre Tucker	5-9	172	So.
WR	8	Michael Young Jr.	5-10	190	Jr.
	21	Tyler Scott	5-11	171	Fr.
	20	Jadon Thompson	6-2	170	Fr.
QB	9	Desmond Ridder	6-4	215	Jr.
	6	Ben Bryant	6-3	218	So.
RB	23	Gerrid Doaks	6-0	230	Sr.
	24	Jerome Ford	5-11	215	So.
-or-	22	Ryan Montgomery	5-10	205	So.

DEFENSE

DE	21	Myjai Sanders	6-5	258	Jr.
	19	Ethan Tucky	6-2	245	Sr.
DT	92	Curtis Brooks	6-2	295	Sr.
-or-	99	Marcus Brown	6-2	297	Sr.
-or-	90	Jabari Taylor	6-1	293	Jr.
DE	93	Elijah Ponder	6-3	275	Sr.
-or-	42	Malik Vann	6-4	275	Jr.
WLB	27	Darrin Beavers	6-3	242	Sr.
	10	Brody Ingle	6-0	225	So.
MLB	41	Joel Dublanko	6-3	235	Sr.
	2	Wilson Huber	6-5	240	Jr.
SLB	8	Jarell White	5-10	205	Sr.
	13	Ty Van Fossen	6-2	220	So.
-or-	20	Deshawn Pace	6-2	218	Fr.
CB	12	Ahmad Gardner	6-2	188	So.
	39	Jaquan Sheppard	6-2	197	So.
S	1	James Wiggins	6-0	205	Sr.
	6	Bryan Cook	6-1	208	Jr.
S	5	Darrick Forrest	6-0	200	Sr.
	3	Ja'Von Hicks	6-2	200	Jr.
	29	Jacob Dingle	5-11	195	So.
CB	7	Coby Bryant	6-1	198	Sr.
	4	Justin Harris	6-0	188	So.
NK	9	Arquon Bush	6-0	185	So.
-or-	15	Taj Ward	6-0	190	So.

SPECIAL TEAMS

LS	96	Cayson Pfeiffer ^	6-0	215	r-Fr.
	48	Blake Bammann ^	6-2	237	So.
H	37	James Smith	6-5	235	Sr.
PK	17	Cole Smith	5-11	193	So.
	91	Alex Bales ^	5-10	180	r-Fr.
KO	17	Cole Smith	5-11	193	So.
	91	Alex Bales ^	5-10	180	r-Fr.
P	37	James Smith	6-5	235	Sr.
	91	Alex Bales ^	5-10	180	r-Fr.
KR	7	Tre Tucker	5-9	172	So.
-or-	22	Ryan Montgomery	5-10	205	So.
PR	22	Ryan Montgomery	5-10	205	So.
	7	Tre Tucker	5-9	172	So.

^ - Walk-On

NUMERICAL ROSTER

0	Charles McClelland	RB	14	Wyatt Fischer ^	WR	29	Jacob Dingle	S	50	Jackson Brusciannelli ^	LB	76	Marcelo Mendiola	OL
1	James Wiggins	S	15	Garyn Prater	WR	29	Ashton Koller ^	WR	50	Dylan O'Quinn	OL	77	Vincent McConnell	OL
2	Wilson Huber	LB	15	Taj Ward	S	30	Alex Green ^	CB	51	Lorenz Metz	OL	80	Chris Scott	WR
2	Jayshon Jackson	WR	16	Michael Lindauer	QB	30	Michael Kopaygorodsky ^	RB	52	Daeshon Martin	DT	81	Josh Whyte	TE
3	Ja'Von Hicks	S	16	Luke Lundberg ^	K	31	Casey Kirk ^	CB	52	Jakari Robinson	OL	83	Dalrone Donaldson ^	WR
3	Evan Prater	QB	17	Marquez Bell	WR	31	Nate Meyer ^	WR	53	Gavin Gerhardt	OL	83	Blue Smith	WR
4	Justin Harris	CB	17	Cole Smith	K	32	James Camden ^	S	54	Izaiah Ruffin	DT	86	Jack Campbell ^	TE
5	Darrick Forrest	S	18	Cam Jones	OL	32	Jiair Thomas	WR	55	James Hudson	OL	87	Bruno Labelle	TE
5	Jordan Jones	WR	18	Josiah Robey ^	CB	33	Blake Bacevich	DT	56	Jake Renfro	OL	88	Payton Singletary	TE
6	Ben Bryant	QB	19	Ethan Tucky	DT	33	Ethan Wright	RB	57	Ben Blevins ^	OL	89	Bryant Johnson	WR
6	Bryan Cook	S	20	Deshawn Pace	LB	34	Justin Wodtly	DT	57	Ryan Mullaney ^	DT	89	Sterling Miles	DE
7	Coby Bryant	CB	20	Jadon Thompson	WR	35	Ryan Royer ^	LB	58	Darius Harper	OL	90	Jabari Taylor	DT
7	Tre Tucker	WR	21	Myjai Sanders	DT	36	Will Adams ^	S	60	Joe Huber ^	OL	91	Alex Bales ^	K
8	Jarell White	LB	21	Tyler Scott	WR	37	James Smith	P	62	Zach Hummel	OL	91	Miles Manigault ^	DT
8	Michael Young Jr.	WR	22	De'Arre McDonald	CB	38	Jack Welcsh ^	S	64	Jake Burns ^	OL	92	Curtis Brooks	DT
9	Arquon Bush	CB	22	Ryan Montgomery	RB	39	Bryce Burton ^	K	65	Cody Lamb	OL	93	Elijah Ponder	DT
9	Desmond Ridder	QB	23	Gerrid Doaks	RB	39	Jaquan Sheppard	CB	66	Ethan Voelker ^	OL	94	Chase Brown ^	DT
10	Brody Ingle	LB	23	Daved Jones Jr.	LB	40	DeMarco Baker ^	LB	67	Jaxon Smith ^	OL	96	Dominique Perry	DT
10	Jack Perry ^	QB	24	Jerome Ford	RB	41	Joel Dublanko	LB	68	Kobe McAlister	OL	96	Cayson Pfeiffer ^	LS
11	Sammy Anderson	CB	24	Jaheim Thomas	LB	42	Malik Vann	DT	70	Joey Groeber ^	OL	97	Eric Phillips	DT
11	Leonard Taylor	TE	25	Harrison Hill ^	LB	44	Mick Oakes	LB	71	Colin Woodside	OL	98	Mychal Keys ^	DT
12	Ahmad Gardner	CB	25	Cameron Young ^	RB	45	Barak Faulk ^	DT	72	Jonathan Allen	OL	99	Marcus Brown	DT
12	Alec Pierce	WR	26	Phil Thomas ^	CB	46	Grant Horvath ^	LB	73	CJ Johnson ^	OL			
13	Ty Van Fossen	LB	27	Darrin Beavers	LB	47	Nate Lawler ^	TE	74	Jeremy Cooper	OL			
14	Todd Bumphis	CB	27	Norman Love	WR	48	Blake Bammann ^	LS	75	John Williams	OL			

SQUAD BREAKDOWN

STARTERS RETURNING

OFFENSE (6)

OG	Jeremy Cooper, 6-4, 325, So.-1L, Chicago, Illinois (4 starts in 2019 - injured)
OT	Darius Harper, 6-7, 308, Sr.-1L, Springfield, Ohio (9 starts in 2019)
OT	Lorenz Metz 6-9, 335, So.-1L, Neuötting, Germany (13 starts in 2019)
WR	Alec Pierce 6-3, 213, Jr.-2L, Glen Ellyn, Ill. (13 starts in 2019)
QB	Desmond Ridder 6-4, 215, Jr.-2L, Louisville, Kentucky (13 starts in 2019)
C	Jakari Robinson 6-2, 308, Jr.-2L, Talladega, Alabama (14 starts in 2019)

DEFENSE (7)

LB	Darrian Beavers, 6-3, 242, Sr.-1L, Cincinnati, Ohio (10 starts in 2019)
CB	Coby Bryant, 6-1, 198, Sr.-3L, Cleveland, Ohio (14 starts in 2019)
S	Darrick Forrest, 6-0, 200, Sr.-3L, Columbus, Ohio (14 starts in 2019)
CB	Ahmad Gardner, 6-2, 188, So.-1L, Detroit, Mich. (6 starts in 2019)
S	Ja'Von Hicks, 6-2, 206, Jr.-2L, Cincinnati, Ohio (14 starts in 2019)
J	Michael Pitts, 6-4, 248, Sr.-3L, Stone Mountain, Ga. (8 starts in 2019)
DT	Elijah Ponder, 6-3, 275, Sr.-3L, Atlanta, Ga. (14 starts in 2019)
DE	Myjai Sanders, 6-5, 258, Jr.-2L, Jacksonville, Fla. (14 starts in 2019)
DT	Jabari Taylor, 6-1, 293, Jr.-2L, Akron, Ohio (8 starts in 2019)
S	James Wiggins, 6-0, 205, Sr.-2L, Miami, Fla. (12 starts in 2018)

SPECIAL TEAMS (2)

K	Cole Smith, Jr.-1L, Middletown, Ohio (12 appearances in 2018)
P	James Smith, Sr.-2L, Wangaratta, Australia (2018 Ray Guy Award Finalist)

STARTERS LOST

OFFENSE (5)

TE	Josiah Deguara, Folsom, Calif. (14 starts in 2019)
OL	Chris Ferguson, Nassau, Bahamas (12 starts in 2019)
OL	Morgan James, Highland, Mich. (12 starts in 2019)
WR	Rashad Medaris, Indianapolis, Ind. (8 starts in 2019)
RB	Michael Warren II, Toledo, Ohio (14 starts in 2019)

DEFENSE (2)

LB	Perry Young, Birmingham, Ala. (12 starts in 2019)
LB	Bryan Wright, New Castle, Del. (12 starts in 2019)

SPECIAL TEAMS (1)

K	Sam Crosa, Columbus, Ohio (93 pts in 2019, 2 GW Field Goals)
---	--

INCOMING TRANSFERS

TE	Noah Davis, 6-4, 256, Jr., Cincinnati, Ohio (Michigan State)
WR	Dalrone Donaldson, 6-4, 202, Jr., Miami, Fla. (Hutchinson CC)
RB	Jerome Ford, 5-11, 215, r-Fr., Tampa, Fla. (Alabama)
OL	Joey Groeber, 6-3, 330, So., Cincinnati, Ohio (Cincinnati Christian)
LB	Harrison Hill, 6-0, 220, Jr., Cincinnati, Ohio (Davidson)
OL	CJ Johnson, 6-1, 278, So., Grand Rapids, Ohio (Siena Hts.)
WR	Jordan Jones, 6-1, 185, Sr., Smackover, Ark. (Arkansas) *
DL	Miles Manigault, 6-2, 260, Jr., Cincinnati, Ohio (ETSU)
QB	Jack Perry, 6-0, 200, So., Mountain View, Calif. (San Mateo)
WR	Michael Young Jr., 5-10, 190, Jr., Saint Rose, La. (Notre Dame) *

2019 TRANSFERS ELIGIBLE IN 2020

S	Bryan Cook, 6-1, 208, Jr., Cincinnati, Ohio (Howard)
OL	James Hudson, 6-5, 310, Jr., Toledo, Ohio (Michigan)

* - Graduate Transfer

RETURNING STATISTICAL LEADERS

RUSHING

Desmond Ridder, QB	144 carries, 650 yards, 5 TDs
Gerrid Doaks, RB	100 carries, 526 yards, 5 TDs
Ryan Montgomery, RB	20 carries, 5.3 YPC, 2 TDs

PASSING

Desmond Ridder, QB	2,164 yards, 18 touchdowns
--------------------	----------------------------

RECEIVING

Alec Pierce	652 yards, 2 touchdowns
Jayshon Jackson	17 receptions, 171 yards

SPECIAL TEAMS

Cole Smith, K	7-15 FGA, 54-56 PAT, 75 points
James Smith, P	72 punts, 42.4 Avg., 27 FC, 27 I20, 1 TB,

TACKLES

Darrick Forrest	106 tackles, 3.5 TFL, 3 INT
Jarell White	66 tackles, 7.5 TFL, 3 FF
Coby Bryant, CB	54 tackles, 8 PBU, 2 QBH
Ja'Von Hicks, S	50 tackles, 5 INT, 4 FR, 2 FF

SACKS

Michael Pitts	5.5 sacks, 39 yards
---------------	---------------------

INTERCEPTIONS

Ja'Von Hicks	5 interceptions, 107 yards
Ahmad Gardner	3 interceptions, 78 yards, 2 TDs

LETTERWINNERS RETURNING (52)

OFFENSE (22) - Ben Bryant, Jeremy Cooper, Gerrid Doaks, Wyatt Fischer, Darius Harper, James Hudson, Jayshon Jackson, Bruno Labelle, Cody Lamb, Nate Lawler, Michael Kopaygorodsky, Vincent McConnell, Lorenz Metz, Ryan Montgomery, Dylan O'Quinn, Alec Pierce, Desmond Ridder, Jakari Robinson, Blue Smith, Leonard Taylor, Tre Tucker, Josh Whyte

DEFENSE (28) - DeMarco Baker, Darrian Beavers, Curtis Brooks, Marcus Brown, Coby Bryant, Arquon Bush, Bryan Cook, Jacob Dingle, Joel Dublanko, Darrick Forrest, Ahmad Gardner, Justin Harris, Ja'Von Hicks, Wilson Huber, Brody Ingle, Daeshon Martin, Mick Oakes, Michael Pitts, Elijah Ponder, Ryan Royer, Myjai Sanders, Jaquan Sheppard, Jabari Taylor, Ethan Tucky, Ty Van Fossen, Malik Vann, Taj Ward, Jarell White

SPECIAL TEAMS (2) - Cole Smith, James Smith

LETTERWINNERS LOST (28)

OFFENSE (14) - Zach Bycznski, Trent Cloud, Josiah Deguara, Chris Ferguson, Thomas Geddiss, Javan Hawes, Alex Heil, Morgan James, Aulden Knight, Malick Mbodj, Rashad Medaris, Jake Sopko, Tavion Thomas, Michael Warren II

DEFENSE (11) - Kyle Bolden, Noah Hamlin, Cam Jefferies, TJ Johnson, Kevin Mouhon, RJ Potts, Joe Schroer, Nick Staderman, Collin Widecan, Bryan Wright, Perry Young

SPECIAL TEAMS (3) - Sam Crosa, Ryan Jones, Zach Wood

BY CLASS

GRADUATES (2) - Noah Davis, Jordan Jones, Michael Young Jr.

SENIORS (17) - Blake Bammann, Darrian Beavers, Curtis Brooks, Marcus Brown, Coby Bryant, Gerrid Doaks, Joel Dublanko, Darrick Forrest, Darius Harper, Bruno Labelle, Michael Pitts, Elijah Ponder, James Smith, Ethan Tucky, Jarell White, James Wiggins, Cameron Young

JUNIORS (23) - Bryan Cook, Dalrone Donaldson, Ja'von Hicks, Harrison Hill, Wilson Huber, James Hudson, Jayshon Jackson, Casey Kirk, Michael Kopaygorodsky, Cody Lamb, Charles McClelland, Vincent McConnell, Alec Pierce, Garyn Prater, Desmond Ridder, Josiah Robey, Jakari Robinson, Ryan Royer, Myjai Sanders, Cole Smith, Jabari Taylor, Leonard Taylor, Malik Vann

SOPHOMORES (31) - Will Adams, Blake Bacevich, DeMarco Baker, Blake Bammann, Chase Brown, Ben Bryant, Arquon Bush, Jeremy Cooper, Jacob Dingle, Wyatt Fischer, Ahmad Gardner, Joey Groeber, Justin Harris, Brody Ingle, CJ Johnson, Mychal Keys, Nate Lawler, Daeshon Martin, Lorenz Metz, Ryan Montgomery, Dylan O'Quinn, Mick Oakes, Jack Perry, Jaquan Sheppard, Blue Smith, Tre Tucker, Ty Van Fossen, Ethan Voelker, Taj Ward, Josh Whyte, Colin Woodside

REDSHIRT FRESHMEN (21) - Jonathan Allen, Alex Bales, Jackson Brusciannelli, Bryce Burton, Jack Campbell, Jerome Ford, Dorian Holloway, Grant Horvath, Zach Hummel, Bryant Johnson II, Cam Jones, Ashton Koller, Michael Lindauer, Miles Manigault, Marcelo Mendiola, Nate Meyer, Ryan Mullaney, Cayson Pfeiffer, Eric Phillips, Izaiah Ruffin, Jaiir Thomas

FRESHMEN (31) - Sammy Anderson, Marquez Bell, Ben Blevins, Todd Bumphis, Jake Burns, James Camden, Barak Faulk, Gavin Gerhardt, Alex Green, Joe Huber, Daved Jones Jr., Norman Love, Luke Lundberg, Kobe McAllister, De'Arre McDonald, Sterling Miles, Deshawn Pace, Dominique Perry, Evan Prater, Jake Renfro, Chris Scott, Tyler Scott, Payten Singletary, Jaxon Smith, Jaheim Thomas, Phil Thomas, Jadon Thompson, Jack Welcsh, John Williams, Justin Wodtly, Ethan Wright

BY POSITION

OFFENSE

OFFENSIVE LINE (23) - Jonathan Allen, Ben Blevins, Jake Burns, Jeremy Cooper, Gavin Gerhardt, Joey Groeber, Darius Harper, Joe Huber, James Hudson, Zach Hummel, CJ Johnson, Cody Lamb, Kobe McAllister, Vincent McConnell, Marcelo Mendiola, Lorenz Metz, Dylan O'Quinn, Jake Renfro, Jakari Robinson, Jaxon Smith, Ethan Voelker, John Williams, Colin Woodside

QUARTERBACK (5) - Ben Bryant, Michael Lindauer, Jack Perry, Evan Prater, Desmond Ridder

RUNNING BACK (8) - Gerrid Doaks, Jerome Ford, Michael Kopaygorodsky, Charles McClelland, Ryan Montgomery, Ethan Wright, Cameron Young

TIGHT END (8) - Jack Campbell, Noah Davis, Cam Jones, Bruno Labelle, Nate Lawler, Payten Singletary, Leonard Taylor, Josh Whyte

WIDE RECEIVER (18) - Marquez Bell, Dalrone Donaldson, Wyatt Fischer, Jayshon Jackson, Bryant Johnson II, Jordan Jones, Ashton Koller, Norman Love, Nate Meyer, Alec Pierce, Garyn Prater, Chris Scott, Tyler Scott, Blue Smith, Jaiir Thomas, Jadon Thompson, Tre Tucker, Michael Young Jr.

DEFENSE

CORNERBACK (13) - Sammy Anderson, Coby Bryant, Todd Bumphis, Arquon Bush, Ahmad Gardner, Alex Green, Justin Harris, Casey Kirk, De'Arre McDonald, Josiah Robey, Jaquan Sheppard, Phil Thomas, Taj Ward

END (6) - Mychal Keys, Sterling Miles, Ryan Mullaney, Izaiah Ruffin, Myjai Sanders, Malik Vann

TACKLE (11) - Curtis Brooks, Chase Brown, Marcus Brown, Barak Faulk, Miles Manigault, Daeshon Martin, Dominique Perry, Eric Phillips, Elijah Ponder, Jabari Taylor, Justin Wodtly

JACK (3) - Blake Bacevich, Michael Pitts, Ethan Tucky

LINEBACKER (15) - DeMarco Baker, Darrian Beavers, Jackson Brusciannelli, Joel Dublanko, Grant Horvath, Harrison Hill, Wilson Huber, Brody Ingle, Daved Jones Jr., Mick Oakes, Deshawn Pace, Ryan Royer, Jaheim Thomas, Ty Van Fossen, Jarell White

SAFETY (8) - Will Adams, James Camden, Bryan Cook, Jacob Dingle, Darrick Forrest, Ja'von Hicks, Jack Welcsh, James Wiggins

SPECIAL TEAMS

KICKER (4) - Alex Bales, Bryce Burton, Luke Lundberg, Cole Smith

LONG SNAPPER (2) - Blake Bammann, Cayson Pfeiffer

PUNTER (1) - James Smith

BY CITY/STATE

CINCINNATI (31) - Will Adams (Mason), Blake Bacevich (St. Xavier), DeMarco Baker (Woodward), Darrian Beavers (Colerain), Ben Blevins (La Salle), Bryce Burton (Princeton), James Camden (Anderson), Bryan Cook (Mount Healthy), Noah Davis (St. Xavier), Barak Faulk (Mason), Ja'von Hicks (Colerain), Harrison Hill (Anderson), Brody Ingle (La Salle), Daved Jones Jr. (Lakota West), Michael Kopaygorodsky (Mason), Luke Lundberg (Indian Hill), Miles Manigault (Moeller), Ryan Mullaney (Moeller), Mick Oakes (Indian Hill), Deshawn Pace (Colerain), Eric Phillips (Colerain), Evan Prater (Wyoming), Garyn Prater (Wyoming), Jaxon Smith (Kings), Jaheim Thomas (Princeton), Jaiir Thomas (Winton Woods), Phil Thomas (Fairfield), Malik Vann (Fairfield), Ethan Voelker (Taylor), Jarell White (La Salle), Josh Whyte (La Salle)

OHIO (46) - Jonathan Allen (Dayton), Sammy Anderson (Dayton), Blake Bammann (Lexington), Todd Bumphis (Toledo), Jake Burns (Akron), Jack Campbell (Bellbrook), Wyatt Fischer (Mount Orab), Darrick Forrest (Columbus), Gavin Gerhardt (Xenia), Alex Green (Lexington), Joey Groeber (Williamsburg), Darius Harper (Springfield), Justin Harris (Huber Heights), Grant Horvath (Columbus), Joe Huber (Dublin), James Hudson (Toledo), Zach Hummel (Hilliard), Bryant Johnson (Vandalia), CJ Johnson (Grand Rapids), Mychal Keys (Columbus), Casey Kirk (Dublin), Ashton Koller (Landen), Cody Lamb (Miamisburg), Nate Lawler (Dresden), Daeshon Martin (Akron), Vincent McConnell (Massillon), Nate Meyer (Dublin), Ryan Montgomery (Franklin), Dylan O'Quinn (Toledo), Cayson Pfeiffer (Columbus), Ryan Royer (Hilliard), Chris Scott (Columbus), Tyler Scott (Barberton), Blue Smith (Huber Hts.), Cole Smith (Middletown), Jabari Taylor (Akron), Leonard Taylor (Springfield), Tre Tucker (Akron), Ethan Tucky (Delaware), Ty Van Fossen (Croton), Taj Ward (Solon), Jack Welcsh (Lakewood), Justin Wodtly (Cleveland), Colin Woodside (Lancaster), Ethan Wright (Akron), Cameron Young (Columbus)

ILLINOIS (9) - Jackson Brusciannelli (Woodridge), Ben Bryant (La Grange), Jeremy Cooper (Chicago), Jayshon Jackson (Chicago), Marcelo Mendiola (Chicago), Alec Pierce (Glen Ellyn), Jake Renfro (Mokena), Izaiah Ruffin (Oak Park), Jadon Thompson (Chicago), John Williams (Bolingbrook)

FLORIDA (8) - Marquez Bell (Lake City), Marcus Brown (Naples), Dalrone Donaldson (Miami), Jerome Ford (Tampa), Norman Love (Lake Wales), Myjai Sanders (Jacksonville), Jaquan Sheppard (Zephyrhills), James Wiggins (Miami)

GEORGIA (5) - Kobe McAllister (Ringgold), Charles McClelland (Homerville), Michael Pitts (Stone Mountain), Elijah Ponder (Atlanta), Payten Singletary (Thomasville)

INDIANA (4) - Alex Bales (Westfield), Gerrid Doaks (Indianapolis), Wilson Huber (Indianapolis), Michael Lindauer (Evansville)

KENTUCKY (4) - Jacob Dingle (Louisville), Cam Jones (Knott County), Desmond Ridder (Louisville), Josiah Robey (Franklin)

ALABAMA (2) - Kyriq McDonald (Madison), Jakari Robinson (Talladega)

MICHIGAN (2) - Ahmad Gardner (Detroit), Sterling Miles (West Bloomfield)

ARKANSAS (1) - Jordan Jones (Smackover)

CALIFORNIA (1) - Jack Perry (Mountain View)

LOUISIANA (1) - Michael Young Jr. (St. Rose)

MARYLAND (1) - Dominique Perry (Germantown)

TENNESSEE (1) - De'Arre McDonald (Murfreesboro)

VIRGINIA (1) - Curtis Brooks (Danville)

WASHINGTON (1) - Joel Dublanko (Aberdeen)

BY COUNTRY

AUSTRALIA - James Smith (Wangaratta)

CANADA - Bruno Labelle (Laval, Quebec)

GERMANY - Lorenz Metz (Neuötting)

HEAD COACH LUKE FICKELL

HEAD COACH LUKE FICKELL

THIRD YEAR • OHIO STATE '97

The University of Cincinnati football team opened a new era in December 2016 with the hiring of Ohio native Luke Fickell, the Bearcats 42nd football head coach.

The 20-year veteran of the FBS coaching ranks took the reins of the UC program after spending 16 years at his alma mater, Ohio State. His impressive resume includes being on the staff of two national championship winning teams, seeing 14 players selected in the NFL Draft, coordinating outstanding defenses over 12 seasons as a co-coordinator or defensive coordinator and winning AAC Coach of the Year honors in 2018 and 2020.

Fickell, starting his fourth season at UC in 2020, has led UC to back-to-back 11-win seasons, the 2019 American Athletic Conference East Division Championship along with consecutive bowl-game wins in the 2018 Military Bowl and 2019 TicketSmarter Birmingham Bowl.

Fickell led one of the more remarkable turnarounds in school history in 2018, rebounding from a 4-8 inaugural campaign with the third 11-win season in school history and a win in the Military Bowl. The 2018 American Athletic Conference Coach of the Year, Fickell was a semifinalist for the George Munger Award and was tabbed for the watch lists for the Dodd Trophy and Paul "Bear" Bryant Coach the Year awards.

Establishing his T.E.A.M. culture on the Clifton Hts. campus, standing for Together Everyone Achieves More, UC has emerged as one of the teams to watch in the American, especially on defense where the UC has led the AAC in scoring defense in both 2018 and 2019.

Fickell was hired on Dec. 10, 2016 and has been a tireless advocate for the UC program, speaking at numerous events and schools to continue to build the Bearcats brand inside the State of Cincinnati, the 50-mile radius surrounding campus.

An excellent recruiter with strong Ohio, Midwest and Florida relationships, a national presence and a discerning eye for talent, Fickell has put together back-to-back-to-back impactful recruiting classes at Cincinnati. He was named the American Football Coaches Association assistant coach of the year in 2010 and he was named a "top recruiter" in 2012 by both Rivals and ESPN.

The former standout football player, college graduate, NFL player, husband and father is most-noticed as a developer of talent.

His NFL Draft selections include first-round picks A.J. Hawk, Bobby Carpenter, Ryan Shazier and Darron Lee, NFL standout James Laurinaitis, along with Joshua Perry, Anthony Schlegel, Larry Grant, Marcus Freeman, Austin Spitler, Ross Homan and Brian Rolle and most recently UC players Cortez Broughton, Korey Cunningham and Josiah Deguara.

No stranger to championship-level football, Fickell was a part of nine Big Ten Conference titles (seven as a coach, two as a player), two national championship squads and 15 postseason games, including two College Football Playoff appearances.



From 2005-2016, Fickell-coached defenses at Ohio State ranked among the NCAA FBS Top-40 in yards-per-play allowed, averaging a ranking of No. 17 and earning its highest rank of No. 3 in 2016.

Fickell's coaching career began at Ohio State. After spending a year on the IR list with the New Orleans Saints, he was hired in 1999 as a GA at OSU by his college coach, John Cooper.

Fickell's first full-time coaching position came in 2000 under Lee Owens at Akron, spending two years as defensive line coach. Jim Tressel brought him to Ohio State as special teams coordinator in 2002 and he also worked with the defensive front on the BCA National Championship squad. He was named linebackers coach in 2004, and added co-defensive coordinator duties to his resume in 2005.


In May of 2011 he was asked to take over an Ohio State program staggered by the loss of its head coach, the unexpected departure of a star quarterback and on the cusp of NCAA penalties, and against stacked odds, he led the Buckeyes to a bowl game. Prior to his appointment to serve as head coach, he had been promoted to assistant head coach in March 2011.

He returned to his role as defensive coordinator and LB coach in 2012. Over five seasons, coaching under UC alumnus Urban Meyer, Fickell's defensive units were a big reason OSU went 61-5 and won the 2014 CFP National Championship.

Fickell was one of the founders of the 2nd & 7 Foundation in 1999 with teammates Ryan Miller and Mike Vrabel. The foundation promotes reading by providing free books and positive role models to kids in need while encouraging young athletes of the community to pay it forward.

A native of Columbus, Ohio, Fickell is a graduate of DeSales High School, where he was a three-time, undefeated state wrestling champion. He played for the Buckeyes from 1992-96, redshirting the first year and then starting the next four seasons at nose guard. He started a then school-record 50 consecutive games between 1993 and 1996.

He graduated from Ohio State in 1997 with a degree in exercise science. Fickell and his wife Amy have six children: Landon, Luca, twin sons Aydon and Ashton, and twin sons Laykon and Lucian.



PERSONAL INFORMATION

Born: August 18, 1973
Hometown: Columbus, Ohio
Wife: Amy
Children: Landon, Luca, Aydon, Ashton, Laykon, Lucian
Education: Ohio State (1997, B.S.)
Year in Coaching: 20th

PLAYING CAREER

YEAR	TEAM
1992-96	Ohio State (Nose Guard)

BOWLS PLAYED IN

YEAR	SCHOOL	BOWL
1993	Ohio State	Holiday
1994	Ohio State	Citrus
1995	Ohio State	Citrus
1996	Ohio State	Rose

COACHING CAREER

YEAR	SCHOOL	POSITION
1999	Ohio State	Graduate Assistant
2000-01	Akron	Defensive Line
2002-03	Ohio State	Special Teams Coordinator
2004	Ohio State	Linebackers
2005-11	Ohio State	Co-Defensive Coord./Linebackers
2011	Ohio State	Head Coach
2012-16	Ohio State	Defensive Coord./Linebackers
2017-	Cincinnati	Head Coach

BOWLS COACHED IN

YEAR	SCHOOL	BOWL
2002	Ohio State	Fiesta
2003	Ohio State	Fiesta
2004	Ohio State	Alamo
2005	Ohio State	Fiesta
2006	Ohio State	BCS National Championship
2007	Ohio State	BCS National Championship
2008	Ohio State	Fiesta
2009	Ohio State	Rose
2010	Ohio State	Sugar
2011	Ohio State	Gator
2013	Ohio State	Orange
2014	Ohio State	CFP: Sugar (Semi)/NCG
2015	Ohio State	Fiesta
2016	Ohio State	CFP: Fiesta (Semi)
2018	Cincinnati	Military
2019	Cincinnati	Birmingham
2020	Cincinnati	Peach

FICKELL'S HEAD COACHING RECORD

YEAR	SCHOOL	OVERALL	CONFERENCE
2011	Ohio State	6-7	3-5 Big Ten (4th)
2017	Cincinnati	4-8	2-6 American East (4th)
2018	Cincinnati	11-2	6-2 American East (3rd)
2019	Cincinnati	11-3	7-1 American East Champs
2020	Cincinnati	9-0	6-0 AAC Champions
TOTALS	FOUR SEASONS	41-20 (.672)	24-14 (.631)

**DAN ENOS****GAMEDAY LOCATION:** PRESS BOX

ASSOCIATE HEAD COACH/RB • THIRD YEAR • MICHIGAN STATE '91

Enos started his second stint at UC in 2020, as the associate head coach and running backs coach. A play-caller for over a decade, he was the head coach at Central Michigan for five seasons and boasts more than two decades of experience coaching skill position players. He was on staff at UC mentoring the QBs from 2004-05. He coached current UC QB coach Gino Guidugli in 2004, helping the Bearcats hall of famer close a storied career as the school's all-time leading passer with 11,453 career yards. The nearly 30-year veteran of the coaching ranks spent the 2019 season at Miami (FL), serving as the offensive coordinator and quarterbacks coach. The Dearborn, Mich., native was a standout quarterback at Michigan State from 1987-90. Enos and his wife Jane, have two children, Lia and Alex.

**MIKE DENBROCK****GAMEDAY LOCATION:** FIELD

OFFENSIVE COORDINATOR/TE • FOURTH YEAR • GRAND VALLEY STATE '87

Denbrock joined the staff in Jan. 2017 and serves as the offensive coordinator and tight ends coach. A veteran of 30-plus years in coaching, he coached QBs in 2017 before shifting to tight ends in 2018. He has worked as both an OC and DC and coached every position on the offensive side of the ball. UC has rushed for over 2,900 yards in each of the last two seasons, including a school-record mark of 3,113 yards in 2018. QB Desmond Ridder was the 2018 AAC Rookie of the Year and five former players, Mike Boone (Minnesota), Korey Cunningham (New England), Josiah Deguara (Green Bay), Devin Gray (Atlanta), and Michael Warren II (Philadelphia) spent time on NFL rosters. Prior to coming to UC, Denbrock was at Notre Dame from 2010-16 in a variety of roles. Denbrock and his wife Dianne have a son, Chance.

**MARCUS FREEMAN****GAMEDAY LOCATION:** FIELD

DEFENSIVE COORDINATOR/LB • FOURTH YEAR • OHIO STATE '07

Marcus Freeman, UC's defensive coordinator and linebackers coach, joined the staff in 2017, emerging as one of the top defensive minds and recruiters in college football. Freeman has been part of a UC staff which coached the Bearcats to back-to-back 11-win seasons in 2018 and 2019, the 2019 AAC East Championship and consecutive postseason wins in the Military and Birmingham Bowls. UC has led the AAC in scoring defense and ranked in the league's top three in rushing and total defense in 2018 and 2019. He joined the Bearcats staff after four years at Purdue and started his coaching career at his alma mater, Ohio State, where he was a standout linebacker. Freeman has a daughter, Bria, and he and his wife, Joanna, have six children, Vinny, Siena, Gino, Nico, Capri and Rocco.

**GINO GUIDUGLI****GAMEDAY LOCATION:** PRESS BOX

PASSING GAME COORDINATOR/QB • FOURTH YEAR • CINCINNATI '05

Former UC QB Gino Guidugli joined the Bearcats football staff in February 2017 as the running backs coach. He moved over to coaching quarterbacks in 2018 and was tabbed as passing game coordinator in March 2020. He has been instrumental in the development of QB Desmond Ridder, the 2018 AAC Rookie of the Year. A member of UC's James P. Kelly Sr. Athletics Hall of Fame and a charter member of Nippert Stadium's Ring of Honor, he returned to his alma mater after spending six seasons at Central Michigan. Prior to joining the coaching ranks, Guidugli played professionally in the Arena and Canadian Football Leagues. He still holds 10 school records, including the career marks for passing yards (11,453) and TD passes (78). He and his wife, Michelle, have two sons, Ryland and Ezra and a daughter, Willow.

**BRIAN MASON****GAMEDAY LOCATION:** FIELD

SPECIAL TEAMS COORDINATOR/SNIPERS • FOURTH YEAR • DENISON '09

Brian Mason enters his fourth year at Cincinnati and third on the coaching staff as the special teams coordinator and snipers coach. Punter James Smith, a three-time All-American Athletic Conference selection, was a finalist for the Ray Guy Award in 2018 and also earned spots on two All-America squads. UC led the American Conference and finished second in the NCAA FBS in net punting. Mason spent the 2017 season as the Bearcats' director of recruiting, helping sign a pair of highly-rated recruiting classes ranked at the top of the AAC. Prior to joining the UC staff, Mason spent eight years coaching at Ohio State, Purdue, Kent State and Bluffton. Mason and his wife Rachel have a son, Graham.

**MIKE BROWN****GAMEDAY LOCATION:** FIELD

WIDE RECEIVERS • SECOND YEAR • LIBERTY '11

Mike Brown joined the Bearcats football staff in 2019. Brown was a two-time All-America selection at Liberty at wide receiver and quarterback and played three years in the NFL before starting a coaching career. He was selected to participate in a Bill Walsh NFL Minority Coaching Fellowship with the Cincinnati Bengals in the summer of 2020. Brown spent the 2018 season at Liberty, his alma mater, coaching the running backs. He had previous coaching stints at Delaware and Michigan. Brown played three seasons for the Jacksonville Jaguars (2012-14), including a 32-catch, 446-yard, two-TD season in 2013. Brown helped Liberty win three Big South Conference titles (2008, 2009, 2010) and was the Big South Player of the Year in 2009 and 2010. The Charlottesville, Virginia, and his wife Dymond live in Cincinnati.

**RON CROOK****GAMEDAY LOCATION:** FIELD

OFFENSIVE LINE • THIRD YEAR • WEST LIBERTY STATE '91

Ron Crook, a 31-year veteran of the coaching ranks, joined the UC staff in January 2017. Crook's line helped pave the way towards breaking a 48-year old school record in 2018 with 3,113 rushing yards, UC's first 1,000-yard rusher since 2012 in Michael Warren II and only the third 11-win season in program history. He has mentored offensive linemen from coast-to-coast, with stops at West Virginia, Stanford, Harvard, Illinois, West Liberty State, Glenville State, Clarion and West Virginia Tech. One of his first jobs was as a graduate assistant working with the offensive line at UC in 1993. Crook earned his bachelor's degree in physical education from West Liberty State in 1991. Crook and his wife, Stacy, have three children — Andrew, Cian and Kenley.

**PERRY ELIANO****GAMEDAY LOCATION:** FIELD

CORNERBACKS • FIRST YEAR • STEPHEN F. AUSTIN '00

Perry Eliano, who has spent nearly 20 seasons in the coaching ranks, came to UC after a two-year stint as the special teams coordinator and cornerbacks coach at New Mexico. The 2019 Lobos finished in the top 20 nationally in three categories, ranking 10th nationally in net punting at 42.1 yards per punt, 13th nationally in blocked kicks with three, and 19th nationally in kickoff returns, averaging 24.1 yards per return. Punter Tyson Dyer was a two-time All-Mountain West Conference selection and a Ray Guy Award semifinalist in 2019. A Killeen, Texas native, Eliano got his coaching start as a graduate assistant at his alma mater, Stephen F. Austin, from 2001-02. He and his wife, Regenia, have two sons, Amari and Evan.

**COLIN HITSCHLER****GAMEDAY LOCATION:** PRESS BOX

SAFETIES • THIRD YEAR • PENN '10

Colin Hitschler enters his third season on the University of Cincinnati football staff and his first coaching the safeties. He moved into his current role after serving the 2019 season as UC's senior defensive analyst. He came to UC in 2018 as a defensive quality control coach. Hitschler came to UC after four seasons at the University of South Alabama. He had previous coaching stints at Arkansas State, Widener (Pa.) and Salve Regina (R.I.), also working as a player personnel assistant for Kansas City in 2010 and as a training camp assistant for Philadelphia in 2009. A native of Philadelphia, Hitschler wrestled at Pennsylvania for four years before earning his degree in 2010. He and his wife Rebecca have a daughter, Catherine.

**GREG SCRUGGS****GAMEDAY LOCATION:** FIELD

DEFENSIVE LINE • THIRD YEAR • LOUISVILLE '11

Cincinnati native Greg Scruggs joined the UC staff in 2018 and moved to the full-time coaching staff in 2020, mentoring the defensive ends. A former standout player at St. Xavier HS, the University of Louisville and a two-time Super Bowl Champion, Scruggs spent 2018 and 2019 as the Bearcats' director of player development and NFL liaison. He played collegiately at Louisville from 2008-11, seeing time in 42 games at defensive tackle and defensive end over, earning 26 starts. He played on two bowl teams, seeing action in 2010 Beef O'Brady's Bowl and 2011 Belk Bowl. He earned a bachelor's degree in sociology from Louisville in 2011. Scruggs has a son, Koven.

**BRADY COLLINS**

DIRECTOR/FB SPORTS PERFORMANCE • FOURTH YEAR • OTTERBEIN '09

Brady Collins enters his fourth season as UC's director of football sports performance, overseeing a modern and comprehensive program which helps student-athletes maximize their athletic potential with the latest techniques. He came to UC after spending the two seasons at Ohio State as a strength coach with the football team. A 2009 graduate of Otterbein, he went south after graduation to become a volunteer strength coach at Kentucky and intern for the Cincinnati Bengals. He became a graduate assistant coach at Kentucky in 2010 and a year later was named an assistant strength coach. In 2013, he accepted an assistant strength and conditioning position at Mississippi State before he was hired at Ohio State in 2015. Collins and his wife, Allie, are the parents of a daughter, Kaylee and a son, Crew.

2020 CINCINNATI FOOTBALL

2020 STATISTICS

OVERALL: 9-0			AMERICAN: 6-0			HOME: 7-0			AWAY: 2-0			NEUTRAL: 0-0		
DATE	OPPONENT	SCORE	OVERALL	CONFERENCE	TIME	ATTEND								
Sept. 19	AUSTIN PEAY	W 55-20	1-0-0	0-0-0	3:09	-								
Sept. 26	22 ARMY WEST POINT	W 24-10	2-0-0	0-0-0	3:30	-								
Oct. 3	USF *	W 28-7	3-0-0	1-0-0	3:15	-								
Oct. 24	@ 16 SMU *	W 42-13	4-0-0	2-0-0	3:25	7898								
Oct. 31	MEMPHIS *	W 49-10	5-0-0	3-0-0	3:16	-								
Nov. 7	HOUSTON *	W 38-10	6-0-0	4-0-0	3:16	-								
Nov. 13	ECU *	W 55-17	7-0-0	5-0-0	3:37	-								
Nov. 21	@ UCF *	W 36-33	8-0-0	6-0-0	4:01	10668								
Dec. 19	23 TULSA ^	W 27-24	9-0-0	6-0-0	3:32	5831								
Jan. 1	vs. 9 Georgia %													

* - American Athletic Conference Game; ^ - AAC Championship Game; % - Chick-fil-A Peach Bowl

TEAM STATISTICS	CINCINNATI	OPPONENT
SCORING	354	144
Points Per Game	39.3	16.0
Points Off Turnovers	56	21
FIRST DOWNS	203	175
Rushing	91	68
Passing	103	80
Penalty	9	27
RUSHING YARDAGE	2025	1099
Yards gained rushing	2201	1362
Yards lost rushing	176	263
Rushing Attempts	354	331
Average Per Rush	5.7	3.3
Average Per Game	225.0	122.1
TDs Rushing	28	9
PASSING YARDAGE	2180	1731
Comp-Att-Int	173-258-6	162-316-15
Average Per Pass	8.4	5.5
Average Per Catch	12.6	10.7
Average Per Game	242.2	192.3
TDs Passing	18	6
TOTAL OFFENSE	4205	2830
Total Plays	612	647
Average Per Play	6.9	4.4
Average Per Game	467.2	314.4
KICK RETURNS: #-Yards	17-476	21-473
PUNT RETURNS: #-Yards	14-113	11-83
INT RETURNS: #-Yards	15-129	6-5
KICK RETURN AVERAGE	28.0	22.5
PUNT RETURN AVERAGE	8.1	7.5
INT RETURN AVERAGE	8.6	0.8
FUMBLES-LOST	19-9	8-4
PENALTIES-Yards	77-688	51-487
Average Per Game	76.4	54.1
PUNTS-Yards	32-1402	49-2003
Average Per Punt	43.8	40.9
Net punt average	40.6	37.8
KICKOFFS-Yards	63-3648	33-1958
Average Per Kick	57.9	59.3
Net kick average	40.5	38.1
TIME OF POSSESSION/Game	32:04	27:56
3RD-DOWN Conversions	57/118	50/140
3rd-Down Pct	48%	36%
4TH-DOWN Conversions	9/13	9/23
4th-Down Pct	69%	39%
SACKS BY-Yards	27-191	11-63
MISC YARDS	0	1
TOUCHDOWNS SCORED	48	16
FIELD GOALS-ATTEMPTS	7-9	10-13
ON-SIDE KICKS	0-0	0-1
RED-ZONE SCORES	(34-42) 81%	(21-28) 75%
RED-ZONE TOUCHDOWNS	(28-42) 67%	(13-28) 46%
PAT-ATTEMPTS	(45-47) 96%	(14-14) 100%

SCORE BY QUARTER	1st	2nd	3rd	4th	Total
Cincinnati	72	114	83	85	354
Opponents	31	46	25	42	144

RUSHING										
NAME	GP	Att	Gain	Loss	Net	Avg	TD	Long	Avg/G	
DOAKS, Gerrid	9	144	705	32	673	4.7	7	72	74.8	
RIDDER, Desmond	9	83	692	83	609	7.3	12	91	67.7	
FORD, Jerome	9	65	405	19	386	5.9	7	48	42.9	
MCCLELLAND, C.	4	22	118	3	115	5.2	0	22	28.8	
YOUNG, Cameron	2	2	87	0	87	43.5	1	75	43.5	
BRYANT, Ben	8	6	67	2	65	10.8	1	40	8.1	
MONTGOMERY, R.	9	14	35	1	34	2.4	0	6	3.8	
DUBLANKO, Joel	9	1	29	0	29	29.0	0	29	3.2	
SCOTT, Tyler	9	1	20	0	20	20.0	0	20	2.2	
TUCKER, Tre	9	3	19	0	19	6.3	0	9	2.1	
LINDAUER, M.	2	2	20	5	15	7.5	0	4	7.5	
PRATER, Evan	1	2	4	0	4	2.0	0	3	4.0	
YOUNG, Michael	9	1	0	6	-6	-6.0	0	0	-0.7	
TOTAL	9	354	2201	176	2025	5.7	28	91	225.0	
OPPONENTS	9	331	1362	263	1099	3.3	9	64	122.1	

PASSING										
NAME	G	Effic	Cmp-Att-Int	Pct	Yds	TD	Lng	Avg/G		
RIDDER, Desmond	9	156.42	162-244-6	66.4	2090	17	60	232.2		
BRYANT, Ben	8	156.14	11-14-0	78.6	90	1	21	11.2		
TOTAL	9	156.40	173-258-6	67.1	2180	18	60	242.2		
OPPONENTS	9	94.05	162-316-15	51.3	1731	6	92	192.3		

RECEIVING										
NAME	G	No.	Yds	Avg	TD	Long	Avg/G			
WHYLE, Josh	9	25	318	12.7	5	30	35.3			
YOUNG, Michael	9	25	273	10.9	3	33	30.3			
JACKSON, J.	9	22	309	14.0	1	45	34.3			
TUCKER, Tre	9	18	236	13.1	3	45	26.2			
TAYLOR, Leonard	9	15	186	12.4	1	25	20.7			
PIERCE, Alec	5	14	287	20.5	2	45	57.4			
DOAKS, Gerrid	9	14	202	14.4	2	60	22.4			
JONES, Jordan	9	12	149	12.4	0	36	16.6			
LABELLE, Bruno	6	8	61	7.6	1	21	10.2			
THOMPSON, Jadon	6	6	58	9.7	0	18	9.7			
FORD, Jerome	9	6	36	6.0	0	15	4.0			
WRIGHT, Ethan	6	2	21	10.5	0	13	3.5			
SCOTT, Tyler	9	2	16	8.0	0	9	1.8			
MONTGOMERY, R.	9	2	12	6.0	0	10	1.3			
JONES, Cam	8	1	11	11.0	0	11	1.4			
MCCLELLAND, C.	4	1	5	5.0	0	5	1.2			
TOTAL	9	173	2180	12.6	18	60	242.2			
OPPONENTS	9	162	1731	10.7	6	92	192.3			

OVERALL: 9-0	AMERICAN: 6-0	HOME: 7-0	AWAY: 2-0	NEUTRAL: 0-0
---------------------	----------------------	------------------	------------------	---------------------

SCORING

NAME	TD	FGS	KICK	RUSH	RCV	PASS	DXP	SAF	POINTS
RIDDER, Desmond	12	0-0	0-0	0-0	0	0-1	0	0	72
SMITH, Cole	0	7-9	45-47	0-0	0	0-0	0	0	66
DOAKS, Gerrid	9	0-0	0-0	0-0	0	0-0	0	0	54
FORD, Jerome	7	0-0	0-0	0-0	0	0-0	0	0	42
WHYLE, Josh	5	0-0	0-0	0-0	0	0-0	0	0	30
TUCKER, Tre	4	0-0	0-0	0-0	0	0-0	0	0	24
YOUNG, Michael	3	0-0	0-0	0-0	0	0-0	0	0	18
PIERCE, Alec	2	0-0	0-0	0-0	0	0-0	0	0	12
BRYANT, Ben	1	0-0	0-0	0-0	0	0-0	0	0	6
TAYLOR, Leonard	1	0-0	0-0	0-0	0	0-0	0	0	6
JACKSON, J.	1	0-0	0-0	0-0	0	0-0	0	0	6
LABELLE, Bruno	1	0-0	0-0	0-0	0	0-0	0	0	6
WHITE, Jarell	1	0-0	0-0	0-0	0	0-0	0	0	6
YOUNG, Cameron	1	0-0	0-0	0-0	0	0-0	0	0	6
TOTAL	48	7-9	45-47	0-0	0	0-1	0	0	354
OPPONENTS	16	10-13	14-14	0-0	2	2-2	0	0	144

PUNTING

NAME	NO.	YDS	AVG	LONG	TB	FC	I20	50+	BLKD
SMITH, James	32	1402	43.8	60	1	15	17	7	0
TOTAL	32	1402	43.8	60	1	15	17	7	0
OPPONENTS	49	2003	40.9	60	2	16	11	8	1

FIELD GOALS

NAME	M-A	PCT	01-19	20-29	30-39	40-49	50+	LG	BLK
SMITH, Cole	7-9	77.8	0-0	3-3	3-5	1-1	0-0	47	1

KICKOFFS

NAME	NO.	YDS	AVG	TB	OB	RETN	NET	YOLN
SMITH, Cole	58	3339	57.6	23	3			
BALES, Alex	5	309	61.8	2	1			
TOTAL	63	3648	57.9	25	4	473	40.5	24
OPPONENTS	33	1958	59.3	9	6	476	38.1	26

TOTAL OFFENSE

NAME	G	PLAYS	RUSH	PASS	TOTAL	AVG/G
RIDDER, Desmond	9	327	609	2090	2699	299.9
DOAKS, Gerrid	9	144	673	0	673	74.8
FORD, Jerome	9	65	386	0	386	42.9
BRYANT, Ben	8	20	65	90	155	19.4
MCCLELLAND, C.	4	22	115	0	115	28.8
YOUNG, Cameron	2	2	87	0	87	43.5
MONTGOMERY, R.	9	14	34	0	34	3.8
DUBLANKO, Joel	9	1	29	0	29	3.2
SCOTT, Tyler	9	1	20	0	20	2.2
TUCKER, Tre	9	3	19	0	19	2.1
LINDAUER, M.	2	2	15	0	15	7.5
PRATER, Evan	1	2	4	0	4	4.0
TOTAL	9	612	2025	2180	4205	467.2
OPPONENTS	9	647	1099	1731	2830	314.4

INTERCEPTIONS

NAME	NO.	YDS	AVG	TD	LONG
BRYANT, Coby	3	24	8.0	0	24
GARDNER, Ahmad	3	18	6.0	0	19
WHITE, Jarell	2	26	13.0	1	26
FORREST, D.	2	22	11.0	0	20
BEAVERS, D.	2	8	4.0	0	8
BUSH, Arquon	2	31	15.5	0	31
WIGGINS, James	1	0	0.0	0	0
TOTAL	15	129	8.6	1	31
OPPONENTS	6	5	0.8	0	3

KICK RETURNS

NAME	NO.	YDS	AVG	TD	LONG
TUCKER, Tre	13	389	29.9	1	97
MONTGOMERY, R.	4	87	21.8	0	32
TOTAL	17	476	28.0	1	97
OPPONENTS	21	473	22.5	0	70

PUNT RETURNS

NAME	NO.	YDS	AVG	TD	LONG
MONTGOMERY, R.	13	100	7.7	0	21
TUCKY, Ethan	1	13	13.0	0	0
TOTAL	14	113	8.1	0	21
OPPONENTS	11	83	7.5	0	16

FUMBLE RETURNS

NAME	NO.	YDS	AVG	TD	LONG
ADAMS, WILL	1	16	16.0	0	16
VAN FOSSEN, TY	1	2	2.0	0	2
TOTAL	2	18	9.0	0	16
OPPONENTS	3	51	17.0	1	41

ALL PURPOSE

NAME	G	RUSH	REC	PR	KOR	IR	TOT	AVG/G
DOAKS, Gerrid	9	673	202	0	0	0	875	97.2
TUCKER, Tre	9	19	236	0	389	0	644	71.6
RIDDER, Desmond	9	609	0	0	0	0	609	67.7
FORD, Jerome	9	386	36	0	0	0	422	46.9
WHYLE, Josh	9	0	318	0	0	0	318	35.3
JACKSON, J.	9	0	309	0	0	0	309	34.3
PIERCE, Alec	5	0	287	0	0	0	287	57.4
YOUNG, Michael	9	-6	273	0	0	0	267	29.7
MONTGOMERY, R.	9	34	12	100	87	0	233	25.9
TAYLOR, Leonard	9	0	186	0	0	0	186	20.7
JONES, Jordan	9	0	149	0	0	0	149	16.6
MCCLELLAND, C.	4	115	5	0	0	0	120	30.0
YOUNG, Cameron	2	87	0	0	0	0	87	43.5
BRYANT, Ben	8	65	0	0	0	0	65	8.1
LABELLE, Bruno	6	0	61	0	0	0	61	10.2
THOMPSON, Jadon	6	0	58	0	0	0	58	9.7
SCOTT, Tyler	9	20	16	0	0	0	36	4.0
BUSH, Arquon	8	0	0	0	0	31	31	3.9
DUBLANKO, Joel	9	29	0	0	0	0	29	3.2
WHITE, Jarell	9	0	0	0	0	26	26	2.9
BRYANT, Coby	9	0	0	0	0	24	24	2.7
FORREST, D.	9	0	0	0	0	22	22	2.4
WRIGHT, Ethan	6	0	21	0	0	0	21	3.5
GARDNER, Ahmad	9	0	0	0	0	18	18	2.0
LINDAUER, M.	2	15	0	0	0	0	15	7.5
TUCKY, Ethan	9	0	0	13	0	0	13	1.4
JONES, Cam	8	0	11	0	0	0	11	1.4
BEAVERS, D.	9	0	0	0	0	8	8	0.9
PRATER, Evan	1	4	0	0	0	0	4	4.0
TOTAL	9	2025	2180	113	476	129	4923	547.0
OPPONENTS	9	1099	1731	83	473	5	3391	376.8

2020 CINCINNATI FOOTBALL

2020 STATISTICS

OVERALL: 9-0

AMERICAN: 6-0

HOME: 7-0

AWAY: 2-0

NEUTRAL: 0-0

DEFENSE

#	NAME	GP	TACKLES				SACKS NO-YDS	PASS DEF			FUMBLES		BLKD	
			SOLO	AST	TOT	TFL/YDS		INT-YDS	BRUP	QBH	RCV-YDS	FF	KICK	SAF
8D	WHITE, Jarell	9	41	33	74	7.0-33	2.0-18	2-26	2	4
27	BEAVERS, D.	9	31	19	50	6.0-18	1.5-9	2-8	2	1
41	DUBLANKO, Joel	9	29	19	48	4.5-9	.	.	.	5	1-0	.	.	.
1	WIGGINS, James	9	25	7	32	1.0-12	1.0-12	1-0	6	.	.	1	.	.
7D	BRYANT, Coby	9	28	4	32	1.0-2	.	3-24	7	.	.	1	.	.
5D	FORREST, D.	9	22	9	31	1.0-3	.	2-22	1	1
2S	SANDERS, Myjai	9	21	9	30	10.5-56	7.0-47	.	5	4
1G	GARDNER, Ahmad	9	16	12	28	0.5-5	0.5-5	3-18	6
92	BROOKS, Curtis	8	18	8	26	2.5-15	2.5-15	.	.	1	.	1	.	.
1V	VAN FOSSEN, Ty	9	17	9	26	5.0-16	2.0-7	.	.	1	1-2	.	.	.
93	PONDER, Elijah	8	6	14	20	3.0-10	1.0-7	.	1	2	.	1	.	.
6D	COOK, Bryan	9	12	7	19	1.0-1	.	.	2
9D	BUSH, Arquon	8	9	8	17	2.0-4	.	2-31	2
42	VANN, Malik	9	12	4	16	5.0-25	2.0-15	.	.	1
10	INGLE, Brody	9	9	7	16	1
90	TAYLOR, Jabari	9	7	9	16	3.0-8	1.0-1	.	1	1
3D	HICKS, Ja'Von	8	9	4	13	1.0-4	.	.	2	.	1-0	1	.	.
99	BROWN, Marcus	9	5	8	13	4.5-14	2.0-12
19	TUCKY, Ethan	9	4	9	13	3.0-22	2.5-22	.	.	1	.	.	1	.
43	PITTS, Michael	5	3	7	10	0.5-0	1	.	.
2P	PACE, Deshawn	7	3	7	10	1	.	.
4	HARRIS, Justin	8	4	4	8	1.0-1
97	PHILLIPS, Eric	6	.	6	6	0.5-1
1W	WARD, Taj	8	4	2	6
2D	HUBER, Wilson	7	4	1	5	2.5-13	1.0-9
2J	DINGLE, Jacob	8	3	2	5
39	SHEPPARD, J.	7	4	1	5	1.0-1
2X	JONES, Daved	6	2	3	5	.	.	.	1
1X	SMITH, Cole	9	3	.	3
24	FORD, Jerome	9	2	1	3
33	WRIGHT, Ethan	6	1	1	2
0	MCCLELLAND, C.	4	2	.	2
81	WHYLE, Josh	9	2	.	2
11	TAYLOR, Leonard	9	1	1	2
2T	THOMAS, Jaheim	4	.	2	2
3B	BACEVICH, Blake	5	1	1	2
37	SMITH, James	9	1	.	1
7	TUCKER, Tre	9	1	.	1
5M	MARTIN, Daeshon	1	1	.	1
58	HARPER, Darius	9	1	.	1
36	ADAMS, Will	4	1	.	1	1-16	.	.	.
20	THOMPSON, Jadon	6	1	.	1
	TOTAL	9	366	238	604	67-273	27-191	15-129	38	23	4-18	7	1	.
	OPPONENTS	9	343	266	609	39.0-127	11-63	6-5	23	8	9-51	8	1	.

SPECIAL TEAMS TACKLES

PLAYER	TOTAL	KO	PUNT	PLAYER	TOTAL	KO	PUNT	PLAYER	TOTAL	KO	PUNT
VAN FOSSEN, Ty	4	4	0	FORREST, D.	2	0	2	DUBLANKO, Joel	1	0	1
HARRIS, Justin	4	2	2	TUCKY, Ethan	1	0	1	BUSH, Arquon	1	1	0
FORD, Jerome	3	3	0	HUBER, Wilson	1	1	0	DINGLE, Jacob	1	1	0
SMITH, Cole	3	3	0	TAYLOR, Leonard	1	0	1	TOTALS	37	24	13
PACE, Deshawn	2	2	0	SMITH, James	1	0	1				
WHYLE, Josh	2	0	2	ADAMS, Will	1	1	0				
JONES, Daved	2	0	2	SHEPPARD, J.	1	1	0				
WRIGHT, Ethan	2	2	0	COOK, Bryan	1	1	0				
MCCLELLAND, C.	2	1	1	HICKS, Ja'Von	1	1	0				

OVERALL: 9-0

AMERICAN: 6-0

HOME: 7-0

AWAY: 2-0

NEUTRAL: 0-0

FIELD GOALS (MADE) MISSED

FG SEQUENCE	CINCINNATI	OPPONENTS
APSU	-	(30),(29)
ARMY	(33)	(36)
USF	37	35
@ SMU		46,(26),(22)
MEMPHIS	-	(42)
HOUSTON	(32)	(27)
ECU	-	(32)
@ UCF	(47),(26),(22)	(36)
TULSA	(25),37,(34)	(43),36
vs. Georgia		

TURNOVERS

Takeaways.....19 (15 Interceptions, 4 Fumble Recovery)
 Turnovers.....15 (6 Interceptions, 9 Fumbles)

Points Off Turnovers

Cincinnati.....56
 Opponents.....21

Points Off Turnovers/Game

Cincinnati.....6.2
 Opponents.....2.3

GAME	GIVEAWAYS			TAKEAWAYS			+/-
	FUM	INT	TOT	FUM	INT	TOT	
APSU	1	0	1	0	1	0	0
ARMY	1	1	2	1	1	2	0
USF	1	3	4	0	5	5	+1
@ SMU	2	0	2	0	1	1	-1
MEMPHIS	0	1	1	1	0	1	0
HOUSTON	0	1	1	1	1	2	+1
ECU	1	0	1	1	3	4	+3
@ UCF	1	0	1	0	1	1	0
TULSA	2	0	2	0	2	0	0
vs. Georgia							

RED ZONE

UC Red Zone Entries.....34 of 42 (81.0%)
 Scores.....34 (28 TDs, 18 Rush TDs, 10 Pass TDs, 6 FGs)
 Non-Scores.....8 (2 FGA, 4 Downs, 1 INT, 1 Fum., 0 Half)

Opponent Red Zone Entries.....21 of 28 (75.0%)
 Scores.....21 (13 TDs, 8 Rush TDs, 5 Pass TDs, 8 FGs)
 Non-Scores.....7 (1 FGA, 5 Downs, 1 INT, 0 Fum., 0 Half)

KICKOFFS

Kickoffs.....63 - 3,648 Yards (57.9)
 Touchbacks.....25
 Opponent Kickoff Returns.....21 - 473 yards (22.5)
 Out of Bounds.....4
 Average Opponent Drive Start.....24-yard line

FUMBLES

NAME	NO.- LOST
Desmond Ridder.....	4-3
Ryan Montgomery.....	3-1
Jerome Ford.....	3-1
Gerrid Doaks.....	2-2
Michael Lindauer.....	2-1
Tre Tucker.....	1-1
Charles McClelland.....	1-0
TEAM.....	3-0

OPENING DRIVES – OFFENSE

GAME	1ST	2ND
APSU	Touchdown	Punt
ARMY	Fumble	Touchdown
USF	Interception	Missed FG
@ SMU	Touchdown	Punt
MEMPHIS	Punt	Touchdown
HOUSTON	Touchdown	Field Goal
ECU	Touchdown	Punt
@ UCF	Field Goal	Field Goal
TULSA	Punt	Punt
vs. Georgia		

OPENING DRIVES – DEFENSE

GAME	1ST	2ND
APSU	Field Goal	Field Goal
ARMY	Punt	Fumble
USF	Interception	Downs
@ SMU	Punt	Punt
MEMPHIS	Punt	Downs
HOUSTON	Punt	Punt
ECU	Punt	Punt
@ UCF	Touchdown	Touchdown
TULSA	Interception	Punt
vs. Georgia		

UC ON COIN FLIPS

GAME	RESULT	SCORE
APSU	L (Receive)	W, 55-20
ARMY	L (Receive)	W, 24-10
USF	W (Defer)	W, 28-7
@ SMU	W (Defer)	W, 42-13
MEMPHIS	L (Receive)	W, 49-10
HOUSTON	W (Defer)	W, 38-10
ECU	W (Defer)	W, 55-17
@ UCF	W (Defer)	W, 36-33
TULSA	L (Receive)	W, 27-24
vs. Georgia		

MILESTONE VICTORIES

NO.	DATE	SCORE	OPPONENT	PLACE
1	11/14/85	26-6	Mt. Auburn	Cincinnati
50	10/18/02	6-0	Indianapolis	Cincinnati
100	11/02/18	6-0	Fort Thomas	Cincinnati
150	10/29/32	25-6	Wittenberg	Cincinnati
200	09/22/45	30-0	Denison	Cincinnati
250	10/11/52	20-13	Xavier	Cincinnati
300	11/25/61	19-13	Detroit	Cincinnati
350	11/27/71	19-16	Louisville	Louisville, Ky.
400	10/09/82	34-14	Long Beach	Cincinnati
450	10/28/95	55-19	N. Illinois	DeKalb, Ill.
500	10/30/04	21-10	TCU	Cincinnati
550	10/09/10	45-3	Miami (OH)	Cincinnati
600	10/24/16	27-20	Miami (OH)	Cincinnati

Currently 637 wins

WEEKLY HONORS

AMERICAN ATHLETIC CONFERENCE

Sept. 21	Gerrid Doaks	Honor Roll
Sept. 28	Jarell White	Defensive POTW
	Michael Young Jr.	Honor Roll
Oct. 5	Doaks, White, Tucker	Honor Roll
Oct. 26	Desmond Ridder	Offensive POTW
	Jarell White	Honor Roll
Nov. 2	Desmond Ridder	Offensive POTW
	Myjai Sanders	Defensive POTW
Nov. 9	Desmond Ridder	Honor Roll
Nov. 16	Desmond Ridder	Offensive POTW
	Jarell White	Defensive POTW
Nov. 23	Desmond Ridder	Offensive POTW
	Darrian Beavers	Honor Roll
	Cole Smith	Honor Roll

WALTER CAMP NATIONAL PLAYERS OF THE WEEK

Oct. 25	Desmond Ridder	Offense
Nov. 15	Jarell White	Defense

DAVEY O'BRIEN NATIONAL QB OF THE WEEK

Oct. 27	Desmond Ridder
---------	----------------

TEAM WEEKLY AWARDS

APSU	Doaks (Off.), White (Def), McClelland (ST)
Army	M. Young (Off), Sanders & White (Def), Tucky (ST)
USF	Doaks (Off.), C. Bryant (Def.), Tucker (ST)
SMU	Ridder (Off.), C. Bryant, Forrest & White (Def.), Kopaygorodsky (ST)
Memphis	Ridder (Off.), Sanders (Def.), Van Fossen (ST)
Houston	Doaks & Ridder (Off.), Forrest (Def.), Tucker (ST)
ECU	Jackson (Off.), C. Bryant & White (Def.), Cook & Ford (ST)
UCF	Ridder (Off.), C. Bryant & Gardner (Def.), C. Smith (ST)

2020 CINCINNATI FOOTBALL

2020 STATISTICS

OVERALL: 9-0	AMERICAN: 6-0	HOME: 7-0	AWAY: 2-0	NEUTRAL: 0-0	
INDIVIDUAL GAME HIGHS		OPPONENT INDIVIDUAL GAME HIGHS			
Rushes	28	DOAKS, Gerrid at UCF [11/21/20]	Rushes	23	HARRIS, Rahjai, vs East Carolina [11/13/20]
Yards Rushing	184	DOAKS, Gerrid vs Houston [11/07/20]	Yards Rushing	130	TAYLOR II, C., vs Tulsa [12/19/20]
TD Rushes	3	twice	TD Rushes	2	EVANS JR, CJ, vs Austin Peay [09/19/20]
Long Rush	91	RIDDER, Desmond at SMU [10/24/20]	Long Rush	64	EVANS JR, CJ, vs Austin Peay [09/19/20]
Pass attempts	33	RIDDER, Desmond vs Army [09/26/20]	Pass attempts	49	GABRIEL, Dillon, at UCF [11/21/20]
Pass completions	24	RIDDER, Desmond vs East Carolina [11/13/20]	Pass completions	26	GABRIEL, Dillon, at UCF [11/21/20]
Yards Passing	338	RIDDER, Desmond at UCF [11/21/20]	Yards Passing	316	WHITE, Brady, vs Memphis [10/31/20]
TD Passes	3	RIDDER, Desmond vs Memphis [10/31/20]	TD Passes	1	twice
Long Pass	60	RIDDER, Desmond vs Army [09/26/20]	Long Pass	92	WHITE, Brady, vs Memphis [10/31/20]
Receptions	6	TAYLOR, Leonard at UCF [11/21/20]	Receptions	7	AUSTIN, Calvin, vs Memphis [10/31/20]
Yards Receiving	146	PIERCE, Alec vs Tulsa [12/19/20]	Yards Receiving	121	AUSTIN, Calvin, vs Memphis [10/31/20]
TD Receptions	1	18 times	TD Receptions	2	WILLIAMS, Mar., at UCF [11/21/20]
Long Reception	60	DOAKS, Gerrid vs Army [09/26/20]	Long Reception	92	WASHINGTON, T., vs Memphis [10/31/20]
Field Goals	3	SMITH, Cole at UCF [11/21/20]	Field Goals	2	twice
Long Field Goal	47	SMITH, Cole at UCF [11/21/20]	Long Field Goal	43	LONG, Z., vs Tulsa [12/19/20]
Punts	5	SMITH, James twice	Punts	7	WILKINS, Laine, vs Houston [11/07/20]
Punting Avg	46.8	SMITH, James vs USF [10/03/20]	Punting Avg	47.5	Harding, Zach, vs Army [09/26/20]
Long Punt	60	SMITH, James vs USF [10/03/20]	Long Punt	60	Harding, Zach, vs Army [09/26/20]
Punts inside 20	3	SMITH, James three times	Punts inside 20	5	WILKINS, Laine, vs Houston [11/07/20]
Long Punt Return	21	MONTGOMERY, R. vs Tulsa [12/19/20]	Long Punt Return	16	PAGE, Tyler, at SMU [10/24/20]
Long Kickoff Return	97	TUCKER, Tre vs USF [10/03/20]	Long Kickoff Return	70	FORD, Johnny, vs USF [10/03/20]
Tackles	15	WHITE, Jarell vs Army [09/26/20]	Tackles	11	twice
Sacks	2.0	SANDERS, Myjai vs Tulsa [12/19/20]	Sacks	1.0	11 times
Tackles For Loss	4.0	BEAVERS, D. at UCF [11/21/20]	Tackles For Loss	2.0	twice
Interceptions	2	BRYANT, Coby vs USF [10/03/20]	Interceptions	1	six times

TEAM GAME HIGHS

Rushes	45	vs USF [10/03/20]
Yards Rushing	342	vs Houston [11/07/20]
Yards Per Rush	9.3	vs East Carolina [11/13/20]
TD Rushes	5	twice
Pass attempts	34	vs Army [09/26/20], vs East Carolina [11/13/20]
Pass completions	27	vs East Carolina [11/13/20]
Yards Passing	354	vs East Carolina [11/13/20]
Yards Per Pass	10.6	at UCF [11/21/20]
TD Passes	3	three times
Total Plays	80	at UCF [11/21/20]
Total Offense	525	vs Austin Peay [09/19/20]
Yards Per Play	7.8	at SMU [10/24/20]
Points	55	vs Austin Peay [09/19/20]
Sacks By	6	vs Memphis [10/31/20]
First Downs	29	vs East Carolina [11/13/20]
Penalties	13	vs East Carolina [11/13/20]
Penalty Yards	159	vs East Carolina [11/13/20]
Turnovers	4	vs USF [10/03/20]
Interceptions By	5	vs USF [10/03/20]
Punts	5	twice
Punting Avg	46.8	vs USF [10/03/20]
Long Punt	60	vs USF [10/03/20]
Punts inside 20	3	three times
Long Punt Return	21	vs Tulsa [12/19/20]

OPPONENT TEAM GAME HIGHS

Rushes	50	vs East Carolina [11/13/20]
Yards Rushing	206	vs East Carolina [11/13/20]
Yards Per Rush	5.4	vs Tulsa [12/19/20]
TD Rushes	2	three times
Pass attempts	49	at UCF [11/21/20]
Pass completions	26	at UCF [11/21/20]
Yards Passing	316	vs Memphis [10/31/20]
Yards Per Pass	9.0	vs Memphis [10/31/20]
TD Passes	1	twice
Total Plays	85	at SMU [10/24/20]
Total Offense	365	vs Tulsa [12/19/20]
Yards Per Play	5.4	vs Tulsa [12/19/20]
Points	33	at UCF [11/21/20]
Sacks By	2	four times
First Downs	23	vs East Carolina [11/13/20]
Penalties	10	vs Army [09/26/20]
Penalty Yards	87	vs Army [09/26/20]
Turnovers	5	vs USF [10/03/20]
Interceptions By	3	vs USF [10/03/20]
Punts	7	twice
Punting Avg	46.0	vs Tulsa [12/19/20]
Long Punt	60	vs Army [09/26/20]
Punts inside 20	5	Houston
Long Punt Return	16	at SMU [10/24/20]

CINCINNATI'S LONGEST PLAYS

Rushing	91 *	Desmond Ridder @ SMU [10/24/20]
Passing	60 *	Ridder to Doaks vs. Army [09/26/20]
Field Goal	47	Cole Smith @ UCF [11/21/20]
Punt	60	James Smith vs. USF [10/03/20]
Punt Return	21	Ryan Montgomery vs. Tulsa [12/19/20]
Kickoff Return	97 *	Tre Tucker vs. USF [10/03/20]
Interception Return	31	Arquon Bush vs. Austin Peay [09/19/20]
Fumble Return	16	Will Adams vs. ECU [10/13/20]

OPPONENT'S LONGEST PLAYS

Rushing	64	CJ Evans Jr. vs. Austin Peay [09/19/20]
Passing	92 *	Brady White vs. Memphis [10/31/20]
Field Goal	43	Zack Long vs. Tulsa [12/19/20]
Punt	60	Zach Harding vs. Army [09/26/20]
Punt Return	16	Tyler Page at SMU [10/24/20]
Kickoff Return	40	Johnny Ford vs. USF [10/03/20]
Interception Return	3	Brock Nichols vs. USF [10/03/20]
Fumble Return	41 *	Jabari Moore vs. Army [09/26/20]

* - Touchdown scored on the play

OVERALL: 9-0 AMERICAN: 6-0 HOME: 7-0 AWAY: 2-0 NEUTRAL: 0-0

GAME-BY-GAME COMPARISON

OPPONENT	SCORE	TOTAL	FIRST DOWNS			RUSHES-YARDS	COMP-ATT-INT	TOTAL OFFENSE			
			RUSH	PASS	PEN			YARDS	PLAYS-YARDS	RET YARDS	TO'S
APSU	55-20	24/18	13/7	10/10	1/1	41-276/37-140	17-26-0/22-39-1	249/213	67-525/76-353	69/50	1/1
ARMY	24-10	14/18	4/9	9/6	1/3	35-69/43-182	19-34-1/9-21-1	262/94	69-331/64-276	94/85	2/2
USF *	28-7	22/19	12/5	9/12	1/2	45-189/33-83	16-26-3/21-41-5	143/208	71-332/74-291	127/100	4/5
@ SMU *	42-13	17/22	10/5	7/11	0/6	35-313/39-75	13-21-0/24-46-1	126/215	56-439/85-290	41/103	2/1
MEMPHIS *	49-10	28/15	11/2	15/10	2/3	41-242/29-5	21-26-1/18-35-0	271/316	67-513/64-321	23/73	1/1
HOUSTON *	38-10	24/15	15/6	8/8	1/1	39-342/28-93	20-30-1/20-34-1	168/189	69-510/62-282	47/80	1/2
ECU *	55-17	29/23	11/13	18/5	0/5	32-299/50-206	27-34-0/9-21-3	354/87	66-653/71-293	115/88	1/4
@ UCF *	36-33	28/23	10/8	16/11	2/4	48-144/35-116	21-32-0/26-49-1	338/243	80-482/84-359	47/0	1/1
TULSA ^	27-24	17/22	5/13	11/7	1/2	38-151/37-199	19-29-0/13-30-2	269/166	67-420/67-365	173/33	2/2
vs. Georgia											
TOTALS	354-144	203/175	91/68	103/80	9/27	354-2025/331-1099	173-258-6/162-316-15	2180/1731	612-4205/647-2830	736/612	15/19

OPPONENT	3RD DN CNV	4TH DN CNV	TOP	MGN	YPR	YPC	YPP	PUNTS-AVG	PEN-YDS
APSU	6-10/7-19	2-2/4-5	26:54/33:06	-6:12	6.7/3.8	9.6/5.5	7.8/4.6	1-41.0/5-34.0	5-45/7-53
ARMY	8-18/3-13	0-1/0-2	29:28/30:32	-1:04	2.0/4.2	7.7/4.5	4.8/4.3	5-46.2/7-40.7	7-79/10-87
USF *	10-17/5-13	1-1/1-3	36:24/23:36	12:48	4.2/2.5	5.5/5.1	4.7/3.9	4-46.8/3-37.0	7-52/3-40
@ SMU *	7-13/7-20	1-1/1-5	27:15/32:45	-5:30	8.9/1.9	6.0/4.7	7.8/3.4	5-45.8/5-39.2	12-126/6-60
MEMPHIS *	6-11/4-16	1-1/0-3	34:50/25:10	9:40	5.9/0.2	10.4/9.0	7.7/5.0	4-40.5/6-44.7	5-40/4-50
HOUSTON *	5-12/5-15	2-2/2-2	32:29/27:31	4:58	8.8/3.3	5.6/5.6	7.4/4.5	4-43.5/7-39.4	5-35/5-37
ECU *	5-9/3-11	1-2/0-1	30:10/29:50	0:20	9.3/4.1	10.4/4.1	9.9/4.1	2-40.0/5-41.4	13-159/4-45
@ UCF *	5-14/11-19	1-2/0-1	37:08/22:51	14:17	3.0/3.3	10.6/5.0	6.0/4.3	4-41.0/6-43.3	11-86/5-65
TULSA ^	5-14/5-14	0-1/1-1	33:57/26:03	7:54	4.0/5.4	9.3/5.5	6.3/5.4	3-44.7/5-46.0	12-66/7-50
vs. Georgia %									
TOTALS	57-118/50-140	9-13/9-23	288:35/251:24	37:11	5.7/3.3	8.4/5.5	6.9/4.4	32-43.8/49-40.9	688/487

Note: Game totals are displayed in the format TEAM/OPPONENT for each category; *-American Athletic Conference game; ^-AAC Championship; Chick-fil-A Peach Bowl;

THE BEARCATS - A FICKELL-ERA COMPARISON

CATEGORY	2017	2018	2019	2020
Points Per Game	20.9	35.0	29.6	39.3
Total TDs	31	43	49	46
Yards Per Game	351.8	449.6	390.3	467.2
Yards Per Play	5.2	6.0	5.5	6.9
Rushing Yards Per Game	135.3	235.6	208.0	225.0
Rushing Yards Per Carry	4.4	5.1	4.7	5.7
Passing Yards Per Game	216.4	214.0	182.3	242.2
Passing Yards Per Attempt	6.0	7.6	6.8	8.4
Penalties/Yards/Per Game	94/876/73.0	71/680/75.6	123/977/69.8	77/688/76.4
Third-Down Conversion	39%	45%	43%	48%
Red Zone Conversion (TDs)	75% (55 TDs)	80% (71 TDs)	83% (66 TDs)	81% (67 TDs)
Takeaways	11 (5 INT/6 FR)	20 (12 INT/8 FR)	26 (16 INT/10 FR)	19 (15 INT/4 FR)
Giveaways	16 (9 INT/7 FL)	20 (7 INT/13 FL)	20 (11 INT/9 FL)	15 (6 INT/9 FL)
Points Allowed Per Game	31.8	14.0	20.6	16.0
Total TDs Allowed	42	15	32	15
Yards Allowed Per Game	428.5	273.4	361.4	314.4
Yards Allowed Per Play	5.8	4.2	5.1	4.4
Rushing Yards Allowed	192.4	102.6	138.6	122.1
Yards Allowed Per Carry	4.4	3.2	3.6	3.3
Passing Yards Allowed	236.1	170.9	222.8	192.3
Yards Allowed Per Attempt	8.0	5.3	6.9	4.4
Opponent Third-Down Conversion	43%	26%	38%	36%
Opponent Red Zone Conversion (TDs)	87% (52 TDs)	77% (55 TDs)	73% (43 TDs)	75% (46 TDs)



2020 CINCINNATI FOOTBALL

2020 STATISTICS

OVERALL: 9-0

AMERICAN: 6-0

HOME: 7-0

AWAY: 2-0

NEUTRAL: 0-0

GAME-BY-GAME STATISTICS

DATE	OPPONENT	RUSHING				RECEIVING				PASSING				KICK RET				PUNT RET				TOT OFF
		#	YDS	TD	LG	#	YDS	TD	LG	C-A-I	YDS	TD	LG	#	YDS	TD	LG	#	YDS	TD	LG	
09/19	AUSTIN PEAY	41	276	5	40	17	249	3	32	17-26-0	249	3	32	2	31	0	19	2	7	0	7	525
09/26	ARMY WEST POINT	35	69	1	18	19	262	2	60	19-34-1	262	2	60	1	27	0	27	4	48	0	20	331
10/03	USF	45	189	1	26	16	143	2	35	16-26-3	143	2	35	2	111	1	97	1	7	0	7	332
10/24	@ SMU	35	313	5	91	13	126	1	19	13-21-0	126	1	19	2	43	0	22	0	0	0	0	439
10/31	MEMPHIS	41	242	4	48	21	271	3	45	21-26-1	271	3	45	1	19	0	19	1	2	0	2	513
11/07	HOUSTON	39	342	4	72	20	168	1	16	20-30-1	168	1	16	1	45	0	45	0	0	0	0	510
11/13	ECU	32	299	4	75	27	354	3	45	27-34-0	354	3	45	2	41	0	26	1	8	0	8	653
11/21	@ UCF	48	144	2	20	21	338	2	35	21-32-0	338	2	35	1	16	0	16	3	11	0	8	482
12/19	TULSA	38	151	2	42	19	269	1	45	19-29-0	269	1	45	5	143	0	32	2	30	0	21	420
01/01	vs. Georgia																					
	TOTALS	354	2025	28	91	173	2180	18	60	173-258-6	2180	18	60	17	476	1	97	14	113	0	21	4205
	OPPONENT	331	1099	9	64	162	1731	6	92	162-316-15	1731	6	92	21	473	0	70	11	83	0	16	2830

DATE	OPPONENT	TACKLES			TFL-YDS	SCK-YDS	FUMBLE			QBH	PBU	BLKD KICK	XPTS				PTS	
		SOLO	AST	TOTAL			FF	FR-YDS	INT-YDS				PAT	RUN	Rcv	SAF		
09/19	AUSTIN PEAY	38	44	82	9.0-26	1.0-7	0	0-0	1-31	1	4	0	8-7	0	0	0	0	55
09/26	ARMY WEST POINT	38	34	72	10.0-32	1.0-7	1	1-0	1-19	2	4	1	3-3	0	0	0	0	24
10/03	USF	41	26	67	6.0-29	3.0-22	1	0-0	5-9	4	5	0	4-4	0	0	0	0	28
10/24	@ SMU	60	4	64	9.0-38	4.0-27	1	0-0	1--2	1	5	0	6-6	0	0	0	0	42
10/31	MEMPHIS	35	24	59	10.0-46	6.0-40	1	1-2	0-0	1	4	0	7-7	0	0	0	0	49
11/07	HOUSTON	31	34	65	7.0-25	1.0-9	1	1-0	1-2	4	5	0	5-5	0	0	0	0	38
11/13	ECU	44	30	74	5.0-29	4.0-28	1	1-16	3-50	4	4	0	8-7	0	0	0	0	55
11/21	@ UCF	47	12	59	6.0-23	3.0-18	0	0-0	1-20	0	4	0	3-3	0	0	0	0	36
12/19	TULSA	33	28	61	5.0-25	3.0-21	1	0-0	2-0	6	3	0	3-3	0	0	0	0	27
01/01	vs. Georgia																	
	TOTALS	366	238	604	67.0-273	26.0-179	7	4-18	15-129	23	38	1	47-45	0	0	0	0	354
	OPPONENT	343	266	609	39.0-127	11.0-63	8	9-51	6-5	8	23	1	14-14	0	2	0	0	144

DATE	OPPONENT	#	YDS	AVG	PUNTING					FIELD GOALS			KICKOFFS					
					LG	BLKD	TB	FC	50+	I20	ATT-MADE	LG	BLKD	#	YDS	AVG	TB	OB
09/19	AUSTIN PEAY	1	41	41.0	41	0	0	0	0	0	0-0	0	0	9	474	52.7	2	0
09/26	ARMY WEST POINT	5	231	46.2	52	0	0	1	2	3	1-1	33	0	5	275	55.0	3	0
10/03	USF	4	187	46.8	60	0	0	1	2	3	1-0	0	0	5	265	53.0	1	0
10/24	@ SMU	5	229	45.8	50	0	0	3	1	2	0-0	0	0	7	448	64.0	3	0
10/31	MEMPHIS	4	162	40.5	46	0	0	3	0	3	0-0	0	0	8	469	58.6	2	1
11/07	HOUSTON	4	174	43.5	50	0	1	1	1	1	1-1	32	0	7	402	57.4	3	1
11/13	ECU	2	80	40.0	47	0	0	2	0	1	0-0	0	0	9	515	57.2	3	0
11/21	@ UCF	4	164	41.0	56	0	0	2	1	2	3-3	47	0	8	491	61.4	6	1
12/19	TULSA	3	134	44.7	47	0	0	2	0	2	3-2	34	1	5	309	61.8	2	1
01/01	vs. Georgia																	
	TOTALS	32	1402	43.8	60	0	1	15	7	17	9-7	47	1	63	3648	57.9	25	4
	OPPONENT	49	2003	40.9	60	1	2	16	8	11	13-10	43	0	33	1958	59.3	9	6

2020 CINCINNATI FOOTBALL

2020 STATISTICS

OVERALL: 9-0

AMERICAN: 6-0

HOME: 7-0

AWAY: 2-0

NEUTRAL: 0-0

OPPONENT GAME-BY-GAME STATISTICS

DATE	OPPONENT	RUSHING				RECEIVING				PASSING				KICK RET				PUNT RET				TOT OFF
		#	YDS	TD	LG	#	YDS	TD	LG	C-A-I	YDS	TD	LG	#	YDS	TD	LG	#	YDS	TD	LG	
09/19	AUSTIN PEAY	37	140	2	64	22	213	0	49	22-39-1	213	0	49	3	46	0	19	1	0	0	0	353
09/26	ARMY WEST POINT	43	182	0	28	9	94	0	23	9-21-1	94	0	23	0	0	0	0	4	44	0	14	276
10/03	USF	33	83	1	27	21	208	0	28	21-41-5	208	0	28	2	95	0	70	0	0	0	0	291
10/24	@ SMU	39	75	0	13	24	215	1	24	24-46-1	215	1	24	4	85	0	26	2	18	0	16	290
10/31	MEMPHIS	29	5	0	6	18	316	1	92	18-35-0	316	1	92	4	73	0	23	1	0	0	0	321
11/07	HOUSTON	28	93	1	12	20	189	0	54	20-34-1	189	0	54	3	67	0	27	1	13	0	13	282
11/13	ECU	50	206	2	22	9	87	0	26	9-21-3	87	0	26	4	88	0	28	0	0	0	0	293
11/21	@ UCF	35	116	1	22	26	243	3	41	26-49-1	243	3	41	0	0	0	0	1	0	0	0	359
12/19	TULSA	37	199	2	38	13	166	1	54	13-30-2	166	1	54	1	19	0	19	1	8	0	8	365
01/01	vs. Georgia																					
	OPPONENT TOTALS	331	1099	9	64	162	1731	6	92	162-316-15	1731	6	92	21	473	0	70	11	83	0	16	2830
	CINCINNATI	354	2025	28	91	173	2180	18	60	173-258-6	2180	18	60	17	476	1	97	14	113	0	21	4205

DATE	OPPONENT	TACKLES			TFL-YDS	SCK-YDS	FUMBLE			QBH	PBU	BLKD KICK	XPTS								
		SOLO	AST	TOTAL			FF	FR-YDS	INT-YDS				PAT	RUN	RVCV	SAF	PTS				
09/19	AUSTIN PEAY	40	18	58	5.0-12	2.0-5	1	1-4	0-0	0	5	0	2-2	0	0	0	0	0	0	0	20
09/26	ARMY WEST POINT	35	34	69	5.0-23	1.0-11	1	1-41	1-0	0	7	0	1-1	0	0	0	0	0	0	0	10
10/03	USF	32	58	90	5.0-15	1.0-7	1	1-0	3-5	3	0	0	1-1	0	0	0	0	0	0	0	7
10/24	@ SMU	39	0	39	3.0-7	0.0-0	2	2-0	0-0	0	3	0	1-1	0	0	0	0	0	0	0	13
10/31	MEMPHIS	32	38	70	4.0-13	2.0-9	0	0-0	1-0	0	0	0	1-1	0	0	0	0	0	0	0	10
11/07	HOUSTON	36	32	68	2.0-3	0.0-0	0	0-0	1-0	1	1	0	1-1	0	0	0	0	0	0	0	10
11/13	ECU	36	34	70	3.0-6	1.0-4	0	1-0	0-0	1	1	0	2-2	0	0	0	0	0	0	0	17
11/21	@ UCF	46	30	76	7.0-26	2.0-12	0	1-0	0-0	2	3	0	2-2	0	2	0	0	0	0	0	33
12/19	TULSA	47	22	69	5.0-22	2.0-15	3	2-6	0-0	1	2	1	3-3	0	0	0	0	0	0	0	24
01/01	vs. Georgia																				
	OPPONENT TOTALS	343	266	609	39.0-127	11.0-63	8	9-51	6-5	8	23	1	14-14	0	2	0	0	0	0	0	144
	CINCINNATI	366	238	604	67.0-273	26.0-179	7	4-18	15-129	23	38	1	47-45	0	0	0	0	0	0	0	354

DATE	OPPONENT	#	YDS	AVG	PUNTING					FIELD GOALS			KICKOFFS					
					LG	BLKD	TB	FC	50+	I20	ATT-MADE	LG	BLKD	#	YDS	AVG	TB	OB
09/19	AUSTIN PEAY	5	170	34.0	40	0	0	1	0	1	2-2	30	0	5	239	47.8	0	1
09/26	ARMY WEST POINT	7	285	40.7	60	1	1	1	3	1	1-1	36	0	3	185	61.7	1	1
10/03	USF	3	111	37.0	47	0	0	1	0	1	1-0	0	0	2	102	51.0	0	0
10/24	@ SMU	5	196	39.2	44	0	0	3	0	0	3-2	26	0	3	194	64.7	0	1
10/31	MEMPHIS	6	268	44.7	54	0	0	3	1	0	1-1	42	0	3	192	64.0	2	0
11/07	HOUSTON	7	276	39.4	52	0	0	4	1	5	1-1	27	0	3	195	65.0	2	0
11/13	ECU	5	207	41.4	47	0	0	1	0	3	1-1	32	0	3	194	64.7	1	0
11/21	@ UCF	6	260	43.3	50	0	0	1	1	0	1-1	36	0	6	369	61.5	3	2
12/19	TULSA	5	230	46.0	52	0	1	1	2	0	2-1	43	0	5	288	57.6	0	1
01/01	vs. Georgia																	
	OPPONENT TOTALS	49	2003	40.9	60	1	2	16	8	11	13-10	43	0	33	1958	59.3	9	6
	CINCINNATI	32	1402	43.8	60	0	1	15	7	17	9-7	47	1	63	3648	57.9	25	4

2020 CINCINNATI FOOTBALL

2020 STATISTICS

OVERALL: 9-0

AMERICAN: 6-0

HOME: 7-0

AWAY: 2-0

NEUTRAL: 0-0

GAME-BY-GAME STATISTICS - OFFENSE

PASSING

#9 DESMOND RIDDER	A	C	I	PCT	YDS	TD	LONG	SACK	YDS	EFFIC
Austin Peay	19	13	0	68.4	196	2	32	1	4	189.8
Army	33	18	1	54.5	258	2	60	1	11	134.2
USF	26	16	3	61.5	143	2	35	1	7	110.0
SMU	21	13	0	61.9	126	1	19	0	0	128.0
Memphis	26	21	1	80.8	271	3	45	2	9	198.7
Houston	27	17	1	63.0	162	1	16	0	0	118.2
East Carolina	31	24	0	77.4	327	3	45	1	4	198.0
UCF	32	21	0	65.6	338	2	35	2	12	175.0
Tulsa	29	19	0	65.5	269	1	45	2	15	154.8
TOTALS	244	162	6	66.4	2090	17	60	10	62	156.4

#6 BEN BRYANT

#6 BEN BRYANT	A	C	I	PCT	YDS	TD	LONG	SACK	YDS	EFFIC
Austin Peay	7	4	0	57.1	53	1	21	1	1	167.9
Army	1	1	0	100.0	4	0	4	0	0	133.6
Houston	3	3	0	100.0	6	0	2	0	0	116.8
East Carolina	3	3	0	100.0	27	0	11	0	0	175.6
TOTALS	14	11	0	78.6	90	1	21	1	1	156.1

RUSHING

PLAYER	#-Y/TD	APSU	ARMY	USF	SMU	MEM	HOU	ECU	UCF	TLS	UGA
DOAKS, Gerrid	144-673/7	10-20/3	10-23/0	22-102/1	20-105/2	18-77/0	16-184/1	13-52/0	28-97/0	7-13/0	
RIDDER, Desmond	83-609/12	4-57/0	7--14/0	4-28/0	8-179/3	10-41/2	12-103/3	8-75/1	14-57/2	16-83/1	
FORD, Jerome	65-386/7	7-28/1	8-34/1	9-25/0	4-24/0	9-116/2	6-43/0	7-54/2	3-5/0	12-57/1	
MCCLELLAND, C.	22-115/0	5-47/0	6-30/0	8-33/0	3-5/0	DNP	DNP	DNP	DNP	DNP	
YOUNG, Cameron	2-87/1	1-12/0	DNP	DNP	DNP	DNP	DNP	1-75/1	DNP	DNP	
BRYANT, Ben	6-65/1	4-55/1	-	DNP	-	1-5/0	-	1-5/0	-	-	
MONTGOMERY, R.	14-34/0	5-18/0	1-1/0	2-1/0	-	2-5/0	3-5/0	-	-	1-4/0	
DUBLANKO, Joel	1-29/0	-	-	-	-	-	-	1-29/0	-	-	
SCOTT, Tyler	1-20/0	1-20/0	-	-	-	-	-	-	-	-	
TUCKER, Tre	3-19/0	-	-	-	-	-	1-9/0	1-9/0	-	1-1/0	
LINDAUER, M.	2-15/0	2-15/0	DNP	DNP	DNP	DNP	DNP	-	DNP	DNP	
PRATER, Evan	2-4/0	2-4/0	DNP	DNP	DNP	DNP	DNP	DNP	DNP	DNP	
YOUNG, Michael	1--6/0	-	-	-	-	-	-	-	1--6/0	-	

RECEIVING

PLAYER	#-Y/TD	APSU	ARMY	USF	SMU	MEM	HOU	ECU	UCF	TLS	UGA
WHYLE, Josh	25-318/5	3-61/1	1-14/0	1-13/1	2-16/1	4-36/0	5-38/1	3-32/0	5-81/1	1-27/0	
JACKSON, J.	22-309/1	1-10/0	4-75/0	3-47/0	2-21/0	2-50/0	1-9/0	5-54/1	2-31/0	2-12/0	
PIERCE, Alec	14-287/2	DNP	DNP	DNP	3-22/0	3-61/1	DNP	1-9/0	2-49/0	5-146/1	
YOUNG, Michael	25-273/3	2-10/0	5-60/1	2-12/0	1-19/0	5-43/1	4-47/0	3-60/1	1-9/0	2-13/0	
TUCKER, Tre	18-236/3	1-29/1	2-13/0	2-19/0	2-24/0	3-34/1	2-17/0	4-69/1	1-22/0	1-9/0	
DOAKS, Gerrid	14-202/2	4-64/1	1-60/1	1-6/0	1-5/0	1-1/0	3-30/0	-	3-36/0	-	
TAYLOR, Leonard	15-186/1	2-21/0	1-5/0	1-11/0	1-7/0	1-25/0	1-16/0	1-16/0	6-76/1	1-9/0	
JONES, Jordan	12-149/0	-	1-8/0	1-13/0	1-12/0	1-11/0	2-7/0	4-56/0	1-34/0	1-8/0	
LABELLE, Bruno	8-61/1	3-36/0	1-2/0	3-9/1	-	DNP	DNP	DNP	-	1-14/0	
THOMPSON, Jadon	6-58/0	1-18/0	2-20/0	1-3/0	DNP	-	-	2-17/0	DNP	DNP	
FORD, Jerome	6-36/0	-	-	1-10/0	-	-	1-2/0	-	-	4-24/0	
WRIGHT, Ethan	2-21/0	-	DNP	DNP	DNP	-	-	2-21/0	-	-	
SCOTT, Tyler	2-16/0	-	-	-	-	-	-	1-9/0	-	1-7/0	
MONTGOMERY, R.	2-12/0	-	-	-	-	1-10/0	1-2/0	-	-	-	
JONES, Cam	1-11/0	-	-	-	DNP	-	-	1-11/0	-	-	
MCCLELLAND, C.	1-5/0	-	1-5/0	-	-	DNP	DNP	DNP	DNP	DNP	

OVERALL: 9-0

AMERICAN: 6-0

HOME: 7-0

AWAY: 2-0

NEUTRAL: 0-0

GAME-BY-GAME STATISTICS - RETURNS

KICK RETURNS

PLAYER	#-Y	APSU	ARMY	USF	SMU	MEM	HOU	ECU	UCF	TLS	UGA
TUCKER, Tre	13-389	2-31	1-27	1-97	2-43	1-19	1-45	-	1-16	4-111	
MONTGOMERY, R.	4-87	-	-	1-14	-	-	-	2-41	-	1-32	

PUNT RETURNS

PLAYER	#-Y	APSU	ARMY	USF	SMU	MEM	HOU	ECU	UCF	TLS	UGA
MONTGOMERY, R.	13-100	2-7	3-35	1-7	-	1-2	-	1-8	3-11	2-30	
TUCKY, Ethan	1-13	-	1-13	-	-	-	-	-	-	-	

INT RETURNS

PLAYER	#-Y	APSU	ARMY	USF	SMU	MEM	HOU	ECU	UCF	TLS	UGA
GARDNER, Ahmad	3-18	-	1-19	1-1	1--2	-	-	-	-	-	
BRYANT, Coby	3-24	-	-	2-0	-	-	-	1-24	-	-	
WHITE, Jarell	2-26	-	-	-	-	-	-	1-26	-	1-0	
FORREST, D.	2-22	-	-	-	-	-	1-2	-	1-20	-	
BEAVERS, D.	2-8	-	-	1-8	-	-	-	-	-	1-0	
BUSH, Arquon	2-31	1-31	-	1-0	-	-	DNP	-	-	-	
WIGGINS, James	1-0	-	-	-	-	-	-	1-0	-	-	

FUMBLE RETURNS

PLAYER	#-Y	APSU	ARMY	USF	SMU	MEM	HOU	ECU	UCF	TLS	UGA
ADAMS, Will	1-16	-	DNP	DNP	DNP	-	DNP	1-16	DNP	-	
VAN FOSSEN, Ty	1-2	-	-	-	-	1-2	-	-	-	-	

GAME-BY-GAME STATISTICS - ALL-PURPOSE

ALL-PURPOSE YARDS

PLAYER	TOTAL	APSU	ARMY	USF	SMU	MEM	HOU	ECU	UCF	TLS	UGA
DOAKS, Gerrid	875	84	83	108	110	78	214	52	133	13	
TUCKER, Tre	644	60	40	116	67	53	71	78	38	121	
RIDDER, Desmond	609	57	-14	28	179	41	103	75	57	83	
FORD, Jerome	422	28	34	35	24	116	45	54	5	81	
WHYLE, Josh	318	61	14	13	16	36	38	32	81	27	
JACKSON, J.	309	10	75	47	21	50	9	54	31	12	
PIERCE, Alec	287	DNP	DNP	DNP	22	61	DNP	9	49	146	
YOUNG, Michael	267	10	60	12	19	43	47	60	3	13	
MONTGOMERY, R.	233	25	36	22	-	17	7	49	11	66	
TAYLOR, Leonard	186	21	5	11	7	25	16	16	76	9	
JONES, Jordan	149	-	8	13	12	11	7	56	34	8	
MCCLELLAND, C.	120	47	35	33	5	DNP	DNP	DNP	DNP	DNP	
YOUNG, Cameron	87	12	DNP	DNP	DNP	DNP	DNP	75	DNP	DNP	
BRYANT, Ben	65	55	-	DNP	-	5	-	5	-	-	
LABELLE, Bruno	61	36	2	9	-	DNP	DNP	DNP	-	14	
THOMPSON, Jadon	58	18	20	3	DNP	-	-	17	DNP	DNP	
SCOTT, Tyler	36	20	-	-	-	-	-	9	-	7	
BUSH, Arquon	31	31	-	-	-	-	DNP	-	-	-	
DUBLANKO, Joel	29	-	-	-	-	-	-	29	-	-	
WHITE, Jarell	26	-	-	-	-	-	-	26	-	-	
BRYANT, Coby	24	-	-	-	-	-	-	24	-	-	
FORREST, D.	22	-	-	-	-	-	2	-	20	-	
WRIGHT, Ethan	21	-	DNP	DNP	DNP	-	-	21	-	-	
GARDNER, Ahmad	18	-	19	1	-2	-	-	-	-	-	
LINDAUER, M.	15	15	DNP	DNP	DNP	DNP	DNP	-	DNP	DNP	
TUCKY, Ethan	13	-	13	-	-	-	-	-	-	-	
JONES, Cam	11	-	-	-	DNP	-	-	11	-	-	
BEAVERS, D.	8	-	-	8	-	-	-	-	-	-	
PRATER, Evan	4	4	DNP	DNP	DNP	DNP	DNP	DNP	DNP	DNP	

2020 CINCINNATI FOOTBALL

2020 STATISTICS

OVERALL: 9-0

AMERICAN: 6-0

HOME: 7-0

AWAY: 2-0

NEUTRAL: 0-0

GAME-BY-GAME STATISTICS - DEFENSE

TOTAL TACKLES

PLAYER	UA-A	TOT	APSU	ARMY	USF	SMU	MEM	HOU	ECU	UCF	TLS	UGA
WHITE, Jarell	41-33	74	2-3	8-7	6-5	11-2	4-1	2-7	2-5	3-0	3-3	
BEAVERS, D.	31-19	50	1-4	2-2	4-2	5-0	3-2	0-2	7-2	8-4	1-1	
DUBLANKO, Joel	29-19	48	2-1	2-0	4-1	4-1	3-2	3-5	1-4	7-0	3-5	
BRYANT, Coby	28-4	32	2-0	2-1	3-1	6-0	4-0	2-0	2-1	3-1	4-0	
WIGGINS, James	25-7	32	4-2	5-2	2-0	1-0	3-1	1-0	4-1	5-0	0-1	
FORREST, D.	22-9	31	2-2	3-1	1-1	5-0	-	2-1	1-1	4-0	4-3	
SANDERS, Myjai	21-9	30	1-2	3-2	1-2	3-0	5-1	2-1	1-0	3-0	2-1	
GARDNER, Ahmad	16-12	28	3-5	2-0	2-0	3-1	1-0	0-3	0-1	2-1	3-1	
BROOKS, Curtis	18-8	26	2-1	0-2	3-1	4-0	DNP	0-1	2-2	4-1	3-0	
VAN FOSSEN, Ty	17-9	26	0-4	-	2-0	1-0	1-1	6-2	4-0	2-1	1-1	
PONDER, Elijah	6-14	20	2-0	2-6	0-1	-	0-4	1-2	0-1	DNP	1-0	
COOK, Bryan	12-7	19	2-0	-	1-1	-	1-1	6-3	-	-	2-2	
BUSH, Arquon	9-8	17	1-1	2-1	1-2	2-0	0-2	DNP	1-0	2-1	0-1	
TAYLOR, Jabari	7-9	16	0-2	1-2	0-1	2-0	2-0	1-2	1-0	-	0-2	
VANN, Malik	12-4	16	2-1	-	0-1	2-0	1-0	0-2	3-0	3-0	1-0	
INGLE, Brody	9-7	16	0-5	-	3-2	3-0	-	-	2-0	1-0	-	
TUCKY, Ethan	4-9	13	0-1	0-1	0-1	1-0	0-1	0-1	3-2	0-1	0-1	
HICKS, Ja'Von	9-4	13	1-0	-	2-1	DNP	0-1	2-0	2-1	-	2-1	
BROWN, Marcus	5-8	13	0-1	-	1-1	2-0	1-2	-	-	0-2	1-2	
PACE, Deshawn	3-7	10	1-1	DNP	-	DNP	1-3	-	1-3	-	-	
PITTS, Michael	3-7	10	0-3	3-4	-	-	-	DNP	DNP	DNP	DNP	
HARRIS, Justin	4-4	8	1-2	-	0-1	2-0	-	1-1	-	-	DNP	
PHILLIPS, Eric	0-6	6	-	0-2	-	DNP	-	DNP	0-3	DNP	0-1	
WARD, Taj	4-2	6	1-1	-	2-0	-	0-1	1-0	-	DNP	-	
SHEPPARD, J.	4-1	5	4-0	-	-	DNP	DNP	-	0-1	-	-	
DINGLE, Jacob	3-2	5	-	-	-	1-0	-	-	2-2	-	DNP	
HUBER, Wilson	4-1	5	2-0	-	DNP	DNP	2-0	0-1	-	-	-	
JONES, Daved	2-3	5	1-1	1-0	0-2	DNP	-	-	-	DNP	DNP	
FORD, Jerome	2-1	3	-	-	-	1-0	-	-	1-0	-	0-1	
SMITH, Cole	3-0	3	-	-	-	-	-	1-0	2-0	-	-	
TAYLOR, Leonard	1-1	2	-	0-1	1-0	-	-	-	-	-	-	
BACEVICH, Blake	1-1	2	-	-	DNP	DNP	1-1	DNP	-	-	DNP	
MCCLELLAND, C.	2-0	2	1-0	1-0	-	-	DNP	DNP	DNP	DNP	DNP	
THOMAS, Jaheim	0-2	2	0-1	DNP	0-1	DNP	-	DNP	-	DNP	DNP	
WRIGHT, Ethan	1-1	2	-	DNP	DNP	DNP	1-0	-	-	-	0-1	
WHYLE, Josh	2-0	2	-	1-0	-	-	-	-	-	-	1-0	
TUCKER, Tre	1-0	1	-	-	-	-	-	-	-	-	1-0	
HARPER, Darius	1-0	1	-	-	1-0	-	-	-	-	-	-	
THOMPSON, Jadon	1-0	1	-	-	-	DNP	1-0	-	-	DNP	DNP	
MARTIN, Daeshon	1-0	1	DNP	DNP	DNP	DNP	DNP	DNP	1-0	DNP	DNP	
SMITH, James	1-0	1	-	-	-	1-0	-	-	-	-	-	
ADAMS, Will	1-0	1	-	DNP	DNP	DNP	-	DNP	1-0	DNP	-	

OVERALL: 9-0

AMERICAN: 6-0

HOME: 7-0

AWAY: 2-0

NEUTRAL: 0-0

GAME-BY-GAME STATISTICS - DEFENSE

TFLs

PLAYER	UA-A	TOT	APSU	ARMY	USF	SMU	MEM	HOU	ECU	UCF	TLS	UGA
SANDERS, Myjai	8-5	10.5	1.0-4	1.5-8	1.5-10	2.0-9	2.5-10	-	-	-	2.0-15	
WHITE, Jarell	5-4	7.0	1.5-6	1.0-4	1.0-2	2.0-13	-	0.5-1	1.0-7	-	-	
BEAVERS, D.	4-4	6.0	-	0.5-2	-	-	-	0.5-1	1.0-1	4.0-14	-	
VAN FOSSEN, Ty	5-0	5.0	-	-	1.0-6	-	-	3.0-9	1.0-1	-	-	
VANN, Malik	4-2	5.0	1.0-5	-	0.5-4	-	1.0-2	0.5-4	1.0-7	-	1.0-3	
BROWN, Marcus	3-3	4.5	0.5-0	-	-	2.0-7	1.5-7	-	-	0.5-0	-	
DUBLANKO, Joel	4-1	4.5	1.0-1	2.0-4	-	1.0-3	-	0.5-1	-	-	-	
PONDER, Elijah	1-4	3.0	-	1.5-3	0.5-4	-	1.0-3	-	-	DNP	-	
TUCKY, Ethan	2-2	3.0	0.5-4	-	-	1.0-5	-	-	1.0-13	-	0.5-0	
TAYLOR, Jabari	3-0	3.0	-	1.0-5	-	-	2.0-3	-	-	-	-	
HUBER, Wilson	2-1	2.5	1.0-4	-	DNP	DNP	1.0-9	0.5-0	-	-	-	
BROOKS, Curtis	2-2	3.0	-	-	-	-	DNP	-	-	1.5-9	1.5-7	
BUSH, Arquon	1-2	2.0	-	1.5-3	0.5-1	-	-	DNP	-	-	-	
SHEPPARD, J.	1-0	1.0	1.0-1	-	-	DNP	DNP	-	-	-	-	
COOK, Bryan	1-0	1.0	1.0-1	-	-	-	-	-	-	-	-	
BRYANT, Coby	1-0	1.0	-	-	1.0-2	-	-	-	-	-	-	
HICKS, Ja'Von	1-0	1.0	-	-	-	DNP	-	1.0-4	-	-	-	
WIGGINS, James	1-0	1.0	-	-	-	-	1.0-12	-	-	-	-	
HARRIS, Justin	1-0	1.0	-	-	-	1.0-1	-	-	-	-	DNP	
FORREST, D.	1-0	1.0	-	1.0-3	-	-	-	-	-	-	-	
GARDNER, Ahmad	0-1	0.5	-	-	-	-	-	0.5-5	-	-	-	
PITTS, Michael	0-1	0.5	0.5-0	-	-	-	-	DNP	DNP	DNP	DNP	

SACKS

PLAYER	UA-A	TOT	APSU	ARMY	USF	SMU	MEM	HOU	ECU	UCF	TLS	UGA
SANDERS, Myjai	6-2	7.0	0.5-3	1.0-7	1.0-8	1.0-5	1.5-9	-	-	-	2.0-15	
TUCKY, Ethan	2-1	2.5	0.5-4	-	-	1.0-5	-	-	1.0-13	-	-	
BROOKS, Curtis	2-1	2.5	-	-	-	-	DNP	-	-	1.5-9	1.0-6	
WHITE, Jarell	2-0	2.0	-	-	-	1.0-11	-	-	1.0-7	-	-	
VANN, Malik	1-2	2.0	-	-	0.5-4	-	-	0.5-4	1.0-7	-	-	
BROWN, Marcus	2-0	2.0	-	-	-	1.0-6	1.0-6	-	-	-	-	
VAN FOSSEN, Ty	2-0	2.0	-	-	1.0-6	-	-	-	1.0-1	-	-	
BEAVERS, D.	1-1	1.5	-	-	-	-	-	-	-	1.5-9	-	
WIGGINS, James	1-0	1.0	-	-	-	-	1.0-12	-	-	-	-	
HUBER, Wilson	1-0	1.0	-	-	DNP	DNP	1.0-9	-	-	-	-	
PONDER, Elijah	0-2	1.0	-	-	0.5-4	-	0.5-3	-	-	DNP	-	
TAYLOR, Jabari	1-0	1.0	-	-	-	-	1.0-1	-	-	-	-	
GARDNER, Ahmad	0-1	0.5	-	-	-	-	-	0.5-5	-	-	-	

FUMBLES FORCED

PLAYER	TOTAL	APSU	ARMY	USF	SMU	MEM	HOU	ECU	UCF	TLS	UGA
BROOKS, Curtis	1	-	-	-	1	DNP	-	-	-	-	-
PACE, Deshawn	1	-	DNP	-	DNP	-	-	1	-	-	-
WIGGINS, James	1	-	-	-	-	1	-	-	-	-	-
BRYANT, Coby	1	-	-	-	-	-	-	-	-	-	1
PITTS, Michael	1	-	1	-	-	-	DNP	DNP	DNP	DNP	DNP
HICKS, Ja'Von	1	-	-	-	DNP	-	1	-	-	-	-
PONDER, Elijah	1	-	-	1	-	-	-	-	DNP	-	-

FUMBLES RECOVERED

PLAYER	TOTAL	APSU	ARMY	USF	SMU	MEM	HOU	ECU	UCF	TLS	UGA
VAN FOSSEN, Ty	1	-	-	-	-	1	-	-	-	-	-
HICKS, Ja'Von	1	-	-	-	DNP	-	1	-	-	-	-
DUBLANKO, Joel	1	-	1	-	-	-	-	-	-	-	-
ADAMS, Will	1	-	DNP	DNP	DNP	-	DNP	1	DNP	-	-

2020 CINCINNATI FOOTBALL

RECORDS UPDATES & MILESTONE GAMES

OVERALL: 9-0

AMERICAN: 6-0

HOME: 7-0

AWAY: 2-0

NEUTRAL: 0-0

CAREER PASSING YARDS

#	YDS	PLAYER	YEARS
1.	11,453	Gino Guidugli	2001-04
2.	6,835	Gunner Kiel	2014-16
3.	6,801	Danny McCoin	1984-87
4.	6,699	Desmond Ridder	2018-

CAREER PASSING TDS

#	TD	NAME	YEARS
1.	78	Gino Guidugli	2001-04
2.	56	Gunner Kiel	2014-16
3.	55	Desmond Ridder	2018-
4.	51	Zach Collaros	2008-10

100-YARD RUSHING GAMES BY A QUARTERBACK

#	TD	PLAYER	YEARS
1.	6	Desmond Ridder	2018-
2.	4	Albert Johnson	1969-71
3.	3	Chad Plummer	1995-98
4.	2	Brig Owens	1963-64

CAREER RUSHING TDS BY A QUARTERBACK

#	TD	PLAYER	YEARS
1.	22	Desmond Ridder	2018-
2.	19	Tony Kapetanis	1977-79
3.	18	Albert Johnson	1969-71
4.	16	Zach Collaros	2008-11

QB CAREER RUSHING AVERAGE

#	NAME (YRS)	A	Y	AVG	TD
1.	M. Legaux (2010-14)	133	677	5.1	8
2.	D. Ridder (2018-)	376	1842	4.9	22
3.	J. Luallen (2011-13)	84	406	4.8	5
4.	B. Kay (2009-13)	129	503	3.9	8

QB CAREER RUSHING YARDS

#	NAME (YRS)	A	Y	AVG	TD
1.	D. Ridder (2018-)	376	1842	4.9	22
2.	A. Johnson (1969-71)	495	1649	3.3	18
3.	B. Owens (1963-64)	268	1214	4.5	12
4.	C. Plummer (1995-98)	339	1031	3.0	13

WINNINGEST QB BY %

#	NAME (YEARS)	ST	W	L	T	%
1.	D. Ridder (2018-)	33	29	4	0	0.878
2.	T. Pike (2007-09)	18	15	3	0	0.833
3.	G. Rossi (1950-52)	32	25	6	1	0.796
4.	B. Kay (2012-13)	16	12	4	0	0.750

WINNINGEST QB BY WINS

#	NAME (YEARS)	ST	W	L	T	%
1.	D. Ridder (2018-)	33	29	4	0	0.878
2.	G. Rossi (1950-52)	32	25	6	1	0.796
3.	G. Guidugli (2001-04)	43	23	20	0	0.534
4.	H. Miller (1973-76)	34	21	13	0	0.618

CAREER PUNTS

#	PUNTS	NAME	YEARS
1.	241	Chet Ervin	2002-05
2.	236	Jeff Blaylock	1991-94
3.	235	Shaun Burdick	1983-86
4.	227	James Smith	2017-

CAREER PUNTING YARDS

#	YDS	NAME	YEARS
1.	9,893	James Smith	2017-
2.	9,446	Chet Ervin	2002-05
3.	9,244	Shaun Burdick	1983-86
4.	9,008	Adam Wulfbeck	1998-2001

CAREER PUNTING AVERAGE (Min. 50 Punts)

#	AVG	NAME	YEARS
1.	45.47	Kevin Huber	2005-08
2.	43.60	James Smith	2017-
3.	42.60	Pat O'Donnell	2010-12
4.	42.51	Mike Connell	1974-77

LAST 10 MILESTONE GAMES

10 OR MORE TACKLES

PLAYER	DATE	OPP	TACKLES
Darrian Beavers	11/21/20	@ UCF	12
Jarell White	10/24/20	@ SMU	13
Jarell White	10/02/20	USF	11
Jarell White	09/26/20	Army	15
Darrick Forrest	12/07/19	@ Memphis	12
Bryan Wright	12/07/19	@ Memphis	11
Bryan Wright	11/09/19	UConn	11
Jarell White	11/02/19	@ ECU	10
Perry Young	10/19/19	Tulsa	13
Bryan Wright	10/19/19	Tulsa	12

300-YARD PASSING GAME

PLAYER	DATE	OPP	PASS YDS
Desmond Ridder	11/21/20	@ UCF	338
Desmond Ridder	11/23/18	ECU	335
Desmond Ridder	10/27/18	@ SMU	352
Hayden Moore	09/23/17	@ Navy	381
Hayden Moore	11/25/16	@ Tulsa	371
Gunner Kiel	10/22/16	ECU	348
Hayden Moore	10/08/16	@ UConn	315
Gunner Kiel	11/14/15	Tulsa	386
Gunner Kiel	11/07/15	@ Houston	523
Gunner Kiel	10/31/15	UCF	319

100-YARD RUSHING GAME

PLAYER	DATE	OPP	RUSH YDS
Gerrid Doaks	11/07/20	Houston	184
Desmond Ridder	11/07/20	Houston	103
Jerome Ford	10/31/20	Memphis	116
Desmond Ridder	10/24/20	@ SMU	179
Gerrid Doaks	10/24/20	@ SMU	105
Gerrid Doaks	10/02/20	USF	102
Desmond Ridder	01/02/20	vs. Boston College	105
Michael Warren II	01/02/20	vs. Boston College	105
Michael Warren II	11/29/19	@ Memphis	122
Michael Warren II	11/23/19	Temple	106

100-YARD RECEIVING GAME

PLAYER	DATE	OPP	REC YDS
Alec Pierce	12/19/20	Tulsa	146
Rashad Medaris	10/12/19	@ Houston	121
Alec Pierce	09/28/19	@ Marshall	108
Kahlil Lewis	11/23/18	ECU	203
Kahlil Lewis	10/27/18	@ SMU	174
Joshiah Deguara	09/29/18	@ UConn	112
Rashad Medaris	09/22/18	Ohio	104
Devin Gray	09/23/17	@ Navy	112
Devin Gray	11/25/16	@ Tulsa	143
Thomas Geddis	11/25/16	@ Tulsa	104

10 OR MORE RECEPTIONS

PLAYER	DATE	OPP	REC
Kahlil Lewis	10/27/18	@ SMU	12
Kahlil Lewis	10/22/16	ECU	11
Shaq Washington	11/28/15	@ ECU	15
Shaq Washington	10/24/14	USF	12
Shaq Washington	11/23/13	@ Houston	10
Shaq Washington	10/30/13	@ Memphis	11
Shaq Washington	10/11/13	Temple	11
Shaq Washington	09/21/13	@ Miami (OH)	11
Armon Binns	11/12/11	West Virginia (PBS)	10
Armon Binns	10/22/11	@ USF	12

200 ALL-PURPOSE YARDS

PLAYER	DATE	OPP	A-P YDS
Gerrid Doaks	11/07/20	Houston	214
Kahlil Lewis	11/23/18	ECU	203
Mike Boone	10/22/16	ECU	216
Mike Boone	11/14/15	Tulsa	203
Mike Boone	10/24/14	USF	212
Shaq Washington	10/24/14	USF	211
Chris Moore	09/27/14	@ Ohio State	221
Johnny Holton	09/12/14	Toledo	209
Ralph David Abernathy IV	10/26/12	@ Louisville	204
Isaiah Pead	11/26/11	@ Syracuse	246

2020 CINCINNATI FOOTBALL

SEASON & CAREER STATISTICS

SEASON STATISTICS

CAREER STATISTICS

RUSHING	GP	ATT	GAIN	LOSS	NET	AVG	TD	LONG	AVG/G	GP	ATT	GAIN	LOSS	NET	AVG	TD	LONG	AVG/G
DOAKS, Gerrid	9	144	705	32	673	4.7	7	72	74.8	30	331	1759	47	1712	5.2	14	72	57.1
RIDDER, Desmond	9	83	692	83	609	7.3	12	91	67.7	35	376	2353	511	1842	4.9	22	91	52.6
FORD, Jerome	9	65	405	19	386	5.9	7	48	42.9	9	65	405	19	386	5.9	7	48	42.9
MCCLELLAND, C.	4	22	118	3	115	5.2	0	22	28.8	17	85	613	13	600	7.1	4	55	35.3
YOUNG, Cameron	2	2	87	0	87	43.5	1	75	43.5	2	2	87	0	87	43.5	1	75	43.5
BRYANT, Ben	8	6	67	2	65	10.8	1	40	8.1	16	30	147	51	96	3.2	2	40	6.0
MONTGOMERY, R.	9	14	35	1	34	2.4	0	6	3.8	23	34	142	2	140	4.1	2	26	6.1
DUBLANKO, Joel	9	1	29	0	29	29.0	0	29	3.2	48	1	29	0	29	29.0	0	29	0.6
SCOTT, Tyler	9	1	20	0	20	20.0	0	20	2.2	9	1	20	0	20	20.0	0	20	2.2
TUCKER, Tre	9	3	19	0	19	6.3	0	9	2.1	23	11	112	0	112	10.2	0	32	4.9
LINDAUER, M.	2	2	20	5	15	7.5	0	4	7.5	2	2	20	5	15	7.5	0	4	7.5
PRATER, Evan	1	2	4	0	4	2.0	0	3	4.0	1	2	4	0	4	2.0	0	3	4.0
YOUNG, Michael	9	1	0	6	-6	-6.0	0	0	-0.7	9	1	0	6	-6	-6.0	0	0	-0.7
TOTAL.....	9	354	2201	176	2025	5.7	28	91	225.0									
OPPONENTS.....	9	331	1362	263	1099	3.3	9	64	122.1									

PASSING	GP	EFFIC	CMP-ATT-INT	PCT	YDS	TD	LNG	AVG/G	GP	EFFIC	ATT-CMP-INT	PCT	YDS	TD	LNG	AVG/G
RIDDER, Desmond	9	156.42	162-244-6	66.4	2090	17	60	232.2	35	140.82	880-535-20	60.8	6699	55	77	191.4
BRYANT, Ben	8	156.14	11-14-0	78.6	90	1	21	11.2	16	127.47	73-46-3	63.0	553	2	56	34.6
TOTAL.....	9	156.40	173-258-6	67.1	2180	18	60	242.2								
OPPONENTS.....	9	94.05	162-316-15	51.3	1731	6	92	192.3								

RECEIVING	GP	NO.	YDS	AVG	TD	LONG	AVG/G	GP	NO.	YDS	AVG	TD	LONG	AVG/G
WHYLE, Josh	9	25	318	12.7	5	30	35.3	25	27	369	13.7	5	32	14.8
YOUNG, Michael	9	25	273	10.9	3	33	30.3	9	25	273	10.9	3	33	30.3
JACKSON, J.	9	22	309	14.0	1	45	34.3	36	62	758	12.2	3	45	21.1
TUCKER, Tre	9	18	236	13.1	3	45	26.2	23	26	335	12.9	3	56	14.6
TAYLOR, Leonard	9	15	186	12.4	1	25	20.7	34	22	254	11.5	2	25	7.5
PIERCE, Alec	5	14	287	20.5	2	45	57.4	30	51	939	18.4	4	52	31.3
DOAKS, Gerrid	9	14	202	14.4	2	60	22.4	30	36	407	11.3	4	60	13.6
JONES, Jordan	9	12	149	12.4	0	36	16.6	9	12	149	12.4	0	36	16.6
LABELLE, Bruno	6	8	61	7.6	1	21	10.2	45	18	130	7.2	2	21	2.9
THOMPSON, Jadon	6	6	58	9.7	0	18	9.7	6	6	58	9.7	0	18	9.7
FORD, Jerome	9	6	36	6.0	0	15	4.0	9	6	36	6.0	0	15	4.0
WRIGHT, Ethan	6	2	21	10.5	0	13	3.5	6	2	21	10.5	0	13	3.5
SCOTT, Tyler	9	2	16	8.0	0	9	1.8	9	2	16	8.0	0	9	1.8
MONTGOMERY, R.	9	2	12	6.0	0	10	1.3	23	2	12	6.0	0	10	0.5
JONES, Cam	8	1	11	11.0	0	11	1.4	8	1	11	11.0	0	11	1.4
MCCLELLAND, C.	4	1	5	5.0	0	5	1.2	17	10	113	11.3	1	38	6.6
TOTAL.....	9	173	2180	12.6	18	60	242.2							
OPPONENTS.....	9	162	1731	10.7	6	92	192.3							

TOTAL OFFENSE	G	PLAYS	RUSH	PASS	TOTAL	AVG/G	G	PLAYS	RUSH	PASS	TOTAL	AVG/G
RIDDER, Desmond	9	327	609	2090	2699	299.9	35	1256	1842	6699	8541	244.0
DOAKS, Gerrid	9	144	673	0	673	74.8	30	331	1712	0	1712	57.1
FORD, Jerome	9	65	386	0	386	42.9	9	65	386	0	386	42.9
BRYANT, Ben	8	20	65	90	155	19.4	16	103	96	553	649	40.6
MCCLELLAND, C.	4	22	115	0	115	28.8	17	85	600	0	600	35.3
YOUNG, Cameron	2	2	87	0	87	43.5	2	2	87	0	87	43.5
MONTGOMERY, R.	9	14	34	0	34	3.8	23	34	140	0	140	6.1
DUBLANKO, Joel	9	1	29	0	29	3.2	48	1	29	0	29	0.6
SCOTT, Tyler	9	1	20	0	20	2.2	9	1	20	0	20	2.2
TUCKER, Tre	9	3	19	0	19	2.1	23	11	112	0	112	4.9
LINDAUER, M.	2	2	15	0	15	7.5	2	2	15	0	15	7.5
PRATER, Evan	1	2	4	0	4	4.0	1	2	4	0	4	4.0
YOUNG, Michael	9	1	-6	0	-6	-0.7	9	1	-6	0	-6	-0.7
TOTAL.....	9	612	2025	2180	4205	467.2						
OPPONENTS.....	9	647	1099	1731	2830	314.4						

SEASON STATISTICS

CAREER STATISTICS

SCORING	----- PATS -----									TD	FGS	KICK	RUSH	RCV	PASS	DXP	SAF	POINTS	TD	FGS	KICK	RUSH	RCV	PASS	DXP	SAF	POINTS
	TD	FGS	KICK	RUSH	RCV	PASS	DXP	SAF	POINTS																		
RIDDER, Desmond	12	0-0	0-0	0-0	0	0-1	0	0	72	22	0-0	0-0	0-1	0	1-2	0	0	132									
SMITH, Cole	0	7-9	45-47	0-0	0	0-0	0	0	66	0	14-24	99-103	0-0	0	0-0	0	0	141									
DOAKS, Gerrid	9	0-0	0-0	0-0	0	0-0	0	0	54	18	0-0	0-0	0-0	0	0-0	0	0	108									
FORD, Jerome	7	0-0	0-0	0-0	0	0-0	0	0	42	7	0-0	0-0	0-0	0	0-0	0	0	42									
WHYLE, Josh	5	0-0	0-0	0-0	0	0-0	0	0	30	5	0-0	0-0	0-0	0	0-0	0	0	30									
TUCKER, Tre	4	0-0	0-0	0-0	0	0-0	0	0	24	4	0-0	0-0	0-0	0	0-0	0	0	24									
YOUNG, Michael	3	0-0	0-0	0-0	0	0-0	0	0	18	3	0-0	0-0	0-0	0	0-0	0	0	18									
PIERCE, Alec	2	0-0	0-0	0-0	0	0-0	0	0	12	4	0-0	0-0	0-0	0	0-0	0	0	24									
LABELLE, Bruno	1	0-0	0-0	0-0	0	0-0	0	0	6	2	0-0	0-0	0-0	0	0-0	0	0	12									
WHITE, Jarell	1	0-0	0-0	0-0	0	0-0	0	0	6	1	0-0	0-0	0-0	0	0-0	0	0	6									
YOUNG, Cameron	1	0-0	0-0	0-0	0	0-0	0	0	6	1	0-0	0-0	0-0	0	0-0	0	0	6									
BRYANT, Ben	1	0-0	0-0	0-0	0	0-0	0	0	6	2	0-0	0-0	0-0	0	0-0	0	0	12									
TAYLOR, Leonard	1	0-0	0-0	0-0	0	0-0	0	0	6	2	0-0	0-0	0-0	0	0-0	0	0	12									
JACKSON, J.	1	0-0	0-0	0-0	0	0-0	0	0	6	3	0-0	0-0	0-0	0	0-0	0	0	18									
TOTAL.....	48	7-9	45-47	0-0	0	0-1	0	0	354																		
OPPONENTS.....	16	10-13	14-14	0-0	2	2-2	0	0	144																		

PUNT RETURNS	NO.	YDS	AVG	TD	LONG	NO.	YDS	AVG	TD	LONG
MONTGOMERY, R.	13	100	7.7	0	21	41	358	8.7	0	25
TUCKY, Ethan	1	13	13.0	0	0	2	26	13.0	0	0
TOTAL.....	14	113	8.1	0	21					
OPPONENTS.....	11	83	7.5	0	16					

KICK RETURNS	NO.	YDS	AVG	TD	LONG	NO.	YDS	AVG	TD	LONG
TUCKER, Tre	13	389	29.9	1	97	37	939	25.4	1	97
MONTGOMERY, R.	4	87	21.8	0	32	5	101	20.2	0	32
TOTAL.....	17	476	28.0	1	97					
OPPONENTS.....	21	473	22.5	0	70					

INTERCEPTIONS	NO.	YDS	AVG	TD	LONG	NO.	YDS	AVG	TD	LONG
GARDNER, Ahmad	3	18	6.0	0	19	6	96	16.0	2	62
BRYANT, Coby	3	24	8.0	0	24	6	24	4.0	0	24
FORREST, D.	2	22	11.0	0	20	6	96	16.0	0	38
WHITE, Jarell	2	26	13.0	1	26	4	31	7.8	1	26
BUSH, Arquon	2	31	15.5	0	31	4	67	16.8	1	36
BEAVERS, D.	2	8	4.0	0	8	2	8	4.0	0	8
WIGGINS, James	1	0	0.0	0	0	5	83	16.6	1	86
TOTAL.....	15	129	8.6	1	31					
OPPONENTS.....	6	5	0.8	0	3					

FUMBLE RETURNS	NO.	YDS	AVG	TD	LONG	NO.	YDS	AVG	TD	LONG
ADAMS, Will	1	16	16.0	0	16	1	16	16.0	0	16
VAN FOSSEN, Ty	1	2	2.0	0	2	1	2	2.0	0	2
TOTAL.....	2	18	9.0	0	16					
OPPONENTS.....	3	51	17.0	1	41					

SEASON STATISTICS

CAREER STATISTICS

ALL PURPOSE	SEASON STATISTICS							CAREER STATISTICS								
	G	RUSH	REC	PR	KOR	IR	TOT	AVG/G	G	RUSH	REC	PR	KOR	IR	TOT	AVG/G
DOAKS, Gerrid	9	673	202	0	0	0	875	97.2	30	1712	407	0	0	0	2119	70.6
TUCKER, Tre	9	19	236	0	389	0	644	71.6	23	112	335	2	939	0	1388	60.3
RIDDER, Desmond	9	609	0	0	0	0	609	67.7	35	1842	0	0	0	0	1842	52.6
FORD, Jerome	9	386	36	0	0	0	422	46.9	9	386	36	0	0	0	422	46.9
WHYLE, Josh	9	0	318	0	0	0	318	35.3	25	0	369	0	0	0	369	14.8
JACKSON, J.	9	0	309	0	0	0	309	34.3	36	0	758	0	0	0	758	21.1
PIERCE, Alec	5	0	287	0	0	0	287	57.4	30	0	939	0	0	0	939	31.3
YOUNG, Michael	9	-6	273	0	0	0	267	29.7	9	-6	273	0	0	0	267	29.7
MONTGOMERY, R.	9	34	12	100	87	0	233	25.9	23	140	12	358	101	0	611	26.6
TAYLOR, Leonard	9	0	186	0	0	0	186	20.7	34	0	254	0	22	0	276	8.1
JONES, Jordan	9	0	149	0	0	0	149	16.6	9	0	149	0	0	0	149	16.6
MCCLELLAND, C.	4	115	5	0	0	0	120	30.0	17	600	113	0	93	0	806	47.4
YOUNG, Cameron	2	87	0	0	0	0	87	43.5	2	87	0	0	0	0	87	43.5
BRYANT, Ben	8	65	0	0	0	0	65	8.1	16	96	0	0	0	0	96	6.0
LABELLE, Bruno	6	0	61	0	0	0	61	10.2	45	0	130	0	0	0	130	2.9
THOMPSON, Jadon	6	0	58	0	0	0	58	9.7	6	0	58	0	0	0	58	9.7
SCOTT, Tyler	9	20	16	0	0	0	36	4.0	9	20	16	0	0	0	36	4.0
BUSH, Arquon	8	0	0	0	0	31	31	3.9	22	0	0	0	0	67	67	3.0
DUBLANKO, Joel	9	29	0	0	0	0	29	3.2	48	29	0	0	24	0	53	1.1
WHITE, Jarell	9	0	0	0	0	26	26	2.9	48	0	0	0	0	31	31	0.6
BRYANT, Coby	9	0	0	0	0	24	24	2.7	48	0	0	0	0	24	24	0.5
FORREST, D.	9	0	0	0	0	22	22	2.4	48	0	0	0	0	96	96	2.0
WRIGHT, Ethan	6	0	21	0	0	0	21	3.5	6	0	21	0	0	0	21	3.5
GARDNER, Ahmad	9	0	0	0	0	18	18	2.0	23	0	0	0	0	96	96	4.2
LINDAUER, M.	2	15	0	0	0	0	15	7.5	2	15	0	0	0	0	15	7.5
TUCKY, Ethan	9	0	0	13	0	0	13	1.4	36	0	0	26	0	0	26	0.7
JONES, Cam	8	0	11	0	0	0	11	1.4	8	0	11	0	0	0	11	1.4
BEAVERS, D.	9	0	0	0	0	8	8	0.9	23	0	0	0	0	8	8	0.3
PRATER, Evan	1	4	0	0	0	0	4	4.0	1	4	0	0	0	0	4	4.0
TOTAL	9	2025	2180	113	476	129	4923	547.0								
OPPONENTS	9	1099	1731	83	473	5	3391	376.8								

FIELD GOALS	ATT	GOOD	LONG	BLKD	ATT	GOOD	LONG	BLKD	PCT.
SMITH, COLE	9	7	47	1	24	14	50	4	58.3
TOTAL	9	7	47	1					
OPPONENTS	13	10	43	0					

PUNTING	NO.	YDS	AVG	LONG	TB	FC	I20	BLKD	NO.	YDS	AVG	LONG	TB	FC	I20	BLKD
SMITH, JAMES	32	1402	43.8	60	1	15	17	0	227	9893	43.6	72	3	105	90	0
TOTAL	32	1402	43.8	60	1	15	17	0								
OPPONENTS	49	2003	40.9	60	2	16	11	1								

KICKOFFS	NO.	YDS	AVG	TB	OB	RETN	NET	YDLN	NO.	YDS	AVG	TB	OB
SMITH, COLE	58	3339	57.6	23	3				58	3339	57.6	23	3
BALES, ALEX	5	309	61.8	2	1				5	309	61.8	2	1
TOTAL	63	3648	57.9	25	4	473	40.5	24					
OPPONENTS	33	1958	59.3	9	6	476	38.1	26					

2020 CINCINNATI FOOTBALL

SEASON & CAREER STATISTICS

SEASON STATISTICS

CAREER STATISTICS

DEFENSIVE LEADERS	SEASON STATISTICS										CAREER STATISTICS											
	GP	SOLO	AST	TOTAL	TFL	SACKS	INT	PBU	FR	FF	BLK	GP	SOLO	AST	TOTAL	TFL	SACKS	INT	PBU	FR	FF	BLK
8D WHITE, Jarell	9	41	33	74	7.0	2.0	2	2	.	.	.	48	137	107	244	24.0	3.5	4	5	.	3	.
27 BEAVERS, D.	9	31	19	50	6.0	1.5	2	2	.	.	.	23	52	34	86	7.5	1.5	2	2	.	.	.
41 DUBLANKO, Joel	9	29	19	48	4.5	.	.	.	1	.	.	48	52	65	117	9.5	1.0	.	.	1	1	.
7D BRYANT, Coby	9	28	4	32	1.0	.	3	7	.	1	.	48	97	26	123	3.5	.	6	24	.	2	.
1 WIGGINS, James	9	25	7	32	1.0	1.0	1	6	.	1	.	32	62	25	87	3.0	1.0	5	11	.	2	.
5D FORREST, D.	9	22	9	31	1.0	.	2	1	.	.	.	48	117	74	191	4.5	.	6	6	1	.	.
2S SANDERS, Myjai	9	21	9	30	10.5	7.0	.	5	.	.	.	33	42	31	73	17.5	11.0	.	7	1	1	.
1G GARDNER, Ahmad	9	16	12	28	0.5	0.5	3	6	.	.	.	23	40	19	59	0.5	0.5	6	14	.	.	.
92 BROOKS, Curtis	8	18	8	26	2.5	2.5	.	.	.	1	.	46	53	52	105	10.0	4.5	.	2	1	1	.
1V VAN FOSSEN, Ty	9	17	9	26	5.0	2.0	.	.	1	.	.	23	24	15	39	5.5	2.0	.	2	1	.	.
93 PONDER, Elijah	8	6	14	20	3.0	1.0	.	1	.	1	.	31	25	37	62	11.5	4.5	.	1	.	2	.
6D COOK, Bryan	9	12	7	19	1.0	.	.	2	.	.	.	10	14	7	21	1.0	.	.	2	.	.	.
9D BUSH, Arquon	8	9	8	17	2.0	.	2	2	.	.	.	22	25	14	39	2.0	.	4	10	1	1	.
90 TAYLOR, Jabari	9	7	9	16	3.0	1.0	.	1	.	.	.	29	17	27	44	5.5	2.0	.	1	.	.	.
10 INGLE, Brody	9	9	7	16	0.0	16	10	10	20	0.0
42 VANN, Malik	9	12	4	16	5.0	2.0	35	30	24	54	12.5	5.5	.	1	.	.	.
19 TUCKY, Ethan	9	4	9	13	3.0	2.5	1	36	37	34	71	16.0	7.5	.	2	1	1	5
3D HICKS, Ja'Von	8	9	4	13	1.0	.	.	2	1	1	.	32	47	27	74	1.5	.	5	4	5	3	.
99 BROWN, Marcus	9	5	8	13	4.5	2.0	47	24	44	68	12.0	4.0	.	2	1	1	.
2P PACE, Deshawn	7	3	7	10	0.0	1	.	7	3	7	10	0.0	1	.
43 PITTS, Michael	5	3	7	10	0.5	1	.	38	37	40	77	17.5	9.5	.	5	1	1	1
4 HARRIS, Justin	8	4	4	8	1.0	22	11	7	18	1.0	.	.	1	.	.	.
97 PHILLIPS, Eric	6	.	6	6	0.5	7	.	6	6	0.5
1W WARD, Taj	8	4	2	6	0.0	25	13	6	19	0.0
2D HUBER, Wilson	7	4	1	5	2.5	1.0	34	9	7	16	2.5	1.0	.	1	.	.	2
2J DINGLE, Jacob	8	3	2	5	0.0	16	5	7	12	0.0
39 SHEPPARD, J.	7	4	1	5	1.0	16	8	3	11	1.0
2X JONES, Daved	6	2	3	5	0.0	.	.	1	.	.	.	6	2	3	5	0.0	.	.	1	.	.	.
24 FORD, Jerome	9	2	1	3	0.0	9	2	1	3	0.0
1X SMITH, Cole	9	3	.	3	0.0	24	4	1	5	0.0
2T THOMAS, Jaheim	4	.	2	2	0.0	4	.	2	2	0.0
3B BACEVICH, Blake	5	1	1	2	0.0	7	2	2	4	0.0
11 TAYLOR, Leonard	9	1	1	2	0.0	34	1	1	2	0.0
81 WHYLE, Josh	9	2	.	2	0.0	25	2	.	2	0.0
0 MCCLELLAND, C.	4	2	.	2	0.0	17	2	.	2	0.0
33 WRIGHT, Ethan	6	1	1	2	0.0	6	1	1	2	0.0
36 ADAMS, Will	4	1	.	1	0.0	.	.	.	1	.	.	4	1	.	1	0.0	.	.	.	1	.	.
5M MARTIN, Daeshon	1	1	.	1	0.0	7	1	.	1	0.0
58 HARPER, Darius	9	1	.	1	0.0	25	2	.	2	0.0
20 THOMPSON, Jadon	6	1	.	1	0.0	6	1	.	1	0.0
7 TUCKER, Tre	9	1	.	1	0.0	23	7	2	9	0.0
37 SMITH, James	9	1	.	1	0.0	48	2	1	3	0.0
TOTAL.....	9	366	238	604	67	27	15	38	4	7	1											
OPPONENTS.....	9	343	266	609	39	11	6	23	9	8	1											

ADAMS, Will	BUSH, Arquan
TACKLES: 1, East Carolina, 11/13/20 (1-0)	POINTS SCORED: 6, ECU, 11/23/18
FUMBLES RECOVERED: 1, East Carolina, 11/13/20	TOUCHDOWNS: 1, ECU, 11/23/18
	ALL-PURPOSE YARDS: 36, ECU, 11/23/18
BACEVICH, Blake	INTERCEPTIONS: 2, ECU, 11/23/18
TACKLES: 2, Alabama A&M, 09/15/18 (1-1); Memphis, 10/31/20 (1-1)	LONG INTERCEPTION RETURN: 36, ECU, 11/23/18
	TACKLES: 6, Tulsa, 10/19/19 (3-3)
BAKER, DeMarco	TFLS: 1.5, Army, 09/26/20 (1-0)
TACKLES: 1, at Marshall, 09/28/19 (0-1)	FUMBLES FORCED: 1, Tulsa, 10/19/19
	FUMBLES RECOVERED: 1, ECU, 11/23/18
BEAVERS, D.	PASS BREAKUPS: 2, Tulsa, 10/19/19 ; ECU, 11/23/18 ; at Memphis, 12/07/19
ALL-PURPOSE YARDS: 8, USF, 10/03/20	
INTERCEPTIONS: 1, USF, 10/03/20; Tulsa, 12/19/20	COOK, Bryan
LONG INTERCEPTION RETURN: 8, USF, 10/03/20	TACKLES: 9, Houston, 11/07/20 (6-3)
TACKLES: 12, at UCF, 11/21/20 (8-4)	TFLS: 1.0, Austin Peay, 09/19/20 (1-0)
SACKS: 1.5, at UCF, 11/21/20 (1-1)	PASS BREAKUPS: 1, Austin Peay, 09/19/20; Houston, 11/07/20
TACKLES FOR LOSS: 4.0, at UCF, 11/21/20 (3-1)	
PASS BREAKUPS: 1, Memphis, 10/31/20; Tulsa, 12/19/20	DINGLE, Jacob
	TACKLES: 4, East Carolina, 11/13/20 (2-2)
BROOKS, Curtis	
TACKLES: 5, 4 times	DOAKS, Gerrid
SACKS: 2.0, UConn, 11/09/19 (2-0)	POINTS SCORED: 24, Austin Peay, 09/19/20
TFLS: 2.0, UConn, 11/09/19 (2-0)	TOUCHDOWNS: 4, Austin Peay, 09/19/20
FUMBLES FORCED: 1, at SMU, 10/24/20	RUSH ATTEMPTS: 28, at UCF, 11/21/20
FUMBLES RECOVERED: 1 [t-6th], UCLA, 08/29/19	RUSH YARDS: 184, Houston, 11/07/20 (16 carries)
PASS BREAKUPS: 1, at Houston, 10/12/19 ; Tulsa, 10/19/19	RUSH TDS: 3, Austin Peay, 09/19/20
	LONG RUSH: 72, Houston, 11/07/20
BROWN, Marcus	RECEPTIONS: 4, Austin Peay, 09/19/20
TACKLES: 5, Tulsa, 10/19/19 (2-3); UConn, 11/09/19 (0-5)	RECEIVING YARDS: 64, Austin Peay, 09/19/20 (4 receptions)
SACKS: 2.0, Tulsa, 10/19/19 (2-0)	RECEIVING TDS: 1, 4 times
TFLS: 2.0, at Houston, 10/12/19 (2-0); Tulsa, 10/19/19 (2-0); at SMU, 10/24/20 (2-0)	LONG RECEPTION: 60, Army, 09/26/20
FUMBLES FORCED: 1 [t-9th], Tulsa, 10/19/19	TOTAL OFFENSE ATTEMPTS: 22, USF, 10/03/20 (22 rush,0 pass)
FUMBLES RECOVERED: 1 [t-6th], Tulsa, 10/19/19	TOTAL OFFENSE YARDS: 184, Houston, 11/07/20 (184 rush,0 pass)
PASS BREAKUPS: 2, at ECU, 11/18/17	ALL-PURPOSE YARDS: 214, Houston, 11/07/20
	DUBLANKO, Joel
BRYANT, Ben	RUSH ATTEMPTS: 1, East Carolina, 11/13/20
POINTS SCORED: 6, Austin Peay, 09/19/20 ; at Memphis, 11/29/19	RUSH YARDS: 29, East Carolina, 11/13/20 (1 carries)
TOUCHDOWNS: 1, Austin Peay, 09/19/20 ; at Memphis, 11/29/19	LONG RUSH: 29, East Carolina, 11/13/20
RUSH ATTEMPTS: 11, at Memphis, 11/29/19	ALL-PURPOSE YARDS: 29, East Carolina, 11/13/20
RUSH YARDS: 55, Austin Peay, 09/19/20 (4 carries)	KICK RETURNS: 1, at Temple, 10/20/18 ; USF, 11/10/18
RUSH TDS: 1, Austin Peay, 09/19/20 ; at Memphis, 11/29/19	KICK RETURN YARDS: 17, USF, 11/10/18 (1 returns)
LONG RUSH: 40, Austin Peay, 09/19/20	LONG KICK RETURN: 17, USF, 11/10/18
PASS ATTEMPTS: 32, at Memphis, 11/29/19	TACKLES: 8, Navy, 11/03/18 (0-8); Houston, 11/07/20 (3-5); Tulsa, 12/19/20 (3-5)
PASS COMPLETIONS: 20, at Memphis, 11/29/19	SACKS: 1.0, UConn, 11/09/19 (1-0)
PASS YARDS: 229, at Memphis, 11/29/19	TFLS: 2.0, Army, 09/26/20 (2-0)
PASS TDS: 1, Austin Peay, 09/19/20 ; at Memphis, 11/29/19	FUMBLES FORCED: 1 [t-9th], at Houston, 10/12/19
HAD INTERCEPTED: 2, at Memphis, 11/29/19	FUMBLES RECOVERED: 1 [t-6th], Army, 09/26/20
LONG PASS: 56, at Marshall, 09/28/19	
TOTAL OFFENSE ATTEMPTS: 43, at Memphis, 11/29/19 (11 rush,32 pass)	FISCHER, Wyatt
TOTAL OFFENSE YARDS: 228, at Memphis, 11/29/19 (-1 rush,229 pass)	RECEPTIONS: 1, vs Boston College, 01/02/20
ALL-PURPOSE YARDS: 55, Austin Peay, 09/19/20	RECEIVING YARDS: 7, vs Boston College, 01/02/20 (1 receptions)
	LONG RECEPTION: 7, vs Boston College, 01/02/20
BRYANT, Coby	ALL-PURPOSE YARDS: 7, vs Boston College, 01/02/20
POINTS SCORED: 2, Temple, 11/23/19	PUNT RETURNS: 1, Tulsa, 10/19/19
INTERCEPTIONS: 2, USF, 10/03/20 ; at Temple, 10/20/18	PUNT RETURN YARDS: -10, Tulsa, 10/19/19 (1 returns)
LONG INTERCEPTION RETURN: 24, East Carolina, 11/13/20	TACKLES: 1, UConn, 11/09/19 (1-0)
TACKLES: 8, at East Carolina, 11/02/19 (7-1); vs Virginia Tech, 12/31/18 (7-1)	
TFLS: 1.0, USF, 10/03/20 (1-0); at USF, 11/16/19 (1-0); at Memphis, 12/07/19 (1-0)	
FUMBLES FORCED: 1, Tulane, 10/06/18; Tulsa, 12/19/20	
PASS BREAKUPS: 3, at Temple, 10/20/18; at East Carolina, 11/02/19	

SINGLE-GAME HIGHS

FORD, Jerome

POINTS SCORED: 12, Memphis, 10/31/20, East Carolina, 11/13/20
TOUCHDOWNS: 2, Memphis, 10/31/20, East Carolina, 11/13/20
RUSH ATTEMPTS: 12, Tulsa, 12/19/20
RUSH YARDS: 116, Memphis, 10/31/20 (9 carries)
RUSH TDS: 2, Memphis, 10/31/20, East Carolina, 11/13/20
LONG RUSH: 48, Memphis, 10/31/20
RECEPTIONS: 4, Tulsa, 12/19/20
RECEIVING YARDS: 24, Tulsa, 12/19/20 (4 receptions)
LONG RECEPTION: 15, Tulsa, 12/19/20
TOTAL OFFENSE ATTEMPTS: 12, twice
TOTAL OFFENSE YARDS: 116, Memphis, 10/31/20 (116 rush,0 pass)

FORREST, D.

RUSH ATTEMPTS: 1, at Temple, 10/20/18
TOTAL OFFENSE ATTEMPTS: 1, at Temple, 10/20/18 (1 rush,0 pass)
ALL-PURPOSE YARDS: 38, UConn, 11/09/19
INTERCEPTIONS: 1, 6 times
LONG INTERCEPTION RETURN: 38, UConn, 11/09/19
TACKLES: 16, UCF, 10/04/19 (8-8)
TFLS: 1.0, 4 times
FUMBLES RECOVERED: 1, Ohio, 09/22/18
PASS BREAKUPS: 1, 6 times

GARDNER, Ahmad

POINTS SCORED: 6, UCF, 10/04/19 ; at East Carolina, 11/02/19
TOUCHDOWNS: 1, UCF, 10/04/19 ; at East Carolina, 11/02/19
ALL-PURPOSE YARDS: 62, at East Carolina, 11/02/19
INTERCEPTIONS: 1, 6 times
LONG INTERCEPTION RETURN: 62, at East Carolina, 11/02/19
TACKLES: 8, Austin Peay, 09/19/20 (3-5)
SACKS: .5, Houston, 11/07/20 (0-1)
TFLS: .5, Houston, 11/07/20 (0-1)
PASS BREAKUPS: 2, 4 times

HARPER, Darius

TACKLES: 1, USF, 10/03/20 (1-0); UCF, 10/04/19 (1-0)

HARRIS, Justin

TACKLES: 3, Austin Peay, 09/19/20 (1-2)
TFLS: 1.0, at SMU, 10/24/20 (1-0)
PASS BREAKUPS: 1, UCF, 10/04/19

HICKS, Ja'Von

ALL-PURPOSE YARDS: 70, at Memphis, 12/07/19
INTERCEPTIONS: 2, at Houston, 10/12/19
LONG INTERCEPTION RETURN: 70 [8th], at Memphis, 12/07/19
TACKLES: 9, at USF, 11/16/19 (8-1)
TFLS: .5, Temple, 11/23/19 (0-0)
FUMBLES FORCED: 1, at Ohio State, 09/07/19 ; at USF, 11/16/19
FUMBLES RECOVERED: 1, 4 times
PASS BREAKUPS: 1, USF, 10/03/20 ; Tulsa, 10/19/19

HUBER, Wilson

POINTS SCORED: 6, Alabama A&M, 09/15/18
TOUCHDOWNS: 1, Alabama A&M, 09/15/18
RUSH ATTEMPTS: 1, at Memphis, 11/29/19
RUSH YARDS: 13, at Memphis, 11/29/19 (1 carries)
RUSH TDS: 1, Alabama A&M, 09/15/18
LONG RUSH: 13, at Memphis, 11/29/19
RECEPTIONS: 1, at UCLA, 09/01/18 ; Ohio, 09/22/18
RECEIVING YARDS: 16, at UCLA, 09/01/18 (1 receptions)
LONG RECEPTION: 16, at UCLA, 09/01/18
TOTAL OFFENSE ATTEMPTS: 1, at Memphis, 11/29/19 (1 rush,0 pass)
TOTAL OFFENSE YARDS: 13, at Memphis, 11/29/19 (13 rush,0 pass)
ALL-PURPOSE YARDS: 16, at UCLA, 09/01/18
TACKLES: 2, Miami (OH), 09/14/19 (0-2); Austin Peay, 09/19/20 (2-0)
TFLS: 1.0, Austin Peay, 09/19/20 (1-0)
PASS BREAKUPS: 1, vs Boston College, 01/02/20
BLOCKED KICKS: 1, at USF, 11/16/19 ; at Memphis, 12/07/19

INGLE, Brody

TACKLES: 5, Austin Peay, 09/19/20 (0-5); USF, 10/03/20 (3-2)

JACKSON, Jayshon

POINTS SCORED: 6, Ohio, 09/22/18 ; ECU, 11/23/18; ECU, 11/13/20
TOUCHDOWNS: 1, Ohio, 09/22/18 ; ECU, 11/23/18; ECU, 11/13/20
RECEPTIONS: 6, Alabama A&M, 09/15/18
RECEIVING YARDS: 80, Alabama A&M, 09/15/18 (6 receptions)
RECEIVING TDS: 1, Ohio, 09/22/18 ; ECU, 11/23/18; ECU, 11/13/20
LONG RECEPTION: 45, Army, 09/26/20; Memphis, 10/31/20
ALL-PURPOSE YARDS: 80, Alabama A&M, 09/15/18

JONES, Daved

TACKLES: 2, Austin Peay, 09/19/20 (1-1); USF, 10/03/20 (0-2)
PASS BREAKUPS: 1, Austin Peay, 09/19/20

JONES, Cam

RECEPTIONS: 1, East Carolina, 11/13/20
RECEIVING YARDS: 11, East Carolina, 11/13/20 (1 receptions)
LONG RECEPTION: 11, East Carolina, 11/13/20
ALL-PURPOSE YARDS: 11, East Carolina, 11/13/20

JONES, Jordan

RECEPTIONS: 5, vs. Eastern Illinois, 9/1/18
RECEIVING YARDS: 132, vs. Eastern Illinois, 9/1/18
RECEIVING TDS: 1, (4x) last vs. Eastern Illinois, 9/1/18
LONG RECEPTION: 65, vs. Missouri, 11/24/17
RUSHES: 2, vs. Texas A&M, 9/23/17
RUSHING YARDS: 50, vs. Texas A&M, 9/23/17
LONG RUSH: 30, vs. Texas A&M, 9/23/17

KOPAYGORODSKY, Michael

POINTS SCORED: 6, at Marshall, 09/28/19
TOUCHDOWNS: 1, at Marshall, 09/28/19
RUSH ATTEMPTS: 5, Alabama A&M, 09/15/18 ; at Marshall, 09/28/19
RUSH YARDS: 26, Alabama A&M, 09/15/18 (5 carries)
RUSH TDS: 1, at Marshall, 09/28/19
LONG RUSH: 14, Alabama A&M, 09/15/18
TOTAL OFFENSE ATTEMPTS: 5, Alabama A&M, 09/15/18 (5 rush,0 pass); at Marshall, 09/28/19 (5 rush,0 pass)
TOTAL OFFENSE YARDS: 26, Alabama A&M, 09/15/18 (26 rush,0 pass)
ALL-PURPOSE YARDS: 26, Alabama A&M, 09/15/18
KICK RETURNS: 1, Tulsa, 10/19/19
KICK RETURN YARDS: 13, Tulsa, 10/19/19 (1 returns)
LONG KICK RETURN: 13, Tulsa, 10/19/19
TACKLES: 2, Temple, 11/23/19 (1-1)

LABELLE, Bruno

POINTS SCORED: 6, at Marshall, 09/28/19 ; USF, 10/03/20
TOUCHDOWNS: 1, at Marshall, 09/28/19 ; USF, 10/03/20
RECEPTIONS: 3, Austin Peay, 09/19/20 ; USF, 10/03/20 ; at Temple, 10/20/18
RECEIVING YARDS: 36, Austin Peay, 09/19/20 (3 receptions)
RECEIVING TDS: 1, at Marshall, 09/28/19 ; USF, 10/03/20
LONG RECEPTION: 21, Austin Peay, 09/19/20
ALL-PURPOSE YARDS: 36, Austin Peay, 09/19/20

LINDAUER, M.

RUSH ATTEMPTS: 2, Austin Peay, 09/19/20
RUSH YARDS: 15, Austin Peay, 09/19/20 (2 carries)
LONG RUSH: 4, Austin Peay, 09/19/20
TOTAL OFFENSE ATTEMPTS: 2, Austin Peay, 09/19/20 (2 rush,0 pass)
TOTAL OFFENSE YARDS: 15, Austin Peay, 09/19/20 (15 rush,0 pass)
ALL-PURPOSE YARDS: 15, Austin Peay, 09/19/20

MARTIN, Daeshon

TACKLES: 1, East Carolina, 11/13/20 (1-0)

MCCLELLAND, C.

POINTS SCORED: 6, 5 times
TOUCHDOWNS: 1, 5 times
RUSH ATTEMPTS: 16, Alabama A&M, 09/15/18
RUSH YARDS: 121, Alabama A&M, 09/15/18 (16 carries)
RUSH TDS: 1, 4 times
LONG RUSH: 55, ECU, 11/23/18
RECEPTIONS: 2, at SMU, 10/27/18 ; ECU, 11/23/18 ; vs Virginia Tech, 12/31/18
RECEIVING YARDS: 47, vs Virginia Tech, 12/31/18 (2 receptions)
RECEIVING TDS: 1, vs Virginia Tech, 12/31/18
LONG RECEPTION: 38, vs Virginia Tech, 12/31/18
TOTAL OFFENSE ATTEMPTS: 16, Alabama A&M, 09/15/18 (16 rush,0 pass)
TOTAL OFFENSE YARDS: 121, Alabama A&M, 09/15/18 (121 rush,0 pass)
ALL-PURPOSE YARDS: 144, ECU, 11/23/18
KICK RETURNS: 4, at UCF, 11/17/18
KICK RETURN YARDS: 70, at UCF, 11/17/18 (4 returns)
LONG KICK RETURN: 24, at UCF, 11/17/18
TACKLES: 1, Austin Peay, 09/19/20 (1-0); Army, 09/26/20 (1-0)

MCCONNELL, V.

TACKLES: 1, at Ohio State, 09/07/19 (1-0)

METZ, Lorenz

BLOCKED KICKS: 1, Temple, 11/23/19

MONTGOMERY, R.

POINTS SCORED: 6, vs Boston College, 01/02/20 ; UConn, 11/09/19
TOUCHDOWNS: 1, vs Boston College, 01/02/20 ; UConn, 11/09/19
RUSH ATTEMPTS: 7, vs Boston College, 01/02/20
RUSH YARDS: 47, vs Boston College, 01/02/20 (7 carries)
RUSH TDS: 1, vs Boston College, 01/02/20 ; UConn, 11/09/19
LONG RUSH: 26, Miami (OH), 09/14/19
RECEPTIONS: 1, Memphis, 10/31/20; Houston, 11/07/20
RECEIVING YARDS: 10, Memphis, 10/31/20 (1 receptions)
LONG RECEPTION: 10, Memphis, 10/31/20
TOTAL OFFENSE ATTEMPTS: 7, vs Boston College, 01/02/20 (7 rush,0 pass)
TOTAL OFFENSE YARDS: 47, vs Boston College, 01/02/20 (47 rush,0 pass)
ALL-PURPOSE YARDS: 92, Miami (OH), 09/14/19
PUNT RETURNS: 5, Miami (OH), 09/14/19 ; UConn, 11/09/19
PUNT RETURN YARDS: 57, Miami (OH), 09/14/19 (5 returns)
LONG PUNT RETURN: 25, UCLA, 08/29/19
KICK RETURNS: 2, East Carolina, 11/13/20
KICK RETURN YARDS: 41, East Carolina, 11/13/20 (2 returns)
LONG KICK RETURN: 32, Tulsa, 12/19/20

PACE, Deshawn

TACKLES: 4, Memphis, 10/31/20 (1-3) East Carolina, 11/13/20 (1-3)
FUMBLES FORCED: 1, East Carolina, 11/13/20

PHILLIPS, Eric

TACKLES: 3, East Carolina, 11/13/20 (0-3)

PIERCE, Alec

POINTS SCORED: 6, 4 times
TOUCHDOWNS: 1, 4 times
RECEPTIONS: 6, at Marshall, 09/28/19
RECEIVING YARDS: 146, Tulsa, 12/19/20 (5 receptions)
RECEIVING TDS: 1, 4 times
LONG RECEPTION: 52, UCLA, 08/29/19
ALL-PURPOSE YARDS: 146, Tulsa, 12/19/20
TACKLES: 2, Navy, 11/03/18 (1-1)

PONDER, Elijah

TACKLES: 8, Army, 09/26/20 (2-6)
SACKS: 2.0, UCF, 10/04/19 (2-0)
TFLS: 2.0, UCF, 10/04/19 (2-0)
FUMBLES FORCED: 1, Alabama A&M, 09/15/18 ; USF, 10/03/20
PASS BREAKUPS: 1, at SMU, 10/24/20

PRATER, Evan

RUSH ATTEMPTS: 2, Austin Peay, 09/19/20
RUSH YARDS: 4, Austin Peay, 09/19/20 (2 carries)
LONG RUSH: 3, Austin Peay, 09/19/20
TOTAL OFFENSE ATTEMPTS: 2, Austin Peay, 09/19/20 (2 rush,0 pass)
TOTAL OFFENSE YARDS: 4, Austin Peay, 09/19/20 (4 rush,0 pass)
ALL-PURPOSE YARDS: 4, Austin Peay, 09/19/20

RIDDER, Desmond

POINTS SCORED: 18, three times
TOUCHDOWNS: 3, three times
RUSH ATTEMPTS: 21, vs Boston College, 01/02/20
RUSH YARDS: 179, at SMU, 10/24/20 (8 carries)
RUSH TDS: 3, three times
LONG RUSH: 91, at SMU, 10/24/20
PASS ATTEMPTS: 50 [t-10th], at SMU, 10/27/18
PASS COMPLETIONS: 33 [1st], at SMU, 10/27/18
PASS YARDS: 352, at SMU, 10/27/18
PASS TDS: 4, at Marshall, 09/28/19 ; ECU, 11/23/18
HAD INTERCEPTED: 3, USF, 10/03/20
LONG PASS: 77, Ohio, 09/22/18
TOTAL OFFENSE ATTEMPTS: 67, at SMU, 10/27/18 (17 rush,50 pass)
TOTAL OFFENSE YARDS: 402, East Carolina, 11/13/20 (75 rush,327 pass)
ALL-PURPOSE YARDS: 179, at SMU, 10/24/20
TACKLES: 1, at SMU, 10/24/20 (1-0)

SANDERS, Myjai

TACKLES: 6, Tulsa, 10/19/19 (3-3); Memphis, 10/31/20 (5-1)
SACKS: 2.0, Tulsa, 12/19/20 (2-0)
TFLS: 2.5, Memphis, 10/31/20 (2-1)
FUMBLES FORCED: 1, Tulsa, 10/19/19
FUMBLES RECOVERED: 1, Miami (OH), 09/14/19
PASS BREAKUPS: 2, Houston, 11/07/20

SINGLE-GAME HIGHS

SCOTT, Tyler

RUSH ATTEMPTS: 1, Austin Peay, 09/19/20
RUSH YARDS: 20, Austin Peay, 09/19/20 (1 carries)
LONG RUSH: 20, Austin Peay, 09/19/20
RECEPTIONS: 1, East Carolina, 11/13/20
RECEIVING YARDS: 9, East Carolina, 11/13/20 (1 receptions)
LONG RECEPTION: 9, East Carolina, 11/13/20
TOTAL OFFENSE ATTEMPTS: 1, Austin Peay, 09/19/20 (1 rush,0 pass)
TOTAL OFFENSE YARDS: 20, Austin Peay, 09/19/20 (20 rush,0 pass)
ALL-PURPOSE YARDS: 20, Austin Peay, 09/19/20

SHEPPARD, J.

TACKLES: 4, Austin Peay, 09/19/20 (4-0)
TFLS: 1.0, Austin Peay, 09/19/20 (1-0)

SMITH, Cole

POINTS SCORED: 12, at UCF, 11/21/20
KICK PATS: 9, Alabama A&M, 09/15/18
POINTS BY KICKING: 12, at UCF, 11/21/20
FIELD GOALS MADE: 3, at UCF, 11/21/20
FIELD GOAL ATTEMPTS: 4, at Temple, 10/20/18
LONGEST FIELD GOAL: 50, Tulsa, 10/19/19
TACKLES: 2, vs Boston College, 01/02/20 (1-1); East Carolina, 11/13/20 (2-0)

SMITH, James

RUSH YARDS: 5, Temple, 11/10/17 (0 carries)
TOTAL OFFENSE YARDS: 5, Temple, 11/10/17 (5 rush,0 pass)
ALL-PURPOSE YARDS: 5, Temple, 11/10/17
PUNT ATTEMPTS: 10, at Michigan, 09/09/17
PUNT YARDS: 373, at Michigan, 09/09/17 (10 punts)
LONGEST PUNT: 72, at Temple, 10/20/18
TACKLES: 1, at Miami, 09/08/18 (1-0); Marshall, 09/30/17 (0-1); at SMU, 10/24/20 (1-0)

TAYLOR, Jabari

TACKLES: 5, UConn, 11/09/19 (1-4)
SACKS: 1.0, vs Boston College, 01/02/20 (1-0); Memphis, 10/31/20 (1-0)
TFLS: 2.0, Memphis, 10/31/20 (2-0)
PASS BREAKUPS: 1, Memphis, 10/31/20

TAYLOR, Leonard

POINTS SCORED: 6, at UCF, 11/21/20; at Memphis, 11/29/19
TOUCHDOWNS: 1, at UCF, 11/21/20; at Memphis, 11/29/19
RECEPTIONS: 6, at UCF, 11/21/20
RECEIVING YARDS: 76, at UCF, 11/21/20 (6 receptions)
RECEIVING TDS: 1, at UCF, 11/21/20; at Memphis, 11/29/19
LONG RECEPTION: 25, Memphis, 10/31/20
ALL-PURPOSE YARDS: 76, at UCF, 11/21/20
KICK RETURNS: 1, Alabama A&M, 09/15/18; at East Carolina, 11/02/19
KICK RETURN YARDS: 13, at East Carolina, 11/02/19 (1 returns)
LONG KICK RETURN: 13, at East Carolina, 11/02/19
TACKLES: 1, Army, 09/26/20 (0-1); USF, 10/03/20 (1-0)

THOMAS, Jaheim

TACKLES: 1, Austin Peay, 09/19/20 (0-1); USF, 10/03/20 (0-1)

THOMPSON, Jadon

RECEPTIONS: 2, Army, 09/26/20; East Carolina, 11/13/20
RECEIVING YARDS: 20, Army, 09/26/20 (2 receptions)
LONG RECEPTION: 18, Austin Peay, 09/19/20
ALL-PURPOSE YARDS: 20, Army, 09/26/20
TACKLES: 1, Memphis, 10/31/20 (1-0)

TUCKER, Tre

POINTS SCORED: 6, 4 times
TOUCHDOWNS: 1, 4 times
RUSH ATTEMPTS: 2, Miami (OH), 09/14/19 ; at Memphis, 12/07/19
RUSH YARDS: 32, vs Boston College, 01/02/20 (1 carries)
LONG RUSH: 32, vs Boston College, 01/02/20
RECEPTIONS: 4, East Carolina, 11/13/20
RECEIVING YARDS: 69, East Carolina, 11/13/20 (4 receptions)
RECEIVING TDS: 1, Austin Peay, 09/19/20; Memphis, 10/31/20; East Carolina, 11/13/20
LONG RECEPTION: 56, at Marshall, 09/28/19
TOTAL OFFENSE ATTEMPTS: 2, twice
TOTAL OFFENSE YARDS: 32, vs Boston College, 01/02/20 (32 rush,0 pass)
ALL-PURPOSE YARDS: 121, Tulsa, 12/19/20
PUNT RETURNS: 1, at Houston, 10/12/19
PUNT RETURN YARDS: 2, at Houston, 10/12/19 (1 returns)
LONG PUNT RETURN: 2, at Houston, 10/12/19
KICK RETURNS: 4, at USF, 11/16/19; Tulsa, 12/19/20
KICK RETURN YARDS: 111, Tulsa, 12/19/20 (4 returns)
LONG KICK RETURN: 97 [t-4th], USF, 10/03/20
TACKLES: 1, 9 times

TUCKY, Ethan

ALL-PURPOSE YARDS: 13, Army, 09/26/20 ; Tulane, 10/06/18
PUNT RETURNS: 1, Army, 09/26/20 ; Tulane, 10/06/18
PUNT RETURN YARDS: 13, Army, 09/26/20 (1 returns); Tulane, 10/06/18 (1 returns)
TACKLES: 6, Miami (OH), 09/14/19 (5-1)
SACKS: 1.0, 6 times
TFLS: 2.0, at Memphis, 12/07/19 (2-0)
FUMBLES FORCED: 1, vs Boston College, 01/02/20
FUMBLES RECOVERED: 1, Navy, 11/03/18
PASS BREAKUPS: 1, at Temple, 10/20/18 ; Navy, 11/03/18
BLOCKED KICKS: 1, 5 times

VAN FOSSEN, Ty

TACKLES: 8, Houston, 11/07/20 (6-2); UConn, 11/09/19 (4-4)
SACKS: 1.0, USF, 10/03/20 (1-0); East Carolina, 11/13/20 (1-0)
TFLS: 3.0, Houston, 11/07/20 (3-0)
FUMBLES RECOVERED: 1, Memphis, 10/31/20
PASS BREAKUPS: 1, UConn, 11/09/19; vs Virginia Tech, 12/31/18

VANN, Malik

TACKLES: 5, at Ohio State, 09/07/19 (3-2)
SACKS: 2.0, Miami (OH), 09/14/19 (2-0)
TFLS: 2.0, Miami (OH), 09/14/19 (2-0)
PASS BREAKUPS: 1, at Houston, 10/12/19

WARD, Taj

TACKLES: 4, Miami (OH), 09/14/19 (2-2)

WHITE, Jarell

POINTS SCORED: 6, East Carolina, 11/13/20
TOUCHDOWNS: 1, East Carolina, 11/13/20
ALL-PURPOSE YARDS: 26, East Carolina, 11/13/20
INTERCEPTIONS: 1, at UConn, 09/29/18; UCF, 10/04/19; East Carolina, 11/13/20
LONG INTERCEPTION RETURN: 26, East Carolina, 11/13/20
TACKLES: 15, Army, 09/26/20 (8-7)
SACKS: 1.0, Tulsa, 10/19/19 (1-0); at SMU, 10/24/20 (1-0); East Carolina, 11/13/20 (1-0)
TFLS: 2.0, at SMU, 10/24/20 (2-0); Temple, 11/23/19 (2-0); vs Virginia Tech, 12/31/18 (1-0)
FUMBLES FORCED: 1, UCF, 10/04/19; Tulsa, 10/19/19; Temple, 11/23/19
PASS BREAKUPS: 1, 5 times

WHYLE, Josh

POINTS SCORED: 6, 5 times
TOUCHDOWNS: 1, 5 times
RECEPTIONS: 5, Houston, 11/07/20; at UCF, 11/21/20
RECEIVING YARDS: 81, at UCF, 11/21/20 (5 receptions)
RECEIVING TDS: 1, 5 times
LONG RECEPTION: 32, UConn, 11/09/19
ALL-PURPOSE YARDS: 81, at UCF, 11/21/20
TACKLES: 1, Army, 09/26/20 (1-0); Tulsa, 12/19/20 (1-0)

WIGGINS, James

POINTS SCORED: 6, at SMU, 10/27/18
TOUCHDOWNS: 1, at SMU, 10/27/18
ALL-PURPOSE YARDS: 111, at SMU, 10/27/18
KICK RETURNS: 3, Ohio, 09/22/18; USF, 11/10/18
KICK RETURN YARDS: 61, Ohio, 09/22/18 (3 returns)
LONG KICK RETURN: 35, at UCLA, 09/01/18
INTERCEPTIONS: 1, 5 times
LONG INTERCEPTION RETURN: 86 [2nd], at SMU, 10/27/18
TACKLES: 10, at Temple, 10/20/18 (8-2)
SACKS: 1.0, Memphis, 10/31/20 (1-0)
TFLS: 1.0, three times
FUMBLES FORCED: 1 [t-9th], ECU, 11/23/18; Memphis, 10/31/20
PASS BREAKUPS: 2, Alabama A&M, 09/15/18

WRIGHT, Ethan

RECEPTIONS: 2, East Carolina, 11/13/20
RECEIVING YARDS: 21, East Carolina, 11/13/20 (2 receptions)
LONG RECEPTION: 13, East Carolina, 11/13/20
ALL-PURPOSE YARDS: 21, East Carolina, 11/13/20
TACKLES: 1, Memphis, 10/31/20 (1-0)

YOUNG, Cameron

POINTS SCORED: 6, East Carolina, 11/13/20
TOUCHDOWNS: 1, East Carolina, 11/13/20
RUSH ATTEMPTS: 1, Austin Peay, 09/19/20; East Carolina, 11/13/20
RUSH YARDS: 75, East Carolina, 11/13/20 (1 carries)
RUSH TDS: 1, East Carolina, 11/13/20
LONG RUSH: 75 [t-9th], East Carolina, 11/13/20
TOTAL OFFENSE ATTEMPTS: 1, twice
TOTAL OFFENSE YARDS: 75, East Carolina, 11/13/20 (75 rush, 0 pass)
ALL-PURPOSE YARDS: 75, East Carolina, 11/13/20

YOUNG, Michael

POINTS SCORED: 6, five times
TOUCHDOWNS: 1, five times
RUSH ATTEMPTS: 1, four times
RUSH YARDS: 6, Miami (OH), 09/30/17 (1 carry)
LONG RUSH: 6, Miami (OH), 09/30/17
RECEPTIONS: 5, Army, 09/26/20, Memphis, 10/31/20
RECEIVING YARDS: 66, at Wake Forest, 09/22/18 (1 reception)
RECEIVING TDS: 1, five times
LONG RECEPTION: 66, at Wake Forest, 09/22/18
ALL-PURPOSE YARDS: 112, at Northwestern, 11/03/18
KICK RETURNS: 3, at Northwestern, 11/03/18
KICK RETURN YARDS: 66, Vanderbilt, 09/15/18 (2 returns)
LONG KICK RETURN: 48, Vanderbilt, 09/15/18

2020 CINCINNATI FOOTBALL

STARTERS

OFFENSE	LT	LG	C	RG	RT	TE	WR	WR	WR	QB	RB
AUSTIN PEAY	Hudson	Cooper	Robinson	McConnell	Harper	Labelle	Thompson	Jackson	Young Jr.	Ridder	Doaks
ARMY WEST POINT	Hudson	Cooper	Robinson	McConnell	Harper	Labelle	Thompson	Jackson	Young Jr.	Ridder	Doaks
USF	Hudson	Cooper	Robinson	Woodside	Harper	Labelle	L. Taylor	Jackson	Young Jr.	Ridder	Doaks
@ SMU	Hudson	O'Quinn	Renfro	McConnell	Harper	Labelle	Pierce	Jackson	Young Jr.	Ridder	Doaks
MEMPHIS	Hudson	O'Quinn	Renfro	McConnell	Harper	L. Taylor	Pierce	Whyte	Young Jr.	Ridder	Doaks
HOUSTON	Hudson	O'Quinn	Renfro	McConnell	Harper	L. Taylor	Whyte	Jackson	Young Jr.	Ridder	Doaks
ECU	Hudson	O'Quinn	Renfro	McConnell	Harper	Wright	Jones	Jackson	Young Jr.	Ridder	Doaks
@ UCF	Hudson	O'Quinn	Renfro	McConnell	Harper	L. Taylor	Pierce	Jackson	Young Jr.	Ridder	Doaks
TULSA	Hudson	O'Quinn	Renfro	McConnell	Harper	L. Taylor	Labelle	Jackson	Young Jr.	Ridder	Doaks

vs. Georgia

DEFENSE	DE	DT	DE	WLB	MLB	SLB	CB	S	S	CB	NK
AUSTIN PEAY	Sanders	Brown	Ponder	Beavers	Dublancko	White	Gardner	Wiggins	Forrest	C. Bryant	Bush
ARMY WEST POINT	Sanders	Brown	Brooks (DT)	Ponder (DE)	Beavers	Dublancko	White (LB)	Wiggins	Forrest	C. Bryant	Pitts (J)
USF	Sanders	Brooks	Ponder	Beavers	Dublancko	White	Gardner	Wiggins	Forrest	C. Bryant	Bush
@ SMU	Sanders	Brooks	Ponder	Beavers	Dublancko	White	Gardner	Wiggins	Forrest	C. Bryant	Cook
MEMPHIS	Sanders	Brown	Ponder	Beavers	Dublancko	White	Gardner	Wiggins	Forrest	C. Bryant	Bush
HOUSTON	Sanders	J. Taylor	Ponder	Beavers	Dublancko	White	Gardner	Wiggins	Forrest	C. Bryant	Hicks
ECU	Sanders	J. Taylor	Ponder	Beavers	Dublancko	White	Gardner	Wiggins	Forrest	C. Bryant	Bush
@ UCF	Sanders	J. Taylor	Vann	Beavers	Dublancko	White	Gardner	Wiggins	Forrest	C. Bryant	Bush
TULSA	Sanders	Brooks	Ponder	Beavers	Tucky	White	Gardner	Wiggins	Forrest	C. Bryant	Bush

vs. Georgia

START CHART

PLAYER	2020	CAR.	CONS.	PLAYER	2020	CAR.	CONS.	PLAYER	2020	CAR.	CONS.
Darrian Beavers, LB	9	26 *	10	Wilson Huber, TE	0	1	0	Jabari Taylor, DT	3	11	0
Curtis Brooks, DT	4	5	1	James Hudson, OL	9	10	9	Leonard Taylor, TE	5	7	2
Marcus Brown, DT	3	9	0	Jayshon Jackson, WR	8	12	4	Jadon Thompson, WR	2	2	0
Ben Bryant, QB	0	1	0	Jordan Jones, WR	1	7 *	0	Tre Tucker, WR	0	11	0
Coby Bryant, CB	9	33	23	Bruno Labelle, TE	5	13	1	Ethan Tucky, J	1	2	1
Arquon Bush, CB	6	11	3	Vincent McConnell, OL	8	13	6	Malik Vann, DE	1	1	0
Bryan Cook, S	1	1	0	Lorenz Metz, OL	0	13	0	Jarell White, LB	9	23	9
Jeremy Cooper, OL	3	7	0	Dylan O'Quinn, OL	6	6	6	Josh Whyte, TE	2	2	0
Gerrid Doaks, RB	9	13	9	Alec Pierce, WR	3	16	0	James Wiggins, S	9	21	9
Joel Dublancko, LB	8	8	0	Michael Pitts, DE	1	21	0	Colin Woodside, OL	1	1	0
Jerome Ford, RB	0	1 *	0	Elijah Ponder, DT	8	22	1	Ethan Wright, RB	1	1	0
Darrick Forrest, S	9	35	27	Jake Renfro, OL	6	6	6	Michael Young Jr., WR	9	10 *	9
Ahmad Gardner, CB	8	14	7	Desmond Ridder, QB	9	34	11				
Darius Harper, OL	9	18	16	Jakari Robinson, OL	3	23	0				
Ja'Von Hicks, S	1	15	0	Myjai Sanders, DE	9	23	23				

* - Beavers started 7 games @ UConn (2018), Ford started 1 game @ Alabama (2019), Jones started 6 games at Arkansas (2017), Young started 1 game at Notre Dame (2019)

2020 CINCINNATI FOOTBALL

PARTICIPATION

NAME	GP/GS	APSU	ARMY	USF	SMU	MEM	HOU	ECU	UCF	TLS	UGA
36 ADAMS, Will	4/-	XXX	XXX	...	XXX	...	XXX	...
1A ANDERSON, Sammy	2/-	XXX	XXX
3B BACEVICH, Blake	5/-	XXX	XXX	XXX	...	XXX	XXX
40 BAKER, DeMarco	9/-	XXX	XXX	XXX	XXX	XXX	XXX	XXX	XXX	XXX	XXX
9X BALES, Alex	1/-	XXX	...
4B BAMMANN, Blake	1/-	XXX
27 BEAVERS, D.	9/9	START	START	START	START	START	START	START	START	START	START
17 BELL, Marquez	1/-	XXX
92 BROOKS, Curtis	8/4	XXX	START	START	START	...	XXX	XXX	XXX	START	...
99 BROWN, Marcus	9/3	START	START	XXX	XXX	START	XXX	XXX	XXX	XXX	XXX
6 BRYANT, Ben	8/-	XXX	XXX	...	XXX	XXX	XXX	XXX	XXX	XXX	...
7D BRYANT, Coby	9/9	START	START	START	START	START	START	START	START	START	START
1B BUMPHIS, Todd	2/-	XXX	XXX
9D BUSH, Arquan	8/6	START	XXX	START	XXX	START	...	START	START	START	START
6D COOK, Bryan	9/1	XXX	XXX	XXX	START	XXX	XXX	XXX	XXX	XXX	XXX
74 COOPER, Jeremy	8/3	START	START	START	...	XXX	XXX	XXX	XXX	XXX	XXX
2J DINGLE, Jacob	8/-	XXX	XXX	XXX	XXX	XXX	XXX	XXX	XXX
23 DOAKS, Gerrid	9/9	START	START	START	START	START	START	START	START	START	START
13 DONALDSON, D.	4/-	XXX	XXX	XXX	XXX
41 DUBLANKO, Joel	9/8	START	START	START	START	START	START	START	START	START	XXX
14 FISCHER, Wyatt	9/-	XXX	XXX	XXX	XXX	XXX	XXX	XXX	XXX	XXX	XXX
24 FORD, Jerome	9/-	XXX	XXX	XXX	XXX	XXX	XXX	XXX	XXX	XXX	XXX
5D FORREST, D.	9/9	START	START	START	START	START	START	START	START	START	START
16 GARDNER, Ahmad	9/8	START	XXX	START	START	START	START	START	START	START	START
5B HARPER, Darius	9/9	START	START	START	START	START	START	START	START	START	START
4 HARRIS, Justin	8/-	XXX	XXX	XXX	XXX	XXX	XXX	XXX	XXX
3D HICKS, Ja'Von	8/1	XXX	XXX	XXX	...	XXX	START	XXX	XXX	XXX	XXX
2D HUBER, Wilson	7/-	XXX	XXX	XXX	XXX	XXX	XXX	XXX	XXX
55 HUDSON, James	9/9	START	START	START	START	START	START	START	START	START	START
62 HUMMEL, Zach	3/-	XXX	XXX	XXX
10 INGLE, Brody	9/-	XXX	XXX	XXX	XXX	XXX	XXX	XXX	XXX	XXX	XXX
2 JACKSON, J.	9/8	START	START	START	START	XXX	START	START	START	START	START
1B JONES, Cam	8/-	XXX	XXX	XXX	...	XXX	XXX	XXX	XXX	XXX	XXX
2X JONES, Daved	6/-	XXX	XXX	XXX	...	XXX	XXX	XXX
5 JONES, Jordan	9/1	XXX	XXX	XXX	XXX	XXX	XXX	START	XXX	XXX	XXX
9B KEYS, Mychal	1/-	XXX
3K KIRK, Casey	2/-	XXX	XXX
30 KOPAYGORODSKY	9/-	XXX	XXX	XXX	XXX	XXX	XXX	XXX	XXX	XXX	XXX
87 LABELLE, Bruno	6/5	START	START	START	START	XXX	START	START
65 LAMB, Cody	9/-	XXX	XXX	XXX	XXX	XXX	XXX	XXX	XXX	XXX	XXX
47 LAWLER, Nate	8/-	XXX	XXX	...	XXX	XXX	XXX	XXX	XXX	XXX	XXX
16 LINDAUER, M.	2/-	XXX	XXX
5M MARTIN, Daeshon	1/-	XXX
0 MCCLELLAND, C.	4/-	XXX	XXX	XXX	XXX
77 MCCONNELL, V.	8/8	START	START	...	START	START	START	START	START	START	START
76 MENDIOLA, M.	1/-	XXX
51 METZ, Lorenz	7/-	XXX	XXX	XXX	XXX	XXX	XXX	XXX	XXX
31 MEYER, Nate	1/-	XXX
22 MONTGOMERY, R.	9/-	XXX	XXX	XXX	XXX	XXX	XXX	XXX	XXX	XXX	XXX
50 O'QUINN, Dylan	9/6	XXX	XXX	XXX	START	START	START	START	START	START	START
44 OAKES, Mick	5/-	XXX	...	XXX	...	XXX	XXX	XXX
2P PACE, Deshawn	7/-	XXX	...	XXX	...	XXX	XXX	XXX	XXX	XXX	XXX
96 PFEIFFER, C.	9/-	XXX	XXX	XXX	XXX	XXX	XXX	XXX	XXX	XXX	XXX
97 PHILLIPS, Eric	6/-	XXX	XXX	XXX	...	XXX	...	XXX
12 PIERCE, Alec	5/3	START	START	...	XXX	START	XXX	...
93 PONDER, Elijah	8/8	START	START	START	START	START	START	START	...	START	START
3 PRATER, Evan	1/-	XXX
56 RENFRO, Jake	7/6	XXX	START	START	START	START	START	START	START
9 RIDDER, Desmond	9/9	START	START	START	START	START	START	START	START	START	START
52 ROBINSON, J.	6/3	START	START	START	...	XXX	XXX	XXX
35 ROYER, Ryan	9/-	XXX	XXX	XXX	XXX	XXX	XXX	XXX	XXX	XXX	XXX
2S SANDERS, Mjaj	9/9	START	START	START	START	START	START	START	START	START	START
21 SCOTT, Tyler	9/-	XXX	XXX	XXX	XXX	XXX	XXX	XXX	XXX	XXX	XXX
39 SHEPPARD, J.	7/-	XXX	XXX	XXX	XXX	XXX	XXX	XXX	XXX
8B SINGLETARY, P.	4/-	XXX	XXX	XXX	XXX
1X SMITH, Cole	9/-	XXX	XXX	XXX	XXX	XXX	XXX	XXX	XXX	XXX	XXX
37 SMITH, James	9/-	XXX	XXX	XXX	XXX	XXX	XXX	XXX	XXX	XXX	XXX
90 TAYLOR, Jabari	9/3	XXX	XXX	XXX	XXX	XXX	START	START	START	START	XXX
11 TAYLOR, Leonard	9/5	XXX	XXX	START	XXX	START	START	XXX	START	START	START
2T THOMAS, Jaheim	4/-	XXX	...	XXX	...	XXX	...	XXX
20 THOMPSON, Jadon	6/2	START	START	XXX	...	XXX	XXX	XXX
7 TUCKER, Tre	9/-	XXX	XXX	XXX	XXX	XXX	XXX	XXX	XXX	XXX	XXX
19 TUCKY, Ethan	9/1	XXX	XXX	XXX	XXX	XXX	XXX	XXX	XXX	START	START
1V VAN FOSSEN, Ty	9/-	XXX	XXX	XXX	XXX	XXX	XXX	XXX	XXX	XXX	XXX
42 VANN, Malik	9/1	XXX	XXX	XXX	XXX	XXX	XXX	XXX	START	XXX	XXX
6B VOELKER, Ethan	1/-	XXX
1W WARD, Taj	8/-	XXX	XXX	XXX	XXX	XXX	XXX	XXX	...	XXX	XXX
8D WHITE, Jarell	9/9	START	START	START	START	START	START	START	START	START	START
81 WHYLE, Josh	9/2	XXX	XXX	XXX	XXX	START	START	XXX	XXX	XXX	XXX
1 WIGGINS, James	9/9	START	START	START	START	START	START	START	START	START	START
75 WILLIAMS, John	4/-	XXX	XXX	XXX	XXX
34 WOOTLY, Justin	2/-	XXX	...	XXX
71 WOODSIDE, Colin	9/1	XXX	XXX	START	XXX	XXX	XXX	XXX	XXX	XXX	XXX
33 WRIGHT, Ethan	6/1	XXX	XXX	XXX	START	XXX	XXX	XXX
25 YOUNG, Cameron	2/-	XXX	XXX
8 YOUNG, Michael	9/9	START	START	START	START	START	START	START	START	START	START

2020 CINCINNATI FOOTBALL

LONG PLAYS

YDS.	TYPE	PLAYER(S)	OPP.
*97	KR	TUCKER, Tre	USF
*91	Rush	RIDDER, Desmond	SMU
*75	Rush	YOUNG, Cameron	East Carolina
72	Rush	DOAKS, Gerrid	Houston
*60	Pass	DOAKS, Gerrid from RIDDER, Desmond	Army
48	Rush	DOAKS, Gerrid	Houston
*48	Rush	FORD, Jerome	Memphis
*45	Pass	TUCKER, Tre from RIDDER, Desmond	East Carolina
45	Pass	JACKSON, J. from RIDDER, Desmond	Memphis
45	KR	TUCKER, Tre	Houston
45	Pass	JACKSON, J. from RIDDER, Desmond	Army
45	Pass	PIERCE, Alec from RIDDER, Desmond	Tulsa
*43	Pass	PIERCE, Alec from RIDDER, Desmond	Memphis
*42	Rush	FORD, Jerome	Tulsa
*40	Rush	BRYANT, Ben	Austin Peay
38	Rush	RIDDER, Desmond	Austin Peay
*36	Pass	PIERCE, Alec from RIDDER, Desmond	Tulsa
36	Pass	JONES, Jordan from RIDDER, Desmond	East Carolina
*35	Rush	DOAKS, Gerrid	SMU
35	Pass	PIERCE, Alec from RIDDER, Desmond	UCF
35	Pass	JACKSON, J. from RIDDER, Desmond	USF
34	Pass	JONES, Jordan from RIDDER, Desmond	UCF
*33	Rush	FORD, Jerome	Memphis
*33	Pass	YOUNG, Michael from RIDDER, Desmond	East Carolina
32	KR	MONTGOMERY, R.	Tulsa
*32	Rush	RIDDER, Desmond	Houston
*32	Rush	RIDDER, Desmond	SMU
*32	Pass	DOAKS, Gerrid from RIDDER, Desmond	Austin Peay
31	Pass	PIERCE, Alec from RIDDER, Desmond	Tulsa
31	INT	BUSH, Arquan	Austin Peay
30	Pass	WHYLE, Josh from RIDDER, Desmond	Austin Peay
30	KR	TUCKER, Tre	Tulsa
30	KR	TUCKER, Tre	Tulsa
29	KR	TUCKER, Tre	Tulsa
29	Rush	DUBLANKO, Joel	East Carolina
*29	Pass	TUCKER, Tre from RIDDER, Desmond	Austin Peay
*29	Pass	WHYLE, Josh from RIDDER, Desmond	UCF
27	Rush	RIDDER, Desmond	East Carolina
27	Pass	WHYLE, Josh from RIDDER, Desmond	Tulsa
27	KR	TUCKER, Tre	Army

YDS.	TYPE	PLAYER(S)	OPP.
27	Pass	YOUNG, Michael from RIDDER, Desmond	Army
26	KR	MONTGOMERY, R.	East Carolina
26	Pass	DOAKS, Gerrid from RIDDER, Desmond	Austin Peay
26	Rush	RIDDER, Desmond	USF
*26	INT	WHITE, Jarell	East Carolina
26	Rush	RIDDER, Desmond	East Carolina
25	Pass	TAYLOR, Leonard from RIDDER, Desmond	Memphis
*24	Rush	FORD, Jerome	East Carolina
24	Rush	FORD, Jerome	SMU
24	INT	BRYANT, Coby	East Carolina
24	Rush	RIDDER, Desmond	SMU
23	Pass	WHYLE, Josh from RIDDER, Desmond	Austin Peay
22	KR	TUCKER, Tre	Tulsa
22	Pass	TUCKER, Tre from RIDDER, Desmond	UCF
22	KR	TUCKER, Tre	SMU
22	Rush	MCCLELLAND, C.	Austin Peay
*21	Pass	TUCKER, Tre from RIDDER, Desmond	Memphis
21	Rush	RIDDER, Desmond	Austin Peay
21	Pass	LABELLE, Bruno from BRYANT, Ben	Austin Peay
21	KR	TUCKER, Tre	SMU
21	PR	MONTGOMERY, R.	Tulsa
20	Rush	SCOTT, Tyler	Austin Peay
20	Rush	DOAKS, Gerrid	East Carolina
20	Rush	RIDDER, Desmond	UCF
20	Pass	JACKSON, J. from RIDDER, Desmond	East Carolina
20	Pass	TAYLOR, Leonard from RIDDER, Desmond	UCF
20	Pass	PIERCE, Alec from RIDDER, Desmond	Tulsa
20	Pass	TAYLOR, Leonard from RIDDER, Desmond	UCF
20	PR	MONTGOMERY, R.	Army
20	Rush	FORD, Jerome	East Carolina
20	INT	FORREST, D.	UCF
20	Pass	WHYLE, Josh from RIDDER, Desmond	UCF

* touchdown scored on play

BY PLAYER

PLAYER	NO.	TD	R	P	KR	PR	IR	FR
TUCKER, Tre	13	4	0	4	9	0	0	0
RIDDER, Desmond	10	3	10	0	0	0	0	0
DOAKS, Gerrid	7	3	4	3	0	0	0	0
FORD, Jerome	6	4	6	0	0	0	0	0
PIERCE, Alec	6	2	0	6	0	0	0	0
WHYLE, Josh	5	1	0	5	0	0	0	0
JACKSON, J.	4	0	0	4	0	0	0	0
MONTGOMERY, R.	4	0	0	0	2	2	0	0
TAYLOR, Leonard	3	0	0	3	0	0	0	0
YOUNG, Michael	2	1	0	2	0	0	0	0
JONES, Jordan	2	0	0	2	0	0	0	0
YOUNG, Cameron	1	1	1	0	0	0	0	0
BRYANT, Ben	1	1	1	0	0	0	0	0
WHITE, Jarell	1	1	0	0	0	0	1	0
DUBLANKO, Joel	1	0	1	0	0	0	0	0
BUSH, Arquan	1	0	0	0	0	0	1	0
BRYANT, Coby	1	0	0	0	0	0	1	0
MCCLELLAND, C.	1	0	1	0	0	0	0	0
LABELLE, Bruno	1	0	0	1	0	0	0	0
SCOTT, Tyler	1	0	1	0	0	0	0	0
FORREST, D.	1	0	0	0	0	0	1	0
TOTAL	72	21	25	30	11	2	4	0

BY NUMBER

PLAYS BY YARDS	NO.	TD
100+	0	0
90-99	2	2
80-89	0	0
70-79	2	1
60-69	1	1
50-59	0	0
40-49	10	5
30-39	18	7
20-29	39	5

PLAYS BY TYPE	NO.	TD
Rushing	25	10
Passing	30	9
Punt returns	2	0
Kick returns	11	1
Interceptions	4	1
Fumble returns	0	0
Other	0	0
TOTAL	72	21

BY GAME

GAME	NO.	TD	R	P	KR	PR	IR	FR
AUSTIN PEAY	12	3	5	6	0	0	1	0
ARMY WEST POINT	5	1	0	3	1	1	0	0
USF	3	1	1	2	1	0	0	0
@ SMU	7	3	5	0	2	0	0	0
MEMPHIS	6	4	2	4	0	0	0	0
HOUSTON	4	1	3	0	1	0	0	0
ECU	18	6	10	4	2	0	2	0
@ UCF	9	1	1	7	0	0	1	0
TULSA	12	2	1	5	5	1	0	0
vs. Georgia								
TOTAL	72	21	25	30	11	2	4	0

SEPT. 19 AUSTIN PEAY

SCORING PLAY	QTR	CLOCK	PLAYS	YDS	TIME
Tucker 29-yard pass from Ridder	1	13:21	5	74	1:39
Doaks 1-yard run	1	00:33	13	71	5:43
Doaks 1-yard run	2	12:01	5	55	2:04
Doaks 2-yard run	2	03:39	8	71	4:33
Doaks 32-yard pass from Ridder	3	03:55	7	51	3:02
Ford 2-yard run	3	01:13	3	15	0:37
B. Bryant 40-yard run	4	13:39	4	67	1:12
Whyte 8-yard pass from B. Bryant	4	07:59	6	66	1:16

SEPT. 26 #22 ARMY WEST POINT

SCORING PLAY	QTR	CLOCK	PLAYS	YDS	TIME
C. Smith 33-yard field goal	1	10:50	8	48	3:19
M. Young Jr. 12-yard pass from Ridder	2	07:25	14	91	6:10
Ford 4-yard run	3	08:00	7	60	2:48
Doaks 60-yard pass from Ridder	4	06:55	2	68	0:51

OCT. 3 USF

SCORING PLAY	QTR	CLOCK	PLAYS	YDS	TIME
Doaks 10-yard run	1	04:28	13	92	6:02
Whyte 13-yard pass from Ridder	2	00:39	11	65	4:53
Labelle 3-yard pass from Ridder	3	04:01	8	67	4:10
Tucker 97-yard kickoff return	3	00:36			

OCT. 24 @ #16 SMU

SCORING PLAY	QTR	CLOCK	PLAYS	YDS	TIME
Whyte 7-yard pass from Ridder	1	06:05	12	70	5:32
Ridder 15-yard run	1	02:20	4	50	1:41
Doaks 1-yard run	3	06:13	11	70	5:22
Ridder 32-yard run	3	03:22	3	64	1:41
Ridder 91-yard run	4	04:39	1	91	0:16
Doaks 35-yard run	4	02:03	3	43	1:31

OCT. 31 MEMPHIS

SCORING PLAY	QTR	CLOCK	PLAYS	YDS	TIME
Pierce 43-yard pass from Ridder	1	09:15	6	75	2:18
Ridder 13-yard run	2	13:58	11	75	5:09
M. Young Jr. 6-yard pass from Ridder	2	04:04	8	70	4:14
Ridder 9-yard run	3	06:23	9	90	4:53
Tucker 21-yard pass from Ridder	3	01:29	5	55	2:41
Ford 33-yard run	4	08:02	1	35	0:08
Ford 48-yard run	4	01:30	6	67	3:42

NOV. 7 HOUSTON

SCORING PLAY	QTR	CLOCK	PLAYS	YDS	TIME
Doaks 2-yard run	1	08:51	5	84	2:20
Ridder 10-yard run	2	07:53	10	75	3:56
Ridder 32-yard run	2	01:40	6	75	2:37
Whyte 4-yard pass from Ridder	2	00:13	3	55	0:28
C. Smith 32-yard field goal	3	05:48	17	60	9:12
Ridder 12-yard run	4	14:15	10	85	3:49

NOV. 13 EAST CAROLINA

SCORING PLAY	QTR	CLOCK	PLAYS	YDS	TIME
M. Young Jr. 33-yard pass from Ridder	1	09:14	10	79	4:34
White 26-yard interception return	2	14:52			
Ford 24-yard run	2	08:23	6	70	2:09
Tucker 45-yard TD pass from Ridder	2	05:18	1	45	0:07
Ridder 7-yard run	2	01:32	7	53	3:04
Jackson 12-yard pass from Ridder	3	00:29	11	85	5:46
Ford 1-yard run	4	05:41	9	75	4:37
C. Young 75-yard run	4	00:10	1	75	0:07

NOV. 21 @ UCF

SCORING PLAY	QTR	CLOCK	PLAYS	YDS	TIME
C. Smith 47-yard field goal	1	10:10	6	35	2:34
Whyte 29-yard pass from Ridder	2	11:37	5	73	1:22
C. Smith 26-yard field goal	2	03:14	10	68	5:31
Ridder 3-yard run	2	01:23	5	70	0:43
C. Smith 22-yard field goal	3	06:29	16	87	8:31
Ridder 1-yard run	4	13:07	4	16	1:01
Taylor 7-yard pass from Ridder	4	07:15	10	71	5:14

DEC. 19 #23 TULSA

SCORING PLAY	QTR	CLOCK	PLAYS	YDS	TIME
Ford 42-yard run	1	08:56	4	75	1:54
C. Smith 25-yard field goal	1	00:05	11	72	5:46
Pierce 36-yard pass from Ridder	2	03:17	5	64	2:04
Ridder 10-yard run	3	07:14	6	65	2:46
C. Smith 34-yard field goal	4	00:00	12	51	3:34

DRIVE SUMMARIES

AVERAGE SCORING DRIVE/PLAY STATS

Plays: 6.8 per drive Yards: 70.1 per drive Avg. Drive Time: 2:56

BY THE NUMBERS

SCORING DRIVES - 53

PLAYS 363
YARDS 3,713
SECONDS 9,368

LONGEST

Longest drive (time):

9:12 vs. Houston
17 plays, 60 yards, C. Smith 32-yard field goal

Longest drive (yards):

92 yards vs. USF
13 plays, 6:02, Doaks 10-yard run

SHORTEST

Shortest drive (time):

0:07 vs. East Carolina (twice)
1 play, 45/75 yds, Tucker 45-yd pass from Ridder / C. Young 75-yd run

Shortest drive (yards):

15 yards vs. Austin Peay
3 plays, 0:37 yard, Ford 2-yard run

2020 CINCINNATI FOOTBALL

DRIVE CHART / POSSESSION

CINCINNATI SEASON DRIVE CHART

OPPONENT	TOTAL DRIVES	TOTAL YARDS	AVG. START POSITION	START IN OPP.	HOW ENDED						
					TD	FG	MISSED FG	PUNT	DOWNES	TO	CLOCK
AUSTIN PEAY	12	525	Own 38	2	8	0	0	1	0	1	2
ARMY WEST POINT	14	331	Own 34	2	3	1	0	5	1	2	2
USF	12	332	Own 42	5	3	0	1	4	0	4	0
@ SMU	13	439	Own 30	2	6	0	0	5	0	2	0
MEMPHIS	13	513	Own 29	1	7	0	0	4	0	1	1
HOUSTON	12	510	Own 27	1	5	1	0	4	0	1	1
ECU	12	653	Own 29	4	8	0	0	2	1	1	1
@ UCF	14	482	Own 33	2	4	3	0	4	1	1	0
TULSA	13	420	Own 34	1	3	2	1	3	1	2	1
vs. Georgia											
TOTALS	115	4,205	Own 33	20	47	7	2	32	4	15	8

Note: Non-offensive touchdowns and turnovers on punt returns and kick returns are not counted as drives.

OPPONENT SEASON DRIVE CHART

OPPONENT	TOTAL DRIVES	TOTAL YARDS	AVG. START POSITION	START IN OPP.	HOW ENDED						
					TD	FG	MISSED FG	PUNT	DOWNES	TO	CLOCK
AUSTIN PEAY	11	353	Own 22	0	2	2	0	5	1	1	0
ARMY WEST POINT	12	276	Own 24	1	0	1	0	7	2	2	0
USF	14	291	Own 29	2	1	0	1	3	2	6	2
@ SMU	14	290	Own 31	2	1	2	1	5	4	1	0
MEMPHIS	13	321	Own 20	0	1	1	0	6	3	1	1
HOUSTON	12	282	Own 23	0	1	1	0	7	0	2	1
ECU	13	293	Own 24	0	2	1	0	5	0	4	1
@ UCF	14	359	Own 27	1	4	1	0	6	1	1	1
TULSA	12	365	Own 28	2	3	1	1	5	0	2	0
vs. Georgia											
TOTALS	115	2,830	Own 25	8	15	10	3	49	13	20	6

Note: Non-offensive touchdowns and turnovers on punt returns and kick returns are not counted as drives.

TIME OF POSSESSION

DATE	OPPONENT	SCORE	OVERALL	1ST QTR	2ND QTR	3RD QTR	4TH QTR
09/19	AUSTIN PEAY	W	55-20	26:54	7:27	4:35	7:25
09/26	ARMY WEST POINT	W	24-10	29:28	6:31	8:12	9:04
10/03	USF	W	28-7	36:24	10:03	8:24	9:56
10/24	@ SMU	W	42-13	27:15	8:47	3:23	4:51
10/31	MEMPHIS	W	49-10	34:50	10:41	8:32	8:03
11/07	HOUSTON	W	38-10	32:29	6:21	7:11	6:41
11/13	ECU	W	55-17	30:10	8:44	7:09	4:44
11/21	@ UCF	W	36-33	37:08	6:32	7:37	10:41
12/19	TULSA	W	27-24	33:57	9:16	6:16	10:34
01/02	vs. Georgia						

CINCINNATI	Total	288:35	74:22	64:11	78:03	71:59
	Avg.	32:03	8:15	7:07	8:40	7:59
OPPONENTS	Total	251:24	60:38	70:49	56:57	63:00
	Avg.	27:56	6:44	7:52	6:19	7:00

CINCINNATI IN THE RED ZONE (34 of 42 / 81.0%)

										----- FAILED TO SCORE INSIDE RZ -----					
DATE	OPPONENT	SCORE	#	RZS	RZP	TDs	RTD	PTD	FGM	FGA	DOWNS	INT	FMB	HALF	GAME
09/19	AUSTIN PEAY	W, 55-20	5	5	35	5	4	1	0	0	0	0	0	0	0
09/26	ARMY WEST POINT	W, 24-10	4	3	17	2	1	1	1	0	1	0	0	0	0
10/03	USF	W, 28-7	5	3	21	3	1	2	0	1	0	1	0	0	0
10/24	@ SMU	W, 42-13	3	3	21	3	2	1	0	0	0	0	0	0	0
10/31	MEMPHIS	W, 49-10	4	4	28	4	2	2	0	0	0	0	0	0	0
11/07	HOUSTON	W, 38-10	5	5	31	4	3	1	1	0	0	0	0	0	0
11/13	ECU	W, 55-17	5	3	21	3	2	1	0	0	1	0	1	0	0
11/21	@ UCF	W, 36-33	6	5	26	3	2	1	2	0	1	0	0	0	0
12/19	TULSA	W, 27-24	5	3	13	1	1	0	2	1	1	0	0	0	0
01/01	vs. Georgia														
TOTALS			42	34	213	28	18	10	6	2	4	1	1	0	0

OPPONENTS IN THE RED ZONE (21 of 28 / 75.0%)

										----- FAILED TO SCORE INSIDE RZ -----					
DATE	OPPONENT	SCORE	#	RZS	RZP	TDs	RTD	PTD	FGM	FGA	DOWNS	INT	FMB	HALF	GAME
09/19	AUSTIN PEAY	W, 55-20	3	3	13	1	1	0	2	0	0	0	0	0	0
09/26	ARMY WEST POINT	W, 24-10	3	1	3	0	0	0	1	0	2	0	0	0	0
10/03	USF	W, 28-7	1	1	7	1	1	0	0	0	0	0	0	0	0
10/24	@ SMU	W, 42-13	5	3	13	1	0	1	2	0	2	0	0	0	0
10/31	MEMPHIS	W, 49-10	1	0	0	0	0	0	0	0	1	0	0	0	0
11/07	HOUSTON	W, 38-10	2	2	10	1	1	0	1	0	0	0	0	0	0
11/13	ECU	W, 55-17	4	3	17	2	2	0	1	0	0	1	0	0	0
11/21	@ UCF	W, 36-33	5	5	33	4	1	3	1	0	0	0	0	0	0
12/19	TULSA	W, 27-24	4	3	21	3	2	1	0	1	0	0	0	0	0
01/01	vs. Georgia														
TOTALS			28	21	117	13	8	5	8	1	5	1	0	0	0

OVERTIME GAMES

YEAR	OPPONENT	W/L	LENGTH	REGULATION	FINAL
1996	Miami (Ohio)	W	3OT	17-17	30-23
1997	at Houston *	L	2OT	31-31	41-38
	at Miami (Ohio)	W	2OT	24-24	34-31
1999	UAB *	L	OT	21-21	24-21
2000	at Wisconsin	L	OT	22-22	28-25
	at Memphis *	W	OT	10-10	13-10
2002	TCU *	W	OT	29-29	36-29
2003	Temple	W	3OT	24-24	30-24
	at USF *	L	2OT	10-10	24-17
2008	at No. 20 West Virginia *	W	OT	20-20	26-23
2012	at No. 16/14 Louisville *	L	OT	31-31	34-31
2013	No. 19/16 Louisville *	L	OT	24-24	31-24
2016	at Tulsa *	L	OT	34-34	40-37
2017	SMU *	L	OT	28-28	31-28
2018	at Temple *	L	OT	17-17	24-17
	at SMU *	W	OT	20-20	26-20

CINCINNATI'S RECORD IN...

All Overtime Games	7-9
One Overtime:	4-7
Two Overtimes:	1-2
Three Overtimes:	2-0
Overtime at Home	3-3
Overtime on the Road	4-6
Overtime Conference Games	4-8
Overtime Non-Conference Games	3-1
Overtime Coin Toss	8-8

POSSESSION RESULT	CINCINNATI	OPP.
Touchdowns	8	7
Field Goals	6	7
Missed Field Goals	0	3
Turnovers	6	5

* - Conference Game

GAME-BY-GAME CAPSULES



AUSTIN PEAY
SEPTEMBER 19, 2020
 NIPPERT STADIUM

	1	2	3	4	F
Austin Peay	3	0	3	14	- 20
13/14 Cincinnati	14	14	14	13	- 55

SCORING PLAYS

- 1st 13:21 CIN Tucker 29 yd pass from Ridder (C. Smith kick)**
5-74 1:39, APSU 0 - CIN 7
- 06:21 AP Paulette 30 yd field goal**
14-62 6:53, APSU 3 - CIN 7
- 00:33 CIN Doaks 1 yd run (C. Smith kick)**
13-81 5:43, APSU 3 - CIN 14
- 2nd 12:01 CIN Doaks 1 yd run (C. Smith kick)**
5-55 2:04, APSU 3 - CIN 21
- 03:39 CIN Doaks 2 yd run (C. Smith kick)**
8-71 4:33, APSU 3 - CIN 28
- 3rd 09:02 AP Paulette 29 yd field goal**
15-63 5:58, APSU 6 - CIN 28
- 03:55 CIN Doaks 32 yd pass from Ridder (C. Smith kick)**
7-51 3:02, APSU 6 - CIN 35
- 01:13 CIN Ford 2 yd run (C. Smith kick)**
3-15 0:37, APSU 6 - CIN 42
- 4th 13:39 CIN B. Bryant 40 yd run (C. Smith kick failed)**
4-67 1:12, APSU 6 - CIN 48
- 09:16 AP Evans 1 yd run (Paulette kick)**
10-75 4:23, APSU 13 - CIN 48
- 07:59 CIN Whyle 8 yd pass from B. Bryant (C. Smith kick)**
6-66 1:16, APSU 13 - CIN 55
- 05:54 AP Evans 64 yd run (Paulette kick)**
4-75 2:05, APSU 20 - CIN 55

	APSU	CIN
FIRST DOWNS.....	18	24
RUSHES-YARDS (NET).....	37-140	41-276
PASSING YDS (NET).....	213	249
Passes Att-Comp-Int.....	39-22-1	26-17-0
TOTAL OFFENSE PLAYS-YARDS.....	76-353	67-525
Fumble Returns-Yards.....	1-4	0-0
Punt Returns-Yards.....	1-0	2-7
Kickoff Returns-Yards.....	3-46	2-31
Interception Returns-Yards.....	0-0	1-31
Punts (Number-Avg).....	5-34.0	1-41.0
Fumbles-Lost.....	0-0	4-1
Penalties-Yards.....	7-53	5-45
Possession Time.....	33:06	26:54
Third-Down Conversions.....	7 of 19	6 of 10
Fourth-Down Conversions.....	4 of 5	2 of 2
Red-Zone Scores-Chances.....	3-3	5-5
Sacks By: Number-Yards.....	2-5	1-7

RUSHING: Austin Peay-EVANS JR, CJ 12-88; SNEAD, Brian 10-36; ROBINSON, Bryce 3-13; WILSON, Jarriel 2-6; OATSVALL, Jerem 9-2; HARLEY, Baniko 1-minus 5. Cincinnati-RIDDER, Desmond 4-57; BRYANT, Ben 4-55; MCCLELLAND, C 5-47; FORD, Jerome 7-28; SCOTT, Tyler 1-20; DOAKS, Gerrid 10-20; MONTGOMERY, R. 5-18; LINDAUER, M. 2-15; YOUNG, Cameron 1-12; PRATER, Evan 2-4.

PASSING: Austin Peay-OATSVALL, Jerem 20-34-1-202; ROBINSON, Bryce 2-5-0-11. Cincinnati-RIDDER, Desmond 13-19-0-196; BRYANT, Ben 4-7-0-53.

RECEIVING: Austin Peay-HARLEY, Baniko 4-94; WILSON, DeAngel 4-44; POLLARD, Geordo 3-36; MINTER, Eugene 3-14; EVANS JR, CJ 3-7; LANIER, Brandon 2-11; SNEAD, Brian 2-6; CARTER JR, Armo 1-1. Cincinnati-DOAKS, Gerrid 4-64; WHYLE, Josh 3-61; LABELLE, Bruno 3-36; TAYLOR, Leonard 2-21; YOUNG, Michael 2-10; TUCKER, Tre 1-29; THOMPSON, Jadon 1-18; JACKSON, J. 1-10.



22 ARMY WEST POINT
SEPTEMBER 26, 2020
 NIPPERT STADIUM

	1	2	3	4	F
22 Army	7	0	0	3	- 10
14 Cincinnati	3	7	7	7	- 24

SCORING PLAYS

- 1st 14:09 AWP Moore 41 yd fumble recovery (Salysers kick)**
ARMY 7 - CIN 0
- 10:50 CIN C. Smith 33 yd field goal**
8-48 3:19, ARMY 7 - CIN 3
- 2nd 07:25 CIN M. Young Jr. 12 yd pass from Ridder (C. Smith kick)**
14-91 6:10, ARMY 7 - CIN 10
- 3rd 08:00 CIN Ford 4 yd run (C. Smith kick)**
7-60 2:48, ARMY 7 - CIN 17
- 4th 14:56 AWP Salysers 36 yd field goal**
9-73 4:59, ARMY 10 - CIN 17
- 06:55 CIN Doaks 60 yd pass from Ridder (C. Smith kick)**
2-68 0:51, ARMY 10 - CIN 24

	ARMY	CIN
FIRST DOWNS.....	18	14
RUSHES-YARDS (NET).....	43-182	35-69
PASSING YDS (NET).....	94	262
Passes Att-Comp-Int.....	21-9-1	34-19-1
TOTAL OFFENSE PLAYS-YARDS.....	64-276	69-331
Fumble Returns-Yards.....	1-41	0-0
Punt Returns-Yards.....	4-44	4-48
Kickoff Returns-Yards.....	0-0	1-27
Interception Returns-Yards.....	1-0	1-19
Punts (Number-Avg).....	7-40.7	5-46.2
Fumbles-Lost.....	1-1	1-1
Penalties-Yards.....	10-87	7-79
Possession Time.....	30:32	29:28
Third-Down Conversions.....	3 of 13	8 of 18
Fourth-Down Conversions.....	0 of 2	0 of 1
Red-Zone Scores-Chances.....	1-3	3-4
Sacks By: Number-Yards.....	1-11	1-7

RUSHING: Army-Anderson, C. 22-81; Hobbs, Artice 5-42; Barnard, Cade 1-28; McCoy, Sandon 6-13; Buchanan, J. 5-9; Robinson, T. 1-7; Parrish, C. 1-4; Adkins, Anthony 1-0; Walters, B. 1-minus 2. Cincinnati-FORD, Jerome 8-34; MCCLELLAND, C 6-30; DOAKS, Gerrid 10-23; MONTGOMERY, R. 1-1; TEAM 3-minus 5; RIDDER, Desmond 7-minus 14.

PASSING: Army-Anderson, C. 9-21-1-94. Cincinnati-RIDDER, Desmond 18-33-1-258; BRYANT, Ben 1-1-0-4.

RECEIVING: Army-Roberts, M. 3-46; Donaldson, R. 2-18; Robinson, T. 1-15; Walters, B. 1-13; Hobbs, Artice 1-6; McCoy, Sandon 1-minus 4. Cincinnati-YOUNG, Michael 5-60; JACKSON, J. 4-75; THOMPSON, Jadon 2-20; TUCKER, Tre 2-13; DOAKS, Gerrid 1-60; WHYLE, Josh 1-14; JONES, Jordan 1-8; TAYLOR, Leonard 1-5; MCCLELLAND, C 1-5; LABELLE, Bruno 1-2.



USF
OCTOBER 3, 2020
 NIPPERT STADIUM

	1	2	3	4	F
USF	0	0	7	0	- 7
15 Cincinnati	7	7	14	0	- 28

SCORING PLAYS

- 1st 04:28 CIN Doaks 10 yd run (C. Smith kick)**
13-92 6:02, USF 0 - CIN 7
- 2nd 00:39 CIN Whyle 13 yd pass from Ridder (C. Smith kick)**
11-65 4:53, USF 0 - CIN 14
- 3rd 04:01 CIN Labelle 3 yd pass from Ridder (C. Smith kick)**
8-67 4:10, USF 0 - CIN 21
- 00:49 USF Ford 2 yd run (Sackett kick)**
10-65 3:06, USF 7 - CIN 21
- 00:36 CIN Tucker 97 yd kickoff return (C. Smith kick)**
USF 7 - CIN 28

	USF	CIN
FIRST DOWNS.....	19	22
RUSHES-YARDS (NET).....	33-83	45-189
PASSING YDS (NET).....	208	143
Passes Att-Comp-Int.....	41-21-5	26-16-3
TOTAL OFFENSE PLAYS-YARDS.....	74-291	71-332
Fumble Returns-Yards.....	0-0	0-0
Punt Returns-Yards.....	0-0	1-7
Kickoff Returns-Yards.....	2-95	2-111
Interception Returns-Yards.....	3-5	5-9
Punts (Number-Avg).....	3-37.0	4-46.8
Fumbles-Lost.....	1-0	1-1
Penalties-Yards.....	3-40	7-52
Possession Time.....	23:36	36:24
Third-Down Conversions.....	5 of 13	10 of 17
Fourth-Down Conversions.....	1 of 3	1 of 1
Red-Zone Scores-Chances.....	1-1	3-5
Sacks By: Number-Yards.....	1-7	3-22

RUSHING: USF-PARKER, Leonard 7-51; JOINER, Kelly 12-36; FORD, Johnny 9-12; MARSH, Katravis 1-2; McCLOUD, Jordan 4-minus 18. Cincinnati-DOAKS, Gerrid 22-102; MCCLELLAND, C. 8-33; RIDDER, Desmond 4-28; FORD, Jerome 9-25; MONTGOMERY, R. 2-1.

PASSING: USF-McCLOUD, Jordan 12-21-2-137; MARSH, Katravis 6-13-3-39; FORTIN, Cade 2-6-0-14; ST. FELIX, R 1-1-0-18. Cincinnati-RIDDER, Desmond 16-26-3-143.

RECEIVING: USF-FORD, Johnny 5-43; DUJES, DeVontre 3-47; BRINKMAN, Mitch 3-36; MILLER, Bryce 2-15; CARTER, Chris 2-4; JOINER, Kelly 2-3; McCLOUD, Jordan 1-18; WILLIAMS, L 1-16; DOLLISON, O 1-15; ST. FELIX, R 1-11. Cincinnati-JACKSON, J. 3-47; LABELLE, Bruno 3-9; TUCKER, Tre 2-19; YOUNG, Michael 2-12; WHYLE, Josh 1-13; JONES, Jordan 1-13; TAYLOR, Leonard 1-11; FORD, Jerome 1-10; DOAKS, Gerrid 1-6; THOMPSON, Jadon 1-3.



@ 16 SMU
OCTOBER 24, 2020
 FORD STADIUM

	1	2	3	4	F
9/10 Cincinnati	14	0	14	14	- 42
16 SMU	0	10	0	3	- 13

SCORING PLAYS

- 1st 06:05 CIN Whyle 7 yd pass from Ridder [C. Smith kick]**
12-70 5:32, CIN 7 - SMU 0
- 02:20 CIN Ridder 15 yd run [C. Smith kick]**
4-50 1:41, CIN 14 - SMU 0
- 2nd 06:23 SMU Rice 9 yd pass from Buechele [Naggar kick]**
17-83 7:19, CIN 14 - SMU 7
- 00:00 SMU Naggar 26 yd field goal**
8-63 2:50, CIN 14 - SMU 10
- 3rd 06:13 CIN Doaks 1 yd run [C. Smith kick]**
11-70 5:22, CIN 21 - SMU 10
- 03:22 CIN Ridder 32 yd run [C. Smith kick]**
3-64 1:41, CIN 28 - SMU 10
- 4th 11:57 SMU Naggar 22 yd field goal**
11-82 3:26, CIN 28 - SMU 13
- 04:39 CIN Ridder 91 yd run [C. Smith kick]**
1-91 0:16, CIN 35 - SMU 13
- 02:03 CIN Doaks 35 yd run [C. Smith kick]**
3-43 1:31, CIN 42 - SMU 13

	CIN	SMU
FIRST DOWNS.....	17	22
RUSHES-YARDS (NET).....	35-313	39-75
PASSING YDS (NET).....	126	215
Passes Att-Comp-Int.....	21-13-0	46-24-1
TOTAL OFFENSE PLAYS-YARDS.....	56-439	85-290
Fumble Returns-Yards.....	0-0	0-0
Punt Returns-Yards.....	0-0	2-18
Kickoff Returns-Yards.....	2-43	4-85
Interception Returns-Yards.....	1-2	0-0
Punts (Number-Avg).....	5-45.8	5-39.2
Fumbles-Lost.....	3-2	1-0
Penalties-Yards.....	12-126	6-60
Possession Time.....	27:15	32:45
Third-Down Conversions.....	7 of 13	7 of 20
Fourth-Down Conversions.....	1 of 1	1 of 5
Red-Zone Scores-Chances.....	3-3	3-5
Sacks By: Number-Yards.....	5-39	0-0

RUSHING: Cincinnati-RIDDER, Desmond 8-179; DOAKS, Gerrid 20-105; FORD, Jerome 4-24; MCCLELLAND, C. 3-5. SMU-BENTLEY IV, U. 16-40; LAVINE, Tyler 9-30; BUECHELE, Shane 11-13; WILLIAMS, T. 2-4; GIPSON, T. 1-minus 12.

PASSING: Cincinnati-RIDDER, Desmond 13-21-0-126. SMU-BUECHELE, Shane 23-44-1-216; PAGE, Tyler 0-1-0-0; GIPSON, T. 1-1-0-minus 1.

RECEIVING: Cincinnati-PIERCE, Alec 3-22; TUCKER, Tre 2-24; JACKSON, J. 2-21; WHYLE, Josh 2-16; YOUNG, Michael 1-19; JONES, Jordan 1-12; TAYLOR, Leonard 1-7; DOAKS, Gerrid 1-5. SMU-RICE, Rashee 5-64; GRANSON, Kylan 4-68; GRAY, Danny 4-11; PAGE, Tyler 3-28; BENTLEY IV, U. 3-19; LAVINE, Tyler 2-18; WILLIAMS, T. 2-minus 1; UPSHAW, Austin 1-8.



MEMPHIS
OCTOBER 31, 2020
 NIPPERT STADIUM

	1	2	3	4	F
Memphis	7	3	0	0	- 10
7 Cincinnati	7	14	14	14	- 49

SCORING PLAYS

- 1st 09:15 CIN Pierce 43 yd pass from Ridder [C. Smith kick]**
6-75 2:18, MEM 0 - CIN 7
- 04:07 MEM Washington 92 yd pass from White [Patterson kick]**
1-92 0:15, MEM 7 - CIN 7
- 2nd 13:58 CIN Ridder 13 yd run [C. Smith kick]**
11-75 5:09, MEM 7 - CIN 14
- 04:04 CIN Young Jr. 6 yd pass from Ridder [C. Smith kick]**
8-70 4:14, MEM 7 - CIN 21
- 00:28 MEM Patterson 42 yd field goal**
12-60 3:30, MEM 10 - CIN 21
- 3rd 06:23 CIN Ridder 9 yd run [C. Smith kick]**
9-90 4:53, MEM 10 - CIN 28
- 01:29 CIN Tucker 21 yd pass from Ridder [C. Smith kick]**
5-55 2:41, MEM 10 - CIN 35
- 4th 08:02 CIN Ford 33 yd run [C. Smith kick]**
1-35 0:08, MEM 10 - CIN 42
- 01:30 CIN Ford 48 yd run [C. Smith kick]**
6-67 3:42, MEM 10 - CIN 49

	MEM	CIN
FIRST DOWNS.....	15	28
RUSHES-YARDS (NET).....	29-5	41-242
PASSING YDS (NET).....	316	271
Passes Att-Comp-Int.....	35-18-0	26-21-1
TOTAL OFFENSE PLAYS-YARDS.....	64-321	67-513
Fumble Returns-Yards.....	0-0	1-2
Punt Returns-Yards.....	1-0	1-2
Kickoff Returns-Yards.....	4-73	1-19
Interception Returns-Yards.....	1-0	0-0
Punts (Number-Avg).....	6-44.7	4-40.5
Fumbles-Lost.....	2-1	0-0
Penalties-Yards.....	4-50	5-40
Possession Time.....	25:10	34:50
Third-Down Conversions.....	4 of 16	6 of 11
Fourth-Down Conversions.....	0 of 3	1 of 1
Red-Zone Scores-Chances.....	0-1	4-4
Sacks By: Number-Yards.....	2-9	6-40

RUSHING: Memphis-CLARK, R. 12-16; WATKINS, Kylan 5-11; THOMAS, Brandon 2-8; TAYLOR, Tim 1-1; WHITE, Brady 9-minus 31. Cincinnati-FORD, Jerome 9-116; DOAKS, Gerrid 18-77; RIDDER, Desmond 10-41; BRYANT, Ben 1-5; MONTGOMERY, R. 2-5; TEAM 1-minus 2.

PASSING: Memphis-WHITE, Brady 18-35-0-316. Cincinnati-RIDDER, Desmond 21-26-1-271.

RECEIVING: Memphis-AUSTIN, Calvin 7-121; WATKINS, Kylan 3-26; WASHINGTON, T. 2-104; DYKES, Sean 2-7; CLARK, R. 1-27; WILSON, K. 1-14; MATHIEU, Khi 1-10; TATE, Jeremy 1-7. Cincinnati-YOUNG, Michael 5-43; WHYLE, Josh 4-36; PIERCE, Alec 3-61; TUCKER, Tre 3-34; JACKSON, J. 2-50; TAYLOR, Leonard 1-25; JONES, Jordan 1-11; MONTGOMERY, R. 1-10; DOAKS, Gerrid 1-1.



HOUSTON
NOVEMBER 7, 2020
 NIPPERT STADIUM

	1	2	3	4	F
Houston	0	10	0	0	- 10
6 Cincinnati	7	21	3	7	- 38

SCORING PLAYS

- 1st 08:51 CIN Doaks 2 yd run [C. Smith kick]**
5-84 2:20, HOU 0 - CIN 7
- 2nd 07:53 CIN Ridder 10 yd run [C. Smith kick]**
10-75 3:56, HOU 0 - CIN 14
- 04:17 HOU Porter 3 yd run [Witherspoon kick]**
8-65 3:29, HOU 7 - CIN 14
- 01:40 CIN Ridder 32 yd run [C. Smith kick]**
6-75 2:37, HOU 7 - CIN 21
- 00:38 HOU Witherspoon 27 yd field goal**
5-55 1:02, HOU 10 - CIN 21
- 00:13 CIN Whyle 4 yd pass from Ridder [C. Smith kick]**
3-55 0:28, HOU 10 - CIN 28
- 3rd 05:48 CIN C. Smith 32 yd field goal**
17-60 9:12, HOU 10 - CIN 31
- 4th 14:15 CIN Ridder 12 yd run [C. Smith kick]**
10-85 3:49, HOU 10 - CIN 38

	HOU	CIN
FIRST DOWNS.....	15	24
RUSHES-YARDS (NET).....	28-93	39-342
PASSING YDS (NET).....	189	168
Passes Att-Comp-Int.....	34-20-1	30-20-1
TOTAL OFFENSE PLAYS-YARDS.....	62-282	69-510
Fumble Returns-Yards.....	0-0	0-0
Punt Returns-Yards.....	1-13	0-0
Kickoff Returns-Yards.....	3-67	1-45
Interception Returns-Yards.....	1-0	1-2
Punts (Number-Avg).....	7-39.4	4-43.5
Fumbles-Lost.....	1-1	1-0
Penalties-Yards.....	5-37	5-35
Possession Time.....	27:31	32:29
Third-Down Conversions.....	5 of 15	5 of 12
Fourth-Down Conversions.....	2 of 2	2 of 2
Red-Zone Scores-Chances.....	2-2	5-5
Sacks By: Number-Yards.....	0-0	1-9

RUSHING: Houston-PORTER, Kyle 16-69; CAR, Mulbah 5-14; SMITH, Chandler 3-9; TUNE, Clayton 4-1. Cincinnati-DOAKS, Gerrid 16-184; RIDDER, Desmond 12-103; FORD, Jerome 6-43; TUCKER, Tre 1-9; MONTGOMERY, R. 3-5; TEAM 1-minus 2.

PASSING: Houston-TUNE, Clayton 20-34-1-189. Cincinnati-RIDDER, Desmond 17-27-1-162; BRYANT, Ben 3-3-0-6.

RECEIVING: Houston-TRAHAN, Christi 4-21; DELL, Nathaniel 3-60; CORBIN, Keith 3-53; SMITH, Bryson 3-31; SINGLETON, Jere 2-14; PORTER, Kyle 2-2; CAR, Mulbah 2-minus 3; SMITH, Chandler 1-11. Cincinnati-WHYLE, Josh 5-38; YOUNG, Michael 4-47; DOAKS, Gerrid 3-30; TUCKER, Tre 2-17; JONES, Jordan 2-7; TAYLOR, Leonard 1-16; JACKSON, J. 1-9; MONTGOMERY, R. 1-2; FORD, Jerome 1-2.

GAME-BY-GAME CAPSULES



EAST CAROLINA
NOVEMBER 13, 2020
 NIPPERT STADIUM

	1	2	3	4	F
East Carolina	0	10	0	7	- 17
7 Cincinnati	7	28	7	13	- 55

SCORING PLAYS

- 1st 09:14 CIN M. Young 33 yd pass from Ridder (C. Smith kick)**
10-79 4:34, ECU 0 - CIN 7
- 2nd 14:52 CIN White 26 yd interception return (C. Smith kick)**
ECU 0 - CIN 14
- 10:36 ECU Mitchell 18 yd run (Verity kick)**
3-58 0:50, ECU 7 - CIN 14
- 08:23 CIN Ford 24 yd run (C. Smith kick)**
6-70 2:09, ECU 7 - CIN 21
- 05:25 ECU Verity 32 yd field goal**
7-44 2:44, ECU 10 - CIN 21
- 05:18 CIN Tucker 45 yd pass from Ridder (C. Smith kick)**
1-45 0:07, ECU 10 - CIN 28
- 01:32 CIN Ridder 7 yd run (C. Smith kick)**
7-53 3:04, ECU 10 - CIN 35
- 3rd 00:29 CIN Jackson 12 yd pass from Ridder (C. Smith kick)**
11-85 5:46, ECU 10 - CIN 42
- 4th 05:41 CIN Ford 1 yd run (C. Smith kick)**
9-75 4:37, ECU 10 - CIN 49
- 00:17 ECU Harris 1 yd run (Verity kick)**
13-73 5:17, ECU 17 - CIN 49
- 00:10 CIN C. Young 75 yd run (C. Smith kick failed)**
1-75 0:07, ECU 17 - CIN 55

	ECU	CIN
FIRST DOWNS.....	23	29
RUSHES-YARDS (NET).....	50-206	32-299
PASSING YDS (NET).....	87	354
Passes Att-Comp-Int.....	21-9-3	34-27-0
TOTAL OFFENSE PLAYS-YARDS.....	71-293	66-653
Fumble Returns-Yards.....	0-0	1-16
Punt Returns-Yards.....	0-0	1-8
Kickoff Returns-Yards.....	4-88	2-41
Interception Returns-Yards.....	0-0	3-50
Punts (Number-Avg).....	5-41.4	2-40.0
Fumbles-Lost.....	1-1	2-1
Penalties-Yards.....	4-45	13-159
Possession Time.....	29:50	30:10
Third-Down Conversions.....	3 of 11	5 of 9
Fourth-Down Conversions.....	0 of 1	1 of 2
Red-Zone Scores-Chances.....	3-4	3-5
Sacks By: Number-Yards.....	1-4	4-28

RUSHING: East Carolina-MITCHELL, Ktn 17-124; HARRIS, Rahjai 23-84; GARCIA, Mason 3-14; HATFIELD, Jsi 1-2; AHLERS, Holton 6-minus 18. Cincinnati-YOUNG, Cameron 1-75; RIDDER, Desmond 8-75; FORD, Jerome 7-54; DOAKS, Gerrid 13-52; DUBLANKO, Joel 1-29; TUCKER, Tre 1-9; BRYANT, Ben 1-5.

PASSING: East Carolina-AHLERS, Holton 9-20-3-87; GARCIA, Mason 0-1-0-0. Cincinnati-RIDDER, Desmond 24-31-0-327; BRYANT, Ben 3-3-0-27.

RECEIVING: East Carolina-PROEHL, Blake 2-24; SNEAD, Tyler 2-9; MITCHELL, Ktn 1-26; JOHNSON, C.J. 1-14; DMOTOSHO, Audie 1-7; HARRIS, Rahjai 1-5; HATFIELD, Jsi 1-2. Cincinnati-JACKSON, J. 5-54; TUCKER, Tre 4-69; JONES, Jordan 4-56; YOUNG, Michael 3-60; WHYLE, Josh 3-32; WRIGHT, Ethan 2-21; THOMPSON, Jadon 2-17; TAYLOR, Leonard 1-16; JONES, Cam 1-11; PIERCE, Alec 1-9; SCOTT, Tyler 1-9.



@ UCF
NOVEMBER 21, 2020
 BOUNCE HOUSE

	1	2	3	4	F
7 Cincinnati	3	16	3	14	- 36
UCF	14	3	8	8	- 33

SCORING PLAYS

- 1st 12:44 UCF McCrae 3 yd run (Obarski kick)**
9-75 2:16, CIN 0 - UCF 7
- 10:10 CIN C. Smith 47 yd field goal**
6-35 2:34, CIN 3 - UCF 7
- 07:39 UCF Williams 6 yd pass from Gabriel (Obarski kick)**
6-22 1:33, CIN 3 - UCF 14
- 2nd 11:37 CIN Whyle 29 yd pass from Ridder (C. Smith kick)**
5-73 1:22, CIN 10 - UCF 14
- 03:14 CIN C. Smith 26 yd field goal**
10-68 5:31, CIN 13 - UCF 14
- 01:23 CIN Ridder 3 yd run (Ridder pass failed)**
5-70 0:43, CIN 19 - UCF 14
- 00:01 UCF Obarski 36 yd field goal**
11-56 1:22, CIN 19 - UCF 17
- 3rd 06:29 CIN C. Smith 22 yd field goal**
16-87 8:31, CIN 22 - UCF 17
- 03:59 UCF Williams 19 yd pass from Gabriel (Williams pass from Gabriel)**
10-75 2:30, CIN 22 - UCF 25
- 4th 13:07 CIN Ridder 1 yd run (C. Smith kick)**
4-16 1:01, CIN 29 - UCF 25
- 07:15 CIN L. Taylor 7 yd pass from Ridder (C. Smith kick)**
10-71 5:14, CIN 36 - UCF 25
- 04:27 UCF Robinson 10 yd pass from Gabriel (Harris pass from Gabriel)**
12-75 2:48, CIN 36 - UCF 33

	CIN	UCF
FIRST DOWNS.....	28	23
RUSHES-YARDS (NET).....	48-144	35-116
PASSING YDS (NET).....	338	243
Passes Att-Comp-Int.....	32-21-0	49-26-1
TOTAL OFFENSE PLAYS-YARDS.....	80-482	84-359
Fumble Returns-Yards.....	0-0	0-0
Punt Returns-Yards.....	3-11	1-0
Kickoff Returns-Yards.....	1-16	0-0
Interception Returns-Yards.....	1-20	0-0
Punts (Number-Avg).....	4-41.0	6-43.3
Fumbles-Lost.....	3-1	0-0
Penalties-Yards.....	11-86	5-65
Possession Time.....	37:08	22:51
Third-Down Conversions.....	5 of 14	11 of 19
Fourth-Down Conversions.....	1 of 2	0 of 1
Red-Zone Scores-Chances.....	5-6	5-5
Sacks By: Number-Yards.....	3-18	2-12

RUSHING: Cincinnati-DOAKS, Gerrid 28-97; RIDDER, Desmond 14-57; FORD, Jerome 3-5; YOUNG, Michael 1-minus 6; TEAM 2-minus 9. UCF-ANDERSON, O. 12-51; GABRIEL, Dillon 11-30; MCCRAE, Greg 7-19; THOMPSON, Ben. 5-16.

PASSING: Cincinnati-RIDDER, Desmond 21-32-0-338. UCF-GABRIEL, Dillon 26-49-1-243.

RECEIVING: Cincinnati-TAYLOR, Leonard 6-76; WHYLE, Josh 5-81; DOAKS, Gerrid 3-36; PIERCE, Alec 2-49; JACKSON, J. 2-31; JONES, Jordan 1-34; TUCKER, Tre 1-22; YOUNG, Michael 1-9. UCF-WILLIAMS, Mar. 8-97; ROBINSON, J. 5-32; NIXON, Tre 5-24; O'KEEFE, Ryan 3-9; HARRIS, Jacob 2-66; ANDERSON, O. 2-12; MCCRAE, Greg 1-3.



23 TULSA
DECEMBER 19, 2020
 NIPPERT STADIUM

	1	2	3	4	F
23 Tulsa	0	10	7	7	- 24
9 Cincinnati	10	7	7	3	- 27

SCORING PLAYS

- 1st 08:56 CIN Ford 42 yd run (C. Smith kick)**
4-75 1:54, TLS 0 - CIN 7
- 00:05 CIN C. Smith 25 yd field goal**
11-72 5:46, TLS 0 - CIN 10
- 2nd 11:08 TLS Long 43 yd field goal**
11-46 3:52, TLS 3 - CIN 10
- 08:36 TLS Taylor 10 yd run (Long kick)**
5-28 1:37, TLS 10 - CIN 10
- 03:17 CIN Pierce 36 yd pass from Ridder (C. Smith kick)**
5-64 2:04, TLS 10 - CIN 17
- 3rd 10:05 TLS Prince 8 yd run (Long kick)**
3-55 0:45, TLS 17 - CIN 17
- 07:14 CIN Ridder 10 yd run (C. Smith kick)**
6-65 2:46, TLS 17 - CIN 24
- 4th 03:41 TLS Santana 13 yd pass from Smith (Long kick)**
7-80 2:46, TLS 24 - CIN 24
- 00:00 CIN C. Smith 34 yd field goal**
12-51 3:34, TLS 24 - CIN 27

	TLS	CIN
FIRST DOWNS.....	22	17
RUSHES-YARDS (NET).....	37-199	38-151
PASSING YDS (NET).....	166	269
Passes Att-Comp-Int.....	30-13-2	29-19-0
TOTAL OFFENSE PLAYS-YARDS.....	67-365	67-420
Fumble Returns-Yards.....	1-6	0-0
Punt Returns-Yards.....	1-8	2-30
Kickoff Returns-Yards.....	1-19	5-143
Interception Returns-Yards.....	0-0	2-0
Punts (Number-Avg).....	5-46.0	3-44.7
Fumbles-Lost.....	1-0	4-2
Penalties-Yards.....	7-50	12-66
Possession Time.....	26:03	33:57
Third-Down Conversions.....	5 of 14	5 of 14
Fourth-Down Conversions.....	1 of 1	0 of 1
Red-Zone Scores-Chances.....	3-4	3-5
Sacks By: Number-Yards.....	2-15	3-21

RUSHING: Tulsa-TAYLOR II, C. 22-130; PRINCE, D. 9-78; STOKES, K. 3-12; SMITH, Z. 3-minus 21. Cincinnati-RIDDER, Desmond 16-83; FORD, Jerome 12-57; DOAKS, Gerrid 7-13; MONTGOMERY, R. 1-4; TUCKER, Tre 1-1; TEAM 1-minus 7.

PASSING: Tulsa-SMITH, Z. 13-30-2-166. Cincinnati-RIDDER, Desmond 19-29-0-269.

RECEIVING: Tulsa-SANTANA, J. 5-54; CRAWFORD JR, S. 3-79; STOKES, K. 2-19; JOHNSON, J. 2-11; HALL, E. 1-3. Cincinnati-PIERCE, Alec 5-146; FORD, Jerome 4-24; YOUNG, Michael 2-13; JACKSON, J. 2-12; WHYLE, Josh 1-27; LABELLE, Bruno 1-14; TAYLOR, Leonard 1-9; TUCKER, Tre 1-9; JONES, Jordan 1-8; SCOTT, Tyler 1-7.

2020 CINCINNATI FOOTBALL

SITUATIONAL RECORD

	2020	2019	2018	2017	2016	2015	2014	2013	2012	2011	2010	2009	2008	2007	SINCE '07
Overall	9-0	11-3	11-2	4-8	4-8	7-6	9-4	9-4	10-3	10-3	4-8	12-1	11-3	10-3	120-56
Conference Games	6-0	7-1	6-2	2-6	3-4	4-4	7-1	6-2	5-2	5-2	4-3	7-0	6-1	4-3	67-36
When playing at home	7-0	6-0	6-0	2-4	3-4	5-1	5-1	5-1	6-1	5-1	3-4	6-0	6-0	4-2	70-19
When playing on road	2-0	4-3	4-2	2-4	1-4	2-4	4-2	4-2	2-2	4-2	1-4	6-0	5-2	5-1	46-32
At Neutral Sites	0-0	1-0	1-0	0-0	0-0	0-1	0-1	0-1	2-0	1-0	0-0	0-1	0-1	1-0	6-5
When playing on natural grass	1-0	2-0	2-2	0-2	1-3	1-2	2-1	1-2	4-0	2-1	0-3	2-0	0-3	3-1	21-20
When playing on artificial turf	8-0	9-3	9-0	4-6	3-5	6-4	7-3	8-2	6-3	8-2	4-5	10-1	11-0	7-2	98-36
When playing during the day	6-0	6-3	7-1	2-4	2-4	4-2	3-2	6-2	4-1	7-3	1-4	8-0	3-2	4-1	62-29
When playing at night	3-0	5-0	4-1	2-4	2-4	3-4	6-2	3-2	6-2	3-0	3-4	4-1	8-1	6-2	59-27
When scoring first	7-0	8-1	6-1	3-1	2-3	3-2	7-3	7-0	8-1	6-2	3-3	9-0	10-2	6-2	83-21
When opponent scores first	2-0	3-2	5-1	1-7	2-5	4-4	2-1	2-4	2-2	4-1	1-5	3-1	1-1	4-1	36-35
When leading after first quarter	6-0	7-0	4-0	0-0	2-1	6-1	6-0	3-0	8-1	5-0	3-2	8-0	9-1	8-2	73-8
When trailing after first quarter	2-0	3-3	4-2	3-8	2-5	1-5	1-3	3-4	2-2	3-1	0-5	2-1	1-1	1-0	28-40
When tied after first quarter	1-0	1-0	3-0	1-0	0-2	0-0	2-1	3-0	0-0	2-2	1-1	2-0	1-1	1-1	18-8
When leading at halftime	9-0	8-1	7-0	2-0	2-2	6-2	9-0	8-0	8-1	7-0	3-0	10-0	9-1	9-1	95-8
When trailing at halftime	0-0	3-2	2-1	2-8	1-6	1-3	0-4	0-4	2-2	2-3	1-7	1-1	2-2	1-1	18-44
When tied at halftime	0-0	0-0	2-1	0-0	1-0	0-1	0-0	1-0	0-0	1-0	0-1	1-0	0-0	0-1	6-4
When leading after three quarters	8-0	9-1	8-1	2-0	3-1	6-2	9-0	8-1	10-1	6-0	4-0	11-0	10-0	10-0	102-7
When trailing after three quarters	1-0	2-2	2-1	2-8	1-7	0-4	0-4	0-3	0-2	2-2	0-8	1-1	1-3	0-2	12-47
When tied after three quarters	0-0	0-0	1-0	0-0	0-0	1-0	0-0	1-0	0-0	2-1	0-0	0-0	0-0	0-1	5-2
In overtime	0-0	0-0	1-1	0-1	0-1	0-0	0-0	0-1	0-1	0-0	0-0	0-0	1-0	0-0	2-5
When UC has more rushing yards	7-0	10-1	10-2	2-3	2-0	7-0	5-0	9-0	9-2	9-2	3-1	8-0	8-0	8-1	94-12
When opponent has more rushing yards	2-0	1-2	1-0	2-5	2-8	0-6	4-4	0-4	1-1	1-1	1-6	4-1	3-3	2-2	24-43
When UC rushes for 150 or more yards	7-0	8-2	10-2	1-2	3-0	7-0	6-0	6-1	8-2	6-2	4-2	4-0	2-0	4-0	74-13
When UC rushes for 200 or more yards	5-0	6-1	7-2	1-1	1-0	5-0	4-0	3-0	7-1	3-0	3-0	3-0	2-0	3-0	53-5
When UC holds opponent to < than 100 rushing yards	4-0	4-0	6-1	1-0	1-0	2-0	4-0	7-0	3-0	5-1	3-3	3-0	6-0	8-1	56-6
When UC holds opponent to < than 150 rushing yards	5-0	9-0	9-2	2-3	2-0	4-0	5-0	8-1	6-1	8-2	3-4	4-0	7-0	8-1	99-14
When UC has more passing yards	5-0	6-0	7-0	3-1	3-5	5-5	6-3	8-3	4-2	1-0	1-4	11-0	8-2	5-2	70-27
When opponent has more passing yards	4-0	6-3	4-2	1-7	1-3	2-1	2-1	1-1	5-1	9-3	3-5	1-1	3-1	5-1	46-30
When UC passes for 200 or more yards	6-0	4-2	6-0	2-4	4-5	7-5	7-4	8-3	8-2	6-2	3-4	5-0	4-2	10-2	78-34
When UC passes for 300 or more yards	2-0	0-0	4-0	0-1	1-2	4-3	4-3	5-2	2-0	1-0	1-3	7-0	3-0	3-2	37-16
When UC holds opponent to < than 200 passing yards	4-0	5-0	7-0	1-2	1-4	3-3	3-1	5-2	3-2	2-1	1-4	6-0	5-2	3-2	48-23
When UC holds opponent to < than 150 passing yards	2-0	4-0	4-0	1-1	1-2	3-2	1-1	3-1	1-1	1-0	0-1	2-0	2-0	1-1	26-10
When UC holds opponent to < than 100 passing yards	2-0	2-0	1-0	1-1	0-0	0-1	1-0	2-0	0-0	1-0	0-0	0-0	1-0	1-0	12-2
When UC has more total yards	9-0	5-1	8-0	2-1	4-1	7-3	7-1	9-2	7-1	7-0	4-4	10-0	10-0	7-1	107-15
When opponent has more total yards	0-0	6-2	1-2	2-7	0-7	0-3	2-3	0-2	3-2	3-2	0-4	2-1	1-3	3-2	23-40
When UC has 300 or more yards	9-0	9-2	8-2	3-6	4-5	7-5	8-4	9-4	10-3	10-2	4-4	12-0	11-1	9-3	113-41
When UC has 400 or more yards	5-0	6-2	9-0	1-3	3-1	7-4	7-3	8-2	7-1	3-1	3-2	10-0	4-0	8-2	81-21
When UC has 500 or more yards	6-0	2-0	3-0	0-0	2-1	5-3	5-0	4-0	1-0	3-0	2-1	3-0	1-0	3-0	37-5
When UC has 600 or more yards	1-0	0-0	3-0	0-0	0-0	3-1	0-0	2-0	0-0	0-0	2-0	1-0	0-0	1-0	13-1
When UC has 700 or more yards	0-0	0-0	1-0	0-0	0-0	1-1	0-0	0-0	0-0	0-0	0-0	1-0	0-0	0-0	3-1
When UC has more first downs	6-0	6-0	9-2	2-0	2-1	7-2	6-2	9-1	5-1	7-0	4-3	7-0	6-1	7-1	81-14
When opponent has more first downs	3-0	5-3	2-1	2-7	2-7	0-2	1-2	0-3	5-2	3-3	0-5	5-1	3-2	3-2	34-39
When first downs are equal	0-0	0-0	0-0	0-1	0-0	0-2	2-0	0-0	0-0	0-0	0-0	0-0	2-0	0-0	4-3
When UC forces more turnovers	3-0	5-0	5-0	1-1	2-2	1-1	7-1	4-0	8-0	6-1	1-0	8-0	2-0	8-0	60-6
In games decided by < than three points	2-0	4-0	0-0	2-1	0-1	1-1	0-0	1-0	1-1	2-1	0-1	3-0	3-0	1-0	20-6
In games decided by < than seven points	2-0	4-1	3-1	3-0	1-1	2-2	2-0	2-2	1-3	3-1	0-1	0-0	5-0	2-3	30-15
In black jerseys	5-0	5-0	6-0	2-4	1-4	4-0	3-2	2-2	6-3	5-0	3-2	3-0	6-1	5-2	57-20
In white jerseys	3-0	4-3	5-2	2-4	2-3	2-5	5-2	4-2	4-0	5-2	1-4	7-1	4-2	5-1	50-30
In red jerseys	1-0	2-0	0-0	0-0	1-1	1-1	1-0	3-0	1-0	0-1	0-2	2-0	1-0	0-0	13-5

2020 CINCINNATI FOOTBALL

THE LAST TIME

SCORING

Scored 30 or more points	36 @ UCF (11/21/20)
Scored 40 or more points	55 vs. ECU (11/13/20)
Scored 50 or more points	55 vs. ECU (11/13/20)
Scored 60 or more points	63 vs. Alabama A&M (09/15/18)
Scored 70 or more points	72 vs. Austin Peay (09/03/11)

TOTAL OFFENSE

Had more than 400 total yards	420 vs. Tulsa (12/19/20)
Had more than 450 total yards	482 @ UCF (11/21/20)
Had more than 500 total yards	653 vs. ECU (11/13/20)
Had more than 550 total yards	653 vs. ECU (11/13/20)
Had more than 600 total yards	653 vs. ECU (11/13/20)
Had more than 650 total yards	653 vs. ECU (11/13/20)
Had more than 700 total yards	741 vs. Alabama A&M (09/15/18)

RUSHING OFFENSE

Rushed for 150 or more yards	151 vs. Tulsa (12/19/20)
Rushed for 200 or more yards	299 vs. ECU (11/13/20)
Rushed for 250 or more yards	289 vs. ECU (11/13/20)
Rushed for 300 or more yards	342 vs. Houston (11/07/20)
Rushed for 350 or more yards	409 vs. Alabama A&M (09/15/18)
Rushed for 400 or more yards	409 vs. Alabama A&M (09/15/18)

PASSING OFFENSE

Passed for 250 or more yards	269 vs. Tulsa (12/19/20)
Passed for 300 or more yards	338 @ UCF (11/21/20)
Passed for 350 or more yards	354 vs. ECU (11/13/20)
Passed for 400 or more yards	400 @ Tulsa (11/25/16)
Passed for 450 or more yards	523 @ Houston (11/07/15)
Passed for 500 or more yards	523 @ Houston (11/07/15)
Passed for 600 or more yards	620 @ Memphis (09/24/15)

SCORING DEFENSE

Allowed 0 points	0 vs. Navy (11/03/18)
Allowed 3 or fewer points	3 vs. UConn (11/09/19)
Allowed 7 or fewer points	7 vs. USF (10/03/20)
Allowed 10 or fewer points	10 vs. Houston (11/07/20)
Allowed 14 or fewer points	10 vs. Houston (11/07/20)

TOTAL DEFENSE

Allowed fewer than 75 total yards	53 vs. Kansas (09/20/97)
Allowed fewer than 100 total yards	87 @ Miami OH (09/21/13)
Allowed fewer than 125 total yards	87 @ Miami OH (09/21/13)
Allowed fewer than 150 total yards	129 @ UConn (11/22/14)
Allowed fewer than 175 total yards	164 vs. Boston College (01/02/20)
Allowed fewer than 200 total yards	164 vs. Boston College (01/02/20)
Allowed fewer than 225 total yards	164 vs. Boston College (01/02/20)
Allowed fewer than 250 total yards	164 vs. Boston College (01/02/20)

RUSHING DEFENSE

Allowed 0 or fewer yards	-3 @ Miami OH (10/01/11)
Allowed 25 or fewer yards	5 vs. Memphis (10/31/20)
Allowed 50 or fewer yards	5 vs. Memphis (10/31/20)
Allowed 75 or fewer yards	5 vs. Memphis (10/31/20)
Allowed 100 or fewer yards	93 vs. Houston (11/07/20)

PASSING DEFENSE

Allowed 0 passing yards	-1 vs. Xavier (10/09/11)
Allowed 50 or fewer yards	47 vs. Navy (11/03/18)
Allowed 100 or fewer yards	87 vs. ECU (11/13/20)
Allowed 150 or fewer yards	87 vs. ECU (11/13/20)
Allowed 175 or fewer yards	166 vs. Tulsa (12/19/20)
Allowed 200 or fewer yards	166 vs. Tulsa (12/19/20)

SPECIAL SITUATIONS

Scored on the first play from scrimmage	McKay 80-yard pass from Kiel vs. Memphis (10/4/14)
Had a game-winning field goal	Cole Smith, 34 yards vs. Tulsa (12/19/20)
Kicked a 50-yard field goal	Cole Smith, 50 yards vs. Tulsa (10/19/19)
UC shutout its opponent	vs. Navy (11/03/18, W, 42-0)
UC was shutout	@ No. 5 Ohio State (09/07/19, L 42-0)
Converted a 2-point play	Josiah Deguara from Desmond Ridder @ ECU (11/02/19)

INDIVIDUAL RUSHING

Had a player rush for 100 or more yards	184 by Doaks, 103 by Ridder vs. Houston (11/07/20)
Had a player rush for 150 or more yards	184 by Gerrid Doaks vs. Houston (11/07/20)
Had a player rush for 200 or more yards	212 by Mike Boone vs. USF (10/24/14)
Had a player rush for 225 or more yards	238 by Richard Hall vs. Miami OH (09/11/04)
Had two players rush for 100 or more yards	184 (Doaks) & 103 (Ridder) vs. Houston (11/07/20)
Had a player rush for 2 or more TDs	2 by Desmond Ridder @ UCF (11/21/20)
Had a player rush for 3 or more TDs	3 by Desmond Ridder vs. Houston (11/07/20)
Had a player rush for 4 or more TDs	4 by Isaiah Pead vs. Rutgers (11/20/10)
Had a player rush for 5 or more TDs	6 by Ike Stewart vs. Transylvania (10/05/1912)

INDIVIDUAL PASSING

Had a player pass for 200 or more yards	269 by Desmond Ridder vs. Tulsa (12/19/20)
Had a player pass for 250 or more yards	269 by Desmond Ridder vs. Tulsa (12/19/20)
Had a player pass for 300 or more yards	338 by Desmond Ridder @ UCF (11/21/20)
Had a player pass for 350 or more yards	352 by Desmond Ridder @ SMU (10/27/18)
Had a player pass for 400 or more yards	523 by Gunner Kiel @ Houston (11/07/15)
Had a player pass for 450 or more yards	523 by Gunner Kiel @ Houston (11/07/15)
Had a player pass for 500 or more yards	523 by Gunner Kiel @ Houston (11/07/15)
Had a player pass for 2 or more TDs	3 by Desmond Ridder vs. ECU (11/13/20)
Had a player pass for 3 or more TDs	3 by Desmond Ridder vs. ECU (11/13/20)
Had a player pass for 4 or more TDs	4 by Desmond Ridder @ Marshall (09/28/19)
Had a player pass for 5 or more TDs	5 by Gunner Kiel vs. UCF (10/31/15)
Had a player pass for 6 or more TDs	6 by Gunner Kiel vs. Toledo (09/12/14)
Had a player complete 20 passes	21 by Desmond Ridder @ UCF (11/21/20)
Had a player complete 30 passes	33 by Desmond Ridder @ SMU (10/27/18)
Had a player complete 35 passes	35 by Deontey Kenner @ Southern Miss (10/23/99)
Had a player complete 10 straight passes	17 by Desmond Ridder vs. Ohio (09/22/18) @ UConn (09/29/18)
Had a player throw 30 passes	32 by Desmond Ridder @ UCF (11/21/20)
Had a player throw 35 passes	36 by Desmond Ridder @ Memphis (12/07/19)
Had a player throw 40 passes	50 by Desmond Ridder @ SMU (10/27/18)
Had a player throw 45 passes	50 by Desmond Ridder @ SMU (10/27/18)
Had a player throw 50 passes	50 by Desmond Ridder @ SMU (10/27/18)

INDIVIDUAL RECEIVING

Had a player with 10 or more receptions in a game	12 by Kahlil Lewis @ SMU (10/27/18)
Had a player with 11 or more receptions in a game	12 by Kahlil Lewis @ SMU (10/27/18)
Had a player with 12 or more receptions in a game	12 by Kahlil Lewis @ SMU (10/27/18)
Had a player with 13 or more receptions in a game	15 by Shaq Washington @ ECU (11/28/15)
Had a player with 14 or more receptions in a game	15 by Shaq Washington @ ECU (11/28/15)
Had a player with 15 or more receptions in a game	15 by Shaq Washington @ ECU (11/28/15)
Had a player receive 100 or more yards	146 by Alec Pierce vs. Tulsa (12/19/20)
Had a player receive 150 or more yards	203 by Kahlil Lewis vs. ECU (11/23/18)
Had a player receive 200 or more yards	203 by Kahlil Lewis vs. ECU (11/23/18)
Had a player receive 250 or more yards	254 by Tom Rossley vs. Louisville (11/09/68)
Had a player receive for 2 or more TDs	2 by Josiah Deguara vs. UConn (11/09/19)
Had a player receive for 3 or more TDs	3 by Kahlil Lewis vs. ECU (11/23/18)

GAMES AGAINST RANKED TEAMS

Beat a top 25 team	vs. No. 23 Tulsa, 27-24 (12/19/20)
Beat a top 10 team	No. 7 Rutgers, 30-11 (11/18/06)
Beat a ranked opponent @ home	No. 23 Tulsa, 27-24 (12/19/20)
Beat a ranked opponent on the road	@ No. 16 SMU, 42-13 (10/24/20)
Beat a ranked opponent @ a neutral site	vs. No. 25 vs. Virginia Tech (FedEx Field/09/29/12)
Beat back-to-back ranked opponents	10/30/08-11/08/08 #24 USF & @ #20 West Virginia
Lost to a ranked opponent @ home	No. 25 UCF, 51-29 (10/07/17)

RETURNS/SPECIAL TEAMS/DEFENSE

Returned a KD for a TD	Tre Tucker, 97 yards vs. USF (10/03/20)
Returned a Punt for a TD	Mardy Gilyard, 53 yards (9/12/09 vs. SEMO)
Had Two Interceptions	2 by Coby Bryant vs. USF (10/03/20)
Had Three Interceptions	3 by Mike Tyson @ Purdue (09/10/16)
Recorded a Safety	@ UCLA (09/01/18)
Returned an INT for a TD	Jarell White, 26 yards vs. ECU (11/13/20)
Returned 2 INTs for TDs	D. Battle-30 yards & C. Cheatham-53 yards vs. Akron (9/17/11)
Recovered a fumble in endzone for a TD	Josiah Deguara @ Marshall (09/28/19)
Returned a fumble for a TD	Kimoni Fitz 0 yards @ UCF (11/17/18)
Executed a successful onside kick	Kick by Miliano/Recovered by Morrison @ Rutgers (11/16/13)
Blocked a FG	Jordan Stepp vs. Rutgers (11/17/12 - 22-yard third quarter attempt)
Blocked a PAT	Lorenz Metz vs. Temple (11/23/19 - fourth quarter)
Returned a blocked PAT for 2 points	Coby Bryant, 98 yards vs. Temple (11/23/19)
Blocked a punt	Ethan Tucky vs. Army West Point (09/26/20)

SINGLE-GAME TEAM OFFENSE

Most Points	124 vs. Transylvania (1912)
Most Touchdowns	14 vs. Transylvania (1912)
Most Rushing Attempts	83 vs. Louisiana-Monroe (1977)
Most Rushing Yards	464 vs. Case-Western Reserve (1953) 464 vs. Virginia Military Institute (1953)
Most Rushing Touchdowns	14 vs. Transylvania (1912)
Most Passing Attempts	64 at Memphis (2015)
Most Passes Completed	38 at Memphis (2015)
Most Passing Yards	620 at Memphis (2015)
Most Interceptions Thrown	6 vs. Xavier (1972)
Most Touchdown Passes	6 vs. Toledo (2014); vs. Illinois (2009)
Most Offensive Plays	100 at Memphis (2015)
Most Yards Total Offense	752 at Memphis (2015)
Most First Downs	38 at Memphis (2015); 38 vs. Austin Peay (2018)
Most Fumbles	15 vs. Louisville (1970)
Most Fumbles Lost	7 vs. Virginia Military Institute (1951)
Most Turnovers	9 vs. Xavier (1955) 9 vs. Hardin-Simmons (1955) 9 vs. Virginia Military Institute (1951)
Most Penalties	18 vs. Kansas State (1951)
Most Penalty Yards	176 vs. Louisville (1968)
Most Punts	13 vs. Pittsburgh (1981) 13 vs. Mississippi State (1948)
Most Punting Yards	510 vs. Louisville (1996)
Most Punt Return Yards	177 vs. Ohio (1949)
Most Kickoff Return Yards	295 vs. Memphis (1971)
Fewest Rushing Attempts	15 vs. Illinois (2009)
Fewest Rushing Yards	-23 vs. Rutgers (2005)
Fewest Passes Completed	0 vs. Dayton (1970)
Fewest Passing Yards	0 vs. Dayton (1970)
Fewest Yards Total Offense	46 vs. North Texas State (1959)
Fewest First Downs	3 vs. West Virginia (1989)
Fewest Penalties	1 five times, last vs. Rutgers (1994)
Fewest Yards Penalized	4 vs. Memphis (1966)
Fewest Punts	0 three times, last vs. Miami (OH) (2008)

SINGLE-GAME TEAM DEFENSE

Fewest Rushing Attempts Allowed	17 vs. Dayton (1961)
Fewest Rushing Yards Allowed	-46 vs. Kansas (1997)
Fewest Passing Attempts	1 vs. Boston College (1964)
Fewest Pass Completions Allowed	0 six times, last vs. Louisville (1974)
Fewest Passing Yards Allowed	-1 vs. Xavier (1971)
Fewest Yards Total Offense Allowed	18 vs. Louisiana-Lafayette (1973)
Most Points Allowed	81 vs. Penn State (1991)
Most Rushing Attempts Allowed	86 vs. West Virginia (1969)
Most Rushing Yards Allowed	539 vs. Northern Illinois (1989)
Most Passing Attempts Allowed	67 vs. Louisville (1997)
Most Pass Completions Allowed	37 vs. East Carolina (1997)
Most Passing Yards Allowed	482 vs. Florida (2010)
Most Yards Total Defense Allowed	742 vs. Louisville (1998)
Most Passes Intercepted	7 vs. Kansas State (1951)
Most Interception Return Yards	162 vs. Dayton (1956)
Most Turnovers Forced	8 vs. Rice (1974)

SINGLE-GAME INDIVIDUAL OFFENSE

Rushing Attempts	45 by Steve Cowan vs. Ohio (1970)
Rushing Yards	306 by Bob Hynes vs. Case Western Reserve (1923)
Yards Per Rush	29.5 by Mike Boone at Miami (OH) [4 carries, 118 yards] (2015)
Rushing Touchdowns	6 by Ike Stewart vs. Transylvania (1912) 6 by Bob Heuck vs. Transylvania (1912)
Passing Attempts	59 by Deontey Kenner vs. Southern Miss (1999)
Passing Completions	35 by Deontey Kenner vs. Southern Miss (1999) 35 by Greg Cook vs. Ohio (1968)
Passing Yards	557 by Hayden Moore at Memphis (2015)
Passing Touchdowns	6 by Gunner Kiel (2014); by Tony Pike vs. Illinois (2009)
Interceptions Thrown	6 by Mike Shoemaker vs. Xavier (1972)
Receptions	15 by Shaq Washington at East Carolina (2015)
Receiving Yards	254 by Tom Rossley vs. Louisville (1968)
Yards Per Reception	73.7 by Chris Moore at Ohio State [3 rec, 221 yards] (2014)
Receiving Touchdowns	3 by eight players, last by Chris Moore at Ohio State (2014)
All-Purpose Yards (Rsh., Rec. and Ret.)	381 by Mardy Gilyard at Pittsburgh (2009)
Total Yards	564 by Hayden Moore at Memphis (2015)
Total Points	51 by Ike Stewart vs. Transylvania (1912)
Touchdowns	8 by Ike Stewart vs. Transylvania (1912)
Extra Points Made	12 by Alonzo Weiss vs. Transylvania (1912)
Field Goals Made	4 by 10 players, last by Andrew Gantz at Memphis (2015)
Punts	13 by Phil Peckich at Pittsburgh (1981)
Punting Yards	510 by Steve Smith at Louisville (1996)
Punting Average	59.7 by Kevin Huber vs. Marshall [3 punts] (2007)
Kickoff Returns	8 by Mardy Gilyard at Pittsburgh (2009) 8 by LaDaris Vann vs. East Carolina (1999)
Kickoff Return Yards	256 by Mardy Gilyard at Pittsburgh (2009)
Kickoff Returns For Touchdowns	1 by 20 players, last by Gilyard at Pittsburgh (2009)
Punt Returns	7 by Mike Daniels vs. Western Carolina (2005) 7 by Tinker Keck vs. Kansas (1997) 7 by Charley Bland vs. Villanova (1973)
Punt Return Yards	161 by Gene Gibson vs. Ohio (1949)
Punt Return Touchdowns	2 by Tinker Keck vs. Louisville (1997) 2 by Gene Gibson vs. Ohio (1949)

SINGLE-GAME INDIVIDUAL DEFENSE

Total Tackles	19 by Greg Blair at Louisville (10/26/12) * Frank Callicott vs. UAB (11/30/02) * Jeff Luc vs. Miami (Ohio) (9/20/14) *
Tackles For A Loss	5.5 by Brandon Mills vs. Rutgers (11/20/10) *
Sacks	4.0 by Alex Daniels at Miami (Ohio) (10/3/09) * Antwan Peek vs. Louisiana-Monroe (12/1/01) *
Forced Fumbles	3 by Antwan Peek vs. Louisiana Monroe (12/1/01) *
Fumble Recoveries	2 by Willis Edwards vs. Memphis (10/26/02) * Ivan Fields at Memphis (11/11/00) * Jeff Luc vs. USF (10/14/14) *
Pass Break Ups	Wes Richardson at NC State (9/16/10) * 4 by Zach Norton vs. Louisville (10/27/01) *
Interceptions	4 by Bob Hynes vs. Ohio Northern (1923)
Interception Return Yards	123 by Shawn Ferguson vs. Memphis (1998)
Interception Returns for Touchdowns	2 by Shawn Ferguson vs. Memphis (1998)
Blocked Kicks	2 by Connor Barwin at Marshall (10/3/08) * Antwan Peek vs. Miami (10/28/00) *

* - Since 2000

BOWL GAME HISTORY



Cincinnati's proud football history includes a number of firsts, possibly including the first postseason bowl game.

The NCAA Official Football Records recognizes the Rose Bowl, which was started in 1902, as being the first collegiate bowl game. A manuscript written by former UC athletic director Bill Schwarberg points to a bowl appearance by Cincinnati that predates the Rose Bowl by five years.

Schwarberg, who played for the Bearcats from 1933-36 and served as interim Director of Athletics in 1976, cited a record in the University's McMicken Review. It indicated that following the 1897 season, Cincinnati became the first institution from Ohio to make a trip south to play in a postseason game.

Cincinnati posted a 7-1-1 record that year, which included a 34-0 win over Ohio State. The lone team to beat UC was the powerful Carlisle Indians.

Shortly after Thanksgiving, management of the Cincinnati team received an invitation from the Southern Athletic Club to play a game in New Orleans on New Year's Day. A travel party of 14, which included the substitutes and the coach and manager, departed for New Orleans on Dec. 30 where they were hosted by the Southern Athletic Club. Accounts of the game have UC winning with ease by a score of 16-0.

At a victory party that evening, players from Louisiana State challenged the Bearcats to a game the next day in Baton Rouge. UC accepted the challenge and overwhelmed the LSU team, 28-0. Accounts of the trip describe lavish entertainment provided during the trip.

If this was indeed UC's first bowl game, it was 49 years before the Bearcats again experienced postseason play.

The post-World War II influx of veterans into colleges rejuvenated college athletics, and with that came a surge of new bowls. Cincinnati capped a successful 1946 season with a trip to the Sun Bowl in El Paso, Texas. There, the Bearcats defeated Virginia Tech, 18-6.

UC made appearances in the Glass Bowl in Toledo in 1949 and returned to the Sun Bowl at the end of the 1950 campaign.

ALL-TIME BOWL RESULTS

DATE	BOWL	OPPONENT	LOCATION	RESULT
01/01/47	Sun Bowl	Virginia Tech	El Paso, Texas	W, 18-6
12/03/49	Glass Bowl	Toledo	Toledo, Ohio	W, 33-13
01/01/51	Sun Bowl	West Texas A&M	El Paso, Texas	L, 14-13
12/29/97	Humanitarian Bowl	Utah State	Boise, Idaho	W, 35-19
12/27/00	Motor City Bowl	Marshall	Pontiac, Michigan	L, 25-14
12/29/01	Motor City Bowl	Toledo	Pontiac, Michigan	L, 23-16
12/17/02	New Orleans Bowl	North Texas	New Orleans, Louisiana	L, 24-19
12/23/04	PlainsCapital Fort Worth Bowl	Marshall	Fort Worth, Texas	W, 32-14
01/06/07	International Bowl	Western Michigan	Toronto, Ontario	W, 27-24
12/22/07	Papajohns.com Bowl	Southern Mississippi	Birmingham, Alabama	W, 31-21
01/01/09	FedEx Orange Bowl	Virginia Tech	Miami, Florida	L, 20-7
01/01/10	Allstate Sugar Bowl	Florida	New Orleans, Louisiana	L, 51-24
12/31/11	Autozone Liberty Bowl	Vanderbilt	Memphis, Tennessee	W, 31-24
12/27/12	Belk Bowl	Duke	Charlotte, North Carolina	W, 48-34
12/29/13	Belk Bowl	North Carolina	Charlotte, North Carolina	L, 39-17
12/27/14	Military Bowl	Virginia Tech	Annapolis, Maryland	L, 33-17
12/24/15	Hawai'i Bowl	San Diego State	Honolulu, Hawai'i	L, 42-7
12/31/18	Military Bowl	Virginia Tech	Annapolis, Maryland	W, 35-31
01/02/20	Birmingham Bowl	Boston College	Birmingham, Alabama	W, 38-6
ALL-TIME BOWL RECORD				10-9



Cincinnati then went 47 years without a bowl appearance. That drought was broken when the Bearcats played in the inaugural Humanitarian Bowl in Boise, Idaho in 1997.

With Conference USA developing alliances with five bowls, the Bearcats made three straight bowl appearances in 2000, 2001 and 2002--the first two in the Motor City Bowl in Detroit and the third in the New Orleans Bowl.

In 2004, UC was selected to represent Conference USA in the PlainsCapital Fort Worth Bowl, the Bearcats' fourth bowl appearance in the past five years. UC defeated Marshall, 32-14, in that contest.

After the 2006 season, Cincinnati earned its first BIG EAST Conference bowl appearance after knocking off Connecticut in the season finale. In unusual circumstances following Mark Dantonio and his staff's departure to Michigan State before the bowl game, UC hired Brian Kelly from Central Michigan who came in and in just 34 days prepared UC and defeated Western Michigan University, 27-24, in the inaugural International Bowl in Toronto, Ontario.

Following a 9-3 regular season in 2007, the Bearcats earned victory number 10 in the Papajohns.com Bowl with a 31-21 win against former Conference USA foe Southern Mississippi.

UC made history again in 2008, following a school-record 11 wins in the regular season and the programs' first BIG EAST Championship. The Bearcats earned their first ever trip to a Bowl Championship Series Game, taking on Virginia Tech in the 75th FedEx Orange Bowl.

The Bearcats followed up their 2008 successes by winning their second-straight BIG EAST Championship in 2009 after a perfect 12-0 regular season. Climbing to No. 3 in the final Bowl Championship Series rankings, UC earned a spot in the 2010 Allstate Sugar Bowl against the Florida Gators, coached by UC alum Urban Meyer.

UC has an 10-9 all-time bowl record, winning consecutive bowl games in 2018 (Military) and 2019 (Birmingham) for the first time since 2011 (Liberty) and 2012 (Belk) and has made 16 of its 19 all-time postseason appearances in the last 20 seasons.





BOWL	OPPONENT	W/L	SCORE	UC COACH	DATE	SITE	
1946	Sun	Virginia Tech	W	18-6	Ray Nolting	01/01/47	El Paso, Texas (Kidd Field)
<p>The Bearcats first-ever bowl game, earning an 18-6 victory over Virginia Tech in the 12th annual Sun Bowl ... Both teams struggled offensively in the first half, due largely in part to the three inches of snow that fell in El Paso the day before the game ... Game is still the coldest Sun Bowl on record ... UC outrushed the Gobblers, 369 to 34</p>							
1949	Glass	Toledo	W	33-13	Sid Gillman	12/03/49	Toledo, Ohio (Glass Bowl)
<p>UC's second bowl game was the fifth annual Glass Bowl, played in Toledo, Ohio ... The Bearcats were on the board first with a safety by Jack Tracy ... UC's Bob Stratton had a pair of TDs on runs of 10- and 29 yards ... UC tallied 258 return yards to Toledo's 97.</p>							
1950	Sun	West Texas A&M	L	14-13	Sid Gillman	01/01/51	El Paso, Texas (Kidd Field)
<p>West Texas A&M used a trick play on a fake punt to score the game-winning touchdown ... Faced with a fourth and long, punter Frank Wise moved under center, took the snap and lateraled to the right to quarterback Gene Mayfield ... Mayfield completed a pass to Cross at the UC 40 and Cross broke several tackles to finish the 62-yard touchdown pass.</p>							
1997	Humanitarian	Utah State	W	35-19	Rick Minter	12/29/97	Boise, Idaho (Bronco Stadium)
<p>UC's appearance snapped a 47-year bowl drought ... Chad Plummer was voted the game's MVP ... He completed 5-of-10 passes for 61 yards and a TD while rushing 15 times for 53 yards and scoring another TD ... The Bearcats held a 265-76 advantage in rushing yards while holding the ball for more than 42 minutes.</p>							
2000	Motor City	Marshall	L	25-14	Rick Minter	12/27/00	Pontiac, Mich. (Silverdome)
<p>Byron Leftwich threw for one TD and rushed for another to help Marshall rally for 16 second-half points to defeat Cincinnati, 25-14 ... UC used a pair of DeMarco McCleskey touchdown runs to build a 14-9 halftime lead ... The Cincinnati offense, which ran up 181 yards of total offense in the first half, struggled after intermission, failing to score on any of its six possessions.</p>							
2001	Motor City	Toledo	L	23-16	Rick Minter	12/29/01	Pontiac, Mich. (Silverdome)
<p>Chester Taylor rushed for a bowl-record 190 yards, including a game-winning 24-yard touchdown with 3:23 left to lead Toledo to a 23-16 win over Cincinnati ... UT held UC to just 13 yards on the ground ... Gina Guidugli was 29-for-46 for 283 yards and a touchdown ... Tye Keith caught a bowl-record nine passes for 63 yards.</p>							
2002	New Orleans	North Texas	L	24-19	Rick Minter	12/17/02	New Orleans, La. (Louisiana Superdome)
<p>Kevin Galbreath rushed for 130 yards and a touchdown to earn MVP honors as North Texas defeated Cincinnati, 24-19 ... DeMarco McCleskey rushed 23 times for 85 yards to set the UC season rushing record with 1,361 yards ... Jan Olinger's four catches for 107 yards raised his season total to 1,114 yards, breaking Jim O'Brien's 34-year old record of 1,107 receiving yards.</p>							
2004	Fort Worth	Marshall	W	32-14	Mark Dantonio	12/23/04	Fort Worth, Texas (Amon G. Carter Stadium)
<p>LB Tyjuan Hagler blocked a punt one minute into the game, which was returned by Antwan Giddens for a touchdown ... Hagler forced a fumble to set up one of three Kevin Lovell field goals, recorded a sack and had a team-high seven tackles to earn a spot on Football News' all-bowl team.</p>							
2006	International	Western Michigan	W	27-24	Brian Kelly	01/06/07	Toronto, Canada (Rogers Centre)
<p>UC's defense and steady special teams play--trademarks of the 2006 season--lifted UC to a 27-24 win in the inaugural International Bowl ... Kevin Lovell's 33-yard field goal with 6:11 remaining in the contest provided the winning points for UC ... Dominick Goodman had seven receptions for a 109 yards and two TDs, earning Most Outstanding Player honors.</p>							
2007	PapaJohns.com	Southern Miss	W	31-21	Brian Kelly	12/22/07	Birmingham, Ala. (Legion Field)
<p>Ben Mauk passed for 334 yards and four touchdowns, earning MVP honors, becoming only the third UC signal called to pass for 3,000 yards in a season ... DeAngelo Smith intercepted three passes ... UC secured its second 10-win season and first since 1951, while virtually assuring a spot in the final rankings for the first time.</p>							

BOWL-BY-BOWL HISTORY



YEAR	BOWL	OPPONENT	W/L	SCORE	UC COACH	DATE	SITE
2008	Orange	Virginia Tech	L	20-7	Brian Kelly	01/01/09	Miami Gardens, Fla. (Dolphin Stadium)
<p><i>The game marked UC's first appearance in a Bowl Championship Series game ... Darren Evans, the game's MVP, had 28 carries for 153 yards and a touchdown ... Virginia Tech's defense came up with four interceptions ... UC's Mardy Gilyard had 255 all-purpose yards and a touchdown ... The Bearcats' six-game winning streak was snapped.</i></p>							
2009	Sugar	Florida	L	51-24	Jeff Quinn	01/01/10	New Orleans, La. (Louisiana Superdome)
<p><i>Tim Tebow threw for a career-high 482 yards and three TDs and ran for 51 yards and another TD ... Tebow's 533 yards of total offense were the most in BCS history ... Jeff Quinn served as the Bearcats interim head coach after Brian Kelly departed for Notre Dame earlier in the month ... The loss ended UC's perfect season ... Gators' head coach Urban Meyer is a UC alum.</i></p>							
2011	Liberty	Vanderbilt	W	31-24	Butch Jones	12/31/11	Memphis, Tenn. (Liberty Bowl Memorial Stadium)
<p><i>Isaiah Pead ran for 149 yards and a touchdown, and Ralph David Abernathy IV's 90-yard kickoff return early in the fourth quarter put Cincinnati ahead to stay as the Bearcats edged Vanderbilt 31-24 ... Zach Collaros completed one of the more remarkable comebacks in college football, starting under center 47 days following surgery to correct a broken right ankle.</i></p>							
2012	Belk	Duke	W	48-34	Steve Stripling	12/27/12	Charlotte, N.C. (Bank of America Stadium)
<p><i>Brendan Kay threw an 83-yard touchdown pass to tight end Travis Kelce with 44 seconds to go, lifting the Bearcats to an improbable 48-34 win over the Blue Devils ... Kay set a Belk Bowl record with four TD passes and was named the game's MVP ... Nick Temple capped the wild finish with a 55-yard interception return with 14 seconds left.</i></p>							
2013	Belk	North Carolina	L	39-17	Tommy Tuberville	12/28/13	Charlotte, N.C. (Bank of America Stadium)
<p><i>Cincinnati was looking to become the Belk Bowl's first back-to-back champion, but North Carolina snatched an early 16-0 first quarter lead en route to a 39-17 win ... An injury plagued Bearcats' squad struggled to kick start the offense as last year's bowl MVP Brendan Kay was limited to just 181 passing yards and no touchdowns.</i></p>							
2014	Military	Virginia Tech	L	33-17	Tommy Tuberville	12/27/14	Annapolis, Md. (Navy-Marine Corps Memorial Stadium)
<p><i>QB Gunner Kiel threw for 233 yards and a TD in the first half, but was injured in the third quarter on a sack fumble for a Hokies TD ... Turnovers and untimely penalties stalled the high-octane offense and put UC in a hole they couldn't climb out of ... Walk-on QB Michael Colasimo relieved Kiel and had a 43-yard TD pass to Chris Moore in the fourth quarter.</i></p>							
2014	Hawai'i	San Diego State	L	42-7	Tommy Tuberville	12/24/15	Honolulu, Hawai'i (Aloha Stadium)
<p><i>Not a whole lot went right for UC as San Diego State won the coin toss and returned the opening kickoff 100 yards for a TD on the way to a 42-7 win ... UC trailed 21-0 at the half, turned it over three times and gave up four sacks ... RB Mike Boone broke up the shutout with a 1-yard plunge late in the fourth quarter.</i></p>							
2018	Military	Virginia Tech	W	35-31	Luke Fickell	12/31/18	Annapolis, Md. (Navy-Marine Corps Memorial Stadium)
<p><i>Michael Warren II ran for a Cincinnati bowl record 166 yards and scored two touchdowns to propel the Bearcats to a 35-31 victory over Virginia Tech on a rain-soaked afternoon ... QB Hayden Moore came off the bench to help lead UC to the win. Moore, who entered the game throwing only 26 passes on the year, finished 11-of-25 for 120 and a 19-yard rushing score.</i></p>							
2019	Birmingham	Boston College	W	38-6	Luke Fickell	01/02/20	Birmingham, Ala. (Legion Field)
<p><i>Desmond Ridder ran for 105 yards, three TDs and threw a scoring pass to lead UC to a 38-6 victory over Boston College in a lightning-delayed game ... The Bearcats dominated the Eagles following a 90-minute weather delay midway through the first quarter ... Ridder, the game's MVP, set a UC bowl record for rushing and total TDs in just over three quarters of action.</i></p>							

1947 SUN BOWL


1949 GLASS BOWL

1950 SUN BOWL

VIRGINIA TECH
JANUARY 1, 1947
El Paso, Texas



TOLEDO
DECEMBER 3, 1949
Toledo, Ohio



W. TEXAS A&M
JANUARY 1, 1951
El Paso, Texas



	1	2	3	4	F
Cincinnati	0	0	12	6	18
Virginia Tech	0	0	0	6	6

	1	2	3	4	F
Cincinnati	0	15	18	0	33
Toledo	0	6	0	7	13

	1	2	3	4	F
Cincinnati	0	6	7	0	13
West Texas A&M	0	7	7	0	14

SCORING PLAYS

- 3rd **CIN** H. Johnson 13 yd run (Sarsfield kick failed)
CIN 6 - VT 0
- CIN** Sabato 1 yd run (Sarsfield kick failed)
CIN 12 - VT 0
- 4th **VT** Beard 3 yd run (kick failed)
CIN 12 - VT 6
- 3rd **CIN** McMillan 3 yd run (Sarsfield kick failed)
CIN 18 - VT 6

SCORING PLAYS

- 2nd **CIN** Tracy Safety
CIN 2 - TOL 0
- CIN** Stratton 10 yd run (Schuster kick)
CIN 8 - TOL 0
- CIN** Hauk 21 yd pass from O'Malley (kick failed)
CIN 15 - TOL 0
- TOL** Cole 8 yd run (Martin kick failed)
CIN 15 - TOL 6
- 3rd **CIN** Stratton 29 yd run (kick failed)
CIN 21 - TOL 6
- CIN** Gibson 76 yd punt return (kick failed)
CIN 27 - TOL 6
- CIN** Gibson 80 yard int return (kick failed)
CIN 33 - TOL 6
- 4th **TOL** Miley 2 yd run (Martin kick)
CIN 33 - TOL 13

SCORING PLAYS

- 2nd **WT** Cross 4 yd run (Dunn kick)
WT 7 - CIN 0
- CIN** McKeever 3 yd run (Shalosky kick failed)
CIN 6 - WT 7
- 3rd **CIN** Stratton 17 yd pass from Rossi (Shalosky kick)
CIN 13 - WT 7
- WT** Cross 62 yd pass from Mayfield (Dunn kick)
CIN 13 - WT 14

	CIN	VT
First Downs	16	13
Rushing yds.	369	34
Passing yds.	94	85
Total off.	463	119
Passes	5-19-3	4-15-2
Punting avg.	19	41
Fumbles	0	0
Penalty yds.	85	29

	CIN	TOL
First downs	14	12
Rushes-yards	38-197	46-187
Passing yards	133	89
Passing A-C-I	21-8-1	15-6-3
Punts-Avg.	5-32.8	6-37.5
Fumbles-Lost	4-4	3-1
Penalties-Yards	11-95	4-40

	CIN	WT
First downs	12	19
Rushes-yards	37-106	50-238
Passing yards	170	123
Passing A-C-I	30-14-3	15-6-3
Punts-Avg.	5-30.4	4-39.5
Fumbles-Lost	3-0	3-0
Penalties-Yards	8-70	8-80

INDIVIDUAL STATISTICS ARE NOT AVAILABLE

RUSHING: Cincinnati-Bellamah 16-78; Benzinger 10-62; Stratton 6-51, 2; Sweeney 1-12; Brill 1-5; O'Malley 3-[-11]. Toledo-Cole 17-76; Han 7-62; Miley 13-53; Pete 1-6; Hays 3-1; Johnson 5-[-11].

PASSING: Cincinnati-O'Malley 20-7-1, 133, 1; Gibson 1-0-0, 0, 0. Toledo-Johnson 11-3-1, 38, 0; Pete 3-2-1, 51, 0; Miley 1-1-0, 10, 0.

RECEIVING: Cincinnati-Kelly 3-53; Staub 2-48; Hauk 1-21, 1; Stratton 1-11. Toledo-Han 4-79; Laude 1-17; Hays 1-3.

RUSHING: Cincinnati-Stratton 8-59; T. McKeever 9-40, 1; D. McKeever 4-20; Anthony 4-14; Delaney 3-10; Rossi 9-[-37]. West Texas A&M: Wright 23-135; Cross 15-53; Mayfield 10-40; Wise 2-[-10].

PASSING: Cincinnati-Rossi 29-14-3, 170, 1; Delaney 1-0-0, 0, 0. West Texas A&M-Mayfield 14-5-3, 103, 1; Wise 1-1-0, 20, 0.

RECEIVING: Cincinnati-Kelly 5-89; Benzinger 1-34; Jarvis 3-21; Stratton 2-18, 1; Staub 1-9; D. McKeever 1-2, Anthony 1-[-3].

1997 HUMANITARIAN BOWL

UTAH STATE

DECEMBER 29, 1997

Boise, Idaho



	1	2	3	4	F
Cincinnati	7	14	14	0	35
Utah State	0	0	13	6	19

SCORING PLAYS

- 1st 04:03 CIN Bonner 14 yd pass from Plummer (Judge kick)**
7-39, CIN 7 - USU 0
- 2nd 14:12 CIN Bonner 14 yd pass from Kenner (Judge kick)**
9-56, CIN 14 - USU 0
- 08:30 CIN Smith 1 yd run (Judge kick)**
6-18, CIN 21 - USU 0
- 3rd 08:39 CIN Plummer 15 yd rush (Judge kick)**
7-57, CIN 28 - USU 0
- 07:31 USU Smith 75 yd pass from Sauk (Bohn kick)**
3-80, CIN 28 - USU 7
- 02:28 CIN Smith 7 yd rush (Judge kick)**
10-60, CIN 35 - USU 7
- 00:29 USU Blue 3 yd rush (Bohn kick failed)**
7-80, CIN 35 - USU 13
- 4th 14:18 USU Passey 10 yd fumble return (pass failed)**
CIN 35 - USU 19

	CIN	USU
FIRST DOWNS.....	23	15
RUSHES-YARDS (NET).....	65-225	20-63
PASSING YDS (NET).....	186	253
Passes Att-Comp-Int.....	25-15-0	30-12-3
TOTAL OFFENSE PLAYS-YARDS.....	90-411	50-316
Fumble Returns-Yards.....	2-0	1-10
Punt Returns-Yards.....	4-65	2-26
Kickoff Returns-Yards.....	4-83	2-58
Interception Returns-Yards.....	3-84	0-0
Punts (Number-Avg).....	5-36.8	6-32.3
Fumbles-Lost.....	2-1	1-1
Penalties-Yards.....	7-84	3-13
Possession Time.....	42:17	17:43
Third-Down Conversions.....	14 of 22	2 of 10
Fourth-Down Conversions.....	1 of 4	0 of 1
Red-Zone Scores-Chances.....	5-7	3-4
Sacks By: Number-Yards.....	2-13	1-3

RUSHING: Cincinnati-O. Smith 15-78, 1; Plummer 15-53, 1; Cooper 17-47; L. Smith 7-32, 1; Royal 9-24; Isom 1-1; Team 1-(-10). Utah State-Brown 12-56; Smith 2-11; Blue 2-6, 1; Sauk 4-(-10).

PASSING: Cincinnati-Kenner 16-10-0, 124, 1; Plummer 9-5-0, 62, 1. Utah State-Sauk 30-12-3, 253, 1.

RECEIVING: Cincinnati-Bonner 4-48, 2; Collins-Baker 4-36; Plummer 4-64; Monroe 2-26; Royal 1-12. Utah State-Smith 4-136; Jenkins 4-80; Brown 3-29; Damuni 1-8.

2000 MOTOR CITY BOWL

MARSHALL

DECEMBER 27, 2000

Detroit, Michigan



	1	2	3	4	F
Cincinnati	7	7	0	0	14
Marshall	9	0	13	3	25

SCORING PLAYS

- 1st 12:48 MAR Watts 77 yd pass from Leftwich (Jenkins kick)**
4-88 2:12, CIN 0 - MAR 7
- 08:28 CIN McCleskey 2 yd run (Arszman kick)**
9-67 4:20, CIN 7 - MAR 7
- 02:35 MAR OWENS, Michael safety**
,, CIN 7 - MAR 9
- 2nd 01:44 CIN McCleskey 2 yd run (Arszman kick)**
5-21 2:54, CIN 14 - MAR 9
- 3rd 12:01 MAR Leftwich 1 yd run (Leftwich pass failed)**
4-41 1:36, CIN 14 - MAR 15
- 07:24 MAR Wallace 4 yd run (Jenkins kick)**
11-56 2:47, CIN 14 - MAR 22
- 4th 00:43 MAR Jenkins 25 yd field goal**
4-4 1:26, CIN 14 - MAR 25

	CIN	MU
FIRST DOWNS.....	24	13
RUSHES-YARDS (NET).....	42-96	30-101
PASSING YDS (NET).....	189	221
Passes Att-Comp-Int.....	39-19-2	30-17-1
TOTAL OFFENSE PLAYS-YARDS.....	81-285	60-322
Fumble Returns-Yards.....	0-0	0-0
Punt Returns-Yards.....	1-5	1-0
Kickoff Returns-Yards.....	5-92	3-53
Interception Returns-Yards.....	1-4	2-46
Punts (Number-Avg).....	5-29.8	6-37.5
Fumbles-Lost.....	1-0	1-1
Penalties-Yards.....	11-80	14-110
Possession Time.....	35:59	24:01
Third-Down Conversions.....	6 of 17	4 of 13
Fourth-Down Conversions.....	2 of 4	0 of 0
Red-Zone Scores-Chances.....	0-0	0-0
Sacks By: Number-Yards.....	3-22	3-27

RUSHING: Cincinnati-MCCLESKEY, Dema 20-72; JACKSON, Ray 14-61; GARDEN, Lloyd 1-8; VANN, LaDaris 1-6; JACKSON, Jeremy 1-minus 24; KENNER, Deontey 5-minus 27. Marshall-WALLACE, Frank. 20-78; LEFTWICH, Byron 9-21; CAREY, Brandon 1-2.

PASSING: Cincinnati-KENNER, Deontey 19-9-2-189. Marshall-LEFTWICH, Byron 17-30-1-221.

RECEIVING: Cincinnati-COLLINS-BAKER, 4-55; CHATMAN, Antoni 3-42; VANN, LaDaris 3-42; KEITH, Tye 3-20; DREWERY, Robert 2-15; DEATHERAGE, JR 2-13; JACKSON, Ray 2-2. Marshall-FOYE, David 5-26; WALLACE, Frank. 4-26; WATTS, Darius 3-90; POOLE, Nate 3-65; WASHINGTON, La. 2-14.

2001 MOTOR CITY BOWL

TOLEDO

DECEMBER 29, 2001

Detroit, Michigan



	1	2	3	4	F
Cincinnati	0	13	0	3	16
Toledo	3	0	10	10	23

SCORING PLAYS

- 1st 09:24 UT France 28 yd field goal**
10-42 4:24, CIN 0 - UT 3
- 2nd 09:05 CIN Ruffin 29 yd field goal**
7-33 2:18, CIN 3 - UT 3
- 02:43 CIN Walker 28 yd pass from Guidugli (Ruffin kick)**
6-71 2:06, CIN 10 - UT 3
- 00:00 CIN Ruffin 46 yd field goal**
6-24 1:34, CIN 13 - UT 3
- 3rd 11:33 UT France 42 yd field goal**
8-55 3:20, CIN 13 - UT 6
- 01:44 UT Bolden 28 yd run (France kick)**
5-80 1:11, CIN 13 - UT 13
- 4th 09:42 UT France 30 yd field goal**
14-76 5:09, CIN 13 - UT 16
- 06:26 CIN Ruffin 25 yd field goal**
9-73 3:06, CIN 16 - UT 16
- 03:23 UT Taylor 24 yd run (France kick)**
7-80 2:57, CIN 16 - UT 23

	CIN	UT
FIRST DOWNS.....	19	24
RUSHES-YARDS (NET).....	19-11	51-322
PASSING YDS (NET).....	283	135
Passes Att-Comp-Int.....	47-29-0	28-14-1
TOTAL OFFENSE PLAYS-YARDS.....	66-294	79-457
Fumble Returns-Yards.....	0-0	0-0
Punt Returns-Yards.....	2-10	3-21
Kickoff Returns-Yards.....	4-63	1-13
Interception Returns-Yards.....	1-20	0-0
Punts (Number-Avg).....	7-49.4	4-39.2
Fumbles-Lost.....	1-0	0-0
Penalties-Yards.....	6-48	8-75
Possession Time.....	25:44	34:16
Third-Down Conversions.....	2 of 12	6 of 16
Fourth-Down Conversions.....	0 of 1	0 of 2
Red-Zone Scores-Chances.....	2-3	2-3
Sacks By: Number-Yards.....	0-0	2-14

RUSHING: Cincinnati-MCCLESKEY, Dema 11-18; JACKSON, Ray 6-7; GUIDUGLI, Gino 2-minus 14. Toledo-TAYLOR, Chester 31-190; BOLDEN, Tavares 7-99; MCCRAY, Antwon 12-36; TEAM 1-minus 3.

PASSING: Cincinnati-GUIDUGLI, Gino 29-46-0-283; KEITH, Tye 0-1-0-0. Toledo-BOLDEN, Tavares 14-28-1-135.

RECEIVING: Cincinnati-KEITH, Tye 9-63; VANN, LaDaris 8-78; DLINGER, Jon 3-47; JACKSON, Ray 3-38; MCCLESKEY, Dema 2-18; WIZE, Nathan 2-7; WALKER, Tim 1-28; HOLLY, Daven 1-4. Toledo-FORD, Carl 5-73; MCCRAY, Antwon 3-14; JOHNSON, Manny 2-23; GREENE, Donta 2-13; HOLMES, Chris 1-15; CLARKE, Andrew 1-minus 3.

2002 NEW ORLEANS BOWL

NORTH TEXAS

DECEMBER 17, 2002

New Orleans, Louisiana



	1	2	3	4	F
Cincinnati	7	0	6	6	19
North Texas	3	14	7	0	24

SCORING PLAYS

- 1st 08:36 CIN Keith 6 yd pass from Guidugli (Ruffin kick)**
7-47 4:02, CIN 7 - NT 0
- 00:58 NT Bazaldua, Nick 30 yd field goal**
9-58 2:10, CIN 7 - NT 3
- 2nd 10:53 NT Cobbs, Patrick 27 yd run (Bazaldua kick)**
6-66 3:12, CIN 7 - NT 10
- 02:46 NT Pearl 20 yd int return (Bazaldua kick)**
, CIN 7 - NT 17
- 3rd 12:58 NT Galbreath 35 yd run (Bazaldua kick)**
5-61 2:02, CIN 7 - NT 24
- 09:27 CIN Ruffin 29 yd field goal**
5-21 1:31, CIN 10 - NT 24
- 05:02 CIN Ruffin 33 yd field goal**
6-58 2:36, CIN 13 - NT 24
- 4th 05:15 CIN Callicott 43 yd fmb recovery (pass failed)**
, CIN 19 - NT 24

	CIN	NT
FIRST DOWNS.....	15	15
RUSHES-YARDS (NET).....	29-85	43-192
PASSING YDS (NET).....	224	126
Passes Att-Comp-Int.....	34-19-5	22-9-1
TOTAL OFFENSE PLAYS-YARDS.....	63-309	65-318
Fumble Returns-Yards.....	1-43	0-0
Punt Returns-Yards.....	2-2	1-11
Kickoff Returns-Yards.....	4-70	5-154
Interception Returns-Yards.....	1-50	5-49
Punts (Number-Avg).....	4-42.8	7-46.0
Fumbles-Lost.....	0-0	3-1
Penalties-Yards.....	10-78	10-92
Possession Time.....	29:32	30:28
Third-Down Conversions.....	5 of 15	4 of 16
Fourth-Down Conversions.....	0 of 1	0 of 0
Red-Zone Scores-Chances.....	3-3	2-2
Sacks By: Number-Yards.....	1-9	1-9

RUSHING: Cincinnati-McCLESKEY, Dema 23-85; HALL, Richard 2-7; VANN, Booker 1-1; GUIDUGLI, Gino 3-minus 8. North Texas-Galbreath, Kevin 28-130; Cobbs, Patrick 4-29; Hickmon, Michael 3-22; Smith, Andrew 5-8; Branch, Ja'Mel 2-4; Howard, Kevin 1-minus 1.

PASSING: Cincinnati-GUIDUGLI, Gino 19-34-5-224. North Texas-Smith, Andrew 9-22-1-126.

RECEIVING: Cincinnati-OLINGER, Jon 4-107; KEITH, Tye 4-44; HART, Dennis 3-21; HALL, Richard 3-20; McCLESKEY, Dema 3-16; VANN, Booker 1-16; VANN, LaDaris 1-0. North Texas-Howard, Kevin 5-78; Branch, Ja'Mel 3-27; Marshall, George 1-21.

2004 FORT WORTH BOWL

MARSHALL

DECEMBER 23, 2004

Fort Worth, Texas



	1	2	3	4	F
Marshall	14	0	0	0	14
Cincinnati	10	14	0	8	32

SCORING PLAYS

- 1st 14:00 CIN Giddens 9 yd blkd punt ret (Lovell kick)**
, MAR 0 - CIN 7
- 06:23 CIN Lovell 23 yd field goal**
5-21 1:46, MAR 0 - CIN 10
- 01:00 MAR Davis 14 yd pass from Hill (O'Connor kick)**
12-67 5:17, MAR 7 - CIN 10
- 00:16 MAR Smith 32 yd int return (O'Connor kick)**
, MAR 14 - CIN 10
- 2nd 04:31 CIN Celek 15 yd pass from Guidugli (Lovell kick)**
13-56 6:16, MAR 14 - CIN 17
- 00:18 CIN Jackson 8 yd pass from Guidugli (Lovell kick)**
11-87 2:32, MAR 14 - CIN 24
- 4th 10:50 CIN Lovell 19 yd field goal**
18-61 8:25, MAR 14 - CIN 27
- 08:42 CIN Team safety**
, MAR 14 - CIN 29
- 04:59 CIN Lovell 35 yd field goal**
9-32 4:43, MAR 14 - CIN 32

	MAR	CIN
FIRST DOWNS.....	11	24
RUSHES-YARDS (NET).....	21-3	45-168
PASSING YDS (NET).....	137	231
Passes Att-Comp-Int.....	32-14-1	39-24-2
TOTAL OFFENSE PLAYS-YARDS.....	53-134	84-399
Fumble Returns-Yards.....	0-0	0-0
Punt Returns-Yards.....	1-8	3-62
Kickoff Returns-Yards.....	7-133	2-41
Interception Returns-Yards.....	2-36	1-9
Punts (Number-Avg).....	5-25.6	2-40.0
Fumbles-Lost.....	2-1	1-0
Penalties-Yards.....	1-5	6-60
Possession Time.....	21:33	38:27
Third-Down Conversions.....	4 of 14	11 of 19
Fourth-Down Conversions.....	2 of 3	2 of 3
Red-Zone Scores-Chances.....	1-2	5-6
Sacks By: Number-Yards.....	0-0	3-15

RUSHING: Marshall-CHARLES, Earl 7-9; HILL, Stan 5-4; TEAM 1-minus 1; BRADSHAW, Ahmad 6-minus 5; GOCHNEAUR, Grah 2-minus 10. Cincinnati-HALL, Richard 23-62; GLATTHAAR, Brad 10-48; BENTON, Butler 7-33; GUIDUGLI, Gino 3-12; DANIELS, Mike 1-10; CARPENTER, Jon 1-3.

PASSING: Marshall-HILL, Stan 14-30-1-137; GOCHNEAUR, Grah 0-2-0-0. Cincinnati-GUIDUGLI, Gino 24-36-1-231; CAREY, Collin 0-1-1-0; TEAM 0-1-0-0; MURRAY, George 0-1-0-0.

RECEIVING: Marshall-DAVIS, Josh 5-67; BATES, Brad 4-27; SPANN, Emanuel 2-2; DEIFEL, Joe 1-30; FITZGERALD, Mar 1-10; BRADSHAW, Ahmad 1-1. Cincinnati-THOMAS, Hanniba 9-102; HALL, Richard 5-38; JACKSON, Earnes 4-24; CELEK, Brent 2-37; MURRAY, George 2-20; DANIELS, Mike 1-8; POLAND, Bill 1-2.

2007 INTERNATIONAL BOWL

W. MICHIGAN

JANUARY 6, 2007

Toronto, Ontario



	1	2	3	4	F
Western Michigan	0	17	0	7	24
Cincinnati	14	10	0	3	27

SCORING PLAYS

- 1st 11:32 CIN Bowie 25 yd intreturn (Lovell kick)**
, WMU 0 - CIN 7
- 06:27 CIN Goodman 21 yd pass from Davila (Lovell kick)**
5-64 2:06, WMU 0 - CIN 14
- 2nd 14:30 CIN Goodman 21 yd pass from Davila (Lovell kick)**
11-74 4:18, WMU 0 - CIN 21
- 10:23 CIN Lovell 37 yd field goal**
8-39 3:13, WMU 0 - CIN 24
- 09:45 WMU Simmons 76 yd pass from Biggers (Meyer kick)**
1-76 0:28, WMU 7 - CIN 24
- 05:35 WMU Martin 30 yd pass from Cubit (Meyer kick)**
6-57 2:40, WMU 14 - CIN 24
- 00:08 WMU Meyer 29 yd field goal**
4-3 0:18, WMU 17 - CIN 24
- 4th 10:53 WMU West 7 yd run (Meyer kick)**
6-47 1:41, WMU 24 - CIN 24
- 06:11 CIN Lovell 33 yd field goal**
12-76 4:32, WMU 24 - CIN 27

	WMU	CIN
FIRST DOWNS.....	19	21
RUSHES-YARDS (NET).....	29-108	34-126
PASSING YDS (NET).....	260	221
Passes Att-Comp-Int.....	45-24-2	37-20-2
TOTAL OFFENSE PLAYS-YARDS.....	74-368	71-347
Fumble Returns-Yards.....	0-0	0-0
Punt Returns-Yards.....	0-0	1-13
Kickoff Returns-Yards.....	2-33	4-57
Interception Returns-Yards.....	2-0	2-27
Punts (Number-Avg).....	7-41.6	5-43.6
Fumbles-Lost.....	0-0	2-1
Penalties-Yards.....	3-19	2-20
Possession Time.....	29:45	30:15
Third-Down Conversions.....	6 of 18	7 of 16
Fourth-Down Conversions.....	1 of 1	0 of 0
Red-Zone Scores-Chances.....	2-2	2-3
Sacks By: Number-Yards.....	4-28	2-10

RUSHING: Western Michigan-WEST, Brandon 21-109; THOMPSON, G. 6-9; CUBIT, Ryan 2-minus 10. Cincinnati-BENTON, Butler 10-62; MOORE, Greg 10-57; GRUTZA, Dustin 3-22; GLATTHAAR, Bradley 4-14; DAVILA, Nick 7-minus 29.

PASSING: Western Michigan-CUBIT, Ryan 23-43-2-184; MARTIN, Herb 0-1-0-0; BIGGERS, E.J. 1-1-0-76. Cincinnati-DAVILA, Nick 19-35-2-214; GRUTZA, Dustin 1-2-0-7.

RECEIVING: Western Michigan-SIMMONS, J. 13-172; LEDBETTER, B. 5-38; MARTIN, Herb 4-43; MARAGOS, Chris 1-5; WEST, Brandon 1-2. Cincinnati-GOODMAN, Dominick 7-109; CELEK, Brent 4-21; POLAND, Bill 3-17; BENTON, Butler 2-26; MOORE, Greg 2-20; MARTIN, Jared 1-19; STEWART, Derrick 1-9.

2007 PAPAJOHNS.COM BOWL

SOUTHERN MISS
DECEMBER 22, 2007
 Birmingham, Alabama



	1	2	3	4	F
Southern Miss	7	0	7	7	21
Cincinnati	0	14	17	0	31

SCORING PLAYS

- 1st 05:23 USM Nelson 10 yd pass from Young (Estes kick)**
5-59 1:55, USM 7 - UC 0
- 2nd 06:12 CIN Goodman 14 yd pass from Mauk (Rogers kick)**
7-75 2:19, USM 7 - UC 7
- 00:24 CIN Goodman 5 yd pass from Mauk (Rogers kick)**
6-49 1:23, USM 7 - UC 14
- 3rd 13:17 CIN E. Jackson 29 yd pass from Mauk (Rogers kick)**
1-29 0:08, USM 7 - UC 21
- 06:48 USM Young 1 yd run (Estes kick)**
14-80 6:29, USM 14 - UC 21
- 04:08 CIN Giddens 10 yd pass from Mauk (Rogers kick)**
8-58 2:32, USM 14 - UC 28
- 00:05 CIN Rogers 22 yd field goal**
9-51 2:28, USM 14 - UC 31
- 4th 09:37 USM Chr. Johnson 5 yd pass from Young (Estes kick)**
11-76 5:23, USM 21 - UC 31

	USM	CIN
FIRST DOWNS.....	19	21
RUSHES-YARDS (NET).....	49-217	26-71
PASSING YDS (NET).....	122	334
Passes Att-Comp-Int.....	32-18-3	52-30-3
TOTAL OFFENSE PLAYS-YARDS.....	81-339	78-405
Fumble Returns-Yards.....	0-0	0-0
Punt Returns-Yards.....	2-8	0-0
Kickoff Returns-Yards.....	2-30	3-90
Interception Returns-Yards.....	3-9	3-0
Punts (Number-Avg).....	6-39.2	4-47.0
Fumbles-Lost.....	0-0	1-1
Penalties-Yards.....	8-80	8-51
Possession Time.....	33:36	26:24
Third-Down Conversions.....	6 of 17	6 of 14
Fourth-Down Conversions.....	1 of 4	1 of 2
Red-Zone Scores-Chances.....	3-3	4-5
Sacks By: Number-Yards.....	3-11	4-29

RUSHING: Southern Miss-FLETCHER, D. 29-155; YOUNG, Jeremy 17-55; HARRISON, Tory 2-7; BAREFOOT, Britt 1-0. Cincinnati-MAUK, Ben 12-41; MOORE, Greg 4-18; RAMSEY, Jacob 6-9; GLATTHAAR, B. 1-7; BENTON, Butler 1-0; TEAM 2-minus 4.

PASSING: Southern Miss-YOUNG, Jeremy 18-32-3-122. Cincinnati-MAUK, Ben 30-52-3-334.

RECEIVING: Southern Miss-FLETCHER, D. 7-50; NELSON, Shawn 3-18; MAGEE, Torris 2-15; JOHNSON, Chr. 2-13; MORGAN, Ed 2-8; HARRISON, Tory 1-18; BAPTISTE, G. 1-0. Cincinnati-GOODMAN, D. 7-95; BARWIN, Connor 7-86; GIDDENS, Antwan 7-64; JACKSON, E. 3-46; HOWARD, Charley 2-24; BARNETT, Marcus 2-17; MOORE, Greg 1-3; BENTON, Butler 1-minus 1.

2009 ORANGE BOWL

VIRGINIA TECH
JANUARY 1, 2009
 Miami Gardens, Florida



	1	2	3	4	F
Cincinnati	7	0	0	0	7
Virginia Tech	0	10	3	7	20

SCORING PLAYS

- 1st 13:08 CIN Gilyard 15 yd pass from Pike (Rogers kick)**
6-72 1:52, CIN 7 - VT 0
- 2nd 13:00 VT Taylor, T 17 yd run (Keys kick)**
9-73 5:08, CIN 7 - VT 7
- 00:00 VT Keys, D 43 yd field goal**
11-54 2:23, CIN 7 - VT 10
- 3rd 08:32 VT Keys, D 35 yd field goal**
13-68 6:28, CIN 7 - VT 13
- 4th 11:29 VT Evans, D 6 yd run (Keys kick)**
3-10 1:26, CIN 7 - VT 20

	CIN	VT
FIRST DOWNS.....	14	23
RUSHES-YARDS (NET).....	21-71	55-258
PASSING YDS (NET).....	239	140
Passes Att-Comp-Int.....	33-16-4	23-13-1
TOTAL OFFENSE PLAYS-YARDS.....	54-310	78-398
Fumble Returns-Yards.....	0-0	0-0
Punt Returns-Yards.....	3-31	1-1
Kickoff Returns-Yards.....	4-97	2-29
Interception Returns-Yards.....	1-0	4-10
Punts (Number-Avg).....	4-45.8	5-38.0
Fumbles-Lost.....	2-0	3-0
Penalties-Yards.....	3-30	3-17
Possession Time.....	20:21	39:39
Third-Down Conversions.....	2 of 9	8 of 18
Fourth-Down Conversions.....	1 of 2	1 of 2
Red-Zone Scores-Chances.....	1-3	3-4
Sacks By: Number-Yards.....	3-12	1-1

RUSHING: Cincinnati-RAMSEY, Jacob 4-34; GOEBEL, John 9-26; PEAD, Isaiah 2-10; PIKE, Tony 5-4; BARNETT, Marcus 1-minus 3. Virginia Tech-Evans, D 28-153; Taylor, T 15-47; Roberts, D 2-34; Boone, G 2-19; Oglesby, J 3-8; Coale, D 1-7; Team 4-minus 10.

PASSING: Cincinnati-PIKE, Tony 16-33-4-239. Virginia Tech-Taylor, T 13-22-1-140; Team 0-1-0-0.

RECEIVING: Cincinnati-GILYARD, Mardy 7-158; GOODMAN, D. 6-51; GOEBEL, John 1-18; BARNETT, Marcus 1-6; RAMSEY, Jacob 1-6. Virginia Tech-Coale, D 3-52; Boone, G 3-41; Boykin, J 2-28; Roberts, D 2-12; Evans, D 2-5; Jefferson, K 1-2.

2010 SUGAR BOWL

FLORIDA
JANUARY 1, 2010
 New Orleans, Louisiana



	1	2	3	4	F
Cincinnati	0	3	7	14	24
Florida	9	21	14	7	51

SCORING PLAYS

- 1st 06:13 UF Hernandez 7 yd pass from Tebow (kick failed)**
13-84 6:39, CIN 0 - UF 6
- 01:20 UF Sturgis 40 yd field goal**
8-58 3:28, CIN 0 - UF 9
- 2nd 09:07 UF Thompson 7 yd pass from Tebow (Sturgis kick)**
12-64 5:43, CIN 0 - UF 16
- 07:05 UF Moody 6 yd run (Sturgis kick)**
3-66 0:50, CIN 0 - UF 23
- 03:11 CIN Rogers 47 yd field goal**
11-43 3:54, CIN 3 - UF 23
- 03:02 UF Cooper 80 yd pass from Tebow (Sturgis kick)**
1-80 0:09, CIN 3 - UF 30
- 3rd 11:13 UF Moody 2 yd run (Sturgis kick)**
7-47 3:47, CIN 3 - UF 37
- 04:46 CIN Waugh 2 yd pass from Pike (Rogers kick)**
14-74 6:27, CIN 10 - UF 37
- 02:06 UF Tebow, T. 4 yd run (Sturgis, C. kick)**
6-74 2:40, CIN 10 - UF 44
- 4th 10:07 CIN Binns 3 yd pass from Pike (Rogers kick)**
11-52 3:58, CIN 17 - UF 44
- 07:06 UF Rainey, C. 6 yd run (Sturgis, C. kick)**
6-66 3:01, CIN 17 - UF 51
- 03:43 CIN Alli 6 yd pass from Pike (Rogers kick)**
9-74 3:23, CIN 24 - UF 51

	CIN	UF
FIRST DOWNS.....	19	28
RUSHES-YARDS (NET).....	23-76	34-177
PASSING YDS (NET).....	170	482
Passes Att-Comp-Int.....	45-27-0	36-31-0
TOTAL OFFENSE PLAYS-YARDS.....	68-246	70-659
Fumble Returns-Yards.....	0-0	0-0
Punt Returns-Yards.....	0-0	2-10
Kickoff Returns-Yards.....	9-226	4-116
Interception Returns-Yards.....	0-0	0-0
Punts (Number-Avg).....	6-42.2	1-44.0
Fumbles-Lost.....	1-0	0-0
Penalties-Yards.....	3-40	12-90
Possession Time.....	27:40	32:20
Third-Down Conversions.....	4 of 15	6 of 12
Fourth-Down Conversions.....	3 of 3	2 of 2
Red-Zone Scores-Chances.....	3-3	6-7
Sacks By: Number-Yards.....	2-8	4-24

RUSHING: Cincinnati-PEAD, Isaiah 7-48; KELCE, Travis 1-19; RAMSEY, Jacob 6-18; GOEBEL, John 1-8; WILLIAMS, D. 1-minus 5; PIKE, Tony 7-minus 12. Florida-Gillislee, M. 5-78; Tebow, T. 14-51; Rainey, C. 4-27; Moody, E. 8-14; Demps, J. 3-7.

PASSING: Cincinnati-PIKE, Tony 27-45-0-170. Florida-Tebow, T. 31-35-0-482; TEAM 0-1-0-0.

RECEIVING: Cincinnati-GILYARD, Mardy 7-41; BINNS, Armon 5-29; GUIDUGLI, Ben 5-22; WOODS, DJ 4-46; RAMSEY, Jacob 2-16; PEAD, Isaiah 1-7; ALLI, Kazeem 1-6; WAUGH, Marcus 1-2; GOEBEL, John 1-1. Florida-Hernandez, A. 9-111; Cooper, R. 7-181; Thompson, D. 5-63; Rainey, C. 4-71; Moody, E. 4-19; Nelson, D. 2-37.

2011 LIBERTY BOWL

VANDERBILT
DECEMBER 31, 2011
 Memphis, Tennessee



	1	2	3	4	F
Cincinnati	0	14	0	17	31
Vanderbilt	7	0	7	10	24

SCORING PLAYS

- 1st 07:34 VAN Stacy 7 yd run (Fowler kick)**
3-22 1:12, CIN 0 - VANDY 7
- 2nd 14:17 CIN Winn 69 yd run (Miliano kick)**
1-69 0:14, CIN 7 - VANDY 7
- 00:12 CIN McClung 8 yd pass from Collaros (Miliano kick)**
9-56 2:19, CIN 14 - VANDY 7
- 3rd 03:53 VAN Seymour 5 yd run (Fowler kick)**
8-52 2:24, CIN 14 - VANDY 14
- 4th 14:41 CIN Miliano 44 yd field goal**
12-33 4:05, CIN 17 - VANDY 14
- 14:03 VAN Boyd 68 yd pass from Smith (Fowler kick)**
2-76 0:30, CIN 17 - VANDY 21
- 13:51 CIN Abernathy 90 yd kickoff return (Miliano kick)**
, , CIN 24 - VANDY 21
- 01:52 CIN Pead 12 yd run (Miliano kick)**
3-31 1:23, CIN 31 - VANDY 21
- 00:24 VAN Fowler 35 yd field goal**
10-55 1:22, CIN 31 - VANDY 24

	CIN	VANDY
FIRST DOWNS.....	20	14
RUSHES-YARDS (NET).....	44-221	36-127
PASSING YDS (NET).....	80	168
Passes Att-Comp-Int.....	29-12-2	34-12-2
TOTAL OFFENSE PLAYS-YARDS.....	73-301	70-295
Fumble Returns-Yards.....	0-0	0-0
Punt Returns-Yards.....	2-1	3-22
Kickoff Returns-Yards.....	2-120	6-102
Interception Returns-Yards.....	2-17	2-11
Punts (Number-Avg).....	7-42.9	8-42.2
Fumbles-Lost.....	3-0	2-1
Penalties-Yards.....	5-55	6-39
Possession Time.....	30:37	29:14
Third-Down Conversions.....	4 of 15	6 of 19
Fourth-Down Conversions.....	0 of 0	1 of 2
Red-Zone Scores-Chances.....	2-3	3-3
Sacks By: Number-Yards.....	2-7	3-15

RUSHING: Cincinnati-PEAD, Isaiah 28-149; WINN, George 6-78; MCCLUNG, A. 1-4; TEAM 1-minus 2; COLLAROS, Zach 8-minus 8. Vanderbilt-Zac Stacy 18-57; Jordan Rodgers 9-33; Richard Kent 1-17; Larry Smith 5-17; Jerron Seymour 2-5; TEAM 1-minus 2.

PASSING: Cincinnati-COLLAROS, Zach 12-29-2-80. Vanderbilt-Larry Smith 8-19-1-142; Jordan Rodgers 4-14-1-26; Zac Stacy 0-1-0-0.

RECEIVING: Cincinnati-ROBINSON, A. 4-16; KELCE, Travis 3-29; PEAD, Isaiah 3-15; CHISUM, Alex 1-12; MCCLUNG, A. 1-8. Vanderbilt-Jordan Matthews 4-56; Brandon Barden 3-20; Chris Boyd 2-69; Zac Stacy 2-11; Wesley Tate 1-12.

2012 BELK BOWL

DUKE
DECEMBER 27, 2012
 Charlotte, North Carolina



	1	2	3	4	F
Cincinnati	3	14	10	21	48
Duke	16	0	8	10	34

SCORING PLAYS

- 1st 11:48 DUKE Connette 5 yd run (Martin kick blockd)**
8-79 3:12, CIN 0 - DUKE 6
- 06:12 DUKE Martin 33 yd field goal**
11-44 3:38, CIN 0 - DUKE 9
- 04:45 DUKE Foster 0 yd blkd punt ret (Martin kick)**
CIN 0 - DUKE 16
- 01:43 CIN Miliano 45 yd field goal**
8-50 2:56, CIN 3 - DUKE 16
- 2nd 04:02 CIN McClung 25 yd pass from Kay (Miliano kick)**
5-54 2:08, CIN 10 - DUKE 16
- 00:42 CIN Abernathy 41 yd pass from Kay (Miliano kick)**
6-98 1:46, CIN 17 - DUKE 16
- 3rd 10:02 CIN Miliano 27 yd field goal**
8-70 4:52, CIN 20 - DUKE 16
- 07:41 CIN Winn 48 yd run (Miliano kick)**
2-60 0:41, CIN 27 - DUKE 16
- 03:00 DUKE Vernon 10 yd pass from Renfree (Blakeney pass from Renfree)**
11-86 4:34, CIN 27 - DUKE 24
- 4th 12:45 DUKE Reeves 2 yd pass from Connette (Martin kick)**
9-68 2:55, CIN 27 - DUKE 31
- 11:19 CIN Moore 25 yd pass from Kay (Miliano kick)**
4-77 1:18, CIN 34 - DUKE 31
- 07:24 DUKE Martin 52 yd field goal**
10-46 3:48, CIN 34 - DUKE 34
- 00:44 CIN Kelce 83 yd pass from Kay (Miliano kick)**
4-94 0:36, CIN 41 - DUKE 34
- 00:14 CIN Temple 55 yd int ret (Miliano kick)**
CIN 48 - DUKE 34

	CIN	DUKE
FIRST DOWNS.....	18	36
RUSHES-YARDS (NET).....	28-222	39-200
PASSING YDS (NET).....	332	360
Passes Att-Comp-Int.....	25-17-0	50-38-2
TOTAL OFFENSE PLAYS-YARDS.....	53-554	89-560
Fumble Returns-Yards.....	0-0	0-0
Punt Returns-Yards.....	0-0	4-71
Kickoff Returns-Yards.....	4-73	7-124
Interception Returns-Yards.....	2-76	0-0
Punts (Number-Avg).....	5-31.4	1-79.0
Fumbles-Lost.....	0-0	3-2
Penalties-Yards.....	6-59	5-48
Possession Time.....	26:18	33:42
Third-Down Conversions.....	3 of 10	7 of 13
Fourth-Down Conversions.....	0 of 0	1 of 2
Red-Zone Scores-Chances.....	1-1	4-6
Sacks By: Number-Yards.....	0-0	2-12

RUSHING: Cincinnati-WINN, George 16-130; KAY, Brendon 10-76; MCCLUNG, A. 1-14; LUAllen, Jordan 1-2. Duke-J Snead 17-107; J Duncan 10-37; J Thompson 4-30; J Crowder 1-12; B Connette 5-8; S Renfree 2-6.

PASSING: Cincinnati-KAY, Brendon 17-25-0-332. Duke-S Renfree 37-49-2-358; B Connette 1-1-0-2.

RECEIVING: Cincinnati-KELCE, Travis 5-123; MCCLUNG, A. 3-110; ABERNATHY, RD 3-44; WINN, George 3-12; THOMPSON, K. 2-18; MOORE, Chris 1-25. Duke-C Vernon 10-119; J Crowder 6-49; D Scott 5-60; J Duncan 5-27; B Connette 4-31; I Blakeney 3-26; J Thompson 2-35; D Reeves 2-8; J Snead 1-5.

2013 BELK BOWL

N. CAROLINA
DECEMBER 29, 2013
 Charlotte, North Carolina



	1	2	3	4	F
Cincinnati	0	3	7	7	17
North Carolina	16	7	13	3	39

SCORING PLAYS

- 1st 05:40 NC Morris 2 yd run (Moore kick)**
11-88 3:39, CIN 0 - NC 7
- 02:25 NC Martin safety**
CIN 0 - NC 9
- 02:12 NC Logan 78 yd kickoff return (Moore kick)**
CIN 0 - NC 18
- 2nd 14:17 CIN Miliano 34 yd field goal**
10-48 2:55, CIN 3 - NC 18
- 10:16 NC Tabb 3 yd pass from Williams (Moore kick)**
12-76 4:01, CIN 3 - NC 23
- 3rd 10:41 NC Switzer 88 yd punt return (kick failed)**
CIN 3 - NC 29
- 08:08 CIN Abernathy 15 yd run (Miliano kick)**
9-75 2:33, CIN 10 - NC 29
- 03:32 NC Morris 1 yd run (Moore kick)**
13-65 4:36, CIN 10 - NC 36
- 4th 14:28 CIN Washington 10 yd run (Miliano kick)**
3-61 0:44, CIN 17 - NC 36
- 02:52 NC Moore 40 yd field goal**
15-74 8:19, CIN 17 - NC 39

	CIN	NC
FIRST DOWNS.....	20	23
RUSHES-YARDS (NET).....	36-168	46-174
PASSING YDS (NET).....	181	171
Passes Att-Comp-Int.....	36-16-1	33-19-0
TOTAL OFFENSE PLAYS-YARDS.....	72-349	79-345
Fumble Returns-Yards.....	0-0	0-0
Punt Returns-Yards.....	1--2	3-83
Kickoff Returns-Yards.....	5-92	4-125
Interception Returns-Yards.....	0-0	1-0
Punts (Number-Avg).....	5-36.4	4-44.2
Fumbles-Lost.....	1-1	1-1
Penalties-Yards.....	3-35	4-25
Possession Time.....	26:36	33:24
Third-Down Conversions.....	4 of 14	6 of 15
Fourth-Down Conversions.....	1 of 2	2 of 3
Red-Zone Scores-Chances.....	3-5	3-3
Sacks By: Number-Yards.....	0-0	5-51

RUSHING: Cincinnati-ABERNATHY, RD 13-67; WASHINGTON, Shaq 4-67; WILLIAMS, Hosey 10-46; GREEN, Tion 1-3; KAY, Brendon 8-minus 15. NC Tar Heels-Logan, T 15-77; Williams, M 9-46; Francis, K 10-28; Morris, R 10-16; Switzer, R 1-8; Davis, Q 1-minus 1.

PASSING: Cincinnati-KAY, Brendon 15-35-1-181; WASHINGTON, Shaq 1-1-0-0. NC Tar Heels-Williams, M 19-33-0-171.

RECEIVING: Cincinnati-MCCLUNG, Anthony 4-31; WASHINGTON, Shaq 3-36; ABERNATHY, RD 3-23; MOORE, Chris 2-46; MCKAY, Mekale 1-23; MORRISON, Max 1-11; ANNEN, Blake 1-6; WILLIAMS, Hosey 1-5. NC Tar Heels-Ebron, E 7-78; Tapley, S 4-22; Switzer, R 3-22; Thorpe, T 2-36; Davis, Q 1-6; Logan, T 1-4; Tabb, J 1-3.

2014 MILITARY BOWL

VIRGINIA TECH
DECEMBER 27, 2014
 Annapolis, Maryland



	1	2	3	4	F
Cincinnati	7	3	0	7	17
Virginia Tech	7	6	14	6	33

SCORING PLAYS

- 1st 05:47 CIN Moore 31 yd pass from Kiel (Gantz kick)**
 7-89 2:50, CIN 7 - VT 0
- 03:51 VT Coleman 1 yd run (Slye kick)**
 6-64 1:56, CIN 7 - VT 7
- 2nd 12:55 VT Slye 45 yd field goal**
 7-10 2:45, CIN 7 - VT 10
- 00:36 CIN Gantz 25 yd field goal**
 13-86 6:23, CIN 10 - VT 10
- 00:00 VT Slye 49 yd field goal**
 4-20 0:36, CIN 10 - VT 13
- 3rd 11:05 VT Malleck 1 yd pass from Brewer (Slye kick)**
 11-75 3:55, CIN 10 - VT 20
- 09:16 VT Stroman 12 yd fmb recovery (Slye kick)**
 CIN 10 - VT 27
- 4th 13:20 VT Slye 38 yd field goal**
 6-21 2:27, CIN 10 - VT 30
- 10:35 CIN Moore 43 yd pass from Colosimo (Gantz kick)**
 7-81 2:45, CIN 17 - VT 30
- 08:52 VT Slye 33 yd field goal**
 6-27 1:43, CIN 17 - VT 33

	CIN	VT
FIRST DOWNS.....	19	18
RUSHES-YARDS (NET).....	33-144	44-210
PASSING YDS (NET).....	345	124
Passes Att-Comp-Int.....	37-18-2	25-15-1
TOTAL OFFENSE PLAYS-YARDS.....	70-489	69-334
Fumble Returns-Yards.....	0-0	1-41
Punt Returns-Yards.....	2-0	3-30
Kickoff Returns-Yards.....	7-139	3-73
Interception Returns-Yards.....	1-0	2-13
Punts (Number-Avg).....	5-42.2	5-39.2
Fumbles-Lost.....	1-1	2-0
Penalties-Yards.....	7-73	4-35
Possession Time.....	29:04	30:56
Third-Down Conversions.....	7 of 15	7 of 15
Fourth-Down Conversions.....	0 of 1	0 of 0
Red-Zone Scores-Chances.....	1-1	5-5
Sacks By: Number-Yards.....	3-27	2-12

RUSHING: Cincinnati-COLOSIMO, Michael 4-54; BOONE, Mike 10-49; MOORE, Rod 9-22; WASHINGTON, Shaq 4-13; KIEL, Gunner 6-6. Virginia Tech-Coleman, JC 25-157; Rogers, S 4-18; Brewer, M 5-17; Edmunds, T 4-11; Hodges, B 2-6; Stroman, G 2-4; Motley, B 1-minus 1; Team 1-minus 2.

PASSING: Cincinnati-KIEL, Gunner 14-26-2-244; COLOSIMO, Michael 3-10-0-70; WASHINGTON, Shaq 1-1-0-31. Virginia Tech-Brewer, M 14-24-1-94; Ford, I 1-1-0-30.

RECEIVING: Cincinnati-WASHINGTON, Shaq 5-100; MOORE, Chris 4-103; CHISUM, Alex 2-39; MCKAY, Mekale 2-35; MORRISON, Max 2-13; BOONE, Mike 1-25; GLADNEY, Casey 1-24; MOORE, Rod 1-6. Virginia Tech-Ford, I 3-44; Byrn, W 3-14; Hodges, B 3-9; Malleck, R 2-4; Brewer, M 1-30; Rogers, S 1-19; Stroman, G 1-6; Edmunds, T 1-minus 2.

2015 HAWAII BOWL

SAN DIEGO ST.
DECEMBER 24, 2015
 Honolulu, Hawai'i



	1	2	3	4	F
San Diego State	14	7	7	14	42
Cincinnati	0	0	0	7	7

SCORING PLAYS

- 1st 14:45 SDSU Penny 100 yd ko ret (Hageman kick)**
 SDSU 7 - CIN 0
- 09:08 SDSU Holder 14 yd pass from Chapman (Hageman kick)**
 9-85 4:32, SDSU 14 - CIN 0
- 2nd 02:02 SDSU Gordon 16 yd pass from Pumphrey (Hageman kick)**
 4-56 1:49, SDSU 21 - CIN 0
- 3rd 05:14 SDSU Gordon 1 yd run (Hageman kick)**
 8-67 3:30, SDSU 28 - CIN 0
- 4th 11:29 SDSU Pumphrey 2 yd run (Hageman kick)**
 11-85 6:54, SDSU 35 - CIN 0
- 09:04 SDSU Barrett 43 yd int return (Hageman kick)**
 SDSU 42 - CIN 0
- 03:21 CIN Boone 1 yd run (Gantz kick)**
 12-73 5:35, SDSU 42 - CIN 7

	SDSU	CIN
FIRST DOWNS.....	22	15
RUSHES-YARDS (NET).....	52-207	32-77
PASSING YDS (NET).....	129	202
Passes Att-Comp-Int.....	12-9-0	31-19-3
TOTAL OFFENSE PLAYS-YARDS.....	64-336	63-279
Fumble Returns-Yards.....	0-0	0-0
Punt Returns-Yards.....	1-6	1-5
Kickoff Returns-Yards.....	1-100	6-127
Interception Returns-Yards.....	3-57	0-0
Punts (Number-Avg).....	4-34.2	6-48.7
Fumbles-Lost.....	0-0	0-0
Penalties-Yards.....	4-31	10-110
Possession Time.....	35:34	24:26
Third-Down Conversions.....	9 of 15	6 of 14
Fourth-Down Conversions.....	1 of 1	0 of 1
Red-Zone Scores-Chances.....	4-4	1-1
Sacks By: Number-Yards.....	4-28	1-2

RUSHING: San Diego State-PUMPHREY, Donne 25-99; PRICE, Chase 13-68; CHAPMAN, Christ 5-20; PENNY, Rashaad 3-17; GORDON, Dakota 3-7; TEAM 3-minus 4. Cincinnati-WILLIAMS, Hosey 9-50; BOONE, Mike 8-32; GREEN, Tion 10-32; GANTZ, Andrew 1-minus 9; MOORE, Hayden 4-minus 28.

PASSING: San Diego State-CHAPMAN, Christ 8-11-0-113; PUMPHREY, Donne 1-1-0-16. Cincinnati-MOORE, Hayden 19-30-3-202; MORRISON, Max 0-1-0-0.

RECEIVING: San Diego State-GORDON, Dakota 4-58; PRICE, Chase 2-22; PUMPHREY, Donne 1-19; HAZELY, Jemond 1-16; HOLDER, Mikah 1-14. Cincinnati-MORRISON, Max 7-84; CHISUM, Alex 4-38; MCKAY, Mekale 2-13; WASHINGTON, Shaq 2-11; MOORE, Chris 1-47; GREEN, Tion 1-7; BOONE, Mike 1-1; DOWDY, DJ 1-1.

2018 MILITARY BOWL

VIRGINIA TECH
DECEMBER 31, 2018
 Annapolis, Maryland



	1	2	3	4	F
Cincinnati	7	7	7	14	35
Virginia Tech	7	7	10	7	31

SCORING PLAYS

- 1st 10:22 VT Kumah 21 yd pass from Willis (Johnson kick)**
 10-63 4:38, CIN 0 - VT 7
- 07:46 CIN McClelland 38 yd pass from Ridder (Jones kick)**
 6-75 2:36, CIN 7 - VT 7
- 2nd 11:22 CIN Lewis 0 yd fumble recovery (Jones kick)**
 7-50 3:31, CIN 14 - VT 7
- 07:04 VT Peoples 1 yd run (Johnson kick)**
 12-84 4:18, CIN 14 - VT 14
- 3rd 10:21 VT Johnson 28 yd field goal**
 8-69 3:43, CIN 14 - VT 17
- 09:16 CIN Warren 40 yd run (Jones kick)**
 6-65 1:05, CIN 21 - VT 17
- 01:52 VT Cunningham 2 yd pass from Willis (Johnson kick)**
 14-72 4:13, CIN 21 - VT 24
- 4th 12:44 CIN Moore 19 yd run (Jones kick)**
 10-75 4:08, CIN 28 - VT 24
- 10:32 VT Willis 5 yd run (Johnson kick)**
 4-45 2:12, CIN 28 - VT 31
- 01:29 CIN Warren 8 yd run (Jones kick)**
 5-64 2:16, CIN 35 - VT 31

	CIN	VT
FIRST DOWNS.....	23	24
RUSHES-YARDS (NET).....	36-256	45-224
PASSING YDS (NET).....	206	219
Passes Att-Comp-Int.....	32-15-1	31-20-1
TOTAL OFFENSE PLAYS-YARDS.....	68-462	76-443
Fumble Returns-Yards.....	0-0	0-0
Punt Returns-Yards.....	2-6	2-4
Kickoff Returns-Yards.....	1-0	5-138
Interception Returns-Yards.....	1--4	1-18
Punts (Number-Avg).....	5-42.2	4-48.5
Fumbles-Lost.....	3-0	1-1
Penalties-Yards.....	13-96	10-92
Possession Time.....	28:55	31:05
Third-Down Conversions.....	6 of 13	6 of 14
Fourth-Down Conversions.....	1 of 1	1 of 2
Red-Zone Scores-Chances.....	3-3	4-5
Sacks By: Number-Yards.....	1-1	0-0

RUSHING: Cincinnati-WARREN, Michael 20-166; MOORE, Hayden 9-64; RIDDER, Desmond 1-9; THOMAS, Tavion 3-9; MCCLELLAND, Charles 1-2; TEAM 2-minus 2; LEWIS, Kahlil 0-8. Virginia Tech-McCleave, D 13-102; Holston, J 10-40; Willis, R 12-33; Peoples, S 9-26; Turner, T 1-23.

PASSING: Cincinnati-MOORE, Hayden 11-25-1-120; RIDDER, Desmond 4-7-0-86. Virginia Tech-Willis, R 20-31-1-219.

RECEIVING: Cincinnati-CLOUD, Trent 3-35; MCCLELLAND, Charles 2-47; MEDARIS, Rashad 2-43; JACKSON, Jayshon 1-22; LEWIS, Kahlil 1-14; GEDDIS, Thomas 1-12; WARREN, Michael 1-10; ROLLINS, Jerron 1-9; MBODJ, Malick 1-6; LABELLE, Bruno 1-5; DEGUARA, Josiah 1-3. Virginia Tech-Hazelton, D 6-57; Keene, D 4-19; Kumah, E 3-45; Cunningham, C 2-22; Turner, T 1-40; Holston, J 1-14; McCleave, D 1-8; Grimsley, H 1-8; Patterson, P 1-6.

2020 BIRMINGHAM BOWL

BOSTON COLLEGE
JANUARY 2, 2020
 Birmingham, Alabama

	1	2	3	4	F
Boston College	0	0	6	0	6
21 Cincinnati	7	10	7	14	38

SCORING PLAYS

- 1st 01:26 CIN Ridder 13 yd run (Crosa kick)**
10-79 3:45, BC 0 - CIN 7
- 2nd 08:20 CIN Crosa 32 yd field goal**
16-63 6:31, BC 0 - CIN 10
- 07:05 CIN Ridder 14 yd run (Crosa kick)**
1-19 0:06, BC 0 - CIN 17
- 3rd 08:02 CIN Mbodj 8 yd pass from Ridder (Crosa kick)**
12-75 5:51, BC 0 - CIN 24
- 04:56 BC Sebastian 58 yd blk FG ret (Grosel pass failed)**
BC 6 - CIN 24
- 4th 13:06 CIN Ridder 13 yd run (Crosa kick)**
12-65 6:50, BC 6 - CIN 31
- 00:39 CIN Montgomery 1 yd run (Crosa kick)**
12-63 5:13, BC 6 - CIN 38

	BC	CIN
FIRST DOWNS.....	8	33
RUSHES-YARDS (NET).....	28-77	60-343
PASSING YDS (NET).....	87	116
Passes Att-Comp-Int.....	19-8-0	31-17-0
TOTAL OFFENSE PLAYS-YARDS.....	47-164	91-459
Fumble Returns-Yards.....	0-0	0-0
Punt Returns-Yards.....	0-0	2-15
Kickoff Returns-Yards.....	4-72	1-18
Interception Returns-Yards.....	0-0	0-0
Punts (Number-Avg).....	7-41.6	4-36.8
Fumbles-Lost.....	2-1	0-0
Penalties-Yards.....	4-30	2-5
Possession Time.....	18:31	41:29
Third-Down Conversions.....	0 of 11	11 of 19
Fourth-Down Conversions.....	0 of 1	2 of 2
Red-Zone Scores-Chances.....	0-1	6-6
Sacks By: Number-Yards.....	3-30	2-22

RUSHING: Boston College-Bailey,D 8-28; Garwo,P 4-24; Levy,T 5-13; Glines,B 1-9; Grosel,D 9-6; Flowers,Z 1-minus 3. Cincinnati-RIDDER, Desmond 21-105; WARREN, Michael 21-105; MONTGOMERY, Ryan 7-47; TUCKER, Tre 1-32; DOAKS, Gerrid 6-27; MEDARIS, Rashad 1-24; BRYANT, Ben 3-3.

PASSING: Boston College-Grosel,D 8-17-0-87; Valecce,M 0-2-0-0. Cincinnati-RIDDER, Desmond 14-24-0-95; BRYANT, Ben 3-7-0-21.

RECEIVING: Boston College-Long,H 2-45; White,K 2-36; Garwo,P 2-4; Levy,T 1-3; Bailey,D 1-minus 1. Cincinnati-PIERCE, Alec 3-31; MBODJ, Malick 3-17; DEGUARA, Josiah 3-12; JACKSON, Jayshon 2-33; WARREN, Michael 2-minus 4; CLOUD, Trent 1-7; FISCHER, Wyatt 1-7; TUCKER, Tre 1-7; GEODIS, Thomas 1-6.

SCORING

POINTS

18	Desmond Ridder	2019
----	----------------	------

TOUCHDOWNS SCORED

3	Desmond Ridder	2019
---	----------------	------

TOUCHDOWNS RESPONSIBLE FOR

4	Desmond Ridder	2019
4	Brendon Kay	2012
4	Ben Mauk (PJB)	2007

POINTS (CAREER)

24	Dominick Goodman	2005-09
----	------------------	---------

TDS (CAREER)

4	Dominick Goodman	2005-09
---	------------------	---------

TDS RESPONSIBLE FOR (CAREER)

5	Desmond Ridder	2018-
---	----------------	-------

KICK POINTS

12	Tony Miliano	2012
12	Kevin Lovell	2004

KICK POINTS (CAREER)

21	Kevin Lovell	2004-07
----	--------------	---------

EXTRA POINTS MADE

6	Tony Miliano	2012
---	--------------	------

EXTRA POINTS ATT.

6	Tony Miliano	2012
---	--------------	------

FIELD GOALS MADE

3	Jonathan Ruffin	2001
3	Kevin Lovell	2004

FIELD GOALS ATTEMPTED

3	Jonathan Ruffin	2001
3	Kevin Lovell	2004
3	Tony Miliano	2011

FIELD GOALS MADE (CAREER)

5	Jonathan Ruffin	2000-02
5	Kevin Lovell	2004-07

FIELD GOALS ATTEMPTED (CAREER)

5	Jonathan Ruffin	2000-02
5	Kevin Lovell	2004-07
5	Tony Miliano	2011-12

RUSHING

RUSHING ATTEMPTS

28	Isaiah Peard	2011
----	--------------	------

RUSHING YARDS

166	Michael Warren II	2018
-----	-------------------	------

RUSHING TOUCHDOWNS

3	Desmond Ridder	2019
---	----------------	------

LONGEST RUSH

69	George Winn	2011
----	-------------	------

TWO PLAYERS WITH 100-YARDS RUSHING

Ridder (105), Warren II (105)	2019
-------------------------------	------

RUSHING ATTEMPTS (CAREER)

54	DeMarco McCleskey	2000-02
----	-------------------	---------

RUSHING YARDS (CAREER)

271	Michael Warren II	2017=19
-----	-------------------	---------

RUSHING TOUCHDOWNS (CAREER)

3	Bob Stratton	1949-51
---	--------------	---------

100-YARD RUSHING GAMES (CAREER)

2	Michael Warren II	2017-19
---	-------------------	---------

PASSING

PASSING ATTEMPTS

52	Ben Mauk (PJB)	2007
----	----------------	------

PASSING COMPLETIONS

30	Ben Mauk (PJB)	2007
----	----------------	------

PASSING YARDS

334	Ben Mauk (PJB)	2007
-----	----------------	------

PASSING TOUCHDOWNS

4	Ben Mauk (PJB)	2007
4	Brendon Kay	2012

PASSING INTERCEPTIONS

5	Gino Guidugli	2002
---	---------------	------

LONGEST PASS

83	Brendon Kay to Travis Kelce	2012
----	-----------------------------	------

PASSING ATTEMPTS (CAREER)

116	Gino Guidugli	2001-02-04
-----	---------------	------------

PASSING COMPLETIONS (CAREER)

72	Gino Guidugli	2001-02-04
----	---------------	------------

PASSING YARDS (CAREER)

738	Gino Guidugli	2001-02-04
-----	---------------	------------

TOTAL OFFENSE

MOST PLAYS

64	Ben Mauk	2007
----	----------	------

MOST YARDS

375	Ben Mauk	2007
-----	----------	------

PLAYS (CAREER)

124	Gino Guidugli	2001-02-04
-----	---------------	------------

YARDS (CAREER)

728	Gino Guidugli	2001-02-04
-----	---------------	------------

RECEIVING

RECEPTIONS

9	Tye Keith	2001
9	Hannibal Thomas	2004

RECEIVING YARDS

158	Mardy Gilyard	2009
-----	---------------	------

RECEIVING TOUCHDOWNS

2	Cornelius Bonner	1997
2	Dominick Goodman	2007-P
2	Dominick Goodman	2007-I

RECEPTIONS (CAREER)

20	Dominick Goodman	2005-09
----	------------------	---------

RECEIVING YARDS (CAREER)

255	Dominick Goodman	2005-09
-----	------------------	---------

ALL-PURPOSE YARDS

MOST ALL-PURPOSE YARDS (CAREER)

572	Mardy Gilyard	2007-10
-----	---------------	---------

MOST ALL-PURPOSE YARDS

255	Mardy Gilyard	2009
-----	---------------	------

(158 receiving, 97 kickoff return)

PUNT RETURNS

MOST RETURNS

4	Tinker Keck	1997
---	-------------	------

PUNT RETURN YARDS

147	Gene Gibson	1949
-----	-------------	------

PUNT RETURN AVG (MINIMUM 3)

49.0	Gene Gibson	1949
------	-------------	------

BOWL RECORDS

KICKOFF RETURNS

MOST RETURNS

8 Mardy Gilyard 2009

RETURN YARDS

207 Mardy Gilyard 2009

KICKOFF RETURNS BEST AVERAGE

25.9 Mardy Gilyard 2009

LONGEST KICKOFF RETURN

90 Ralph David Abernathy IV (90 Yds) 2011

KICKOFF RETURN FOR A TOUCHDOWN

1 Ralph David Abernathy IV (90 Yds) 2011

PUNTING

PUNTS

7 Adam Wulfeck 2001

7 Pat O'Donnell 2011

PUNTING YARDS

344 Adam Wulfeck 2001

PUNTING AVERAGE

50.5 Kevin Huber 2007

LONG PUNT

61 Pat O'Donnell 2011

MOST PUNTS (CAREER)

12 Adam Wulfeck 2000-01

MOST PUNTING YARDS (CAREER)

493 Adam Wulfeck 2000-01

PUNTING AVERAGE (CAREER)

41.1 Adam Wulfeck 2000-01

DEFENSE

TOTAL TACKLES

15 Greg Blair 2012

15 Malik Clements 2018

SOLO TACKLES

10 Terrill Byrd 2008

ASSISTED TACKLES

9 Doug Monaghan 2001

9 Jason Hunt 2001

9 Greg Blair 2012

9 Malik Clements 2018

TACKLES FOR LOSS

4 Terrill Byrd 2008

TACKLES FOR LOSS YARDAGE

20 Derrick Ransom 1997

QUARTERBACK SACKS

2 Alex Daniels 2009

2 Terrill Byrd 2007 (PJB)

QUARTERBACK SACK YARDAGE

13 Derrick Ransom 1997

INTERCEPTIONS

3 DeAngelo Smith 2007 (PJB)

INTERCEPTION RETURN YARDS

88 Gene Gibson 1949

LONGEST INTERCEPTION RETURN

80 Gene Gibson 1949

INTERCEPTION TOUCHDOWNS

1 Gene Gibson 1949

1 John Bowie 2007 (INT)

1 Nick Temple 2012

PASSES DEFENDED

6 Brad Jackson 1997

FUMBLE RECOVERIES

1 10 times

FUMBLES FORCED

2 Franklin Callicott 2002

TEAM RECORDS

TOTAL OFFENSE

Most Plays 91 in 2019

Most Yards 554 in 2012

Fewest Plays 53 in 2012

Fewest Yards 276 in 1951

First Downs, Total 33 in 2019

First Downs, Rushing 26 in 2019

First Downs, Passing 16 in 2007 (PJB)

First Downs, Penalty 4 in 2000

RUSHING

Most Attempts 65 in 1997

Most Yards 369 in 1947

Most Touchdowns 4 in 2018, 2019

Fewest Attempts 20 in 2001

Fewest Yards 13 in 2001

Fewest Touchdowns 0 in 2001, 2002, 2007, 2008, 2009

PASSING

Most Attempts 52 in 2007 (PJB)

Most Completions 30 in 2007 (PJB)

Most Yards 334 in 2007 (PJB)

Most Touchdowns 4 in 2007 (PJB); 4 in 2012

Most Interceptions 5 in 2002

Fewest Attempts 18 in 1947

Fewest Completions 5 in 1947

Fewest Yards 80 in 2011

Fewest Interceptions 0 in 1997, 2000, 2009 & 2012

MISCELLANEOUS

Most Points 48 in 2012

Least Points 7 in 2008

Touchdowns 5 in 1949, 1997, 2012 & 2018

Most Fumbles 4 in 1949

Most Fumbles Lost 4 in 1949

Most Penalties 13 in 2018

Most Penalty Yards 100 in 1947

Most Interceptions 3 (four times, last in 2007) (PJB)

Most Int. Return Yards 89 in 1949

Time of Possession 42:17 in 1997

Third Down Conv. 636 (14-of-22) in 1997

Fourth Down Conv. 667 (2-of-3) in 2004

Bowl Attendance 73,602 in 2008

PJB - Papajohn's.com Bowl; INT - International Bowl.