

20



18



CINCINNATI

CINCINNATI FOOTBALL
MEDIA GUIDE



ALL EYES ON SPEED.



**PATRICK
PETERSON**
DB, ARIZONA

UA SPOTLIGHT MC

LIGHTWEIGHT POWER
Super-strong TPU fibers woven into the ultra-light upper for vicious speed.

FAST & COOL
Flexible knit collar & tongue so you're cool, quick & uncatchable.

SLASH & BURN
UA SlashPlate Traction for jaw-dropping cuts & maximum separation.

2018 CINCINNATI FOOTBALL



2018 SCHEDULE (DATES & GAME TIMES, WHEN ANNOUNCED, ARE SUBJECT TO CHANGE)

SATURDAY SEPTEMBER 1		UCLA LOS ANGELES, CALIFORNIA	7 PM ESPN	SATURDAY OCTOBER 20		TEMPLE * PHILADELPHIA, PENNSYLVANIA	TBA
SATURDAY SEPTEMBER 8		MIAMI (OH) PAUL BROWN STADIUM	8 PM WXIX/ESPN3	SATURDAY OCTOBER 27		SMU * DALLAS, TEXAS	TBA
SATURDAY SEPTEMBER 15		ALABAMA A&M NIPPERT STADIUM	7 PM ESPN3	SATURDAY NOVEMBER 3		NAVY * NIPPERT STADIUM	TBA
SATURDAY SEPTEMBER 22		OHIO NIPPERT STADIUM	TBA	SATURDAY NOVEMBER 10		USF * NIPPERT STADIUM	TBA
SATURDAY SEPTEMBER 29		UCONN * EAST HARTFORD, CONNECTICUT	TBA	SATURDAY SEPTEMBER 17		UCF * ORLANDO, FLORIDA	TBA
SATURDAY OCTOBER 6		TULANE * NIPPERT STADIUM	TBA HOMECOMING	FRIDAY NOVEMBER 23		ECU * NIPPERT STADIUM	TBA SENIOR DAY

* - American Athletic Conference Game; All Times Eastern

TABLE OF CONTENTS

FRONT: 1-14

- Quick Facts
- Media Information
- Media Calendar
- Radio/TV Information
- American Athletic Conference
- American Composite FB Schedule
- Roster
- Opponents
- Opponent Game-by-Game Results
- Nippert Stadium

PLAYER BIOS: 15-36

- Returner Bios [A-Z]
- Newcomer Bios [A-Z]

COACHES: 37-40

- Head Coach Luke Fickell
- Assistant Coaches/Support Staff
- Director of Athletics Mike Bohn
- President Dr. Neville G. Pinto

REVIEW: 41-74

- Season Recap
- Season Statistics
- Individual Game-By-Game Statistics
- Individual Game Highs
- Superlatives

- Participation
- Starters
- Team Game-By-Game Statistics
- Season/Career Statistics
- Red Zone
- Long Plays
- Scoring Drives
- Game-By-Game Box Scores
- The Last Time
- Situational Record

HISTORY: 75-128

- Football History
- Timeline
- Bowl History
- Coaching Legacy
- All-Time Leaders
- Single-Game Records
- Year-By-Year Leaders
- Milestone Games
- Individual Records
- Single-Game Team Records
- Single-Season Team Records
- Year-By-Year Results
- All-Time Series Records
- All-Time Scores
- Honors & Awards
- All-Time Letterwinners
- NFL Draft Selections

- Bearcats in the NFL
- Coaching Records
- All-Time Captains
- All-Time Assistant Coaches

CREDITS: The 2018 University of Cincinnati Football Media Guide was published by the UC Athletics Department of Athletics Communications. It is not for public sale or recruiting and is intended for media use only.

UC ATHLETICS COMMUNICATIONS STAFF: Ryan Koslen, Andre Foushee, Mollie Radzinski, Alex Ryan, Carl Schmid, Drew Weber

PHOTOGRAPHY: Aaron Doster, Joe Fuqua, Chad Greene, Brett Hansbauer, Andrew Higley, Ashley Kempfer, Bob Levey, Wayne Litmer, Ryan Meyer, Carl Schmid, Ben Solomon, Lisa Ventre, Frank Vitorres, Brian Westerholt, Jay Yocis, Athlon Sports, Cal Sport Media, UC Creative Services, USA Today Sports Images.



2018 CINCINNATI FOOTBALL

QUICK FACTS

GET CONNECTED:



GoBears
GoBearsFootball



GoBears
GoBearsFB / Coach Fick



GoBears
GoBearsFB



gobearcats.com
bearcats_fb

GENERAL INFORMATION

Location	Cincinnati, OH 45221
Founded	1819
Enrollment	44,783
Conference	American Athletic, East Division
Nickname	Bearcats
Colors	Red (PMS 186) & Black
Home Field	Nippert Stadium
Surface/Capacity	UBU Speed Series M6-M/40,000
President	Neville G. Pinto, PhD
Director of Athletics	Mike Bohn
Faculty Representative	TBA

HISTORY

First Year of Football	1885
All-Time Record	603-586-51
All-Time Bowl Record	8-9
Last Bowl	2015 Hawai'i
Last Bowl Opponent	San Diego State [L, 42-7]

2018 TEAM INFORMATION

Basic Offense	Multiple
Basic Defense	Multiple
Letterwinners Returning/Lost	43/25
O D ST	17/14 24/8 2/3
Starters Returning/Lost	13/12
O D ST	5/7 7/4 1/2

2016 INFORMATION

Overall Record	4-8
Home/Road/Neutral	2-4/2-4/0-0
American Record/Finish	2-6/t-4 AAC East
Final Ranking	n/a [AP] n/a [USA Today]

COACHING STAFF

Head Coach	Luke Fickell
Alma Mater	Ohio State '97
Record at UC/Years	4-8/1
Career Record/Years	10-15/2
Football Office Phone	[513] 556-4110
Twitter	@CoachFick
Best time to reach coach	Contact SID
Defensive Coordinator/LB	Marcus Freeman
Offensive Coordinator/TE	Mike Denbrock
Special Teams Coordinator	Brian Mason
Assistant Coaches	Ron Crook [OL], Gino Guidugli [RB], Mike Mickens [CB]
.....	Doug Phillips [RB], Joker Phillips [WR], Steve Stripling [DL], Jon Tenuta [S]
Defensive GAs	Pat Lambert, Bryan Murray
Offensive GAs	Austen Bujnoch, Matt Roark
Quality Control Assts.	Mike Hartline [Off], Colin Hitschler [Def]
Coaching Interns	Andrew Bowen [ST]

SPORTS PERFORMANCE

Director, Football Sports Performance	Brady Collins
Associate Director, Football Sports Performance	Parker Showers
Assistant Director, Football Sports Performance	Danny Folino,
.....	Austin Stephan, DeAndre Ward

FOOTBALL SUPPORT STAFF

Associate AD/Football Ops	John Widecan
Associate to the Head Coach	Sherry Murray
Director of Video	Adam Niemeyer
Director of Scouting	Austin Schaffer
Director of Player Development	Greg Scruggs
Director of New Media	Kelsey Sharkey
Director of Recruiting/NFL Liaison	Mike Waugh
Director of Football Equipment	Jake Warnke
Assistant Director/Football Equipment	Jason Achauer
On-Campus Recruiting Coordinator	Logan Meyer
Recruiting Operations Coordinator	Nia Robinson
Graphic Design	Eric Hurd
Video/Operations Assistant	Mitch Marotti

SPORTS MEDICINE

Assistant AD/Sports Medicine	Aaron Himmler
Assistant Athletic Trainer	Michele Galvin
Director of Rehabilitation	Tim Machan
Intern Athletic Trainer	Ray Chiu

GETTING TO NIPPERT STADIUM

The physical address for Nippert Stadium is 99 West Corry Street Cincinnati, OH 45219

FROM I-71 South (from Columbus): For Campus Green, Eden, Stratford, University and Woodside take I-71 south to exit 3B – Martin Luther King Drive. Turn right on to MLK and follow the signs to your designated parking facility. Pass holders in CCM, Calhoun, Corry and Varsity Village should take I-71 south to exit 3A – Taft Road. Stay on Taft approximately seven blocks to the intersection of Jefferson Avenue. Depending on your designated parking facility, turn right onto Jefferson or continue straight.

FROM I-71 North: Take I-71 north until it merges with I-75 just south of Florence, KY. Stay on I-75 after you cross the Ohio River. Follow directions from I-75.

FROM I-75 North or South: Take exit 3 – Hopple Street. At the end of the ramp, turn left (north exit) or right (south exit). Hopple Street becomes Martin Luther King Drive. Follow Martin Luther King Drive up the hill to Clifton Avenue. Enter your designated parking facility off MLK or Jefferson Ave.

FROM U.S. 50 (East): U.S. 50 to Taft Road (Taft later becomes one-way going west). Stay on Taft to the intersection of Jefferson Avenue. Depending on your designated parking facility, turn right onto Jefferson or continue straight.

FROM I-74 (Indianapolis and the West): Take I-74 to I-75 South. Follow directions from I-75.

Gameday media parking is located in Clifton Court Garage (321 Clifton Court). Enter campus off Clifton Avenue before MLK.

On practice days, media are asked to park in Corry Garage for the Sheakley Athletics Center and Varsity Village Garage for Nippert Stadium practices. Parking validation will no longer be provided.

collegepressbox.com
SINCE 2005 EVERYTHING BUT THE PRE-GAME MEAL

collegepressbox.com is the official media website for Division I

football. Access and download weekly game notes, quotes, statistics, media guides, headshots, logos and more for each conference and its member schools. Apply for access at www.collegepressbox.com/password.

ATHLETICS COMMUNICATIONS

The University of Cincinnati Athletics Communications Office is ready to assist you in every way possible to make the experience of covering UC Athletics productive and rewarding. For this reason, we have developed policies and procedures which will require cooperation on the part of the media. Not complying with these policies will result in the refusal of credentials/access.

Richard E. Lindner Center • Suite 860 • 2751 O'Varsity Way • Cincinnati, OH 45221-0021

SID Phone.....513-556-5191
 Fax.....513-556-0619
 Press Box Phone.....513-556-1010
 Website.....GoBEARCATS.com

COMMUNICATIONS

Ryan Koslen.....Associate AD/Football Contact
 513-497-3132.....Ryan.Koslen@uc.edu
 Andre Foushee.....Assistant AD
 513-556-5182.....Andre.Foushee@uc.edu
 Alex Ryan.....Director
 513-556-5191.....Alex.Ryan@uc.edu
 Carl Schmid.....Director, Digital Media
 513-556-5191.....Carl.Schmid@uc.edu
 Mollie Radzinski.....Associate Director
 513-556-0667.....Mollie.Radzinski@uc.edu
 Drew Weber.....Assistant Director
 513-556-5145.....Drew.Weber@uc.edu
 Megan Coffey.....Video Contact
 513-556-5004.....Megan.Coffey@uc.edu

MEDIA CREDENTIALS

Requests for official working media credentials should be directed to the UC Sports Communications Office. All requests should be received no later than noon, four days prior to the game. Visit the football page at GoBEARCATS.com to request credentials online. Season credentials will be available for pickup prior to the first game. No credentials will be mailed after Tuesday preceding the game. Thereafter, credentials may be picked up on gameday at the media will call located by gate 6.

SCOUTING PASSES

Professional scouts may obtain credentials through UC's Sports Communications Office. Scouts will be issued seating in the press box on a space-available basis.

SIDELINE PASSES

The University of Cincinnati follows NCAA guidelines regarding media representatives on the sidelines. Photographers and videographers are permitted to shoot between the 25-yard lines and the goal lines on both sidelines and behind the restraining line in the end zone.

PRESS BOX SERVICES

Complete stats, scoring summaries, running play-by-play, quickie stats and post-game notes and quotes are provided by the UC Sports Communications Office. Pregame food service is available beginning approximately two hours prior to kickoff, while beverages are available throughout the contest. This service is provided as a courtesy to working media. In addition, concession areas are available within the stadium confines. Wireless internet is available in the press box at Nippert Stadium. Members of the UC Sports Communications staff will be available to assist you. There is no access fee.

ON THE WEB

Information on the University of Cincinnati football team is available at www.GoBEARCATS.com. To receive the UC updates via email, please send a request to Ryan Koslen (ryan.koslen@uc.edu). Information on the American Athletic Conference and all member institutions is also available through the league's web site at www.TheAmerican.org.

WEEKLY MEDIA LUNCHEON

UC holds a weekly media luncheon each Tuesday in the second floor Bob Goin Team Room of Richard E. Lindner Center. Lunch is served at 11:30 a.m., selected players are available for one-on-one interviews from 11:45-noon, and head coach Luke Fickell takes the podium at noon.

PRACTICES

During a typical Saturday game week, media may interview players and coaches immediately following practice on Tuesday. Practice is generally closed to the public. Anyone hoping to observe practice should contact UC Sports Communications in advance. Failure to do so may result in an individual's removal from the venue. During regular-season practices, unless otherwise noted, still and television photographers will be allowed to shoot stretching and the first 20 minutes (four periods). At the conclusion of practice, head coach Luke Fickell will address the media on the field. First-year players, including freshmen and transfers, will be made available to the media at the coach's discretion.

INTERNET POLICIES

Live updating of websites, blogs and social network feeds is not allowed during practices.

POSTGAME INTERVIEWS

The UC locker room will remain closed following all football games. Media should request players through UC Sports Communications during the fourth quarter. Media will be allowed to enter the field (for home games) late in the fourth quarter but will not be allowed to conduct interviews with UC football players on the field (home or away). Only the originating television and radio networks will be allowed to conduct interviews on the field.

There will be a 10-15 minute cooling off period between the end of the game and start of the postgame interview sessions. Coach Fickell will address the media in the designated interview area following home games. Players will be brought into the interview area as soon as possible.

Postgame availability on the road will be determined on gameday. Please see football contact Ryan Koslen for details.

AMERICAN ATHLETIC TELECONFERENCE

The American Athletic Conference will coordinate a weekly teleconference of the league's 12 head football coaches, beginning Monday, Aug. 28, and continuing each Monday through the 2018 season. Each coach will be available for 10 minutes. Media members who wish to access the teleconference should contact Chuck Sullivan at the American Athletic Conference for the phone number.

The call begins at 11 a.m. ET (10 a.m. CT), with the order of schools as follows:

EASTERN TIME	CENTRAL TIME	COACH
11 a.m.	10 a.m.	Ken Niumatalolo, Navy
11:10 a.m.	10:10 a.m.	Sonny Dykes, SMU
11:20 a.m.	10:20 a.m.	Randy Edsall, UConn
11:30 a.m.	10:30 a.m.	Scottie Montgomery, East Carolina
11:40 a.m.	10:40 a.m.	Philip Montgomery, Tulsa
11:50 a.m.	10:50 a.m.	Major Applewhite, Houston
Noon	11 a.m.	Luke Fickell, Cincinnati
12:10 p.m.	11:10 a.m.	Charlie Strong, USF
12:20 p.m.	11:20 a.m.	Geoff Collins, Temple
12:30 p.m.	11:30 a.m.	Mike Norvell, Memphis
12:40 p.m.	11:40 a.m.	Josh Heupel, UCF
12:50 p.m.	11:50 a.m.	Willie Fritz, Tulane

For those who are not able to participate during the live teleconference, an archive of Monday's call will be available on the American Athletic Conference website at www.TheAmerican.org, normally within an hour of the call's completion.



2018 CINCINNATI FOOTBALL


MEDIA CALENDAR

Listed below is a tentative schedule of media opportunities entering the 2018 season. During a typical game week, Head Coach Luke Fickell will be available on the American Athletic Conference Coaches Call Monday, at his press conference on Tuesday and following practice on Wednesday if needed.

The preseason media schedule will be distributed prior to the start of training camp in August. Weekly media availability schedules will be sent to the distribution list on Sunday. To be included on the list, please email Ryan Koslen at ryan.koslen@uc.edu.

Players will be available following practice on Tuesday and once conference play begins, at press conferences on Tuesday. Parties interested in joining the American Athletic Conference call each Monday should contact Chuck Sullivan in the conference office for the number and passcode. The sports information office will send out an updated media availability listing each week during the season.

Coaches and players are available outside of listed interview windows as time and schedule permits. Please contact Ryan Koslen in the Athletics Communicaitons office with any interview requests at 513-497-3132 or via email at ryan.koslen@uc.edu.

SUNDAY	MONDAY	TUESDAY	WEDNESDAY	THURSDAY	FRIDAY	SATURDAY	SUNDAY	MONDAY	TUESDAY	WEDNESDAY	THURSDAY	FRIDAY	SATURDAY
JULY 29	30	31	AUG. 1	2 REPORT DAY	3 FIRST PRACTICE	4	OCT. 7	8 AAC COACHES CALL	9	10	11	12	13
5 MOVE TO HIGHER GROUND	6	7 FULL PADS	8	9	10	11	14	15 AAC COACHES CALL	16 PRESS CONF. • PLAYERS RADIO SHOW/8 P	17	18	19	20 GAME 7 @ TEMPLE *
12	13	14	15	16	17	18	21	22 AAC COACHES CALL	23 PRESS CONF. • PLAYERS RADIO SHOW/8 P	24	25	26	27 GAME 8 @ SMU *
19	20	21	22	23	24	25 RETURN TO CAMPUS	28	29 AAC COACHES CALL	30 PRESS CONF. • PLAYERS RADIO SHOW/8 P	31	NOV. 1	2	3 GAME 9 vs. NAVY *
26	27 CLASSES BEGIN AAC COACHES CALL	28 PRESS CONF. • PLAYERS RADIO SHOW/8 P	29	30	31	SEPT. 1 GAME 1 @ UCLA	4	5 AAC COACHES CALL	6 PRESS CONF. • PLAYERS RADIO SHOW/8 P	7	8	9	10 GAME 10 vs. USF *
2	3 AAC COACHES CALL	4 PRESS CONF. • PLAYERS RADIO SHOW/8 P	5	6	7	8 GAME 2 @ MIAMI (OH) PBS	11	12 AAC COACHES CALL	13 PRESS CONF. • PLAYERS RADIO SHOW/8 P	14	15	16	17 GAME 11 @ UCF *
9	10 AAC COACHES CALL	11 PRESS CONF. • PLAYERS RADIO SHOW/8 P	12	13	14	15 GAME 3 vs. ALABAMA AGM	18	19 AAC COACHES CALL	20 PRESS CONF. • PLAYERS RADIO SHOW/8 P	21	22	23 GAME 12 vs. ECU *	24
16	17 AAC COACHES CALL	18 PRESS CONF. • PLAYERS RADIO SHOW/8 P	19	20	21	22 GAME 4 vs. OHIO	25	26	27	28	29	30	DEC. 1 
23	24 AAC COACHES CALL	25 PRESS CONF. • PLAYERS RADIO SHOW/8 P	26	27	28	29 GAME 5 @ UCONN *							
30	OCT. 1 AAC COACHES CALL	2 PRESS CONF. • PLAYERS RADIO SHOW/8 P	3	4	5	6 GAME 6 vs. TULANE HOMECOMING							

RADIO

University of Cincinnati fans have had no trouble tracking the Bearcats due to their radio network.

700 WLW begins its 25th season as the Bearcats' broadcast partner. The station's 50,000-watt signal can project UC games to 38 states and a third of Canada, and worldwide via iheart.com, making it possible for UC football fans to hear every game.

Through its partnership with IMG College, UC games are picked up weekly by SiriusXM and online via TuneIn.com. Check GoBEARCATS.com, SiriusXM.com or TuneIn.com weekly to find out the channel for a UC game.

WLW augments the broadcast coverage with pregame and postgame programming. Additionally, head coach Luke Fickell is featured on an hour-long show each week from the original Montgomery Inn, allowing Cincinnati fans to meet the coach and ask their questions up close and personal while enjoying the world's greatest ribs.

ON-AIR TALENT



Dan Hoard

DAN HOARD – Play-by-Play

Dan Hoard is in his 18th season as the Voice of the Bearcats, handling the play-by-play duties for the football and men's basketball teams. Hoard, also the radio announcer for the Cincinnati Bengals, first served as UC's over-the-air voice in 1996 and handled the play-by-play on the local television telecasts from 1996-2000. He took over the radio play-by-play duties in 2000.



Jim Kelly, Jr.

JIM KELLY, JR. – Color Analyst

Jim Kelly, a standout receiver for the Bearcats in the mid-1970's, returns for his 27th season as an analyst. Jim is the son of the late Jim Kelly, Sr., who was associated with UC for over 40 years as an athlete, assistant coach, and administrator. Kelly, Jr. followed in his father's footsteps as an athlete and started three seasons as a wide receiver for UC in the mid-1970's.



Tony Pike

TONY PIKE – Sideline Reporter

Former UC signal-caller Tony Pike joined the radio team in 2015 as the Bearcats' sideline reporter. Pike, a standout QB who helped lead UC to the 2009 Orange Bowl and 2010 Sugar Bowl had a brief NFL career cut short due to an elbow injury. The Cincinnati native is now the general manager of Beacon Elite Sports Training in Sharonville.



Mo Egger

MO EGGER – Host and Engineer

Mo Egger is the host, producer, and engineer on UC broadcasts. He is the morning sports anchor on 700 WLW, and hosts afternoons on ESPN 1530 and late nights and weekends on national ESPN Radio shows. A New Jersey native and a graduate of the University of Dayton, he has been with Clear Channel since 1997 and has worked on UC broadcasts since 2001.

TELEVISION

When it comes to television, the University of Cincinnati has one of the most extensive television packages in the country as its partners cover not only the state of Ohio, but the nation.

The 2018 football season will be the fifth under the American Athletic Conference's comprehensive television partnerships with ESPN and CBS Sports.

The new arrangements began with the 2013-14 basketball season and will be in place through the 2019-20 academic year. The contracts provide for unprecedented exposure on two of the industry leaders in sports television.

In football, the contract calls for all conference-controlled games — which encompasses all conference games and home non-conference games — to be televised. Nearly 90 percent of those games will be carried on either national broadcast or national cable platforms.

In addition to contracted games on ABC, ESPN, ESPN2, ESPNU and ESPNNews, American Athletic Conference teams will regularly appear on CBS Sports Network through a sub-licensing agreement with ESPN.

Additional non-conference games will be available on Watch ESPN and the ESPN app — ESPN's live multi-screen sports network, giving fans an online destination that delivers thousands of global sports events annually. It is accessible online at WatchESPN.com, on smartphones and tablets via the ESPN app and streamed on televisions through Amazon Fire TV and Fire TV Stick, Apple TV, Chromecast, Roku, Xbox 360 and Xbox One. The network is currently available to more than 99 million homes at no additional cost to fans who receive their high-speed Internet connection or video subscription from an affiliated service provider. The network is also available at no cost to approximately 21 million U.S. college students and U.S.-based military personnel via computers, smartphones and tablets connected to on-campus educational and on-base military broadband and Wi-Fi networks. ESPN, Inc., is the world's leading multinational, multimedia sports entertainment company featuring a portfolio of more than 50 multimedia sports assets. The company is comprised of eight U.S. 24-hour television networks and five HD simulcast services. Based in Bristol, Connecticut, ESPN is 80-percent owned by ABC, Inc., which is an indirect subsidiary of The Walt Disney Company. The Hearst Corporation holds a 20 percent interest in ESPN.

CBS Sports Network is available to 100 million homes and may be seen on a digital basic cable package in all American Athletic Conference markets. Talent for The American's weekly game on CBS Sports Network includes Dave Ryan on play-by-play, Corey Chavous as the analyst and Melanie Collins as the reporter.

GOBEARCATS.COM

Through a new partnership with SIDEARM Sports, GoBEARCATS.com was relaunched in July 2017 and features a fresh, updated look along with a best in class web experience for recruits, fans and donors alike. The responsive layout and design scales to fit the user device on desktop, tablet and mobile so fans will be able to access information easily on the go. The new website includes larger photos and easier navigation between pages, including consolidated information so fans can find the schedules, social content, photo galleries and video content for all Bearcats sports.

BROADCAST PARTNERS



AMERICAN ATHLETIC CONFERENCE



The American Athletic Conference consists of 13 prestigious institutions: the University of Central Florida, the University of Cincinnati, East Carolina University, the University of Connecticut, the University of Houston, the University of Memphis, the U.S. Naval Academy (in football only), the University of South Florida, Southern Methodist University, Temple University, Tulane University, the University of Tulsa, and Wichita State University (in basketball and Olympic sports).

Under the leadership of commissioner Mike Aresco, the American Athletic Conference has an impressive list of accomplishments, both in the competitive arena and the classroom. The American has taken its place at the forefront of intercollegiate athletics, with a collection of national team and individual championships and football and men's and women's basketball postseason victories that place The American among the elite Division I FBS conferences.

The league has produced four NCAA championship teams – UConn men's basketball in 2014 and UConn women's basketball in 2014, 2015 and 2016 – in addition to three New Year's Six bowl champions (UCF in 2013 and 2017; Houston in 2015), 11 NCAA individual championships, and a Rhodes Scholar. Additionally, American Athletic Conference teams have advanced to the College World Series, reached the semifinal and final rounds of the NIT, qualified for the match play round of the NCAA Men's Golf Championship and registered top-10 finishes at the NCAA Cross Country and Outdoor Track and Field championships.

The American Athletic Conference was one of six finalists for the 2016 Sports Business Journal Sports League of the Year award, along with Major League Baseball, Major League Soccer, NASCAR, the National Basketball Association and the PGA Tour.

The 2017 football season saw The American enjoy unprecedented success as UCF finished as the only undefeated team in the nation, and the first in the last four college football seasons, capping a 13-0 campaign with a win against Auburn in the Chick-fil-A Peach Bowl. UCF ended the year as the No. 1-ranked team in the Colley Matrix and was ranked No. 6 in the final Associated Press poll, marking the best final ranking for a team from The American in the league's brief history. UCF's finish in the AP poll gave teams from The American three top-10 finishes in the last five end-of-the-year polls.

Additionally, seven teams from The American played in bowl games last season as the league went 3-1 against other Power 6 conferences in the postseason. UCF and Memphis finished No. 12 and No. 20, respectively, in the final College Football Playoff rankings, giving The American three straight seasons with multiple teams in the final ranking. UCF, Memphis and USF were all ranked in the final AP top-25 poll of the season. The American is one of only three conferences (along with the Big Ten and the Big 12) that has had at least three 10-win teams in each of the last two seasons.

The American has had a combined 22 teams play in bowl games in the last three seasons, highlighted by UCF's win against Auburn last year and Houston's win against Florida State in the 2015 Chick-fil-A Peach Bowl. Additionally, Navy and Temple have both finished in the top 25 of either the CFP, Associated Press or USA Today polls as members of The American.

Individual teams in The American have enjoyed some of their best seasons in program history as members of the conference. UCF has finished in the national top 10 twice in five seasons as a conference member – in 2013 and 2017. Houston went 13-1 in the 2015 football season, setting a school record for wins, while Navy won a program-record 11 games in its first season in the conference, also in 2015. Memphis, which had not won 10 games in a season since 1938, has registered two 10-win seasons in the last four years (2015, 2017), while Temple enjoyed its first 10-win season in school history in 2015. USF has gone 21-4 in the last two seasons and has finished the year in the top 25 for the first two times in program history.

Beyond the gridiron, The American has sent a combined seven teams to the last two NCAA Men's Basketball Championships. Since the conference's reconstitution in 2013-14, teams from The American have registered top-10 national rankings in football, men's basketball, women's basketball, baseball, men's soccer, men's golf, and men's track and field. Student-athletes from The American won five NCAA individual titles in track and field in 2017-18 as Houston's Elijah Hall won the indoor 60- and 200-meter races, while the Cougars' Cameron Burrell won the outdoor title in the 100-meter dash. Houston also repeated as the national champion in the 4x100-meter relay, while Memphis' Luke Vaughn won NCAA gold in the discus throw.

Under The American's banner, the UConn women's basketball team won its NCAA-record ninth, 10th and 11th national championships and broke its own NCAA record with a 111-game winning streak



that spanned three seasons. The American sent four baseball teams to the NCAA Championship in 2018. Houston's men's track and field team took third place at the 2018 NCAA Outdoor Championships. Tulsa placed sixth at the 2016 NCAA Men's Cross Country Championship, while USF finished the 2014-15 season at No. 8 in the final men's golf national ranking.

American Athletic Conference student-athletes have distinguished themselves in all facets of intercollegiate athletics. Temple linebacker Tyler Matakevich won the Bednarik Award and the Nagurski Trophy as the nation's top defensive player in 2015, while Navy quarterback Keenan Reynolds finished fifth in the Heisman Trophy voting. More recently, Houston's Ed Oliver won the 2017 Outland Trophy as the nation's best interior

lineman, while UCF quarterback McKenzie Milton was eighth in the 2017 Heisman balloting. UConn basketball standout Breanna Stewart finished her career in 2016 as the most decorated player in college basketball history as she was chosen as the consensus national player of the year for the third time and became the first player to be named four times as the Most Outstanding Player at the Final Four. Reynolds and Stewart were selected as the winners of the 2016 AAU James E. Sullivan Award as the nation's top amateur athletes, marking only the second time in the 86-year history of the award that multiple winners were chosen.

Additionally, SMU's Avery Ackers was chosen as the Division I women's volleyball Academic All-America of the Year in 2015, while Tulsa cross country standout Kirk Smith was chosen as a Rhodes Scholar in the fall of 2016. The conference has had a record 31 student-athletes earn Google Cloud CoSIDA Academic All-America accolades in the last two seasons.

American Athletic Conference alumni have made their mark in professional sports as well, beginning with the selection of UCF quarterback Blake Bortles by the Jacksonville Jaguars with the No. 3 pick in the 2014 NFL Draft. The American has produced six student-athletes who have won Super Bowl titles, including three members of the 2017 champion Philadelphia Eagles. A number of American Athletic Conference athletes have been selected in the first round of the professional entry drafts in football, basketball, baseball and soccer. The American had a record 18 total selections in the 2018 NFL Draft.

The American Athletic Conference holds media rights partnerships with ESPN and CBS Sports, which provide the conference with outstanding national exposure on the two industry leaders in sports television. The football portion of the contract calls for nearly 90 percent of conference-controlled games on national broadcast or national cable platforms. The first three American Athletic Conference Football Championships were televised by ABC as part of Championship Saturday. The American has had a combined 41 regular-season football games with more than one million viewers in the last three seasons. The 2017 game between UCF and USF, cited by numerous outlets as the best game of the regular season, attracted 4.7 million viewers – a record for a game between two American Athletic Conference teams.

In men's basketball, the television contract calls for all conference-controlled games to be televised, with more than 63 percent slotted for national broadcast or national cable – a minimum of 107 games. The entire postseason tournament is televised, including the championship game, which is on ABC or ESPN (except for the 2018 season, when the semifinals and final were on CBS). Sixty percent of the American's women's basketball games are carried on national cable, regional sports networks or ESPN3.

American Athletic Conference teams have access to the pinnacle of college football's postseason structure. An American representative would be chosen for the College Football Playoff semifinals if it is among the top four teams in the CFP selection committee's final ranking. Otherwise, the league would place its champion in a New Year's Bowl if it is ranked higher than the champions of Conference USA, the Mid-American Conference, the Mountain West Conference and the Sun Belt Conference.

Additionally, The American holds primary or secondary partnerships with 12 bowls for the current six-year cycle, ensuring multiple annual matchups against the nation's top conferences and providing desirable postseason destinations to member institutions.

The American Athletic Conference serves its membership from a state-of-the-art office located in Providence, Rhode Island. The location of the conference headquarters – just steps from the city's Amtrak station and 10 minutes from T.F. Green International Airport – gives the conference easy access to its member schools. The conference headquarters also serves as the home of the American Digital Network, which provides live coverage of all 21 conference championships.

THURSDAY, AUGUST 30

UCF at UConn * [7 p.m., ESPN]
Wake Forest at Tulane [8 p.m., CBSSN]

SATURDAY, SEPTEMBER 1

Houston at Rice [Noon, CBSSN]
Villanova at Temple [Noon, ESPNNews]
North Carolina A&T at ECU [6 p.m., ESPN3]
Elon at USF [6 p.m., ESPN3]
Cincinnati at UCLA [7 p.m., ESPN]
Mercer at Memphis [7 p.m., ESPN3]
Central Arkansas at Tulsa [7 p.m., ESPN3]
Navy at Hawaii [11 p.m., CBSSN]
SMU at North Texas

FRIDAY, SEPTEMBER 7

TCU at SMU [8 p.m., ESPN2]

SATURDAY, SEPTEMBER 8

Arizona at Houston [Noon, ABC and ESPN2]
North Carolina at ECU [3:30 p.m., ESPN]
Memphis at Navy * [3:30 p.m., CBSSN]
Buffalo at Temple [3:30 p.m., ESPN3]
South Carolina State at UCF [6:30 p.m., ESPN3]
Cincinnati vs. Miami (Ohio) 1 [8 p.m., ESPN3]
Nicholls at Tulane [8 p.m., ESPN3]
Tulsa at Texas [8 p.m., Longhorn Network]
UConn at Boise State [10:15 p.m., ESPN2/ESPN]
Georgia Tech at USF

FRIDAY, SEPTEMBER 14

Georgia State at Memphis [7 p.m., ESPN]

SATURDAY, SEPTEMBER 15

UCF at North Carolina [Noon, ABC/ESPN/ESPN2/ESPN]
Rhode Island at UConn [Noon, ESPN3]
Temple at Maryland [Noon, Big Ten Network]
ECU at Virginia Tech [12:20 p.m., ACC Network]
Lehigh at Navy [3:30 p.m., CBSSN]
USF at Illinois [3:30 p.m., Big Ten Network]
SMU at Michigan [3:30 p.m., Big Ten Network]
Houston at Texas Tech [4 p.m., Fox]
Alabama A&M at Cincinnati [7 p.m., ESPN3]
Arkansas State at Tulsa [7 p.m., CBSSN]
Tulane at UAB

THURSDAY, SEPTEMBER 20

Tulsa at Temple * [7:30 p.m., ESPN]

FRIDAY, SEPTEMBER 21

Florida Atlantic at UCF [7 p.m., ESPN]

SATURDAY, SEPTEMBER 22

Ohio at Cincinnati
UConn at Syracuse
ECU at USF *
Texas Southern at Houston
South Alabama at Memphis
Navy at SMU *
Tulane at Ohio State

FRIDAY, SEPTEMBER 28

Memphis at Tulane * [8 p.m., ESPN]

SATURDAY, SEPTEMBER 29

Pitt at UCF
Cincinnati at UConn *
Old Dominion at ECU
Houston Baptist at SMU
Temple at Boston College

THURSDAY, OCTOBER 4

Tulsa at Houston * [8 p.m., ESPN]

SATURDAY, OCTOBER 6

Navy at Air Force [3:30 p.m., CBSSN]
SMU at UCF *
Tulane at Cincinnati *
UConn at Memphis *
ECU at Temple *
USF at Massachusetts

FRIDAY, OCTOBER 12

USF at Tulsa * [7 p.m., ESPN]

SATURDAY, OCTOBER 13

Temple at Navy * [3:30 p.m., CBSSN]
UCF at Memphis *
Houston at ECU *

SATURDAY, OCTOBER 20

Houston at Navy * [3:30 p.m., CBSSN]
UCF at ECU *
Cincinnati at Temple *
UConn at USF *
Memphis at Missouri
SMU at Tulane *
Tulsa at Arkansas

SATURDAY, OCTOBER 27

Navy vs. Notre Dame 2 [8 p.m., CBS]
Cincinnati at SMU *
Massachusetts at UConn
USF at Houston *
Tulane at Tulsa *

THURSDAY, NOVEMBER 1

Temple at UCF * [7:30 p.m., ESPN]

SATURDAY, NOVEMBER 3

Navy at Cincinnati *
UConn at Tulsa *
Memphis at ECU *
Tulane at USF *
Houston at SMU *

SATURDAY, NOVEMBER 10

Navy at UCF *
USF at Cincinnati *
SMU at UConn *
ECU at Tulane *
Temple at Houston *
Tulsa at Memphis *

THURSDAY, NOVEMBER 15

Tulane at Houston * [8 p.m., ESPN]

FRIDAY, NOVEMBER 16

Memphis at SMU * [9 p.m., ESPN2]

SATURDAY, NOVEMBER 17

Tulsa at Navy * [3:30 p.m., CBSSN]
Cincinnati at UCF *
UConn at ECU *
USF at Temple *

FRIDAY, NOVEMBER 23

UCF at USF *
ECU at Cincinnati *
Houston at Memphis *

SATURDAY, NOVEMBER 24

Temple at UConn *
Navy at Tulane *
SMU at Tulsa *

SATURDAY, DECEMBER 1

American Athletic Conference Championship [ABC/ESPN]

SATURDAY, DECEMBER 8

Navy vs. Army 3 [3 p.m., CBS]

* American Athletic Conference game

1 Paul Brown Stadium, Cincinnati, Ohio
2 San Diego County Credit Union Stadium, San Diego, Calif.
3 Lincoln Financial Field, Philadelphia, Pa.

All times Eastern; all dates and times subject to change. Additional television listings will be announced as they become available

BOWL PARTNERSHIPS

The American Athletic Conference has the following bowl partnerships in place for the 2018 season:

**AUTONATION CURE BOWL (VS. SUN BELT)**

Saturday, Dec. 15, 2:30 p.m. [CBS Sports Network]

**CHERIBUNDI TART BOCA RATON BOWL (VS. C-USA)**

Tuesday, Dec. 18, 7 p.m. [ESPN]

**DXL FRISCO BOWL (VS. TBD)**

Wednesday, Dec. 19, 8 p.m. [ESPN]

**BAD BOY MOWERS GASPARILLA BOWL (VS. C-USA)**

Thursday, Dec. 20, 8 p.m. [ESPN]

**BIRMINGHAM BOWL (VS. SEC)**

Saturday, Dec. 22, noon [ESPN]

**LOCKHEED MARTIN ARMED FORCES BOWL (VS. BIG 12)**

Saturday, Dec. 22, 3:30 p.m. [ESPN]

**MILITARY BOWL PRESENTED BY NORTHROP GRUMMAN (VS. ACC)**

Monday, Dec. 31, noon [ESPN]

#AMERICANPOW6R

If the American Athletic Conference champion is the highest-ranked team among the champions of Conference USA, the Mid-American Conference, the Mountain West and the Sun Belt, it would play in one of the following New Year's Bowls:

**CHICK-FIL-A PEACH BOWL**

Saturday, Dec. 29, noon [ESPN]

**PLAYSTATION FIESTA BOWL**

Tuesday, Jan. 1, 1 p.m. [ESPN]

2018 CINCINNATI FOOTBALL

NUMERICAL ROSTER

#	NAME	POS.	HT.	WT.	CL.	EX.	HOMETOWN / HIGH SCHOOL
1	Kahili Lewis	WR	6-0	195	Sr.	3L	Miami, Fla. / Mirimar
2	Tyrell Gilbert *	CB	6-0	190	Sr.	3L	Cincinnati, Ohio / Princeton
3	Ja'von Hicks	S	6-2	197	Fr.	HS	Cincinnati, Ohio / Colerain
3	Michael Warren II	RB	5-11	218	So.	1L	Toledo, Ohio / Central Catholic
4	Malik Clements	LB	6-0	210	Sr.	3L	Danville, Va. / George Washington
5	Darrick Forrest	S	6-0	198	So.	1L	Columbus, Ohio / Walnut Ridge
5	Tavion Thomas	RB	6-2	235	Fr.	HS	Dayton, Ohio / Dunbar
6	Ben Bryant	QB	6-3	210	Fr.	HS	La Grange, Ill. / Lyons Township
6	Perry Young	LB	5-11	215	Jr.	2L	Birmingham, Ala. / Spain Park
7	Coby Bryant	CB	6-1	190	So.	1L	Cleveland, Ohio / Glenville
7	Javan Hawes	WR	6-0	192	So.	1L	Atlanta, Ga. / Sandy Creek
8	Hayden Moore *	QB	6-3	215	Sr.	3L	Clay, Ala. / Clay-Chalkville
8	Jarell White	LB	5-10	205	So.	1L	Cincinnati, Ohio / LaSalle
9	Arquon Bush	CB	6-0	180	Fr.	HS	Euclid, Ohio / Euclid
9	Desmond Ridder *	QB	6-4	212	Fr.	RS	Louisville, Ky. / St Xavier
10	Christian Angulo *	CB	6-2	190	Jr.	1L	Tampa, Fla. / East Bay
10	Charles McClelland	RB	5-11	188	Fr.	HS	Du Pont, Ga. / Clinch County
10	Jake Sopko *	QB	6-2	218	So.	SQ	Avon, Ohio / Avon
11	Leonard Taylor	TE	6-5	255	Fr.	HS	Springfield, Ohio / Springfield
11	Bryan Wright *	LB	6-3	235	Jr.	2L	New Castle, Del. / Jireh Prep
12	TJ Johnson *	CB	6-2	190	So.	TR	Cleveland, Ohio / Euclid / Penn State
12	Alec Pierce	WR	6-3	205	Fr.	HS	Glen Elyn, Ill. / Glenbard West
13	Trent Cloud *	WR	6-0	191	Fr.	RS	Cleveland, Ohio / Bedford
13	Ty Van Fossen	LB	6-2	218	Fr.	HS	Columbus, Ohio / St. Francis De Sales
14	Cameron Jefferies	CB	5-10	188	Jr.	TR	Painesville, Ohio / Riverside / Bowling Green
14	Yanez Rogers	WR	6-2	180	Fr.	HS	Pompano Beach, Fla. / Blanch Ely
15	Taj Ward	CB	6-0	180	Fr.	HS	Solon, Ohio / Solon
16	John Keller ^	QB	6-1	192	Fr.	HS	North Canton, Ohio / Hoover
17	Rashad Medaris ^ *	WR	5-11	182	Jr.	1L	Indianapolis, Ind. / Pike / Western Illinois
17	RJ Potts *	LB	6-2	222	Fr.	RS	Fishers, Ind. / Fishers
18	Meechi Harris	WR	6-0	194	Fr.	HS	Xenia, Ohio / Xenia
18	Josiah Robey ^ *	CB	5-10	175	Fr.	RS	Franklin, Ky. / Franklin-Simpson
19	Cole Smith	K	5-11	188	Fr.	HS	Middletown, Ohio / Middletown
19	Tyrin Summers *	WR	5-10	183	So.	SQ	Clewiston, Fla. / Clewiston
19	Ethan Tucky ^ *	DE	6-2	245	So.	TR	Delaware, Ohio / Hayes / Boston College
20	Aulden Knight ^	WR	5-10	162	So.	TR	Akron, Ohio / Copley / Hampton
21	Jayshon Jackson	WR	5-10	165	Fr.	HS	Chicago, Ill. / Simeon
21	Myjai Sanders	DE	6-5	233	Fr.	HS	Jacksonville, Fla. / Camden County
22	Collin Widecan ^ *	S	5-10	185	So.	SQ	Cincinnati, Ohio / Mariemont
23	Gerrid Doaks *	RB	6-0	227	So.	1L	Indianapolis, Ind. / Lawrence Central
24	Taylor Boose *	RB	6-1	220	Jr.	1L	Clifton, Va. / Centreville
24	Noah Hamlin *	CB	5-11	177	Fr.	RS	Clairton, Pa. / Clairton
25	Tyler Inloes ^	P	5-10	205	Fr.	HS	Lebanon HS/Lebanon
25	Casey Kirk ^ *	RB	5-10	188	Fr.	RS	Dublin, Ohio / Coffman
26	Jerron Rollins	WR	6-2	200	Jr.	2L	Miami, Fla. / Christopher Columbus
27	Will Adams ^	S	6-0	190	Fr.	HS	Cincinnati, Ohio / Mason
29	Alex Dowds ^	RB	5-11	185	Fr.	HS	Alexandria, Ky./Campbell County
30	Michael Kopaygorodsky ^ *	RB	6-0	218	Fr.	RS	Mason, Ohio / Mason
30	Chris Murphy *	S	5-11	200	Sr.	2L	Atlanta, Ga. / Lassiter / Arkansas
31	Marquis Smith *	CB	5-11	185	So.	1L	Ypsilanti, Mich. / Ypsilanti
32	James Wiggins *	S	6-0	202	So.	1L	Homestead, Fla. / South Dade
33	Blake Bacevich	DL	6-4	242	Fr.	HS	Cincinnati, Ohio / St Xavier
34	Kyle Bolden *	LB	6-0	218	Fr.	RS	Cincinnati, Ohio / Colerain
35	Ryan Royer ^ *	LB	5-11	218	Fr.	RS	Hilliard, Ohio / Davidson
37	James Smith	P	6-5	225	So.	1L	Wangaratta, Australia / Galen College
38	Jake Tewart ^	CB	5-11	165	Fr.	HS	Lebanon, Ohio / Lebanon
40	Ty Sponseller *	LB	6-2	220	So.	1L	Mason, Ohio / Mason
41	Joel Dublanko *	LB	6-3	232	So.	1L	Aberdeen, Wash. / IMG Academy
41	Colin Thurman ^	RB	5-10	200	Fr.	HS	Cincinnati, Ohio / Moeller
42	Malik Vann	DE	6-4	270	Fr.	HS	Cincinnati, Ohio / Fairfield
43	Michael Pitts *	DE	6-4	255	So.	1L	Stone Mountain, Ga. / Stephenson
44	Marquise Copeland	DT	6-2	287	Sr.	3L	Cleveland, Ohio / Bedford

#	NAME	POS.	HT.	WT.	CL.	EX.	HOMETOWN / HIGH SCHOOL
44	Mick Oakes ^	TE	6-4	224	Fr.	HS	Cincinnati, Ohio / Indian Hill
45	Tinashe Bere ^	LB	6-1	235	Sr.	TR	Cincinnati, Ohio / Sycamore / Duke
47	Nate Lawler ^	LB	6-4	222	Fr.	HS	Dresden, Ohio / Tri-Valley
48	Kevin Mouhon *	DE	6-2	245	Sr.	3L	Norcross, Ga. / Norcross
50	Dylan O'Quinn	OL	6-4	310	Fr.	HS	Toledo, Ohio / Lake
51	Kimoni Fitz *	DE	6-3	257	Sr.	3L	Ringgold, Va. / Dan River
51	Lorenz Metz	OL	6-9	303	Fr.	HS	Neuötting, Germany / Kirchdorf Wildcats
52	Daeshon Martin	DT	6-1	258	Fr.	HS	Akron, Ohio / Hoban
52	Jakari Robinson *	OL	6-2	282	Fr.	RS	Talladega, Ala. / Munford
53	Tyler McGarr *	OL	6-3	295	Jr.	1L	Fortson, Ga. / Harris County
54	Keith Minor *	OL	6-4	293	Sr.	2L	Tyler, Texas / Chapel Hill
55	Alex Heil ^ *	OL	6-2	277	Jr.	1L	Wickliffe, Ohio / Benedictine
56	Kyle Trout *	OL	6-6	318	Sr.	1L	Lancaster, Ohio / Lancaster / Ohio State
57	Cory Armstrong ^ *	LS	6-0	240	So.	RS	Sagamore Hills, Ohio / Walsh Jesuit
58	Darius Harper	OL	6-7	325	So.	TR	Springfield, Ohio / Springfield / Miami [OH]
59	Colin Truett ^	OL	6-3	270	Fr.	HS	Lebanon, Ohio / Lebanon
59	Zach Wood ^ *	LS	6-0	230	Jr.	TR	Williamsburg, Ohio / McNicholas / Marshall
60	Zach Bycznski *	OL	6-4	304	So.	1L	Berea, Ohio / Berea-Midpark
62	Mason Garrison ^ *	OL	6-4	301	So.	1L	Cincinnati, Ohio / Oak Hills
65	Cody Lamb *	OL	6-4	290	Fr.	RS	Miamisburg, Ohio / Miamisburg
66	Ethan Voelker ^	OL	6-5	300	Fr.	HS	Cincinnati, Ohio / Taylor
68	Doug Bates *	OL	6-4	270	So.	SQ	Cincinnati, Ohio / Moeller
70	Dino Boyd	OL	6-4	300	Sr.	TR	Newark, N.J. / West Side / Rhode Island
71	Colin Woodside	OL	6-5	307	Fr.	HS	Lancaster, Ohio / Fairfield Union
72	Garrett Campbell *	OL	6-5	315	Sr.	3L	Cincinnati, Ohio / St Xavier
73	Blake Yager	OL	6-5	303	Jr.	1L	Fort Wayne, Ind. / Carroll / Iowa Western
74	Blake Bammann ^	LS	6-2	260	Fr.	HS	Lexington, Ohio/Lexington
74	Jeremy Cooper	OL	6-4	315	Fr.	HS	Chicago, Ill. / Mount Carmel
75	Chris Ferguson *	OL	6-5	303	Sr.	1L	Nassau, Bahamas / Lake Nona
77	Vincent McConnell *	OT	6-5	288	Fr.	RS	Massillon, Ohio / Washington
78	Morgan James *	OL	6-5	313	Jr.	2L	Highland, Mich. / Lakeland
79	Drew Hartmann ^ *	OL	6-0	280	Fr.	RS	Noblesville, Ind. / Noblesville
80	Malick Mbodj *	WR	6-5	211	So.	1L	Atlanta, Ga. / Arabia Mountain
81	Josh Whyte	TE	6-6	238	Fr.	HS	Cincinnati, Ohio / La Salle
82	Wilson Huber *	TE	6-5	243	Fr.	RS	Indianapolis, Ind. / Franklin Central
83	Josiah Deguara *	TE	6-3	242	Jr.	2L	Folsom, Calif. / Folsom
84	Wyatt Fischer ^	WR	6-0	205	Fr.	HS	Mount Orab, Ohio / Western Brown
85	Thomas Geddis	WR	6-2	185	Jr.	2L	Pompano Beach, Fla. / Blanche Ely
86	Angelo Howze *	DE	6-1	242	Fr.	RS	Fishers, Ind. / Fishers
86	Jack Peterson ^ *	WR	6-0	185	Fr.	RS	Granville, Ohio / Granville
87	Bruno Labelle *	TE	6-4	250	So.	1L	Laval, Quebec / Collège Montmorency
88	Braxton Neal ^	WR	6-3	198	Jr.	SQ	Cincinnati, Ohio / Lakota West
89	Jake Peterson ^	WR	6-0	180	Fr.	HS	Granville, Ohio/Granville
89	Nick Staderman ^ *	DT	6-0	260	So.	SQ	Cincinnati, Ohio / McNicholas
90	Jabari Taylor	DT	6-1	292	Fr.	RS	Akron, Ohio / Hoban
92	Curtis Brooks *	DT	6-3	290	So.	1L	Danville, Va. / George Washington
93	Elijah Ponder *	DT	6-3	272	So.	1L	Atlanta, Ga. / South Cobb
94	Chase Brown ^	DT	6-2	217	Fr.	HS	Cleveland, Ohio/NDCL
95	Joe Schroer ^ *	DT	6-2	260	Jr.	TR	Cincinnati, Ohio / Elder / Ohio State
96	Cortez Broughton *	DT	6-3	290	Sr.	3L	Warner Robins, Ga. / Veterans
97	Ryan Jones ^	P	5-10	182	Jr.	2L	Kissimmee, Fla. / New Castle
97	Zane Wilson ^	DE	6-6	220	Fr.	HS	Georgetown, Ky./Scott County
98	Mychal Keys ^	DE	6-4	238	Fr.	HS	Columbus, Ohio / Marion-Franklin
98	Grant Simon ^	K	6-0	170	Fr.	HS	Columbus, Ohio/Olentangy Orange
99	Marcus Brown *	DT	6-3	297	So.	1L	Naples, Fla. / Lely

^ - Walk-On; * - Has utilized redshirt year.

2018 CINCINNATI FOOTBALL

ALPHABETICAL ROSTER

#	NAME	POS.	HT.	WT.	CL.	EX.	HOMETOWN / HIGH SCHOOL
27	Will Adams ^	S	6-0	190	Fr.	HS	Cincinnati, Ohio / Mason
10	Christian Angulo *	CB	6-2	190	Jr.	1L	Tampa, Fla. / East Bay
57	Cory Armstrong ^ *	LS	6-0	240	So.	RS	Sagamore Hills, Ohio / Walsh Jesuit
33	Blake Bacevich	DL	6-4	242	Fr.	HS	Cincinnati, Ohio / St Xavier
74	Blake Bammann ^	LS	6-2	260	Fr.	HS	Lexington, Ohio/Lexington
68	Doug Bates *	OL	6-4	270	So.	SQ	Cincinnati, Ohio / Moeller
45	Tinashe Bere ^	LB	6-1	235	Sr.	TR	Cincinnati, Ohio / Sycamore / Duke
34	Kyle Bolden *	LB	6-0	218	Fr.	RS	Cincinnati, Ohio / Colerain
24	Taylor Boose *	RB	6-1	220	Jr.	1L	Clifton, Va. / Centreville
70	Dino Boyd	OL	6-4	300	Sr.	TR	Newark, N.J. / West Side / Rhode Island
92	Curtis Brooks *	DT	6-3	290	So.	1L	Danville, Va. / George Washington
96	Cortez Broughton *	DT	6-3	290	Sr.	3L	Warner Robins, Ga. / Veterans
94	Chase Brown ^	DT	6-2	217	Fr.	HS	Cleveland, Ohio/NDCL
99	Marcus Brown *	DT	6-3	297	So.	1L	Naples, Fla. / Lely
6	Ben Bryant	QB	6-3	210	Fr.	HS	La Grange, Ill. / Lyons Township
7	Coby Bryant	CB	6-1	190	So.	1L	Cleveland, Ohio / Glenville
9	Arquon Bush	CB	6-0	180	Fr.	HS	Euclid, Ohio / Euclid
60	Zach Bycznski *	OL	6-4	304	So.	1L	Berea, Ohio / Berea-Midpark
72	Garrett Campbell *	OL	6-5	315	Sr.	3L	Cincinnati, Ohio / St Xavier
4	Malik Clements	LB	6-0	210	Sr.	3L	Danville, Va. / George Washington
13	Trent Clement *	WR	6-0	191	Fr.	RS	Cleveland, Ohio / Bedford
74	Jeremy Cooper	OL	6-4	315	Fr.	HS	Chicago, Ill. / Mount Carmel
44	Marquise Copeland	DT	6-2	287	Sr.	3L	Cleveland, Ohio / Bedford
83	Josiah Deguara *	TE	6-3	242	Jr.	2L	Folsom, Calif. / Folsom
23	Gerrid Doaks *	RB	6-0	227	So.	1L	Indianapolis, Ind. / Lawrence Central
29	Alex Dowds ^	RB	5-11	185	Fr.	HS	Alexandria, Ky./Campbell County
41	Joel Dublanko *	LB	6-3	232	So.	1L	Aberdeen, Wash. / IMG Academy
75	Chris Ferguson *	OL	6-5	303	Sr.	1L	Nassau, Bahamas / Lake Nona
84	Wyatt Fischer ^	WR	6-0	205	Fr.	HS	Mount Orab, Ohio / Western Brown
51	Kimoni Fitz *	DE	6-3	257	Sr.	3L	Ringgold, Va. / Dan River
5	Darrick Forrest	S	6-0	198	So.	1L	Columbus, Ohio / Walnut Ridge
62	Mason Garrison ^ *	OL	6-4	301	So.	1L	Cincinnati, Ohio / Oak Hills
85	Thomas Geddis	WR	6-2	185	Jr.	2L	Pompano Beach, Fla. / Blanche Ely
2	Tyrell Gilbert *	CB	6-0	190	Sr.	3L	Cincinnati, Ohio / Princeton
24	Noah Hamlin *	CB	5-11	177	Fr.	RS	Clairton, Pa. / Clairton
58	Darius Harper	OL	6-7	325	So.	TR	Springfield, Ohio / Springfield / Miami [OH]
18	Meechi Harris	WR	6-0	194	Fr.	HS	Xenia, Ohio / Xenia
79	Drew Hartmann ^ *	OL	6-0	280	Fr.	RS	Noblesville, Ind. / Noblesville
7	Javan Hawes	WR	6-0	192	So.	1L	Atlanta, Ga. / Sandy Creek
55	Alex Heil ^ *	OL	6-2	277	Jr.	1L	Wickliffe, Ohio / Benedictine
3	Ja'von Hicks	S	6-2	197	Fr.	HS	Cincinnati, Ohio / Colerain
86	Angelo Howze *	DE	6-1	242	Fr.	RS	Fishers, Ind. / Fishers
82	Wilson Huber *	TE	6-5	243	Fr.	RS	Indianapolis, Ind. / Franklin Central
25	Tyler Inloes ^	P	5-10	205	Fr.	HS	Lebanon HS/Lebanon
21	Jayshon Jackson	WR	5-10	165	Fr.	HS	Chicago, Ill. / Simeon
78	Morgan James *	OL	6-5	313	Jr.	2L	Highland, Mich. / Lakeland
14	Cameron Jefferies	CB	5-10	188	Jr.	TR	Painesville, Ohio / Riverside / Bowling Green
12	TJ Johnson *	CB	6-2	190	So.	TR	Cleveland, Ohio / Euclid / Penn State
97	Ryan Jones ^	P	5-10	182	Jr.	2L	Kissimmee, Fla. / New Castle
16	John Keller ^	QB	6-1	192	Fr.	HS	North Canton, Ohio / Hoover
98	Mychal Keys ^	DE	6-4	238	Fr.	HS	Columbus, Ohio / Marion-Franklin
25	Casey Kirk ^ *	RB	5-10	188	Fr.	RS	Dublin, Ohio / Coffman
20	Aulden Knight ^	WR	5-10	162	So.	TR	Akron, Ohio / Copley / Hampton
30	Michael Kopaygorodsky ^ *	RB	6-0	218	Fr.	RS	Mason, Ohio / Mason
87	Bruno Labelle *	TE	6-4	250	So.	1L	Laval, Quebec / Collège Montmorency
65	Cody Lamb *	OL	6-4	290	Fr.	RS	Miamisburg, Ohio / Miamisburg
47	Nate Lawler ^	LB	6-4	222	Fr.	HS	Dresden, Ohio / Tri-Valley
1	Kahlil Lewis	WR	6-0	195	Sr.	3L	Miami, Fla. / Mirimar
52	Daeshon Martin	DT	6-1	258	Fr.	HS	Akron, Ohio / Hoban
80	Malick Mbodj *	WR	6-5	211	So.	1L	Atlanta, Ga. / Arabia Mountain
10	Charles McClelland	RB	5-11	188	Fr.	HS	Du Pont, Ga. / Clinch County
77	Vincent McConnell *	OT	6-5	288	Fr.	RS	Massillon, Ohio / Washington

#	NAME	POS.	HT.	WT.	CL.	EX.	HOMETOWN / HIGH SCHOOL
53	Tyler McGarr *	OL	6-3	295	Jr.	1L	Fortson, Ga. / Harris County
17	Rashad Medaris ^ *	WR	5-11	182	Jr.	1L	Indianapolis, Ind. / Pike / Western Illinois
51	Lorenz Metz	OL	6-9	303	Fr.	HS	Neuötting, Germany / Kirchdorf Wildcats
54	Keith Minor *	OL	6-4	293	Sr.	2L	Tyler, Texas / Chapel Hill
8	Hayden Moore *	QB	6-3	215	Sr.	3L	Clay, Ala. / Clay-Chalkville
48	Kevin Mouhon *	DE	6-2	245	Sr.	3L	Norcross, Ga. / Norcross
30	Chris Murphy *	S	5-11	200	Sr.	2L	Atlanta, Ga. / Lassiter / Arkansas
88	Braxton Neal ^	WR	6-3	198	Jr.	SQ	Cincinnati, Ohio / Lakota West
44	Mick Oakes ^	TE	6-4	224	Fr.	HS	Cincinnati, Ohio / Indian Hill
50	Dylan O'Quinn	OL	6-4	310	Fr.	HS	Toledo, Ohio / Lake
86	Jack Peterson ^ *	WR	6-0	185	Fr.	RS	Granville, Ohio / Granville
89	Jake Peterson ^	WR	6-0	180	Fr.	HS	Granville, Ohio/Granville
12	Alec Pierce	WR	6-3	205	Fr.	HS	Glen Ellyn, Ill. / Glenbard West
43	Michael Pitts *	DE	6-4	255	So.	1L	Stone Mountain, Ga. / Stephenson
93	Elijah Ponder *	DT	6-3	272	So.	1L	Atlanta, Ga. / South Cobb
17	RJ Potts *	LB	6-2	222	Fr.	RS	Fishers, Ind. / Fishers
9	Desmond Ridder *	QB	6-4	212	Fr.	RS	Louisville, Ky. / St Xavier
18	Josiah Robey ^ *	CB	5-10	175	Fr.	RS	Franklin, Ky. / Franklin-Simpson
52	Jakari Robinson *	OL	6-2	282	Fr.	RS	Talladega, Ala. / Munford
14	Yanez Rogers	WR	6-2	180	Fr.	HS	Pompano Beach, Fla. / Blanche Ely
26	Jerron Rollins	WR	6-2	200	Jr.	2L	Miami, Fla. / Christopher Columbus
35	Ryan Royer ^ *	LB	5-11	218	Fr.	RS	Hilliard, Ohio / Davidson
21	Myjai Sanders	DE	6-5	233	Fr.	HS	Jacksonville, Fla. / Camden County
95	Joe Schroer ^ *	DT	6-2	260	Jr.	TR	Cincinnati, Ohio / Elder / Ohio State
98	Grant Simon ^	K	6-0	170	Fr.	HS	Columbus, Ohio/Olentangy Orange
19	Cole Smith	K	5-11	188	Fr.	HS	Middletown, Ohio / Middletown
37	James Smith	P	6-5	225	So.	1L	Wangaratta, Australia / Galen College
31	Marquis Smith *	CB	5-11	185	So.	1L	Ypsilanti, Mich. / Ypsilanti
10	Jake Sopko *	QB	6-2	218	So.	SQ	Avon, Ohio / Avon
40	Ty Sponseller *	LB	6-2	220	So.	1L	Mason, Ohio / Mason
89	Nick Staderman ^ *	DT	6-0	260	So.	SQ	Cincinnati, Ohio / McNicholas
19	Tyrin Summers *	WR	5-10	183	So.	SQ	Clewiston, Fla. / Clewiston
90	Jabari Taylor	DT	6-1	292	Fr.	RS	Akron, Ohio / Hoban
11	Leonard Taylor	TE	6-5	255	Fr.	HS	Springfield, Ohio / Springfield
38	Jake Tewart ^	CB	5-11	165	Fr.	HS	Lebanon, Ohio / Lebanon
5	Tavion Thomas	RB	6-2	235	Fr.	HS	Dayton, Ohio / Dunbar
41	Colin Thurman ^	RB	5-10	200	Fr.	HS	Cincinnati, Ohio / Moeller
56	Kyle Trout *	OL	6-6	318	Sr.	1L	Lancaster, Ohio / Lancaster / Ohio State
59	Colin Truett ^	OL	6-3	270	Fr.	HS	Lebanon, Ohio / Lebanon
19	Ethan Tucky ^ *	DE	6-2	245	So.	TR	Delaware, Ohio / Hayes / Boston College
13	Ty Van Fossen	LB	6-2	218	Fr.	HS	Columbus, Ohio / St Francis De Sales
42	Malik Vann	DE	6-4	270	Fr.	HS	Cincinnati, Ohio / Fairfield
66	Ethan Voelker ^	OL	6-5	300	Fr.	HS	Cincinnati, Ohio / Taylor
15	Taj Ward	CB	6-0	180	Fr.	HS	Solon, Ohio / Solon
3	Michael Warren II	RB	5-11	218	So.	1L	Toledo, Ohio / Central Catholic
8	Jarell White	LB	5-10	205	So.	1L	Cincinnati, Ohio / LaSalle
81	Josh Whyte	TE	6-6	238	Fr.	HS	Cincinnati, Ohio / La Salle
22	Collin Widecan ^ *	S	5-10	185	So.	SQ	Cincinnati, Ohio / Mariemont
32	James Wiggins *	S	6-0	202	So.	1L	Homestead, Fla. / South Dade
97	Zane Wilson ^	DE	6-6	220	Fr.	HS	Georgetown, Ky./Scott County
59	Zach Wood ^ *	LS	6-0	230	Jr.	TR	Williamsburg, Ohio / McNicholas / Marshall
71	Colin Woodside	OL	6-5	307	Fr.	HS	Lancaster, Ohio / Fairfield Union
11	Bryan Wright *	LB	6-3	235	Jr.	2L	New Castle, Del. / Jireh Prep
73	Blake Yager	OL	6-5	303	Jr.	1L	Fort Wayne, Ind. / Carroll / Iowa Western
6	Perry Young	LB	5-11	215	Jr.	2L	Birmingham, Ala. / Spain Park

^ - Walk-On; * - Has utilized redshirt year.



OPPONENT INFORMATION

UCLA

Conference Pac-12 South
 Stadium..... Rose Bowl [80,616]
 Head Coach..... Chip Kelly
 School Record..... 0-0 [first year]
 Overall Record..... 46-7 [4 years]
 Starters Returning [Off./Def.]..... 5/7
 Media Relations Contact..... Steve Rourke
 E-Mail..... srourke@athletics.ucla.edu
 Phone..... 310-206-8187
 Website..... UCLABruins.com
 2017 Overall Record..... 6-7
 2017 Conference Record..... 4-5 [4th South]

MIAMI (OHIO)

Conference Mid-American East
 Stadium..... Fred C. Yager [24,286]
 Head Coach..... Chuck Martin
 School Record..... 16-33 [four years]
 Career Record..... 90-40 [10 years]
 Starters Returning [Off./Def.]..... 19/6
 Media Relations Contact..... Dave Meyer
 E-Mail..... meyerd@miamioh.edu
 Phone..... 513-529-4329
 Website..... MiamiRedHawks.com
 2017 Overall Record..... 5-7
 2017 Conference Record..... 4-4 [t-3rd East]

ALABAMA A&M

Conference Southwest Athletic East
 Stadium..... Louis Crews [21,000]
 Head Coach..... Connell Maynor
 School Record..... 0-0 [first year]
 Career Record..... 65-31 [eight years]
 Starters Returning [Off./Def.]..... 7/6
 Media Relations Contact..... Janay Roberson
 E-Mail..... aamusportsinfo@yahoo.com
 Phone..... 256-372-4550
 Website..... AAMUSports.com
 2017 Overall Record..... 4-7
 2017 Conference Record..... 3-4 [2nd East]

OHIO

Conference Mid-American East
 Stadium..... Peden [24,000]
 Head Coach..... Frank Solich
 School Record..... 97-71 [13 years]
 Career Record..... 155-90 [19 years]
 Starters Returning [Off./Def.]..... 8/4
 Media Relations Contact..... Sarah Legarsky
 E-Mail..... legarsky@ohio.edu
 Phone..... 724-464-4376
 Website..... OhioBobcats.com
 2017 Overall Record..... 9-4
 2017 Conference Record..... 5-3 [2nd East]

UConn

Conference American Athletic East
 Stadium..... Pratt & Whitney Stad. at Rentschler Field [40,000]
 Head Coach..... Randy Edsall
 School Record..... 77-79 [13 years]
 Career Record..... 99-113 [18 years]
 Starters Returning [Off./Def.]..... 7/2
 Media Relations Contact..... Pat McKenna
 E-Mail..... patrick.mckenna@uconn.edu
 Phone..... 860-486-3531
 Website..... UConnHuskies.com
 2017 Overall Record..... 3-9
 2017 Conference Record..... 2-6 [t-4th East]

TULANE

Conference American Athletic West
 Stadium..... Yulman [30,000]
 Head Coach..... Willie Fritz
 School Record..... 9-15 [two years]
 Career Record..... 162-84 [21 years]
 Starters Returning [Off./Def.]..... 9/6
 Media Relations Contact..... Tom Symonds
 E-Mail..... tsymonds@tulane.edu
 Phone..... 504-407-7349
 Website..... TulaneGreenWave.com
 2017 Overall Record..... 5-7
 2017 Conference Record..... 3-5 [5th West]

TEMPLE

Conference American Athletic East
 Stadium..... Lincoln Financial Field [69,596]
 Head Coach..... Geoff Collins
 School Record..... 7-6 [second year]
 Career Record..... same
 Starters Returning [Off./Def.]..... 7/7
 Media Relations Contact..... Rich Burg
 E-Mail..... rich.burg@temple.edu
 Phone..... [215] 204-0876
 Website..... OwlSports.com
 2017 Overall Record..... 7-6
 2017 Conference Record..... 4-4 [3rd East]

SMU

Conference American Athletic West
 Stadium..... Gerald J. Ford [32,000]
 Head Coach..... Sonny Dykes
 School Record..... 0-1 [first year]
 Career Record..... 41-46 [seven years]
 Starters Returning [Off./Def.]..... 6/8
 Media Relations Contact..... Brad Sutton
 E-Mail..... bsutton@smu.edu
 Phone..... [214] 768-1651
 Website..... SMUMustangs.com
 2017 Overall Record..... 7-6
 2017 Conference Record..... 4-4 [t-3rd East]

NAVY

Conference American Athletic West
 Stadium..... Navy-Marine Corps Memorial [34,000]
 Head Coach..... Ken Niumatalolo
 School Record..... 84-48 [10 years]
 Career Record..... same
 Starters Returning [Off./Def.]..... 4/4
 Media Relations Contact..... Scott Strasemeier
 E-Mail..... sstrasem@usna.edu
 Phone..... 410-293-8775
 Website..... NavySports.com
 2017 Overall Record..... 7-6
 2017 Conference Record..... 4-4 [t-3rd East]

USF

Conference American Athletic East
 Stadium..... Raymond James Stadium [65,857]
 Head Coach..... Charlie Strong
 School Record..... 10-2 [second year]
 Career Record..... 63-39 [eight years]
 Starters Returning [Off./Def.]..... 6/5
 Media Relations Contact..... Brian Siegrist
 E-Mail..... siegrist@usf.edu
 Phone..... [813] 293-3897
 Website..... GoUSFBulls.com
 2017 Overall Record..... 10-2
 2017 Conference Record..... 6-2 [2nd East]

UCF

Conference American Athletic East
 Stadium..... Spectrum [44,206]
 Head Coach..... Josh Heupel
 School Record..... 0-0 [first year]
 Career Record..... same
 Starters Returning [Off./Def.]..... 8/6
 Media Relations Contact..... Andy Seeley
 E-Mail..... aseeley@athletics.ucf.edu
 Phone..... 407-823-2729
 Website..... UCFKnights.com
 2017 Overall Record..... 13-0
 2017 Conference Record..... 8-0 [1st East]

ECU

Conference American Athletic East
 Stadium..... Dowdy-Ficklen [50,000]
 Head Coach..... Scottie Montgomery
 School Record..... 6-18 [two years]
 Career Record..... same
 Starters Returning [Off./Def.]..... 5/7
 Media Relations Contact..... Tom McClellan
 E-Mail..... mclellant@ecu.edu
 Phone..... 252-414-0990
 Website..... ECU Pirates.com
 2017 Overall Record..... 3-9
 2017 Conference Record..... 2-6 [t-4th East]

2018 CINCINNATI FOOTBALL

OPPONENT GAME-BY-GAME RECORDS

UCLA

First Meeting

MIAMI (OHIO)

Series Record Miami leads 59-56-7

At Cincinnati Miami leads 44-41-5

At Oxford Miami leads 14-12-2

At Neutral Sites Tied, 2-2

Most UC points 52 [UC 52-42, 1999; UC 52-14, 2012]

Most Miami points 44 [MU 44-16, 2005]

Combined points 94 [52-42, 1999]

Biggest UC win 46 [46-0, 1904]

Biggest Miami win 40 [40-0, 1917]

Current streak Cincinnati - 12

Game-by-Game Breakdown

Year	Site	Score	Winner
1888	Oxford	0-0	Tie
1889	Cincinnati	34-0	MU
1893	Oxford	24-6	MU
	Cincinnati	6-0	MU
1894	Cincinnati	6-0	UC
1895	Cincinnati	12-0	MU
1896	Cincinnati	6-4	MU
1897	Oxford	6-0	UC
	Neutral	10-6	UC
1898	Oxford	22-0	UC
1899	Neutral	22-0	UC
1900	Cincinnati	16-12	UC
1903	Cincinnati	15-0	MU
1904	Cincinnati	46-0	UC
1906	Cincinnati	0-0	Tie
1909	Cincinnati	10-6	UC
1910	Cincinnati	3-0	UC
1911	Cincinnati	11-0	UC
1912	Cincinnati	21-21	Tie
1913	Cincinnati	13-7	MU
1914	Cincinnati	20-13	MU
1915	Cincinnati	24-12	MU
1916	Cincinnati	33-0	MU
1917	Cincinnati	40-0	MU
1918	Cincinnati	0-0	Tie
1919	Cincinnati	14-0	MU
1920	Cincinnati	7-0	UC
1921	Cincinnati	15-7	MU
1922	Cincinnati	9-6	MU
1923	Cincinnati	23-0	UC
1924	Cincinnati	8-7	UC
1925	Cincinnati	33-0	MU
1926	Cincinnati	6-6	Tie
1927	Cincinnati	17-14	MU
1928	Cincinnati	34-0	MU
1929	Cincinnati	14-6	MU
1930	Cincinnati	6-0	UC
1931	Cincinnati	20-0	UC
1932	Cincinnati	21-13	MU
1933	Cincinnati	6-2	MU

Year	Site	Score	Winner
1934	Cincinnati	21-0	UC
1935	Cincinnati	8-7	UC
1936	Cincinnati	0-0	Tie
1937	Cincinnati	14-6	MU
1938	Cincinnati	16-7	MU
1939	Cincinnati	13-0	UC
1940	Cincinnati	44-0	UC
1941	Cincinnati	26-0	UC
1942	Cincinnati	21-12	UC
1945	Cincinnati	28-14	MU
1946	Cincinnati	13-7	UC
1947	Cincinnati	38-7	MU
1948	Cincinnati	43-19	MU
1949	Cincinnati	27-6	UC
1950	Cincinnati	28-0	MU
1951	Cincinnati	19-14	UC
1952	Cincinnati	34-9	UC
1953	Cincinnati	14-0	UC
1954	Cincinnati	21-9	MU
1955	Cincinnati	14-0	MU
1956	Cincinnati	27-13	MU
1957	Cincinnati	20-14	MU
1958	Cincinnati	18-7	UC
1959	Cincinnati	14-7	UC
1960	Cincinnati	10-6	MU
1961	Cincinnati	7-3	MU
1962	Cincinnati	38-16	MU
1963	Cincinnati	21-19	MU
1964	Cincinnati	28-14	UC
1965	Cincinnati	37-7	MU
1966	Cincinnati	28-8	MU
1967	Cincinnati	27-14	MU
1968	Cincinnati	23-21	UC
1969	Cincinnati	36-20	MU
1970	Cincinnati	33-0	UC
1971	Oxford	43-7	MU
1972	Cincinnati	23-0	MU
1973	Oxford	6-0	MU
1974	Cincinnati	27-7	MU
1975	Oxford	21-13	MU
1976	Cincinnati	17-0	UC
1977	Cincinnati	12-7	MU
1978	Oxford	28-24	MU
1979	Oxford	27-14	MU
1980	Cincinnati	23-13	UC
1981	Oxford	7-3	MU
1982	Cincinnati	20-10	UC
1983	Oxford	14-10	MU
1984	Cincinnati	31-26	MU
1985	Oxford	16-10	MU
1986	Cincinnati	45-38	UC
1987	Cincinnati	31-26	UC
1988	Oxford	34-18	UC
1989	Oxford	30-14	UC
1990	Cincinnati	16-12	MU
1991	Cincinnati	22-9	MU
1992	Oxford	17-14	MU

Year	Site	Score	Winner
1993	Cincinnati	30-23	UC
1994	Oxford	17-17	Tie
1995	Oxford	23-16	MU
1996	Cincinnati	30-23 (3 OT)	UC
1997	Oxford	34-31 (2 OT)	MU
1998	Cincinnati	41-0	MU
1999	Oxford	52-42	UC
2000	Cincinnati	45-15	UC
2001	Oxford	21-14	MU
2002	Cincinnati	31-26	MU
2003	Oxford	42-37	MU
2004	Cincinnati	45-26	UC
2005	Oxford	44-16	MU
2006	Cincinnati	24-10	UC
2007	Oxford	47-10	UC
2008	Cincinnati	45-20	UC
2009	Oxford	37-13	UC
2010	Cincinnati	45-3	UC
2011	Oxford	27-0	UC
2012	Cincinnati	52-14	UC
2013	Oxford	14-0	UC
2014	Cincinnati	31-24	UC
2015	Oxford	37-33	UC
2016	Cincinnati	27-20	UC
2017	Oxford	21-17	UC

ALABAMA A&M

Series Record Cincinnati leads 1-0

At Cincinnati Cincinnati leads 1-0

At AAMU —

At Neutral Sites —

Most UC points 52 [UC 52-10, 2015]

Most AAMU points 10 [UC 52-10, 2015]

Combined points 62 [UC 52-10, 2015]

Biggest UC win —

Biggest AAMU win —

Current streak Cincinnati - 1

Game-by-Game Breakdown

Year	Site	Score	Winner
2015	Cincinnati	52-10	UC



2018 CINCINNATI FOOTBALL

OPPONENT GAME-BY-GAME RECORDS

OHIO

Series Record Tied 23-23-4
 At Cincinnati Cincinnati leads 15-13-1
 At Ohio Ohio leads 10-8-3
 At Neutral Sites —
 Most UC points 52 [twice]
 Most OU points 65 [OU 65-0, 1928]
 Combined points 108 [OU 60-48, 1968]
 Biggest UC win 52 [UC 52-0, 1896]
 Biggest OU win 65 [OU 65-0, 1928]
 Current streak..... Cincinnati – 1

Game-by-Game Breakdown

Year	Site	Score	Winner
1896	Cincinnati	52-0	UC
1897	Athens	12-0	UC
1898	Athens	12-12	Tie
1901	Cincinnati	16-0	OU
1906	Cincinnati	16-5	OU
1913	Cincinnati	20-2	UC
1914	Cincinnati	15-0	UC
1915	Cincinnati	15-0	OU
1916	Cincinnati	33-10	OU
1917	Cincinnati	22-0	OU
1918	Athens	6-6	Tie
1920	Cincinnati	6-0	UC
1921	Athens	7-6	OU
1923	Athens	13-6	UC
1925	Cincinnati	13-2	OU
1926	Athens	38-7	OU
1927	Cincinnati	7-7	Tie
1928	Athens	65-0	OU
1929	Cincinnati	35-0	OU
1930	Cincinnati	48-0	OU
1931	Cincinnati	13-7	OU
1932	Athens	23-0	OU
1933	Cincinnati	2-0	UC
1934	Athens	0-0	Tie
1935	Athens	16-6	OU
1936	Athens	10-7	OU
1937	Cincinnati	17-0	OU
1938	Athens	13-12	OU
1942	Cincinnati	26-7	UC
1945	Athens	20-19	OU
1946	Cincinnati	19-0	UC
1947	Athens	34-0	UC
1948	Cincinnati	18-13	UC
1949	Athens	34-13	UC
1950	Cincinnati	23-0	UC
1951	Athens	40-0	UC
1952	Cincinnati	41-7	UC
1968	Cincinnati	60-48	OU
1969	Athens	46-6	OU
1970	Cincinnati	29-21	UC
1971	Cincinnati	23-15	UC
1972	Cincinnati	28-14	OU
1973	Athens	14-8	OU
1974	Cincinnati	35-13	UC

1975	Athens	6-5	UC
1976	Cincinnati	35-0	UC
1977	Athens	38-26	UC
1978	Cincinnati	35-0	UC
1979	Cincinnati	27-7	OU
1981	Athens	19-9	UC

UConn

Series Record Cincinnati leads 11-3
 At Cincinnati Cincinnati leads 8-0
 At Connecticut..... Tied 3-3
 At Neutral Sites —
 Most UC points 47 [UC 47-45, 2009]
 Most UConn points 45 [UC 47-45, 2009]
 Combined points 92 [UC 47-45, 2009]
 Biggest UC win 41 [41-0, 2014]
 Biggest UConn win..... 24 [40-16, 2008]
 Current streak..... UConn – 1

Game-by-Game Breakdown

Year	Site	Score	Winner
2001	Cincinnati	45-28	UC
2005	Cincinnati	28-17	UC
2006	E. Hartford	26-23	UC
2007	Cincinnati	27-3	UC
2008	E. Hartford	40-16	UConn
2009	Cincinnati	47-45	UC
2010	E. Hartford	38-17	UConn
2011	Cincinnati	35-27	UC
2012	E. Hartford	34-17	UC
2013	Cincinnati	41-16	UC
2014	E. Hartford	41-0	UC
2015	Cincinnati	37-13	UC
2016	E. Hartford	20-9	UConn
2017	Cincinnati	22-21	UC

Tulane

Series Record Tulane leads 11-5
 At Cincinnati Tulane leads 4-2
 At New Orleans Tulane leads 7-3
 At Neutral Sites —
 Most UC points 49 [UC 46-33, 2001]
 Most Tulane points 52 [TU 52-34, 1998]
 Combined points 86 [TU 52-34, 1998]
 Biggest UC win 24 [38-14, 2014]
 Biggest Tulane win..... 42 [49-7, 1990]
 Current streak..... Cincinnati – 2

Game by Game Breakdown

Year	Site	Score	Winner
1909	New Orleans	6-0	Tulane
1948	Cincinnati	6-0	[14] Tulane
1966	New Orleans	28-21	Tulane
1970	Cincinnati	6-3	Tulane
1976	New Orleans	21-14	UC
1977	New Orleans	16-13	Tulane
1981	Cincinnati	17-13	UC
1990	New Orleans	49-7	Tulane

1996	Cincinnati	34-14	Tulane
1997	New Orleans	31-17	Tulane
1998	Cincinnati	52-34	Tulane
2000	New Orleans	24-19	Tulane
2001	Cincinnati	46-33	UC
2002	New Orleans	35-17	Tulane
2014	New Orleans	38-14	UC
2017	New Orleans	17-16	UC

Temple

Series Record Temple leads 12-6-1
 At Cincinnati Temple leads 4-3-1
 At Temple Temple leads 8-3-0
 At Neutral Sites —
 Most UC points 38 [UC 38-20, 2013]
 Most Temple points..... 42 [TU 42-10, 1984]
 Combined points 60 [TU 34-26, 2015]
 Biggest UC win 24 [34-10, 2012]
 Biggest Temple win..... 34 [41-7, 2008]
 Current streak..... Temple – 3

Game-by-Game Breakdown

Year	Site	Score	Winner
1973	Philadelphia	16-15	TU
1974	Cincinnati	22-20	UC
1975	Philadelphia	21-17	TU
1977	Cincinnati	17-17	Tie
1978	Philadelphia	16-13	TU
1979	Philadelphia	35-20	TU
1980	Philadelphia	23-7	TU
1981	Cincinnati	24-13	TU
1982	Philadelphia	41-7	TU
1983	Cincinnati [RS]	31-16	UC
1984	Philadelphia	42-10	TU
1985	Cincinnati [RS]	28-16	TU
2002	Philadelphia	35-22	UC
2003	Cincinnati	30-24 [30T]	UC
2012	Philadelphia	34-10	UC
2013	Cincinnati	38-20	UC
2014	Philadelphia	14-6	UC
2015	Cincinnati	34-26	TU
2016	Philadelphia	34-13	TU
2017	Cincinnati	35-24	TU

2018 CINCINNATI FOOTBALL

OPPONENT GAME-BY-GAME RECORDS

SMU

Series Record Cincinnati leads 2-1
 At Cincinnati Tied 1-1
 At SMU Cincinnati leads 1-0
 At Neutral Sites —
 Most UC points 40 [UC 40-7, 2014]
 Most SMU points 31 [SMU 31-28, 2017]
 Combined points 59 [SMU 31-28, 2017]
 Biggest UC win 33 [UC 40-7, 2014]
 Biggest SMU win 3 [SMU 31-28, 2017]
 Current streak SMU - 1

Game-by-Game Breakdown

Year	Site	Score	Winner
2013	Cincinnati	28-25	Cincinnati
2014	Dallas	40-7	Cincinnati
2017	Cincinnati	31-28 [OT]	SMU

NAVY

Series Record Navy leads 3-0
 At Cincinnati —
 At Navy Navy leads 3-0
 At Neutral Sites —
 Most UC points 32 [Navy 42-32, 2017]
 Most Navy points 42 [Navy 42-32, 2017]
 Combined points 74 [Navy 42-32, 2017]
 Biggest UC win —
 Biggest Navy win 14 [Navy 14-0, 1940]
 Current streak Navy - 3

Game-by-Game Breakdown

Year	Site	Score	Winner
1940	Annapolis	14-0	Navy
1956	Annapolis	13-7	Navy
2017	Annapolis	42-32	Navy

USF

Series Record Cincinnati leads 8-7
 At Cincinnati Cincinnati leads 5-2
 At USF USF leads 5-3
 At Neutral Sites —
 Most UC points 45 [UC 45-23, 2004]
 Most USF points 65 [USF 65-27, 2015]
 Combined points 92 [USF 65-27, 2015]
 Biggest UC win 22 [45-23, 2004]
 Biggest USF win 38 [65-27, 2015]
 Current streak USF - 3

Game-by-Game Breakdown

Year	Site	Score	Winner
2003	Tampa	24-17 [2 OT]	USF
2004	Cincinnati	45-23	UC
2005	Tampa	31-16	USF
2006	Cincinnati	23-6	UC
2007	Tampa	38-33	UC
2008	Cincinnati	24-10	UC
2009	Tampa	34-17	UC
2010	Cincinnati	38-30	USF

2011	Tampa	37-34	UC
2012	Cincinnati	27-10	UC
2013	Tampa	26-20	USF
2014	Cincinnati	34-17	UC
2015	Tampa	65-27	USF
2016	Cincinnati	45-20	USF
2017	Tampa	33-3	USF

UCF

Series Record UCF leads 2-1
 At Cincinnati Tied 1-1
 At UCF UCF leads 1-0
 At Neutral Sites —
 Most UC points 52 [UC 52-7, 2015]
 Most UCF points 51 [UCF 51-23, 2017]
 Combined points 74 [UCF 51-23, 2017]
 Biggest UC win 45 [UC 52-7, 2015]
 Biggest UCF win 28 [UCF 51-23, 2017]
 Current streak UCF - 2

Game-by-Game Breakdown

Year	Site	Score	Winner
2015	Cincinnati	52-7	UC
2016	Orlando	24-3	UCF
2017	Cincinnati	51-23	UCF

ECU

Series Record East Carolina leads 13-8
 At Cincinnati Tied 5-5
 At Greenville East Carolina leads 8-3
 At Neutral Sites —
 Most UC points 54 [UC 54-46, 2014]
 Most ECU points 56 [twice, 1987 & 1990]
 Combined points 100 [UC 54-46, 2014]
 Biggest UC win 37 [40-3, 2003]
 Biggest ECU win 35 [49-14, 1988]
 Current streak ECU - 1

Game-by-Game Breakdown

Year	Site	Score	Winner
1986	Greenville	32-19	ECU
1987	Greenville	56-28	ECU
1988	Cincinnati	49-14	ECU
1989	Cincinnati	21-14	ECU
1990	Greenville	56-32	ECU
1991	Cincinnati	30-19	ECU
1992	Greenville	42-21	ECU
1993	Cincinnati	34-14	UC
1994	Greenville	35-21	ECU
1995	Cincinnati	13-10	UC
1997	Greenville	14-7	ECU
1998	Cincinnati	24-21	ECU
1999	Greenville	48-34	ECU
2001	Cincinnati	28-26	ECU
2002	Greenville	42-26	UC
2003	Cincinnati	40-3	UC
2004	Greenville	24-19	UC
2014	Cincinnati	54-46	UC

2015	Greenville	19-16	UC
2016	Cincinnati	31-19	UC
2017	Greenville	48-20	ECU





ADDRESS: 2700 Bearcats Way, Cincinnati, Ohio 45221

CONSTRUCTED: 1915-1924 [Original]; 1936 [renovation]; 1954 [renovation]; 2005 [renovation]; 2015 [renovation]

CAPACITY: 40,000

Carson Field at Nippert Stadium has been the venerable home of the University of Cincinnati football team since 1901 and provides the Bearcats with one of the best home-field environments in college football.

The third-oldest NCAA FBS stadium entered a new era in 2015 following the completion of a 20-month, \$86-million, privately funded renovation and expansion project. The reopening of Nippert Stadium coincides with the 100th anniversary of the 1915 original construction of the facility.

UC has used the Nippert site as a playing field since 1901, making it the second-oldest playing site in the nation for college football behind Penn's Franklin Field [1895].

Among NCAA FBS schools, Nippert is the third-oldest stadium still in use, behind Bobby Dodd Stadium [Georgia Tech - 1913], Davis Wade Stadium [Mississippi State - 1914] and ahead of Ole Miss' Vaught-Hemingway Stadium [1915] and Wisconsin's Camp Randall Stadium [1917].

Through numerous renovations, the structure situated in the middle of the Clifton campus has retained its early-century brickwork, wrought-iron gates, and trim giving Nippert a comfortable old-time stadium charm and appeal, while remaining a classic showplace for college football.

Both east and west concourses were completely renovated and widened and fans will find new concession stands and restrooms throughout the stadium, including ADA accessible seating and facilities. Concession stands feature the usual stadium staples along with offerings from premium local vendors. Nearly 75 permanent point-of-sale concession locations are available on gamedays.

East-side patrons with seats in Herschede-Shank Pavilion will notice the skywalks connecting O'Varsity Way to the upper deck, allowing them to bypass the main concourse and have a quick and easy route to and from their seats. Electronic ribbon boards will be installed on the face of the press box and Herschede-Shank Pavilion. These feature statistics, graphics, out-of-town scores and more.

All the seating benches are covered by red and silver Perma-Cap vinyl bleacher covers by Hussey Seating. The covering gives the bleachers a different look and includes a CPAW painted in the south end zone student section.

The most striking changes, however, sits five stories above the west concourse. At 105,000 square feet and 130 yards long, the five-story West Pavilion rises out of the stadium concourse in glass and angles which contain a host of new premium seating along with state-of-the-art press facilities.

The curvature of the facility matches that of Herschede-Shank Pavilion on the east side of the stadium and contains four levels; a press and operations level, suite level, scholarship club level, and patio suites mezzanine level.

UC went from having nearly no premium seating options to the addition of 1,100 scholarship club seats and 53 indoor and outdoor suites of varying sizes. A skywalk connects Tangeman University Center to the West Pavilion with premium area customers able to access the facility on gameday from the other side of campus.

In addition, three new lighting poles were installed along with new lights on existing poles and on the roof facing of the press box. The stadium lighting averages 165 footcandles, a vast improvement over the previous number.

The 2015 project was the latest in a series of enhancements that began in 1916 when construction began on a permanent brick-and-concrete stadium structure, which was completed, section-by-section, as funds were raised.

In 1936, the playing field was lowered 12 feet to allow spectator seating to increase to 24,000.

The Reed Shank Pavilion was added in 1954 to bring the capacity to 28,000. In 1991, the capacity was upped to 35,000 through extending the upper deck, now called the Herschede-Shank Pavilion.

In 2005, a permanent grandstand added new and improved seating and gameday locker rooms in the North end zone along with a new videoboard, doubling the previous display.

Artificial turf was first installed in 1970 and in 2000, the stadium became one of the first in the U.S. to utilize FieldTurf, a grass-like synthetic surface.

Prior to the 2013 season, UBU Sports' Speed Series S5-M synthetic turf system was installed as the playing surface at Nippert. The stadium's field orientation was shifted slightly north and west to even out the sideline areas and add a run-off area around the south end zone.

The stadium served as home for the Cincinnati Bengals, in 1968 and 1969, while their original permanent home at Riverfront Stadium was being constructed. It is currently the home field for FC Cincinnati, a professional soccer team in the United Soccer League.

The playing surface was widened and a new perimeter wall was constructed following the 2016 season, giving Nippert the ability to play host to international friendly matches on a FIFA regulation field.

Nippert has also served as a venue for concerts by Britney Spears, Michael Jackson, NSYNC, Janet Jackson, KT Tunstall, The North Mississippi All-Stars, The Roots, the Cincinnati Opera Company and many more.

Two US Presidents have spoken at the stadium. On Oct. 16, 1936, President Franklin Roosevelt, running for a second term, appeared at Nippert Stadium and spoke from an open car in the rain to a crowd estimated at 15,000 and on Nov. 2, 2008, President Barack Obama held a campaign rally at Nippert two days before the 2008 Presidential Election to an estimated 27,000 attendees.

USA Today named Nippert as the best home-field venue in the former BIG EAST Conference and ESPN's Scott Van Pelt cited Nippert as a "one of the gems of college football".



ARCH CARSON



JIMMY NIPPERT

// WHAT'S IN A NAME?

- » During the season-ending clash with rival Miami [Ohio] in 1923, Jimmy Nippert sustained a spike wound injury and died a month later from blood poisoning. His grandfather, James N. Gamble of Procter and Gamble, provided the funds needed to complete the horseshoe-shaped structure, and the James Gamble Nippert Memorial Stadium was dedicated on Nov. 8, 1924.
- » The stadium's founder was Arch Carson, who as captain and principal organizer played a significant role in starting football on the UC campus in 1885. In 1901 as physical director of the university, Carson guided the construction of the field which was later named for him -- the playing surface is still called Carson Field.

// TOP-10 CROWDS AT NIPPERT STADIUM

ATT	DATE	OPPONENT	RESULT
40,140	October 24, 2015	UConn	W, 37-13*
40,101	October 1, 2015	Miami [Fla.]	W, 34-23*
40,015	September 15, 2016	Houston	L, 40-16*
39,095	September 5, 2015	Alabama A&M	W, 52-10
38,112	September 24, 2016	Miami [Ohio]	W, 27-20
38,112	September 12, 2015	Temple	L, 34-26
36,007	August 31, 2013	Purdue	W, 42-7*
35,106	November 27, 2009	Illinois	W, 49-36*
35,105	November 13, 2009	West Virginia	W, 24-21*
35,100	November 7, 2009	UConn	W, 47-45*

*-Sellouts





2018 CINCINNATI FOOTBALL



PLAYER PROFILES

PLAYER PROFILES



3 • CHRISTIAN ANGULO

CB • 6-2 • 190 • Jr. • 1L • Tampa, Fla./East Bay

2017: Saw action in eight games on special teams and as a backup cornerback ... made his UC debut at Miami (OH) ... recorded a tackle in the season finale against UConn.

2016: Did not see any game action.

2015: Redshirted.

PRIOR TO UC: Tabbed as a two-star prospect by 247Sports.com, Rivals.com and Scout.com ... named First Team All-Conference, First Team All-County and First Team All-Area his senior season ... recorded 26 tackles, three interceptions and forced two fumbles in 2014 ... tallied 33 tackles, two interceptions and seven pass break-ups in 2013 ... coached by Frank LaRosa ... picked UC over Temple, South Alabama, North Dakota and Florida International.

CAREER STATISTICS

	GP	UA	A	TOT	TFL	SCK	INT	PBU	FR	FF	BLK
2017	8	1	.	1
TOTAL	8	1	.	1




57 • CORY ARMSTRONG

LS • 6-0 • 240 • So. • SQ • Sagamore Hills, Ohio/Walsh Jesuit

2017: Did not see any game action.

2016: Redshirted

PRIOR TO UC: Three-way player for the Warriors who saw time at center, long snapper and defensive line ... two-year letter-winner at Walsh Jesuit and the team's special teams player of the year as a senior ... Second-Team All-North Coast League selection at center ... was tabbed as a 5-star snapping recruit ... coached by Scott Beigie.



68 • DOUG BATES

OL • 6-4 • 270 • So. • SQ • Cincinnati, Ohio/Moeller

2017: Made the move to offensive line ... did not see any game action.

2016: Redshirted

PRIOR TO UC: Tabbed a three-star prospect by 247sports, Scout.com and ESPN.com ... viewed as the No. 16 tight end in the 2015 class and No. 41 overall prospect in the state of Ohio by ESPN.com ... rated as the No. 4 tight end in the state of Ohio by Scout.com and MaxPreps ... listed as the No. 69 prospect in Ohio and No. 54 tight end in the 2015 class by 247sports.com ... reeled in 18 catches for 303 yards and three touchdowns in 2014 ... coached by John Rodenberg ... his father Doug, played football at UC and lettered in 1989 ... chose UC over Ball State, Miami (OH), Toledo and others.



34 • KYLE BOLDEN

LB • 6-0 • 218 • Fr. • RS • Cincinnati, Ohio/Colerain

2017: Redshirted.

PRIOR TO UC: Standout local recruit who is one of the best linebackers in the state of Ohio ... finalist for the 2016 National Football Foundation Joe Quinn Southwestern Ohio That's Our Boy Award, recognizing a local senior football player who exemplifies excellence ... a three-star prospect by 247Sports.com, ESPN.com and Scout

com ... Rivals.com gives him two stars ... Scout ranks him as the No. 2 OLB in the state of Ohio, No. 6 in the Midwest and a top-40 OLB nationally ... part of three Greater Miami Conference Championship teams ... an Associated Press Division I First-Team All-Ohio selection ... named the AP Southwest District Defensive Player of the Year and a First-Team All-Southwest District honoree ... GMC Defensive Athlete of the Year and a First-Team All-GMC selection ... Cincinnati Enquirer Division I Defensive Player of the Year and a First-Team All-City selection ... JHuddle First-Team All-Ohio at LB ... led the No. 1 defensive in the GMC which gave up an average of 7.2 ppg and held half their opponents to single digits ... Cardinals finished 11-1 and lost in overtime in the regional semifinals ... totaled 76 tackles in the regular season, 11 tackles for loss, a GMC best four fumble recoveries, two forced fumbles, four pass break-ups, an interception and a 1.5 sacks ... named the Larosa's MVP of the Week on Nov. 22, 2016 ... TriStateFootball.com's Cincinnati Defensive Player of the Year for the 2015 season ... first-ever junior to earn that award ... also tabbed as a First-Team All-State, SWOFCA First-Team All-City honoree, First-Team All-GMC and a First-Team AP All-Southwest District honoree ... also a Cincinnati Enquirer Honorable Mention All-City selection ... Cardinals held 10 opponents under 14 points on the way to a 12-2 record a berth in the regional finals ... recorded 93 tackles, 3.5 sacks, a forced fumble recovery ... a baseball standout, playing catcher and outfield ... hit .356 with 32 RBI (second in the GMC), a pair of home runs and 18 runs scored ... earned Second-Team All-GMC and honorable mention all-city accolades ... honor roll student ... son of Lisa and Tom Bolden ... has three siblings, Jake, Luke and Mitch ... cousin Joe played at Michigan ... chose to play at UC over offers from 14 FBS institutions ... coached by his father Tom.



24 • TAYLOR BOOSE

RB • 6-1 • 220 • Jr. • 1L • Clifton, Va./Centreville

2017: Saw action in seven games on special teams and as a reserve running back ... carried four times for 10 yards, including a 6-yard scamper at USF.

2016: Played in four games in a reserve running back role ... carried twice for nine yards, averaging 4.5 yards per carry.

2015: Redshirted.

PRIOR TO UC: Listed as a three-star prospect by 247sports.com, Rivals.com and ESPN.com ... ranked the No. 27 prospect in the state of Virginia and No. 67 running back in the 2015 class by ESPN.com ... 247sports.com has him as the No. 34 prospect in Virginia and No. 5 fullback in the 2015 class ... rated No. 38 prospect in Virginia by Rivals.com ... listed as the No. 4 running back in Virginia by Scout.com ... rushed for 1,302 yards and 20 touchdowns in just nine games in 2014 ... aided Centreville to a state championship in 2013 ... coached by Chris Haddock ... selected UC over Wake Forest, Temple, Nevada and others.

CAREER STATISTICS

	GP	ATT	YDS	TD	Long	AVG/A	AVG/G
2016	4	2	9	0	5	4.5	2.3
2017	7	4	10	0	6	2.5	1.4
TOTAL	11	6	19	0	6	3.2	1.7

**92 • CURTIS BROOKS**

DT • 6-2 • 290 • So. • 1L • Danville, Va./George Washington

2017: Played in all 12 games in the middle of the defensive line ... recorded 16 tackles ... had three stops in his UC debut against Austin Peay ... had two tackles against Marshall ... set a career best with his four tackles at USF ... had two stops against Temple and three at ECU.

2016: Redshirted

PRIOR TO UC: A second team selection to the All-Region 4A West squad ... second-team honoree on the DRB All-Metro Defensive Football Team ... GoDanRiver.com called him one of the area's most terrorizing defensive linemen ... totaled 82 tackles, 15.5 tackles for a loss, nine sacks, two fumble recoveries, a blocked field goal and a defensive touchdown as a senior ... also played basketball ... chose Cincinnati over East Carolina and Virginia among others.

CAREER STATISTICS

	GP	UA	A	TOT	TFL	SCK	INT	PBU	FR	FF	BLK
2017	12	4	12	16
TOTAL	12	4	12	16

**96 • CORTEZ BROUGHTON**

DT • 6-2 • 290 • Sr. • 3L • Warner Robins, Ga./Veterans

2017: Started 12 games on the defensive line, and ranked among UC's Top-10 tacklers with 34 total stops ... also added 3.5 tackles for a loss, five QB hurries, a fumble recovery and a sack ... posted his best game of the year in the finale against UConn, racking up six tackles, a TFL and a QB hurry ... recovered a fumble at Michigan ... had at least two tackles in 11 of

12 games on the season.

2016: A Second-Team All-AAC honoree who started all 12 games for the Bearcats and was a disruptive force up the middle. He finished the season with 42 tackles, including a season-high five stops against USF. He added five tackles for a loss, two-and-a-half sacks, a pair of pass break ups and his first career interception, against Miami (Ohio) as UC won the Victory Bell for the 11th straight year. He helped lead a defensive front that improved 15 spots in the NCAA FBS rush defense rankings, 16 spots in scoring defense, 58 spots in team tackles for loss and 24 spots in sacks.

2015: Played in 11 games, totaling 26 tackles, as well as 1.5 tackles for loss ... Recorded five tackles, including 0.5 for a loss and one quarterback hurry, at Miami (Ohio) ... Posted four tackles at Houston ... Made five tackles in home finale versus Tulsa.

2014: Appeared in two games before suffering a season-ending injury ... received a medical redshirt.

PRIOR TO UC: Tabbed as a two-star recruit by 247Sports.com, Rivals.com and Scout.com ... two-way player who saw time on the defensive and offensive line ... tabbed as the SportsMic.com All-County Defensive Player of the Year in 2013 ... tallied 58 total tackles as a senior, including 35 solo stops and 11 tackles for a loss ... also had an interception, sack and pass defended ... son of Barbara and Luther Broughton ... has two brothers, Malik and Khalil ... Malik played wide receiver at Albany State and Georgia State ... part of the group that started the first high school team at Veterans ... played in the 2009 Little League World Series in Williamsport, Pa. for the Warner Robins All-Stars ... coached by David Bruce ... chose Cincinnati over Middle Tennessee, East Carolina, NC State and others.

CAREER STATISTICS

	GP	UA	A	TOT	TFL	SCK	INT	PBU	FR	FF	BLK
2015	12	12	16	28	1.5	.	.	2	.	.	1
2016	12	21	21	42	5.0-29	2.5-23	1--2	2	.	.	.
2017	12	12	22	34	3.5-13	1.0-8	.	1	1	.	.
TOTAL	38	45	59	104	10.0-46	3.5-31	1--2	5	1	.	1

**99 • MARCUS BROWN**

DT • 6-2 • 297 • So. • 1L • Naples, Fla./East Coast Prep

2017: Played in 11 games on the season, recording nine tackles, including one for a loss and two PBUs, which came on batted passes ... made his UC debut at Michigan, but did not record any statistics ... set a career best with four tackles against Marshall ... had a pair of stops and a TFL against SMU ... finished with a tackle, QB hurry and two PBUs at ECU.

2016: Redshirted.

PRIOR TO UC: A three-star prospect by 247Sports.com and a two-star prospect by Rivals.com ... spent a year at East Coast Prep in Great Barrington, Massachusetts following his high school graduation ... played at Lely HS in Naples, Fla. prior to his season at East Coast Prep ... played both offensive guard and defensive tackle for the Trojans ... earned third team all-state recognition and was nominated for the U.S. Army All-American Bowl as a senior ... won a district championship in the discus for Lely's track and field team in April 2015 ... in 2014, the Trojans went 8-4 and won their first district title and playoff game in two decades. Lely rushed for 216.3 yards per game behind an offensive line anchored by Brown ... didn't play football until he was a freshman in high school as he was over the height/weight limit for local youth leagues ... chose UC over offers from East Carolina, UConn and Temple ... son of Joyce Brown.

CAREER STATISTICS

	GP	UA	A	TOT	TFL	SCK	INT	PBU	FR	FF	BLK
2017	11	3	6	9	1.0-3	.	.	2	.	.	.
TOTAL	11	3	6	9	1.0-3	.	.	2	.	.	.

**25 • COBY BRYANT**

CB • 6-1 • 190 • So. • 1L • Akron, Ohio/Glenville

2017: Played in all 12 games a true freshman, on special teams and in the defensive backfield ... tallied four tackles ... made his UC debut in the season opener against Austin Peay ... recorded his first two career stops at Miami (OH) ... also had tackles at Navy and against UConn.

PRIOR TO UC: A three-star prospect by Rivals.com and Scout.com ... Scout ranks him as one of the top three cornerbacks in Ohio in the 2017 class ... named honorable mention 2016 Associated Press All-Northeast Lakes District Division II ... named a Senate League All-Star ... helped lead the Tarblooders to a 7-0 record in Senate League play in 2016 ... tabbed as the NewsNet5 Student-Athlete of the Week on Dec. 4, 2016 ... played both cornerback and safety as a junior, totaling 50 tackles, five PBUs and an interception ... coached by Ted Ginn Sr. ... brother Christian played defensive back at Ohio State (2010-14) and is a member of the Arizona Cardinals.

CAREER STATISTICS

	GP	UA	A	TOT	TFL	SCK	INT	PBU	FR	FF	BLK
2017	12	2	2	4
TOTAL	12	2	2	4

PLAYER PROFILES



60 • ZACH BYCZNSKI

OL • 6-4 • 304 • So. • 1L • Berea, Ohio/Berea

Name pronounced Buh-zin-skee.

2017: Played in four games, mostly on special teams, but also in a backup offensive lineman role.

2016: Redshirted

PRIOR TO UC: Enrolled at UC in January 2016 to participate in spring football ... widely considered one of the top Ohio offensive line recruits in the 2016 class ... a consensus three-star recruit by 247Sports.com, ESPN.com, Rivals.com and Scout.com ... 247Sports tabbed him as the No. 8 center in the nation in the 2016 class ... also listed as a Top-50 player in Ohio ... named preseason Most Valuable Lineman in the Southwestern Conference by Cleveland.com ... finished his senior season with a 6-4 mark and a first-round playoff appearance ... was a 20-game starter for the varsity squad ... graded out a 90% ... earned academic all-conference honors ... coached by Ray Hradek ... chose Cincinnati over offers from Illinois, Maryland and Minnesota and others.



72 • GARRETT CAMPBELL

OL • 6-5 • 315 • Sr. • 3L • Cincinnati, Ohio/St. Xavier

2017: Started all 12 games at guard, turning into one of the anchors of an offensive line which surrendered nine less sacks than it did a year ago, ranking in the top half of the league ... earned a scholarship prior to the start of the season after four years as a walk-on ... received an eligibility-extension waiver following the season after losing parts of two

seasons to injury.

2016: Saw action in 11 games as a backup guard and on the field goal and extra point units.

2015: Played in nine games as a backup guard and on the field goal and extra point units.

2014: Did not see any game action.

2013: Redshirted.

PRIOR TO UC: Second-Team All-GCL selection for a GCL Championship squad in 2012 ... started on the offensive line as a junior and senior at guard and center ... part of a regional and section championship team as a junior in 2011 ... prepped for Coach Steve Specht.



24 • MALIK CLEMENTS

LB • 6-0 • 210 • Sr. • 3L • Danville, Va./George Washington

2017: Played in all 12 games, starting six ... was one of the Top-5 tacklers on the team with 60 stops ... also had a TFL, one interception and on pass defended ... set a career-high with 18 tackles in the season opener against Austin Peay ... named American Athletic Conference Defensive Player of the Week after his game-winning, interception return for a TD at

Miami [OH] ... the pick was the first of his career and he also rung up seven tackles in the game ... hit double-digits for the second time on the season with 10 stops at Navy, including a season-best six solo tackles ... totaled six stops against SMU.

2016: Played in all 12 games at safety and nickel and made his first career start against Miami [Ohio] ... recorded a career best nine tackles twice - in UC's 11th-straight win over the RedHawks and against BYU ... finished with 36 tackles on the year and 15 solo stops, both career highs ... was UC's leading special teams tackler with seven on the season ...

also added seven stops against USF.

2015: Played in all 12 games, recording 23 total tackles ... Made a pair of tackles in the season-opener against Alabama A&M ... Had four tackles, three solo, at Memphis ... Had a pair of tackles in consecutive games against UConn and UCF ... Recorded five tackles to go along with an 11-yard fumble return versus Tulsa ... Made three tackles, all solo, at USF.

PRIOR TO UC: Listed as a three-star recruit by 247sports.com, Scout.com and ESPN.com ... played both safety and wide receiver ... ranked the No. 36 prospect in the state of Virginia and No. 81 safety in the 2015 class by 247sports.com ... tabbed the No. 2 safety in Virginia and No. 120 in the 2015 class by Scout.com ... rated the No. 46 prospect in Virginia and No. 124 safety in the 2015 class by ESPN.com ... caught 54 passes for 980 yards and 12 touchdowns in 2014 ... recorded 83 tackles and six interceptions in 2013 while also reeling in 34 passes for 648 yards and 11 touchdowns ... coached by Nick Anderson.

CAREER STATISTICS

	GP	UA	A	TOT	TFL	SCK	INT	PBU	FR	FF	BLK
2015	13	11	12	23	0.5	.	.	.	1	.	.
2016	12	15	21	36	.	.	.	1	.	.	.
2017	12	26	34	60	1.0-1	.	1-14
TOTAL	37	52	67	119	1.5-1	.	1-14	1	1	.	.




35 • TRENT CLOUD

WR • 6-0 • 191 • Fr. • RS • Cleveland, Ohio/Bedford

2017: Redshirted.

PRIOR TO UC: A three-star wideout by 247Sports.com and Rivals.com ... Scout.com rates him with a pair of stars ... Scout lists him as one of the top four receivers in Ohio and is among the top 15 pass catchers in the Midwest ... 247Sports lists him

as one of the 50-best players in Ohio's 2017 class ... recorded 26 receptions for 668 yards and eight TDs as a senior ... also had a pair of kickoff return TDs ... coached by Sean Williams ... three-sport athlete who ran track and played basketball ... high school teammate of UC DT Marquise Copeland ... chose Cincinnati over offers from Toledo, Wisconsin and Miami [Ohio].

**44 • MARQUISE COPELAND**

DT • 6-2 • 287 • Sr. • 3L • Cleveland, Ohio/Bedford

2017: Earned Honorable Mention All-American Athletic Conference accolades ... was a 12-game starter at defensive tackle, setting career highs with 63 tackles, 8.0 tackles for a loss and a team-high 3.5 sacks ... set a career high with 10 tackles and a QB hurry against UConn in the season finale ... had four or more tackles in 10 of 12 games ... hit for seven

tackles in four games ... had a QB hurry in the opener against Austin Peay ... totaled 3.0 tackles for a loss at Miami (OH).

2016: Played in all 12 games, finishing with 59 tackles, 4.5 stops for a loss, two forced fumbles, a sack and a pass defended ... set a career high with eight tackles in two games, at Temple and at Tulsa ... his eight tackles at Temple were all solo stops ... finished with five or more tackles eight times ... forced fumbles at Purdue and against Miami (Ohio) ... recorded his first career sack against Miami (Ohio) ... broke up/defended his first career pass against ECU ... Thirty-nine of his 59 tackles in 2016 came in the last six games of the season.

2015: Saw the field in nine of 12 games on the season ... Totaled 12 tackles ... Had three tackles against Temple ... Made one solo tackle each against Miami (Ohio) and Memphis ... Recorded four tackles at BYU ... Had a solo tackle in the win at East Carolina.

PRIOR TO UC: Labeled a three-star recruit by 247sports.com, Rivals.com, Scout.com and ESPN.com ... ranked the No. 33 prospect in the state of Ohio and No. 34 weak-side defensive end in the 2015 class by Rivals.com ... tabbed the No. 38 prospect in Ohio and No. 41 weak-side defensive end in the 2015 class by 247sports.com ... listed as the No. 2 middle linebacker in Ohio and No. 25 middle linebacker in the 2015 class by Scout.com ... tagged the No. 29 prospect in Ohio and No. 53 outside linebacker in the 2015 class by ESPN.com ... recorded 29 total tackles and 4.5 sacks in 2014 ... coached by Sean Jackson ... chose UC over Illinois, Louisville, Indiana, Kentucky and others.

CAREER STATISTICS

	GP	UA	A	TOT	TFL	SCK	INT	PBU	FR	FF	BLK
2015	10	6	9	15	1.0-1
2016	12	18	41	59	4.5-13	1.0-9	.	1	.	2	.
2017	12	31	32	63	8.0-30	3.5-21	.	1	.	.	.
TOTAL	34	55	82	137	13.5-44	4.5-30	.	2	.	2	.

**83 • JOSIAH DEGUARA**

TE • 6-3 • 242 • Jr. • 2L • Folsom, Calif./Folsom

Name pronounced DUH-gwah-ruh.

2017: Saw action in seven games ... had 11 catches for 98 yards ... caught his first two balls of the season at Miami (OH) ... added a 14-yard grab at Navy ... set career marks with four catches for 30 yards against Marshall ... had a season-long

28-yard snag vs. UCF ... caught three balls for 17 yards at USF.

2016: Played in all 12 games, mostly on special teams and as a reserve tight end ... finished with four receptions for 47 yards ... had a career best 28-yard grab against Houston ... tallied a pair of catches for 15 yards in the season finale at Tulsa.

2015: Redshirted.

PRIOR TO UC: A two-star prep by 247Sports.com and Rivals.com ... tallied 240 receptions for 3,274 yards and 42 touchdowns as a prep ... Bulldogs went 16-0 and won the CIF State Division I Championship in 2014 ... earned MaxPreps 2014 California Division I All-State Football Team honors at TE and grabbed Sacramento Bee First-Team All-Metro honors as a hybrid back in 2014 ... totaled a career best 114 receptions for 1,671 yards and 24 scores as a senior ... named Sacramento Bee High School Player of the

Week after hauling in nine receptions for 219 yards and four touchdowns in a 63-0 win over Granite Bay ... earned Sacramento Bee All-Metro honors for a 14-1 team in 2013 ... finished with 104 receptions for 1,354 yards and 16 touchdowns as a junior ... had 22 catches for 249 yards and two TDs as a sophomore in 2012 ... part of three-straight San Joaquin Section Division 2 Championship teams ... was a co-captain and starter for FHS' basketball team that took home a Northern California Championship in 2013-14 and also played baseball in high school ... chose Cincinnati over the Air Force Academy ... coached by Kris Richardson and Troy Taylor.

CAREER STATISTICS

Receiving	GP	REC	YDS	TD	Long	REC/G	AVG/C	AVG/G
2016	12	4	47	0	28	0.3	11.8	3.9
2017	7	11	98	0	28	1.6	8.9	14.0
Total	19	15	145	0	28	0.8	9.7	7.6

**32 • GERRID DOAKS**

RB • 6-0 • 227 • So. • 1L • Indianapolis, Ind./Lawrence Central

2017: Led the team in rushing despite missing three games due to injury ... averaged 5.9 yards per carry, toting the ball 87 times for 513 yards and a pair of touchdowns ... rushed for 70 or more yards three times and broke out with 149 yards on 17 carries at Tulane ... his 57-yard rush at Tulane, was UC's longest running play from scrimmage ... also hauled in 14 passes

out of the backfield for 135 yards and a TD ... made his UC debut at Michigan with 25 yards rushing and 24 yards receiving ... hauled in a season-best 29-yard catch at Miami (OH) ... tallied his first career score on a nine-yard scamper at Navy ... scored the next week against Marshall ... had his first career receiving TD against UCF ... had his second best rushing total against SMU, finishing with 91 yards.

2016: Redshirted ... named UC's Co-Offensive Scout Team Player of the Year.

PRIOR TO UC: Rated a three-star recruit by Scout, 247Sports and ESPN ... Slotted as the No. 36 running back by Scout, as well as eighth in the Midwest and third in Indiana ... Rated 70th at his position by 247Sports and 14th in Indiana ... Projected as the 105th-ranked running back in the country by ESPN with an overall grade of 73 while ranking as the 15th-best prospect in Indiana ... Played for Jed Richman at Lawrence Central in Indianapolis ... Recorded 2,953 career rushing yards, good for 6.9 per rush ... Averaged 140.6 rushing yards per game ... Scored 37 career rushing touchdowns ... Ran for 1,705 yards as a senior with 22 touchdowns ... Posted 1,242 yards during junior season, scoring 15 touchdowns ... Chose UC over Indiana, Ball State, Miami (Ohio), Toledo and Western Michigan.

CAREER STATISTICS

Rushing	GP	ATT	YDS	TD	Long	AVG/A	AVG/G
2017	9	87	513	2	57	5.9	57.0
TOTAL	9	87	513	2	57	5.9	57.0

PLAYER PROFILES



41 • JOEL DUBLANKO

LB • 6-3 • 232 • So. • 1L • Aberdeen, Wash./IMG Academy

2017: Played in all 12 games in his first season of action for the Bearcats, mostly on special teams, but also as a reserve linebacker ... finished the season with eight tackles, including 1.5 stops for a loss ... opened the year with a career-best five tackles against Austin Peay ... had two stops at Miami [OH].

2016: Redshirted ... was a unanimous choice as UC's Defensive Scout Team Player of the Year.

PRIOR TO UC: A four-star prospect by Scout.com and tabbed a three-star prospect by 247Sports.com ESPN.com and Rivals.com ... Scout.com lists him as the No. 41 defensive end in the 2016 class ... 247Sports rates as the No. 18 inside linebacker in the 2016 class ... Phil Steele tabbed him as one of the 50 best incoming freshman linebackers in the nation ... played in the Semper Fidelis All-American Bowl ... played at IMG Academy in Bradenton, Fla. as a senior ... recorded 62 tackles, averaging 7.8 per game in eight appearances ... also totaled 8.0 tackles for a loss, a pair of forced fumbles, 1.5 sacks and a fumble recovery ... recorded 114 tackles during his junior season at Aberdeen HS ... Named 1A Evergreen Division Second-Team All-League in 2014 ... joined USA Football as a member of the Under-16 program and played in four national all-star games with Team USA, including the International Bowl at AT&T Stadium in Dallas with the USA Under-18 National Team ... prepped at the same high school as longtime NFL tight end Mark Bruener ... Chose to attend UC over offers from Mississippi State, Washington State and Tennessee among others.

CAREER STATISTICS

	GP	UA	A	TOT	TFL	SCK	INT	PBU	FR	FF	BLK
2017	12	1	7	8	1.5-5
TOTAL	12	1	7	8	1.5-5



75 • CHRIS FERGUSON

OL • 6-5 • 303 • Sr. • 1L • Nassau, Bahamas/Lake Nona

2017: Did not see any game action.

2016: Did not see any game action.

2015: Switched from defensive line to offensive line ... did not see any game action.

2014: Redshirted.

PRIOR TO UC: A three-star recruit according to ESPN.com and has a pair of stars from 247sports.com and Scout.com ... recorded 17 total tackles, one sack, one forced fumble and one fumble recovery during his senior season ... played in the Orange County Metro All-Star Game ... had never played football until August 2013 after moving to Orlando from the Bahamas ... also played basketball and soccer ... coached by Anthony Paradiso ... picked UC over offers from Illinois, Minnesota and Western Kentucky.



51 • KIMONI FITZ

DE • 6-3 • 257 • Sr. • 3L • Ringgold, Va./Dan River

2017: Played in all 12 games with one start ... totaled 24 tackles, including 3.5 for a loss and a pair of QB hurries ... had two or more tackles eight of 12 games ... set his career high with six tackles in the season opener against Austin Peay ... had four stops against Marshall ... made his first career start against UCF and finished with a pair of tackles.

2016: Played in all 12 games, earning seven starts ... set career bests in all categories with 37 tackles, three tackles for a loss and 1.5 sacks ... set a career high with six stops

against BYU ... recorded his first career sack in the season opener against UT Martin ... had four or more tackles on four occasions ... came on strong at the end of the season, tallying 17 tackles in UC's last four games.

2015: Saw the field in 11 of 12 games on the year ... Had a pair of tackles, including one-half for a loss, at Miami [Ohio] ... Made a pair of tackles at BYU ... Recorded three tackles versus UConn ... Made five tackles and added a quarterback hurry at Houston.

PRIOR TO UC: Played at Dan River High School for coach Ferrell Edmunds ... posted a total of 116 tackles (37 solo, 116 assist) as a senior, including 29.0 tackles for loss and 15.0 sacks, while also recording 15 quarterback hurries and forcing two fumbles ... recorded 210 total tackles during his prep career, including 22.0 sacks, good for an average of 5.3 tackles per game ... listed as a three-star prospect at defensive end by 247 Sports ... Also ranked as the No. 41 overall prospect in Virginia by 247 ... Chose Cincinnati over East Carolina and Liberty.

CAREER STATISTICS

	GP	UA	A	TOT	TFL	SCK	INT	PBU	FR	FF	BLK
2015	11	8	7	15	1.5
2016	12	17	20	37	3.0-11	1.5-7
2017	12	17	7	24	3.5-5
TOTAL	35	42	34	76	8.0-17	1.5-7



16 • DARRICK FORREST


S • 6-0 • 198 • So. • 1L • Columbus, Ohio/Walnut Ridge

2017: Played in all 12 games on special teams and as a reserve defensive back ... recorded five tackles ... had his first career tackle at Michigan ... set his career mark with two stops at Navy and at USF.

PRIOR TO UC: A three-star pick from 247Sports.com and Rivals.com who is regarded as one of the top players in Columbus ... Scout.com lists him as a two-star prospect ... Rivals ranked him as one of the top 45 players in the state of Ohio following the 2016 season ... was a second-team selection to the 2016 Associated Press All-Central District football team ... recorded 54 tackles, four interceptions, three forced fumbles, three passes defended and a fumble recovery as a senior ... also returned kicks, averaging 27.8 yards per return on six attempts ... was an offensive target, hauling in 224 receptions for 514 yards and eight TDs ... averaged 20.6 yards per reception ... tallied 53 tackles in his first two seasons as a varsity player for the Scots, along with five passes defended and a forced fumble ... coached by Byron Mattox ... also played basketball and ran track.

CAREER STATISTICS

	GP	UA	A	TOT	TFL	SCK	INT	PBU	FR	FF	BLK
2017	12	3	2	5
TOTAL	12	3	2	5



61 • MASON GARRISON

OL • 6-4 • 301 • Jr. • 1L • Cincinnati, Ohio/Oak Hills

2017: Did not see any game action.

2016: Did not see any game action.

2015: Redshirted

PRIOR TO UC: Local walk-on prepped at Oak Hills HS for Coach Dan Scholz ... played tackle for the Highlanders ... was a three-year starter and letterwinner ... a team captain as a senior ... earned the Archie Griffin Sportsmanship Award in 2010.

**85 • THOMAS GEDDIS**

WR • 6-2 • 185 • Jr. • 2L • Pompano Beach, Fla./Blanche Ely

2017: Played in all 12 games with 11 starts at wide receiver ... finished as the Bearcats second-leading receiver with 29 catches for 388 yards and three TDs ... his 13.4 yards per catch is the top number among UC's returning receivers ... also returned seven kicks with a 27-yard run back at Navy his best effort of the year ... opened the season with four catches

for 48 yards and a score against Austin Peay ... caught five balls for 52 yards at Miami (OH) ... had three catches for 37 yards at Navy ... caught three balls for 54 yards, including a season-long 33 yard reception at Tulane ... finished with two catches for 40 yards and a score against Temple ... closed the season with a season-best six catches for a season-high 65 yards against UConn.

2016: Saw action in eight games at wide receiver ... finished with seven receptions for 139 yards and a TD ... caught a 38-yard TD reception at Tulsa to put UC on the board with 8:31 in the first quarter ... was his first career TD reception ... added a career-long 48-yard catch later in the game ... the true freshman entered the Tulsa game with four receptions for 29 yards ... finished the game with a career best three catches for 104 yards and a TD.

PRIOR TO UC: Rated a three-star recruit by Scout and a two-star prospect by 247Sports ... Ranked as one of the top-500 prospects in Florida by 247Sports ... Played for coach Nakia Jenkins at Blanche Ely High School ... Chose Cincinnati over Illinois, Toledo and Appalachian State, among others.

CAREER STATISTICS

Receiving	GP	REC	YDS	TD	Long	REC/G	AVG/C	AVG/G
2016	8	7	139	1	48	0.9	19.9	17.4
2017	12	29	388	3	33	2.4	13.4	32.3
Total	20	36	527	4	48	1.8	14.6	26.4

**2 • TYRELL GILBERT**

CB • 6-0 • 190 • Sr. • 3L • Cincinnati, Ohio/Princeton

2017: Played in all 12 games, starting eight at outside linebacker ... finished among the Top-10 tacklers on the squad with 43 stops ... had 3.0 tackles for a loss, a sack, two pass break ups, two passes defended, two QB hurries, a pair of fumble recoveries and two forced fumbles ... had four or more tackles in six games ... opened the season with four tackles,

a sack and a forced fumble against Austin Peay ... recovered a fumble along with five tackles at Michigan ... tallied seven stops and two pass break ups at Miami (OH) ... had five stops against Marshall ... set a season-high with eight tackles at USF ... tallied six stops against SMU ... forced and recovered a fumble, had a QB hurry and two tackles against Temple ... made a tackle and had a QB hurry against UConn.

2016: Limited to eight games due to injuries ... also played hurt for most of the season after suffering a hand injury against Houston ... recorded 40 tackles, grabbed three interceptions, forced two fumbles and recovered one ... had a career performance in the season opener against UT Martin with nine tackles and a 58-yard interception return for a TD ... the INT return marked UC's first defensive touchdown in almost three years ... had four games with five or more tackles ... finished with four tackles, his first career forced fumble and recovery at Temple ... totaled seven stops against USF ... forced a second fumble against East Carolina and also recorded seven tackles.

2015: Totaled 48 tackles on the season while playing in all 12 games ... Had three tackles in the season-opener versus Alabama A&M ... Recorded five tackles while breaking up a pair of passes against Miami (Fla.) ... Had a season-best eight tackles at BYU, including six solo ... Intercepted a pass while adding three tackles versus UConn ... Matched a season-best with eight tackles against Tulsa ... Had six tackles in the regular season finale at East Carolina

2014: Redshirted

PRIOR TO UC: A three-star recruit by ESPN.com and Scout.com ... two-star recruit according to Rivals.com and 247sports.com ... listed as No. 51 safety in the class of 2014 according to Scout.com ... rated No. 124 athlete by ESPN.com and No. 72 prospect in the state of Ohio ... ranked No. 174 athlete by 247sports.com and No. 107 prospect in Ohio ... started two seasons at quarterback for Princeton and threw of 1,807 yards and 15 touchdowns while also running for 1,200 yards and 20 scores ... tallied 883 passing yards, 699 rushing yards and 19 total touchdowns his junior season ... coached by Gary Croley Jr. ... chose UC over Akron, Ball State, Bowling Green and Buffalo.

CAREER STATISTICS

	GP	UA	A	TOT	TFL	SCK	INT	PBU	FR	FF	BLK
2015	13	23	27	50	1.0	.	1	6	.	.	.
2016	10	24	16	40	.	.	3-119	2	1	2	.
2017	12	30	13	43	3.0-9	1.0-6	.	2	2	2	.
TOTAL	35	77	56	133	4.0-10	1.0-6	4-119	10	3	4	.

**24 • NOAH HAMLIN**

CB • 5-11 • 177 • Fr. • RS • Clairton, Pa./Clairton

2017: Redshirted.

PRIOR TO UC: A composite three-star recruit by 247Sports.com, Rivals.com and Scout.com ... Scout ranks him as one of the top three receivers in Pennsylvania and among the best 13 wideouts in the east ... helped lead his team to an unde-

feated regular season and a berth in the PIAAA Class 1A Championship game ... was versatile as a prep, playing QB, WR and DB ... projects at defensive back for the Bearcats ... earned Pennsylvania Football Writers Class 1A All-State honors at QB and was tabbed as a Pennsylvania Football News First-Team All-State athlete ... completed 51 of 99 passes for 1,061 yards and 10 TDs ... also averaged 21.3 yards per rush on six attempts with 10 TDs ... caught 35 passes for 838 yards and scored 20 TDs as a junior ... earned honorable mention all-state honors from PFN ... coached by Wayne Wade ... chose Cincinnati over reported offers from Boston College, Iowa State and Toledo.

**79 • DREW HARTMANN**

OL • 6-0 • 280 • Fr. • RS • Noblesville, Ind./Noblesville

2017: Redshirted.

PRIOR TO UC: Prepped for Coach Jason Simmons at Noblesville HS in Indiana ... tabbed as a 2016 Indiana FB Coaches Association Class 6A All-State and All-Hoosier Conference selection ... selected for the Indiana HS Coaches Association All-Star Game ... also competed in track and field, throwing the shot put and placing fifth at the 2017 Indiana State Meet

PLAYER PROFILES



7 • JAVAN HAWES

WR • 6-0 • 192 • So. • 1L • Atlanta, Ga./Sandy Creek

2017: Played in eight games as a true freshman as a backup receiver and on special teams ... finished with eight catches for 57 yards with one TD ... averaged 17.8 yards per return on five kick run backs ... set his career mark with three catches for 37 yards and his first career score against Marshall ... the 18-yard strike from QB Hayden Moore was his longest recep-


tion of the season ... made two catches at Tulane and tallied a pair of catches in the final two games of the season.

PRIOR TO UC: Prepped at Sandy Creek HS for head coach Chip Walker ... down-field threat with great leaping ability ... a composite three-star recruit by 247Sports.com, ESPN.com, Rivals.com and Scout.com ... Scout lists him as one of the top-20 wideouts in the state of Georgia ... Sandy Creek was 8-4 in 2016, falling to the Cairo Syrupmakers in the second round of the state playoffs ... tabbed as a Region 5-AAAA All-Region selection in 2016 ... hauled in 41 catches for 789 yards and 5 TDs in 2016 ... also averaged 32.6 yards as the Patriots punter and kicked 10 PATs as a junior ... Sandy Creek HS also produced former UC standout receiver Alex Chisum and current UC running back Jaelen Greene ... chose Cincinnati over reported offers from East Carolina, Minnesota and Purdue.

CAREER STATISTICS

Receiving	GP	REC	YDS	TD	Long	REC/G	AVG/C	AVG/G
2017	8	8	57	1	18	1.0	7.1	7.1
TOTAL	8	8	57	1	18	1.0	7.1	7.1

Kick Returns	GP	ATT	YDS	TD	Long	AVG/R	AVG/G
2016	8	5	89	0	22	17.8	11.1
TOTAL	8	5	89	0	22	17.8	11.1



55 • ALEX HEIL

OL • 6-2 • 277 • Jr. • 1L • Wickliffe, Ohio/Benedictine/Air Force

2017: Did not see any game action.

2016: Did not see any game action.

2015: Redshirted.

PRIOR TO UC: Helped Benedictine amass 4,200 rushing yards and an OHSAA Division IV state Championship in 2014 ... played guard, tackle and started the final four games of the season at defensive tackle after a teammate was injured ... Bengals set school record for points in 2014 ... selected to play in the The News-Herald Senior Bowl and Ohio-Michigan All-Star Game ... started nearly every game his junior and senior years, except for one game in which he was injured ... carried a 4.2 GPA in HS ... coached by Joe Schaefer ... originally held an appointment to the Air Force Academy out of high school ... son of Paula and Terry Heil.



86 • ANGELO HOWZE

DE • 6-1 • 242 • Fr. • RS • Fishers, Ind. / Fishers

2017: Redshirted.

PRIOR TO UC: Two-way player prepped at Fishers HS outside of Indianapolis for Coach Rick Wimmer ... was a HS teammate of incoming UC freshman Roosevelt Potts ... finished with eight receptions for 126 yards and a TD during his senior campaign

... recorded 25 tackles with 6.0 for a loss, a sack and forced fumble ... made the move to offense in 2015 and caught nine passes for 141 yards and a TD as a junior, starting 10 of 11 games at tight end ... also played Rugby, playing in three-straight Division I State Championship finals and winning the crown in 2016.



82 • WILSON HUBER

TE • 6-5 • 243 • Fr. • RS • Indianapolis, Ind./Franklin Central

2017: Redshirted.

PRIOR TO UC: Tabbed as a three-star recruit by 247Sports.com and Scout.com ... Rivals gives him a pair of stars ... caught 78 passes for 996 yards and 11 TDs and recorded 50 tackles, 11.5 for a loss and eight sacks during his prep career ... 247

rates him as a Top-20 player in the state of Indiana and one of the top 80 tight ends in the nation ... was an all-state and all-county selection in 2016 ... finished with 28 receptions for 357 yards and three TDs as a senior ... caught 43 passes for 553 yards and eight touchdowns as a junior ... also registered 41 tackles with 8.5 coming for loss and five sacks as a linebacker that season ... coached by Grant Lewis ... father Daryl played tight end at UC, winning four letters between 1985-88, was a team captain in 1988 and also earned All-Metro Conference honors.



78 • MORGAN JAMES

OL • 6-5 • 313 • Jr. • 2L • Highland, Mich./Lakeland

2017: Saw action in five games as a backup offensive lineman and special teamer ... part of an offensive line which surrendered nine less sacks than it did a year ago, ranking in the top half of the league.

2016: Saw action in 10 games as a backup tackle and on the field goal and extra point units.

2015: Redshirted.

PRIOR TO UC: Did not play high school football ... spent time after graduation playing hockey in the Southern Professional Hockey League ... First exposure to playing football occurred when he joined the Bearcats during training camp in the fall of 2015.



12 • TJ JOHNSON

CB • 6-2 • 190 • So. • TR • Euclid, Ohio/Euclid/Penn State

Transferred to UC and sat out 2017 due to NCAA transfer regulations.

PRIOR TO UC: 2016 (Penn State): Redshirted ... HIGH SCHOOL: Named to All-Ohio Division I first team as a senior ... selected to the Cleveland.com Football All-Star first team ... earned

Northeast Ohio Lakes All-District football first team honors in 2015 ... had 31 tackles, five interceptions and 13 passes defended in 2015 ... registered 50 tackles and an interception as a junior...Rated as a three-star recruit by ESPN, Scout and 247Sports, while earning two stars from Rivals...Ranked as No. 38 recruit in Ohio and No. 59 cornerback overall by Rivals ... ranked as the 39th-best recruit in Ohio and No. 87 cornerback by 247Sports ... rated No. 72 prospect in the state of Ohio by ESPN ... full name is Anthony Terrence Johnson Jr ... son of Naomi Rembert and Anthony Johnson-Motley Sr....Has three brothers, Ricardo Rembert, Carl Johnson and Darius Lewis, and two sisters, Kiara Johnson and Carrington Johnson-Motley.

**97 • RYAN JONES**

P • 5-10 • 189 • Jr. • 2L • New Castle, Ind./New Castle

2017: Played in all 12 games ... started the season handling kickoffs and ended up taking over all kicking duties by the end of the campaign ... finished 6-for-10 on field goals and 13-of-15 on point-after tries ... averaged 58.8 yards per kickoff, amassing 3,058 yards on 52 kicks ... made his first two career extra points against UCF ... also hit his first career field goal, a

26 yarder, against the Knights ... a 30-yard field goal at USF was his longest of the year ... had a two field-goal game against SMU.

2016: Kickoff specialist who played in all 12 games ... kicked off 42 times, averaging 59.4 yards per kick with 14 touchbacks ... UC opponents had an average drive start at their own 25-yard line.

2015: Redshirted

PRIOR TO UC: Averaged 52.1 yards per kickoff in 2014 ... was also 8-for-8 on PAT attempts ... made three field goals as a senior, including a long kick of 34 yards ... as a junior, Jones converted a state of Indiana long kick of 52 yards against Logansport ... that kick was a New Castle school record and set the field record at Logansport ... also owned New Castle's career field goal and PAT records ... selected Class 4A State Honorable Mention by the Associated Press, and was a member of the junior class All-State by the Indiana Football Coaches Association ... son of Karla and Greg Jones ... coached by Will Ragle.

CAREER STATISTICS

Kickoffs	GP	ATT	YDS	AVG	TB	OB
2016	12	53	3,154	59.5	14	2
2017	12	52	3,058	58.8	13	5
TOTAL	25	106	6,276	59.2	27	7

Field Goals	GP	MADE	ATT	LONG	PCT	BLKD
2017	12	6	10	30	60.0	0
TOTAL	25	6	10	30	60.0	0

**25 • CASEY KIRK**

RB • 5-10 • 188 • Fr. • RS • Dublin, Ohio / Coffman

2017: Redshirted.

PRIOR TO UC: Walk-on prepped at Dublin Coffman HS outside of Columbus for Coach Mark Crabtree ... named special mention All-Central District by the Associated Press as a senior and junior ... rushed 171 times for 1,057 yards and nine TDs

in 2016 ... also caught 26 balls for 317 yards and four additional scores ... toted the ball 109 times as a junior, gaining 786 yards and finding the end zone six times ... caught 13 receptions for 160 yards and a TD.

**30 • MICHAEL KOPAYGORODSKY**

RB • 6-0 • 218 • Fr. • RS • Mason, Ohio / Mason

2017: Redshirted.

PRIOR TO UC: Walk-on was a three-year letterwinner for Coach Brian Castner at Mason HS ... Second-Team All-Greater Miami Conference selection in 2016 ... rushed 110 times for 661 yards, averaging six yards per carry with eight TDs ... also

added three receptions for 30 yards ... in 2015, carried 70 times for 437 yards with a TD along with five catches for 65 yards.

**87 • BRUNO LABELLE**

TE • 6-4 • 250 • So. • 1L • Laval, Quebec/Collège Montmorency

2017: Played in all 12 games, earning his first career start in the opener against Austin Peay ... also contributed on special teams ... had his first career reception at ECU, a 15-yarder.

2016: Redshirted ... named UC's Co-Offensive Scout Team Player of the Year.

PRIOR TO UC: Enrolled at UC in January 2016 to participate in spring football ... tabbed as a three-star prospect by Scout.com ... possess both speed and size ... a strong route runner ... earned a scholarship based off of strong camp performances in the summer ... started playing football as a seven year old ... chose to attend UC over offers from several Mid-American Conference schools and interest from a number of Big Ten schools.

CAREER STATISTICS

Receiving	GP	REC	YDS	TD	Long	REC/G	AVG/C	AVG/G
2017	12	1	15	0	15	0.1	15.0	1.3
TOTAL	12	1	15	0	15	0.1	15.0	1.3

**65 • CODY LAMB**

OL • 6-4 • 290 • Fr. • RS • Miamisburg, Ohio/Miamisburg

2017: Redshirted.

PRIOR TO UC: Enrolled at UC in January 2017 to participate in spring football ... a three-star recruit by 247Sports.com and Scout.com ... a two-star pick by Rivals.com ... 247 rates him as one of the top 70 offensive linemen in the state of Ohio ... a

tackle at Miamisburg, but projects as an offensive guard at the collegiate level ... comes from a run-oriented high school program ... named First-Team All Greater Western Ohio Conference and First-Team All GWOC West Division as a senior ... the Vikings averaged 265.9 yards per game in 2016 and rushed for a league-high 42 TDs ... team finished 10-3 in 2016, earning a share of the GWOC West Division championship, a fourth consecutive playoff berth, the school's first postseason football victory, and a spot in the Regional Championship Game as one of the last eight teams in the OHSAA Division II playoffs ... The Vikings were 9-2 in 2015, winning the GWOC South Division, losing only Division I state runner-up Wayne and Lima Senior in a D-I first-round playoff game ... Miamisburg averaged 252.0 yards per game on the ground and scored 32 rushing TDs ... moved to offensive line from tight end after his freshman season ... chose UC over Air Force, Marshall and UConn among others.

PLAYER PROFILES



1 • KAHLIL LEWIS

WR • 6-0 • 195 • Sr. • 3L • Miami, Fla./Mirimar

2017: Led the Bearcats in receiving and scoring with 61 receptions for 676 yards and seven touchdowns ... his 61 receptions nearly tripled the number of anyone else in the UC receiving corps ... had seven games with five or more receptions and caught a TD in each of the first four games of 2017 ... set his career mark with 10 receptions against SMU ... opened 2017 with four catches

for 41 yards and a TD against Austin Peay ... had four receptions for 29 yards and a TD at Michigan ... caught seven balls for 83 yards, a TD and a two-point conversion at Miami [OH] ... had six catches for 59 yards and a score at Navy ... had a season-high 89 yards against UCF ... closed the season with six catches for 64 yards, two TDs and a season-long 24-yard rush against UConn.

2016: Named UC's Most Valuable Receiver ... finished the campaign with 48 receptions for 605 yards and five touchdowns ... the speedster also was a threat out of the backfield, setting a career high with his 79-yard run on a jet sweep at Purdue ... finished with five or more receptions on five occasions and had his first career TD in the season opener against UT Martin ... had a career game against East Carolina, hauling in 11 passes for 150 yards and three TDs ... also returned six kickoffs, averaging 16.3 yards per return with a season long 24-yard effort against BYU.

2015: Saw the field in 10 of 12 games on the year ... Returned nine kickoffs totaling 173 yards ... Made three catches for 53 yards, including a season-long 41 yards, against UCF ... Had a season-best 35-yard kick return at USF.

PRIOR TO UC: A consensus three-star prospect by 247Sports.com, ESPN.com, Rivals.com and Scout.com ... 247Sports.com lists him as one of the Top-85 receivers in the country ... The Sun Sentinel tabs Lewis as the No. 16 recruit in Broward and Palm Beach Counties ... finished with 18 receptions for 290 yards and three touchdowns as a senior ... had three receptions for 88 yards and a score in a 42-0 win against Plantation ... tallied four catches for 35 yards against St. Thomas Aquinas ... had a season-high five receptions for 99 yards and a pair of TDs against Cypress Bay ... named to the VarsityPreps.com 2015 Florida Watch List ... had 24 catches for 370 yards and four touchdowns as a junior ... earned Second-Team All-Broward County Class 4A-3A honors with his 4x400-meter relay quartet in 2014 ... also averaged 15.0 ppg as a shooting guard on the basketball team.

CAREER STATISTICS

Receiving	GP	REC	YDS	TD	Long	REC/G	AVG/C	AVG/G
2015	11	3	53	0	41	0.3	17.7	4.8
2016	12	48	605	5	47	4.0	12.6	50.4
2017	12	61	676	7	75	5.1	11.1	56.3
TOTAL	35	112	1334	12	75	3.2	11.9	38.1
Kick Returns	GP	ATT	YDS	TD	Long	AVG/R	AVG/G	
2015	11	10	199	0	35	19.9	18.1	
2016	12	6	98	0	24	16.3	8.2	
TOTAL	35	16	297	0	59	18.6	8.5	



80 • MALICK MBODJ

WR • 6-5 • 211 • So. • 1L • Lithonia, Ga./Arabia Mountain

2017: Made his UC debut on special teams against Temple ... also saw the field at ECU and against UConn ... did not record any statistics.

2016: Redshirted

PRIOR TO UC: Rated a three-star recruit by Scout, 247Sports and ESPN ... Rated the No. 9 receiver in Georgia by Scout ... Slotted the 146th receiver prospect nationally and 90th overall prospect in Georgia by 247Sports ... Ranked 130th overall in Georgia by ESPN with a grade of 72 ... Played for Stanley Pritchett Jr. at Arabia Mountain High School ... Chose the Bearcats over Georgia Tech, Navy, UCF, Arkansas State and Miami [Ohio], among others.




77 • VINCENT MCCONNELL

OL • 6-5 • 288 • Fr. • RS • Massillon, Ohio/Washington

2017: Redshirted.

PRIOR TO UC: Prepped for Coach Nate Moore at legendary Washington HS in Massillon ... a three-star recruit by 247Sports.com, ESPN.com and Scout.com ... Rivals rates him with two stars ... Scout tabbed him as one of the top five of-

fensive tackles in the state of Ohio and one of the top-25 tackles from the Midwest in the 2017 class ... a two-way player for the Tigers ... an honorable mention selection to the 2016 Associated Press Division II All-Northeast Lakes District football team ... inducted into the National Honor Society in 2016 ... tabbed as one of the top-12 outstanding seniors at Massillon ... chose Cincinnati over reported interest from Toledo, Syracuse and Kent State.



53 • TYLER MCGARR

OL • 6-4 • 295 • Jr. • 1L • Hamilton, Ga./Harris County

2017: Did not see any game action.

2016: Did not see any game action.

2015: Redshirted.

PRIOR TO UC: Listed as a three-star prospect by ESPN.com and a two-star by 247sports.com, Rivals.com and Scout.com ... tabbed the No. 143 prospect in the state of Georgia and No. 114 offensive guard in the 2015 class by ESPN.com ... rated the No. 203 prospect in Georgia and the No. 122 offensive guard in the 2015 class by 247sports.com ... coached by Dwight Jones.

**17 • RASHAD MEDARIS**

WR • 5-11 • 182 • Jr. • 1L • Indianapolis, Ind./Pike/W. Illinois

2017: Played in the first five games of the season before suffering a season-ending injury against UCF ... tallied six catches for 61 yards ... had a pair of receptions at Miami (OH) for a season-best 24 yards along with a special-teams tackle ... hauled in a pair of catches for 23 yards against Marshall, including a season-long 21 yards snag ... finished with two catches for 14 yards against UCF.

2016: Sat out the season due to NCAA transfer regulations.

PRIOR TO UC: Redshirted in 2015 at Western Illinois ... Lettered in football four years, and also lettered in baseball, basketball and track/field... football team twice won a sectional championship... First Team All-Metropolitan Interscholastic Conference... Honorable Mention All-State... Selected to the Class 6A All-State squad by the Football Coaches Association... named Performer of the Week by the American Family Insurance All-USA Central Indiana... team offensive MVP and in 2013 was Comeback Player of the Year... ended his senior year with 62 catches totaling 853 yards and nine touchdowns... personal-high 96-yard TD reception against Fishers... recorded a career-high 13 receptions against Carmel... six career 100-yard receiving games... ended his career (two seasons) with 88 receptions for 1,218 yards and 12 TDs... played for coach Derek Moyers... basketball team won a regional title ... Born October 9, 1996 in Indianapolis, Indiana... volunteered with Young Men of Purpose and Community Outreach feed the hungry... No. 1 sports highlight was a 96-yard TD reception for the win over Fishers HS... his parents have been a major influence, "They taught me morals and values. They told me in order to be successful I must be of good character, always remain humble and trust God..." most admires NFL player Tavon Austin, "We're about the same size and he has a lot of speed and quickness on the field just like me..." his brother Anthony McClung played wide receiver at UC ... son of Robert and Regina Medaris.

CAREER STATISTICS

Receiving	GP	REC	YDS	TD	Long	REC/G	AVG/C	AVG/G
2017	5	6	61	0	21	1.2	10.2	12.2
Total	5	6	61	0	21	1.2	10.2	12.2

**54 • KEITH MINOR**

OL • 6-4 • 293 • Sr. • 2L • Tyler, Texas/Chapel Hill

2017: Played in 11 games on the year and was a regular part of the offensive-line rotation ... the offensive line unit surrendered nine less sacks than it did a year ago, ranking in the top half of the league.

2016: Converted to offensive line in the spring of 2016 and started the first two games of the season at guard due to an injury to one of the starters ... did not see game action the rest of the campaign.

2015: Saw the field in a pair of games ... Made two tackles against Alabama A&M.

2014: Redshirted.

PRIOR TO UC: A two-star prospect by 247Sports.com and Rivals.com ... two-way player at both offensive and defense line ... also played multiple spots on the defensive line due to size and ability ... part of an offensive line unit that rushed for 292.9 yards per game and 54 rushing scores ... named First-Team 3A-16 All District at defensive line in 2013 ... earned a second team spot on the defensive line from the Tyler Morning Telegraph and ETFScore.com All-East Texas Football Team ... an honorable mention selection to the Texas APSE Class 3A all-state football team ... recorded a 4.62 pro agility time at the ETSN.fm Football Recruiting Combine in May 2013 ... part of a 14-0 Class 3A Division 1 State Championship Team in 2011.

**8 • HAYDEN MOORE**

QB • 6-3 • 215 • Sr. • 3L • Clay, Ala./Clay-Chalkville

2017: Started all 12 games under center for UC and set career marks in all categories ... was 239 for 424 for 2,562 yards and 20 touchdowns ... completed 56 percent of his passes and averaged 213.5 yards per game ... had a +11 TD to interception ratio (20 TDs over 9 INT) ... also averaged 26.0 yards per game on the ground with four more scores ... had 20 or more completions in six games ... was 17-of-28 for 151 yards and three TDs against Austin Peay ... finished 28-of-46 for 381 yards and three TDs at Navy ... set a season high with 75 yards on the ground against UCF with a pair of scores ... collected a season-long 35-yard scamper against SMU ... had his third three TD game at ECU, finishing 15-of-28 for 187 yards and three scores.

2016: Tabbed as UC's starter coming out of training camp ... missed five games due to an ankle injury suffered against Houston ... finished 146-of-255 for 1,744 yards and 11 TDs ... best performance of the year came in the season finale at Tulsa, going 20-of-37 for 371 yards and three touchdowns ... had TD tosses of 38, 82 and 70 yards ... also had his first career reception and receiving TD thanks to a 29-yard throwback from TE Tyler Cogswell ... also showed flashes on the ground, setting career marks with 58 rushing yards and a pair of scores at Purdue ... had a pair of 300-yard games, throwing for 315 yards at Purdue and 371 at Tulsa.

2015: Saw action in eight games on the year, making a pair of starts ... Threw for 1,683 yards on 114-194 passing and eight touchdowns ... Was 8-14 for 107 yards and a touchdown in relief against Alabama A&M ... Came on for an injured Gunner Kiel at Miami (Ohio) and went 7-14 for 118 yards while rushing 11 times for 29 yards and a touchdown ... Again relieved Kiel at Memphis, passing for a school-record 557 yards and four touchdowns ... Started at quarterback against Miami (Fla.), completing 22 of 33 passes for 279 yards and a pair of touchdowns ... Also started at BYU, going 15-30 passing for 219 yards ... Went 11-14 for 154 yards and a score in relief versus UCF ... Completed 20 of 36 passes for 249 yards and a touchdown at USF.

2014: Redshirted.

PRIOR TO UC: Enrolled at UC in January 2014 to participate in spring football ... a three-star recruit by 247sports.com, ESPN.com and Rivals.com ... earned two stars from Scout.com ... ranked as the No. 20 player in the state of Alabama by 247Sports.com ... was 89-of-140 for 1,507 yards and 22 total TDs as a senior ... threw 19 TD passes and rushed for three more ... completed 63.6 of his passes while leading Clay-Chalkville to the second round of the Class 6A Football Championship ... threw five TD passes in the first round of the Class 6A playoffs ... accounted for 430 yards of total offense and seven TDs against Pinson Valley, finished 10-of-15 for 219 yards and four TDs while rushing 15 times for 211 yards and three scores ... as a junior, threw for 1,909 yards and 18 TDs, going 123-for-211 [634] and ran 143 times for 681 yards and 11 scores ... coached by Heith Lunceford ... son of Bart and Valerie Moore ... intends to major in accounting.

CAREER STATS

Passing	GP	CMP	ATT	INT	YDS	TD	LG	%	AVG/P	AVG/G
2015	9	133	224	11	1,885	9	68	.590	8.4	209.4
2016	7	146	255	7	1,744	11	82	.570	6.8	249.1
2017	12	239	424	9	2,562	20	75	.560	6.0	213.5
TOTAL	28	518	903	27	6,191	40	82	.570	6.9	221.1

Rushing	GP	ATT	YDS	TD	Long	AVG/A	AVG/G
2015	9	56	22	2	19	0.4	2.4
2016	7	53	45	2	23	0.8	6.4
2017	12	92	312	4	46	3.4	26.0
TOTAL	28	201	379	8	46	1.9	13.5

PLAYER PROFILES

**48 • KEVIN MOUHON**

DE • 6-2 • 245 • Sr. • 3L • Norcross, Ga./Norcross

2017: A 12-game starter at rush end ... finished as UC's sixth-best tackler with 56 stops.... had a pair of sacks and 7.0 tackles for a loss along with a pair of QB hurries, two passes defended and a forced fumble ... tallied six or more tackles in seven games, including a career-best 10 stops against SMU ... recorded a season-high eight solo tackles at USF ... both his sacks came at Miami [OH].

2016: Had a break out year, ranking fifth on the squad with 50 tackles. He was among the leaders in the American all season long with his team-high 9.5 tackles for a loss. He added a QB sack, three QB hurries, a pair of passes defended and a forced fumble. He hit a career mark with seven stops against BYU, three of his four tackles against USF were TFLs and he had five games totaling five or more tackles.


2015: Played in nine games on the year ... Had a pair of tackles, including one-half tackle for loss, against Alabama A&M ... Recorded two tackles and a quarterback hurry against UCF ... Made five tackles at Houston ... Had three tackles in each of the season's final two games at USF and East Carolina.

2014: Redshirted.

PRIOR TO UC: Four-star recruit according to ESPN.com and Rivals.com ... given three stars by Scout.com and 247sports.com ... rated No. 12 inside linebacker by ESPN.com and No. 26 prospect in the state of Georgia ... ranked No. 13 inside linebacker by Rivals.com and No. 18 prospect in the state of Georgia ... tagged the No. 17 inside linebacker by 247sports.com and No. 29 prospect in Georgia ... picked the No. 26 middle linebacker prospect by Scout.com ... selected for and played in the Army All-American game ... aided Norcross in winning back-to-back Class AAAAAA state championships ... tallied 200 total tackles, garnered three and a half sacks and forced two fumbles during his senior campaign ... recorded 152 stops, five sacks, two interceptions and one fumble recovery his junior year ... brother of former UC standout Silverberry Mouhon ... coached by Keith Maloof ... chose UC over Tennessee, Florida State, Ohio State, Louisville, among others.

CAREER STATISTICS

	GP	UA	A	TOT	TFL	SCK	INT	PBU	FR	FF	BLK
2015	10	12	6	18	0.5
2016	12	22	28	50	9.5-24	1.0-1	.	2	.	1	.
2017	12	31	25	56	7.0-30	2.0-18	.	2	.	1	.
TOTAL	35	65	59	124	17.0-55	3.0-19	.	4	.	2	.

**30 • CHRIS MURPHY**

S • 5-11 • 200 • Sr. • 2L • Marietta, Ga./Lassiter/Arkansas

2017: Played in all 12 games, earning eight starts at safety, including the final seven games of the season ... finished with 27 tackles, a pair of TFLs, three pass break ups and a fumble recovery ... set a season high with four tackles in four separate games, at Michigan, at Navy, vs. Temple and vs. UConn ... had a sack at Michigan and at ECU ... recovered a fumble at Navy ... had two PBUs against Temple and one in the season finale against UConn.

2016: Played in all 12 games on special teams and as a reserve nickel back ... made three starts, his first in the season opener against UT Martin ... finished the campaign with eight tackles and a pass defended ... finished with a career best two tackles at Temple.

2015: Saw his first action as a Bearcat against UConn.

2014: Sat out the season due to NCAA transfer regulations.

PRIOR TO UC: Enrolled at Arkansas in January 2014 and joined Cincinnati in August

2014 ... sat out the season due to NCAA transfer regulations. **LAFFITER HS:** Murphy helped make history his senior season at Lassiter, as the Trojans repeated as Region 5-AAAAAA champions for the first time. Rivals.com ranked him the 41st-best prospect in Georgia and 43rd in the country at his position. He was ranked as the 49th-best cornerback in the nation by ESPN. He finished his final campaign with 31 tackles, five pass breakups, three forced fumbles, two fumble recoveries and one blocked field goal. A second-team all-region selection as a junior, Murphy recorded 19 tackles, 15 pass breakups, three interceptions and one fumble recovery as Lassiter went undefeated with a 10-0 record during the 2012 regular season. As a sophomore, Murphy registered two interceptions, 13 pass breakups and 27 tackles. He was a five-time academic honor roll selection, has played the violin since kindergarten and participates in volunteer work with special education children. He was coached at Lassiter by Jep Irwin. Murphy was originally recruited by Arkansas, Missouri, Vanderbilt, Oklahoma State, Louisville, Arizona and Washington State.

CAREER STATISTICS

	GP	UA	A	TOT	TFL	SCK	INT	PBU	FR	FF	BLK
2016	12	5	3	8	.	.	.	1	.	.	.
2017	12	17	10	27	2.0-2	.	.	3	1	.	.
TOTAL	25	22	13	35	2.0-2	.	.	4	1	.	.


**88 • BRAXTON NEAL**

WR • 6-3 • 198 • Jr. • SQ • Cincinnati, Ohio / Lakota West

2017: Made his UC debut on special teams against Austin Peay ... played in three games on the season but did not record any statistics.

PRIOR TO UC: Returns to the Bearcats as a walk-on after leaving the team during the 2016 season ... redshirted as a true

freshman in 2015 ... **HIGH SCHOOL:** Three-star recruit by Scout.com and ESPN.com ... rated the No. 5 wide receiver in Ohio and No. 113 wide receiver in the 2015 class by Scout.com ... tabbed the No. 70 prospect in the state of Ohio and No. 191 wide receiver in the 2015 class by ESPN.com ... reeled in 31 catches for 458 yards and three touchdowns in 2014 ... as a junior, caught nine passes for 130 yards and one touchdown ... also had one rushing carry for 33 yards and a pass for five yards on a Firebird football squad that went 9-2 and advanced to the playoffs ... also a track athlete and broke the school record in the long jump with a leap of 22' 2.75" in 2014 ... coached by Larry Cox ... chose UC over Akron, Eastern Michigan, Indiana State and others ... son of Kerry and Robert Jackson ... brother Brandon was an honorable-mention All-PAC selection at Thomas More in 2015 ... father played safety at Central Michigan, was an 11th-round draft pick in 1981 and recorded 15 interceptions in a seven-year career with the Cincinnati Bengals.

**86 • JACK PETERSON**

WR • 6-0 • 185 • Fr. • RS • Granville, Ohio/Granville

2017: Redshirted

PRIOR TO UC: Three-year varsity starter for Coach JR Wait at Granville HS ... hauled in 59 receptions for 881 yards and 11 TDs as a senior ... also tallied 54 tackles, three interceptions, including a pick-6 against Eastmoor Academy and a pair of forced fumbles ... was one of 60 finalists for the Super 25 Football Team, which includes top prep players throughout Central Ohio ... tabbed for Associated Press Division III All-Ohio honors along with First-Team All-Newark Advocate and First-Team All-Licking County League-Buckeye Division accolades ... also won first-team all-region and all-county honors and played in the 2017 Licking County-Muskingum Valley All-Star Game ... also a standout baseball player ... identical twin brother Jake is also a member of the Bearcats squad.

**89 • JAKE PETERSON**

WR • 6-0 • 180 • Fr. • HS • Granville, Ohio/Granville

Joined the Bearcats as a walk-on during the spring of 2018.

PRIOR TO UC: Prepped for Coach JR Wait at Granville HS ... primary sports was baseball where he was a Division II Second-Team All-Ohio and Division II First-Team All-Central District honoree and was selected to play in the Mizuno All-Star Series ... earned honorable mention All-Licking County League accolades as a junior ... identical twin brother Jack is also a member of the Bearcats squad.

**43 • MICHAEL PITTS**

DE • 6-4 • 255 • So. • 1L • Stone Mountain, Ga./Stephenson

2017: Saw action in seven games on the season ... recorded three tackles with stop coming against Austin Peay, UCF and at ECU.

2016: Redshirted

PRIOR TO UC: Rated a three-star prospect by ESPN and 247Sports ... Rated 175th in the state of Georgia by 247Sports ... Ranked 105th in Georgia by ESPN, with an overall grade of 74 ... Helped Stephenson to Region 6-AAAAA title, earning Division A Co-Defensive Player of the Year honors ... Played for Ron Gartrell at Stephenson.

CAREER STATISTICS

	GP	UA	A	TOT	TFL	SCK	INT	PBU	FR	FF	BLK
2017	7	.	3	3
TOTAL	7	.	3	3

**93 • ELIJAH PONDER**

DT • 6-3 • 272 • So. • 1L • Avondale Estates, Ga./South Cobb

2017: Made his UC debut against UConn in the season finale.**2016:** Redshirted

PRIOR TO UC: Rated a three-star recruit by ESPN and a two-star prospect by 247Sports ... Ranked as the 143rd defensive end in the nation by ESPN, as well as 133rd overall in Georgia, with an overall grade of 72 ... Slotted 194th overall in Georgia by 247Sports ... Played at South Cobb for coach Sherrod Raigne ... Chose UC over Navy, Air Force and Ohio, among others.

**RJ POTTS**

LB • 6-2 • 222 • Fr. • RS • Indianapolis, Ind./Fishers

2017: Redshirted.

PRIOR TO UC: One of the top-30 safety prospects in the 2017 class, Potts is a four-star recruit by 247Sports.com, Rivals.com and Scout.com ... ESPN rates him with three stars ... Scout rates him as the No. 1 player in the state of Indiana and

one of the three best safeties in the Midwest ... member of the Rivals 250 ... was a two-way player for the Tigers, playing wide receiver and defensive back ... a 2016 Associated Press First-Team 6A All-State honoree at DB ... recorded 48 tackles, five passes defended, three interceptions, two QB hurries and a sack as a senior ... had 22 receptions for 379 yards and three TDs in 2016 ... also returned kicks and punts and averaged 79.0 all-purpose yards per game ... named to the 2016 Indy Star Preseason Super Team ... a two-year member of the IFCA Junior All-State team ... during his junior campaign, finished with 39 tackles and three passes defended ... named Honorable Mention All-HCC and AP 6A All-State ... had 47 tackles and four interceptions as a sophomore ...

chose UC over offers from Notre Dame, Indiana, Purdue and Nebraska among others ... coached by Rick Wimmer ... HS teammate of incoming freshman Angelo Howze ... son of Tenisha and Roosevelt Potts ... has two siblings, Taylor and Reagan ... father played for the Indianapolis Colts, Miami Dolphins and Baltimore Ravens from 1993-98 and was an All-American running back at the University of Louisiana-Monroe.

**DESMOND RIDDER**

QB • 6-4 • 212 • Fr. • RS • Louisville, Ky./St. Xavier

2017: Redshirted.

PRIOR TO UC: Listed as a three-star recruit by 247Sports.com and Scout.com while Rivals.com gives him two stars ... Scout ranks him as the top QB in the state of Kentucky and one of the Top-50 QB prospects in the 2017 class ... threw for 2,270

yards and 19 TDs and ran for 1,583 yards and 30 TDs during two seasons as a starter ... averaged 6.5 yards per carry as a prepster ... helped lead his team to the Kentucky HS Athletic Association finals in 2016 ... an honorable mention Kentucky all-state football team selection by the Courier Journal ... toted the ball 131 times for 915 yards and 18 TDs on the ground as a senior ... averaged 76.0 yards per game and 6.9 yards per rush in 2016 ... threw for 951 yards and another 10 TDs, going 91-for-160 with only four interceptions ... he rushed for 203 yards and three touchdowns on 11 carries in a playoff win over Manual and also completed 8 of 19 passes for 86 yards and two scores ... was the Courier-Journal Athlete of the Week on Nov. 23, 2016 after rushing for 126 yards and a pair of TDs in a KHSAA Regional Finals win over Male ... completed 110 of 199 passes as a junior for 1,319 yards and nine touchdowns ... also was the Tigers' leading rusher with 668 yards and 12 TDs on 114 attempts ... coached by William Wolford.

**18 • JOSIAH ROBEY**

CB • 5-9 • 175 • Fr. • RS • Franklin, Ky. / Franklin-Simpson

2017: Redshirted.

PRIOR TO UC: An Honorable Mention Associated Press Kentucky All-State team selection at receiver ... will play cornerback at UC ... Franklin Simpson went 14-1 in 2016, won the Class 4-A Region 1 Championship and made the KHSAA 4-A

State Championship game ... was a Second-Team All-SKY Conference selection at running back, Courier-Journal Honorable Mention All-State and the Wildcats Offensive Player of the Year ... carried 86 times for 1,119 yards and 14 TDs, averaging 84 yards per game ... responsible for four TDs as a returner on special teams, running back kickoffs of 85 and 88 yards and punts of 77 and 63 for scores ... added five interceptions on defense ... a First-Team All-SKY Conference selection at defensive back as a junior ... totaled three interceptions along with a fumble recovery and 16 tackles ... three-sport athlete also played basketball and ran track.

**70 • JAKARI ROBINSON**

OL • 6-2 • 282 • Fr. • HS • Talladega, Ala./Munford

2017: Redshirted.

PRIOR TO UC: Rivals.com gives him three stars while 247Sports.com and Scout.com list him with two stars ... ranked as a Top-25 center in the 2017 class and one of the top 75 players in the state of Alabama in this class ... touted as an agile player with

strong hands who is considered the top center in Alabama ... a 2016 Alabama Sports Writers Athletic Association Class 4A First-Team All-State football team honoree and also named to the 2016 American Family Insurance ALL-USA Alabama Football Second Team ... graded out at 92 percent for the year with 46 pancake blocks and 23 knockdowns ... recognized as a 2016 Preseason Second-Team All-American by GridironRR.com ... also listed among the Tuscaloosa News' Top-50 recruits entering 2016 ... Helped lead his team to a 10-win season and a berth in the Class 4A State Semifinals in 2015 ... tabbed as a second-team all-state selection in 2015 ... coached by Bill Smith.

PLAYER PROFILES


26 • JERRON ROLLINS

WR • 6-2 • 200 • Jr. • 2L • Miami, Fla./Christopher Columbus

2017: Played in all 12 games at wideout ... finished with 13 catches for 101 yards and a TD ... had two catches in five games ... had a season-long 17-yard grab in the opener against Austin Peay ... his 24-yard outing at Tulane was his best of the year with a pair of catches ... hauled in a 6-yard TD reception at ECU.

2016: Played in 11 games at receiver and on special teams as a true freshman ... caught seven balls for 99 yards and a TD, averaging 14.1 yards per catch ... had his first career reception against UT Martin, a six-yard effort ... broke out in the season finale at Tulsa, catching three balls for 84 yards and a TD, including a 70-yard touchdown strike from QB Hayden Moore in the third quarter ... also had his first career kickoff return at Tulsa, going for 18 yards.

PRIOR TO UC: Rated a three-star prospect by ESPN and 247Sports and a two-star recruit by Scout ... Ranked 202nd overall in the state of Florida by 247Sports ... Slotted 219th in Florida by ESPN with an overall grade of 70 ... Played for coach Chris Merritt at Christopher Columbus ... Helped Christopher Columbus to a state semifinals appearance as a senior ... Chose Cincinnati over Louisville, NC State, Pittsburgh and Indiana.

CAREER STATISTICS

Receiving	GP	REC	YDS	TD	Long	REC/G	AVG/C	AVG/G
2016	11	7	99	1	70	0.6	14.1	9.0
2017	12	13	101	1	17	1.1	7.8	8.4
Total	23	20	200	2	70	0.9	10.0	8.7


35 • RYAN ROYER

LB • 5-11 • 218 • Fr. • RS • Hilliard, Ohio/Davidson

2017: Redshirted.

DAVIDSON HS: Played running back, safety and linebacker for Coach Brian White at Hilliard Davidson HS outside of Columbus ... 2016 Associated Press Division I Second-Team All-State and First-Team All-Central District selection ... helped lead the Wildcats to a OCC Central Division Championships in 2015 and 2016 ... was a first team All-Ohio Capital Conference and AP Second-Team All-Central District choice in 2015 ... also named to This Week Community News' Super 25 team ... rushed for 1,496 yards on 267 carries with 20 touchdowns, the 10th-best rushing total in school history, a list which includes a pair of 2,000-yard rushers ... ran for 253 yards and scored two TDs against Upper Arlington and was named WCMH's Football Friday Nite Ohio Army National Guard Player of the Week ... second-team All-OCC choice in 2014.


52 • JOE SCHROER

DT • 6-3 • 260 • Jr. • TR • Cincinnati, Ohio/Elder/Ohio State

Transferred to UC and sat out 2017 due to NCAA transfer regulations.

PRIOR TO UC: Spent the 2016 season at Ohio State where he redshirted ... **HIGH SCHOOL:** Three-year starter at Elder HS for Coach Doug Ramsey ... was the 2016 Division I Defensive Lineman of the Year by the Anthony Muñoz Foundation ... also recognized as AP Second Team All-Ohio, First Team All-Southwest District, and Greater Catholic League South First Team ... totaled 54 tackles and four sacks, including an 11-tackle game against Winton Woods ... First-Team All-GCL South as a junior, finishing with 29 tackles, 3.5 sacks and a forced fumble ... had 40 tackles and 10 sacks as a sophomore.


37 • JAMES SMITH

P • 6-5 • 225 • So. • 1L • Wangaratta, Australia / Galen College


2017: A First-Team All-American Athletic Conference selection as a true freshman... kicked 64 times for a 42.0 per kick average with a long boot of 65 yards... had 33 punts fair caught, dropped 21 inside the 20-yard line and booted nine kicks for 50 or more yards ... the Bearcats led the American in punting, with a net average of 41.0 yards per punt ... UC was

one of four teams nationally to not have a touchback on a punt in 2017... kicked a season-high 10 times at Michigan ... averaged a season-best 52.7 yards per kick on six boots at ECU with three going more than 50 yards ... his season-long kick of 65 yards also came against the Pirates ... averaged 40.0 yards or higher in nine games ... placed three punts inside the 20-yard line in five games.

PRIOR TO UC: Australian punter joined the Bearcats as a true freshman in 2017 ... trained with Prokick Australia's Nathan Chapman ... Smith was a mainstay for the Wangaratta Rovers since his debut in 2013 ... trained for 16 months to get his opportunity to earn a scholarship ... second Australian player to appear on UC's roster after Lindsay Crook [Gold Coast], who saw his career end in 2014 after a knee injury.

CAREER STATISTICS

Punting	GP	ATT	YDS	LG	AVG	TB	FC	I20	50+	BLK
2017	12	64	2,688	65	42.0	0	33	21	9	0
TOTAL	12	64	2,688	65	42.0	0	33	21	9	0


31 • MARQUIS SMITH

CB • 5-11 • 185 • So. • 1L • Ypsilanti, Mich./Ypsilanti

2017: Played in all 12 games on special teams and as a reserve corner ... had three or more tackles in three games [vs. UCF, at USF, vs. SMU] and had a season-best four stops against the Mustangs.

2016: Redshirted

PRIOR TO UC: Rated a three-star recruit by Scout, 247Sports and ESPN ... Slotted as the second-best corner back out of Michigan by Scout, 40th nationally ... Ranked No. 35 in Michigan by 247Sports, as well as the No. 102 athlete in the nation ... Rated 31st overall in the state by ESPN with an overall grade of 72 ... Played at Ypsilanti High School for coach Lamanzer Williams ... Chose the Bearcats over Indiana, Iowa State and Kansas, among others.

CAREER STATISTICS

	GP	UA	A	TOT	TFL	SCK	INT	PBU	FR	FF	BLK
2017	12	10	2	12
TOTAL	12	10	2	12


10 • JAKE SOPKO

QB • 6-2 • 218 • So. • SQ • Avon, Ohio/Avon

2017: Did not see any game action.

2016: Redshirted

PRIOR TO UC: Enrolled at UC in January 2016 to participate in spring football ... a three-star prospect by 247Sports.com and ESPN.com ... ranked as one of the Top-50 QBs in the 2016 class ... big-armed, accurate passer who has the ability to develop into a strong pro-style QB ... his HS coach calls him 'the real deal' ... finished his prep career going 453-of-702 for 6,447 yards and 64 TDs over 11 interceptions ... an Associated Press Division II First-Team All-Ohio honoree in 2015 ... 2015 Southwestern Conference Offensive Player of the Year and an All-SWC selection ... completed 65 percent of his passes for 2,863 yards and 31 touchdowns to just

three interceptions his senior year ... helped lead Avon to back-to-back appearances in the Region 4 semifinals ... had a 20-4 record as a high school signal caller ... tabbed as a third-team All-Ohio selection his junior season ... named to the Morning-Journal All-Star Team, First-Team All-Lorain County and AP Great Lakes First-Team All-Northeast District in both 2014 and 2015 ... earned All-West Shore Conference honors in 2014 ... as a junior starter for the Eagles, threw for 2,864 yards and 24 TDs while leading Avon to a D-II regional semifinal and added 119 yards and three scores on the ground ... turned heads as a sophomore when he call off the bench in the middle of the 2013 Division II regional final, throwing for 244 yard and two TDs, nearly leading Avon to a win over Medina Highland ... four-year varsity letterwinner ... also played baseball ... coached by Mike Elder.



40 • TY SPONSELLER

LB • 6-2 • 220 • So. • 1L • Mason, Ohio/Mason

2017: Saw action in 11 games on special teams and as a backup linebacker ... finished with five tackles ... had a pair of stops at Michigan and at Navy.

2016: Redshirted

PRIOR TO UC: Rated a three-star prospect by Scout, 247Sports and ESPN ... Ranked as the fifth-best outside linebacker in Ohio according to Scout, as well as 16th in the Midwest and 111th in the country ... Slotted as the No. 62 overall prospect in Ohio by 247Sports, which also ranks him as the No. 90 outside linebacker in the country ... Ranked 62nd overall in Ohio and 115th nationally at outside linebacker by ESPN with an overall grade of 72 ... Played for coach Brian Castner at Mason High School ... Chose UC over Bowling Green, Eastern Michigan and Ohio.

CAREER STATISTICS

	GP	UA	A	TOT	TFL	SCK	INT	PBU	FR	FF	BLK
2017	11	3	2	5
TOTAL	11	3	2	5



89 • NICK STADERMAN

DT • 6-0 • 260 • So. • SQ • Cincinnati, Ohio/McNicholas

2017: Did not see any game action.

2016: Redshirted

PRIOR TO UC: Selected as the Anthony Muñoz Foundation Division III Defensive Lineman of the Year ... tabbed for 2015

Associated Press Division III All-Ohio special mention honors ... the Greater Catholic League Central Division Defensive Lineman of the Year and a First-Team All-GCL Central Division honoree ... totaled 53 tackles with four fumble recoveries and a pair of sacks as a senior ... also hauled in 33 receptions for 445 yards and three TDs ... as a junior, had 10 receptions for 137 yards and three TDs ... made 54 stops on defense with two interceptions, two fumble recoveries and 1.5 sacks ... part of three GCL Central Championship teams at McNicholas ... coached by Mike Orlando ... was a standout basketball player, collecting 2016 Cincinnati Enquirer Honorable Mention All Star accolades.



19 • TYRIN SUMMERS

WR • 5-10 • 183 • So. • SQ • Clewiston, Fla./Clewiston

2017: Did not see any game action.

2016: Redshirted

PRIOR TO UC: Enrolled at UC in January 2016 to participate in spring football ... carries a three-star rating from 247Sports.

com ...Scout.com calls him a hair-raising playmaker ... speed-demon wideout starred at both wide receiver and running back ... projects to be a WR at Cincinnati ... dynamic

and shifty with excellent straight-line speed ... finished his senior campaign catching 19 balls for 281 yards and four TDs ... rushed 57 times for 369 yards and a pair of TDs ... had a career-best 14 carries for 141 yards and two scores in the season finale ... also had an 85-yard kickoff return TD against Glades Central ... named the Team Florida Offensive MVP in the Florida vs. Georgia All-Star Game ... four-year starter played a variety of positions during his high school career including running back, receiver, safety and cornerback ... competed in the FHSAA 2A State Championship Meet as a senior ... has a personal best of 10.67 in the 100 meters and 21.82 in the 200 meters ... named T.E.A.M. Elam Scholar Athlete of the Year and ended his prep days with a 4.4 GPA ... listed academics as a main factor in selecting Cincinnati ... chose UC over USF, Miami (Fla.), West Virginia and Oregon State ... coached by Peter Walker ... son of Michelle and Phil Summers ... father Phil played defensive back at Virginia Tech from 1995-98.



90 • JABARI TAYLOR

DT • 6-1 • 292 • Fr. • RS • Akron, Ohio/Hoban

2017: Redshirted.

PRIOR TO UC: A three-star prospect by 247Sports.com ... 247 rates him as one of the Top-65 defensive tackles in the 2017 class ... helped lead Hoban to its second-straight OHSAA Division III State Championship in 2016 ... named to the Cleveland.

com 2016 All-Star Football Team ... selected to the Associated Press Division III First-Team All-Ohio football squad ... also honored on the First-Team All-Northeast Inland District team ... ran a fumble back 19 yards for a TD against RICC ... coached by Todd Sibley ... played his sophomore and junior years at Indian Creek HS in Wintersville, Ohio for Coach Andrew Connor ... was a 2015 Associated Press Second-Team All-Eastern District honoree ... recorded 70 tackles, 8.0 for a loss, 11 sacks, two forced fumbles, a blocked field goal and a pass defended in two seasons with the Redskins ... also played QB, throwing for 593 yards and six TDs while rushing for 826 yards and another 10 TDs, punted and kicked off ... also played basketball ... joined UC over interest from Michigan State, Rutgers, Minnesota and multiple MAC programs ... son of Darifaye and David Taylor.



56 • KYLE TROUT

OL • 6-6 • 318 • Sr. • 1L • Lancaster, Ohio/Lancaster/Ohio State

2017: Saw his first action for the Bearcats in 2017, playing in nine games with six starts at guard and tackle ... part of an offensive line unit which surrendered nine less sacks than it did a year ago, ranking in the top half of the league.

PRIOR TO UC: Trout joined the Bearcats from Ohio State after earning his degree in family resource management in three years ... is a junior with two years of eligibility remaining ... **2016:** Played in nine games on the campaign, playing in eight consecutive games to end the season, including the College Football Playoff game against Clemson ... **2015:** Worked with the scout time as a second-year player ... **2014:** Redshirted for the 2015 Big Ten Conference and National Championship squad ... **HIGH SCHOOL:** Trout was a four-star offensive line prospect as determined by Rivals, Scout and 247Sports ... he was rated as a Top 25 tackle nationally, with rankings of No. 17 (Rivals), No. 22 by 247Sports, No. 23 (Scout) and No. 26 (ESPN) ... Trout was also listed overall on the Rivals 250 (No. 197), the Scout 300 (285) and was rated No. 246 nationally by 247Sports ... lined up at guard in the Golden Gales' wing-T offense ... a two-time Associated Press all-state performer, with first-team Division I honors in 2013 and special mention accolades in 2012 ... all-Ohio Capital Conference ... coached by Rob Carpenter ... played three seasons of basketball and also competed in track and field in high school ... seventh in the shot and eighth in the discus at 2013 Ohio state outdoor track and field championships ... is the son of Nancy and Kevin Trout ... enrolled in classes in January 2014.

PLAYER PROFILES



19 • ETHAN TUCKY

DE • 6-2 • 245 • So. • TR • Delaware, Ohio/Hayes/Boston College

Transferred to UC and sat out 2017 due to NCAA transfer regulations.

PRIOR TO UC: Joined UC after a year at Boston College ... red-shirted in 2016 at Boston College ... **HIGH SCHOOL:** Earned All-Ohio Capital Conference (OCC) Capital First Team honors as a senior at Rutherford B. Hayes HS ... also named Co-OCC Capital Player of the Year and AP All-Central District Division II Defensive Player of the Year ... played for head coach Mike Golden ... collected AP All-Central District Division II First-Team Defense and AP All-Ohio Division II First-Team accolades in 2015 ... as a junior, named second-team all-state in Division I, first-team all-district, first-team all-league and was a member of the ThisWeek Super 25 team ... son of Todd and Mimi Tucky.



3 • MICHAEL WARREN II

RB • 5-11 • 218 • So. • 1L • Toledo, Ohio/Central Catholic

2017: Had a strong campaign, seeing action in all 12 games on special teams and in the offensive backfield ... totaled 20 kick returns on the season, averaging 23.1 yards per take back ... set a career best with his 41-yard scamper against Temple, the Bearcats longest return of the season ... had a season-best 51 yards rushing in three games, at Miami (OH), vs.


SMU and at ECU ... had three other games with 40 or more yards with 49 coming against Marshall, 47 at USF and 40 against Temple ... set a career mark with his 27-yard TD rush against Marshall, also marking his first-career TD ... hauled in five catches for 57 yards on the year ... career-long 16-yard reception came against UCF.

PRIOR TO UC: A consensus three-star prospect by 247Sports.com, ESPN.com, Rivals.com and Scout.com ... Scout lists him as the No. 2 running back in Ohio and the Midwest and 247 has him as one of the top-30 running backs in the 2017 class ... Toledo Central Catholic was 50-7 during his prep career ... his 7,619 rushing yards rank No. 5 all-time in Ohio, and his 105 TDs are tied for sixth in state history ... had three 2,000-yard seasons for the Fighting Irish starting at RB since he was a sophomore ... also holds the school's single-game rushing record of 385 yards against Lima Senior on Oct. 28, 2016 ... A Parade Magazine First-Team All-America selection ... Scout.com Second-Team Senior All-America selection ... was the 30th annual winner of the Ohio Associated Press Mr. Football award ... Associated Press Division III First-Team All-Ohio and AP's Division III Offensive Player of the Year ... Toledo Blade Player of the Year and an All-Blade selection ... Three Rivers Athletic Conference and Division III District Player of the Year ... was the MVP of the Offense-Defense Bowl ... had 2,740 yards on 306 carries for an 8.95 average with 45 touchdowns in 2016 ... Fighting Irish went 13-1, including a loss to Trotwood-Madison in a Division III state semifinal ... 2015 First-Team All-Ohio and was named TRAC and Division III District Offensive Player of the Year ... his 2,628 yards and 32 TDs led the 12-3 Irish to a state-runner-up finish in 2015 as a junior ... as a sophomore, rushed 264 times for 2,246 yards and scored 28 TDs to help Central to a 13-2 record and a D-III state championship ... chose Cincinnati over interest from Minnesota, Toledo and Kentucky ... coached by Greg Dempsey.

CAREER STATISTICS

Rushing	GP	ATT	YDS	TD	Long	AVG/A	AVG/G
2017	12	54	324	1	27	6.0	27.0
TOTAL	12	54	324	1	27	6.0	27.0

Kick Returns	GP	ATT	YDS	TD	Long	AVG/R	AVG/G
2016	12	19	439	0	41	23.1	36.6
TOTAL	12	19	439	0	41	23.1	36.6



8 • JARELL WHITE


LB • 5-10 • 205 • So. • 1L • Cincinnati, Ohio/LaSalle

2017: Played in all 12 games as a true freshman and started the last four games of the year at outside linebacker ... ranked among the Top-10 tacklers on the game with 46 stops ... also had 2.5 tackles for a loss, a half sack, PBU, pass defended and QB hurry ... had a pair of double-digit tackle games, setting a career high with 11 against UConn and 10 against Temple ... also had seven stops against Marshall and eight at ECU ... the season finale against UConn was his best game of the year with 11 tackles, a half sack, QB hurry and PBU.

PRIOR TO UC: Tabbed as a four-star recruit by Rivals.com and a three-star prospect by 247Sports.com, ESPN.com and Scout.com ... Rivals rates him as the No. 22 athlete in the 2017 class and No. 11 player in the state of Ohio ... a two-way player at the high school level will likely play defense for the Bearcats ... part of the first team in OHSAA Division II history to win three consecutive state titles ... starter on each of those state championship teams ... named Greater Catholic League South first team in each of the last three seasons at three different positions (running back, linebacker and defensive back) ... during his career at LaSalle, the Lancers went a combined 40-5 with a share of the GCL South title in 2014, and the first outright title in school history in 2016 ... during his prep career, White rushed for 2,357 yards and 37 touchdowns, while also posting 149 total tackles including two interceptions returned for touchdowns ... rushed for 799 yards and 11 TDs and caught nine passes for 91 yards his senior season ... as a safety, he had 70 tackles (38 solo), a fumble recovery and two interceptions, one for a 55-yard TD ... was named first-team all-Greater Catholic League South division on offense ... also was an Associated Press Division II second-team all-state selection and a First-Team MaxPreps/JJHuddle All-Ohio Football Team honoree ... competed in the Offense-Defense All-American Bowl in Georgia in December ... played both ways as a senior, recording 45 tackles, 1.5 sacks and an interception return TD as a linebacker while leading the Lancers in rushing with 413 yards and six TDs during the regular season ... had a game-high 10 tackles, recovered a fumble and contributed 35 yards in the backfield in the 14-7 state championship win ... primarily was a safety as a junior, recording 75 tackles, 1.5 sacks, three forced fumbles and recoveries ... moved back to running back during LaSalle's playoff run, rushing 63 times for 355 yards and six TDs ... tabbed with second team All-State, first team All-Conference, and first team All-Tri State honors ... produced 1,145 yards rushing and 19 TDs as a sophomore ... came to UC because of the ability to further his education in his hometown and being able to play in front of his family ... also ran track & field at LaSalle, competing in the 100 meters and 400- and 800-meter relays ... chose UC over scholarship offers from Boston College, Illinois, Iowa, Kentucky, Iowa State, Miami University, Purdue, Indiana among others ... intends to major in sports administration.

CAREER STATISTICS

	GP	UA	A	TOT	TFL	SCK	INT	PBU	FR	FF	BLK
2017	12	17	29	46	2.5-8	0.5-4	.	1	.	.	.
TOTAL	12	17	29	46	2.5-8	0.5-4	.	1	.	.	.



22 • COLLIN WIDECAN

S • 5-9 • 185 • So. • 1L • Cincinnati, Ohio/Mariemont

Name pronounced Wih-duh-can

2017: Did not see any game action.

2016: Redshirted

PRIOR TO UC: Named a fall 2015 Division IV All-Star at wide receiver by Enquirer Media ... had 32 receptions for 454 yards and four touchdowns at split end and 96 total tackles and three forced fumbles at defensive back ... team captain ... also earned Honorable Mention Associated Press All-Southwest District Division IV honors at wideout ... as a junior, recorded 60 tackles and three interceptions, including one returned for a touchdown ... swam the anchor leg on Mariemont's 200- and 400-freestyle relay which placed in the Top-15 at the 2015 Ohio State HS Division II Swimming & Diving Championships ... tallied 48 tackles and three interceptions as a sophomore ... three-

time participant in the state swimming meet as a freshman, sophomore and junior ... won a Gold Key for photography in the 2014-15 regional Scholastic Art Awards ... also a standout baseball player ... son of Michelle and John Widecan ... father John is entering his 28th year as UC's Associate AD/Football Operations ... mother Michelle earned her bachelor's, master's and doctorate at UC in nursing ... has two siblings, Mallory and JP ... sister Mallory is a UC graduate.



32 • JAMES WIGGINS

S • 6-0 • 202 • So. • 1L • Homestead, Fla./South Dade

2017: Played in 10 games for UC on special teams and as a reserve safety, recording a tackle in the season finale against UConn.

2016: Redshirted

PRIOR TO UC: Rated a three-star prospect by Scout, 247Sports and ESPN ... Ranked the No. 13 cornerback in Florida by Scout, as well as No. 107 nationally ... Slotted as the 114th-best prospect in Florida by 247Sports ... Ranked 141st in Florida by ESPN and No. 56 nationally at cornerback with an overall grade of 75 ... Recorded 190 tackles during prep career ... Competed for coach Nathaniel Hudson at South Dade High School ... Chose UC over Miami (Fla.), Louisville, Illinois, Purdue, Temple, USF and UCF.

CAREER STATISTICS

	GP	UA	A	TOT	TFL	SCK	INT	PBU	FR	FF	BLK
2017	10	1	.	1
TOTAL	10	1	.	1



59 • ZACH WOOD

LS • 6-0 • 230 • Jr. • TR • Williamsburg, Ohio/McNicholas/Marshall

2017: Did not see any game action.

PRIOR TO UC: Played in three games for Marshall during the 2016 season before leaving the team ... redshirted as backup long snapper in 2015 ... started his Marshall career

as a preferred walk-on ... began attending long snapping camps as an eighth grader; played center for youth football teams coached by his father ... was two-year offensive line starter at Archbishop McNicholas High School in Cincinnati ... as senior, selected to All-Greater Catholic League Central Division second team as offensive lineman ... Transferred to McNicholas for his final two high school years, after attending Cincinnati St. Xavier.



11 • BRYAN WRIGHT

LB • 6-3 • 235 • Jr. • 2L • New Castle, Del./Jireh Prep

2017: Started in six games on the year before being lost due to injury ... tallied 15 tackles, 2.5 for a loss, an interception, and a pair of PBUs ... set a season high with five tackles in the opener against Austin Peay ... also had his first career interception ... had a pair of tackles at Miami (OH) ... rung up four tackles at Navy and had three stops, including a TFL, at USF.


2016: Played in eight games and made a strong impact in the final four contests of the season ... finished with 28 tackles and four tackles for a loss ... made his debut at Purdue and recorded two tackles ... earned his first career start at BYU and set a career high with nine tackles, including 1.5 for a loss ... tallied four stops at UCF ... started against Memphis and totaled six tackles and 1.5 tackles for a loss ... closed out the season with three tackles at Tulsa.

2015: Redshirted.

PRIOR TO UC: Joined the Bearcats after a year at Jireh Prep in Matthews, N.C. ... ranked as the No. 9 player in Rivals.com's Top-25 prep rankings ... a three-star prospect by Rivals.com ... coached by Scott McConnell ... prepped at Howard HS in Wilmington, Del. ... played quarterback for Howard, throwing for 1,619 yards and 16 touchdowns, running for 541 yards and 13 TDs and catching 13 passes for 161 yards and two scores ... kicked off and punted as a senior ... averaged 34.4 yards per punt with a long kick of 52 yards ... was a three-year varsity basketball player who averaged 11.3 points per game and 8.4 rebounds per game as a senior ... averaged 6.7 points per game and 6.4 rebounds per game on Howard's State Championship squad in 2012-13 ... son of Latosha Tillman.

CAREER STATISTICS

	GP	UA	A	TOT	TFL	SCK	INT	PBU	FR	FF	BLK
2016	8	12	16	28	4.0-9
2017	6	7	8	15	2.5-6	.	1-2	2	.	.	.
TOTAL	14	19	24	43	6.5-15	.	1-2	2	.	.	.



73 • BLAKE YAGER

OL • 6-5 • 303 • Jr. • 1L • Fort Wayne, Ind./Carroll/Iowa Western

2017: Saw his first action for UC in 2017, playing in nine games... part of an offensive line unit which surrendered nine less sacks than it did a year ago, ranking in the top half of the league.

PRIOR TO UC: Came to UC in January 2017 and took part in spring football ... a two-star prospect by 247 and Scout ... 247 ranks him among the top-20 junior college offensive tackles nationally ... comes to UC after a season at Iowa Western CC ... played in seven games for the Reivers, who finished 6-6 on the season ... earned two letters in football for Coach Douglas Dinan at Carroll High School ... helped team to an 11-1 mark and the school's first-ever Northeast Hoosier Conference Championship as a senior ... helped the Chargers to the best record in school history as a senior ... helped team to three straight sectional titles ... all-conference as a junior and senior ... Indiana Football Coaches Association All-State as a senior ... originally signed with Ball State out of high school ... chose UC over East Carolina and West Virginia ... son of Matthew and Mandi Yager ... one of six siblings, has three brothers and three sisters ... cousin, Adam Anderson, played football at Hanover College ... born Oct. 2, 1996, in Honolulu, Hawai'i ... full name is Blake Matthew Yager.

PLAYER PROFILES



6 • PERRY YOUNG

LB • 5-11 • 215 • Jr. • 2L • Birmingham, Ala./Spain Park

2017: Started 11 of 12 games at the weakside linebacker spot ... did not start at Navy due to a targeting penalty suffered late in the second half at Miami [OH] ... finished the campaign as UC's second-leading tackler with 101 stops ... his 9.0 tackles for a loss led the team ... also had three PBUs, three passes defended, a forced fumble and recovery ... had five double-digit tackle games and tallied three or more stops in all 12 games ... had 3.0 tackles for a loss against Austin Peay and at Tulane ... opened the season with a career-high 17 tackles and a forced fumble against Austin Peay ... had double digit stops with 13 tackles and a fumble recovery against Marshall, 13 vs. SMU, 10 at Tulane and 10 vs. Temple.

2016: Talented and athletic true freshman saw action in all 12 games as a backup linebacker and special teamer ... his 42 tackles ranked among the top-8 on the team ... also had 1.5 tackles for a loss and a pass defended ... tallied two tackles against Houston and USF ... recorded three stops against East Carolina ... earned his first career start at Temple and had a career-high eight tackles, in the first half ... finished the game with a career-best 12 stops and 10 solo tackles ... returned the following week and had nine stops against BYU ... had four tackles at UCF ... closed out the season with nine stops at Tulsa.

PRIOR TO UC: Rated a three-star prospect by 247Sports and a two-star recruit by Scout ... Slotted as the No. 152 safety in the country by Scout, as well as the No. 73 overall player in Alabama ... Played for Shawn Raney at Spain Park High School ... Chose Cincinnati over Maryland, Tulane and Arkansas State, among others.

CAREER STATISTICS

	GP	UA	A	TOT	TFL	SCK	INT	PBU	FR	FF	BLK
2016	12	24	18	42	1.5-1	.	.	1	.	.	.
2017	12	56	45	101	9.0-34	.	.	3	1	1	.
TOTAL	24	80	63	143	10.5	.	.	4	1	1	.

EARLY ENROLEES



6 • BEN BRYANT

QB • 6-3 • 210 • Fr. • HS • La Grange, Ill./Lyons Township

Enrolled at UC in January 2018 and participated in spring football.

LYONS TOWNSHIP HS: Prepped for Coach Kurt Weinberg at Lyons Township HS outside of Chicago ... four-star prospect from ESPN.com and the No. 6 player in Illinois ... 247Sports.

com and Rivals.com list him as a three-star prospect and Rivals ranks him No. 26 QB in the 2018 class ... three-year varsity starter threw for over 5,000 yards and accounted for 59 TDs as a prep ... set passing records in every category at Lyons Township ... was a two-time West Suburban Silver Conference Offensive MVP and all-league selection and earned Suburban Life All-Area Team honors three times ... earned Illinois High School Football Coaches Association (IHSFCA) Class 8A accolades as a senior, along with WSS All-Conference honors and a spot on the Suburban Life All-Area team ... threw for 1,685 yards in 2017 with 18 touchdowns with just two interceptions ... in a 31-14 win over Oak Park, Bryant had 227 yards passing with a pair of rushing and passing TDs ... completed 59 percent of throws for 1,847 yards and 20 touchdowns in 2016 ... committed to the Bearcats over reported offers from Wisconsin, Georgia, Indiana, Ole Miss and West Virginia.



10 • CHARLES MCCLELLAND

RB • 5-11 • 188 • Fr. • HS • Homerville, Ga./Clinch County

Enrolled at UC in January 2018 and participated in spring football.

CLINCH COUNTY HS: A consensus three-star recruit who won a pair of state championships for Coach Jim Dickerson at Clinch County HS in Georgia ... ranked as one of the Top-50 athletes in the 2018 class ... tabbed as the 2017 Region 2-A Player of the Year and a RecruitGeorgia.com First-Team Class A Public All-State selection ... McClelland had 130 yards yards, a pair of rushing scores and 40 yards passing in a 21-12 Panthers win in the Georgia High School Association's Class A-Public State Championship ... named 2016 Region 2-A Player of the Year and earned all-state honorable mention from the Georgia Sports Writer's Association and Atlanta Journal Constitution after rushing for 1,574 yards, averaging 9.7 yards per carry, and 27 total touchdowns ... earned Honorable Mention Georgia Sports Writers Association All-State Football accolades in 2015 ... totaled rushed 22 times for 173 yards and one TD to lead Clinch County to a 24-7 win in the 2015 GHSA Class A Public Championship ... committed to UC over reported offers from Auburn, UCF, Kentucky and LSU.




51 • LORENZ METZ

OL • 6-9 • 303 • Fr. • HS • Neuötting, Germany/Kirchdorf Wildcats

Enrolled at UC in January 2018 and participated in spring football.

KIRCHDORF WILDCATS: Under the radar prospect with upside ... ran a reported 4.5 40-yard dash at 6-9 ... played for the Kirchdorf Wildcats in Kirchdorf am Inn, Germany, located in southern Bavaria ... saw action in 12 games in 2017, recording 48 tackles, six tackles for a loss and a sack ... led the team with seven stops against Ravensbg ... recorded his first sack against Albershsn ... had another seven stops against Fursty ... moved into the starting lineup against Nurenberg ... set a career best with 12 stops against Giessen ... had nine stops in a second matchup against Ravensbg ... chose UC over reported offers from Georgia Tech, UMass, UConn and Michigan.




19 • COLE SMITH

K • 5-11 • 188 • Fr. • HS • Middletown, Ohio/Middletown

Enrolled at UC in January 2018 and participated in spring football.

MIDDLETOWN HS: A three-star recruit by ESPN.com and a two-star prospect by 247Sports.com, Rivals.com and Scout.com ... 247Sports lists him as the No. 8 kicker in the 2017 class ... ChrisSailerKicking.com lists him as a five-star prospect ... strong-legged kicker also punted for the Middies ... earned First-Team All-Greater Miami Conference and Associated Press Second-Team All-Southwest District honors in 2016 ... finished 5-of-9 on field goals with a long kick of 42 yards and 11-of-11 on extra points in 2016 ... punted 47 times, averaging 37.4 yards per punt, with a long kick of 59 yards and 15 dropped inside the 20-yard line ... converted 24 of 30 extra points as a junior, converting 4-of-7 field goals with a long of 44 yards, a Middletown record ... lists formerUC kicker Andrew Gantz as one of his mentors ... raised money for the Kicking Hunger campaign sponsored by City Gospel Mission in Cincinnati, donating for each point he scored as a senior to benefit homeless and hungry in Middletown through the Hope House Mission ... coached by Chris Wells.

**42 • MALIK VANN**

DE • 6-4 • 270 • Fr. • HS • Fairfield, Ohio/Fairfield

Enrolled at UC in January 2018 and participated in spring football.

FAIRFIELD HS: Local standout prepped for Jason Krause at Fairfield HS ... a four-star prospect by ESPN.com and Rivals.com ... earned three stars from 247Sports.com ... ESPN tabbed

him as the No. 10 player in Ohio ... Rivals ranks him as the No. 12 player in Ohio and No. 15 strong side defensive end in the nation ... was an Ohio Prep Sportswriters Association Division I First-Team All-Ohio selection ... tabbed as the Defensive Player of the Year by the Greater Miami Conference, OPSA Southwest District and Journal-News ... Also a First-Team All-GMC and All-Southwest District honoree ... had 31 tackles, 6.5 sacks and two fumble recoveries, also running the ball 11 times for five touchdowns ... helped lead Fairfield to the OHSAA playoffs in 2017 with a 6-2 mark in GMC play ... in 2016, tallied 77 tackles, 15 tackles for loss and six sacks ... named First-Team All-GMC, First Team All-Southwest District, Special Mention All-Ohio and was a Cincinnati Enquirer Fall All Star ... was one of the top targets in the Midwest, choosing UC over offers from Alabama, Michigan State, Wisconsin, Tennessee and Oklahoma ... brother Marquise was a four-year standout at UConn from 2012-15.

NEWCOMERS

**27 • WILL ADAMS**

S • 6-0 • 190 • Fr. • HS • Cincinnati, Ohio/Mason

MASON HS: Prepped at Mason HS for Coach Brian Castner ... a 2017 Ohio Prep Sportswriters Association Honorable Mention Southwest All-District pick ... was a First-Team All-Greater Miami Conference selection at quarterback in 2017 ... finished 69-of-138 for 988 yards and nine TDs ... added another 417 yards and five TDs on the ground ... had a pair of interceptions

as a junior.

**33 • BLAKE BACEVICH**

DE • 6-4 • 242 • Fr. • HS • Cincinnati, Ohio/St. Xavier

ST. XAVIER HS: Three-star commit from 247Sports.com and Rivals.com played for Coach Steve Specht at St. Xavier HS in Cincinnati ... invited to play for the U.S. Under-19 National Team in International Bowl IX ... a first-Team All-Greater Catholic League selection and Second-Team Ohio Prep Sportswriters Association Southwest All-District ... recorded 54 tackles,

five sacks and an interception in 2017 ... had a season-high eight stops against Moeller Second-Team All-GCL honoree ... totaled 56 stops, 5.5 sacks and five fumble recoveries in the Bombers State Championship season in 2016 ... set his career high with nine tackles and a fumble return for a TD against Cleveland St. Ignatius in the OHSAA Division I State Championship game ... chose to play for the Bearcats over reported offers from Ball State, Bowling Green, Brown, Central Michigan, Eastern Kentucky, Eastern Michigan, Kent State, Miami, Ohio, Pittsburgh, Toledo, Western Michigan and Yale.

**74 • BLAKE BAMMANN**

LS • 6-2 • 233 • Fr. • HS • Lexington, Ohio/Lexington

LEXINGTON HS: Two-year starting long snapper for Coach Taylor Gerhardt ... also played offensive line and defensive line for the Minutemen.

**45 • TINASHE BERE**

LB • 6-1 • 235 • Sr. • TR • Cincinnati, Ohio/Sycamore/Duke

Graduate transfer returns to his hometown for his final season after earning a degree in sociology from Duke ... three-year letterwinner played in 17 career games for the Blue Devils, making six starts ... compiled 71 tackles, 4.5 TFL, 1.5 sacks, one caused fumble, one fumble recovery and two QB pressures ... missed most of the 2016 and 2017 seasons due to a knee injury ... played 604 career snaps ... posted 11 games with 4+ tackles including a career-high 10 stops against Georgia Tech in 2015.

PRIOR TO UC: 2017 (Duke): Played in the final two games of the year, at Wake Forest and against Northern Illinois in the Quick Lane Bowl ... on the field for 10 snaps ... **2016**

(Duke): Played in four games before suffering season-ending knee injury in Week 4 at Notre Dame ... underwent surgery on September 28 to repair torn right lateral meniscus ... recorded 13 tackles and one fumble recovery ... had five stops in the victory at Notre Dame ... logged four stops and one fumble recovery against N.C. Central ... on the field for 125 snaps ... **2015 (Duke):** Honorable mention Freshman All-America selection

by both Campus Insiders and College Football News ... Academic All-ACC selection ... played in 11 games with six starts ... did not play in games versus Miami and Indiana ... earned starting assignments against Georgia Tech, Boston College, Army West Point, Virginia Tech, Pittsburgh and Wake Forest ... recorded 58 tackles, 4.5 TFL, 1.5 sacks, one caused fumble and two QB pressures ... finished fifth on the team in total tackles ... in the ACC, ranked third among all freshmen and first among rookie LBs in tackles per game (5.27) ... carded 4+ tackles in nine games including a season-high 10 stops in the win over Georgia Tech ... at Virginia, posted seven tackles including 3.0 TFL, 0.5 sack and one caused fumble ... the 3.0 TFL against the Cavaliers matched the second-highest single-game total by a Duke freshman ... logged six tackles in victories over Boston College, Army West Point and Virginia Tech ... on the field for 469 snaps ... **2014 (Duke):** Did not see game action ... recipient of the Sonny Falcone Iron Duke Award, a team honor presented annually to one offensive player, one defensive player and one player in the developmental program for their year-round commitment to strength training and conditioning ... **SYCAMORE HS:** Four-year letterman at Sycamore under Scott Dattilo ... listed as the No. 41 middle linebacker in the country by Scout.com ... charted as the No. 44 inside linebacker in the nation by 247Sports.com ... helped squad to four-year ledger of 29-13 with a pair of state playoff berths ... in senior season, carded 75 tackles, four sacks, four caused fumbles, two fumble recoveries and one INT ... named the Greater Miami Conference Defensive Player of the Year following senior campaign ... also tabbed to the Cincinnati Enquirer All-Star team ... as a junior, totaled 85 tackles, seven TFL and three sacks ... three-time All-Greater Miami Conference selection ... also participated in track and field and wrestling.

PLAYER PROFILES



76 • DINO BOYD

OL • 6-4 • 300 • Sr. • TR • Newark, N.J./West Side/Rhode Island

Grad transfer joined the Bearcats in the summer of 2018 after four years at Rhode Island ... started 22 games at left tackle for the Rams, including all 11 games in 2017.

PRIOR TO UC: 2017 (Rhode Island): Started all 11 games at left tackle ... helped the team average 101.2 rushing yards

per game ... part of a line protection that allowed Liberty signal caller JaJuan Lawson to complete .597 percent of his passes, the fourth-best single-season percentage in team history ... protection helped Rams pass for 2,573 yards, the eighth highest single-season total in team history ... RIU tallied 416 total yards of offense against Villanova (11/18), gained 209 yards and two touchdowns on the ground at Albany (10/28) and rushed for 100 or more yards on seven occasions ...

2016 (Rhode Island): played in all 11 games, making nine starts at left tackle ... blocked for a ground game that ran for 90 yards and one score against Towson (11/19) ... the Rams rushed for a season-high 226 yards and two touchdowns at Elon (11/12) ... URI ran for a season-high 180 yards and three touchdowns against Brown (10/1) ... closed out the season with a pair of starts against Albany and Kansas which saw the Rams rush for 146 yards and 170 yards, respectively, while surrendering only one sack in both games ... **2015 (Rhode Island):** Redshirted ... **2014 (Rhode Island):** Appeared in six games, starting two games at left tackle ... made his collegiate debut with a start at left tackle at Villanova (10/11) ... helped Rams rush for 137 yards and 4.6 yards per carry at Richmond (10/18) ... part of line effort that helped Rhode Island rush for 200+ yards in back-to-back games against New Hampshire (208 on Nov. 8) and at Stony Brook (211 on Nov. 15) ... **WEST SIDE HS:** All-Essex County lineman who helped lead West Side High to the New Jersey State playoffs.




94 • CHASE BROWN

DT • 6-1 • 225 • Fr. • HS • Chardon, Ohio/NDCL

NDCL: Prepped at Notre Dame-Cathedral Latin outside of Cleveland for Coach Andrew Mooney ... Cleveland.com lists him with 76 tackles, including 49 solo stops, 16 tackles for a loss and 5.0 sacks in 2017 ... named 2016 Associated Press Division IV Second-Team All-Northeast Lakes District ... helped lead the Lions to the Division IV regional final ... racked up 70 tackles and four sacks as a junior ... also played basketball.

9 • ARQUON BUSH

CB • 6-0 • 180 • Fr. • HS • Euclid, Ohio/Euclid



EUCLID HS: Two-way standout prepped for Coach Jeff Rotsky at Euclid HS in Cleveland ... earned a three-star ranking from 247Sports.com and ESPN.com ... listed as the top cornerback in Ohio by 247 ... ESPN ranks him as one of the Top-45 players in Ohio and Top-100 corners in the 2018 class ... helped lead the Panthers to a 9-3 mark and a playoff appearance in 2017

... named Second-Team Northeast Ohio Lakes District and earned a spot on the News Herald All-Star Team ... had 17 tackles, nine pass break ups, two forced fumbles and an interception as a senior ... tallied 160 yards receiving with a pair of scores ... as a junior, earned OHSAA First-Team All-Ohio, First-Team All-Greater Cleveland Conference and was a Cleveland.com All-Star ... Panthers finished 7-4 and made the playoffs for a second straight year ... compiled 52 tackles, 13 passes defended and five interceptions ... averaged 22 yards per punt return and scored five times ... named Euclid's Special Teams Player of the Year ... chose UC over reported offers from Kentucky, Michigan State, Purdue and Rutgers.



74 • JEREMY COOPER

OL • 6-4 • 315 • Fr. • HS • Mount Carmel, Ill./Mount Carmel

MOUNT CARMEL HS: Two-way starter as a junior and senior in the trenches for the storied Caravan program and Coach Frank Lenti ... a three-star prospect by 247Sports.com and ESPN.com ... ESPN ranks him as one of the Top-30 players in the state ... named to the Chicago Sun-Times All-Area Team and was a Chicago Catholic League All-Conference Blue Division selection ... named the Mt. Carmel Outstanding Defensive Lineman in 2017 ... played on an offensive unit which averaged 30 points per game ... invited to play in the 2018 Blue-Grey All-American Bowl in Jacksonville ... chose the Bearcats over reported offers from 10 schools, including Yale and Northern Illinois.

29 • ALEX DOWDS

RB • 5-11 • 185 • Fr. • HS • Alexandria, Ky./Campbell County


CAMPBELL COUNTY HS: Prepped for Coach Stephen Lickert at Campbell County HS in Northern Kentucky ... tabbed as the Kentucky Football Coaches Association Class 6A District 6 Player of the Year ... named to the 2017 Northern Kentucky Football Coaches All-Star Team First-Team Offense at running back ... one of the Top-5 rushers in Northern Kentucky in 2017 ... averaged 8.5 yards per carry as a senior, toting the ball 200 times for 1,690 yards and 20 TDs ... also hauled in 21 receptions for 247 yards and a TD ... carried the ball 25 times for 384 yards and four touchdowns against Conner ... had runs of 97, 81 and 74 yards and went over the 400-yard mark of total offense with three receptions for 40 yards ... in 2016, rushed for 685 yards and nine touchdowns ... caught 16 passes for 95 yards and two TDs.



84 • WYATT FISCHER

WR • 6-0 • 205 • Fr. • HS • Mount, Ohio/Western Brown

WESTERN BROWN HS: Played for Coach Don Sizer at Western Brown HS in Mount Orab ... tallied 3,600 receiving yards as a prep on 227 catches for 33 TDs ... named a 2017 Division II First-Team All-Ohio and First-Team Southwest All-District selection at receiver by the Ohio Prep Sportswriters Association ... led the Southern Buckeye Athletic and Academic Conference with 82 receptions for 1,175 yards and nine touchdowns ... averaged 14.3 yards per catch and rung up six 100-yard games, including a season best 181 yards on 10 catches against New Richmond ... recorded a season-high 15 receptions against Wilmington ... SBAAC First-Team All-Star ... caught 79 balls for 1,301 yards and 13 TDs in 2016, earning First-Team All-SBAAC and Honorable Mention All-City honors ... had 66 catches for 1,124 yards and 11 TDs in 2015, snagging First-Team All-SBAAC accolades.



58 • DARIUS HARPER

OL • 6-7 • 325 • So. • TR • Springfield, Ohio/Springfield/Miami (OH)

Transferred to UC after playing two years of basketball at Miami (OH) ... will sit out the 2018 season to satisfy NCAA transfer regulations.


PRIOR TO UC: Played in 36 games on the hardwood for the RedHawks ... three-star OT prospect who ranked as the No. 32 player in Ohio for the class of 2016 ... averaged 2.5 ppg and 1.9 RPG ... **SPRINGFIELD HS:** Two-year varsity starter at offensive tackle for Coach Maurice Douglass ... four-year basketball letterwinner at center ... named to Ohio District All-Star Team after helping lead team to District Championship in 2015 ... named Second-Team All-GWOC in 2016 ... averaged 10.4 ppg, 8.2 rpg and 1.8 bpg as junior.

**18 • MEECHI HARRIS**

WR • 6-0 • 194 • Fr. • HS • Xenia, Ohio/Xenia

XENIA HS: Consensus three-star recruit who prepped for Coach Trace Smitherman at Xenia HS outside of Dayton ... ranked as a Top-20 player in Ohio by 247Sports.com ... four-year varsity player at receiver, returner and punter ... earned Greater Western Ohio Conference All-South Division ... Buccaneers switched from a spread to a triple option offense in

2017 ... Harris had 19 receptions for 391 yards and 4 TDs ... averaged 20.6 yards per catch as a senior ... also scored a rushing TD and averaged 21.2 yards per return on nine kickoffs ... had a 54-yard punt return and punted 14 times, averaging 31.4 yards per pick with a long boot of 40 yards ... averaged 19.9 yard per touch as a junior on his way to Associated Press Second-Team All-Ohio, First-Team All-GWOC and First-Team All-GWOC South Division honors ... caught 41 passes for 663 yards including 10 touchdowns and also returned four kicks for scores ... also played basketball and scored 8.2 points and grabbed 6.1 rebounds per game for the Buccaneers in 2016-17 ... in 2015, tallied 25 receptions for 333 yards and five TDs ... chose UC over reported offers from almost 20 schools, including Kentucky, Michigan State, West Virginia, Wisconsin and Iowa.

**3 • JA'VON HICKS**

S • 6-2 • 197 • Fr. • HS • Cincinnati, Ohio/Colerain

COLERAIN HS: Two-way player for Coach Tom Bolden at Colerain HS ... rated with three stars by 247Sports.com and Rivals.com ... both services rank him among the Top-60 players in Ohio ... during his three years on the varsity squad, the Cardinals had a 34-6 mark, three Greater Miami Conference Championships and two berths in the OHSAA Final Four ... won Ohio

Prep Sportswriters Association 2017 First-Team All-Ohio honors and was tabbed as a First-Team All-GMC selection at defensive back ... hauled in 11 receptions for 159 yards and three TDs ... averaged 11.4 yards per punt return, finishing in the end zone once ... totaled 30 tackles and four interceptions with a pair of INT returns for a TD ... as a junior, was tabbed as a Second-Team All-GMC honoree at wide receiver ... led the Cardinals in receiving with 15 catches for 344 yards and 4 TDs ... totaled five catches for 137 yards and two scores as a sophomore in 2015 ... chose the Bearcats over reported offers from Bowling Green, ECU and Kent State.

25 • TYLER INLOES

P • 5-10 • 205 • Fr. • HS • Lebanon HS/Lebanon

PRIOR TO UC: Prepped at Lebanon HS for Coach Shawn Lamb ... tabbed as a First-Team All-Greater Western Ohio Conference West Division selection at kicker ... punted 48 times for 1,725 yards, an average of 35.9 yards per boot ... had a long punt of 76 yards with 15 dropping inside the 20 and only one touchback ... rushed for 253 yards on 45 attempts with four TDs ... hauled in four receptions for 58 yards ... had a season-high 98 yards against Stebbins and also rushed for 60 yards in the season opener against Kings ... HS teammate of fellow UC freshmen Jake Tewart and Colin Truett ... Second-Team All-GWOC National League honoree in baseball ... batted .342 on the season with two home runs, six doubles, 17 RBIs and 16 runs scored.


**21 • JAYSHON JACKSON**

WR • 5-10 • 165 • Fr. • HS • Chicago, Ill./Simeon

SIMEON CAREER ACADEMY: Played for Coach Dante Culbreath at Simeon Career Academy in Chicago ... a composite three-star recruit who was ranked as the No. 19 player in Illinois by Rivals.com ... earned a spot on the 2017 Chicago Sun-Times All-Public League Football Team ... played quarterback, wide receiver, running back, cornerback and safety at different

times ... also runs track for the Wolverines ... tabbed as one of the Top-10 wideouts and Top-50 players in Chicago prior to the 2017 season by the Sun-Times ... named to the 2016 Sun-Times All-Public League Football Team ... also a consensus All-City,

All-conference and EDGYTIM All-State player in 2016 ... chose UC over reported offers from Ball State, Central Michigan, Eastern Michigan, Miami (Ohio) and Western Michigan.

**14 • CAMERON JEFFERIES**

CB • 5-10 • 188 • Jr. • TR • Painesville, Ohio/Riverside/Bowling Green

Joined the Bearcats as a graduate transfer in August 2018 ... earned his bachelor's degree at Bowling Green in just over two years ... will enroll as a graduate student in marketing at UC ... has two years of eligibility remaining ... coached by current UC corners coach Mike Mickens at Bowling Green.

PRIOR TO UC: 2017 (Bowling Green): Saw action in nine games, starting seven ... tallied 36 tackles, including 28 solo stops ... had one interception with an eight-yard return at Kent State ... Also had seven passes defended, six pass break-ups, a tackle for a loss and a fumble recovery for 46 yards ... posted a career-high 10 tackles in the season opener at Michigan State ... also ran back a fumble 46 yards for a score against the Spartans ... have four or more tackles in five games. 2016 (Bowling Green): Played in all 12 games, starting five times ... Had 18 tackles, 13 of which were solo ... Posted three pass break-ups ... Had a season-high five tackles against Middle Tennessee ... Eight of his 18 tackles and two of his three pass break-ups came during the team's three-game win streak to close the season. High School: Was a three-year varsity starter for coach Dave Bors at Riverside High School ... also lettered in basketball and track ... was a two-time captain in both football and track ... compiled 17 wins and a conference championship in his three seasons on the Beavers varsity football team ... helped Riverside to a conference championship in 2013 ... was named All-Ohio, All-Region, All-District and All-Conference as a senior ... honored with All-District, All-County and All-Conference honors in 2014 ... totaled over 3,000 career all-purpose yards ... registered more than 1,000 career rushing and receiving yards, and totaled more than 800 return yards ... had 110 total career tackles, four interceptions and seven forced fumbles ... also registered seven sacks and blocked three kicks in his career ... earned an academic letter in all four years at Riverside High School ... was a state qualifier in the long jump, winning the district meet and finishing fourth at regionals ... son of Steven and Christina Jefferies ... father played basketball and ran track at California University of Pennsylvania ... born March 13, 1998 ... has one brother, Christopher, and a sister, Valerie ... brother played basketball at Heidelberg.

**16 • JOHN KELLER**

QB • 6-1 • 192 • Fr. • HS • North Canton, Ohio/Hoover

HOOVER HS: Was a three-year starter under center at North Canton Hoover for Coach Brian Baum ... earned Second-Team All-Northeast Inland District honors in 2017 ... racked up 2,300 all-purpose yards and scored 24 touchdowns as a senior ... a 2016 Associated Press Honorable Mention All-Northeast Inland District selection ... finished 108-of-187 for 1,173 yards and nine touchdowns ... also played basketball.

**98 • MYCHAL KEYS**

DE • 6-4 • 238 • Fr. • HS • Columbus, Ohio/Marion-Franklin

MARION-FRANKLIN HS: Columbus-area prep played at Marion Franklin HS for Coach Brian Haffele ... tabbed for 2017 Ohio Prep Sportswriters Association Division III First-Team All-Central District accolades and Columbus Dispatch Special Mention All-Metro honors ... named the top scholar athlete in the Columbus City League South by the Columbus Chapter of the National Football Foundation ... one of 15 nominees for the Maggied-Romanoff Award from the Columbus NFF ... a 2016 Associated Press Second-Team All-Central District honoree ... also played basketball.

PLAYER PROFILES



20 • AULDEN KNIGHT

WR • 5-9 • 162 • So. • TR • Akron, Ohio/Copley/Hampton

PRIOR TO UC: 2017 (Hampton): Caught 28 balls for 601 yard and six TDs ... had a pair of multiple TD games, catching four for 172 yards and a pair of scores against Delaware State and five receptions for 106 yards and two TDs against Livingstone ... had five catches for 91 yards at Bethune-Cookman ... also returned kicks and punts for the Pirates ... **2016 (Hampton):**

Redshirted ... spent a prep year at the Atlanta Sports Academy in 2015 before signing with Hampton in 2016 ... **COPLEY HS:** Associated Press Division II Second-Team All-Ohio and AP First-Team All-Northeast Inland District honoree in 2014 ... rushed 196 times for 1,646 yards and 16 touchdowns as a senior ... averaged 8.4 yards per carry ... had 721 yards rushing and 6 touchdowns on only 95 carries in 2013 ... also a sprinter on the track team.



47 • NATE LAWLER

LB • 6-4 • 222 • Fr. • HS • Dresden, Ohio/Tri-Valley

TRI-VALLEY HS: Prepped at Central Ohio's Tri-Valley HS for Coach Justin Buttermore ... helped lead the Scotties to the OHSAA Division III State Championship game in 2017 and the school's first regional championship ... part of a team who won four-straight Muskingum Valley League titles ... an Ohio Prep Sportswriters Association Division III First-Team All-Ohio

selection and the OPSWA Eastern District Division III Defensive Player of the Year and First-Team All-Eastern District... tabbed as the MVL Linebacker of the Year and a First-Team All-MVL honoree ... a MaxPreps.com Second-Team All-Ohio selection at linebacker ... played through a shoulder injury most of the season, recording 74 tackles, including 41 solo stops and 7.0 tackles for a loss.




52 • DAESHON MARTIN

DT • 6-1 • 258 • Fr. • HS • Akron, Ohio/Hoban

HOBAN HS: Helped lead Coach Tim Tyrrell's Hoban squad to three straight Ohio High School Athletic Association (OHSAA) State Championships, earning the Division III crowns in 2015 and 2016 and the Division II title in 2017 ... Knights also earned a North Coast League Blue Division titles in 2016 and 2017 ... pegged as a three-star prospect by 247Sports.com, ESPN.com

and Rivals.com ... ESPN ranks him among the Top-40 players in Ohio and Top-100 defensive ends in the country ... holds the Hoban career sacks record ... recorded 65 tackles, 46 tackles for loss and 15 sacks as a senior ... was tabbed as Cleveland.com All-Star, an Ohio Prep Sportswriters Association First-Team Division II All-Ohio honoree, earned a spot on the OPSWA's Northeast Inland District First Team and was named a 2017 Akron Beacon Journal All-Star ... earned first team All-District honors and All-Ohio Special mention in 2016 ... joins HS teammate Jabari Taylor on the UC roster ... chose UC over reported offers from Pittsburgh, Rutgers and Boston College.




50 • DYLAN O'QUINN

OL • 6-4 • 310 • Fr. • HS • Millbury, Ohio/Lake

LAKE HS: Three-star prospect played tight end and defensive end for Coach Mark Emans at Lake HS outside of Toledo ... ranked as one of the Top-70 players in Ohio by 247Sports.com ... named Ohio Prep Sportswriters Association Third-Team Division V All-Ohio, Special Mention All-Toledo Blade, First-Team All Northwest District and Second-Team All-Northern

Buckeye Conference ... played defensive end and tight end ... played quarterback until his sophomore year ... also played basketball and baseball ... earned Second-Team All-NBC honors as a junior ... chose UC over offers from Western Michigan, Toledo, Eastern Michigan and Indiana State.




44 • MICK OAKES

TE • 6-4 • 225 • Fr. • HS • Cincinnati, Ohio/Indian Hill

INDIAN HILL HS: Two-way player at Indian Hill HS for Coach Tony Arcuri ... a 2017 team captain for the Dogmen ... named Cincinnati Hills League Athlete of the Year on defense and a First-Team All-CHL selection at LB ... named as the Ohio Division IV Anthony Munoz Foundation Offensive Lineman of the Year ... tabbed as the Cincinnati Enquirer's Division IV

Defensive Player of the Year and a 2017 fall all-star ... helped lead a defense which allowed just 13.2 points per game during the regular season ... led the CHL in tackles [143] and finished third in the conference in sacks [7.5] ... tallied a career-high 25 tackles against Wyoming on Oct. 27 ... finished 2016 with 48 total tackles and 6.0 sacks ... had a season-best seven stops against Alter ... a two-time honorable mention All-CHL pick in 2015 ... totaled 51 tackles and 2.5 sacks, including a season-best effort with 10 tackles against Little Miami ... father Patrick played OL for the Bearcats and lettered from 1993-95.



12 • ALEC PIERCE

WR • 6-3 • 205 • Fr. • HS • Glen Ellyn, Ill./Glenbard West

GLENBARD WEST HS: Two-way player for coach Chad Hetlet at Glenbard West ... 247Sports.com ranks him as a three-star prospect and the No. 24 player in the state of Illinois ... helped lead Glenbard West to a West Suburban Silver Conference Championship ... tabbed as an Illinois High School Football Coaches Association (IHSFCA) Class 8A selection, a spot on

the DuPage County All-Area Team, Suburban Life All-Area team, MVP of the West Suburban Silver in 2017 and a first-team all-league selection ... had 25 receptions for 372 yards and five TDs ... also added three sacks, four interceptions and returned punts ... named MVP of the West Suburban Silver ... Chicago Sun-Times tabbed him as one of its Top-10 receivers entering the 2017 campaign ... multiple-sport athlete as a prep who played football, volleyball, basketball along with running track ... part of a Glenbard West IHSFCA Class 8A state semifinal squad in 2016 ... earned Illinois HS Football Coaches Association First-Team All-State Class 8A honors, DuPage County football All-Area team and All-West Suburban Silver honors ... averaged nearly 30 yards on his 28 catches, seven which went for TDs ... chose the Bearcats over a reported list of almost 20 offers, including Illinois, Minnesota, Missouri and Wisconsin.




14 • YANEZ ROGERS

WR • 6-2 • 180 • Fr. • HS • Pompano Beach, Fla./Pompano Beach

POMPANO BEACH HS: A 247Sports.com three-star commit prepped for Coach Calvin Davis at Blanche Ely HS in Pompano Beach, Florida ... from the same HS program as current UC WR Thomas Geddiss ... Miami Herald tabbed Rogers as one of the Top-25 recruits from Broward County in the 2018 class

... dynamic, athletic player flashed at three positions, quarterback, wide receiver and defensive back ... earned Sun-Sentinel Broward 8A-6A honorable mention accolades ... also played basketball ... earned a spot on the Miami Herald's Honorable Mention All-Broward 9A-7A basketball squad in 2016-17 ... committed to UC over reported offers from Temple, UCF and USF.



21 • MYJAI SANDERS

DE • 6-5 • 233 • Fr. • HS • Jacksonville, Fla./Camden County

CAMDEN COUNTY HS: Composite three-start recruit who prepped at Camden County HS for Coach Bob Sphire during his senior season ... ESPN.com ranks him among the Top-75 defensive ends in the 2018 class ... earned a spot on the All-Region 1-7A First Team at DL ... named to the Brunswick News' Coastal Georgia All-Area Football Team at OLB ... had

39 tackles, three sacks and seven quarterback hurries ... also tipped an interception to himself and returned it for a touchdown against Tift ... played two years at Raines HS in Jacksonville, Florida for Coach Deran Wiley ... tabbed as an All-Gateway Conference selection in 2016 ... recorded 40 tackles, five TFL's and three sacks in just nine games as a junior ... chose UC from a list of nearly 20 reported offers, including Kentucky, UCF and USF.

98 • GRANT SIMON

K • 6-0 • 170 • Fr. • HS • Columbus, Ohio/Olentangy Orange

OLENTANGY ORANGE HS: Played for Coach Zebb Schroeder at Olentangy Orange HS outside of Columbus ... a 2017 Ohio Prep Sportswriters Association Second-Team Division I All-Ohio selection at kicker ... OPSWA First-Team All-Central District kicker ... had nine field goals and finished 42-for-47 on extra-point attempts ... averaged 55 yards per kick off ... raised money for Kick It for Kids Cancer program while a prep ... also a longtime soccer and baseball player.



11 • LEONARD TAYLOR

TE • 6-5 • 255 • Fr. • HS • Springfield, Ohio/Springfield

SPRINGFIELD HS: Composite four-star recruit prepped for Coach Moe Douglass at Springfield HS ... athletic talent played both quarterback and defensive end ... ESPN.com ranks him at No. 181 in their ESPN 300, the No. 5 player in the state of Ohio and the No. 20 defensive end in the 2018 class ... was a 2017 Ohio Prep Sportswriters Association Southwest Second-Team

All-District selection at quarterback and a First-Team All-Greater Western Ohio Conference selection at defensive end ... totaled 35 tackles, 4.0 sacks and two fumble recoveries at DE ... finished 130-of-231 for 1,759 yards and 15 TDs at quarterback ... also averaged over three yards per rush with eight scores ... was 15-of-19 for 245 yards and four TDs against Beavercreek ... tabbed First-Team All-GWC and GWC East Division in 2016 ... recorded 44 total tackles with 3.0 sacks, two interceptions, including one for a TD, a forced fumble and recovery as a junior ... passed for 734 yards and eight TDs and ran for another nine scores on offense ... finished with five offensive TDs on offense and 28 tackles and three sacks on defense as a sophomore ... also a standout basketball player ... committed to UC over reported offers from Louisville, Pittsburgh and Texas A&M.



38 • JAKE TEWART

CB • 5-11 • 165 • Fr. • HS • Lebanon, Ohio/Lebanon

LEBANON HS: Prepped at Lebanon HS for Coach Shawn Lamb ... earned Journal-News First-Team All-Area Football honors ... was an Ohio Prep Sportswriters Association Division I All-Southwest District honorable mention selection ... also a First-Team All-National West Division at defensive back in 2017 ... tallied 21 tackles and a pair of interceptions during his

senior campaign ... averaged 21.9 yards per kickoff return, including an 88-yard return for a TD against Beavercreek ... had 15 receptions for 120 yards and 2 TDs on offense ... in 2016, was in on 40 total tackles, had an interception, amassed 451 total return yards and caught seven passes ... HS teammate of fellow UC signees Tyler Inloes and Colin Truett.



5 • TAVION THOMAS

RB • 6-2 • 235 • Fr. • HS • Dayton, Ohio/Dunbar

DUNBAR HS: A composite three-star recruit who is one of the top power backs in the Midwest ... ranked as the No. 18 running back in the nation and No. 13 player in the state of Ohio's 2018 class ... an Ohio Prep Sportswriters Association First-Team Division III All-Ohio selection, Thomas helped lead Dunbar to the Division III, Region 12 semifinals after rushing for 1,663 yards with 24 touchdowns during the regular season ... took part in a pair of postseason showcases, the 12th annual Offense-Defense All-American Bowl, also called The 88, in New Orleans, Louisiana

and International Bowl IX in Arlington, Texas ... as a junior Thomas was first team Division IV All-Ohio, first team D-IV All-Southwest District and the Southwestern Ohio Public League offensive player of the year ... also played basketball and ran track at Dunbar and anchored the 2017 State Championship 4x100-meter relay team ... chose UC from a list of reported offers which included Alabama, Ohio State, Oklahoma and Tennessee.



41 • COLIN THURMAN

RB • 5-10 • 200 • Fr. • HS • Cincinnati, Ohio/Moeller

MOELLER HS: Played for Coach John Rodenburg at Archbishop Moeller HS ... ranked among the Top-115 players in Ohio and a Top-120 back overall in the class of 2018 ... earned 2017 Second-Team All-Greater Catholic League honors ... rushed 116 times for 533 yards and four TDs as a senior ... tallied 138 yards and two TDs at Cleveland St. Ignatius and toted for 120


yards and a score against Lafayette [Ky.] ... had three 100-yard games as a junior, averaging 59.6 yards per game and 4.3 yards per carry ... led the GCL-S in rushing with 596 yards on 140 attempts ... had four scores along with 13 catches for 98 yards and a touchdown ... grandfather, Eddie Beamon was a Parade All-American at Withrow HS and a two-time Big Ten All-Star at Ohio State.



59 • COLIN TRUETT

OL • 6-3 • 270 • Fr. • HS • Lebanon, Ohio/Lebanon

LEBANON HS: Prepped at Lebanon HS for Coach Shawn Lamb ... was a First-Team All-National West Division at offensive line in 2017 ... part of an OHSAA Division I, Region 4 playoff team in 2016 ... HS teammate of fellow UC signees Tyler Inloes and Jake Tewart.



13 • TY VAN FOSSEN

LB • 6-2 • 218 • Fr. • HS • Columbus, Ohio/St. Francis De Sales

ST. FRANCIS DE SALES HS: Prepped for Coach Ryan Wiggins at the standout St. Francis DeSales program in Columbus ... consensus three-star prospect was named Division-III First Team All-Ohio and All-Central District by the Ohio Prep Sportswriters Association and was a Columbus Dispatch First-Team All-Metro selection ... ESPN.com ranks him as one of the Top-

50 players in Ohio ... had a team-high 90 tackles and a team-leading 16 tackles for a loss, two sacks, three forced fumbles, three fumble recoveries and an interception for a touchdown ... led DeSales in tackles for the second-straight season ... also played tight end and fullback ... second Team All-Central District ... First Team All-Central Catholic League ... started all 14 games at linebacker and eight games at fullback ... led the Stallions in tackles [92] and tackles for loss [26.5] ... recorded four sacks, one interception and a forced fumble ... caught five passes for 139 yards [27.8 avg.] with a touchdown ... rushed for 19 yards with a touchdown [Akron Hoban] ... recorded his first career touchdown on a 60-yard reception against Trenton Edgewood ... led the team or was tied for most tackles in a game five times ... registered 3 tackles for a loss or more in five games ... recorded two safeties against Bishop Watterson ... credited with a career high 12 tackles against Akron Hoban ... started ten games at linebacker in 2015 ... recorded 49 tackles, four sacks, two forced fumbles, two interceptions ... led the team with five pass break-ups ... finished third on the team with 14 tackles for loss ... played at the same HS as UC Head Coach Luke Fickell ... chose UC over reported offers from Boston College, Miami [Ohio], Rutgers and Toledo.


PLAYER PROFILES



66 • ETHAN VOELKER

OL • 6-5 • 300 • Fr. • HS • Cleves, Ohio/Taylor

PRIOR TO UC: Played for Coach Mark Miller at Taylor HS ... Second-Team All-Cincinnati Hills League selection as a senior ... also threw the shot put during track and field season.



15 • TAJ WARD

CB • 6-0 • 180 • Fr. • HS • Solon, Ohio/Solon


OLON HS: A consensus three-star prospect played at Solon HS outside of Cleveland for Coach Jim McQuaide ... tabbed as the No. 2 cornerback in Ohio by 247Sports.com ... recorded 19 tackles, an interception and fumble recovery as a senior ... also had 17 receptions for 150 yards ... helped the Comets win the Greater Cleveland Conference and reach the OHSAA Division I playoffs in 2016 ... earned First-Team All-Greater Cleveland Conference and Honorable Mention Associated Press All-Ohio honors ... had 13 tackles, including a tackle for a loss and an interception ... offensively, totaled 32 receptions for 462 yards and four TDs, averaging 14.4 yards per reception with a long catch of 61 yards ... chose UC over reported offers from Boston College, Iowa State, Kentucky, Minnesota and Pittsburgh.



81 • JOSH WHYTE

TE • 6-6 • 238 • Fr. • HS • Cincinnati, Ohio/La Salle


LA SALLE HS: Was a standout prep at La Salle HS for Coach Pat McLaughlin and Coach Jim Hilvert ... a three-star prospect ranked as one of the Top-10 tight ends in the 2018 class and Top-14 players in Ohio ... La Salle had a 50-8 record with three Ohio High School Athletic Association Division II titles while Whyte was a prep ... led the Lancers and ranked fourth in the GCL South in 2017 with 37 receptions for 442 yards and three TDs ... tabbed for First-Team Division II All-Ohio and First-Team All-Southwest District Division II honors by the Ohio Prep Sports Writers Association ... also earned First-Team All-GCL South honors ... led the Lancers and ranked fourth in the GCL South in 2017 with 37 receptions for 442 yards and three TDs ... earned First-Team All-GCL South honors ... caught 40 passes for 546 yards and six touchdowns during his junior season as he helped the Lancers capture their third-consecutive state title ... earned First-Team All-GCL-South honors ... chose UC from over 30 NCAA FBS offers, including Auburn, Georgia, Indiana, Kentucky, Louisville, Tennessee and Wisconsin.



97 • ZANE WILSON

DE • 6-5 • 220 • Fr. • HS • Georgetown, Ky./Scott County

SCOTT COUNTY HS: Played for Coach Jim McKee at Scott County HS in Georgetown, Kentucky ... tallied 25 tackles, including seven for a loss, six passes defended, two interceptions and a sack for the Cardinals in 2017 ... as a junior in 2016, recorded 32 tackles, seven for a loss, three QB hurries, two passes defended, 1.5 sacks and a blocked kick.



71 • COLIN WOODSIDE

OL • 6-5 • 307 • Fr. • HS • Lancaster, Ohio/Fairfield Union

FAIRFIELD UNION HS: Consensus three-star recruit who prepped for his dad Ray Woodside at Fairfield Union HS in Lancaster, Ohio ... a three-star recruit who's ranked among the Top-70 players in Ohio according to 247Sports.com ... was a First-Team All-Ohio Division IV selection by the Ohio Prep Sports Writers Association, the Southeast District Defensive Player of the Year, as well as a First-Team All-Mid-State League and a First-Team All-Southeast District selection ... was the MSL Buckeye Lineman of the Year and a First-Team All-MSL Buckeye honoree ... named the 2017 Eagle-Gazette Defensive Player of the Year, finishing with 65 tackles, 15 tackles for loss, 11 sacks and five pass deflections ... played for the Blue squad in the Blue-Grey All-American Bowl in Dallas ... also a standout basketball player who is a four-year varsity start ... Woodside went over the 1,000-point plateau for his career in 2016-17 and is poised to become the Falcons all-time leading scorer ... Fairfield Union went 14-0 in the Mid-State League-Buckeye Division a year ago and won their first-ever district championship ... father Ray was a four-year letterwinner at UC (1990-93) who earned All-Independent FB Alliance honors at offensive guard in 1993 ... chose UC over reported offers from Ball State, Eastern Kentucky, Miami (Ohio) and Ohio.



2018 CINCINNATI FOOTBALL



COACHES & STAFF

COACHING STAFF

LUKE FICKELL

HEAD COACH • SECOND YEAR • OHIO STATE '97

Veteran defensive coordinator and Ohio native Luke Fickell was named the University of Cincinnati's 42nd football head coach in December 2016.

The 18-year veteran of the FBS coaching ranks took the reins of the UC program after spending 15 years at his alma mater, Ohio State.

Fickell was hired on Dec. 10, 2016 and in the span of less than eight weeks, he hired a staff and put one of the top recruiting classes in the American Athletic Conference together. Since he hire, Fickell has been a tireless advocate for the Cincinnati program, speaking at numerous events and schools to continue to build the Bearcats brand inside the State of Cincinnati, the 50-mile radius surrounding the Clifton Hts. campus.

His impressive resume includes being on the staff of two national championship winning teams, seeing 12 of his players selected in the NFL Draft, and coordinating outstanding defenses over the last 12 seasons as a co-coordinator or defensive coordinator.

He is also an excellent recruiter with strong Midwest and Florida relationships, a national presence when needed and a discerning eye for talent. He was named the American Football Coaches Association assistant coach of the year in 2010 and he was named a "top recruiter" in 2012 by both Rivals and ESPN.

No stranger to championship-level football, Fickell was a part of nine Big Ten Conference titles (seven as a coach, two as a player) and two national championship squads at Ohio State. During his coaching tenure with the Buckeyes, OSU qualified for the College Football Playoff twice and played in 15 postseason games.

The former standout football player, college graduate, NFL player, husband and father is most-noticed as a developer of talent.

His NFL Draft selections include first-round picks A.J. Hawk, Bobby Carpenter, Ryan Shazier and Darron Lee, NFL standout James Laurinaitis and Joshua Perry, Anthony Schlegel, Larry Grant, Marcus Freeman, Austin Spitler, Ross Homan and Brian Rolle.

The 2016 Buckeyes earned a spot in the College Football Playoff semifinal against Clemson after finishing the regular season 11-1 and ranked No. 3 in CFP poll. OSU won five consecutive games to close the season and boast the nation's No. 4 total defense (282.3 yards per game allowed), including the No. 1 pass efficiency defense and the No. 3 scoring defense (14.2).

Since 2005, Fickell-coached defenses at Ohio State have ranked among the NCAA FBS Top-40 in yards-per-play allowed, averaging a ranking of No. 17 and earning its highest rank of No. 3 in 2016.



Cincinnati based ProFootballFocus ranks OSU's defense as its No. 3 overall unit in 2016.

Fickell's coaching career began at Ohio State. After spending a year on the injured reserve list with the New Orleans Saints, he was hired in 1999 as a graduate assistant at OSU by his college coach, John Cooper.

Fickell's first full-time coaching position came in 2000 under Lee Owens at Akron, spending two years as defensive line coach. Jim Tressel brought him to Ohio State as special teams coordinator in 2002 and he also worked with the defensive front on the BCA National Championship squad. He was named linebackers coach in 2004, and added co-defensive coordinator duties to his resume in 2005.

In May of 2011 he was asked to take over an Ohio State program staggered by the loss of its head coach, the unexpected departure of a star quarterback and on the cusp of NCAA penalties, and against stacked odds, he led the Buckeyes to a bowl game. Prior to his appointment to serve as head coach, he had been promoted to assistant head coach in March 2011.

He returned to his role as defensive coordinator and linebackers coach in 2012. Over the past five seasons, coaching under UC alumnus Urban Meyer, Fickell's defensive units have been a big reason the Buckeyes went 61-5 and won the 2014 College Football Playoff National Championship.

A native of Columbus, Ohio, Fickell is a graduate of DeSales High School, where he was a three-time, undefeated state wrestling champion, and he is a 1997 graduate of Ohio State. He played for the Buckeyes from 1992-96, redshirting the first year and then starting the next four seasons at nose guard. He started a school-record 50 consecutive games between 1993 and 1996.

Fickell graduated from Ohio State in 1997 with a degree in exercise science. Luke and his wife Amy have six children: Landon, Luca, twin sons Aydon and Ashton, and twin sons Laykon and Lucian.



PERSONAL INFORMATION

Born: August 18, 1973

Hometown: Columbus, Ohio

Wife: Amy

Children: Landon, Luca, Aydon, Ashton, Laykon, Lucian

Education: Ohio State (1997, B.S.)

Year in Coaching: 19th

PLAYING CAREER

YEAR	TEAM
1992-96	Ohio State (Nose Guard)

COACHING CAREER

YEAR	SCHOOL	POSITION
1999	Ohio State	Graduate Assistant
2000-01	Akron	Defensive Line
2002-03	Ohio State	Special Teams Coordinator
2004	Ohio State	Linebackers
2005-11	Ohio State	Co-Defensive Coord./Linebackers
2011	Ohio State	Head Coach
2012-16	Ohio State	Defensive Coord./Linebackers
2017-	Cincinnati	Head Coach

BOWLS COACHED IN

YEAR	SCHOOL	BOWL
2002	Ohio State	Fiesta
2003	Ohio State	Fiesta
2004	Ohio State	Alamo
2005	Ohio State	Fiesta
2006	Ohio State	BCS National Championship
2007	Ohio State	BCS National Championship
2008	Ohio State	Fiesta
2009	Ohio State	Rose
2010	Ohio State	Sugar
2011	Ohio State	Gator
2013	Ohio State	Orange
2014	Ohio State	CFP: Sugar (Semi)/NCG
2015	Ohio State	Fiesta
2016	Ohio State	CFP: Fiesta (Semi)

BOWLS PLAYED IN

YEAR	SCHOOL	BOWL
1993	Ohio State	Holiday
1994	Ohio State	Citrus
1995	Ohio State	Citrus
1996	Ohio State	Rose

FICKELL'S HEAD COACHING RECORD

YEAR	SCHOOL	OVERALL	CONFERENCE
2001	Ohio State	6-7	3-5 Big Ten (4th)
2017	Cincinnati	4-8	2-6 American East (4th)

**MIKE DENBROCK**

OFFENSIVE COORDINATOR/TIGHT ENDS · SECOND YEAR · GRAND VALLEY STATE '87

A veteran of 30-plus years in the coaching profession, Mike Denbrock has worked as both an offensive and defensive coordinator and coached every position on the offensive side of the ball. Most recently, Denbrock was at Notre Dame from 2010-16 in a variety of roles. Before his time at Notre Dame, Denbrock spent time at Indiana State, Stanford, Grand Valley State, Michigan State and with the AFL's Buffalo Destroyers. Denbrock was a tight end at GVSU from 1982-85, earning a bachelor's degree in communications in 1987. Denbrock and his wife, Dianne, have a son, Chance.

**BRIAN MASON**

SPECIAL TEAMS COORDINATOR/SNIPERS · SECOND YEAR · DENUSIN '09

Brian Mason, who served as the Bearcats' director of recruiting in 2017, was promoted to an assistant coach role in January 2018. He will coach the special teams and the sniper position, a hybrid linebacker/safety. Prior to joining the UC staff a year ago, Mason spent eight years coaching at Ohio State, Purdue, Kent State and Bluffton. During his time with the Bearcats recruiting operation, Mason led a team which enabled UC to sign a pair of highly-rated recruiting classes ranked at the top of the American Athletic Conference.

**GINO GUIDUGLI**

QUARTERBACKS · SECOND YEAR · CINCINNATI '05

Former University of Cincinnati standout quarterback Gino Guidugli joined the Bearcats football staff in February 2017. Guidugli, a member of UC's James P. Kelly Sr. Athletics Hall of Fame and a charter member of Nippert Stadium's Ring of Honor, returned to his alma mater after spending six seasons at Central Michigan. Prior to joining the coaching ranks, Guidugli played professionally in the Arena and Canadian Football Leagues. Guidugli earned his bachelor's degree in business marketing from Cincinnati in 2005. He and his wife, Michelle, have two sons, Ryland and Ezra.

**DOUG PHILLIPS**

RUNNING BACKS · SECOND YEAR · TOLEDO '91

Doug Phillips came to UC in 2017 after spending the 2016 season at Iowa State as the director of player personnel. Phillips has nearly 25 years of football coaching experience, including seven seasons at the NCAA FBS and FCS level with stints at Bowling Green, Ohio State and Youngstown State. He worked and coached for 15 years at the high school level, including nine as a head coach. Phillips earned a bachelor's degree in education from Toledo in 1991 and received a master's degree in educational administration from Youngstown State in 1995.

**STEVE STRIPLING**

DEFENSIVE LINE · FOURTH YEAR · COLORADO '76

A veteran of more than 40 years in the coaching ranks, Steve Stripling returns to UC after a five-year stint at Tennessee in both on- and off-the-field roles. He was previously at UC from 2010-12 as assistant head coach/defensive line coach and added the title of defensive run game coordinator from 2011-12. He served as the Bearcats' interim head coach for the 2012 Belk Bowl, leading UC to a thrilling, come-from-behind 48-34 win over Duke. Stripling and his wife, Gayle, have three children, son Cody, twin grandchildren Asher and Lilly, son Chad, daughter Christy and grandchildren Calista and Seth.

**JON TENUTA**

SAFETIES · SECOND YEAR · VIRGINIA '82

With 36 seasons in collegiate coaching, Jon Tenuta has a wealth of FBS experience, including serving as the defensive coordinator at various FBS stops: Kansas State, Ohio State, North Carolina, Georgia Tech, Notre Dame and Virginia. Tenuta also was at Marshall and SMU as the defensive coordinator during the 1980s and has been a defensive coordinator in 19 of his 36 seasons as a collegiate coach. Most recently, Tenuta spent three seasons as the associate head coach for the defense and the defensive coordinator at Virginia. Tenuta and his wife, Dori, have three sons – Zach, Matt and Luke.

**BRADY COLLINS**

DIRECTOR OF FOOTBALL SPORTS PERFORMANCE · SECOND YEAR · OTTERBEIN '09

Brady Collins came to UC after spending the two seasons at Ohio State as a strength coach with the football team. A 2009 graduate of Otterbein, Collins went south after graduation to become a volunteer strength coach at Kentucky and intern for the Cincinnati Bengals. He became a graduate assistant coach at Kentucky in 2010 and a year later was named an assistant strength coach. In 2013, he accepted an assistant strength and conditioning position at Mississippi State before he was hired at Ohio State in 2015. Collins and his wife, Allie, are the parents of one daughter, Kaylee.

**MARCUS FREEMAN**

DEFENSIVE COORDINATOR/LINEBACKERS · SECOND YEAR · OHIO STATE '07

Marcus Freeman joined the Bearcats staff after a four-year stint at Purdue where he coached linebackers and served as the Boilermakers co-defensive coordinator in 2015. Freeman started his coaching career as a graduate assistant coach at his alma mater, Ohio State, in 2010 before going to Kent State in 2011-12 to coach linebackers. A four-year letterwinner for the Buckeyes, Freeman spent time with the Chicago Bears, Buffalo Bills and Houston Texans. Freeman has a daughter, Bria, and he and his wife, Joanna, have five children, Vinny, Siena, Gino, Nico and Capri.

**RON CROOK**

OFFENSIVE LINE · SECOND YEAR · WEST LIBERTY STATE '91

Ron Crook, the 27-year veteran of the coaching ranks, is in his second stint with the Bearcats after serving as a graduate assistant working with the offensive line in 1993. He has mentored offensive linemen from coast-to-coast, with stops at West Virginia, Stanford, Harvard, Illinois, West Liberty State, Glenville State, Clarion and West Virginia Tech. Crook earned his bachelor's degree in physical education from West Liberty State in 1991. Crook and his wife, Stacy, have three children – Andrew, Cian and Kenley.

**MIKE MICKENS**

CORNERBACKS · FIRST YEAR · CINCINNATI '11

Former University of Cincinnati standout cornerback Mike Mickens joined the football staff in 2018 as the cornerbacks coach. The two-time, All-America cornerback returns to his alma mater after four years coaching corners at Bowling Green. Mickens also had coaching stints at Idaho and Indiana State. He started his coaching career at UC in 2011. The Dayton, Ohio native was a Playboy and FWAA All-American in 2008 and is UC's career leader in interceptions (14) and interception return yards (296). Mickens and his wife Jessica have a daughter, Millie.

**JOKER PHILLIPS**

WIDE RECEIVERS · SECOND YEAR · KENTUCKY '86

Joe "Joker" Phillips, a nearly 30-year veteran of the collegiate and NFL ranks, joined the University of Cincinnati football staff in 2017. Phillips has extensive experience coaching receivers, with stops at Kentucky, Cincinnati, Minnesota, Notre Dame, South Carolina, Florida and in the NFL. As a wide receiver at Kentucky, Phillips earned his bachelor's degree in advertising from UK in 1986. Born Joe Phillips Jr., the native of Franklin, Kentucky, was nicknamed Joker as a baby by his grandfather to help distinguish Joker from his father, Joe Sr.

SUPPORT STAFF

**AUSTEN BUJNOCH**
GRAD ASST. - OFFENSE**DANNY FOLINO**
SPORTS PERFORMANCE**MICHELE GALVIN**
SPORTS MEDICINE**MIKE HARTLINE**
QUALITY CONTROL - OFF**AARON HIMMLER**
ASST. AD/MEDICAL SVCS.**COLIN HITSCHLER**
QUALITY CONTROL - DEF**ERIC HURD**
GRAPHIC DESIGN**PAT LAMBERT**
GRAD ASST. - DEFENSE**MITCH MAROTTI**
OPS. & VIDEO ASSISTANT**LOGAN MEYER**
ON-CAMPUS RECRUITING**BRYAN MURRAY**
GRAD ASST. - DEFENSE**SHERRY MURRAY**
ASSOC. TO THE HEAD COACH**ADAM NIEMEYER**
DIRECTOR, FB VIDEO**MATT ROARK**
GRAD ASST. - OFFENSE**NIA ROBINSON**
RECRUITING**AUSTIN SCHAFER**
DIRECTOR, SCOUTING**KELSEY SHARKEY**
DIRECTOR, NEW MEDIA**GREG SCRUGGS**
DIRECTOR, PLAYER DEV.**PARKER SHOWERS**
SPORTS PERFORMANCE**AUSTIN STEPHAN**
SPORTS PERFORMANCE**DEONDRE WARD**
SPORTS PERFORMANCE**JAKE WARNKE**
DIRECTOR, FB EQUIPMENT**MIKE WAUGH**
DIRECTOR, RECRUITING**JOHN WIDECAN**
ASSOC. AD/OPERATIONS

UNIVERSITY ADMINISTRATION



DR. NEVILLE G. PINTO
PRESIDENT

Neville Pinto was appointed by the University of Cincinnati Board of Trustees to serve as the university's 30th President. He took office on Feb. 20, 2017.

Recently, President Pinto served as acting president and professor of chemical engineering at the University of Louisville.

He has spent his entire career as a university teacher, researcher and administrator. Prior to joining the University of Louisville, Pinto served for 26 years on the faculty in chemical engineering at the University of Cincinnati, where he established the Adsorption and Ion Exchange Laboratory, which focused on research in biochemical and environmental engineering. His research included purification of genetically engineered drugs, the study of bio-membranes, and air and water purification. His laboratory attracted over \$6 million in external research funding and trained 32 graduate students including 16 PhD students, many of whom have moved on to become leaders in industry and academia.

Earlier in his career at the University of Cincinnati, Pinto held a number of administrative posts, including Department Head for Chemical Engineering, Assistant Dean for Graduate Studies in the College of Engineering, and, most recently, Vice Provost and Dean of The Graduate School. As Dean, he had a leadership role in attracting major external awards totaling over \$10 million to the University of Cincinnati to support graduate and STEM education.

Pinto joined the University of Louisville as Dean of the J.B. Speed School of Engineering in 2011. While dean, his accomplishments included overseeing a major expansion in the enrollment of the college and spearheading the development of the Belknap Engineering and Applied Sciences Research Park. He significantly strengthened the university's relationship with GE, to develop a partnership that has led to significant educational and career opportunities for students and encouraged the company to bring its FirstBuild microfactory to campus. This effort earned the Silver Fleur-de-Lis award from Greater Louisville Inc. in 2015.

Between May 2015 and July 2016, Pinto served as Interim Executive Vice President and University Provost at UoL. During this period, he finalized the 21st Century University Plan and launched major initiatives to strengthen educational excellence, student success and access, research and community engagement. He was appointed Acting President in 2016.

Pinto was elected Fellow of the Graduate School of the University of Cincinnati based on outstanding scholarly attainment and was elected to the National Academy of Inventors in recognition of U.S. patents awarded. He has variously been active in the American Institute of Chemical Engineers, American Society for Engineering Education, American Chemical Society and is a member of the Tau Beta Pi Engineering Honor Society. He is also the recipient of numerous outstanding teaching and service awards.

Pinto was born in Mumbai, India. He was educated at the Indian Institute of Technology, New Delhi, where he earned his bachelor's degree in chemical engineering. He earned his MS and his PhD in chemical engineering at Penn State University.



MIKE BOHN
DIRECTOR OF ATHLETICS

Mike Bohn was named the director of athletics at the University of Cincinnati on Feb. 6, 2014

Bohn's career spans thirty-plus years and includes record-setting achievements at multiple institutions.

His time in the Queen City has been impactful on and off the field. Bohn oversaw the opening of the \$86-million Nippert Stadium Renovation & Expansion project, is spearheading an \$87-million fundraising campaign to renovate Fifth Third Arena and has positioned UC as one of the top schools in the American Athletic Conference under his 'Class of the League' initiative.

Bohn has also implemented facility improvements at Gettler Stadium, Marge Schott Stadium and the Trabert-Talbert Tennis Center.

Academically, student-athletes have achieved record-setting GPA's, achieving a 3.328 GPA in the spring of 2018. Bearcats student-athletes have hit the 3.0 GPA mark or better as a whole in 20 consecutive grading periods. UC's APR sits at a four-year average of 988 with a most recent score of 992 from 2016-17.

The tennis and volleyball squads have hit the APR rate of 1,000, a perfect score, in each of the last four years while baseball (3), men's cross country (3), men's golf (3), women's golf (2), women's soccer (2), men's swimming and diving (2) and women's swimming and diving (2) each have sustained multiple-year successes.

The veteran athletics administrator has been active in the community and is one of the most sought-after speakers in Cincinnati, often sharing his message of team building and collaboration with everyone from Fortune 500 companies to numerous student organizations on campus.

He is active with the Cincinnati YMCA, helping to establish a partnership between the department of athletics and organization to provide basketball and soccer equipment to young athletes. He served as the 2016 chair of the Salvation's Army's local campaign and also works with the local chapter of the USO on initiatives.

In 2015, Bohn was honored as an active member of Pi Kappa Alpha's Alpha Xi Chapter for his efforts in bringing college athletics and greek life closer together. The chapter has since established the Mike Bohn Leadership Award, presented annually to an active member for excellence in leadership.

Bohn hired football head coach Luke Fickell in December 2016 and also tabbed Mandy Commons-DiSalle (swimming and diving), Scott Googins (baseball), Maureen Housom (dance), Susan Seaton (track and field) and Eric Toth (tennis) to run their respective programs during his tenure.

UC received a certificate of excellence from the Tucker Center for Research on Girls & Women in Sport at the University of Minnesota and is the only institution to receive an "A" grade from the Women in College Coaching Report Card in each year from 2014-17.

He is married to the former Kim Zeren, and they have a son, Brandon, and a daughter, Michaelyn Tynan, along with a son-in-law, John Tynan and grandsons, Chase and Luke Tynan.



2018 CINCINNATI FOOTBALL



SEASON-IN-REVIEW

2018 CINCINNATI FOOTBALL

2017 STATISTICS

OVERALL: 4-8			AMERICAN: 2-6			HOME: 2-4			AWAY: 2-4			NEUTRAL: 0-0		
DATE	OPPONENT		SCORE		OVERALL	CONFERENCE		TIME	ATTEND					
Aug 31, 2017	AUSTIN PEAY	W	26-14		1-0-0	0-0-0		3:04	30831					
Sept 9, 2017	at No. 8 Michigan		14-36	L	1-1-0	0-0-0		3:35	111384					
Sept 16, 2017	at Miami [OH]	W	21-17		2-1-0	0-0-0		3:35	21811					
Sept 23, 2017	at Navy *		32-42	L	2-2-0	0-1-0		3:09	33134					
Sept 30, 2017	MARSHALL		21-38	L	2-3-0	0-1-0		3:36	35736					
Oct 7, 2017	No. 25 UCF *		23-51	L	2-4-0	0-2-0		3:40	27253					
Oct 14, 2017	at No. 15 USF *		3-33	L	2-5-0	0-3-0		3:13	43708					
Oct 21, 2017	SMU *	OT	28-31	L	2-6-0	0-4-0		3:29	30885					
Nov. 4, 2017	at Tulane *	W	17-16		3-6-0	1-4-0		3:00	20798					
Nov. 10, 2017	TEMPLE *		24-35	L	3-7-0	1-5-0		3:22	22773					
Nov. 17, 2017	at ECU *		20-48	L	3-8-0	1-6-0		3:15	31923					
Nov. 25, 2017	UCONN *	W	22-21		4-8-0	2-6-0		3:12	23,125					

* indicates American Athletic Conference game

TEAM STATISTICS	Cincinnati	Opponent
SCORING	251	382
Points Per Game	20.9	31.8
Points Off Turnovers	34	58
FIRST DOWNS	236	275
Rushing	92	119
Passing	120	124
Penalty	24	32
RUSHING YARDAGE	1624	2309
Yards gained rushing	1908	2528
Yards lost rushing	284	219
Rushing Attempts	371	526
Average Per Rush	4.4	4.4
Average Per Game	135.3	192.4
TDs Rushing	11	19
PASSING YARDAGE	2597	2833
Comp-Att-Int	245-434-9	219-353-5
Average Per Pass	6.0	8.0
Average Per Catch	10.6	12.9
Average Per Game	216.4	236.1
TDs Passing	20	23
TOTAL OFFENSE	4221	5142
Total Plays	805	879
Average Per Play	5.2	5.8
Average Per Game	351.8	428.5
KICK RETURNS: #-Yards	35-724	33-658
PUNT RETURNS: #-Yards	14-95	15-67
INT RETURNS: #-Yards	5-83	9-190
KICK RETURN AVERAGE	20.7	19.9
PUNT RETURN AVERAGE	6.8	4.5
INT RETURN AVERAGE	16.6	21.1
FUMBLES- LOST	15-7	15-6
PENALTIES-Yards	94-876	86-802
Average Per Game	73.0	66.8
PUNTS-Yards	64-2688	49-2121
Average Per Punt	42.0	43.3
Net punt average	41.0	39.3
KICKOFFS-Yards	52-3058	74-4618
Average Per Kick	58.8	62.4
Net kick average	39.9	40.1
TIME OF POSSESSION/Game	26:36	32:09
3RD-DOWN Conversions	67/172	77/178
3rd-Down Pct	39%	43%
4TH-DOWN Conversions	8/15	14/18
4th-Down Pct	53%	78%
SACKS BY-Yards	12-89	17-136
MISC YARDS	0	0
TOUCHDOWNS SCORED	32	46
FIELD GOALS-ATTEMPTS	9-17	20-27
ON-SIDE KICKS	0-1	0-0
RED-ZONE SCORES	[33-44] 75%	[40-46] 87%
RED-ZONE TOUCHDOWNS	[24-44] 55%	[24-46] 52%
PAT-ATTEMPTS	[24-27] 89%	[42-43] 98%
ATTENDANCE	170603	262758
Games/Avg Per Game	6/28434	6/43793

SCORE BY QUARTERS	1st	2nd	3rd	4th	OT	Total
Cincinnati	40	70	62	79	0	251
Opponents	106	107	94	72	3	382

INDIVIDUAL STATISTICS

RUSHING	GP	Att	Gain	Loss	Net	Avg	TD	Long	Avg/G
DOAKS, Gerrid	9	87	520	7	513	5.9	2	57	57.0
BOONE, Mike	10	110	484	21	463	4.2	4	28	46.3
WARREN, Michael	12	54	334	10	324	6.0	1	27	27.0
MOORE, Hayden	12	92	475	163	312	3.4	4	46	26.0
LEWIS, Kahlil	12	2	33	0	33	16.5	0	24	2.8
TRAIL, Ross	2	6	29	12	17	2.8	0	13	8.5
GREENE, Jaelen	9	4	15	0	15	3.8	0	6	1.7
BOOSE, Taylor	7	4	13	3	10	2.5	0	6	1.4
SMITH, James	12	0	5	0	5	0.0	0	0	0.4
TOTAL	12	371	1908	284	1624	4.4	11	57	135.3
OPPONENTS	12	526	2528	219	2309	4.4	19	53	192.4

PASSING	G	Effic	Cmp-Att-Int	Pct	Yds	TD	Lng	Avg/G
MOORE, Hayden	12	118.45	239-424-9	56.4	2562	20	75	213.5
TRAIL, Ross	2	84.49	5-9-0	55.6	31	0	10	15.5
BOONE, Mike	10	133.60	1-1-0	100.0	4	0	4	0.4
TOTAL	12	117.78	245-434-9	56.5	2597	20	75	216.4
OPPONENTS	12	148.12	219-353-5	62.0	2833	23	95	236.1

RECEIVING	G	No.	Yds	Avg	TD	Long	Avg/G
LEWIS, Kahlil	12	61	676	11.1	7	75	56.3
GEDDIS, Thomas	12	29	388	13.4	3	33	32.3
GRAY, Devin	12	28	444	15.9	3	46	37.0
BOONE, Mike	10	24	177	7.4	1	37	17.7
COGSWELL, Tyler	12	23	149	6.5	2	17	12.4
DOAKS, Gerrid	9	14	135	9.6	1	29	15.0
ROLLINS, Jerron	12	13	101	7.8	1	17	8.4
PINCKNEY, JJ	12	11	171	15.5	0	46	14.2
DEGUARA, Josiah	7	11	98	8.9	0	28	14.0
HAWES, Javan	8	8	57	7.1	1	18	7.1
MEDARIS, Rashad	5	6	61	10.2	0	21	12.2
SAVAGE, JaQuay	9	6	51	8.5	1	25	5.7
WARREN, Michael	12	5	57	11.4	0	16	4.8
BOOSE, Taylor	7	3	13	4.3	0	9	1.9
LABELLE, Bruno	12	1	15	15.0	0	15	1.2
MOORE, Hayden	12	1	4	4.0	0	4	0.3
GREENE, Jaelen	9	1	0	0.0	0	0	0.0
TOTAL	12	245	2597	10.6	20	75	216.4
OPPONENTS	12	219	2833	12.9	23	95	236.1

2018 CINCINNATI FOOTBALL

2017 STATISTICS

OVERALL: **4-8**

AMERICAN: **2-6**

HOME: **2-4**

AWAY: **2-4**

NEUTRAL: **0-0**

----- PATs -----									
SCORING	TD	FGs	Kick	Rush	Rcv	Pass	DXP	Saf	Points
LEWIS, Kahlil	7	0-0	0-0	0-0	1	0-0	0	0	44
BOONE, Mike	5	0-0	0-0	0-0	1	0-0	0	0	32
JONES, Ryan	0	6-10	13-15	0-0	0	0-0	0	0	31
MOORE, Hayden	4	0-0	0-0	1-1	0	3-4	0	0	26
GRAY, Devin	3	0-0	0-0	0-0	1	0-0	0	0	20
PASLEY, Josh	0	3-6	9-9	0-0	0	0-0	0	0	18
GEDDIS, Thomas	3	0-0	0-0	0-0	0	0-0	0	0	18
DOAKS, Gerrid	3	0-0	0-0	0-0	0	0-0	0	0	18
COGSWELL, Tyler	2	0-0	0-0	0-0	0	0-0	0	0	12
CLEMENTS, Malik	1	0-0	0-0	0-0	0	0-0	0	0	6
HAWES, Javan	1	0-0	0-0	0-0	0	0-0	0	0	6
SAVAGE, JaQuay	1	0-0	0-0	0-0	0	0-0	0	0	6
WARREN, Michael	1	0-0	0-0	0-0	0	0-0	0	0	6
ROLLINS, Jerron	1	0-0	0-0	0-0	0	0-0	0	0	6
GANTZ, Andrew	0	0-1	2-3	0-0	0	0-0	0	0	2
TOTAL	32	9-17	24-27	1-1	3	3-4	0	0	251
OPPONENTS	46	20-27	42-43	0-0	1	1-3	0	1	382
TOTAL OFFENSE	6	Plays	Rush	Pass	Total	Avg/G			
MOORE, Hayden	12	516	312	2562	2874	239.5			
DOAKS, Gerrid	9	87	513	0	513	57.0			
BOONE, Mike	10	111	463	4	467	46.7			
WARREN, Michael	12	54	324	0	324	27.0			
TRAIL, Ross	2	15	17	31	48	24.0			
LEWIS, Kahlil	12	2	33	0	33	2.8			
GREENE, Jaelen	9	4	15	0	15	1.7			
BOOSE, Taylor	7	4	10	0	10	1.4			
SMITH, James	12	0	5	0	5	0.4			
TOTAL	12	805	1624	2597	4221	351.8			
OPPONENTS	12	879	2309	2833	5142	428.5			

PUNT RETURNS	No.	Yds	Avg	TD	Long
GRAY, Devin	12	95	7.9	0	18
TEAM	1	-13	-13.0	0	0
BOONE, Mike	1	13	13.0	0	13
TOTAL	14	95	6.8	0	18
OPPONENTS	15	67	4.5	0	14
INTERCEPTIONS	No.	Yds	Avg	TD	Long
JACOBS, Carter	1	21	21.0	0	21
TAYLOR, Marquese	1	7	7.0	0	7
WRIGHT, Bryan	1	2	2.0	0	2
STEPHENS, Linden	1	39	39.0	0	39
CLEMENTS, Malik	1	14	14.0	1	14
TOTAL	5	83	16.6	1	39
OPPONENTS	9	190	21.1	3	65
KICK RETURNS	No.	Yds	Avg	TD	Long
WARREN, Michael	19	439	23.1	0	41
GEDDIS, Thomas	7	125	17.9	0	27
HAWES, Javan	5	89	17.8	0	22
BOOSE, Taylor	3	59	19.7	0	24
BOONE, Mike	1	12	12.0	0	12
TOTAL	35	724	20.7	0	41
OPPONENTS	33	658	19.9	1	98
FUMBLE RETURNS	No.	Yds	Avg	TD	Long
TOTAL	0	0	0.0	0	0
OPPONENTS	2	6	3.0	0	6

2018 CINCINNATI FOOTBALL

2017 STATISTICS

OVERALL: 4-8				AMERICAN: 2-6				HOME: 2-4				AWAY: 2-4				NEUTRAL: 0-0			
FIELD GOALS		M-A	Pct	01-19	20-29	30-39	40-49	50+	Lg	Blk									
GANTZ, Andrew		0-1	0.0	0-0	0-1	0-0	0-0	0-0	0	0									
PASLEY, Josh		3-6	50.0	0-0	0-1	2-2	1-2	0-1	41	0									
JONES, Ryan		6-10	60.0	0-0	5-5	1-2	0-3	0-0	30	0									
PUNTING		No.	Yds	Avg	Long	TB	FC	I20	50+	Blkd									
SMITH, James		64	2688	42.0	65	0	33	21	9	0									
TOTAL		64	2688	42.0	65	0	33	21	9	0									
OPPONENTS		49	2121	43.3	63	5	18	17	9	0									
KICKOFFS		No.	Yds	Avg	TB	OB	Retn	Net	YdLn										
JONES, Ryan		52	3058	58.8	13	5													
TOTAL		52	3058	58.8	13	5	658	39.9	25										
OPPONENTS		74	4618	62.4	37	0	724	40.1	24										
ALL PURPOSE		G	Rush	Rec	PR	KOR	IR	Tot	Avg/G										
WARREN, Michael		12	324	57	0	439	0	820	68.3										
LEWIS, Kahlil		12	33	676	0	0	0	709	59.1										
BOONE, Mike		10	463	177	13	12	0	665	66.5										
DOAKS, Gerrid		9	513	135	0	0	0	648	72.0										
GRAY, Devin		12	0	444	95	0	0	539	44.9										
GEDDIS, Thomas		12	0	388	0	125	0	513	42.8										
MOORE, Hayden		12	312	4	0	0	0	316	26.3										
PINCKNEY, JJ		12	0	171	0	0	0	171	14.2										
COGSWELL, Tyler		12	0	149	0	0	0	149	12.4										
HAWES, Javan		8	0	57	0	89	0	146	18.2										
ROLLINS, Jerron		12	0	101	0	0	0	101	8.4										
DEGUARA, Josiah		7	0	98	0	0	0	98	14.0										
BOOSE, Taylor		7	10	13	0	59	0	82	11.7										
MEDARIS, Rashad		5	0	61	0	0	0	61	12.2										
SAVAGE, JaQuay		9	0	51	0	0	0	51	5.7										
STEPHENS, Linden		12	0	0	0		39	39	3.2										
JACOBS, Carter		12	0	0	0		0	21	21	1.8									
TRAIL, Ross		2	17	0	0		0	17	8.5										
LABELLE, Bruno		12	0	15	0		0	15	1.2										
GREENE, Jaelen		9	15	0	0		0	15	1.7										
CLEMENTS, Malik		12	0	0	0		14	14	1.2										
TAYLOR, Marquese		7	0	0	0		0	7	1.0										
SMITH, James		12	5	0	0		0	5	0.4										
WRIGHT, Bryan		6	0	0	0		0	2	0.3										
TOTAL		12	1624	2597	95	724	83	5123	426.9										
OPPONENTS		12	2309	2833	67	658	190	6057	504.8										

FIELD GOALS (MADE) MISSED		
FG SEQUENCE	CINCINNATI	OPPONENTS
AUSTIN PEAY	26	-
at Michigan	51	[28],[24]
at Miami [OH]	[41],47,[36]	[37]
at Navy *	[36]	24
MARSHALL	26	[26],42
UCF *	[26]	[47]
at USF *	[30],39	[39],[28],[21],[24]
SMU *	[28],[20],47	50,[27]
at Tulane *	[25],41	[37],[19],[26],36
TEMPLE *	46,[26]	[27],[22],44
at ECU *	-	41,[46],[50]
UCONN *	-	[37],49,[26],[53]

TURNOVERS	
Takeaways	11 [5 Interceptions, 6 Fumble Recovery]
Turnovers	16 [9 Interceptions, 7 Fumbles]
Points Off Turnovers	
Cincinnati	34
Opponents.....	58
Points Off Turnovers/Game	
Cincinnati	2.8
Opponents.....	4.8

RED ZONE	
UC Red Zone Entries	33 of 44 [75.0%]
Scores.....	33 [24 TDs, 9 Rush TDs, 15 Pass TDs, 9 FGs]
Non-Scores	11 [4 FGA, 1 Downs, 3 INT, 2 Fum., 1 Half]
Opponent Red Zone Entries	40 of 46 [87.0%]
Scores.....	40 [24 TDs, 15 Rush TDs, 9 Pass TDs, 16 FGs]
Non-Scores	6 [2 FGA, 2 Downs, 1 INT, 0 Fum., 1 Half]

KICKOFFS	
Kickoffs	52 - 3,058 Yards [58.8]
Touchbacks	13
Opponent Kickoff Returns.....	33 - 658 yards [19.9]
Out of Bounds.....	5
Average Opponent Drive Start.....	24-yard line

2018 CINCINNATI FOOTBALL

2017 STATISTICS

OVERALL: **4-8**

AMERICAN: **2-6**

HOME: **2-4**

AWAY: **2-4**

NEUTRAL: **0-0**

DEFENSE	GP-GS	TACKLES				SACKS	PASS DEF			FUMBLES		BLKD	
		Solo	Ast	Total	TFL/Yds		Int-Yds	BrUp	QBH	Rcv-Yds	FF	Kick	Saf
33	MINOR, Jaylyn	12-12	64	61	125	4.5-20	1.0-9	.	2	.	1-0	.	.
6	YOUNG, Perry	12-11	56	45	101	9.0-34	.	3	.	1-0	1	.	.
20	JACOBS, Carter	12-12	59	21	80	.	1-21	4	.	.	1	.	.
44	COPELAND, Marquise	12-12	31	32	63	8.0-30	3.5-21	1	1
4	CLEMENTS, Malik	12-6	26	34	60	1.0-1	1-14
48	MOUHON, Kevin	12-12	31	25	56	7.0-30	2.0-18	2	2	.	1	.	.
9	STEPHENS, Linden	12-12	31	20	51	0.5-2	1-39	8
8W	WHITE, Jarell	12-4	17	29	46	2.5-8	0.5-4	1	1
2	GILBERT, Tyrell	12-8	30	13	43	3.0-9	1.0-6	2	2	2-0	2	.	.
96	BROUGHTON, Cortez	12-12	12	22	34	3.5-13	1.0-8	1	5	1-0	.	.	.
30	MURPHY, Chris	12-7	17	10	27	2.0-2	.	3	.	1-0	.	.	.
51	FITZ, Kimoni	12-1	17	7	24	3.5-5	.	.	2
13	COLEMAN, Grant	12-6	16	8	24	.	.	2
11	PIERCE, Davin	12-4	18	4	22	3.0-6	.	1
98	JOHNSON, Lyndon	11-5	10	9	19	3.0-17	2.0-14	.	2	.	1	.	.
56	WILSON, Mark	12-1	10	7	17	2.5-11	1.0-9
92	BROOKS, Curtis	12-0	4	12	16	.	.	.	3
29	TAYLOR, Marquese	7-2	12	4	16	.	1-7	1
95	WRIGHT, Bryan	6-6	7	8	15	2.5-6	1-2	2
31	SMITH, Marquis	12-0	10	2	12
99	BROWN, Marcus	11-0	3	6	9	1.0-3	.	2	1
41	DUBLANKO, Joel	12-0	1	7	8	1.5-5
40	SPONSELLER, Ty	11-0	3	2	5
1F	FORREST, Darrick	12-0	3	2	5
25	BRYANT, Coby	12-0	2	2	4
49	STATHAM, Tyquan	11-0	.	4	4
43	PITTS, Michael	7-0	.	3	3
21	GRAY, Devin	12-12	.	2	2
97	JONES, Ryan	12-0	2	.	2
55	ASHWORTH, Caleb	2-0	.	2	2
17	MEDARIS, Rashad	5-0	1	.	1
3	WARREN, Michael	12-0	.	1	1
14	PINCKNEY, JJ	12-0	1	.	1
15	SAVAGE, JaQuay	9-0	.	1	1
18	COGSWELL, Tyler	12-12	.	1	1
7	HAWES, Javan	8-0	1	.	1
22	GREENE, Jaelen	9-0	1	.	1
37	SMITH, James	12-0	.	1	1
72	CAMPBELL, Garrett	12-12	1	.	1
50	OGLESBY, Norman	7-0	.	1	1
32	WIGGINS, James	10-0	1	.	1
1A	ANGULO, Christian	8-0	1	.	1
66	NIEHAUS, David	12-12	.	1	1
61	VINCENT, Jon	12-0	1	.	1
85	GEDDIS, Thomas	12-11	.	1	1
TOTAL		12-0	500	410	910	58-202	12-89	5-83	35	19	6-0	6	.
OPPONENTS		12-0	398	386	784	62.0-236	17-136	9-190	43	15	7-6	8	1

SPECIAL TEAMS TACKLES

Player	Total	KO	Punt
CLEMENTS, Malik	9	9	0
GILBERT, Tyrell	5	1	4
JACOBS, Carter	5	5	0
BRYANT, Coby	4	4	0
SPONSELLER, Ty	4	1	3
FORREST, Darrick	4	4	0
SMITH, Marquis	2	2	0
JONES, Ryan	2	2	0
MURPHY, Chris	2	0	2

Player	Total	KO	Punt
PIERCE, Davin	2	2	0
YOUNG, Perry	2	1	1
DUBLANKO, Joel	2	2	0
ASHWORTH, Caleb	2	2	0
HAWES, Javan	1	0	1
WARREN, Michael	1	0	1
SMITH, James	1	0	1
WIGGINS, James	1	1	0
VINCENT, Jon	1	0	1

Player	Total	KO	Punt
GREENE, Jaelen	1	1	0
WHITE, Jarell	1	1	0
MINOR, Jaylyn	1	1	0
GEDDIS, Thomas	1	0	1
TAYLOR, Marquese	1	0	1
COLEMAN, Grant	1	1	0
TOTALS	56	40	16

2018 CINCINNATI FOOTBALL

SUPERLATIVES

OVERALL: **4-8**

AMERICAN: **2-6**

HOME: **2-4**

AWAY: **2-4**

NEUTRAL: **0-0**

INDIVIDUAL GAME HIGHS

Rushes	19	BOONE, Mike vs Austin Peay [08/31/17]
Yards Rushing	149	DOAKS, Gerrid at Tulane [11/04/17]
TD Rushes	2	MOORE, Hayden vs UCF [10/07/17]
Long Rush	57	DOAKS, Gerrid at Tulane [11/04/17]
Pass attempts	46	MOORE, Hayden at Navy [09/23/17]
Pass completions	28	MOORE, Hayden at Navy [09/23/17]
Yards Passing	381	MOORE, Hayden at Navy [09/23/17]
TD Passes	3	three times, last by MOORE, Hayden at ECU [11/18/17]
Long Pass	46	MOORE, Hayden at Navy [09/23/17]
Receptions	10	LEWIS, Kahlil vs SMU [10/21/17]
Yards Receiving	112	GRAY, Devin at Navy [09/23/17]
TD Receptions	2	LEWIS, Kahlil vs UConn [11/25/17]
Long Reception	46	GRAY, Devin & PINCKNEY, JJ at Navy [09/23/17]
Field Goals	2	twice, last by JONES, Ryan vs SMU [10/21/17]
Long Field Goal	41	PASLEY, Josh at Miami [09/16/17]
Punts	10	SMITH, James at Michigan [09/09/17]
Punting Avg	52.7	SMITH, James at ECU [11/18/17]
Long Punt	65	SMITH, James at ECU [11/18/17]
Punts inside 20	3	five times last by SMITH, James at ECU [11/18/17]
Long Punt Return	18	GRAY, Devin vs Austin Peay [08/31/17]
Long Kickoff Return	41	WARREN, Michael vs Temple [11/10/17]
Tackles	18	CLEMENTS, Malik vs Austin Peay [08/31/17]
Sacks	2.0	MOUHON, Kevin at Miami [09/16/17]
Tackles For Loss	3.0	three times, last by YOUNG, Perry at Tulane [11/04/17]
Interceptions	1	five times, last by JACOBS, Carter vs UConn [11/25/17]

TEAM GAME HIGHS

Rushes	42	vs SMU [10/21/17]
Yards Rushing	249	vs SMU [10/21/17]
Yards Per Rush	5.9	at Tulane [11/04/17]
TD Rushes	2	vs Marshall [09/30/17]
Pass attempts	46	at Navy [09/23/17]
Pass completions	28	at Navy [09/23/17]
Yards Passing	381	at Navy [09/23/17]
Yards Per Pass	9.2	at Tulane [11/04/17]
TD Passes	3	twice, last at Navy [09/23/17]
Total Plays	78	at Miami [09/16/17]
Total Offense	456	at Tulane [11/04/17]
Yards Per Play	7.4	at Tulane [11/04/17]
Points	32	at Navy [09/23/17]
Sacks By	3	at Miami [09/16/17]
First Downs	26	vs SMU [10/21/17]
Penalties	12	at Tulane [11/04/17]
Penalty Yards	123	at Tulane [11/04/17]
Turnovers	3	vs Marshall [09/30/17]
Interceptions By	1	five times, last vs UConn [11/25/17]
Punts	10	at Michigan [09/09/17]
Punting Avg	52.7	at ECU [11/18/17]
Long Punt	65	at ECU [11/18/17]
Punts inside 20	3	five times last at ECU [11/18/17]
Long Punt Return	18	vs Austin Peay [08/31/17]

OPPONENT INDIVIDUAL GAME HIGHS

Rushes	23	HOOD,DAVID, vs Temple [11/10/17]
Yards Rushing	133	Isaac, Ty, at Michigan [09/09/17]
TD Rushes	2	twice, last by ABEY, Zach, at Navy [09/23/17]
Long Rush	53	three times, last by BANKS, J., at Tulane [11/04/17]
Pass attempts	45	MINSHEW, Grdnr, at ECU [11/18/17]
Pass completions	31	MINSHEW, Grdnr, at ECU [11/18/17]
Yards Passing	444	MINSHEW, Grdnr, at ECU [11/18/17]
TD Passes	5	MILTON M., vs UCF [10/07/17]
Long Pass	95	MINSHEW, Grdnr, at ECU [11/18/17]
Receptions	17	QUINN, Trey, vs SMU [10/21/17]
Yards Receiving	270	BROWN, Trevon, at ECU [11/18/17]
TD Receptions	3	twice, last by SMITH, Tre'Quan, vs UCF [10/07/17]
Long Reception	95	BROWN, Trevon, at ECU [11/18/17]
Field Goals	4	NADELMAN, Emili, at USF [10/14/17]
Long Field Goal	50	VERITY, Jake, at ECU [11/18/17]
Punts	8	KRAMER, Kyle, at Miami [09/16/17]
Punting Avg	62.5	BARNES, Austin, at ECU [11/18/17]
Long Punt	63	HERNANDEZ vs USF [10/14/17]/BARNES at ECU [11/18/17]
Punts inside 20	4	KRAMER, Kyle, at Miami [09/16/17]
Long Punt Return	14	ROBERTSON J., at Tulane [11/04/17]
Long Kickoff Return	98	WRIGHT,ISAIAH, vs Temple [11/10/17]
Tackles	11	five times
Sacks	2.0	Hudson, Khaleke, at Michigan [09/09/17]
Tackles For Loss	2.0	four times
Interceptions	1	nine times

OPPONENT TEAM GAME HIGHS

Rushes	72	at Navy [09/23/17]
Yards Rushing	569	at Navy [09/23/17]
Yards Per Rush	7.9	at Navy [09/23/17]
TD Rushes	5	at Navy [09/23/17]
Pass attempts	51	vs UConn [11/25/17]
Pass completions	32	at ECU [11/18/17]
Yards Passing	464	at ECU [11/18/17]
Yards Per Pass	19.7	vs UCF [10/07/17]
TD Passes	5	vs UCF [10/07/17] & at ECU [11/18/17]
Total Plays	83	at USF [10/14/17]
Total Offense	622	at Navy [09/23/17]
Yards Per Play	12.9	vs UCF [10/07/17]
Points	51	vs UCF [10/07/17]
Sacks By	4	at Michigan [09/09/17]
First Downs	31	at Navy [09/23/17]
Penalties	14	at USF [10/14/17]
Penalty Yards	137	at USF [10/14/17]
Turnovers	2	three times, last vs Temple [11/10/17]
Interceptions By	2	twice, last at Miami [09/16/17]
Punts	8	at Miami [09/16/17]
Punting Avg	62.5	at ECU [11/18/17]
Long Punt	63	at USF [10/14/17] & at ECU [11/18/17]
Punts inside 20	4	at Miami [09/16/17]
Long Punt Return	14	at Tulane [11/04/17]

MISCELLANEOUS STATISTICS

GIVEAWAYS				TAKEAWAYS				+/-	FUMBLES				OPENING DRIVES — OFFENSE			OPENING DRIVES — DEFENSE			UC ON COIN FLIPS		
Game	Fum	Int	Tot	Fum	Int	Tot			Name	No.-	Last		Game	1st	2nd	Game	1st	2nd	Game	Result	Score
AUSTIN PEAY	0	0	0	1	1	2		+2	BOONE, Mike	1-0			AUSTIN PEAY	Punt	Punt	UAUSTIN PEAY	Punt	Punt	AUSTIN PEAY	L (Kicked)	W, 26-14
at Michigan	0	2	2	2	0	2		0	GEDDIS, Thomas				at Michigan	Punt	TD	at Michigan	TD	Punt	at Michigan	W (Defer)	L, 36-14
at Miami [OH]	0	2	2	0	1	1		-1	MOORE, Hayden	7-5			at Miami [OH]	FG	Punt	at Miami [OH]	Punt	TD	at Miami [OH]	W (Defer)	W, 21-17
at Navy *	1	0	1	1	0	1		0	TEAM	3-1			at Navy *	Punt	TD	at Navy *	TD	TD	at Navy *	L (Receive)	L, 42-32
MARSHALL	3	0	3	1	0	1		-2					MARSHALL	Fumble	TD	MARSHALL	Fumble	Punt	MARSHALL	L (Kick)	L, 38-21
UCF *	0	1	1	0	0	0		-1					UCF *	Punt	Punt	UCF *	TD	FG	UCF *	W (Defer)	L, 51-23
at USF *	0	1	1	0	0	0		-1					at USF *	Punt	Punt	at USF *	FG	TD	at USF *	L (Receive)	L, 33-3
SMU *	1	1	2	0	1	1		-1					SMU *	TD	Fumble	SMU *	TD	Missed FG	SMU *	L (Receive)	L, 31-28 [OT]
at Tulane *	0	0	0	0	0	0		0					at Tulane *	FG	TD	at Tulane *	Punt	Punt	at Tulane *	L (Receive)	W, 17-16
TEMPLE *	1	0	1	1	1	2		+1					TEMPLE *	Punt	TD	TEMPLE *	INT	TD	TEMPLE *	W (Defer)	L, 35-24
at ECU *	0	1	1	0	0	0		-1					at ECU *	Punt	Punt	at ECU *	TD	TD	at ECU *	W (Defer)	L, 48-20
UCONN *	0	1	1	0	1	1		0					UCONN *	Punt	Downs	UCONN *	FG	FG	UCONN *	W (Receive)	W, 22-21

2018 CINCINNATI FOOTBALL

GAME-BY-GAME STATISTICS

OVERALL: 4-8			AMERICAN: 2-6			HOME: 2-4			AWAY: 2-4			NEUTRAL: 0-0		
Opponent	Score	Total	First Downs			Rushing		Passing		Total Offense		Return	Turn-Overs	
			Rush	Pass	Pen	Number-Yards		Comp-Att-Int	Yards	Plays-Yards		Yards		
AUSTIN PEAY	26-14	15/20	6/12	7/5	2/3	29-97/60-224		17-28-0/9-19-1	151/89	57-248/79-313		85/59		0/2
at No. 8 Michigan	14-36	13/16	4/9	6/7	3/0	30-68/37-193		15-40-2/17-29-0	132/221	70-200/66-414		13/147		2/2
at Miami [OH]	21-17	21/14	8/5	10/7	3/2	35-139/32-70		24-43-2/16-31-1	222/221	78-361/63-291		82/124		2/1
at Navy *	32-42	22/31	3/26	19/2	0/3	23-58/72-569		28-46-0/2-3-0	381/53	69-439/75-622		62/96		1/1
MARSHALL	21-38	21/22	7/5	9/12	5/5	26-138/44-133		22-45-0/21-34-0	211/233	71-349/78-366		75/65		3/1
UCF *	23-51	21/23	6/5	13/14	2/4	26-113/21-141		23-40-1/16-19-0	278/374	66-391/40-515		116/78		1/0
at USF *	3-33	21/25	7/14	9/9	5/2	33-95/53-212		21-37-1/17-30-0	178/190	70-273/83-402		37/99		2/0
SMU *	28-31	26/26	14/7	11/17	1/2	42-249/44-140		22-35-1/26-37-1	189/295	77-438/81-435		52/47		2/1
at Tulane *	17-16	19/16	8/5	11/8	0/3	35-208/35-132		18-27-0/17-24-0	248/196	62-456/59-328		39/37		0/0
TEMPLE *	24-35	21/25	10/12	8/11	3/2	35-184/43-205		21-37-0/19-30-1	221/224	72-405/73-429		174/121		1/2
at ECU *	20-48	17/28	11/6	6/19	0/3	31-139/33-114		15-28-1/32-46-0	187/464	59-326/79-578		120/17		1/0
UCONN *	22-21	19/29	8/13	11/13	0/3	26-136/52-176		19-28-1/27-51-1	199/273	54-335/103-449		47/31		1/1
TOTALS	251-382	236/275	92/119	120/124	24/32	371-1624/526-2309		245-434-9/219-353-5	2597/2833	805-4221/879-5142		902/921		16/11

Opponent	3rd Down Conversions	4th Down Conversions	Time of Possession	TOP Margin	Avg Yds/Rush	Avg Yds/Pass	Avg Yds/Play	Punting Number-Avg	Penalties Number-Yards
AUSTIN PEAY	3-11/3-16	0-0/3-5	22:19/37:41	-15:22	3.3/3.7	5.4/4.7	4.4/4.0	6-42.2/7-41.1	7-70/10-87
at No. 8 Michigan	6-19/5-15	0-1/1-1	29:33/30:27	-0:54	2.3/5.2	3.3/7.6	2.9/6.3	10-37.3/7-39.1	4-30/7-68
at Miami [OH]	8-19/3/14	0-1/0-1	30:20/29:40	+0:40	4.0/2.2	5.2/7.1	4.6/4.6	4-42.5/8-45.5	6-56/9-77
at Navy *	5-13/6-8	3-3/0-0	23:09/36:51	-13:42	2.5/7.9	8.3/17.7	6.4/8.3	3-39.7/1-35.0	6-60/4-50
MARSHALL	4-14/7-18	1-2/2-3	20:49/39:11	-18:22	5.3/3.0	4.7/6.9	4.9/4.7	7-40.6/5-43.4	7-78/6-85
UCF *	9-15/3-4	1-1/0-0	29:11/15:49	13:22	4.3/6.7	6.9/19.7	5.9/12.9	4-45.5/0-0.0	9-74/8-44
at USF *	4-16/9-20	0-1/1-1	29:31/30:29	-0:58	2.9/4.0	4.8/6.3	3.9/4.8	7-41.9/6-48.7	11-98/14-137
SMU *	8-16/10-17	1-1/2-2	29:55/30:05	-0:10	5.9/3.2	5.4/8.0	5.7/5.4	2-42.0/3-43.3	6-46/7-74
at Tulane *	4-11/4-12	0-0/0-0	30:01/29:59	0:02	5.9/3.8	9.2/8.2	7.4/5.6	5-41.6/5-40.4	12-123/6-39
TEMPLE *	9-18/8-14	2-3/0-0	27:43/32:17	-4:34	5.3/4.8	6.0/7.5	5.6/5.9	5-37.6/2-46.5	11-107/4-50
at ECU *	3-10/8-16	0-1/2-2	26:19/33:41	-7:22	4.5/3.5	6.7/10.1	5.5/7.3	6-52.7/2-62.5	10-90/7-54
UCONN *	4-10/11-24	0-1/3-3	20:20/39:40	-19:20	5.2/3.4	7.1/5.4	6.2/4.4	5-43.6/3-33.7	5-44/4-37
TOTALS	67-172/77-178	8-15/14-18	319:10/385:50	-66:40	4.4/4.4	6.0/8.0	5.2/5.8	64-42.0/49-43.3	876/802

Note: Game totals are displayed in the format TEAM/OPPONENT for each category; *-American Athletic Conference game

TIME OF POSSESSION

Date	Opponent	Score	Overall	1st Qtr	2nd Qtr	3rd Qtr	4th Qtr
08/31	AUSTIN PEAY	W 26-14	22:19	4:02	5:13	7:30	5:34
09/09	at No. 8 Michigan	L 14-36	29:33	7:37	7:08	7:52	6:56
09/16	at Miami [OH]	W 21-17	30:20	7:14	9:00	8:58	5:08
09/23	at Navy *	L 32-42	23:09	4:41	5:16	7:20	5:52
09/30	MARSHALL	L 21-38	20:49	2:40	3:01	9:21	5:47
10/7	UCF *	L 23-51	29:11	10:02	9:41	9:28	-
10/14	at USF *	L 3-33	29:31	6:28	8:12	3:56	10:55
10/21	SMU *	L 28-31	29:55	8:14	9:11	3:16	9:14
11/04	at Tulane *	W 17-16	30:01	9:55	3:43	10:32	5:51
11/10	TEMPLE *	L 24-35	27:43	5:12	6:46	10:43	5:02
11/18	at ECU *	L 20-48	26:19	4:33	4:41	11:41	5:24
11/25	UCONN *	W 22-21	20:20	4:45	6:01	3:14	6:20
CINCINNATI		Total	319:10	75:23	77:53	93:51	72:03
		Avg.	26:35	6:16	6:29	7:49	6:00
OPPONENTS		Total	385:50	104:37	102:07	86:09	92:57
		Avg.	32:09	8:43	8:30	7:10	7:44



2018 CINCINNATI FOOTBALL

TEAM GAME-BY-GAME STATISTICS

OVERALL: 4-8					AMERICAN: 2-6					HOME: 2-4					AWAY: 2-4					NEUTRAL: 0-0				
Date	Opponent	RUSHING				RECEIVING				PASSING				KICK RET				PUNT RET				TOT		
		No.	Yds	TD	Lg	No.	Yds	TD	Lg	Cmp-Att-Int	Yds	TD	Lg	No	Yds	TD	Lg	No	Yds	TD	Lg	OFF		
08/31	AUSTIN PEAY	29	97	1	26	17	151	3	21	17-28-0	151	3	21	2	41	0	24	4	42	0	18	248		
09/09	at No. 8 Michigan	30	68	1	46	15	132	1	25	15-40-2	132	1	25	1	7	0	7	3	6	0	5	200		
09/16	at Miami [OH]	35	139	0	34	24	222	1	29	24-43-2	222	1	29	5	60	0	15	1	6	0	6	361		
09/23	at Navy *	23	58	1	21	28	381	3	46	28-46-0	381	3	46	3	62	0	27	0	0	0	0	439		
09/30	MARSHALL	26	138	2	31	22	211	1	42	22-45-0	211	1	42	4	71	0	22	3	4	0	15	349		
10/7	UCF *	26	113	2	17	23	278	1	37	23-40-1	278	1	37	6	116	0	27	0	0	0	0	391		
10/14	at USF *	33	95	0	16	21	178	0	20	21-37-1	178	0	20	2	37	0	23	0	0	0	0	273		
10/21	SMU *	42	249	1	45	22	189	2	21	22-35-1	189	2	21	0	0	0	0	1	13	0	13	438		
11/04	at Tulane *	35	208	1	57	18	248	1	40	18-27-0	248	1	40	2	30	0	18	1	9	0	9	456		
11/10	TEMPLE *	35	184	1	29	21	221	2	35	21-37-0	221	2	35	6	151	0	41	1	16	0	16	405		
11/18	at ECU *	31	139	0	15	15	187	3	75	15-28-1	187	3	75	5	120	0	28	0	0	0	0	326		
11/25	UCONN *	26	136	1	25	19	199	2	25	19-28-1	199	2	25	1	21	0	21	1	5	0	5	335		
Totals		371	1624	11	57	245	2597	20	75	245-434-9	2597	20	75	35	724	0	41	14	95	0	18	4221		
Opponent		526	2309	19	53	219	2833	23	95	219-353-5	2833	23	95	33	658	1	98	15	67	0	14	5142		

TACKLES						SACKS	FUMBLE		PASS			BLKD	KICKS	XPTS			
Date	Opponent	Solo	Ast	Total	TFL-Yds	No-Yds	FF	FR-Yds	Int-Yds	QBH	Brk	Kick	Att-Mad	Run	Rcv	Saf	Pts
08/31	AUSTIN PEAY	30	74	104	10.0-50	1.0-6	2	1-0	1-2	1	2	0	3-2	0	0	0	26
09/09	at No. 8 Michigan	48	14	62	5.0-15	1.0-8	0	2-0	0-0	0	2	0	2-2	0	0	0	14
09/16	at Miami [OH]	34	34	68	6.0-27	3.0-23	0	0-0	1-14	4	9	0	1-1	0	1	0	21
09/23	at Navy *	55	24	79	2.0-3	0.0-0	1	1-0	0-0	0	0	0	3-3	1	0	0	32
09/30	MARSHALL	46	40	86	9.0-15	0.0-0	1	1-0	0-0	4	3	0	3-3	0	0	0	21
10/7	UCF *	19	24	43	2.0-10	1.0-9	0	0-0	0-0	0	0	0	3-2	0	0	0	23
10/14	at USF *	56	16	72	3.0-7	0.0-0	0	0-0	0-0	0	2	0	0-0	0	0	0	3
10/21	SMU *	42	46	88	5.0-27	3.0-23	0	0-0	1-39	0	2	0	2-2	0	1	0	28
11/04	at Tulane *	43	18	61	4.0-11	0.0-0	0	0-0	0-0	0	1	0	2-2	0	0	0	17
11/10	TEMPLE *	36	42	78	3.0-9	1.0-4	1	1-0	1-7	1	5	0	3-3	0	0	0	24
11/18	at ECU *	40	30	70	4.0-4	0.0-0	0	0-0	0-0	3	5	0	3-2	0	0	0	20
11/25	UCONN *	51	48	99	5.0-24	2.0-16	1	0-0	1-21	6	4	0	2-2	0	1	0	22
Totals		500	410	910	58.0-202	12.0-89	6	6-0	5-83	19	35	0	27-24	1	3	0	251
Opponent		398	386	784	62.0-236	17.0-136	8	7-6	9-190	15	43	1	43-42	0	1	1	382

Date	Opponent	No	Yds	Avg	PUNTING						FIELD GOALS			KICKOFFS				
					Long	Blkd	TB	FC	50+	I20	Att-Made	Lg	Blkd	No	Yds	Avg	TB	OB
08/31	AUSTIN PEAY	6	253	42.2	64	0	0	3	1	3	1-0	0	0	5	280	56.0	1	1
09/09	at No. 8 Michigan	10	373	37.3	49	0	0	3	0	3	1-0	0	0	4	250	62.5	0	0
09/16	at Miami [OH]	4	170	42.5	45	0	0	3	0	1	3-2	41	0	5	305	61.0	0	0
09/23	at Navy *	3	119	39.7	42	0	0	3	0	0	1-1	36	0	6	350	58.3	1	0
09/30	MARSHALL	7	284	40.6	45	0	0	2	0	2	1-0	0	0	4	203	50.8	0	0
10/7	UCF *	4	182	45.5	53	0	0	3	1	2	1-1	26	0	4	215	53.8	0	0
10/14	at USF *	7	293	41.9	50	0	0	3	1	0	2-1	30	0	2	113	56.5	1	0
10/21	SMU *	2	84	42.0	47	0	0	1	0	0	3-2	28	0	6	370	61.7	4	0
11/04	at Tulane *	5	208	41.6	48	0	0	4	0	3	2-1	25	0	4	245	61.2	2	1
11/10	TEMPLE *	5	188	37.6	50	0	0	1	1	3	2-1	26	0	4	234	58.5	0	2
11/18	at ECU *	6	316	52.7	65	0	0	3	3	3	0-0	0	0	4	234	58.5	2	1
11/25	UCONN *	5	218	43.6	54	0	0	4	2	1	0-0	0	0	4	259	64.8	2	0
Totals		64	2688	42.0	65	0	0	33	9	21	17-9	41	0	52	3058	58.8	13	5
Opponent		49	2121	43.3	63	0	5	18	9	17	27-20	53	0	74	4618	62.4	37	0

2018 CINCINNATI FOOTBALL

GAME-BY-GAME STATISTICS

OVERALL: **4-8**

AMERICAN: **2-6**

HOME: **2-4**

AWAY: **2-4**

NEUTRAL: **0-0**

Date	Opponent	RUSHING				RECEIVING				PASSING				KICK RET				PUNT RET				TOT OFF
		No.	Yds	TD	Lg	No.	Yds	TD	Lg	Cmp-Att-Int	Yds	TD	Lg	No	Yds	TD	Lg	No	Yds	TD	Lg	
08/31	AUSTIN PEAY	60	224	1	25	9	89	1	19	9-19-1	89	1	19	3	58	0	22	1	1	0	0	313
09/09	at No. 8 Michigan	37	193	0	53	17	221	2	43	17-29-0	221	2	43	4	76	0	27	4	19	0	11	414
09/16	at Miami [OH]	32	70	1	16	16	221	1	55	16-31-1	221	1	55	5	60	0	15	1	6	0	6	291
09/23	at Navy *	72	569	5	53	2	53	1	34	2-3-0	53	1	34	5	96	0	33	0	0	0	0	622
09/30	MARSHALL	44	133	1	36	21	233	4	34	21-34-0	233	4	34	4	64	0	20	4	1	0	5	366
10/7	UCF *	21	141	2	47	16	374	5	79	16-19-0	374	5	79	3	78	0	29	0	0	0	0	515
10/14	at USF *	53	212	2	16	17	190	0	37	17-30-0	190	0	37	1	16	0	16	3	18	0	9	402
10/21	SMU *	44	140	2	23	26	295	2	33	26-37-1	295	2	33	2	39	0	23	1	8	0	8	435
11/04	at Tulane *	35	132	1	53	17	196	0	32	17-24-0	196	0	32	1	23	0	23	1	14	0	14	328
11/10	TEMPLE *	43	205	2	27	19	224	1	34	19-30-1	224	1	34	2	115	1	98	0	0	0	0	429
11/18	at ECU *	33	114	1	16	32	464	5	95	32-46-0	464	5	95	1	8	0	8	0	0	0	0	578
11/25	UCONN *	52	176	1	19	27	273	1	34	27-51-1	273	1	34	2	25	0	13	0	0	0	0	449
OPPONENT TOTALS		526	2309	19	53	219	2833	23	95	219-353-5	2833	23	95	33	658	1	98	15	67	0	14	5142
CINCINNATI		371	1624	11	57	245	2597	20	75	245-434-9	2597	20	75	35	724	0	41	14	95	0	18	4221

TACKLES						SACKS	FUMBLE		PASS			BLKD	KICKS	XPTS			
Date	Opponent	Solo	Ast	Total	TFL-Yds	No-Yds	FF	FR-Yds	Int-Yds	QBH	Brk	Kick	Att-Mad	Run	Rcv	Saf	Pts
08/31	AUSTIN PEAY	23	36	59	2.0-4	0.0-0	1	0-0	0-0	0	2	0	2-2	0	0	0	14
09/09	at No. 8 Michigan	33	24	57	7.0-28	4.0-23	0	0-0	2-52	4	4	0	4-4	0	0	1	36
09/16	at Miami [OH]	38	36	74	4.0-19	1.0-11	0	0-0	2-58	1	6	0	2-2	0	0	0	17
09/23	at Navy *	32	28	60	6.0-22	2.0-17	1	1-0	0-0	4	5	0	6-6	0	0	0	42
09/30	MARSHALL	28	38	66	2.0-3	0.0-0	1	3-0	0-0	3	7	0	5-5	0	0	0	38
10/7	UCF *	32	32	64	7.0-16	1.0-6	0	0-0	1-0	1	2	1	6-6	0	0	0	51
10/14	at USF *	43	20	63	8.0-44	3.0-21	1	1-0	1-65	0	2	0	3-3	0	0	0	33
10/21	SMU *	32	56	88	8.0-34	2.0-25	0	1-0	1-0	0	3	0	4-4	0	0	0	31
11/04	at Tulane *	41	14	55	5.0-9	0.0-0	0	0-0	0-0	0	3	0	1-1	0	0	0	16
11/10	TEMPLE *	40	32	72	3.0-14	1.0-5	1	1-6	0-0	1	3	0	3-3	0	1	0	35
11/18	at ECU *	27	38	65	4.0-22	1.0-12	1	0-0	1-9	1	4	0	6-6	0	0	0	48
11/25	UCONN *	29	32	61	6.0-21	2.0-16	2	0-0	1-6	0	2	0	1-0	0	0	0	21
	OPPONENT TOTALS	398	386	784	62.0-236	17.0-136	8	7-6	9-190	15	43	1	43-42	0	1	1	382
	CINCINNATI	500	410	910	58.0-202	12.0-89	6	6-0	5-83	19	35	0	27-24	1	3	0	251

Date	Opponent	PUNTING										FIELD GOALS			KICKOFFS				
		No	Yds	Avg	Long	Blkd	TB	FC	50+	I20		Att-Made	Lg	Blkd	No	Yds	Avg	TB	OB
08/31	AUSTIN PEAY	7	288	41.1	50	0	0	1	1	1		0-0	0	0	3	144	48.0	0	0
09/09	at No. 8 Michigan	7	274	39.1	61	0	1	1	1	3		2-2	28	0	7	447	63.9	6	0
09/16	at Miami [OH]	8	364	45.5	51	0	1	6	2	4		1-1	37	0	4	220	55.0	0	0
09/23	at Navy *	1	35	35.0	35	0	0	0	0	0		1-0	0	0	7	449	64.1	4	0
09/30	MARSHALL	5	217	43.4	54	0	0	1	1	1		2-1	26	0	7	455	65.0	3	0
10/7	UCF *	0	0	0.0	0	0	0	0	0	0		1-1	47	0	9	565	62.8	3	0
10/14	at USF *	6	292	48.7	63	0	1	3	2	2		4-4	39	0	7	430	61.4	5	0
10/21	SMU *	3	130	43.3	45	0	0	1	0	1		2-1	27	0	5	325	65.0	5	0
11/04	at Tulane *	5	202	40.4	48	0	0	3	0	3		4-3	37	0	4	258	64.5	2	0
11/10	TEMPLE *	2	93	46.5	47	0	1	0	0	0		3-2	27	0	7	420	60.0	1	0
11/18	at ECU *	2	125	62.5	63	0	1	0	2	1		3-2	50	0	9	577	64.1	4	0
11/25	UCONN *	3	101	33.7	40	0	0	2	0	1		4-3	53	0	5	328	65.6	4	0
OPPONENT TOTALS		49	2121	43.3	63	0	5	18	9	17		27-20	53	0	74	4618	62.4	37	0
CINCINNATI		64	2688	42.0	65	0	0	33	9	21		17-9	41	0	52	3058	58.8	13	5



2018 CINCINNATI FOOTBALL

INDIVIDUAL GAME-BY-GAME STATISTICS

OVERALL: **4-8**

AMERICAN: **2-6**

HOME: **2-4**

AWAY: **2-4**

NEUTRAL: **0-0**

PASSING

#8 MOORE, Hayden	Att	Comp	Int	Pct	Yards	TD	Long	Sack	Yds	Effic
Austin Peay	28	17	0	60.7	151	3	21	0	0	141.4
Michigan	40	15	2	37.5	132	1	25	4	23	63.5
Miami	43	24	2	55.8	222	1	29	1	11	97.6
Navy	46	28	0	60.9	381	3	46	2	17	152.0
Marshall	45	22	0	48.9	211	1	42	0	0	95.6
UCF	40	23	1	57.5	278	1	37	1	6	119.1
USF	28	16	1	57.1	147	0	20	1	9	94.1
SMU	35	22	1	62.9	189	2	21	2	25	121.4
Tulane	27	18	0	66.7	248	1	40	0	0	156.0
Temple	36	20	0	55.6	217	2	35	1	5	124.5
ECU	28	15	1	53.6	187	3	75	1	12	137.9
UConn	28	19	1	67.9	199	2	25	2	16	144.0
TOTALS	424	239	9	56.4	2562	20	75	15	124	118.4

#12 TRAIL, Ross

	Att	Comp	Int	Pct	Yards	TD	Long	Sack	Yds	Effic
USF	9	5	0	55.6	31	0	10	2	12	84.5
TOTALS	9	5	0	55.6	31	0	10	2	12	84.5

#5 BOONE, Mike

	Att	Comp	Int	Pct	Yards	TD	Long	Sack	Yds	Effic
Temple	1	1	0	100.0	4	0	4	0	0	133.6
TOTALS	1	1	0	100.0	4	0	4	0	0	133.6

RUSHING

PLAYER	No-Yds/TD	APSU	MICH	MIOH	NAVY	MAR	UCF	USF	SMU	TLN	TEM	ECU	CONN
DOAKS, Gerrid RB	87-513/2	DNP	6-25/0	17-71/0	14-59/1	10-55/1	4-13/0	6-37/0	9-91/0	17-149/0	4-13/0	DNP	DNP
BOONE, Mike RB	110-463/4	19-100/1	12-44/1	DNP	DNP	5-17/0	8-23/0	5-0/0	17-55/0	6-20/1	9-59/1	15-62/0	14-83/0
WARREN, M. RB	54-324/1	3-7/0	1-3/0	9-51/0	3-5/0	5-49/1	1-2/0	6-47/0	5-51/0	2-5/0	10-40/0	7-51/0	2-13/0
MOORE, Hayden QB	92-312/4	2-9/0	10-29/0	8-18/0	4--14/0	5-16/0	13-75/2	5--27/0	11-52/1	8-39/0	11-75/0	7-30/0	8-10/1
LEWIS, Kahlil WR	2-33/0	-	-	-	1-9/0	-	-	-	-	-	-	-	1-24/0
TRAIL, Ross QB	6-17/0	DNP	DNP	DNP	DNP	DNP	DNP	6-17/0	DNP	DNP	DNP	DNP	-
GREENE, Jaelen RB	4-15/0	DNP	DNP	DNP	-	1-1/0	-	2-8/0	-	-	-	-	1-6/0
BOOSE, Taylor RB	4-10/0	DNP	DNP	DNP	DNP	-	-	3-13/0	-	-	-	1--3/0	DNP

RECEIVING

PLAYER	No-Yds/TD	APSU	MICH	MIOH	NAVY	MAR	UCF	USF	SMU	TLN	TEM	ECU	CONN
LEWIS, Kahlil WR	61-676/7	4-41/1	4-29/1	7-83/1	6-59/1	3-24/0	7-89/0	6-35/0	10-72/0	1-12/0	5-84/0	2-84/1	6-64/2
GRAY, Devin WR	28-444/3	2-18/0	3-41/0	-	6-112/1	3-68/0	2-28/0	1-20/0	3-41/1	2-49/1	3-50/0	2-12/0	1-5/0
GEDDIS, Thomas WR	29-388/3	4-48/1	-	5-52/0	3-37/0	-	2-38/0	2-25/0	2-29/1	3-54/0	2-40/1	-	6-65/0
BOONE, Mike RB	24-177/1	2-9/0	5-28/0	DNP	DNP	1-2/0	3-39/0	2-30/0	1-11/0	4-34/0	4-7/1	-	2-17/0
PINCKNEY, JJ WR	11-171/0	-	-	2-28/0	2-53/0	-	1-13/0	1-13/0	2-6/0	1-40/0	-	2-18/0	-
COGSWELL, Tyler TE	23-149/2	3-13/1	1-2/0	1-0/0	5-45/1	-	2-15/0	3-20/0	1-8/0	1-5/0	3-16/0	2-13/0	1-12/0
DOAKS, Gerrid RB	14-135/1	DNP	1-25/0	2-25/0	1-19/0	1-7/0	2--2/1	2-8/0	2-23/0	2-23/0	1-7/0	DNP	DNP
ROLLINS, Jerron WR	13-101/1	2-22/0	1-7/0	1-0/0	2-16/0	2-16/0	-	-	-	2-24/0	-	2-8/1	1-8/0
DEGUARA, Josiah TE	11-98/0	-	-	2-9/0	1-14/0	4-30/0	1-28/0	3-17/0	DNP	DNP	DNP	DNP	DNP
MEDARIS, Rashad WR	6-61/0	-	DNP	2-24/0	-	2-23/0	2-14/0	DNP	DNP	DNP	DNP	DNP	DNP
WARREN, M. RB	5-57/0	-	-	-	1-15/0	-	1-16/0	1-10/0	-	-	1-9/0	1-7/0	-
HAWES, Javan WR	8-57/1	DNP	DNP	DNP	DNP	3-37/1	-	-	1--1/0	2-7/0	-	1-11/0	1-3/0
SAVAGE, JaQuay WR	6-51/1	DNP	-	2-1/0	1-11/0	DNP	DNP	-	-	-	1-4/0	1-10/1	1-25/0
LABELLE, Bruno TE	1-15/0	-	-	-	-	-	-	-	-	-	-	1-15/0	-
BOOSE, Taylor RB	3-13/0	DNP	DNP	DNP	DNP	2-4/0	-	-	-	-	-	1-9/0	DNP
MOORE, Hayden QB	1-4/0	-	-	-	-	-	-	-	-	-	1-4/0	-	-
GREENE, Jaelen RB	1-0/0	DNP	DNP	DNP	-	1-0/0	-	-	-	-	-	-	-

2018 CINCINNATI FOOTBALL

INDIVIDUAL GAME-BY-GAME STATISTICS

OVERALL: **4-8**

AMERICAN: **2-6**

HOME: **2-4**

AWAY: **2-4**

NEUTRAL: **0-0**

ALL-PURPOSE YARDS	TOTAL	APSU	MICH	MIOH	NAVY	MAR	UCF	USF	SMU	TLN	TEM	ECU	CONN
WARREN, M.	820	24	3	119	20	49	84	94	51	23	165	154	34
LEWIS, Kahlil	709	41	29	83	68	24	89	35	72	12	84	84	88
BOONE, Mike	665	109	72	DNP	DNP	19	62	30	79	66	66	62	100
DOAKS, Gerrid	648	DNP	50	96	78	62	11	45	114	172	20	DNP	DNP
GRAY, Devin	539	60	47	-	112	85	28	20	41	58	66	12	10
GEDDIS, Thomas	513	72	7	52	99	32	38	25	29	54	40	-	65
MOORE, Hayden	316	9	29	18	-14	16	75	-27	52	39	79	30	10
PINCKNEY, JJ	171	-	-	28	53	-	13	13	6	40	-	18	-
COGSWELL, Tyler	149	13	2	-	45	-	15	20	8	5	16	13	12
HAWES, Javan	146	DNP	DNP	DNP	DNP	76	50	-	-1	7	-	11	3
ROLLINS, Jerron	101	22	7	-	16	16	-	-	-	24	-	8	8
DEGUARA, Josiah	98	-	-	9	14	30	28	17	DNP	DNP	DNP	DNP	DNP
BOOSE, Taylor	82	DNP	DNP	DNP	DNP	4	-	13	-	-	35	30	DNP
MEDARIS, Rashad	61	-	DNP	24	-	23	14	DNP	DNP	DNP	DNP	DNP	DNP
SAVAGE, JaQuay	51	DNP	-	1	11	DNP	DNP	-	-	-	4	10	25
STEPHENS, L.	39	-	-	-	-	-	-	-	39	-	-	-	-
JACOBS, Carter	21	-	-	-	-	-	-	-	-	-	-	-	21
TRAIL, Ross	17	DNP	DNP	DNP	DNP	DNP	DNP	17	DNP	DNP	DNP	DNP	-
LABELLE, Bruno	15	-	-	-	-	-	-	-	-	-	-	15	-
GREENE, Jaelen	15	DNP	DNP	DNP	-	1	-	8	-	-	-	-	6
CLEMENTS, Malik	14	-	-	14	-	-	-	-	-	-	-	-	-
TAYLOR, M.	7	-	DNP	-	DNP	DNP	DNP	DNP	-	-	7	-	-
SMITH, James	5	-	-	-	-	-	-	-	-	-	5	-	-
WRIGHT, Bryan	2	2	-	-	-	-	DNP	-	DNP	DNP	DNP	DNP	DNP

INT RETURNS	TOTAL	APSU	MICH	MIOH	NAVY	MAR	UCF	USF	SMU	TLN	TEM	ECU	CONN
JACOBS, Carter	1-21	-	-	-	-	-	-	-	-	-	-	-	1-21
WRIGHT, Bryan	1-2	1-2	-	-	-	-	DNP	-	DNP	DNP	DNP	DNP	DNP
STEPHENS, L.	1-39	-	-	-	-	-	-	-	1-39	-	-	-	-
TAYLOR, M.	1-7	-	DNP	-	DNP	DNP	DNP	DNP	-	-	1-7	-	-
CLEMENTS, Malik	1-14	-	-	1-14	-	-	-	-	-	-	-	-	-

KICK RETURNS	TOTAL	APSU	MICH	MIOH	NAVY	MAR	UCF	USF	SMU	TLN	TEM	ECU	CONN
WARREN, M.	19-439	1-17	-	3-68	-	-	3-66	2-37	-	1-18	4-116	4-96	1-21
GEDDIS, Thomas	7-125	1-24	1-7	-	3-62	2-32	-	-	-	-	-	-	-
HAWES, Javan	5-89	DNP	DNP	DNP	DNP	2-39	3-50	-	-	-	-	-	-
BOOSE, Taylor	3-59	DNP	DNP	DNP	DNP	-	-	-	-	-	2-35	1-24	DNP
BOONE, Mike	1-12	-	-	DNP	DNP	-	-	-	-	1-12	-	-	-

PUNT RETURNS	TOTAL	APSU	MICH	MIOH	NAVY	MAR	UCF	USF	SMU	TLN	TEM	ECU	CONN
GRAY, Devin	12-95	4-42	3-6	-	-	2-17	-	-	-	1-9	1-16	-	1-5
BOONE, Mike	1-13	-	-	DNP	DNP	-	-	-	1-13	-	-	-	-

FUMBLE RETURNS	TOTAL	APSU	MICH	MIOH	NAVY	MAR	UCF	USF	SMU	TLN	TEM	ECU	CONN
----------------	-------	------	------	------	------	-----	-----	-----	-----	-----	-----	-----	------

n/a

2018 CINCINNATI FOOTBALL

INDIVIDUAL GAME-BY-GAME STATISTICS

OVERALL: 4-8			AMERICAN: 2-6			HOME: 2-4			AWAY: 2-4			NEUTRAL: 0-0		
FUMBLES FORCED	TOTAL	APSU	MICH	MIOH	NAVY	MAR	UCF	USF	SMU	TLN	TEM	ECU	CONN	
GILBERT, Tyrell	2	1	-	-	-	-	-	-	-	-	1	-	-	
MOUHON, Kevin	1	-	-	-	-	1	-	-	-	-	-	-	-	
JACOBS, Carter	1	-	-	-	1	-	-	-	-	-	-	-	-	
YOUNG, Perry	1	1	-	-	-	-	-	-	-	-	-	-	-	
JOHNSON, Lyndon	1	-	-	-	-	DNP	-	-	-	-	-	-	1	
FUMBLES RECOVERED	TOTAL	APSU	MICH	MIOH	NAVY	MAR	UCF	USF	SMU	TLN	TEM	ECU	CONN	
GILBERT, Tyrell	2	-	1	-	-	-	-	-	-	-	1	-	-	
MURPHY, Chris	1	-	-	-	1	-	-	-	-	-	-	-	-	
BROUGHTON, C.	1	-	1	-	-	-	-	-	-	-	-	-	-	
MINOR, Jaylyn	1	1	-	-	-	-	-	-	-	-	-	-	-	
YOUNG, Perry	1	-	-	-	-	1	-	-	-	-	-	-	-	
TOTAL TACKLES	UA-A	TOT	APSU	MICH	MIOH	NAVY	MAR	UCF	USF	SMU	TLN	TEM	ECU	CONN
MINOR, Jaylyn LB	64-61	125	1-9	9-2	4-6	7-5	4-4	2-6	11-2	3-5	5-2	7-9	4-3	7-8
YOUNG, Perry LB	56-45	101	10-7	3-1	2-1	4-1	6-7	2-2	5-2	3-10	8-2	4-6	7-2	2-4
JACOBS, Carter S	59-21	80	2-2	3-1	1-1	9-4	6-3	5-3	2-0	8-3	1-0	5-2	5-1	12-1
COPELAND, M. DT	31-32	63	1-3	3-3	3-4	7-0	3-4	0-1	-	2-3	4-1	4-3	0-4	4-6
CLEMENTS, Malik S	26-34	60	2-16	4-0	4-3	6-4	2-1	1-1	3-1	1-5	1-1	1-1	1-1	-
MOUHON, Kevin DE	31-25	56	2-4	1-0	3-1	-	3-2	-	8-1	3-7	3-3	-	5-2	3-5
STEPHENS, L. CB	31-20	51	0-6	2-0	3-0	1-1	5-0	1-2	1-1	6-2	4-1	2-2	2-1	4-4
WHITE, Jarell LB	17-29	46	0-1	-	-	1-1	3-4	-	1-0	1-2	1-2	4-6	3-5	3-8
GILBERT, Tyrell S	30-13	43	3-1	4-1	3-4	3-0	3-2	0-1	6-2	4-2	-	2-0	1-0	1-0
BROUGHTON, C. DT	12-22	34	1-3	2-1	0-1	2-1	1-2	0-2	1-1	0-2	1-1	1-3	1-1	2-4
MURPHY, Chris S	17-10	27	1-0	3-1	-	4-0	-	-	1-1	2-0	3-0	0-4	2-1	1-3
COLEMAN, Grant CB	16-8	24	1-0	6-1	3-2	3-1	0-2	3-2	-	-	-	-	-	-
FITZ, Kimoni DE	17-7	24	4-2	2-0	2-0	0-2	4-0	1-1	-	-	1-1	1-0	0-1	2-0
PIERCE, Davin CB	18-4	22	0-1	4-0	-	3-0	2-0	-	2-2	3-1	1-0	-	-	3-0
JOHNSON, Lyndon DE	10-9	19	0-1	0-1	-	-	DNP	-	2-0	1-2	4-2	0-1	1-0	2-2
WILSON, Mark DE	10-7	17	1-2	-	2-2	-	-	1-0	2-0	1-0	-	0-1	2-2	1-0
BROOKS, Curtis DT	4-12	16	0-3	-	-	-	0-2	0-1	3-1	-	0-1	0-2	1-2	-
TAYLOR, M. CB	12-4	16	-	DNP	-	DNP	DNP	DNP	DNP	-	4-1	3-1	4-1	1-1
WRIGHT, Bryan DE	7-8	15	0-5	-	2-0	2-2	0-1	DNP	3-0	DNP	DNP	DNP	DNP	DNP
SMITH, Marquis CB	10-2	12	-	-	-	-	0-1	3-0	3-0	3-1	-	1-0	-	-
BROWN, Marcus DT	3-6	9	DNP	-	-	-	1-3	-	-	1-1	1-0	0-1	0-1	-
DUBLANKO, Joel LB	1-7	8	1-4	-	0-2	-	-	0-1	-	-	-	-	-	-
FORREST, D. S	3-2	5	-	1-0	-	1-1	-	-	1-1	-	-	-	-	-
SPONSELLER, Ty LB	3-2	5	-	1-1	-	2-0	-	DNP	0-1	-	-	-	-	-
BRYANT, Coby S	2-2	4	-	-	1-1	0-1	-	-	-	-	-	-	-	1-0
STATHAM, Tyquan LB	0-4	4	0-2	-	0-2	-	-	DNP	-	-	-	-	-	-
PITTS, Michael DE	0-3	3	0-1	DNP	DNP	-	-	0-1	DNP	DNP	-	-	0-1	DNP
ASHWORTH, Caleb DE	0-2	2	DNP	-	0-2	DNP	DNP	DNP	DNP	DNP	DNP	DNP	DNP	DNP
GRAY, Devin	0-2	2	0-1	-	0-1	-	-	-	-	-	-	-	-	-
JONES, Ryan	2-0	2	-	-	-	-	1-0	-	-	-	1-0	-	-	-
CAMPBELL, G.	1-0	1	-	-	-	-	-	-	-	-	-	1-0	-	-
NIEHAUS, David	0-1	1	-	-	-	-	-	-	-	-	-	-	-	0-1
VINCENT, Jon LS	1-0	1	-	-	-	-	-	-	1-0	-	-	-	-	-
OGLESBY, Norman DT	0-1	1	-	DNP	DNP	-	-	-	-	DNP	DNP	DNP	0-1	-
SMITH, James P	0-1	1	-	-	-	-	0-1	-	-	-	-	-	-	-
SAVAGE, JaQuay	0-1	1	DNP	-	-	-	DNP	DNP	-	-	-	-	-	0-1
WARREN, M.	0-1	1	-	-	-	-	0-1	-	-	-	-	-	-	-
WIGGINS, James S	1-0	1	DNP	-	-	-	-	-	-	-	-	-	DNP	1-0
MEDARIS, Rashad	1-0	1	-	DNP	1-0	-	-	-	DNP	DNP	DNP	DNP	DNP	DNP
PINCKNEY, JJ	1-0	1	-	-	-	-	-	-	-	-	-	-	1-0	-
ANGULO, C. CB	1-0	1	DNP	DNP	-	-	DNP	DNP	-	-	-	-	-	1-0
GREENE, Jaelen	1-0	1	DNP	DNP	DNP	-	1-0	-	-	-	-	-	-	-
COGSWELL, Tyler	0-1	1	-	-	0-1	-	-	-	-	-	-	-	-	-
HAWES, Javan	1-0	1	DNP	DNP	DNP	DNP	1-0	-	-	-	-	-	-	-
GEDDIS, Thomas	0-1	1	-	0-1	-	-	-	-	-	-	-	-	-	-

2018 CINCINNATI FOOTBALL

INDIVIDUAL GAME-BY-GAME STATISTICS

OVERALL: 4-8			AMERICAN: 2-6			HOME: 2-4			AWAY: 2-4			NEUTRAL: 0-0		
TFLs	UA-A	TOT	APSU	MICH	MIOH	NAVY	MAR	UCF	USF	SMU	TLN	TEM	ECU	CONN
YOUNG, Perry LB	7-4	9.0	3.0-22	-	-	-	1.0-2	-	1.0-1	0.5-0	3.0-8	-	-	0.5-1
COPELAND, M. DT	6-4	8.0	-	1.0-2	3.0-8	-	0.5-0	-	-	1.0-7	-	2.0-8	-	0.5-5
MOUHON, Kevin DE	6-2	7.0	1.0-5	-	2.5-18	-	1.0-3	-	1.0-1	-	-	-	1.0-1	0.5-2
MINOR, Jaylyn LB	4-1	4.5	1.5-8	1.0-2	-	-	-	-	-	1.0-9	-	1.0-1	-	-
BROUGHTON, C. DT	3-1	3.5	0.5-1	1.0-8	-	1.0-2	-	-	-	-	-	-	-	1.0-2
FITZ, Kimoni DE	3-1	3.5	-	-	-	0.5-1	2.0-3	1.0-1	-	-	-	-	-	-
PIERCE, Davin CB	2-2	3.0	0.5-1	-	-	-	1.0-1	-	-	0.5-1	-	-	-	1.0-3
GILBERT, Tyrell S	3-0	3.0	1.0-6	1.0-2	-	-	1.0-1	-	-	-	-	-	-	-
JOHNSON, Lyndon DE	3-0	3.0	-	-	-	-	DNP	-	-	1.0-7	1.0-3	-	-	1.0-7
WRIGHT, Bryan DE	1-3	2.5	0.5-0	-	-	0.5-0	0.5-1	DNP	1.0-5	DNP	DNP	DNP	DNP	DNP
WILSON, Mark DE	2-1	2.5	-	-	0.5-1	-	-	1.0-9	-	-	-	-	1.0-1	-
WHITE, Jarell LB	2-1	2.5	-	-	-	-	1.0-3	-	-	-	-	-	1.0-1	0.5-4
MURPHY, Chris S	2-0	2.0	-	1.0-1	-	-	-	-	-	-	-	-	1.0-1	-
DUBLANKO, Joel LB	1-1	1.5	1.5-5	-	-	-	-	-	-	-	-	-	-	-
CLEMENTS, Malik S	1-0	1.0	-	-	-	-	1.0-1	-	-	-	-	-	-	-
BROWN, Marcus DT	1-0	1.0	DNP	-	-	-	-	-	-	1.0-3	-	-	-	-
STEPHENS, L. CB	0-1	0.5	0.5-2	-	-	-	-	-	-	-	-	-	-	-
SACKS	UA-A	TOT	APSU	MICH	MIOH	NAVY	MAR	UCF	USF	SMU	TLN	TEM	ECU	CONN
COPELAND, M. DT	3-1	3.5	-	-	1.0-5	-	-	-	-	1.0-7	-	1.0-4	-	0.5-5
JOHNSON, Lyndon DE	2-0	2.0	-	-	-	-	DNP	-	-	1.0-7	-	-	-	1.0-7
MOUHON, Kevin DE	2-0	2.0	-	-	2.0-18	-	-	-	-	-	-	-	-	-
WILSON, Mark DE	1-0	1.0	-	-	-	-	-	1.0-9	-	-	-	-	-	-
BROUGHTON, C. DT	1-0	1.0	-	1.0-8	-	-	-	-	-	-	-	-	-	-
GILBERT, Tyrell S	1-0	1.0	1.0-6	-	-	-	-	-	-	-	-	-	-	-
MINOR, Jaylyn LB	1-0	1.0	-	-	-	-	-	-	-	1.0-9	-	-	-	-
WHITE, Jarell LB	0-1	0.5	-	-	-	-	-	-	-	-	-	-	-	0.5-4

OVERTIME GAMES

YEAR	OPPONENT	W/L	LENGTH	REGULATION	FINAL
1996	Miami (Ohio)	W	30T	17-17	30-23
1997	at Houston *	L	20T	31-31	41-38
	at Miami (Ohio)	W	20T	24-24	34-31
1999	UAB *	L	OT	21-21	24-21
2000	at Wisconsin	L	OT	22-22	28-25
	at Memphis *	W	OT	10-10	13-10
2002	TCU *	W	OT	29-29	36-29
2003	Temple	W	30T	24-24	30-24
	at USF *	L	20T	10-10	24-17
2008	at No. 20 West Virginia *	W	OT	20-20	26-23
2012	at No. 16/14 Louisville *	L	OT	31-31	34-31
2013	No. 19/16 Louisville *	L	OT	24-24	31-24
2016	at Tulsa *	L	OT	34-34	40-37
2017	SMU *	L	OT	28-28	31-28

CINCINNATI'S RECORDS IN...

All Overtime Games	6-8
One Overtime:	3-6
Two Overtimes:	1-2
Three Overtimes:	2-0
Overtime at Home	3-3
Overtime on the Road	3-5
Overtime Conference Games	3-7
Overtime Non-Conference Games	3-1
Overtime Coin Toss	6-8

POSSESSION RESULT	CINCINNATI	OPP.
Touchdowns	7	6
Field Goals	6	7
Missed Field Goals	0	3
Turnovers	5	4

* - Conference Game



GOBEARCATSFOOTBALL



GOBEARCATSFB

#BEARCATS



GOBEARCATSFB

INDIVIDUAL SEASON & CAREER HIGHS

5 MIKE BOONE

RB • SR • MACCLENNY, FLA.

CAREER HIGHS

Rushes..... 19 twice, last vs. Austin Peay, 08/31/17
Rushing Yards 212 vs. USF 10/24/14 (19 carries)
Long Rush 74 at Miami (OH), 09/19/15
Long Reception 25 vs Virginia Tech, 12/27/14
100-Yard Games 6

SEASON HIGHS

Rushes..... 19 vs. Austin Peay, 08/31/17
Rushing Yards 100 vs. Austin Peay, 08/31/17
Long Rush 26 vs. Austin Peay, 08/31/17
Long Reception 11 at Michigan, 09/06/17
100-Yard Games 1

CAREER RUSHING STATS

YEAR	GP	ATT	YDS	TD	LG	AVG/A	AVG/G
2014	9	101	650	9	63	6.4	72.2
2015	11	104	749	9	74	7.2	68.1
2016	9	105	388	2	18	3.7	43.1
2017	9	96	380	4	28	4.0	42.2
TOTAL	38	406	2167	24	74	5.3	57.0

CAREER RECEIVING STATISTICS

YEAR	GP	REC	YDS	TD	LG	REC/G	AVG/C	AVG/G
2014	9	6	62	0	25	0.7	10.3	6.9
2015	11	15	108	0	24	1.4	7.2	9.8
2016	9	20	249	0	54	2.2	12.5	27.7
2017	9	22	160	1	37	2.4	7.3	17.8
TOTAL	38	63	579	1	54	1.7	9.2	15.2

2017 RUSHING GAME BY GAME

Date	Opponent	No.	Yds.	TD	Long
Aug. 31	AUSTIN PEAY	19	100	1	26
Sept. 9	at Michigan	12	44	1	16
Sept. 30	MARSHALL	5	17	0	11
Oct. 7	UCF *	8	23	0	14
Oct. 14	at USF *	5	0	0	1
Oct. 21	SMU *	17	55	0	10
Nov. 4	at Tulane *	6	20	1	9
Nov. 10	TEMPLE *	9	59	1	28
Nov. 18	at ECU *	15	62	0	8
Nov. 25	UCONN *	14	83	0	25

2016 RUSHING GAME BY GAME

Date	Opponent	No.	Yds.	TD	Long
Sept. 1	UT MARTIN	12	43	1	16
Sept. 10	at Purdue	18	78	0	18
Sept. 15	HOUSTON *	12	29	0	10
Sept. 24	MIAMI (OHIO)	19	74	1	18
Oct. 1	USF *	13	31	0	11
Oct. 8	at UConn *	6	7	0	3
Oct. 22	ECU *	14	88	0	14
Oct. 28	at Temple *	9	24	0	9
Nov. 5	BYU	2	22	0	15

2015 RUSHING GAME BY GAME

Date	Opponent	No.	Yds.	TD	Long
Sept. 5	ALABAMA A&M	13	86	2	26
Sept. 12	TEMPLE *	6	16	0	7
Sept. 19	at Miami (OH)	4	118	1	74
Oct. 16	at BYU	9	55	1	21
Oct. 24	at UConn *	13	119	0	34
Oct. 31	UCF *	3	49	0	32
Nov. 7	at Houston *	6	57	0	23
Nov. 14	TULSA *	18	138	3	38
Nov. 20	at USF *	8	28	0	8

Nov. 28	at ECU *	16	56	1	7
Dec. 24	vs. San Diego State	8	32	1	10

2014 RUSHING GAME BY GAME

Date	Opponent	No.	Yds.	TD	Long
Oct. 11	MIAMI (FL)	3	14	0	6
Oct. 18	at SMU *	5	18	1	8
Oct. 24	USF *	19	212	1	63
Oct. 31	at Tulane *	15	114	1	33
Nov. 13	ECU *	9	45	1	24
Nov. 22	at UConn *	9	52	1	12
Nov. 29	at Temple *	14	65	1	15
Dec. 6	HOUSTON *	17	85	3	15
Dec. 27	vs. Virginia Tech	10	50	0	31

18 TYLER COGSWELL

TE • SR • CORAL SPRINGS, FLA.

CAREER HIGHS

Receptions 5 at Navy, 09/23/17
Receiving Yards 45 at Navy, 09/23/17
Long Reception 17 at Navy, 09/23/17

SEASON HIGHS

Receptions 5 at Navy, 09/23/17
Receiving Yards 45 at Navy, 09/23/17
Long Reception 17 at Navy, 09/23/17

CAREER RECEIVING STATISTICS

YEAR	GP	REC	YDS	TD	LG	REC/G	AVG/C	AVG/G
2014	7	1	3	0	3	0.1	3.0	0.4
2015	13	4	22	1	7	0.3	5.5	1.7
2016	12	2	42	0	29	0.2	21.0	3.5
2017	11	22	137	2	17	2.0	6.2	12.5
TOTAL	43	29	204	3	29	0.7	7.0	4.7

2017 RECEIVING GAME BY GAME

Date	Opponent	No.	Yds.	TD	Long
Aug. 31	AUSTIN PEAY	3	13	1	6
Sept. 9	at Michigan	1	2	0	2
Sept. 23	at Navy *	5	45	1	17
Oct. 7	UCF *	2	15	0	13
Oct. 14	at USF *	3	20	0	9
Oct. 21	SMU	1	8	0	8
Nov. 4	at Tulane *	1	5	0	5
Nov. 10	TEMPLE *	3	16	0	9
Nov. 18	at ECU *	2	13	0	10
Nov. 25	UCONN *	1	12	0	12

2016 RECEIVING GAME BY GAME

Date	Opponent	No.	Yds.	TD	Long
Sept. 24	MIAMI (OHIO)	1	29	0	29
Oct. 1	USF *	1	13	0	13

2015 RECEIVING GAME BY GAME

Date	Opponent	No.	Yds.	TD	Long
Sept. 24	at Memphis *	1	5	0	5
Oct. 1	MIAMI (FL)	1	7	1	7
Nov. 14	TULSA *	1	5	0	5
Nov. 28	at ECU *	1	5	0	5

2014 RUSHING GAME BY GAME

Date	Opponent	No.	Yds.	TD	Long
Oct. 31	at Tulane *	1	3	0	3

83 JOSIAH DEGUARA

TE • SO • FOLSOM, CALIF.

CAREER HIGHS

Receptions 4 vs. Marshall, 09/30/17
Receiving Yards 30 vs. Marshall, 09/30/17
Long reception 28, twice

SEASON HIGHS

Receptions 4 vs. Marshall, 09/30/17
Receiving Yards 30 vs. Marshall, 09/30/17
Long Reception 26 vs. UCF, 10/07/17

CAREER RECEIVING STATISTICS

YEAR	GP	REC	YDS	TD	LG	REC/G	AVG/C	AVG/G
2016	12	4	47	0	28	0.3	11.8	3.9
2017	7	11	98	0	28	1.6	8.9	14.0
TOTAL	19	15	145	0	28	0.8	9.7	7.6

2017 RECEIVING GAME BY GAME

Date	Opponent	No.	Yds.	TD	Long
Sept. 16	at Miami (OH)	2	9	0	5
Sept. 23	at Navy *	1	14	0	14
Sept. 30	MARSHALL	4	30	0	11
Oct. 7	UCF *	1	28	0	28
Oct. 14	at USF *	3	17	0	10

2016 RECEIVING GAME BY GAME

Date	Opponent	No.	Yds.	TD	Long
Sept. 15	HOUSTON *	1	28	0	28
Sept. 24	MIAMI (OHIO)	1	4	0	4
Nov. 25	at Tulsa *	2	15	0	9

23 GERRID DOAKS

RB • FR • INDIANAPOLIS, IND.

CAREER HIGHS

Rushes 17 twice
Rushing yards 149 at Tulane, 11/04/17
Long Rush 57 at Tulane 11/04/17
100-Yard Games 1

SEASON HIGHS

Rushes 17 twice
Rushing yards 149 at Tulane, 11/04/17
Long Rush 57 at Tulane 11/04/17
100-Yard Games 1

CAREER RUSHING STATS

YEAR	GP	ATT	YDS	TD	LG	AVG/A	AVG/G
2017	9	87	513	2	57	5.9	57.0
TOTAL	9	87	513	2	57	5.9	57.0

2017 RUSHING GAME BY GAME

Date	Opponent	No.	Yds.	TD	Long
Sept. 9	at Michigan	6	25	0	15
Sept. 16	at Miami (OH)	17	71	0	12
Sept. 23	at Navy *	14	59	1	21
Sept. 30	MARSHALL	10	55	1	31
Oct. 7	UCF *	4	13	0	6
Oct. 14	USF *	6	37	0	13
Oct. 21	SMU *	9	91	0	45
Nov. 4	at Tulane *	17	149	0	57
Nov. 10	TEMPLE *	4	13	0	13

16 ANDREW GANTZ

K · SR · CENTERVILLE, OHIO

CAREER HIGHS

Longest FG 51 vs. Miami (FL), 10/01/15
 Most FG Made 4 at Memphis, 09/24/15

SEASON HIGHS

Longest FG n/a
 Most FG Made n/a

CAREER KICKING STATISTICS

Year	M-A	Pct.	1-19	20-29	30-39	40-49	50+	Lg	PAT
2014	16-20	80.0	0-0	5-5	6-7	5-7	0-1	47	52-54
2015	21-27	77.8	0-0	8-10	6-6	5-6	2-5	51	49-50
2016	2-2	100.0	0-0	1-1	1-1	0-0	0-0	37	6-6
2017	0-1	0.00	0-0	0-1	0-0	0-0	0-0	-	2-3
TOTAL	39-50	79.6	0-0	14-17	13-14	10-13	2-6	51	109-112

2017 KICKING GAME BY GAME

Date	Opponent	PAT-A	FGM-FGA	Lg	Blk
Aug. 31	AUSTIN PEAY	2-3	0-1	-	0

2016 KICKING GAME BY GAME

Date	Opponent	PAT-A	FGM-FGA	Lg	Blk
Sept. 10	at Purdue	5-5	1-1	26	0
Sept. 15	HOUSTON *	2-2	1-1	37	0

2015 KICKING GAME BY GAME

Date	Opponent	PAT-A	FGM-FGA	Lg	Blk
Sept. 5	ALABAMA A&M	6-6	1-1	35	0
Sept. 12	TEMPLE *	2-2	2-3	27	0
Sept. 19	at Miami (Ohio)	4-4	3-3	46	0
Sept. 24	at Memphis *	4-4	4-5	49	1
Oct. 1	MIAMI (FLA.)	4-4	2-2	51	0
Oct. 16	at BYU	3-3	1-2	29	1
Oct. 24	UCONN *	4-4	3-4	38	0
Oct. 31	UCF *	7-7	1-1	26	0
Nov. 7	at Houston *	2-2	0-0	-	0
Nov. 14	Tulsa *	7-7	0-1	-	0
Nov. 21	at USF *	3-3	2-2	44	0
Nov. 28	at East Carolina *	1-2	2-3	50	0
Dec. 24	vs. San Diego State	1-1	0-0	-	0

2014 KICKING GAME BY GAME

Date	Opponent	PAT-A	FGM-FGA	Lg	Blk
Sept. 12	TOLEDO	7-8	1-1	34	0
Sept. 20	MIAMI (OHIO)	4-4	1-1	21	0
Sept. 27	at Ohio State	4-4	0-0	0	0
Oct. 4	MEMPHIS *	2-2	0-1	0	0
Oct. 11	at Miami (Fla.)	4-4	2-2	46	0
Oct. 18	at SMU *	2-3	3-3	40	0
Oct. 24	USF *	4-4	2-2	23	0
Oct. 31	at Tulane *	5-5	1-1	30	0
Nov. 13	EAST CAROLINA *	6-6	2-2	47	0
Nov. 22	at UConn *	5-5	2-3	44	0
Nov. 29	at Temple *	2-2	0-0	0	0
Dec. 6	HOUSTON *	5-5	1-2	40	0
Dec. 27	vs Virginia Tech	2-2	1-2	25	0

85 THOMAS GEDDIS

WR · SO · POMPANO BEACH, FLA.

CAREER HIGHS

Receptions 6 vs. UConn, 11/25/17
 Receiving Yards 104 at Tulsa, 11/25/16 (3 receptions)
 Long Reception 48 at Tulsa, 11/25/16

SEASON HIGHS

Receptions 6 vs. UConn, 11/25/17
 Receiving Yards 65 vs. UConn, 11/25/17
 Long Reception 33 at Tulane, 11/04/17

CAREER RECEIVING STATISTICS

YEAR	GP	REC	YDS	TD	LG	REC/G	AVG/C	AVG/G
2016	8	7	139	1	48	0.9	19.9	17.4
2017	10	23	323	3	33	2.3	14.0	32.3
TOTAL	18	30	462	4	48	1.7	15.4	25.7

2017 RECEIVING GAME BY GAME

DATE	OPPONENT	NO.	YDS.	TD	LONG
Aug. 31	AUSTIN PEAY	4	48	1	21
Sept. 16	at Miami (OH)	5	52	0	15
Sept. 23	at Navy *	3	37	0	27
Oct. 7	UCF *	2	38	0	29
Oct. 14	at USF *	2	25	0	17
Oct. 21	SMU *	2	29	1	18
Nov. 4	at Tulane *	3	54	0	33
Nov. 10	TEMPLE *	2	40	1	29
Nov. 25	UCONN *	6	65	0	17

2016 RECEIVING GAME BY GAME

DATE	OPPONENT	NO.	YDS.	TD	LONG
Sept. 1	UT MARTIN	1	4	0	4
Oct. 8	at UConn *	1	5	0	5
Nov. 5	BYU	1	14	0	14
Nov. 18	MEMPHIS *	1	6	0	6
Nov. 25	at Tulsa *	3	104	1	48

21 DEVIN GRAY

WR · SR · RENO, NEV.

CAREER HIGHS

Receptions 9 at UConn, 10/08/16
 Receiving Yards 143 at Tulsa, 11/25/16
 Long Reception 82 at Tulsa, 11/25/16
 Long Punt Return 18 vs. Austin Peay, 08/31/17

SEASON HIGHS

Receptions 6 at Navy, 09/23/17
 Receiving Yards 111 at Navy, 09/23/17
 Long Reception 47 at Navy, 09/23/17
 Long Punt Return 18 vs. Austin Peay, 08/31/17

CAREER RECEIVING STATISTICS

YEAR	GP	REC	YDS	TD	LG	REC/G	AVG/C	AVG/G
2016	12	58	860	5	82	4.8	14.8	71.7
2017	11	27	439	3	46	2.5	16.3	39.9
TOTAL	23	85	1299	8	82	3.7	15.3	56.5

2017 RECEIVING GAME BY GAME

DATE	OPPONENT	NO.	YDS.	TD	LONG
Aug. 31	AUSTIN PEAY	2	18	0	11
Sept. 9	at Michigan	3	41	0	20
Sept. 23	at Navy *	6	112	1	46
Sept. 30	Marshall	3	68	0	42
Oct. 7	UCF *	2	28	0	24
Oct. 14	at USF *	1	20	0	20
Oct. 21	at SMU *	3	41	1	21
Nov. 4	at Tulane *	2	49	1	39
Nov. 10	TEMPLE *	3	50	0	20
Nov. 18	at ECU *	2	12	0	6
Nov. 25	UCONN *	1	5	0	5

2016 RECEIVING GAME BY GAME

DATE	OPPONENT	NO.	YDS.	TD	LONG
Sept. 1	UT MARTIN	5	111	0	47
Sept. 10	at Purdue	4	56	0	29
Sept. 15	HOUSTON *	4	97	1	61
Sept. 24	MIAMI (OHIO)	5	67	0	21
Oct. 1	USF *	2	13	0	9
Oct. 8	at UConn *	9	98	0	20
Oct. 22	EAST CAROLINA *	6	98	0	27
Oct. 28	at Temple *	4	23	2	10
Nov. 5	BYU	7	105	0	31
Nov. 12	at UCF *	3	16	0	12
Nov. 18	MEMPHIS *	4	33	1	16
Nov. 25	at Tulsa *	5	143	1	82

2018 CINCINNATI FOOTBALL

INDIVIDUAL SEASON & CAREER HIGHS

7 JAVAN HAWES

WR · FR · ATLANTA, GA.

CAREER HIGHS

Receptions.....3 vs. Marshall, 09/30/17
 Receiving yards.....37 vs. Marshall, 09/30/17
 Long Reception.....18 vs. Marshall, 09/30/17
 Long Kick Return.....22 vs. Marshall, 09/30/17

SEASON HIGHS

Receptions.....3 vs. Marshall, 09/30/17
 Receiving yards.....37 vs. Marshall, 09/30/17
 Long Reception.....18 vs. Marshall, 09/30/17
 Long Kick Return.....22 vs. Marshall, 09/30/17

CAREER RECEIVING STATISTICS

YEAR	GP	REC	YDS	TD	LG	REC/G	AVG/C	AVG/G
2017	7	7	54	1	18	1.0	7.7	7.7
TOTAL	7	7	54	1	18	1.0	7.7	7.7

2017 RECEIVING GAME BY GAME

DATE	OPPONENT	NO.	YDS.	TD	LONG
Sept. 30	MARSHALL	3	37	1	18
Oct. 21	SMU *	1	-1	0	0
Nov. 4	at Tulane *	2	7	0	6
Nov. 18	at ECU *	1	11	0	11
Nov. 25	UCONN *	1	3	0	3

97 RYAN JONES

K · SO · NEW CASTLE, IND.

CAREER HIGHS

Longest FG.....30 at USF, 10/14/17
 Most FG Made.....2 vs. SMU, 10/21/17

SEASON HIGHS

Longest FG.....30 at USF, 10/14/17
 Most FG Made.....2 vs. SMU, 10/21/17

CAREER KICKING STATISTICS

Year	M-A	Pct.	1-19	20-29	30-39	40-49	50+	Lg	PAT
2017	6-10	60.0	0-0	5-5	1-2	0-3	0-0	30	13-15
TOTAL	6-10	60.0	0-0	5-5	1-2	0-3	0-0	30	13-15

2017 KICKING GAME BY GAME

Date	Opponent	PAT-A	FGM-FGA	Lg	Blk
Oct. 7	UCF *	2-3	1-1	26	0
Oct. 14	at USF *	0-0	1-2	30	0
Oct. 21	SMU *	2-2	2-3	28	0
Nov. 4	at Tulane *	2-2	1-2	25	0
Nov. 10	TEMPLE *	3-3	1-2	26	0
Nov. 18	at ECU *	2-3	0-0	-	-
Nov. 25	UCONN *	2-2	0-0	-	-

1 KAHLIL LEWIS

WR · JR · MIAMI, FLA.

CAREER HIGHS

Receptions.....11 vs. East Carolina, 10/22/16
 Receiving yards.....150 vs. East Carolina, 10/22/16 (11 receptions)
 Long Reception.....47 vs. East Carolina, 10/22/16
 Long Rush.....79 at Purdue, 09/10/16
 Long Kick Return.....35, at USF, 11/20/15, vs. Temple, 11/10/17

SEASON HIGHS

Receptions.....10, vs. SMU, 10/21/17
 Receiving Yards.....89 vs. UCF, 10/07/17
 Long Reception.....35 vs. Temple, 11/10/17

CAREER RECEIVING STATISTICS

YEAR	GP	REC	YDS	TD	LG	REC/G	AVG/C	AVG/G
2015	11	3	53	0	41	0.3	17.7	4.8
2016	12	48	605	5	47	4.0	12.6	50.4
2017	11	55	612	5	75	5.0	11.1	55.6
TOTAL	34	106	1270	10	75	3.1	12.0	37.4

2017 RECEIVING GAME BY GAME

DATE	OPPONENT	NO.	YDS.	TD	LONG
Aug. 31	AUSTIN PEAY	4	41	1	16
Sept. 9	at Michigan	4	29	1	10
Sept. 16	at Miami [OH]	7	83	1	27
Sept. 23	at Navy *	6	59	1	31
Sept. 30	MARSHALL	3	24	0	15
Oct. 7	UCF *	7	89	0	26
Oct. 14	at USF *	6	35	0	15
Oct. 21	SMU *	10	72	0	15
Nov. 4	at Tulane *	1	12	0	12
Nov. 10	TEMPLE *	5	84	0	35
Nov. 18	at ECU *	2	84	1	75
Nov. 25	UCONN *	6	64	2	17

2016 RECEIVING GAME BY GAME

Date	Opponent	No.	Yds.	TD	Long
Sept. 1	UT MARTIN	2	16	1	13
Sept. 10	at Purdue	2	32	0	19
Sept. 15	HOUSTON *	3	29	0	19
Sept. 24	MIAMI [OHIO]	6	88	0	36
Oct. 1	USF *	5	77	1	32
Oct. 8	at UConn *	6	57	0	14
Oct. 22	EAST CAROLINA *	11	150	3	47
Oct. 28	at Temple *	2	25	0	16
Nov. 5	BYU	1	16	0	16
Nov. 12	at UCF *	6	84	0	30
Nov. 18	MEMPHIS *	4	31	0	17

2015 RECEIVING GAME BY GAME

Date	Opponent	No.	Yds.	TD	Long
Oct. 31	UCF *	3	53	0	41

17 RASHAD MEDARIS

WR · SO · INDIANAPOLIS, IND.

CAREER HIGHS

Receptions.....2 three times
 Receiving Yards.....24 at Miami [OH], 09/16/17
 Long Reception.....19 at Miami [OH], 09/16/17

SEASON HIGHS

Receptions.....2 three times
 Receiving Yards.....24 at Miami [OH], 09/16/17
 Long Reception.....19 at Miami [OH], 09/16/17

CAREER RECEIVING STATISTICS

YEAR	GP	REC	YDS	TD	LG	REC/G	AVG/C	AVG/G
2017	5	6	61	0	21	1.2	10.2	12.2
TOTAL	5	6	61	0	21	1.2	10.2	12.2

2017 RECEIVING GAME BY GAME

DATE	OPPONENT	NO.	YDS.	TD	LONG
Sept. 16	at Miami [OH]	2	24	0	19
Sept. 30	MARSHALL	2	23	0	21
Oct. 7	UCF *	2	14	0	9

8 HAYDEN MOORE

QB · JR · CLAY, ALA.

CAREER HIGHS

Completions.....31 at Memphis, 09/24/15
 Attempts.....56 at UConn, 10/08/16
 Yards.....557 at Memphis, 09/24/15
 Passing TD.....4 at Memphis, 09/24/15
 Long Pass.....75 at ECU, 11/18/17
 Long Rush.....46 at Michigan, 09/06/17

SEASON HIGHS

Completions.....27 at Navy, 09/23/17
 Attempts.....46 at Navy, 09/23/17
 Yards.....381 at Navy, 09/23/17
 Passing TD.....3 three times
 Long Pass.....75 at ECU, 11/18/17
 Long Rush.....46 at Michigan, 09/06/17

CAREER PASSING STATISTICS

YEAR	GP	C	A	I	Y	TD	LG	%	A/P	A/G
2015	9	133	224	11	1885	9	68	.59	8.4	209.4
2016	7	146	255	7	1744	11	82	.57	6.8	249.1
2017	11	220	396	8	2363	18	75	.56	6.0	214.8
TOTAL	27	499	875	26	5992	38	82	.57	6.8	221.9

2017 PASSING GAME BY GAME

DATE	OPPONENT	C	A	I	Y	TD	LG	SK
Aug. 31	AUSTIN PEAY	17	28	0	151	3	21	0
Sept. 9	at Michigan	15	40	2	132	1	25	4
Sept. 16	at Miami [OH]	24	43	2	222	1	29	1
Sept. 23	at Navy *	27	46	0	381	3	46	2
Sept. 30	MARSHALL	22	45	0	211	1	42	0
Oct. 7	UCF *	23	40	1	278	1	37	1
Oct. 8	at USF *	16	28	1	147	0	20	1
Oct. 21	SMU *	22	35	1	189	2	21	2
Nov. 4	at Tulane *	18	27	0	248	1	40	0
Nov. 10	TEMPLE *	20	36	0	217	2	35	1
Nov. 18	ECU *	15	28	1	187	3	75	1
Nov. 25	UCONN *	19	28	1	199	2	25	2

2016 PASSING GAME BY GAME

DATE	OPPONENT	C	A	I	Y	TD	LG	SK
Sept. 1	UT MARTIN	21	34	1	260	2	47	1
Sept. 10	at Purdue	19	32	0	250	3	29	1
Sept. 15	HOUSTON *	21	37	2	277	2	61	3
Oct. 8	at UConn *	26	56	1	315	0	27	3
Nov. 12	at UCF *	13	25	1	129	0	30	5
Nov. 18	MEMPHIS *	23	34	2	144	1	17	4
Nov. 25	at Tulsa *	20	37	0	371	3	82	1

2015 PASSING GAME BY GAME

DATE	OPPONENT	C	A	I	Y	TD	LG	SK
Sept. 5	ALABAMA A&M	8	14	0	107	1	35	0
Sept. 19	at Miami [Ohio]	7	14	2	118	0	27	1
Sept. 24	at Memphis *	31	53	2	557	4	68	0
Oct. 1	MIAMI (FLA.)	22	33	1	279	2	52	2
Oct. 16	at BYU	15	30	0	219	0	46	8
Oct. 31	UCF *	11	14	1	154	1	49	0
Nov. 21	at USF *	20	36	2	249	1	54	2
Dec. 24	vs. SD State	19	30	3	202	0	47	4

34 JOSH PASLEY

K · SR · LENEXA, KAN.

CAREER HIGHS

Longest FG.....51 vs. Miami [FL], 10/01/15
 Most FG Made.....4 at Memphis, 09/24/15

SEASON HIGHS

Longest FG.....41 at Miami [OH], 09/16/17
 Most FG Made.....2 at Miami [OH] < 09/16/17

CAREER KICKING STATISTICS

Year	M-A	Pct.	1-19	20-29	30-39	40-49	50+	Lg	PAT
2016	11-17	64.7	0-0	6-7	3-5	2-5	0-0	43	17-20
2017	3-6	50.0	0-0	0-1	2-2	1-2	0-1	41	9-9
TOTAL	14-23	65.0	0-0	6-8	5-7	3-7	0-1	43	26-29

2017 KICKING GAME BY GAME

Date	Opponent	PAT-A	FGM-FGA	Lg	Blk
Sept. 9	at Michigan	2-2	0-1	n/a	0
Sept. 16	at Miami [OH]	1-1	2-3	41	0
Sept. 23	at Navy *	3-3	1-1	36	0
Sept. 30	MARSHALL	3-3	0-1	n/a	0

2016 KICKING GAME BY GAME

Date	Opponent	PAT-A	FGM-FGA	Lg	Blk
Sept. 1	UT MARTIN	2-3	0-1	0	0
Sept. 24	MIAMI [OHIO]	3-3	2-3	28	0
Oct. 1	USF *	2-3	0-1	0	0
Oct. 8	at UConn *	0-0	3-3	43	0
Oct. 22	EAST CAROLINA *	4-4	1-2	42	1
Oct. 28	at Temple *	1-2	0-0	0	0
Nov. 5	BYU	0-0	1-2	23	0
Nov. 12	at UCF *	0-0	1-2	38	0
Nov. 18	MEMPHIS *	1-1	0-0	0	0
Nov. 25	at Tulsa *	4-4	3-4	39	0



2018 CINCINNATI FOOTBALL

INDIVIDUAL SEASON & CAREER HIGHS

14 JJ PINCKNEY

WR · JR · SYLVANIA, OHIO

CAREER HIGHS

Receptions.....2 three times
 Receiving Yards53 at Navy, 09/23/17
 Long Reception46 at Navy, 09/23/17

SEASON HIGHS

Receptions.....2 three times
 Receiving Yards53 at Navy, 09/23/17
 Long Reception46 at Navy, 09/23/17

CAREER RECEIVING STATISTICS

YEAR	GP	REC	YDS	TD	LG	REC/G	AVG/C	AVG/G
2017	11	11	171	0	46	1.0	15.5	15.5
TOTAL	11	11	171	0	46	1.0	15.5	15.5

2017 RECEIVING GAME BY GAME

DATE	OPPONENT	NO.	YDS.	TD	LONG
Sept. 16	at Miami (OH)	2	28	0	19
Sept. 23	at Navy *	2	53	0	46
Oct. 7	UCF *	1	13	0	13
Oct. 14	at USF *	1	13	0	13
Oct. 21	SMU *	2	6	0	6
Nov. 4	at Tulane *	1	40	0	40
Nov. 18	at ECU *	2	18	0	16

26 JERRON ROLLINS

WR · SO · MIAMI, FLA.

CAREER HIGHS

Receptions.....3 at Tulsa, Nov. 25, 2016
 Receiving Yards84 at Tulsa, Nov. 25, 2016
 Long Reception70 at Tulsa, Nov. 25, 2016

SEASON HIGHS

Receptions.....2 twice
 Receiving Yards22 vs. Austin Peay, Aug. 31, 2017
 Long Reception17 vs. Austin Peay, Aug. 31, 2017

CAREER RECEIVING STATISTICS

YEAR	GP	REC	YDS	TD	LG	REC/G	AVG/C	AVG/G
2016	11	7	99	1	70	0.6	14.1	9.0
2017	11	12	93	1	17	1.1	7.8	8.5
TOTAL	22	19	192	2	70	0.9	10.1	8.7

2017 RECEIVING GAME BY GAME

DATE	OPPONENT	NO.	YDS.	TD	LONG
Aug. 31	AUSTIN PEAY	2	22	0	17
Sept. 9	at Michigan	1	7	0	7
Sept. 23	at Navy *	2	16	0	9
Sept. 30	MARSHALL	2	16	0	9
Nov. 18	at ECU *	2	8	1	6
Nov. 25	UConn *	1	8	0	8

2016 RECEIVING GAME-BY-GAME

DATE	OPPONENT	NO.	YDS.	TD	LONG
Sept. 1	UT MARTIN	1	6	0	6
Oct. 8	at UConn *	1	5	0	5
Nov. 12	at UCF *	1	6	0	6
Nov. 18	MEMPHIS *	1	-2	0	-2
Nov. 25	at Tulsa *	3	84	1	70
Nov. 4	at Tulane *	2	24	0	13

15 JAQUAY SAVAGE

WR · SR · TYRONE, GA.

CAREER HIGHS

Receptions.....7 vs. Houston, 09/12/15*
 Receiving Yards79 vs. Houston, 09/12/15*
 Long Reception38 vs. Sam Houston State, 09/07/13^

SEASON HIGHS

Receptions.....2 at Miami (OH), 09/16/17
 Receiving Yards25 vs. UConn, 11/25/17
 Long Reception25 vs. UConn, 11/25/17

CAREER RECEIVING STATISTICS

YEAR	GP	REC	YDS	TD	LG	REC/G	AVG/C	AVG/G
2013	10	4	71	1	38	0.4	17.8	7.1
2015	8	12	135	1	34	1.5	11.2	16.9
2017	8	5	26	1	11	0.6	5.2	3.3
TOTAL	26	21	232	3	38	0.9	11.5	10.9

2017 RECEIVING GAME BY GAME

DATE	OPPONENT	NO.	YDS.	TD	LONG
Sept. 16	at Miami (OH)	2	1	0	4
Sept. 23	at Navy *	1	11	0	11
Nov. 10	TEMPLE *	1	4	0	4
Nov. 18	at ECU *	1	10	1	10
Nov. 25	UConn *	1	25	0	25

*-Set while playing for Louisville; ^-Set while playing for Texas A&M

37 JAMES SMITH

P • FR • WANGARATTA, AUSTRALIA

CAREER HIGHS

Most Punts..... 10 at Michigan, 09/06/17
 Most Punts Downed Inside 20 3 twice
 Longest Punt..... 64 vs. Austin Peay, Aug. 31, 2017

SEASON HIGHS

Most Punts..... 10 at Michigan, 09/06/17
 Most Punts Downed Inside 20 3 three times
 Longest Punt..... 65 at ECU, 11/18/17

CAREER PUNTING STATISTICS

YEAR	GP	ATT	YDS	LG	AVG	TB	FC	I20	50+	BLK
2017	12	64	2688	65	42.0	0	33	21	9	0
TOTAL	12	64	2688	65	42.0	0	33	21	9	0

2017 PUNTING GAME BY GAME

DATE	OPPONENT	NO.	YD	AVG	LG	BK	TB	FC	50+	I20
Aug. 31	AUSTIN PEAY	6	253	42.2	64	0	0	3	1	3
Sept. 9	at Michigan	10	373	37.3	49	0	0	3	0	3
Sept. 16	at Miami (OH)	4	170	42.5	45	0	0	3	0	1
Sept. 23	at Navy *	3	119	39.7	42	0	0	3	0	0
Sept. 30	MARSHALL	7	284	40.6	45	0	0	2	0	2
Oct. 7	UCF *	4	182	45.5	53	0	0	3	1	2
Oct. 14	at USF *	7	293	41.7	50	0	0	3	1	0
Oct. 21	SMU *	2	84	42.0	47	0	0	1	0	0
Nov. 4	at Tulane *	5	208	41.6	48	0	0	4	0	3
Nov. 10	TEMPLE *	5	188	37.6	50	0	0	1	1	3
Nov. 18	at ECU *	6	316	52.7	65	0	0	3	3	3
Nov. 25	UConn *	5	218	43.6	54	0	0	4	2	1

12 ROSS TRAIL

QB • SO • WYNNE, ARK.

CAREER HIGHS

Completions..... 25 vs. Miami (OH), 09/24/16
 Attempts..... 38 vs. Miami (OH), 09/24/16
 Yards..... 276 vs. Miami (OH), 09/24/16
 Passing TD..... 1 vs. USF, 10/01/16
 Long Pass..... 36 vs. Miami (OH), 09/24/16
 Long Rush..... 12 vs. Miami (OH), 09/24/16

SEASON HIGHS

Completions..... 5 at USF, 10/14/17
 Attempts..... 9 at USF, 10/14/17
 Yards..... 31 at USF, 10/14/17
 Passing TD..... n/a
 Long Pass..... 10 at USF, 10/14/17
 Long Rush..... 13 at USF, 10/14/17

CAREER PASSING STATISTICS

YEAR	GP	C	A	I	Y	TD	LG	%	A/P	A/G
2016	4	46	70	6	494	1	36	.66	7.1	123.5
2017	1	5	9	0	31	0	10	.56	3.4	31.0
TOTAL	5	51	79	6	525	1	36	.65	6.6	105.0

CAREER RUSHING STATS

YEAR	GP	ATT	YDS	TD	LG	AVG/A	AVG/G
2016	4	19	14	2	12	0.7	3.5
2017	1	6	17	0	13	2.8	17.0
TOTAL	5	25	31	2	13	1.2	6.2

2017 PASSING GAME BY GAME

DATE	OPPONENT	C	A	I	Y	TD	LG	SK
Oct. 8	at USF *	5	9	0	31	0	10	2

2016 PASSING GAME BY GAME

DATE	OPPONENT	C	A	I	Y	TD	LG	SK
Sept. 24	MIAMI (OHIO)	25	38	2	276	0	36	3
Oct. 1	USF *	20	33	3	216	1	28	2

3 MICHAEL WARREN II

RB • FR • TOLEDO, OHIO

CAREER HIGHS

Rushes..... 9 at Miami (OH), 09/16/17
 Rushing Yards 51 twice
 Long Rush..... 27 vs. Marshall, 09/30/17
 100-Yard Games n/a
 Long Kickoff Return..... 41 vs. Temple, 11/10/17

SEASON HIGHS

Rushes..... 9 at Miami (OH), 09/16/17
 Rushing Yards 51 three times
 Long Rush..... 27 vs. Marshall, 09/30/17
 100-Yard Games n/a
 Long Kickoff Return..... 41 vs. Temple, 11/10/17

CAREER RUSHING STATS

YEAR	GP	ATT	YDS	TD	LG	AVG/A	AVG/G
2017	11	52	311	1	27	6.0	28.3
TOTAL	11	52	311	1	27	6.0	28.3

2017 RUSHING GAME BY GAME

Date	Opponent	No.	Yds.	TD	Long
Aug. 31	AUSTIN PEAY	3	7	0	3
Sept. 9	at Michigan	1	3	0	3
Sept. 16	at Miami (OH)	9	51	0	24
Sept. 23	at Navy *	3	5	0	4
Sept. 30	MARSHALL	5	49	1	27
Oct. 7	UCF *	1	2	0	2
Oct. 14	at USF *	6	47	0	16
Oct. 21	SMU *	5	51	0	20
Nov. 4	at Tulane *	2	5	0	7
Nov. 10	TEMPLE *	10	40	0	13
Nov. 18	at ECU *	7	51	0	15
Nov. 25	UConn *	2	13	0	8

INDIVIDUAL CAREER HIGHS

3 CHRISTIAN ANGULO

DB • SO • TAMPA, FLA.

Tackles 1 vs. UConn, 11/25/17 [1-0]

47 LANDON BRAZILE

DE • JR • DAYTON, OHIO

Tackles 3, UConn, 10/24/15 [2-1]

Tackles for loss 1.0, UConn, 10/24/15 [1-0]

92 CURTIS BROOKS

DT • FR • DANVILLE, VA.

Tackles 4 at USF, 10/14/17 [3-1]

96 CORTEZ BROUGHTON

DT • JR • WARNER ROBINS, GA.

Tackles 6 vs. UConn, 11/25/17 [2-4]

Tackles for loss 1.0, nine times

Sacks 1.0, four times

Fumbles recovered 1, at Michigan, 09/09/17

Pass breakups 1, six times

Blocked kicks 1, at USF, 11/20/15

99 MARCUS BROWN

DT • FR • NAPLES, FLA.

Tackles 4, Marshall, 09/30/17 [1-3]

Tackles for loss 1.0, SMU, 10/18/17 [1-0]

Pass breakups 2 at ECU, 11/18/17

25 COBY BRYANT

S • FR • AKRON, OHIO

Tackles 2, at Miami, 09/16/17 [1-1]

4 MALIK CLEMENTS

S • JR • DANVILLE, VA.

Points scored 6, at Miami OH, 09/16/17

Touchdowns 1, at Miami OH, 09/16/17

Interceptions 1, at Miami OH, 09/16/17

Tackles 18, Austin Peay, Aug 31, 2017 [2-16]

Fumbles recovered 1, Tulsa, 11/14/15

13 GRANT COLEMAN

CB • SR • COLUMBUS, OHIO

Tackles 7, three times

Tackles for loss 2.0, Temple, 09/12/15 [2-0]

Fumbles forced 1, Toledo, 09/12/14

Pass breakups 1, five times

44 MARQUISE COPELAND

DT • JR • CLEVELAND, OHIO

Tackles 10 vs. UConn, 11/25/17 [4-6]

Sacks 1.0 five times

Tackles for loss 3.0, at Miami, 09/16/17 [2-0]

Pass breakups 1, three times

41 JOEL DUBLANKO

LB • FR • ABERDEEN, WASH.

Tackles 5, Austin Peay, 08/31/17 [1-4]

Tackles for loss 1.5, Austin Peay, 08/31/17 [1-0]

16 DARRICK FORREST

S • FR • COLUMBUS, OHIO

Tackles 2 twice

51 KIMONI FITZ

DE • JR • RINGGOLD, VA.

Tackles 6, three times

Sacks 1.0, UT Martin, 09/01/16 [1-0]

Tackles For Loss 2.0, Marshall, 09/30/17 [2-0]

2 TYRELL GILBERT

S • JR • CINCINNATI, OHIO

Interceptions 1, UConn, 10/24/15

Tackles 9, UT Martin, 09/01/16 [3-6]

Sacks 1.0, Austin Peay, Aug 31, 2017 [1-0]

Tackles for loss 1.0, at BYU, 10/16/15; Austin Peay, Aug 31, 2017

Fumbles forced 1, five times

Fumbles recovered 1, four times

Pass breakups 2, three times

20 CARTER JACOBS

S • SR • FORT LAUDERDALE, FLA.

Points scored 6, at Miami [Fla.], 10/11/14

Touchdowns 1, at Miami [Fla.], 10/11/14

Interceptions 1, vs. UConn, 11/25/17

Tackles 13 twice

Fumbles forced 1, 4 times

Fumbles recovered 1, at Miami [Fla.], 10/11/14

Pass breakups 2, Marshall, 09/30/17

98 LYNDON JOHNSON

DE • SR • WEST POINT, MISS.

Tackles 6 at Tulane, 11/04/17 [4-2]

Sacks 1.0, four times

Tackles for loss 1.0 five times

Fumbles forced 1 vs. UConn, 11/25/17

33 JAYLYN MINOR

LB • SR • NAVASOTA, TEXAS

Tackles 16 vs. Temple, 11/10/17 [7-9]

Tackles for loss 1.5, Austin Peay, 08/31/17 [1-0]

Fumbles forced 1, Houston, 09/15/16

Fumbles recovered 1, Austin Peay, Aug 31, 2017

Pass breakups 1, at BYU, 10/16/15

48 KEVIN MOUHON

DE • JR • NORCROSS, GA.

Tackles 10, SMU, 10/18/17 [3-7]

Sacks 2.0, at Miami, 09/16/17 [2-0]

Tackles for loss 3.0, USF, 10/01/16 [3-0]

Fumbles forced 1, Marshall, 09/30/17; East Carolina, 10/22/16

Pass breakups 1, three times

30 CHRIS MURPHY

S • JR • MARIETTA, GA.

Tackles 4, five times

Tackles for loss 1.0, three times

Fumbles Recovered 1 at Navy, 09/23/17

Pass breakups 2 vs. Temple, 11/10/17

50 NORMAN OGLESBY

DT • SO • INDIANAPOLIS, IND.

Tackles 1, Alabama A&M, 09/05/15 [1-0]; at Memphis, 09/24/15 [1-0]

Sacks 1.0, Alabama A&M, 09/05/15 [1-0]

Tackles for loss 1.0, Alabama A&M, 09/05/15 [1-0]

11 DAVIN PIERCE

CB • SR • ORLANDO, FLA.

Tackles 4 at USF, 10/14/17 [2-2]

Tackles for loss 1.0, three times

43 MICHAEL PITTS

DE • FR • STONE MOUNTAIN, GA.

Tackles 1, four times

31 MARQUIS SMITH

CB • FR • YPSILANTI, MICH.

Tackles 4, SMU, 10/18/17 [3-1]

40 TY SPONSELLER

LB • FR • CINCINNATI, OHIO

Tackles 2, twice

49 TYQUAN STATHAM

LB • FR • GAINESVILLE, GA.

Tackles 2, twice

9 LINDEN STEPHENS

CB • SR • EUCLID, OHIO

Interceptions 1, six times

Long interception return 39, SMU, 10/18/17

Tackles 8, SMU, 10/18/17 [6-2]

Tackles for loss 1.0, UCF, 10/31/15 [1-0]

Fumbles forced 1, at Houston, 11/07/15

Pass breakups 4, at Miami, 09/16/17

29 MARQUESE TAYLOR

CB • FR • ATLANTA, GA.

Interception 1 vs. Temple, 11/10/17

Tackles 5 at ECU, 11/18/17

8 JARELL WHITE

LB • FR • CINCINNATI, OHIO

Tackles 11 vs. UConn, 11/25/17 [3-8]

Sacks 5 vs. UConn, 11/25/17 [0-1]

Tackles For Loss 1.0, twice

32 JAMES WIGGINS

DB • FR • HOMESTEAD, FLA.

Tackles 1 vs. UConn, 11/25/17 [1-0]

56 MARK WILSON

DE • SR • HAMPTON, VA.

Tackles 8, Houston, 09/15/16 [2-6]

Sacks 1.0, 4 times

Tackles For Loss 1.0, 9 times

Fumbles forced 1, Houston, 09/15/16

Fumbles recovered 1, twice

Pass breakups 1, at Purdue, 09/10/16

95 BRYAN WRIGHT

DE • SO • NEW CASTLE, DEL.

Interceptions 1, Austin Peay, Aug 31, 2017

Long interception return 2, Austin Peay, Aug 31, 2017

Tackles 9, BYU, 11/05/16 [2-7]

Tackles for loss 1.5, twice

Pass breakups 1, three times

6 PERRY YOUNG

LB • SO • BIRMINGHAM, ALA.

Tackles 17, Austin Peay, Aug 31, 2017 [10-7]

Tackles For Loss 3.0 twice

Fumbles Forced 1, Austin Peay, Aug 31, 2017

Fumbles Recovered 1, Marshall, 09/30/17

Pass breakups 1, six times

2018 CINCINNATI FOOTBALL

SEASON & CAREER STATISTICS

SEASON STATISTICS

CAREER STATISTICS

RUSHING

RUSHING	GP	Att	Gain	Loss	Net	Avg	TD	Long	Avg/G		GP	Att	Gain	Loss	Net	Avg	TD	Long	Avg/G
DOAKS, Gerrid	9	87	520	7	513	5.9	2	57	57.0		9	87	520	7	513	5.9	2	57	57.0
BOONE, Mike	10	110	484	21	463	4.2	4	28	46.3		39	420	2303	53	2250	5.4	24	74	57.7
WARREN, Michael	12	54	334	10	324	6.0	1	27	27.0		12	54	334	10	324	6.0	1	27	27.0
MOORE, Hayden	12	92	475	163	312	3.4	4	46	26.0		28	201	809	430	379	1.9	8	46	13.5
LEWIS, Kahlil	12	2	33	0	33	16.5	0	24	2.8		35	11	145	5	140	12.7	0	79	4.0
TRAIL, Ross	2	6	29	12	17	2.8	0	13	8.5		6	25	84	53	31	1.2	2	13	5.2
GREENE, Jaelen	9	4	15	0	15	3.8	0	6	1.7		9	4	15	0	15	3.8	0	6	1.7
BOOSE, Taylor	7	4	13	3	10	2.5	0	6	1.4		11	6	22	3	19	3.2	0	6	1.7
SMITH, James	12	0	5	0	5	0.0	0	0	0.4		12	0	5	0	5	0.0	0	0	0.4
Total.....	12	371	1908	284	1624	4.4	11	57	135.3										
Opponents.....	12	526	2528	219	2309	4.4	19	53	192.4										

PASSING

PASSING	GP	Effic	Cmp-Att-Int	Pct	Yds	TD	Lng	Avg/G		GP	Effic	Att-Cmp-Int	Pct	Yds	TD	Lng	Avg/G
MOORE, Hayden	12	118.45	239-424-9	56.4	2562	20	75	213.5	28	123.59	903-518-27	57.4	6191	40	82	221.1
TRAIL, Ross	2	84.49	5-9-0	55.6	31	0	10	15.5	6	109.37	79-51-6	64.6	525	1	36	87.5
BOONE, Mike	10	133.60	1-1-0	100.0	4	0	4	0.4	39	133.60	1-1-0	100.0	4	0	4	0.1
COGSWELL, Tyler	0	0.00	0-0-0	0.0	0	0	0	0.0	33	673.60	1-1-0	100.0	29	1	29	0.9
Total.....	12	117.78	245-434-9	56.5	2597	20	75	216.4									
Opponents.....	12	148.12	219-353-5	62.0	2833	23	95	236.1									

RECEIVING

RECEIVING	GP	No.	Yds	Avg	TD	Long	Avg/G		GP	No.	Yds	Avg	TD	Long	Avg/G
LEWIS, Kahlil	12	61	676	11.1	7	75	56.3		35	112	1334	11.9	12	75	38.1
GEDDIS, Thomas	12	29	388	13.4	3	33	32.3		20	36	527	14.6	4	48	26.4
GRAY, Devin	12	28	444	15.9	3	46	37.0		24	86	1304	15.2	8	82	54.3
BOONE, Mike	10	24	177	7.4	1	37	17.7		39	65	596	9.2	1	54	15.3
COGSWELL, Tyler	12	23	149	6.5	2	17	12.4		44	30	216	7.2	3	29	4.9
DOAKS, Gerrid	9	14	135	9.6	1	29	15.0		9	14	135	9.6	1	29	15.0
ROLLINS, Jerron	12	13	101	7.8	1	17	8.4		23	20	200	10.0	2	70	8.7
PINCKNEY, JJ	12	11	171	15.5	0	46	14.2		23	11	171	15.5	0	46	7.4
DEGUARA, Josiah	7	11	98	8.9	0	28	14.0		19	15	145	9.7	0	28	7.6
HAWES, Javan	8	8	57	7.1	1	18	7.1		8	8	57	7.1	1	18	7.1
MEDARIS, Rashad	5	6	61	10.2	0	21	12.2		5	6	61	10.2	0	21	12.2
SAVAGE, JaQuay	9	6	51	8.5	1	25	5.7		9	6	51	8.5	1	25	5.7
WARREN, Michael	12	5	57	11.4	0	16	4.8		12	5	57	11.4	0	16	4.8
BOOSE, Taylor	7	3	13	4.3	0	9	1.9		11	3	13	4.3	0	9	1.2
LABELLE, Bruno	12	1	15	15.0	0	15	1.2		12	1	15	15.0	0	15	1.2
MOORE, Hayden	12	1	4	4.0	0	4	0.3		28	2	33	16.5	1	29	1.2
GREENE, Jaelen	9	1	0	0.0	0	0	0.0		9	1	0	0.0	0	0	0.0
Total.....	12	245	2597	10.6	20	75	216.4								
Opponents.....	12	219	2833	12.9	23	95	236.1								

TOTAL OFFENSE

TOTAL	OFFENSE	G	Plays	Rush	Pass	Total	Avg/G		G	Plays	Rush	Pass	Total	Avg/G
MOORE, Hayden		12	516	312	2562	2874	239.5		28	1104	379	6191	6570	234.6
DOAKS, Gerrid		9	87	513	0	513	57.0		9	87	513	0	513	57.0
BOONE, Mike		10	111	463	4	467	46.7		39	421	2250	4	2254	57.8
WARREN, Michael		12	54	324	0	324	27.0		12	54	324	0	324	27.0
TRAIL, Ross		2	15	17	31	48	24.0		6	104	31	525	556	92.7
LEWIS, Kahlil		12	2	33	0	33	2.8		35	11	140	0	140	4.0
GREENE, Jaelen		9	4	15	0	15	1.7		9	4	15	0	15	1.7
BOOSE, Taylor		7	4	10	0	10	1.4		11	6	19	0	19	1.7
SMITH, James		12	0	5	0	5	0.4		12	0	5	0	5	0.4
Total.....		12	805	1624	2597	4221	351.8							
Opponents.....		12	879	2309	2833	5142	428.5							

2018 CINCINNATI FOOTBALL

SEASON & CAREER STATISTICS

SCORING	----- PATs -----																			
	TD	FGs	Kick	Rush	Rcv	Pass	DXP	Saf	Points		TD	FGs	Kick	Rush	Rcv	Pass	DXP	Saf	Points	
LEWIS, Kahlil	7	0-0	0-0	0-0	1	0-0	0	0	44	12	0-0	0-0	0-0	1	0-0	0	0	74	
BOONE, Mike	5	0-0	0-0	0-0	1	0-0	0	0	32	25	0-0	0-0	0-0	1	0-0	0	0	152	
JONES, Ryan	0	6-10	13-15	0-0	0	0-0	0	0	31	0	6-10	13-15	0-0	0	0-0	0	0	31	
MOORE, Hayden	4	0-0	0-0	1-1	0	3-4	0	0	26	9	0-0	0-0	1-1	0	5-8	0	0	56	
GRAY, Devin	3	0-0	0-0	0-0	1	0-0	0	0	20	8	0-0	0-0	0-0	1	0-0	0	0	50	
PASLEY, Josh	0	3-6	9-9	0-0	0	0-0	0	0	18	0	14-23	26-29	0-0	0	0-0	0	0	68	
GEDDIS, Thomas	3	0-0	0-0	0-0	0	0-0	0	0	18	4	0-0	0-0	0-0	0	0-0	0	0	24	
DOAKS, Gerrid	3	0-0	0-0	0-0	0	0-0	0	0	18	3	0-0	0-0	0-0	0	0-0	0	0	18	
COGSWELL, Tyler	2	0-0	0-0	0-0	0	0-0	0	0	12	3	0-0	0-0	0-0	0	0-0	0	0	18	
WARREN, Michael	1	0-0	0-0	0-0	0	0-0	0	0	6	1	0-0	0-0	0-0	0	0-0	0	0	6	
CLEMENTS, Malik	1	0-0	0-0	0-0	0	0-0	0	0	6	1	0-0	0-0	0-0	0	0-0	0	0	6	
SAVAGE, JaQuay	1	0-0	0-0	0-0	0	0-0	0	0	6	1	0-0	0-0	0-0	0	0-0	0	0	6	
ROLLINS, Jerron	1	0-0	0-0	0-0	0	0-0	0	0	6	2	0-0	0-0	0-0	0	0-0	0	0	12	
HAWES, Javan	1	0-0	0-0	0-0	0	0-0	0	0	6	1	0-0	0-0	0-0	0	0-0	0	0	6	
GANTZ, Andrew	0	0-1	2-3	0-0	0	0-0	0	0	2	0	39-50	109-113	0-0	0	0-0	0	0	226	
Total.....	32	9-17	24-27	1-1	3	3-4	0	0	251											
Opponents.....	46	20-27	42-43	0-0	1	1-3	0	1	382											

PUNT RETURNS	No.	Yds	Avg	TD	Long		No.	Yds	Avg	TD	Long
GRAY, Devin	12	95	7.9	0	18	13	110	8.5	0	18
TEAM	1	-13	-13.0	0	0						
BOONE, Mike	1	13	13.0	0	13	1	13	13.0	0	13
Total.....	14	95	6.8	0	18						
Opponents.....	15	67	4.5	0	14						

KICK RETURNS	No.	Yds	Avg	TD	Long		No.	Yds	Avg	TD	Long
WARREN, Michael	19	439	23.1	0	41	19	439	23.1	0	41
GEDDIS, Thomas	7	125	17.9	0	27	7	125	17.9	0	27
HAWES, Javan	5	89	17.8	0	22	5	89	17.8	0	22
BOOSE, Taylor	3	59	19.7	0	24	3	59	19.7	0	24
BOONE, Mike	1	12	12.0	0	12	39	797	20.4	0	60
Total.....	35	724	20.7	0	41						
Opponents.....	33	658	19.9	1	98						

INTERCEPTIONS	No.	Yds	Avg	TD	Long		No.	Yds	Avg	TD	Long
JACOBS, Carter	1	21	21.0	0	21	1	21	21.0	0	21
TAYLOR, Marquese	1	7	7.0	0	7	1	7	7.0	0	7
CLEMENTS, Malik	1	14	14.0	1	14	1	14	14.0	1	14
WRIGHT, Bryan	1	2	2.0	0	2	1	2	2.0	0	2
STEPHENS, Linden	1	39	39.0	0	39	6	68	11.3	0	39
BROUGHTON, Cortez	0	0	0.0	0	0	1	-2	-2.0	0	0
COLEMAN, Grant	0	0	0.0	0	0	1	11	11.0	0	11
Total.....	5	83	16.6	1	39						
Opponents.....	9	190	21.1	3	65						

FUMBLE RETURNS	No.	Yds	Avg	TD	Long		No.	Yds	Avg	TD	Long
COLEMAN, Grant	0	0	0.0	0	0	1	53	53.0	0	53
Total.....	0	0	0.0	0	0						
Opponents.....	2	6	3.0	0	6						

2018 CINCINNATI FOOTBALL

SEASON & CAREER STATISTICS

	SEASON STATISTICS								CAREER STATISTICS							
ALL PURPOSE	G	Rush	Rec	PR	KOR	IR	Tot	Avg/G	G	Rush	Rec	PR	KOR	IR	Tot	Avg/G
WARREN, Michael	12	324	57	0	439	0	820	68.3	12	324	57	0	439	0	820	68.3
LEWIS, Kahlil	12	33	676	0	0	0	709	59.1	35	140	1334	0	297	0	1771	50.6
BOONE, Mike	10	463	177	13	12	0	665	66.5	39	2250	596	13	797	0	3656	93.7
DOAKS, Gerrid	9	513	135	0	0	0	648	72.0	9	513	135	0	0	0	648	72.0
GRAY, Devin	12	0	444	95	0	0	539	44.9	24	-2	1304	110	0	0	1412	58.8
GEDDIS, Thomas	12	0	388	0	125	0	513	42.8	20	0	527	0	125	0	652	32.6
MOORE, Hayden	12	312	4	0	0	0	316	26.3	28	379	33	0	0	0	412	14.7
PINCKNEY, JJ	12	0	171	0	0	0	171	14.2	23	0	171	0	0	0	171	7.4
COGSWELL, Tyler	12	0	149	0	0	0	149	12.4	44	0	216	0	0	0	216	4.9
HAWES, Javan	8	0	57	0	89	0	146	18.2	8	0	57	0	89	0	146	18.2
ROLLINS, Jerron	12	0	101	0	0	0	101	8.4	23	3	200	0	18	0	221	9.6
DEGUARA, Josiah	7	0	98	0	0	0	98	14.0	19	-2	145	0	0	0	143	7.5
BOOSE, Taylor	7	10	13	0	59	0	82	11.7	11	19	13	0	59	0	91	8.3
MEDARIS, Rashad	5	0	61	0	0	0	61	12.2	5	0	61	0	0	0	61	12.2
SAVAGE, JaQuay	9	0	51	0	0	0	51	5.7	9	0	51	0	0	0	51	5.7
STEPHENS, Linden	12	0	0	0	0	39	39	3.2	50	0	0	0	0	68	68	1.4
JACOBS, Carter	12	0	0	0	0	21	21	1.8	49	0	0	0	0	21	21	0.4
TRAIL, Ross	2	17	0	0	0	0	17	8.5	6	31	0	0	0	0	31	5.2
LABELLE, Bruno	12	0	15	0	0	0	15	1.2	12	0	15	0	0	0	15	1.2
GREENE, Jaelen	9	15	0	0	0	0	15	1.7	9	15	0	0	0	0	15	1.7
CLEMENTS, Malik	12	0	0	0	0	14	14	1.2	37	0	0	0	0	14	14	0.4
TAYLOR, Marquese	7	0	0	0	0	7	7	1.0	7	0	0	0	0	7	7	1.0
SMITH, James	12	5	0	0	0	0	5	0.4	12	5	0	0	0	0	5	0.4
WRIGHT, Bryan	6	0	0	0	0	2	2	0.3	14	0	0	0	0	2	2	0.1
Total.....	12	1624	2597	95	724	83	5123	426.9								
Opponents.....	12	2309	2833	67	658	190	6057	504.8								

FIELD GOALS	Att	Good	Long	Blkd	Att	Good	Long	Blkd	Pct.
JONES, Ryan	10	6	30	0	10	6	30	0	60.0
PASLEY, Josh	6	3	41	0	23	14	43	1	60.9
GANTZ, Andrew	1	0	0	0	50	39	51	2	78.0
Total.....	17	9	41	0					
Opponents.....	27	20	53	0					

PUNTING	No.	Yds	Avg	Long	TB	FC	I20	Blkd	No.	Yds	Avg	Long	TB	FC	I20	Blkd
SMITH, James	64	2688	42.0	65	0	33	21	0	64	2688	42.0	65	0	33	21	0
Total.....	64	2688	42.0	65	0	33	21	0								
Opponents.....	49	2121	43.3	63	5	18	17	0								

KICKOFFS	No.	Yds	Avg	TB	OB	Retn	Net	YdLn	No.	Yds	Avg	TB	OB
JONES, Ryan	52	3058	58.8	13	5				106	6276	59.2	27	7
Total.....	52	3058	58.8	13	5	658	39.9	25					
Opponents.....	74	4618	62.4	37	0	724	40.1	24					



2018 CINCINNATI FOOTBALL

SEASON & CAREER STATISTICS

SEASON STATISTICS												CAREER STATISTICS											
DEFENSIVE LEADERS	GP	Solo	Ast	Total	TFL	Sacks	Int	PBU	FR	FF	Blk	GP	Solo	Ast	Total	TFL	Sacks	Int	PBU	FR	FF	Blk	
33 MINOR, Jaylyin	12	64	61	125	4.5	1.0	.	2	1	.	.	33	92	97	189	9.0	1.0	.	3	1	1	.	
6 YOUNG, Perry	12	56	45	101	9.0	.	.	3	1	1	.	24	80	63	143	10.5	.	.	4	1	1	.	
20 JACOBS, Carter	12	59	21	80	0.0	.	1	4	.	1	.	49	109	56	165	0.5	.	1	6	1	4	.	
44 COPELAND, Marquise	12	31	32	63	8.0	3.5	.	1	.	.	.	34	55	82	137	13.5	4.5	.	2	.	2	.	
4 CLEMENTS, Malik	12	26	34	60	1.0	.	1	37	52	67	119	1.5	.	1	1	1	.	.	
48 MOUHON, Kevin	12	31	25	56	7.0	2.0	.	2	.	1	.	35	65	59	124	17.0	3.0	.	4	.	2	.	
9 STEPHENS, Linden	12	31	20	51	0.5	.	1	8	.	.	.	50	92	48	140	1.5	.	6	20	.	1	.	
8W WHITE, Jarell	12	17	29	46	2.5	0.5	.	1	.	.	.	12	17	29	46	2.5	0.5	.	1	.	.	.	
2 GILBERT, Tyrell	12	30	13	43	3.0	1.0	.	2	2	2	.	35	77	56	133	4.0	1.0	4	10	3	4	.	
96 BROUGHTON, Cortez	12	12	22	34	3.5	1.0	.	1	1	.	.	38	45	59	104	10.0	3.5	1	5	1	.	1	
30 MURPHY, Chris	12	17	10	27	2.0	.	.	3	1	.	.	25	22	13	35	2.0	.	.	4	1	.	.	
13 COLEMAN, Grant	12	16	8	24	0.0	.	.	2	.	.	.	47	77	46	123	4.0	.	1	8	1	2	.	
51 FITZ, Kimoni	12	17	7	24	3.5	35	42	34	76	8.0	1.5	
11 PIERCE, Davin	12	18	4	22	3.0	.	.	1	.	.	.	24	26	7	33	4.0	1.0	.	3	.	.	.	
98 JOHNSON, Lyndon	11	10	9	19	3.0	2.0	.	.	.	1	.	26	17	14	31	4.0	3.0	.	.	.	1	.	
56 WILSON, Mark	12	10	7	17	2.5	1.0	45	32	33	65	11.5	5.0	.	1	2	1	.	
92 BROOKS, Curtis	12	4	12	16	0.0	12	4	12	16	0.0	
29 TAYLOR, Marquese	7	12	4	16	0.0	.	1	1	.	.	.	7	12	4	16	0.0	.	1	1	.	.	.	
95 WRIGHT, Bryan	6	7	8	15	2.5	.	1	2	.	.	.	14	19	24	43	6.5	.	1	2	.	.	.	
31 SMITH, Marquis	12	10	2	12	0.0	12	10	2	12	0.0	
99 BROWN, Marcus	11	3	6	9	1.0	.	.	2	.	.	.	11	3	6	9	1.0	.	.	2	.	.	.	
41 DUBLANKO, Joel	12	1	7	8	1.5	12	1	7	8	1.5	
40 SPONSELLER, Ty	11	3	2	5	0.0	11	3	2	5	0.0	
1F FORREST, Darrick	12	3	2	5	0.0	12	3	2	5	0.0	
49 STATHAM, Tyquan	11	.	4	4	0.0	11	.	4	4	0.0	
25 BRYANT, Coby	12	2	2	4	0.0	12	2	2	4	0.0	
43 PITTS, Michael	7	.	3	3	0.0	7	.	3	3	0.0	
97 JONES, Ryan	12	2	.	2	0.0	25	3	.	3	0.0	
55 ASHWORTH, Caleb	2	.	2	2	0.0	2	.	2	2	0.0	
21 GRAY, Devin	12	.	2	2	0.0	24	.	3	3	0.0	
61 VINCENT, Jon	12	1	.	1	0.0	24	2	1	3	0.0	
66 NIEHAUS, David	12	.	1	1	0.0	30	.	1	1	0.0	
1A ANGULO, Christian	8	1	.	1	0.0	8	1	.	1	0.0	
32 WIGGINS, James	10	1	.	1	0.0	10	1	.	1	0.0	
22 GREENE, Jaelen	9	1	.	1	0.0	9	1	.	1	0.0	
50 OGLESBY, Norman	7	.	1	1	0.0	12	2	1	3	1.0	1.0	
15 SAVAGE, JaQuay	9	.	1	1	0.0	9	.	1	1	0.0	
17 MEDARIS, Rashad	5	1	.	1	0.0	5	1	.	1	0.0	
7 HAWES, Javan	8	1	.	1	0.0	8	1	.	1	0.0	
18 COGSWELL, Tyler	12	.	1	1	0.0	44	2	1	3	0.0	
14 PINCKNEY, JJ	12	1	.	1	0.0	23	9	10	19	0.0	.	.	4	.	.	.	
85 GEDDIS, Thomas	12	.	1	1	0.0	20	.	1	1	0.0	
72 CAMPBELL, Garrett	12	1	.	1	0.0	32	1	.	1	0.0	
3 WARREN, Michael	12	.	1	1	0.0	12	.	1	1	0.0	
37 SMITH, James	12	.	1	1	0.0	12	.	1	1	0.0	
Total.....	12	500	410	910	58	12	5	35	6	6	.												
Opponents.....	12	398	386	784	62	17	9	43	7	8	1												

2018 CINCINNATI FOOTBALL

STARTERS

OFFENSE	LT	LG	C	RG	RT	TE/WR	WR/TE	WR	WR	QB	RB
AUSTIN PEAY	Cunningham	Campbell	Niehaus	Steur	Calhoun	Cogswell	Labelle	Gray	Lewis	Moore	Boone
at Michigan	Cunningham	Campbell	Niehaus	Steur	Calhoun	Cogswell	Geddis	Gray	Lewis	Moore	Boone
at Miami (OH)	Cunningham	Campbell	Niehaus	Steur	Trout	Cogswell	Geddis	Gray	Lewis	Moore	Doaks
at Navy	Cunningham	Campbell	Niehaus	Steur	Trout	Cogswell	Geddis	Gray	Lewis	Moore	Doaks
MARSHALL	Cunningham	Campbell	Niehaus	Steur	Trout	Cogswell	Geddis	Gray	Lewis	Moore	Doaks
UCF	Cunningham	Campbell	Niehaus	Trout	Calhoun	Cogswell	Geddis	Gray	Lewis	Moore	Boone
at USF	Cunningham	Campbell	Niehaus	Trout	Calhoun	Cogswell	Geddis	Gray	Lewis	Moore	Boone
SMU	Cunningham	Campbell	Niehaus	Steur	Calhoun	Cogswell	Geddis	Gray	Lewis	Moore	Boone
at Tulane	Cunningham	Campbell	Niehaus	Trout	Calhoun	Boone	Geddis	Gray	Lewis	Moore	Doaks
TEMPLE	Cunningham	Campbell	Niehaus	Trout	Calhoun	Cogswell	Geddis	Gray	Lewis	Moore	Boone
at ECU	Cunningham	Campbell	Niehaus	Steur	Calhoun	Cogswell	Geddis	Gray	Lewis	Moore	Boone
UConn	Cunningham	Campbell	Niehaus	Steur	Calhoun	Cogswell	Geddis	Gray	Lewis	Moore	Boone



DEFENSE	DE	DT	DT	DE	WLB	MLB	SLB	CB	S	S	CB
AUSTIN PEAY	Mouhon	Copeland	Broughton	Wright	P. Young	J. Minor	Gilbert	Stephens	Jacobs	Clements	Coleman
at Michigan	Mouhon	Copeland	Broughton	Wright	P. Young	J. Minor	Gilbert	Stephens	Jacobs	Clements	Coleman
at Miami (OH)	Mouhon	Copeland	Broughton	Wright	P. Young	J. Minor	Gilbert	Stephens	Jacobs	Clements	Coleman
at Navy	Mouhon	Copeland	Broughton	Wright	Clements	J. Minor	Gilbert	Stephens	Jacobs	Murphy	Coleman
MARSHALL	Mouhon	Copeland	Broughton	Wright	P. Young	J. Minor	Gilbert	Stephens	Jacobs	Clements	Coleman
UCF	Mouhon	Copeland	Broughton	Fitz	P. Young	J. Minor	Gilbert	Stephens	Jacobs	Murphy	Pierce
at USF	Mouhon	Copeland	Broughton	Wright	P. Young	J. Minor	Gilbert	Stephens	Jacobs	Murphy	Pierce
SMU	Broughton	Copeland	Johnson	Mouhon	P. Young	J. Minor	Gilbert	Stephens	Jacobs	Murphy	Pierce
at Tulane	Broughton	Copeland	Johnson	Mouhon	P. Young	J. Minor	White	Stephens	Jacobs	Murphy	Pierce
TEMPLE	Broughton	Copeland	Johnson	Mouhon	P. Young	J. Minor	White	Stephens	Jacobs	Murphy	Taylor
at ECU	Broughton	Copeland	Johnson	Mouhon	P. Young	J. Minor	White	Stephens	Jacobs	Murphy	Pierce
UConn	Broughton	Copeland	Johnson	Mouhon	P. Young	J. Minor	White	Stephens	Jacobs	Murphy	Taylor

START CHART

PLAYER	2017	CAR.	CONS.
Mike Boone, RB	9	11	7
Landon Brazile, DE	0	3	0
Cortez Broughton, DT	12	35	27
Kendall Calhoun, OL	9	9	7
Garrett, Campbell, OL	12	12	12
Malik Clements, S	5	8	0
Tyler Cogswell, TE	11	12	3
Grant Coleman, CB	5	33	0
Marquise Copeland, DE	12	15	12
Korey Cunningham, OL	12	24	24
Gerrid Doaks, RB	4	4	0
Kimoni Fitz, DE	1	11	0
Thomas Geddis, WR	11	12	11

Tyrell Gilbert, S	8	23	0
PLAYER	2017	CAR.	CONS.
Devin Gray, WR	12	24	24
Carter Jacobs, DB	12	16	15
Lyndon Johnson, DT	5	5	5
Bruno Labelle, TE	1	1	0
Kahlil Lewis, WR	12	23	12
Jaylyn Minor, LB	12	13	12
Keith Minor, OL	0	2	0
Hayden Moore, QB	12	22	15
Chris Murphy, LB	8	11	7
Kevin Mouhon, DE	12	19	13
David Niehaus, OL	12	13	12
Davin Pierce, CB	5	5	0

Linden Stephens, CB	12	21	12
Will Steur, OL	8	13	2
PLAYER	2017	CAR.	CONS.
Marquese Taylor, CB	2	2	1
Ross Trail, QB	0	2	0
Jarell White, LB	4	4	4
Mark Wilson, DE	0	11	0
Bryan Wright, DE	6	7	0
Perry Young, LB	11	11	8



GOBEARCATSFOOTBALL



GOBEARCATSFB

#BEARCATS



GOBEARCATSFB

2018 CINCINNATI FOOTBALL

PARTICIPATION

	Name	GP/GS	APSU	MICH	MIOH	NAVY	MAR	UCF	USF	SMU	TLN	TEM	ECU	CONN
3A	ANGULO, C.	8/-	XXX	XXX	XXX	XXX	XXX	XXX	XXX	XXX
5	BOONE, Mike	10/9	START	START	XXX	START	START	START	START	START	START	START
24	BOOSE, Taylor	7/-	XXX	XXX	XXX	XXX	XXX	XXX	XXX	...
92	BROOKS, Curtis	12/-	XXX	XXX	XXX	XXX	XXX	XXX	XXX	XXX	XXX	XXX	XXX	XXX
96	BROUGHTON, C.	12/12	START	START	START	START	START	START	START	START	START	START	START	START
99	BROWN, Marcus	11/-	...	XXX	XXX	XXX	XXX	XXX	XXX	XXX	XXX	XXX	XXX	XXX
25	BRYANT, Coby	12/-	XXX	XXX	XXX	XXX	XXX	XXX	XXX	XXX	XXX	XXX	XXX	XXX
60	BYCZNSKI, Zach	4/-	XXX	XXX	XXX	XXX
74	CALHOUN, K	9/9	START	START	START	START	START	START	START	START	START
72	CAMPBELL, G.	12/12	START	START	START	START	START	START	START	START	START	START	START	START
4	CLEMENTS, Malik	12/6	START	START	START	START	START	XXX	XXX	XXX	START	XXX	XXX	XXX
18	COGSWELL, Tyler	12/12	START	START	START	START	START	START	START	START	START	START	START	START
13	COLEMAN, Grant	12/6	START	START	START	START	START	XXX	XXX	XXX	START	XXX	XXX	XXX
44	COPELAND, M.	12/12	START	START	START	START	START	START	START	START	START	START	START	START
71	CUNNINGHAM, K.	12/12	START	START	START	START	START	START	START	START	START	START	START	START
83	DEGUARA, Josiah	7/-	XXX	XXX	XXX	XXX	XXX	XXX	XXX
23	DOAKS, Gerrid	9/3	...	XXX	START	START	START	XXX	XXX	XXX	XXX	XXX
36	DOSS, Sheldon	3/-	XXX	XXX	XXX
41	DUBLANKO, Joel	12/-	XXX	XXX	XXX	XXX	XXX	XXX	XXX	XXX	XXX	XXX	XXX	XXX
89	ELFERS, Jake	10/-	XXX	XXX	XXX	XXX	XXX	XXX	XXX	XXX	XXX	XXX
51	FITZ, Kimoni	12/1	XXX	XXX	XXX	XXX	XXX	START	XXX	XXX	XXX	XXX	XXX	XXX
1F	FORREST, D.	12/-	XXX	XXX	XXX	XXX	XXX	XXX	XXX	XXX	XXX	XXX	XXX	XXX
16	GANTZ, Andrew	1/-	XXX
85	GEDDIS, Thomas	12/11	XXX	START	START	START	START	START	START	START	START	START	START	START
2	GILBERT, Tyrell	12/8	START	START	START	START	START	START	START	START	XXX	XXX	XXX	XXX
27	GILLESPIE, H.	1/-	XXX
21	GRAY, Devin	12/12	START	START	START	START	START	START	START	START	START	START	START	START
22	GREENE, Jaelen	9/-	XXX	XXX	XXX	XXX	XXX	XXX	XXX	XXX	XXX
7	HAWES, Javan	8/-	XXX	XXX	XXX	XXX	XXX	XXX	XXX	XXX
20	JACOBS, Carter	12/12	START	START	START	START	START	START	START	START	START	START	START	START
78	JAMES, Morgan	5/-	XXX	XXX	XXX	XXX	XXX
98	JOHNSON, Lyndon	11/5	XXX	XXX	XXX	XXX	...	XXX	XXX	START	START	START	START	START
97	JONES, Ryan	12/-	XXX	XXX	XXX	XXX	XXX	XXX	XXX	XXX	XXX	XXX	XXX	XXX
87	LABELLE, Bruno	12/1	START	XXX	XXX	XXX	XXX	XXX	XXX	XXX	XXX	XXX	XXX	XXX
1	LEWIS, Kahilil	12/12	START	START	START	START	START	START	START	START	START	START	START	START
80	MBODJ, Malick	3/-	XXX	XXX	XXX
17	MEDARIS, Rashad	5/-	XXX	...	XXX	XXX	XXX	XXX
33	MINOR, Jaylyn	12/12	START	START	START	START	START	START	START	START	START	START	START	START
54	MINOR, Keith	11/-	XXX	XXX	XXX	XXX	...	XXX	XXX	XXX	XXX	XXX	XXX	XXX
8	MOORE, Hayden	12/12	START	START	START	START	START	START	START	START	START	START	START	START
48	MOUHON, Kevin	12/12	START	START	START	START	START	START	START	START	START	START	START	START
30	MURPHY, Chris	12/7	XXX	XXX	XXX	START	XXX	START	START	START	XXX	START	START	START
88	NEAL, Braxton	3/-	XXX	XXX	XXX
66	NIEHAUS, David	12/12	START	START	START	START	START	START	START	START	START	START	START	START
50	OGLESBY, Norman	7/-	XXX	XXX	XXX	XXX	XXX	XXX	XXX
34	PASLEY, Josh	4/-	...	XXX	XXX	XXX	XXX
84	PAUL, Marcel	1/-	XXX
11	PIERCE, Davin	12/4	XXX	XXX	XXX	XXX	XXX	START	START	START	XXX	XXX	START	XXX
14	PINCKNEY, JJ	12/-	XXX	XXX	XXX	XXX	XXX	XXX	XXX	XXX	XXX	XXX	XXX	XXX
43	PITTS, Michael	7/-	XXX	XXX	XXX	XXX	XXX	XXX	XXX	...
93	PONDER, Elijah	1/-	XXX
26	ROLLINS, Jerron	12/-	XXX	XXX	XXX	XXX	XXX	XXX	XXX	XXX	XXX	XXX	XXX	XXX
15	SAVAGE, JaQuay	9/-	...	XXX	XXX	XXX	XXX	XXX	XXX	XXX	XXX	XXX
37	SMITH, James	12/-	XXX	XXX	XXX	XXX	XXX	XXX	XXX	XXX	XXX	XXX	XXX	XXX
31	SMITH, Marquis	12/-	XXX	XXX	XXX	XXX	XXX	XXX	XXX	XXX	XXX	XXX	XXX	XXX
40	SPONSELLER, Ty	11/-	XXX	XXX	XXX	XXX	XXX	...	XXX	XXX	XXX	XXX	XXX	XXX
49	STATHAM, Tyquan	11/-	XXX	XXX	XXX	XXX	XXX	...	XXX	XXX	XXX	XXX	XXX	XXX
9	STEPHENS, L.	12/12	START	START	START	START	START	START	START	START	START	START	START	START
64	STEUR, Will	12/8	START	START	START	START	START	XXX	XXX	START	XXX	XXX	START	START
2T	TAYLOR, M.	7/2	XXX	...	XXX	XXX	XXX	START	XXX	START
12	TRAIL, Ross	2/-	XXX	XXX
5T	TROUT, Kyle	9/6	XXX	XXX	START	START	START	START	XXX	...	START	START
61	VINCENT, Jon	12/-	XXX	XXX	XXX	XXX	XXX	XXX	XXX	XXX	XXX	XXX	XXX	XXX
3	WARREN, M.	12/-	XXX	XXX	XXX	XXX	XXX	XXX	XXX	XXX	XXX	XXX	XXX	XXX
8W	WHITE, Jarell	12/4	XXX	XXX	XXX	XXX	XXX	XXX	XXX	XXX	START	START	START	START
32	WIGGINS, James	10/-	...	XXX	XXX	XXX	XXX	XXX	XXX	XXX	XXX	XXX	...	XXX
56	WILSON, Mark	12/1	XXX	XXX	XXX	XXX	XXX	XXX	START	XXX	XXX	XXX	XXX	XXX
69	WOOD, Zach	1/-	XXX	...
95	WRIGHT, Bryan	6/6	START	START	START	START	START	...	START
73	YAGER, Blake	9/-	XXX	XXX	...	XXX	XXX	XXX	XXX	XXX	XXX	XXX
6	YOUNG, Perry	12/11	START	START	START	XXX	START	START	START	START	START	START	START	START

YDS.	TYPE	PLAYER(S)	OPP.
*75	Pass	LEWIS, Kahlil from MOORE, Hayden	ECU
57	Rush	DOAKS, Gerrid	Tulane
*46	Pass	GRAY, Devin from MOORE, Hayden	Navy
46	Pass	PINCKNEY, JJ from MOORE, Hayden	Navy
46	Rush	MOORE, Hayden	Michigan
45	Rush	DOAKS, Gerrid	SMU
42	Pass	GRAY, Devin from MOORE, Hayden	Marshall
41	KR	WARREN, Michael	Temple
40	Pass	PINCKNEY, JJ from MOORE, Hayden	Tulane
*39	Pass	GRAY, Devin from MOORE, Hayden	Tulane
39	INT	STEPHENS, Linden	SMU
37	Pass	BOONE, Mike from MOORE, Hayden	UCF
35	Rush	MOORE, Hayden	SMU
35	Pass	LEWIS, Kahlil from MOORE, Hayden	Temple
33	Pass	GEDDIS, Thomas from MOORE, Hayden	Tulane
33	Pass	BOONE, Mike from MOORE, Hayden	Tulane
31	Rush	DOAKS, Gerrid	Marshall
31	Pass	LEWIS, Kahlil from MOORE, Hayden	Temple
31	Pass	LEWIS, Kahlil from MOORE, Hayden	Navy
29	Pass	DOAKS, Gerrid from MOORE, Hayden	Miami
*29	Pass	GEDDIS, Thomas from MOORE, Hayden	Temple
29	Rush	MOORE, Hayden	Temple
29	Pass	GEDDIS, Thomas from MOORE, Hayden	UCF
28	Rush	BOONE, Mike	Temple
28	KR	WARREN, Michael	ECU
28	KR	WARREN, Michael	Miami
28	KR	WARREN, Michael	Temple
28	KR	WARREN, Michael	Temple
28	Pass	DEGUARA, Josiah from MOORE, Hayden	UCF
27	KR	GEDDIS, Thomas	Navy
*27	Rush	WARREN, Michael	Marshall
27	Pass	LEWIS, Kahlil from MOORE, Hayden	Miami
27	Pass	GEDDIS, Thomas from MOORE, Hayden	Navy
27	KR	WARREN, Michael	UCF
26	KR	WARREN, Michael	ECU
26	Pass	LEWIS, Kahlil from MOORE, Hayden	UCF
26	Rush	BOONE, Mike	Austin Peay
25	Rush	BOONE, Mike	Austin Peay
25	Pass	GRAY, Devin from MOORE, Hayden	Navy
25	Rush	BOONE, Mike	UConn
25	Pass	DOAKS, Gerrid from MOORE, Hayden	Michigan
25	Pass	SAVAGE, JaQuay from MOORE, Hayden	UConn

YDS.	TYPE	PLAYER(S)	OPP.
24	Pass	GRAY, Devin from MOORE, Hayden	UCF
24	Rush	WARREN, Michael	Miami
24	KR	GEDDIS, Thomas	Austin Peay
24	Rush	LEWIS, Kahlil	UConn
24	KR	BOOSE, Taylor	ECU
23	KR	WARREN, Michael	USF
23	KR	WARREN, Michael	Miami
22	KR	WARREN, Michael	ECU
22	KR	HAWES, Javan	Marshall
21	KR	WARREN, Michael	UConn
21	Rush	DOAKS, Gerrid	Tulane
21	Pass	GEDDIS, Thomas from MOORE, Hayden	Austin Peay
21	Rush	MOORE, Hayden	SMU
21	INT	JACOBS, Carter	UConn
*21	Pass	GRAY, Devin from MOORE, Hayden	SMU
21	Rush	DOAKS, Gerrid	Navy
*21	Rush	BOONE, Mike	Temple
21	Pass	MEDARIS, Rashad from MOORE, Hayden	Marshall
20	Pass	GRAY, Devin from MOORE, Hayden	USF
20	Pass	GRAY, Devin from MOORE, Hayden	Temple
20	Rush	DOAKS, Gerrid	SMU
*20	Pass	LEWIS, Kahlil from MOORE, Hayden	Miami
20	Pass	DOAKS, Gerrid from MOORE, Hayden	Tulane
20	KR	WARREN, Michael	ECU
20	Pass	GRAY, Devin from MOORE, Hayden	Michigan
20	Rush	WARREN, Michael	SMU
20	Pass	LEWIS, Kahlil from MOORE, Hayden	UCF
20	KR	WARREN, Michael	UCF

* touchdown scored on play

BY PLAYER

PLAYER	NO.	TD	R	P	KR	PR	IR	FR
WARREN, Michael	16	1	3	0	13	0	0	0
GRAY, Devin	9	3	0	9	0	0	0	0
LEWIS, Kahlil	9	2	1	8	0	0	0	0
DOAKS, Gerrid	9	0	6	3	0	0	0	0
GEDDIS, Thomas	7	1	0	5	2	0	0	0
BOONE, Mike	7	1	5	2	0	0	0	0
MOORE, Hayden	4	0	4	0	0	0	0	0
PINCKNEY, JJ	2	0	0	2	0	0	0	0
SAVAGE, JaQuay	1	0	0	1	0	0	0	0
BOOSE, Taylor	1	0	0	0	1	0	0	0
HAWES, Javan	1	0	0	0	1	0	0	0
JACOBS, Carter	1	0	0	0	0	0	1	0
MEDARIS, Rashad	1	0	0	1	0	0	0	0
DEGUARA, Josiah	1	0	0	1	0	0	0	0
STEPHENS, Linden	1	0	0	0	0	0	1	0
TOTAL	70	8	19	32	17	0	2	0

BY NUMBER

PLAYS BY YARDS	NO.	TD
100+	0	0
90-99	0	0
80-89	0	0
70-79	1	1
60-69	0	0
50-59	1	0
40-49	7	1
30-39	10	1
20-29	51	5

PLAYS BY TYPE	NO.	TD
Rushing	19	2
Passing	32	6
Punt returns	0	0
Kick returns	17	0
Interceptions	2	0
Fumble returns	0	0
Other	0	0
TOTAL	70	8

LONGEST PLAYS

OFFENSE			
TYPE	YARDS	PLAYER	OPPONENT
Rush	57	Doaks	Tulane
Rushing TD	27	Warren	Marshall
Pass	75	Lewis from Moore	ECU
Passing TD	75	Lewis from Moore	ECU

SPECIAL TEAMS

TYPE	YARDS	PLAYER	OPPONENT
Punt Return	18	Gray	APSU
Kick Return	41	Warren	Temple
Punt	64	Smith	APSU
Field Goal	41	Pasley	Miami

DEFENSE

TYPE	YARDS	PLAYER	OPPONENT
Int. Return	39	Stephens	SMU
Fumble Return	-	-	-



2018 CINCINNATI FOOTBALL

SCORING DRIVES

AUG. 31 vs. AUSTIN PEAY	QTR	TIME	PLAYS	YDS	ELAPSED	NOV. 10 vs. TEMPLE *	QTR	TIME	PLAYS	YDS	ELAPSED
Thomas Geddis 16-yard pass from Hayden Moore	2nd	10:54	8	53	2:35	Thomas Geddis 29-yard pass from Hayden Moore	3	11:37	9	68	3:18
Kahlil Lewis 6-yard pass from Hayden Moore	2nd	02:06	5	43	1:40	Mike Boone 21-yard run	3	07:40	7	71	2:06
Tyler Cogswell 6-yard pass from Hayden Moore	3rd	03:29	8	58	2:48	Ryan Jones 26-yard field goal	4	14:56	11	64	3:46
Mike Boone 3-yard run	4th	05:13	5	42	1:57	Mike Boone 3-yard pass from Hayden Moore	4	02:34	11	65	3:11
SEPT. 9 @ MICHIGAN	QTR	TIME	PLAYS	YDS	ELAPSED	NOV. 18 @ ECU *	QTR	TIME	PLAYS	YDS	ELAPSED
Mike Boone 1-yard run	1st	02:13	9	38	3:06	Kahlil Lewis 75-yard pass from Hayden Moore	2	08:51	1	75	0:11
Kahlil Lewis 10-yard pass from Hayden Moore	3rd	11:15	10	85	3:45	JaQuay Savage 10-yard pass from Hayden Moore	2	01:29	11	80	3:21
SEPT. 16 • @ MIAMI (OH)	QTR	TIME	PLAYS	YDS	ELAPSED	Jerron Rollins 6-yard pass from Hayden Moore	3	00:46	10	72	5:17
Josh Pasley 41-yard field goal	1st	05:12	12	47	5:15	NOV. 25 vs. UConn *	QTR	TIME	PLAYS	YDS	ELAPSED
Josh Pasley 36-yard field goal	4th	11:38	11	61	3:08	Kahlil Lewis 13-yard pass from Hayden Moore	2	00:43	4	41	0:41
Kahlil Lewis 20-yard pass from Hayden Moore	4th	02:52	8	75	1:53	Kahlil Lewis 12-yard pass from Hayden Moore	4	14:42	7	75	2:25
Malik Clements 14-yard interception return	4th	01:07				Hayden Moore 4-yard run	4	01:28	7	64	1:45
SEPT. 23 @ NAVY *	QTR	TIME	PLAYS	YDS	ELAPSED						
Devin Gray 46-yard pass from Hayden Moore	1st	02:05	5	75	1:51						
Josh Pasley 36-yard field goal	2nd	12:20	9	47	2:52						
Gerrid Doaks 9-yard run	2nd	04:45	7	90	2:25						
Kahlil Lewis 5-yard pass from Hayden Moore	3rd	09:01	14	75	4:51						
Tyler Cogswell 3-yard pass from Hayden Moore	4th	06:06	13	80	4:01						
SEPT. 30 vs. MARSHALL	QTR	TIME	PLAYS	YDS	ELAPSED						
Gerrid Doaks 2-yard run	3	09:05	15	75	5:55						
Michael Warren II 27-yard run	4	14:15	7	78	1:45						
Javan Hawes 18-yard pass from Hayden Moore	4	03:03	6	51	1:49						
OCT. 7 vs. UCF *	QTR	TIME	PLAYS	YDS	ELAPSED						
Hayden Moore 2-yard run	1	4:58	12	82	5:37						
Hayden Moore 16-yard run	2	03:57	8	75	3:34						
Ryan Jones 26-yard field goal	2	00:00	13	67	2:57						
Gerrid Doaks 1-yard pass from Hayden Moore	3	04:19	11	75	5:41						
OCT. 14 at USF *	QTR	TIME	PLAYS	YDS	ELAPSED						
Ryan Jones 30-yard field goal	1	04:04	10	64	3:19						
OCT. 21 vs. SMU *	QTR	TIME	PLAYS	YDS	ELAPSED						
Hayden Moore 3-yard rush	1	11:08	9	75	3:52						
Ryan Jones 28-yard field goal	1	04:22	11	64	4:12						
Thomas Geddis 18-yard pass from Hayden Moore	2	11:25	10	75	3:45						
Ryan Jones 20-yard field goal	2	06:17	9	36	3:51						
Devun Gray 21-yard pass from Hayden Moore	4	02:22	10	75	4:04						
NOV. 4 at Tulane *	QTR	TIME	PLAYS	YDS	ELAPSED						
Ryan Jones 25-yard field goal	1	11:29	10	67	3:31						
Devin Gray 39-yard pass from Hayden Moore	2	14:53	8	75	3:19						
Mike Boone 5-yard run	3	07:12	10	72	5:55						

DRIVE SUMMARIES

AVERAGE SCORING DRIVE/PLAY STATS Plays: 8.8 per drive; Yards: 63.9 per drive; Avg. Drive Time: 3:18	LONGEST <i>Longest drive [time]:</i> <ul style="list-style-type: none">5:55 vs. Marshall, at Tulane15 plays, 75 yards, Doaks 2-yard run / 10 plays, 72-yards, Boone 5-yard run <i>Longest drive [yards]:</i> <ul style="list-style-type: none">90 yards at Navy7 plays, 2:25, Doaks 9-yard run	SHORTEST <i>Shortest drive [time]:</i> <ul style="list-style-type: none">0:11 at ECU1 plays, 75 yards, Lewis 75-yard pass from Moore <i>Shortest drive [yards]:</i> <ul style="list-style-type: none">36 yards vs. SMU9 plays, 3:51, Jones 20-yard field goal
---	---	--

GAME 01 • AUG. 31, 2017 • CINCINNATI, OHIO

GAME 02 • SEPT. 9, 2017 • ANN ARBOR, MICH.

GAME 03 • SEPT. 16, 2017 • OXFORD, OHIO

	AUSTIN PEAY	14		CINCINNATI	14		CINCINNATI	21
	CINCINNATI	26		NO. 8 MICHIGAN	36		MIAMI [OH]	17

Score By Quarters	1	2	3	4	F
Austin Peay	0	7	0	7	14
Cincinnati	0	14	6	6	26

SCORING PLAYS

2nd 10:54 CIN	Geddis 16 yd pass from Moore (Gantz kick) 8-53 2:35, APSU 0 - CIN 7
06:45 APSU	Williams 19 yd pass from Craig (Birchfield kick) 10-81 4:04, APSU 7 - CIN 7
02:06 CIN	Lewis 6 yd pass from Moore (Gantz kick) 5-43 1:40, APSU 7 - CIN 14
3rd 03:29 CIN	Cogswell 6 yd pass from Moore (Gantz kick fld) 8-58 2:48, APSU 7 - CIN 20
4th 11:41 APSU	Alexander 11 yd run (Birchfield kick) 13-66 6:43, APSU 14 - CIN 20
05:13 CIN	Boone 3 yd run (Moore pass failed) 5-42 1:57, APSU 14 - CIN 26

	APSU	CIN
FIRST DOWNS	20	15
RUSHES-YARDS [NET]	60-224	29-97
PASSING YDS [NET]	89	151
Passes Att-Comp-Int	19-9-1	28-17-0
TOTAL OFFENSE PLAYS-YARDS	79-313	57-248
Fumble Returns-Yards	0-0	0-0
Punt Returns-Yards	1-1	4-42
Kickoff Returns-Yards	3-58	2-41
Interception Returns-Yards	0-0	1-2
Punts (Number-Avg)	7-41.1	6-42.2
Fumbles-Lost	4-1	2-0
Penalties-Yards	10-87	7-70
Possession Time	37:41	22:19
Third-Down Conversions	3 of 16	3 of 11
Fourth-Down Conversions	3 of 5	0 of 0
Red-Zone Scores-Chances	2-4	4-5
Sacks By: Number-Yards	0-0	1-6

RUSHING: Austin Peay-CRAIG, JaVaughn 15-92; WILLIAMS, Kentel 18-40; TANNER, Ahmaad 7-31; OATSVALL, Jeremiah 3-24; ALEXANDER, Josh 5-18; BATARSEH, JP 3-8; NATION, Tre 6-7; MOMODU, Prince 2-3; WILSON, DeAngelo 1-1. Cincinnati-BOONE, Mike 19-100; MOORE, Hayden 2-9; WARREN II, Michael 3-7; TEAM 5-minus 19.

PASSING: Austin Peay-CRAIG, JaVaughn 7-14-1-63; OATSVALL, Jeremiah 2-4-0-26; Team 0-1-0-0. Cincinnati-MOORE, Hayden 17-28-0-151.

RECEIVING: Austin Peay-WILLIAMS, Kentel 2-34; COLEMAN, James 2-20; ALEXANDER, Josh 2-18; SOUMARE, Gorel 1-13; MONTGOMERY, DJ 1-11; TANNER, Ahmaad 1-minus 7. Cincinnati-GEDDIS, Thomas 4-48; LEWIS, Kahlil 4-41; COGSWELL, Tyler 3-13; ROLLINS, Jerron 2-22; GRAY, Devin 2-18; BOONE, Mike 2-9.

Score By Quarters	1	2	3	4	F
Cincinnati	7	0	7	0	14
Michigan	14	3	7	12	36

SCORING PLAYS

1st 11:54 MICH	Crawford 43 yd pass from Speight (Nordin kick) 7-80 3:06, CIN 0 - MICH 7
06:50 MICH	Kinnel 28 yd int return (Nordin kick) CIN 0 - MICH 14
02:13 CIN	Boone 1 yd run (Pasley kick) 9-38 3:06, CIN 7 - MICH 14
2nd 14:03 MICH	Nordin 28 yd field goal 9-60 3:10, CIN 7 - MICH 17
3rd 11:15 CIN	Lewis 10 yd pass from Moore (Pasley kick) 10-85 3:45, CIN 14 - MICH 17
03:01 MICH	Perry 33 yd pass from Speight (Nordin kick) 7-80 2:08, CIN 14 - MICH 24
4th 09:02 MICH	Nordin 24 yd field goal 9-81 4:13, CIN 14 - MICH 27
06:53 MICH	TEAM safety CIN 14 - MICH 29
04:21 MICH	Hill 24 yd interception return (Nordin kick) CIN 14 - MICH 36

	CIN	MICH
FIRST DOWNS	13	16
RUSHES-YARDS [NET]	30-68	37-193
PASSING YDS [NET]	132	221
Passes Att-Comp-Int	40-15-2	29-17-0
TOTAL OFFENSE PLAYS-YARDS	70-200	66-414
Fumble Returns-Yards	0-0	0-0
Punt Returns-Yards	3-6	4-19
Kickoff Returns-Yards	1-7	4-76
Interception Returns-Yards	0-0	2-52
Punts (Number-Avg)	10-37.3	7-39.1
Fumbles-Lost	1-0	3-2
Penalties-Yards	4-30	7-68
Possession Time	29:33	30:27
Third-Down Conversions	6 of 19	5 of 15
Fourth-Down Conversions	0 of 1	1 of 1
Red-Zone Scores-Chances	2-2	2-2
Sacks By: Number-Yards	1-8	4-23

RUSHING: Cincinnati-BOONE, Mike 12-44; MOORE, Hayden 10-29; DOAKS, Gerrid 6-25; WARREN, Michael 1-3; TEAM 1-minus 33. Michigan-Isaac, Ty 20-133; Peoples-J, D. 1-44; Evans, Chris 5-15; Higdon, Karan 4-13; Samuels, O. 1-3; TEAM 1-minus 2; Speight, Wilton 5-minus 13.

PASSING: Cincinnati-MOORE, Hayden 15-40-2-132. Michigan-Speight, Wilton 17-29-0-221.

RECEIVING: Cincinnati-BOONE, Mike 5-28; LEWIS, Kahlil 4-29; GRAY, Devin 3-41; DOAKS, Gerrid 1-25; ROLLINS, Jerron 1-7; COGSWELL, Tyler 1-2. Michigan-Crawford, Keko 4-83; Perry, Grant 4-66; Black, Tarik 4-11; Gentry, Zach 2-41; McKeon, Sean 2-13; Wheatley, T. 1-7.

Score By Quarters	1	2	3	4	F
Cincinnati	3	0	0	18	21
Miami	7	0	7	3	17

SCORING PLAYS

1st 05:12 CIN	Pasley 41 yd field goal 12-47 5:15, CIN 3 - MIA 0
03:37 MIA	Mayock 24 yd pass, Ragland (Sloman kick) 4-85 1:29, CIN 3 - MIA 7
3rd 09:55 MIA	Young 1 yd run (Sloman kick) 6-34 3:25, CIN 3 - MIA 14
4th 11:38 CIN	Pasley 36 yd field goal 11-61 3:08, CIN 6 - MIA 14
04:45 MIA	Sloman 37 yr field goal 13-60 6:48, CIN 6 - MIA 17
02:52 CIN	Lewis 20 yd pass from Moore (Lewis pass from Moore) 8-75 1:53, CIN 14 - MIA 17
01:07 CIN	Clements 14 yd INT return (Pasley kick) CIN 21 - MIA 17

	CIN	MIA
FIRST DOWNS	21	14
RUSHES-YARDS [NET]	35-139	32-70
PASSING YDS [NET]	222	221
Passes Att-Comp-Int	43-24-2	31-16-1
TOTAL OFFENSE PLAYS-YARDS	78-361	63-291
Fumble Returns-Yards	0-0	0-0
Punt Returns-Yards	0-0	1-6
Kickoff Returns-Yards	3-68	5-60
Interception Returns-Yards	1-14	2-58
Punts (Number-Avg)	4-42.5	8-45.5
Fumbles-Lost	0-0	1-0
Penalties-Yards	6-56	9-77
Possession Time	30:20	29:40
Third-Down Conversions	8 of 19	3 of 14
Fourth-Down Conversions	0 of 1	0 of 1
Red-Zone Scores-Chances	3-4	3-4
Sacks By: Number-Yards	3-23	1-11

RUSHING: Cincinnati-DOAKS, Gerrid 17-71; WARREN, Michael 9-51; MOORE, Hayden 8-18; TEAM 1-minus 1. Miami-YOUNG, Kenny 18-57-1; THOMAS, Maurice 3-17; ROSS, Leonard 1-0; RAGLAND, Gus 10-minus 4.

PASSING: Cincinnati-MOORE, Hayden 24-32-2-222; Miami-RAGLAND, Gus 16-31-1-221

RECEIVING: Cincinnati-LEWIS, Kahlil 7-83-1; GEDDIS, Thomas 5-52; PINCKNEY, JJ 2-28; DOAKS, Gerrid 2-25; MEDARIS, Rashad 2-24; DEGUARA, Josiah 2-9; SAVAGE, JaQuay 2-1; COGSWELL, Tyler 1-0; ROLLINS, Jerron 1-0; Miami-MAYOCK, Luke 4-74-1; THOMAS, Maurice 4-69; MARTIN, Sam 3-34; YOUNG, Kenny 3-23; SMITH, Ryan 2-21

2018 CINCINNATI FOOTBALL

GAME-BY-GAME REVIEW

GAME 04 • SEPT. 23, 2017 • ANNAPOLIS, MD.

GAME 05 • SEPT. 30, 2017 • CINCINNATI, OHIO

GAME 06 • OCT. 7, 2017 • CINCINNATI, OHIO

	CINCINNATI	32		MARSHALL	38		NO. 25 UCF	51
	NAVY	42		CINCINNATI	21		CINCINNATI	23

Score By Quarters	1	2	3	4	F
Cincinnati	7	10	7	8	32
Navy	14	7	14	7	42

SCORING PLAYS

1st	07:34	NAVY	Perry 23 yd run (Moehring kick) 13-74 5:39, CIN 0 - NAVY 7
	03:56	NAVY	Carmona 19 yd pass from Abey (Moehring kick) 6-60 2:47, CIN 0 - NAVY 14
	02:05	CIN	Gray 46 yd pass from Moore (Pasley kick) 5-75 1:51, CIN 7 - NAVY 14
2nd	12:20	CIN	Pasley 36 yd field goal 9-47 2:52, CIN 10 - NAVY 14
	07:10	NAVY	Brown 24 yd run (Moehring kick) 9-74 5:10, CIN 10 - NAVY 21
	04:45	CIN	Doaks 9 yd run (Pasley kick) 7-90 2:25, CIN 17 - NAVY 21
3rd	13:52	NAVY	Brown 39 yd run (Moehring kick) 3-57 1:08, CIN 17 - NAVY 28
	09:01	CIN	Lewis 5 yd pass from Moore (Pasley kick) 14-75 4:51, CIN 24 - NAVY 28
	02:29	NAVY	Abey 1 yd run (Moehring kick) 12-74 6:32, CIN 24 - NAVY 35
4th	10:07	NAVY	Abey 1 yd run (Moehring kick) 9-74 4:41, CIN 24 - NAVY 42
	06:06	CIN	Cogswell 3 yd pass from Moore (Moore rush) 13-80 4:01, CIN 32 - NAVY 42

	CIN	NAVY
FIRST DOWNS	22	31
RUSHES-YARDS (NET)	23-58	72-569
PASSING YDS (NET)	381	53
Passes Att-Comp-Int	46-28-0	3-2-0
TOTAL OFFENSE PLAYS-YARDS	69-439	75-622
Fumble Returns-Yards	0-0	0-0
Punt Returns-Yards	0-0	0-0
Kickoff Returns-Yards	3-62	5-96
Interception Returns-Yards	0-0	0-0
Punts (Number-Avg)	3-39.7	1-35.0
Fumbles-Lost	1-1	1-1
Penalties-Yards	6-60	4-50
Possession Time	23:09	36:51
Third-Down Conversions	5 of 13	6 of 8
Fourth-Down Conversions	3 of 3	0 of 0
Red-Zone Scores-Chances	4-5	3-5
Sacks By: Number-Yards	0-0	2-17

RUSHING: Cincinnati-DOAKS, Gerrid 14-59; LEWIS, Kahlil 1-9; WARREN, Michael 3-5; TEAM 1-minus 1; MOORE, Hayden 4-minus 14. Navy-ABEY, Zach 20-128; PERRY, Malcolm 10-100; HIGH, Chris 17-87; BROWN, Josh 4-79; WALKER, Tre 6-68; MAKEKAU, Keoni 3-33; DANIEL, Jahmaal 3-29; GARGIULO, A 5-25; BROWN III, John 2-24; TEAM 2-minus 4.

PASSING: Cincinnati-MOORE, Hayden 28-46-0-381. Navy-ABEY, Zach 2-3-0-53.

RECEIVING: Cincinnati-GRAY, Devin 6-112; LEWIS, Kahlil 6-59; COGSWELL, Tyler 5-45; GEDDIS, Thomas 3-37; PINCKNEY, JJ 2-53; ROLLINS, Jerron 2-16; DOAKS, Gerrid 1-19; WARREN, Michael 1-15; DEGUARA, Josiah 1-14; SAVAGE, JaQuay 1-11. Navy-CARMONA, Tyler 2-53.

Score By Quarters	1	2	3	4	F
Marshall	7	17	7	7	38
Cincinnati	0	0	7	14	21

SCORING PLAYS

1st	08:39	MAR	Yurachek 14 Yd Pass From Litton (Vedvik Kick) 10-66 5:02, MAR 7 - CIN 0
2nd	12:55	MAR	Vedvik 26 Yd Field Goal 15-73 7:36, MAR 10 - CIN 0
	01:38	MAR	Johnson 27 Yd Pass From Litton (Vedvik Kick) 10-68 4:45, MAR 17 - CIN 0
	01:27	MAR	Yurachek 15 Yd Pass From Litton (Vedvik Kick) 1-15 0:07, MAR 24 - CIN 0
3rd	09:05	CIN	Doaks 2 Yd Run (Pasley Kick) 15-75 5:55, MAR 24 - CIN 7
	01:06	MAR	Yurachek 31 Yd Pass From Litton (Vedvik Kick) 1-31 0:06, MAR 31 - CIN 7
4th	14:15	CIN	Warren 27 Yd Run (Pasley Kick) 7-78 1:45, MAR 31 - CIN 14
	09:14	MAR	Davis 1 Yd Run (Vedvik Kick) 9-75 4:56, MAR 38 - CIN 14
	03:03	CIN	Hawes 18 Yd Pass From Moore (Pasley Kick) 6-51 1:49, MAR 38 - CIN 21

	MAR	CIN
FIRST DOWNS	22	21
RUSHES-YARDS (NET)	44-133	26-138
PASSING YDS (NET)	233	211
Passes Att-Comp-Int	34-21-0	45-22-0
TOTAL OFFENSE PLAYS-YARDS	78-366	71-349
Fumble Returns-Yards	0-0	0-0
Punt Returns-Yards	4-1	3-4
Kickoff Returns-Yards	4-64	4-71
Interception Returns-Yards	0-0	0-0
Punts (Number-Avg)	5-43.4	7-40.6
Fumbles-Lost	2-1	3-3
Penalties-Yards	6-85	7-78
Possession Time	39:11	20:49
Third-Down Conversions	7 of 18	4 of 14
Fourth-Down Conversions	2 of 3	1 of 2
Red-Zone Scores-Chances	4-4	2-4
Sacks By: Number-Yards	0-0	0-0

RUSHING: Marshall-DAVIS, Keion 20-93; KING, Tyler 16-28; ANDERSON, Anthony 5-9; LITTON, Chase 2-4; TEAM 1-minus 1. Cincinnati-DOAKS, Gerrid 10-55; WARREN, Michael 5-49; BOONE, Mike 5-17; MOORE, Hayden 5-16; GREENE, Jaelen 1-1.

PASSING: Marshall-LITTON, Chase 21-34-0-233. Cincinnati-MOORE, Hayden 22-45-0-211.

RECEIVING: Marshall-YURACHEK, Ryan 6-77; WILLIAMS, Marcel 5-57; BRADY, Tyre 4-34; DAVIS, Keion 3-25; JOHNSON, Willie 2-37; KING, Tyler 1-3. Cincinnati-DEGUARA, Josiah 4-30; GRAY, Devin 3-68; HAWES, Javan 3-37; LEWIS, Kahlil 3-24; MEDARIS, Rashad 2-23; ROLLINS, Jerron 2-16; BOOSE, Taylor 2-4; DOAKS, Gerrid 1-7; BOONE, Mike 1-2; GREENE, Jaelen 1-0.

Score By Quarters	1	2	3	4	F
UCF	20	17	14	-	51
Cincinnati	7	9	7	-	23

Game was called with 0:04 left in the third quarter (weather)

SCORING PLAYS

1st	13:39	UCF	Snelson 54 Yd Pass from Milton (Wright Kick) 4-73 1:21, UCF 7 - CIN 0
	10:40	UCF	Smith 79 yd pass from Milton (Loudermilk pass failed) 1-79 0:11, UCF 13 - CIN 0
	04:58	CIN	Moore 2 yd run (Jones kick) 12-82 5:37, UCF 13 - CIN 7
	01:32	UCF	McGowan 1 yd run (Wright kick) 8-75 3:21, UCF 20 - CIN 7
2nd	11:03	UCF	Wright 47 yd field goal 7-38 2:57, UCF 23 - CIN 7
	07:31	UCF	Colubiale 21 yd pass from Milton (Wright kick) 4-95 1:22, UCF 30 - CIN 7
	03:57	CIN	Moore 16 yd run (Jones kick blocked) 8-75 3:34, UCF 30 - CIN 13
	02:57	UCF	SMITH 41 yd pass from MILTON (WRIGHT kick) 3-69 0:52, UCF 37 - CIN 13
	00:00	CIN	Jones 26 yd field goal 13-67 2:57, UCF 37 - CIN 16
3rd	10:06	UCF	Smith 5 yd run (Wright kick) 10-70 3:56, UCF 44 - CIN 16
	04:19	CIN	Doaks 1 yd pass from Moore (Jones kick) 11-75 5:41, UCF 44 - CIN 23
	02:47	UCF	Smith 22 yd pass from Milton (Wright kick) 4-60 1:32, UCF 51 - CIN 23

	UCF	CIN
FIRST DOWNS	23	21
RUSHES-YARDS (NET)	21-141	26-113
PASSING YDS (NET)	374	278
Passes Att-Comp-Int	19-16-0	40-23-1
TOTAL OFFENSE PLAYS-YARDS	40-515	66-391
Fumble Returns-Yards	0-0	0-0
Punt Returns-Yards	0-0	0-0
Kickoff Returns-Yards	3-78	6-116
Interception Returns-Yards	1-0	0-0
Punts (Number-Avg)	0-0.0	4-45.5
Fumbles-Lost	0-0	0-0
Penalties-Yards	8-44	9-74
Possession Time	15:49	29:11
Third-Down Conversions	3 of 4	9 of 15
Fourth-Down Conversions	0 of 0	1 of 1
Red-Zone Scores-Chances	2-2	4-4
Sacks By: Number-Yards	1-6	1-9

RUSHING: UCF-WILLIAMS, Mar. 1-47; KILLINS, Adrian 5-47; MCGOWAN, Taj 7-26; ANDERSON, O. 2-10; MILTON, M. 5-6; SMITH, Tre'Quan 1-5. Cincinnati-MOORE, Hayden 13-75; BOONE, Mike 8-23; DOAKS, Gerrid 4-13; WARREN, Michael 1-2.

PASSING: UCF-MILTON, M. 16-19-0-374. Cincinnati-MOORE, Hayden 23-40-1-278.

RECEIVING: UCF-SMITH, Tre'Quan 5-165; SNELSON, D. 3-74; ANDERSON, O. 2-42; AKINS, Jordan 2-26; COLUBIALE, M. 1-21; FRANKS, Jordan 1-20; KILLINS, Adrian 1-14; DAVIS, Gabriel 1-12. Cincinnati-LEWIS, Kahlil 7-89; BOONE, Mike 3-39; GEDDIS, Thomas 2-38; GRAY, Devin 2-28; COGSWELL, Tyler 2-15; MEDARIS, Rashad 2-14; DOAKS, Gerrid 2-minus 2; DEGUARA, Josiah 1-28; WARREN, Michael 1-16; PINCKNEY, JJ 1-13.

2018 CINCINNATI FOOTBALL

GAME-BY-GAME REVIEW

GAME 07 • OCT. 21, 2017 • CINCINNATI, OHIO

GAME 08 • OCT. 21, 2017 • CINCINNATI, OHIO

GAME 09 • NOV. 4, 2017 • NEW ORLEANS, LA.

	CINCINNATI	3		SMU	31		CINCINNATI	17
	NO. 18/15 USF	33		CINCINNATI	28		TULANE	16

Score By Quarters	1	2	3	4	F
Cincinnati	3	0	0	0	3
USF	3	20	7	3	33

SCORING PLAYS

1st 09:43	USF	Nadelman 39 yd field goal 12-38 3:32, CIN 0 - USF 3
04:04	CIN	Jones 30 yd field goal 10-64 3:19, CIN 3 - USF 3
2nd 14:56	USF	Nadelman 28 yd field goal 11-70 4:08, CIN 3 - USF 6
07:12	USF	Nadelman 21 yd field goal 13-74 4:32, CIN 3 - USF 9
02:24	USF	Tice 11 yd run (Nadelman kick) 5-60 1:49, CIN 3 - USF 16
00:00	USF	Sanchez 65 yd int return (Nadelman kick) CIN 3 - USF 23
3rd 05:43	USF	Flowers 1 yd run (Nadelman kick) 15-59 6:05, CIN 3 - USF 30
4th 14:56	USF	Nadelman 24 yd field goal 5-24 1:26, CIN 3 - USF 33

	CIN	USF
FIRST DOWNS	21	25
RUSHES-YARDS [NET]	33-95	53-212
PASSING YDS [NET]	178	190
Passes Att-Comp-Int	37-21-1	30-17-0
TOTAL OFFENSE PLAYS-YARDS	70-273	83-402
Fumble Returns-Yards	0-0	1-0
Punt Returns-Yards	0-0	3-18
Kickoff Returns-Yards	2-37	1-16
Interception Returns-Yards	0-0	1-65
Punts (Number-Avg)	7-41.9	6-48.7
Fumbles-Lost	2-1	0-0
Penalties-Yards	11-98	14-137
Possession Time	29:31	30:29
Third-Down Conversions	4 of 16	9 of 20
Fourth-Down Conversions	0 of 1	1 of 1
Red-Zone Scores-Chances	1-2	6-6
Sacks By: Number-Yards	0-0	3-21

RUSHING: Cincinnati-WARREN, Michael 6-47; DOAKS, Gerrid 6-37; TRAIL, Ross 6-17; BOOSE, Taylor 3-13; GREENE, Jaelen 2-8; BOONE, Mike 5-0; MOORE, Hayden 5-minus 27. USF-FLOWERS, Q 15-80; TICE, Darius 15-55; JOHNSON, D'Erne 17-53; ANTOINE, Deange 1-12; SANDS, Trevon 3-9; KEAN, Brett 1-2; OLADOKUN, Chris 1-1.

PASSING: Cincinnati-MOORE, Hayden 16-28-1-147; TRAIL, Ross 5-9-0-31. USF-FLOWERS, Q 16-29-0-184; KEAN, Brett 1-1-0-6.

RECEIVING: Cincinnati-LEWIS, Kahlil 6-35; COGSWELL, Tyler 3-20; DEGUARA, Josiah 3-17; BOONE, Mike 2-30; GEDDIS, Thomas 2-25; DOAKS, Gerrid 2-8; GRAY, Devin 1-20; PINCKNEY, JJ 1-13; WARREN, Michael 1-10. USF-SALOMON, Darnel 4-40; ANTOINE, Deange 3-50; DILLON, Elkanah 3-26; SCANTLING, Marq 3-19; WILCOX, Mitch 3-18; ALAKA, Temi 1-37.

Score By Quarters	1	2	3	4	OT	F
SMU	14	7	0	7	3	31
Cincinnati	10	10	0	8	0	28

SCORING PLAYS

1st 11:08	CIN	Moore 3 yd run (Jones kick) 9-75 3:52, SMU 0 - CIN 7
08:34	SMU	Jones 3 yd run (Williams kick) 8-75 2:34, SMU 7 - CIN 7
04:22	CIN	Jones 28 yd field goal 11-64 4:12, SMU 7 - CIN 10
00:10	SMU	Freeman 2 yd run (Williams kick) 12-74 4:07, SMU 14 - CIN 10
2nd 11:25	CIN	Geddis 18 yd pass from Moore (Jones kick) 10-75 3:45, SMU 14 - CIN 17
06:17	CIN	Jones 20 yd field goal 9-36 3:51, SMU 14 - CIN 20
02:57	SMU	Sutton 5 yd pass from Hicks (Williams kick) 9-75 3:20, SMU 21 - CIN 20
4th 06:26	SMU	Sutton 25 yd pass from Hicks (Williams kick) 8-78 4:00, SMU 28 - CIN 20
02:22	CIN	Gray 21 yd pass from Moore (Gray pass from Moore) 10-75 4:04, SMU 28 - CIN 28
OT 15:00	SMU	Williams 27 yd field goal 8-16 0:00, SMU 31 - CIN 28

	CIN	USF
FIRST DOWNS	26	26
RUSHES-YARDS [NET]	44-140	42-249
PASSING YDS [NET]	295	189
Passes Att-Comp-Int	37-26-1	35-22-1
TOTAL OFFENSE PLAYS-YARDS	81-435	77-438
Fumble Returns-Yards	0-0	0-0
Punt Returns-Yards	1-8	1-13
Kickoff Returns-Yards	2-39	0-0
Interception Returns-Yards	1-0	1-39
Punts (Number-Avg)	3-43.3	2-42.0
Fumbles-Lost	1-0	1-1
Penalties-Yards	7-74	6-46
Possession Time	30:05	29:55
Third-Down Conversions	10 of 17	8 of 16
Fourth-Down Conversions	2 of 2	1 of 1
Red-Zone Scores-Chances	4-4	4-7
Sacks By: Number-Yards	2-25	3-23

RUSHING: SMU-JONES, Xavier 15-80; FREEMAN, Ke'Mon 13-47; WEST, Braeden 11-47; TEAM 1-minus 2; HICKS, Ben 4-minus 32. Cincinnati-DOAKS, Gerrid 9-91; BOONE, Mike 17-55; MOORE, Hayden 11-52; WARREN, Michael 5-51.

PASSING: SMU-HICKS, Ben 26-37-1-295. Cincinnati-MOORE, Hayden 22-35-1-189.

RECEIVING: SMU-QUINN, Trey 17-186; SUTTON, Courtland 6-81; JONES, Xavier 1-22; PROCHE, James 1-4; FREEMAN, Ke'Mon 1-2. Cincinnati-LEWIS, Kahlil 10-72; GRAY, Devin 3-41; GEDDIS, Thomas 2-29; DOAKS, Gerrid 2-23; PINCKNEY, JJ 2-6; BOONE, Mike 1-11; COGSWELL, Tyler 1-8; HAWES, Javan 1-minus 1.

Score By Quarters	1	2	3	4	F
Cincinnati	3	7	7	0	17
Tulane	7	6	0	3	16

SCORING PLAYS

1st 11:29	CIN	Jones 25 yd field goal 10-67 3:31, CIN 3 - TLN 0
03:12	TLN	Banks 53 yd run (Glover kick) 6-90 2:58, CIN 3 - TLN 7
2nd 14:53	CIN	Gray 39 yd pass from Moore (Jones kick) 8-75 3:19, CIN 10 - TLN 7
07:38	TLN	Glover 37 yd field goal 4-0 1:59, CIN 10 - TLN 10
00:00	TLN	Glover 19 yd field goal 14-42 5:33, CIN 10 - TLN 13
3rd 07:12	CIN	Boone 5 yd run (Jones kick) 10-72 5:55, CIN 17 - TLN 13
4th 07:59	TLN	Glover 26 yd field goal 10-67 5:15, CIN 17 - TLN 16

	CIN	TUL
FIRST DOWNS	19	16
RUSHES-YARDS [NET]	35-208	35-132
PASSING YDS [NET]	248	196
Passes Att-Comp-Int	27-18-0	24-17-0
TOTAL OFFENSE PLAYS-YARDS	62-456	59-328
Fumble Returns-Yards	0-0	0-0
Punt Returns-Yards	1-9	1-14
Kickoff Returns-Yards	2-30	1-23
Interception Returns-Yards	0-0	0-0
Punts (Number-Avg)	5-41.6	5-40.4
Fumbles-Lost	0-0	0-0
Penalties-Yards	12-123	6-39
Possession Time	30:01	29:59
Third-Down Conversions	4 of 11	4 of 12
Fourth-Down Conversions	0 of 0	0 of 0
Red-Zone Scores-Chances	2-3	3-4
Sacks By: Number-Yards	0-0	0-0

RUSHING: Cincinnati-DOAKS, Gerrid 17-149; MOORE, Hayden 8-39; BOONE, Mike 6-20; WARREN, Michael 2-5; TEAM 2-minus 5. Tulane-BANKS, J. 10-75; HILLIARD, D. 18-40; BRADWELL, D. 3-14; BADIE, Sherman 4-3.

PASSING: Cincinnati-MOORE, Hayden 18-27-0-248. Tulane-BANKS, J. 17-24-0-196.

RECEIVING: Cincinnati-BOONE, Mike 4-34; GEDDIS, Thomas 3-54; GRAY, Devin 2-49; ROLLINS, Jerron 2-24; DOAKS, Gerrid 2-23; HAWES, Javan 2-7; PINCKNEY, JJ 1-40; LEWIS, Kahlil 1-12; COGSWELL, Tyler 1-5. Tulane-MOONEY, Darnell 7-115; CLEWIS, J. 5-49; ENCALADE, T. 2-14; GLENN, Devin 1-8; ARDOIN, Kendall 1-7; JONES, Charles 1-3.

2018 CINCINNATI FOOTBALL

GAME-BY-GAME REVIEW

GAME 10 • NOV. 10, 2017 • CINCINNATI, OHIO

GAME 11 • NOV. 18, 2017 • GREENVILLE, N.C.

GAME 12 • NOV. 25, 2017 • CINCINNATI, OHIO

	TEMPLE	35		CINCINNATI	20		UCONN	21
	CINCINNATI	24		ECU	48		CINCINNATI	22

Score By Quarters	1	2	3	4	F
Temple	3	10	15	7	35
Cincinnati	0	0	14	10	24

SCORING PLAYS

1st	00:33	TEM	Boumerhi 27 yd field goal
			13-79 5:25, TEM 3 - CIN 0
2nd	13:15	TEM	Boumerhi 22 yd field goal
			7-20 2:00, TEM 6 - CIN 0
	06:39	TEM	Hood 1 yd run (Boumerhi kick)
			12-84 4:47, TEM 13 - CIN 0
3rd	11:37	CIN	Geddos 29 yd pass from Moore (Jones kick)
			9-68 3:18, TEM 13 - CIN 7
	09:51	TEM	Kirkwood 34 yd pass from Nutile (Boumerhi kick)
			5-74 1:39, TEM 20 - CIN 7
	07:40	CIN	Boone 21 yd run (Jones kick)
			7-71 2:06, TEM 20 - CIN 14
	07:27	TEM	Wright 98 yd ko ret (Nutile pass from Wright)
			TEM 28 - CIN 14
4th	14:56	CIN	Jones 26 yd field goal
			11-64 3:46, TEM 28 - CIN 17
	11:03	TEM	Nutile 3 yd run (Boumerhi kick)
			9-65 3:53, TEM 35 - CIN 17
	02:34	CIN	Boone 3 yd pass from Moore (Jones kick)
			11-65 3:11, TEM 35 - CIN 24

	TEM	CIN
FIRST DOWNS	25	21
RUSHES-YARDS [NET]	43-205	35-184
PASSING YDS [NET]	224	221
Passes Att-Comp-Int	30-19-1	37-21-0
TOTAL OFFENSE PLAYS-YARDS	73-429	72-405
Fumble Returns-Yards	1-6	0-0
Punt Returns-Yards	0-0	1-16
Kickoff Returns-Yards	2-115	6-151
Interception Returns-Yards	0-0	1-7
Punts (Number-Avg)	2-46.5	5-37.6
Fumbles-Lost	1-1	2-1
Penalties-Yards	4-50	11-107
Possession Time	32:17	27:43
Third-Down Conversions	8 of 14	9 of 18
Fourth-Down Conversions	0 of 0	2 of 3
Red-Zone Scores-Chances	4-4	2-2
Sacks By: Number-Yards	1-5	1-4

RUSHING: Temple-HOOD,DAVID 23-108; RITROVATO,ROB 9-44; NUTILE,FRANK 5-28; ARMSTEAD,Ryquell 4-28; JENNINGS,ADONIS 1-0; TEAM 1-minus 3. Cincinnati-MOORE, Hayden 11-75; BOONE, Mike 9-59; WARREN, Michael 10-40; DOAKS, Gerrid 4-13; TEAM 1-minus 8; SMITH, James 0-5.

PASSING: Temple-NUTILE,FRANK 19-30-1-224. Cincinnati-MOORE, Hayden 20-36-0-217; BOONE, Mike 1-1-0-4.

RECEIVING: Temple-BRYANT,VENTELL 4-62; WRIGHT,ISAIAH 3-39; JONES,RANDLE 3-38; JENNINGS,ADONIS 3-16; KIRKWOOD,KEITH 2-40; ARMSTEAD,Ryquell 2-12; MYARICK,CHRIS 1-18; HOOD,DAVID 1-minus 1. Cincinnati-LEWIS, Kahlil 5-84; BOONE, Mike 4-7; GRAY, Devin 3-50; COGSWELL, Tyler 3-16; GEDDIS, Thomas 2-40; WARREN, Michael 1-9; DOAKS, Gerrid 1-7; MOORE, Hayden 1-4; SAVAGE, JaQuay 1-4.

Score By Quarters	1	2	3	4	F
Cincinnati	0	13	7	0	20
ECU	14	10	14	10	48

SCORING PLAYS

1st	12:30	ECU	Deans 23 yd pass from Minshew (Verity kick)
			6-65 2:30, CIN 0 - ECU 7
	06:19	ECU	Hoew 3 yd run (Verity kick)
			9-76 4:15, CIN 0 - ECU 14
2nd	09:02	ECU	Williams 11 yd pass from Minshew (Verity kick)
			13-85 5:13, CIN 0 - ECU 21
	08:51	CIN	Lewis 75 yd pass from Moore (Jones kick failed)
			1-75 0:11, CIN 6 - ECU 21
	01:29	CIN	Savage 10 yd pass from Moore (Jones kick)
			11-80 3:21, CIN 13 - ECU 21
	00:24	ECU	Verity 46 yd field goal
			10-46 1:05, CIN 13 - ECU 24
3rd	13:32	ECU	Brown 95 yd pass from Minshew (Verity kick)
			1-95 0:15, CIN 13 - ECU 31
	06:03	ECU	Farrier 22 yd pass from Minshew (Verity kick)
			5-85 2:18, CIN 13 - ECU 38
	00:46	CIN	Rollins 6 yd pass from Moore (Jones kick)
			10-72 5:17, CIN 20 - ECU 38
4th	10:17	ECU	Verity 50 yd field goal
			11-42 5:29, CIN 20 - ECU 41
	05:06	ECU	Brown 20 yd pass from Herring (Verity kick)
			3-16 1:19, CIN 20 - ECU 48

	CIN	ECU
FIRST DOWNS	17	28
RUSHES-YARDS [NET]	31-139	33-114
PASSING YDS [NET]	187	464
Passes Att-Comp-Int	28-15-1	46-32-0
TOTAL OFFENSE PLAYS-YARDS	59-326	79-578
Fumble Returns-Yards	0-0	0-0
Punt Returns-Yards	0-0	0-0
Kickoff Returns-Yards	5-120	1-8
Interception Returns-Yards	0-0	1-9
Punts (Number-Avg)	6-52.7	2-62.5
Fumbles-Lost	1-0	1-0
Penalties-Yards	10-90	7-54
Possession Time	26:19	33:41
Third-Down Conversions	3 of 10	8 of 16
Fourth-Down Conversions	0 of 1	2 of 2
Red-Zone Scores-Chances	2-2	3-3
Sacks By: Number-Yards	0-0	1-12

RUSHING: Cincinnati-BOONE, Mike 15-62; WARREN, Michael 7-51; MOORE, Hayden 7-30; TEAM 1-minus 1; BOOSE, Taylor 1-minus 3. ECU-HOWE, Hussein 16-47; PINNIX, Darius 10-36; GREEN, Terrell 1-16; FARRIER, Deondr 1-7; MINSHEW, Grdnr 2-5; HERRING, Reid 3-3.

PASSING: Cincinnati-MOORE, Hayden 15-28-1-187. ECU-MINSHEW, Grdnr 31-45-0-444; HERRING, Reid 1-1-0-20.

RECEIVING: Cincinnati-LEWIS, Kahlil 2-84; PINCKNEY, JJ 2-18; COGSWELL, Tyler 2-13; GRAY, Devin 2-12; ROLLINS, Jerron 2-8; LABELLE, Bruno 1-15; HAWES, Javan 1-11; SAVAGE, JaQuay 1-10; BOOSE, Taylor 1-9; WARREN, Michael 1-7. ECU-BROWN, Trevon 9-270; DEANS, Tahj 5-56; FARRIER, Deondr 5-39; HOWE, Hussein 4-13; WILLIAMS, Jimmy 3-38; BAGGETT, Steve 3-19; SIRK, Thomas 2-21; PINNIX, Darius 1-8.

Score By Quarters	1	2	3	4	F
UConn	3	3	9	6	21
Cincinnati	0	7	0	15	22

SCORING PLAYS

1st	07:50	UCONN	Tarbutt 37 yd field goal
			15-67 5:35, UCONN 3 - CIN 0
2nd	07:07	UCONN	Tarbutt 26 yd field goal
			11-66 4:12, UCONN 6 - CIN 0
	00:43	CIN	Lewis 13 yd pass from Moore (Jones kick)
			4-41 0:41, UCONN 6 - CIN 7
3rd	07:02	UCONN	Pindell 1 yd run (Pindell pass failed)
			19-75 7:53, UCONN 12 - CIN 7
	02:07	UCONN	Tarbutt 53 yd field goal
			11-44 3:48, UCONN 15 - CIN 7
4th	14:42	CIN	Lewis 12 yd pass from Moore (Boone pass from Moore)
			7-75 2:25, UCONN 15 - CIN 15
	01:28	CIN	Moore 4 yd run (Jones kick)
			7-64 1:45, UCONN 15 - CIN 22
	00:00	UCONN	Mayala 2 yd pass from Pindell (Tarbutt kick failed)
			12-93 1:22, UCONN 21 - CIN 22

	UCONN	CIN
FIRST DOWNS	29	19
RUSHES-YARDS [NET]	52-176	26-136
PASSING YDS [NET]	273	199
Passes Att-Comp-Int	51-27-1	28-19-1
TOTAL OFFENSE PLAYS-YARDS	103-449	54-335
Fumble Returns-Yards	0-0	0-0
Punt Returns-Yards	0-0	1-5
Kickoff Returns-Yards	2-25	1-21
Interception Returns-Yards	1-6	1-21
Punts (Number-Avg)	3-33.7	5-43.6
Fumbles-Lost	1-0	2-0
Penalties-Yards	4-37	5-44
Possession Time	39:40	20:20
Third-Down Conversions	11 of 24	4 of 10
Fourth-Down Conversions	3 of 3	0 of 1
Red-Zone Scores-Chances	4-4	3-4
Sacks By: Number-Yards	2-16	2-16

RUSHING: UConn-PINDELL, David 22-95; HOPKINS, Nate 9-38; MENSAH, Kevin 16-24; DIXON, Keyion 1-11; NEWSOME, Arkeel 2-5; WILLIAMS, Don. 2-3. Cincinnati-BOONE, Mike 14-83; LEWIS, Kahlil 1-24; WARREN, Michael 2-13; MOORE, Hayden 8-10; GREENE, Jaalen 1-6.

PASSING: UConn-PINDELL, David 27-51-1-273. Cincinnati-MOORE, Hayden 19-28-1-199.

RECEIVING: UConn-DIXON, Keyion 8-67; MCLEAN, Aaron 4-58; MAYALA, Hergy 4-31; MENSAH, Kevin 4-20; BEALS, Tyraiq 2-24; SKANES, Quayvon 1-34; DONALDSON, Maso 1-15; BLOOM, Alec 1-14; DAVIS, Tyler 1-6; BUSS, Kyle 1-4. Cincinnati-GEDDIS, Thomas 6-65; LEWIS, Kahlil 6-64; BOONE, Mike 2-17; SAVAGE, JaQuay 1-25; COGSWELL, Tyler 1-12; ROLLINS, Jerron 1-8; GRAY, Devin 1-5; HAWES, Javan 1-3.

2018 CINCINNATI FOOTBALL

SITUATIONAL RECORD

	2017	2016	2015	2014	2013	2012	2011	2010	2009	2008	2007	Since '07
Overall	4-8	4-8	7-6	9-4	9-4	10-3	10-3	4-8	12-1	11-3	10-3	90-51
When playing at home	2-4	3-4	5-1	5-1	5-1	6-1	5-1	3-4	6-0	6-0	4-2	50-19
When playing on road	2-4	1-4	2-4	4-2	4-2	2-2	4-2	1-4	6-0	5-2	5-1	36-27
At Neutral Sites	0-0	0-0	0-1	0-1	0-1	2-0	1-0	0-0	0-1	0-1	1-0	4-5
When playing on natural grass	0-2	1-3	1-2	2-1	1-2	4-0	2-1	0-3	2-0	0-3	3-1	16-18
When playing on artificial turf	4-6	3-5	6-4	7-3	8-2	6-3	8-2	4-5	10-1	11-0	7-2	74-33
When playing during the day	2-4	2-4	4-2	3-2	6-2	4-1	7-3	1-4	8-0	3-2	4-1	44-25
When playing at night	2-4	2-4	3-4	6-2	3-2	6-2	3-0	3-4	4-1	8-1	6-2	48-26
When scoring first	3-1	2-3	3-2	7-3	7-0	8-1	6-2	3-3	9-0	10-2	6-2	64-19
When opponent scores first	1-7	2-5	4-4	2-1	2-4	2-2	4-1	1-5	3-1	1-1	4-1	26-32
When leading after first quarter	0-0	2-1	6-1	6-0	3-0	8-1	5-0	3-2	8-0	9-1	8-2	58-8
When trailing after first quarter	3-8	2-5	1-5	1-3	3-4	2-2	3-1	0-5	2-1	1-1	1-0	19-35
When tied after first quarter	1-0	0-2	0-0	2-1	3-0	0-0	2-2	1-1	2-0	1-1	1-1	13-8
When leading at halftime	2-0	2-2	6-2	9-0	8-0	8-1	7-0	3-0	10-0	9-1	9-1	73-7
When trailing at halftime	2-8	1-6	1-3	0-4	0-4	2-2	2-3	1-7	1-1	2-2	1-1	13-41
When tied at halftime	0-0	1-0	0-1	0-0	1-0	0-0	1-0	0-1	1-0	0-0	0-1	4-3
When leading after three quarters	2-0	3-1	6-2	9-0	8-1	10-1	6-0	4-0	11-0	10-0	10-0	79-5
When trailing after three quarters	2-8	1-7	0-4	0-4	0-3	0-2	2-2	0-8	1-1	1-3	0-2	7-44
When tied after three quarters	0-0	0-0	1-0	0-0	1-0	0-0	2-1	0-0	0-0	0-0	0-1	4-2
In overtime	0-1	0-1	0-0	0-0	0-1	0-1	0-0	0-0	0-0	1-0	0-0	1-4
When UC has more rushing yards	2-3	2-0	7-0	5-0	9-0	9-2	9-2	3-1	8-0	8-0	8-1	69-9
When opponent has more rushing yards	2-5	2-8	0-6	4-4	0-4	1-1	1-1	1-6	4-1	3-3	2-2	20-41
When UC rushes for 150 or more yards	1-2	3-0	7-0	6-0	6-1	8-2	6-2	4-2	4-0	2-0	4-0	51-9
When UC rushes for 200 or more yards	1-1	1-0	5-0	4-0	3-0	7-1	3-0	3-0	3-0	2-0	3-0	36-2
When UC holds opponent to < than 100 rushing yards	1-0	1-0	2-0	4-0	7-0	3-0	5-1	3-3	3-0	6-0	8-1	43-5
When UC holds opponent to < than 150 rushing yards	2-3	2-0	4-0	5-0	8-1	6-1	8-2	3-4	4-0	7-0	8-1	57-12
When UC has more passing yards	3-1	3-5	5-5	6-3	8-3	4-2	1-0	1-4	11-0	8-2	5-2	54-27
When opponent has more passing yards	1-7	1-3	2-1	2-1	1-1	5-1	9-3	3-5	1-1	3-1	5-1	33-25
When UC passes for 200 or more yards	2-4	4-5	7-5	7-4	8-3	8-2	6-2	3-4	5-0	4-2	10-2	64-32
When UC passes for 300 or more yards	0-1	1-2	4-3	4-3	5-2	2-0	1-0	1-3	7-0	3-0	3-2	31-16
When UC holds opponent to < than 200 passing yards	1-2	1-4	3-3	3-1	5-2	3-2	2-1	1-4	6-0	5-2	3-2	33-23
When UC holds opponent to < than 150 passing yards	1-1	1-2	3-2	1-1	3-1	1-1	1-0	0-1	2-0	2-0	1-1	16-10
When UC holds opponent to < than 100 passing yards	1-1	0-0	0-1	1-0	2-0	0-0	1-0	0-0	0-0	1-0	1-0	7-2
When UC has more total yards	2-1	4-1	7-3	7-1	9-2	7-1	7-0	4-4	10-0	10-0	7-1	84-14
When opponent has more total yards	2-7	0-7	0-3	2-3	0-2	3-2	3-2	0-4	2-1	1-3	3-2	16-36
When UC has 300 or more yards	3-6	4-5	7-5	8-4	9-4	10-3	10-2	4-4	12-0	11-1	9-3	87-37
When UC has 400 or more yards	1-3	3-1	7-4	7-3	8-2	7-1	3-1	3-2	10-0	4-0	8-2	61-19
When UC has 500 or more yards	0-0	2-1	5-3	5-0	4-0	1-0	3-0	2-1	3-0	1-0	3-0	29-5
When UC has 600 or more yards	0-0	0-0	3-1	0-0	2-0	0-0	0-0	2-0	1-0	0-0	1-0	9-1
When UC has 700 or more yards	0-0	0-0	1-1	0-0	0-0	0-0	0-0	0-0	1-0	0-0	0-0	2-1
When UC has more first downs	2-0	2-1	7-2	6-2	9-1	5-1	7-0	4-3	7-0	6-1	7-1	62-12
When opponent has more first downs	2-7	2-7	0-2	1-2	0-3	5-2	3-3	0-5	5-1	3-2	3-2	24-35
When first downs are equal	0-1	0-0	0-2	2-0	0-0	0-0	0-0	0-0	0-0	2-0	0-0	4-3
When UC forces more turnovers	1-1	2-2	1-1	7-1	4-0	8-0	6-1	1-0	8-0	2-0	8-0	48-6
In games decided by < than three points	2-1	0-1	1-1	0-0	1-0	1-1	2-1	0-1	3-0	3-0	1-0	14-6
In games decided by < than seven points	3-0	1-1	2-2	2-0	2-2	1-3	3-1	0-1	0-0	5-0	2-3	21-13
In black jerseys	2-4	1-4	4-0	3-2	2-2	6-3	5-0	3-2	3-0	6-1	5-2	40-20
In white jerseys	2-4	2-3	2-5	5-2	4-2	4-0	5-2	1-4	7-1	4-2	5-1	41-25
In red jerseys	0-0	1-1	1-1	1-0	3-0	1-0	0-1	0-2	2-0	1-0	0-0	10-5



THE LAST TIME

SCORING

Scored 30 or more points.....	31 vs. SMU (10/21/17)
Scored 40 or more points.....	49 vs. Tulsa (11/14/15)
Scored 50 or more points.....	52 vs. UCF (10/31/15)
Scored 60 or more points.....	66 vs. Northwestern State (09/14/13)
Scored 70 or more points.....	72 vs. Austin Peay (09/03/11)

TOTAL OFFENSE

Had more than 400 total yards.....	405 vs. Temple (11/10/17)
Had more than 450 total yards.....	456 at Tulane (11/04/17)
Had more than 500 total yards.....	534 at Tulsa (11/25/16)
Had more than 550 total yards.....	652 vs. Tulsa (11/14/15)
Had more than 600 total yards.....	652 vs. Tulsa (11/14/15)
Had more than 650 total yards.....	652 vs. Tulsa (11/14/15)
Had more than 700 total yards.....	726 vs. UCF (10/31/15)

RUSHING OFFENSE

Rushed for 150 or more yards.....	184 vs. Temple (11/10/17)
Rushed for 200 or more yards.....	208 at Tulane (11/04/17)
Rushed for 250 or more yards.....	262 at Purdue (09/10/16)
Rushed for 300 or more yards.....	322 vs. Northwestern State (09/14/13)
Rushed for 350 or more yards.....	387 vs. Austin Peay (09/03/11)
Rushed for 400 or more yards.....	464 vs. Case Western Reserve & VMI (10/24/53 & 11/14/53)

PASSING OFFENSE

Passed for 250 or more yards.....	381 at Navy (09/23/17)
Passed for 300 or more yards.....	381 at Navy (09/23/17)
Passed for 350 or more yards.....	381 at Navy (09/23/17)
Passed for 400 or more yards.....	400 at Tulsa (11/25/16)
Passed for 450 or more yards.....	523 at Houston (11/07/15)
Passed for 500 or more yards.....	523 at Houston (11/07/15)
Passed for 600 or more yards.....	620 at Memphis (09/24/15)

SCORING DEFENSE

Allowed 0 points.....	0 at UConn (11/22/14)
Allowed 3 or fewer points.....	0 at UConn (11/22/14)
Allowed 7 or fewer points.....	7 vs. UT Martin (09/01/16)
Allowed 10 or fewer points.....	7 vs. UT Martin (09/01/16)
Allowed 14 or fewer points.....	14 vs. Austin Peay (08/31/17)

TOTAL DEFENSE

Allowed fewer than 75 total yards.....	53 vs. Kansas (09/20/97)
Allowed fewer than 100 total yards.....	87 at Miami OH (09/21/13)
Allowed fewer than 125 total yards.....	87 at Miami OH (09/21/13)
Allowed fewer than 150 total yards.....	129 at UConn (11/22/14)
Allowed fewer than 175 total yards.....	129 at UConn (11/22/14)
Allowed fewer than 200 total yards.....	129 at UConn (11/22/14)
Allowed fewer than 225 total yards.....	129 at UConn (11/22/14)
Allowed fewer than 250 total yards.....	246 vs. Alabama A&M (09/05/15)

RUSHING DEFENSE

Allowed 0 or fewer yards.....	-3 at Miami OH (10/01/11)
Allowed 10 or fewer yards.....	7 at Miami OH (09/21/13)
Allowed 20 or fewer yards.....	7 at Miami OH (09/21/13)
Allowed 30 or fewer yards.....	7 at Miami OH (09/21/13)
Allowed 40 or fewer yards.....	33 at Houston (11/23/13)
Allowed 50 or fewer yards.....	48 at UConn (11/22/14)
Allowed 60 or fewer yards.....	48 at UConn (11/22/14)
Allowed 70 or fewer yards.....	70 at Miami OH (09/16/17)
Allowed 80 or fewer yards.....	70 at Miami OH (09/16/17)
Allowed 90 or fewer yards.....	70 at Miami OH (09/16/17)
Allowed 100 or fewer yards.....	70 at Miami OH (09/16/17)

PASSING DEFENSE

Allowed 0 passing yards.....	-1 vs. Xavier (10/09/71)
Allowed 50 or fewer yards.....	49 vs. UAB (11/30/02)
Allowed 100 or fewer yards.....	53 at Navy (09/23/17)
Allowed 150 or fewer yards.....	53 at Navy (09/23/17)
Allowed 175 or fewer yards.....	53 at Navy (09/23/17)
Allowed 200 or fewer yards.....	190 at USF (10/14/17)

INDIVIDUAL RUSHING

Had a player rush for 100 or more yards.....	149 by Gerrid Doaks at Tulane (11/04/17)
Had a player rush for 150 or more yards.....	212 by Mike Boone vs. USF (10/24/14)
Had a player rush for 200 or more yards.....	212 by Mike Boone vs. USF (10/24/14)

Had a player rush for 225 or more yards.....	238 by Richard Hall vs. Miami OH (09/11/04)
Had two players rush for 100 or more yards.....	Williams (140), Boone (117) vs. UConn (10/24/15)
Had a player rush for 2 or more TDs.....	2 by Hayden Moore vs. UCF (10/07/17)
Had a player rush for 3 or more TDs.....	3 by Mike Boone vs. Tulsa (11/14/15)
Had a player rush for 4 or more TDs.....	4 by Isaiah Pead vs. Rutgers (11/20/10)
Had a player rush for 5 or more TDs.....	6 by Ike Stewart vs. Transylvania (10/05/1912)

INDIVIDUAL PASSING

Had a player pass for 200 or more yards.....	221 by Hayden Moore vs. Temple (11/10/17)
Had a player pass for 250 or more yards.....	381 by Hayden Moore at Navy (09/23/17)
Had a player pass for 300 or more yards.....	381 by Hayden Moore at Navy (09/23/17)
Had a player pass for 350 or more yards.....	381 by Hayden Moore vs. UCF (10/31/15)
Had a player pass for 400 or more yards.....	523 by Gunner Kiel at Houston (11/07/15)
Had a player pass for 450 or more yards.....	523 by Gunner Kiel at Houston (11/07/15)
Had a player pass for 500 or more yards.....	523 by Gunner Kiel at Houston (11/07/15)
Had a player pass for 2 or more TDs.....	3 by Hayden Moore at ECU (11/18/17)
Had a player pass for 3 or more TDs.....	3 by Hayden Moore at ECU (11/18/17)
Had a player pass for 4 or more TDs.....	4 by Gunner Kiel vs. East Carolina (10/22/16)
Had a player pass for 5 or more TDs.....	5 by Gunner Kiel vs. UCF (10/31/15)
Had a player pass for 6 or more TDs.....	6 by Gunner Kiel vs. Toledo (09/12/14)
Had a player complete 20 passes.....	20 by Hayden Moore vs. Temple (11/10/17)
Had a player complete 25 passes.....	28 by Hayden Moore at Navy (09/23/17)
Had a player complete 30 passes.....	30 by Gunner Kiel at East Carolina (11/28/15)
Had a player complete 35 passes.....	35 by Deontey Kenner at Southern Miss (10/23/99)
Had a player complete 10 straight passes.....	10 by Gunner Kiel vs. Tulsa (11/14/15)
Had a player throw 30 passes.....	36 by Hayden Moore vs. Temple (11/10/17)
Had a player throw 35 passes.....	36 by Hayden Moore vs. Temple (11/10/17)
Had a player throw 40 passes.....	40 by Hayden Moore vs. UCF (10/07/17)
Had a player throw 45 passes.....	45 by Hayden Moore vs. Marshall (09/30/17)
Had a player throw 50 passes.....	56 by Hayden Moore at UConn (10/08/16)

INDIVIDUAL RECEIVING

Had a player with 10 or more receptions in a game.....	10 by Kahlil Lewis vs. SMU (10/21/17)
Had a player with 11 or more receptions in a game.....	11 by Kahlil Lewis vs. East Carolina (10/22/16)
Had a player with 12 or more receptions in a game.....	15 by Shaq Washington at East Carolina (11/28/15)
Had a player with 13 or more receptions in a game.....	15 by Shaq Washington at East Carolina (11/28/15)
Had a player with 14 or more receptions in a game.....	15 by Shaq Washington at East Carolina (11/28/15)
Had a player with 15 or more receptions in a game.....	15 by Shaq Washington at East Carolina (11/28/15)
Had a player receive 100 or more yards.....	112 by Devin Gray at Navy (09/23/17)
Had a player receive 150 or more yards.....	150 by Kahlil Lewis vs. East Carolina (10/22/16)
Had a player receive 200 or more yards.....	221 by Chris Moore at Ohio State (09/27/14)
Had a player receive 250 or more yards.....	254 by Tom Rossley vs. Louisville (11/09/68)
Had a player receive for 2 or more TDs.....	2 by Kahlil Lewis vs. UConn (11/25/17)
Had a player receive for 3 or more TDs.....	3 by Kahlil Lewis vs. East Carolina (10/22/16)

GAMES AGAINST RANKED TEAMS

Beat a top 25 team.....	vs. No. 25 Virginia Tech (09/29/12)
Beat a top 10 team.....	No. 7 Rutgers, 30-11 (11/18/06)
Beat a ranked opponent at home.....	No. 21 USF, 34-17 (10/15/09)
Beat a ranked opponent on the road.....	at No. 14 Pittsburgh, 45-44 (12/05/09)
Beat a ranked opponent at a neutral site.....	vs. No. 25 vs. Virginia Tech (FedEx Field/09/29/12)
Beat back-to-back ranked opponents.....	10/30/08-11/08/08 #24 USF & @ #20 West Virginia
Lost to a ranked opponent at home.....	No. 25 UCF, 51-23 (10/07/17)

SPECIAL SITUATIONS

Scored on the first play from scrimmage.....	McKay 80-yard pass from Kiel vs. Memphis (10/4/14)
Had a game-winning field goal.....	Andrew Gantz, 42 yards at East Carolina (11/28/15)
UC shutout its opponent.....	at UConn (11/22/14, W 41-0)
UC was shutout.....	vs. No. 16 West Virginia (11/09/05, L 38-0)
Converted a 2-point play.....	Mike Boone from Hayden Moore vs. UConn (11/25/17)

RETURNS/SPECIAL TEAMS/DEFENSE

Returned a KO for a TD.....	Ralph David Abernathy IV, 90 yards (12/31/11 vs. Vanderbilt)
Returned a Punt for a TD.....	Mardy Gilyard, 53 yards (9/12/09 vs. SEMO)
Had Two Interceptions.....	2 by Mike Tyson at Tulsa (11/25/16)
Had Three Interceptions.....	3 by Mike Tyson at Purdue (09/10/16)
Returned an INT for a TD.....	Malik Clements 14 yards at Miami OH (09/16/17)
Returned 2 INTs for TDs.....	D. Battle-30 yards & C. Cheatham-53 yards vs. Akron (9/17/11)
Recovered a fumble in endzone for a TD.....	Eric Wilson (muffed punt in end zone) at Tulane (10/31/14)
Executed a successful onside kick.....	Kick by Miliano/Recovered by Morrison at Rutgers (11/16/13)
Blocked a FG.....	Jordan Stepp vs. Rutgers (11/17/12 - 22-yard third quarter attempt)
Blocked a PAT.....	Cortez Broughton vs. USF (11/20/15 - first quarter)
Blocked a punt.....	Connor Barwin at Connecticut (10/25/08)



2018 CINCINNATI FOOTBALL



HISTORY & RECORDS

FOOTBALL HISTORY

THE 1924 BEARCATS



The University of Cincinnati football team, under the direction of Luke Fickell, will play its 131st season of football in 2017.

The Bearcats program dates to 1885 and ranks as one of the 10 oldest in major college football and holds an all-time mark of 603-586-51. UC has won a conference championship in five of the last 10 seasons and played in a bowl game in eight of the last 11 years. The Bearcats have tallied 98 wins over the last 12 years, ranking among the Top-30 teams in the NCAA FBS. In 2010, UC reached as high as No. 3 in all three major polls [Associated Press, USA Today, Bowl Championship Series].

UC's football program is one of the nation's oldest — only Rutgers [1869], Michigan [1879], Navy [1880], and Minnesota [1883], among NCAA Football Bowl Subdivision institutions, predate Cincinnati, which began the sport in 1885.

UC has been involved in several historic college football milestones starting with Dec. 8, 1888. That day, the Bearcats and Miami (Ohio) University engaged in the first college football game played in the state of Ohio, launching a rivalry that is tied for the oldest in the game among major universities — North Carolina vs. Wake Forest began playing that same year. The Battle for the Victory Bell is the fifth-most played rivalry series in college football.

A few years later in 1897, UC received an invitation to visit New Orleans to play a football game as a reward for a successful season, a precursor to the current postseason football bowl games.

In the 1930s, a UC football player wore a device with his helmet to protect his broken nose. The device was a forerunner of the now standard face mask. The first soccer-style place kick was also attempted by a Bearcat, Hank Hartong, in the early 1960s.

Coaching luminaries have patrolled the sidelines at Cincinnati. College Football Hall of Fame coach Frank Cavanaugh began his 24-season career at UC. Sid Gillman, a member of the College and NFL Halls of Fame, was the architect of one of the top eras of Cincinnati football history. He directed the Bearcats to three conference titles and a pair of bowl game appearances during his six seasons [1949-54] before leaving for the professional ranks. Cincinnati, with Gillman developing the passing offenses which would make him successful in the pro ranks, became known for its aerial attack in the early 1950s. That notoriety continued long after his departure.

In 1968, the Bearcats were the nation's top passing team with quarterback Greg Cook leading the NCAA in total offense, while receiver/kicker Jim O'Brien captured the national scoring title. A year later, Cook earned Rookie of the Year honors as a Cincinnati Bengal, and two years later, O'Brien kicked the game-winning field goal for the Baltimore Colts in Super Bowl V.

With more than 100 players advancing into the professional ranks and 12 earning Super Bowl wins, 41 earning all-America honors, and 11 garnering academic all-America recognition, Cincinnati football has clearly made an important impact on college football with its long history of accomplishments.

JONATHAN RUFFIN



// BOWL-CATS Cincinnati has been to 13 bowl games over the last 17 seasons and 17 in the program's 130 seasons. UC played in the first Bowl Championship Series game in school history, taking on Virginia Tech in the 75th FedEx Orange Bowl on Jan. 1, 2009.

// ALL-AMERICA TRADITION Forty-one Bearcats have earned All-America recognition. Mike Woods garnered first-team honors in 1977, earning him an appearance on Bob Hope's television special. Punter Kevin Huber became the first two-time First-Team Associated Press all-American in UC history when he earned the honor in 2007 and 2008.

// "THE TOE" Jonathan Ruffin received the Lou Groza Award as the nation's top kicker in 2000 after booting a record 26 field goals. He was presented the award by ESPN's Chris Fowler. Ruffin was also a consensus all-American that year.

// TROPHY GAMES The Bearcats are involved in three trophy games. Cincinnati's annual clash with the Miami RedHawks is tied for the third-most-played series in college football history and the second-longest active rivalry in the FBS. The winner of the yearly fall battle claims the Victory Bell. The winner of the UC-Louisville contest takes home the Keg of Nails, while the winner of the UC-Pittsburgh game stakes claim to the River City Rivalry Trophy. UC currently holds two of the three trophies.

// UPSET CATS UC football has been dangerous to top teams over the years, knocking off the likes of No. 8 Wisconsin, 17-12, at home in 1999, going to defending national champion Penn State in 1983 and upending the Nittany Lions, 14-3, and dominating Virginia Tech, 16-0, in 1995 while allowing just 41 yards of offense. However, possibly the biggest upset in UC history came in 2006 as the Bearcats beat its highest-ranked opponent in Nippert Stadium history, blowing away then-No. 7 Rutgers, 30-11.

// CHAMPIONSHIP FOOTBALL With an 90-51 record since the 2007 season, the Bearcats have become relevant on the national stage once again. In 2008, UC claimed the BIG EAST Conference title, the school's first outright conference crown since 1946. The Bearcats climbed as high as No. 12 in the Associated Press, and USA Today Top 25 polls on the way to a school-record 11 wins. In 2009, UC set a school-record with 12 wins, finished No. 3 in the final Bowl Championship Series rankings, won its second-straight BIG EAST crown, and played in the Allstate Sugar Bowl. The Sugar Bowl appearance closed out the school's first-ever string of four straight bowl appearances. In 2011, UC won its third BIG EAST crown in four years and finished ranked in both the final Associated Press and USA Today Coaches polls. In 2012, UC became the only FBS AQ school in the country to win its fourth conference title over the past five years. The Bearcats played in the Belk Bowl in 2012 and 2013 and the Military Bowl in 2014, marking bowl appearances in eight of the past nine seasons. With UC's 2015 berth in the Hawai'i Bowl, the Bearcats made a bowl game in five straight years for the first time in school history.

CONNOR BARWIN



1885 UC fielded its first football team under the organization of Arch Carson, who served as the first coach. The team won a pair of games over a club from neighboring Mt. Auburn.

1888 Cincinnati and Miami faced off in Oxford for the first college football game in the state of Ohio. The game ended in a scoreless tie but launched a rivalry that is tied for the honors of being the oldest among major college schools.

1897 Following a 7-1-1 season--the lone loss was to the fabled Carlisle Indians--Cincinnati was invited to celebrate New Years in New Orleans and play a contest against the host Southern Athletic Club. A day after their victory, the Bearcats accepted a challenge from LSU and also defeated the Tigers.

1898 Frank Cavanaugh, immortalized as the Iron Major, began his head coaching career at Cincinnati. He was elected to the National Football Foundation Hall of Fame at the conclusion of his illustrious career.

1901 Cincinnati played its first home game at the current site of Nippert Stadium, defeating Hanover, 18-0.

1912 Cincinnati scored a school-record 124 points in a shutout win over Transylvania. Ike Stewart and Bob Heuck each tallied six TDs and Alonzo Wells kicked 12 PATs, all UC records.

1914 Cincinnati teams first used the nickname Bearcats.

1915 Construction began on permanent stadium seating and facilities.

1922 George McLaren, another UC mentor to be elected to the College Football Hall of Fame, began his four-season tenure as UC's head coach.

1923 Nippert Stadium was the site of the first night football game in the Midwest as Cincinnati defeated Kentucky Wesleyan, 17-0. In the season-ending game vs. Miami, Jimmy Nippert sustained a spike wound and died a month later of blood poisoning. His grandfather, James Gamble, donated the money needed to finish the stadium construction.

1924 Nippert Stadium was dedicated.

1933 UC won the first of two straight Buckeye Athletic Association titles.

1934 UC played its first Homecoming game, defeating Marshall, 7-0.

1935 The Bearcats' first NFL players, Bill Feldhaus (Detroit) and Ray Nolting (Chicago), lead UC to a 7-2 record before embarking on their pro careers.

1942 UC hosted No. 2 Georgia at Nippert Stadium. The Bulldogs won, 35-13, and won the Rose Bowl a few months later. The other lone blemish on UC's 8-2 record was to Sugar Bowl victor Tennessee.

1943-44 Football suspended due to World War II.

1946 Cincinnati defeated defending Big 10 Conference champion Indiana in the season opener en route to a 9-2 record. The season was capped by the Bearcats' first bowl appearance. UC defeated Virginia Tech, 18-6, in the Sun Bowl.

1947 UC won its first Mid-American Conference championship. The Bearcats won four crowns in their six-year association with the league.

1949 Sid Gillman took over as head coach and promptly piloted UC to a Mid-American Conference title and a win over Toledo in the Glass Bowl. Tom O'Malley's 1,617 passing yards led the nation.

1950 The Bearcats advanced to the Sun Bowl but are edged by West Texas State, 14-13.

1951 UC posted an all-time best record of 10-1. Gene Rossi and Bob Stratton became the first Bearcats to earn all-America recognition.

1953 Cincinnati led the nation in both total offense (409.5 yards per game) and total defense (184.3), a feat accomplished by only three other teams in college football history.

1954 Sid Gillman left for the Los Angeles Rams after directing UC to an 8-2 ledger. In six seasons under the eventual college and pro hall of fame coach, the Bearcats posted a 50-13-1 record and won three Mid-American Conference titles.

1956 UC led the nation in punt return average at 17.7 yards per return.

1959 Dave Canary became the first of 11 Bearcats to earn academic all-America honors. Canary eschewed pro football possibilities to pursue a successful acting career and became a regular in several TV series. Teammates Jack Lee and Jim Leo were named MVP of the Senior Bowl and College All-Star games, respectively.

1963-64 Cincinnati won back-to-back Missouri Valley Conference titles under Chuck Studley, who went on to become head coach of the Houston Oilers. UC compiled a 14-6 record during those two seasons.

1968 Cincinnati led the nation in passing offense, averaging 335.8 yards per game. Greg Cook led the nation in total offense, amassing 3,210 yards, while receiver/kicker Jim O'Brien was the nation's leading scorer with 142 points.

1970 Bob Bell became the second Bearcat in as many seasons to be a first-round selection in the NFL Draft.

1976 Cincinnati defeated Arizona State and Vanderbilt en route to a 9-2 ledger. Co-Captain Mike Woods earned first-team all-America honors and was a second-round draft pick by the Baltimore Colts.

1983 UC opened the season with a 14-3 upset of defending national champion Penn State at Beaver Stadium.

1985 The Bearcats upset a pair of 1984 bowl teams, Virginia Tech and Boston College.

1986 UC hosted the No. 1 Miami Hurricanes at Nippert Stadium. The Hurricanes validated its ranking with a 45-13 win.

1992 Nippert Stadium reopened to full use following an extensive renovation. The Bearcats hosted No. 8 Penn State in the season opener, and nearly pulled off the upset before falling, 24-20.

1995 Robert Tate led the nation in kickoff return average, averaging 34.3 yards on 15 returns. Tate was named both Offensive and Special Teams MVP in Conference USA.

1996 Cincinnati began competition in Conference USA. The Bearcats posted back-to-back crowds of 30,729 for Kentucky and 30,887 for Miami University, breaking the old stadium attendance record.

1997 Cincinnati ended a draught of 47 seasons without a bowl game appearance when it was selected to play in the inaugural Humanitarian Bowl. The Bearcats defeated Utah State, 35-19, to finish the year at 8-4.

1999 Cincinnati upset No. 8 Wisconsin, 17-12 in Nippert Stadium.

2000 UC won five of its last six games to finish second in Conference USA and earn a bid to play Marshall in the Motor City Bowl. Jonathan Ruffin became a first consensus first-team all-America choice and received the 2000 Lou Groza Award after leading the nation in field goals.

2001 The Bearcats opened the season against No. 25 Purdue in front of a sellout Nippert Stadium crowd. UC won its first four league games en route to a second-place finish in Conference USA and second straight trip to the Motor City Bowl. Quarterback Gino Guidugli is named the C-USA Freshman of the Year after setting school and league freshman records by throwing for 2,573 yards and 16 touchdowns.

2002 Cincinnati set school and Conference USA single-game attendance marks when 66,319 packed Paul Brown Stadium to see UC play eventual national champion Ohio State. UC won its final five league games to claim a share of the C-USA title, its first league championship since 1964. Quarterback Gino Guidugli threw for 3,543 yards, one of five season records set by the sophomore. UC earned a bowl bid for a record third straight year, playing in the New Orleans Bowl.

2004 The Bearcats recovered from a 2-4 start to win five of their last six games, including a convincing 52-24 victory over No. 21 Southern Miss. UC was selected for the Fort Worth Bowl where the Bearcats defeated Marshall, 32-14.

2005 Cincinnati began play in the BIG EAST Conference

2006 The Bearcats posted a 7-5 regular-season mark, playing a schedule that featured five teams ranked in the Top 10 at the time they faced UC. After a couple of near misses against those ranked foes, UC downed No. 7 Rutgers, 30-11, before a national television audience. Cincinnati earned a berth in the inaugural International Bowl in Toronto, Ont. The UC squad earned a 27-24 win over Western Michigan.

2007 The program equaled the school single-season record for wins, posting a 10-3 record and earning a No. 17 ranking in the final Associated Press poll. It marked the first time UC ended the season among the nation's Top 25 programs. Three Bearcats earned all-America honors, including punter Kevin Huber, who was the school's second consensus selection.

2008 The Bearcats had a banner season that included 11 wins, the program's first BIG EAST Conference Championship, a final ranking of No. 17 in both the Associated Press and USA Today Top 25 polls, and a Bowl Championship Series appearance in the 75th FedEx Orange Bowl on Jan. 1, 2009. Five UC players earned all-America honors while punter Kevin Huber became the first two-time First Team Associated Press all-America selection in school history.

2009 Cincinnati ran off a school-record 12-straight wins, achieved a best-ever ranking of No. 3 in the country [AP/USA Today/BCS] and won its second-straight BIG EAST Conference Championship before falling to Florida in the 2010 Allstate Sugar Bowl. Wide receiver Mardy Gilyard re-wrote parts of the UC record book on the way to earning AFCA First-Team All-America honors.

2010 In 2010, the Bearcats led the BIG EAST in scoring offense (27.1 ppg), total offense (417.3 ppg), passing offense (260.7 ppg), first downs (21.9 pg), third-down conversions (45.6 pct.), and touchdown passes (27). Wide receiver Armon Binns and quarterback Zach Collaros were both First-Team All-BIG EAST selections while five other teammates earned All-BIG EAST honors.

2011 UC was the most improved NCAA FBS AQ team in 2011, finishing with a 10-3 mark, a Top-25 final ranking, winning its third BIG EAST Conference title in four years and knocking off SEC foe Vanderbilt in the 2011 AutoZone Liberty Bowl, the program's first bowl win over a BCS opponent. Eight student-athletes earned All-BIG EAST accolades in 2011, including BIG EAST Offensive Player of the Year Isaiah Pead and BIG EAST Co-Defensive Player of the Year Derek Wolfe. Wolfe, a senior defensive tackle, earned spots on five All-America teams and JK Schaffer was named the 2011 American Eagle Outfitters BIG EAST Football Scholar-Athlete of the Year.

2012 UC closed out its sixth 10-win season in 125 years of football. The Bearcats were one of only four NCAA FBS AQ programs to have won 10 games in five of the past six seasons, joining Alabama, Oklahoma and Oregon. UC also won its fourth conference championship in the past five seasons and earned a victory over Duke in a thrilling come-from-behind effort in the 2012 Belk Bowl.

2013 UC had the most prolific offense in school history leading the newly formed American Athletic Conference in total offense (472.1) and rushing offense (168.3) with the offense totaling a school-record 6,137 yards. The Bearcats' defense was one of the best in the country, ranking in the top 10 nationally in both rushing defense (6th, 104.5 ypg) and total defense (9th, 315.6 ypg). Nine student-athletes earned all-conference honors.

2014 UC finished out the campaign with a 9-4 record, an American Athletic Conference Championship and a matchup against Virginia Tech in the 2014 Military Bowl presented by Northrop Grumman, benefiting the USO. Cincinnati rebounded from a 2-3 start and finished the regular season 9-3 on a seven-game winning streak with a share of the conference crown, UC's fifth league title in seven years and 14th all-time. OL Eric Lefeld became UC's first three-time, first-team all-league selection since OL Jason Fabini (1995-97).

2015 The 2015 UC squad finished 7-6, played in the Hawai'i Bowl, had the most prolific offense in school history, set 18 school records and finished No. 6 in the NCAA FBS in total offense, averaging 537.8 yards per game. WR Shaq Washington set UC's school-records for career (240) and single-season (90) receptions while Chris Moore hauled in a UC record 26 touchdown passes during his career.

2016 Not a lot went right for the University of Cincinnati football team in 2016. The Bearcats started the season 3-1 with a road win at Big Ten Conference program Purdue and picked up their 11th-straight win over longtime rival Miami (Ohio). The rest of the way saw UC's offense sputter, a litany of injuries to key starters and reserves and only one win in the final eight games of the season.

2017 Luke Fickell took the reins as head coach in December 2016 and helped lead UC to a 12th-straight win over rival Miami (OH), the snapping of an eight-game conference losing streak with a win at Tulane and a thrilling senior-day victory over UConn.



BOWL HISTORY



Cincinnati's proud football history includes a number of firsts, possibly including the first postseason bowl game.

The NCAA Official Football Records recognizes the Rose Bowl, which was started in 1902, as being the first collegiate bowl game. A manuscript written by former UC athletic director Bill Schwarberg points to a bowl appearance by Cincinnati that pre-dates the Rose Bowl by five years.

Schwarberg, who played for the Bearcats from 1933-36 and served as interim Director of Athletics in 1976, cited a record in the University's McMicken Review. It indicated that following the 1897 season, Cincinnati became the first institution from Ohio to make a trip south to play in a postseason game.

Cincinnati posted a 7-1-1 record that year, which included a 34-0 win over Ohio State. The lone team to beat UC was the powerful Carlisle Indians.

Shortly after Thanksgiving, management of the Cincinnati team received an invitation from the Southern Athletic Club to play a game in New Orleans on New Year's Day. A travel party of 14, which included the substitutes and the coach and manager, departed for New Orleans on Dec. 30 where they were hosted by the Southern Athletic Club. Accounts of the game have UC winning with ease by a score of 16-0.

At a victory party that evening, players from Louisiana State challenged the Bearcats to a game the next day in Baton Rouge. UC accepted the challenge and overwhelmed the LSU team, 28-0. Accounts of the trip describe lavish entertainment provided during the trip.

If this was indeed UC's first bowl game, it was 49 years before the Bearcats again experienced postseason play.

The post-World War II influx of veterans into colleges rejuvenated college athletics, and with that came a surge of new bowls. Cincinnati capped a successful 1946 season with a trip to the Sun Bowl in El Paso, Texas. There, the Bearcats defeated Virginia Tech, 18-6.

UC made appearances in the Glass Bowl in Toledo in 1949 and returned to the Sun Bowl at the end of the 1950 campaign.

Cincinnati then went 47 years without a bowl appearance. That drought was broken when the Bearcats played in the inaugural Humanitarian Bowl in Boise, Idaho in 1997.

With Conference USA developing alliances with five bowls, the Bearcats made three straight bowl appearances in 2000, 2001 and 2002--the first two in the Motor City Bowl in Detroit and the third in the New Orleans Bowl.

In 2004, UC was selected to represent Conference USA in the PlainsCapital Fort Worth Bowl, the Bearcats' fourth bowl appearance in the past five years. UC defeated Marshall, 32-14, in that contest.

After the 2006 season, Cincinnati earned its first BIG EAST Conference bowl appearance after knocking off Connecticut in the season finale. In unusual circumstances following Mark Dantonio and his staff's departure to Michigan State before the bowl game, UC hired Brian Kelly from Central Michigan who came in and in just 34 days prepared UC and defeated Western Michigan University, 27-24, in the inaugural International Bowl in Toronto, Ontario.

Following a 9-3 regular season in 2007, the Bearcats earned victory number 10 in the Papajohns.com Bowl with a 31-21 win against former Conference USA foe Southern Mississippi.

UC made history again in 2008, following a school-record 11 wins in the regular season and the programs' first BIG EAST Championship. The Bearcats earned their first ever trip to a Bowl Championship Series Game, taking on Virginia Tech in the 75th FedEx Orange Bowl.

The Bearcats followed up their 2008 successes by winning their second-straight BIG EAST Championship in 2009 after a perfect 12-0 regular season. Climbing to No. 3 in the final Bowl Championship Series rankings, UC earned a spot in the 2010 Allstate Sugar Bowl against the Florida Gators, coached by UC alum Urban Meyer.

UC has an 8-9 all-time bowl record and has played in the postseason in nine of the last 12 years.

ALL-TIME BOWL GAME RESULTS

BOWL	LOCATION	DATE	OPPONENT	RESULT
Sun Bowl	El Paso, Texas	Jan. 1, 1947	Virginia Tech	W, 18-6
Glass Bowl	Toledo, Ohio	Dec. 3, 1949	Toledo	W, 33-13
Sun Bowl	El Paso, Texas	Jan. 1, 1951	West Texas A&M	L, 14-13
Humanitarian Bowl	Boise, Idaho	Dec. 29, 1997	Utah State	W, 35-19
Motor City Bowl	Pontiac, Mich.	Dec. 27, 2000	Marshall	L, 25-14
Motor City Bowl	Pontiac, Mich.	Dec. 29, 2001	Toledo	L, 23-16
New Orleans Bowl	New Orleans, La.	Dec. 17, 2002	North Texas	L, 24-19
PlainsCapital Fort Worth Bowl	Fort Worth, Texas	Dec. 23, 2004	Marshall	W, 32-14
International Bowl	Toronto, Ontario	Jan. 6, 2007	Western Michigan	W, 27-24
Papajohns.com Bowl	Birmingham, Ala.	Dec. 22, 2007	Southern Mississippi	W, 31-21
FedEx Orange Bowl	Miami, Fla.	Jan. 1, 2009	Virginia Tech	L, 20-7
Allstate Sugar Bowl	New Orleans, La.	Jan. 1, 2010	Florida	L, 51-24
Autozone Liberty Bowl	Memphis, Tenn.	Dec. 31, 2011	Vanderbilt	W, 31-24
Belk Bowl	Charlotte, N.C.	Dec. 27, 2012	Duke	W, 48-34
Belk Bowl	Charlotte, N.C.	Dec. 29, 2013	North Carolina	L, 39-17
Military Bowl	Annapolis, Md.	Dec. 27, 2014	Virginia Tech	L, 33-17
Hawai'i Bowl	Honolulu, Hawai'i	Dec. 24, 2015	San Diego State	L, 42-7

ALL-TIME BOWL RECORD

8-9





The University of Cincinnati has been well-represented on the lists of professional and college coaching greats, a legacy which continues into 2016 with a proliferation of former Bearcats mentors, assistant coaches and players in the NFL, CFL and major university ranks.

Sid Gillman has long been the standard-bearer for Bearcat coaching greats. Gillman, whose 50-13-1 record in his six seasons in the late 1940s and early 1950s is one of the winningest marks at UC, is one of the few coaches to earn induction into both the college and professional football halls of fame. His UC success vaulted him into the NFL, with the Los Angeles Rams.

Two other members of the College Football Hall of Fame, Frank Cavanaugh and George Little, launched their head coaching careers at UC. Cavanaugh, the legendary "Iron Major" for his accomplishments as a coach and war hero at Army, in 1898, and Little, who earned fame at Michigan and Wisconsin, in 1914-15. Former UC assistants Dick MacPherson and Don Nehlen are also in the College Football Hall of Fame. MacPherson, a UC assistant in the early 1960s, concluded a distinguished career at Syracuse. Nehlen, on the 1963 UC staff, was West Virginia's winningest coach following his 21 seasons there.

One-time Bearcats mentors Homer Rice (1967-68), and Chuck Studley (1961-66) were NFL head coaches at Cincinnati and Houston, respectively, as were former assistants Leeman Bennett (Atlanta) and Jack Faulkner (Denver).

Nick Skorich, a member of the UC Athletic Hall of Fame for his football prowess in the 1940s, was head coach of the Philadelphia Eagles and Cleveland Browns.

Numerous former UC players or assistants went on to head coaching jobs in the college or NFL ranks and a pair of former Bearcats, John Harbaugh (Baltimore Ravens) and Mike Tomlin (Pittsburgh Steelers), are current NFL head coaches. Harbaugh was a UC assistant from 1989-96 and Tomlin was on the UC staff from 1999-2000. Rex Ryan, a UC assistant from 1996-97, spent seven years as an NFL head coach with the New York Jets and Buffalo Bills.

Harbaugh has assistants on his staff with UC ties. Jerry Rosburg (1992-95) is in Baltimore as the Associate Head Coach/Special Teams Coordinator and has coached in the NFL for over 10 years. DC Don Martindale (1997-98), a former UC defensive line coach, joined the Ravens staff in 2012 and senior offensive assistant Craig Ver Steeg was on the UC staff from 1990-93 and has coached nearly 30 years at all levels of football. Chris Hewitt was a defensive back for UC from 1993-96 and is Harbaugh's secondary coach. Former WR coach TJ Weist and GA Jesse Minter are analysts on the Baltimore staff.

The Tampa Bay staff features a former UC letterwinner in offensive line coach George Warhop (1981-82), former defensive coordinator Mark Duffner and former offensive coordinator Mike Bajakian. Warhop, a center during his time at UC, has coached in the NFL for almost 20 seasons during stints for the Cleveland Browns, Arizona Cardinals, Dallas Cowboys, and St. Louis Rams. Duffner coached at UC from 1977-80 and was a collegiate head coach at Holy Cross and Maryland. Bajakian was the Bearcats OC from 2010-12 and coaches the Buccaneers QBs.

Former associate head coach Kerry Coombs joined the Tennessee Titans staff prior to the 2018 season and former OC Zac Taylor is the quarterbacks coach for the Los Angeles Rams.

Greg Seamon was UC's offensive coordinator from 1995-87, spent 12 years with the Cincinnati Bengals and is now the tight ends coach for the Cleveland Browns. Amos Jones, who was on staff at UC from 1999-2002 is the Browns special teams coordinator.

Bob Wylie has four decades of coaching football under his belt that includes 19 years at the professional level. He coached at UC in the mid 1990s and spent time as the Oakland Raiders offensive line coach. He currently is the offensive line coach for the Cleveland Browns and formerly worked for the Winnipeg Blue Bombers in the Canadian Football League, Blesto and consulted with EA Sports on the Madden Football video game franchise.

Dan Roushar (2005-06) is a coaching veteran of over 30 years and is the offensive line coach of the New Orleans Saints and Mike Solari (1981-82) is the offensive line coach for the Seattle Seahawks.

Former UC quarterback Danny Barrett spent six years as the head coach of the Saskatchewan Roughriders (2000-06). Barrett is now the running backs coach for the Houston Texans.

Former Bearcats player and coach Dave Ritchie directed British Columbia and Winnipeg to Grey Cup titles, the Canadian Football League's Super Bowl.

UC's representation in the college coaching ranks is highlighted by a number of former assistants. Paul Dietzel, an aide to Gillman in 1949-50, directed LSU and its namesake Chinese Bandits defense to the national title in 1958 and later coached at Army and South Carolina.

Four former UC assistants are current head coaches at the collegiate level, including Kim Dameron (Eastern Illinois), Mark Elder (Eastern Kentucky), Jimbo Fisher (Texas A&M) and Pat Narduzzi (Pittsburgh).

Other UC assistants to garner head coaching positions include Dave Baldwin (San Jose State), Bob Diaco (UConn), Duffner (Holy Cross, Maryland), Foge Fazio (Pittsburgh), Joker Phillips (Kentucky), Charley Molnar (UMass), Jeff Quinn (Buffalo), Chuck Stobart (Toledo, Utah, Memphis), Don Treadwell (Miami OH), Lou West (Indiana State), Weist (UConn) and Ron Zook (Florida, Illinois).

Joe Morrison, a standout as a Bearcats player and later for the New York Giants in the NFL, achieved similar success during his 15 seasons as a major college head coach at Tennessee-Chattanooga, New Mexico and South Carolina. His grandson Max was a four-year wide receiver on UC from 2011-15.

Urban Meyer, a Bearcat in the mid-1980s and later a student assistant coach, carved out an impressive career at Florida following successful stints at Bowling Green and Utah, spent a year as a college football analyst for ESPN and is now the head coach at Ohio State.

Several former UC assistants are coordinators at NCAA FBS schools including, Baldwin (OC Oregon State), Tim Banks (DC Penn State), Chase Gibson (ST Colorado St), Eddie Gran (HC Offense Kentucky), Tyson Helton (OC Tennessee), Dave Johnson (OC Colorado St), Jon Jancek (DC Colorado St), William Inge (ST Indiana) and Roy Manning (ST UCLA).

Bill Davis, a quarterback at UC (1985-88) spent 22-years as an NFL assistant, most recently serving as defensive coordinator of the Philadelphia Eagles. He previously was a coordinator for the Arizona Cardinals and San Francisco 49ers. He replaced current UC Head Coach Luke Fickell on the defensive staff at Ohio State.

Some former players in coaching roles include Blue Adams, the cornerbacks coach at USF, Ryan Manalac as the defensive coordinator at Ohio Dominican, De'Angelo Smith as the cornerbacks coach at Ohio and standout DE Walter Stewart coaches the defensive line at Northern Illinois.

Former UC letterwinner Dana Bible recently has had a 40-year career as a college assistant and currently serves as the QB coach at UCLA.

Tom Rossley, who set many UC receiving records, spent nearly four decades in the coaching ranks at the college and NFL levels, including a stint as head coach at SMU and six seasons as the offensive coordinator for the Green Bay Packers. He most recently was the quarterbacks coach at Texas A&M.

2018 CINCINNATI FOOTBALL

ALL-TIME LEADERS

ALL-TIME PASSING LEADERS

	Player	Att.	Comp.	Yards	Pct.	TDs	Ints
1.	Gino Guidugli (2001-04)	1,556	880	11,453	.566	78	48
2.	Gunner Kiel (2014-16)	833	505	6,835	.606	56	26
3.	Danny McCoin (1984-87)	899	544	6,801	.605	39	26
4.	Zach Collaros (2008-11)	783	485	6,278	.619	51	26
5.	Deontey Kenner (1997-00)	922	498	6,278	.540	31	37
6.	Hayden Moore (2015-)	903	518	6,191	.574	40	27
7.	Tony Pike (2007-09)	682	421	5,018	.617	49	20
8.	Greg Cook (1966-68)	655	332	4,906	.507	34	35
9.	Lance Harp (1991-93)	788	397	4,803	.504	33	33
10.	Brendon Kay (2008-13)	541	354	4,647	.654	32	14

ALL-TIME RUSHING LEADERS

	Player	Att.	Yds.	Avg.	TDs
1.	Reggie Taylor (1983-86)	876	4,242	4.84	24
2.	DeMarco McCleskey (1998-02)	777	3,487	4.49	37
3.	Isaiah Pead (2008-11)	545	3,288	6.03	27
4.	Allen Harvin (1978-82)	593	2,998	5.06	15
5.	David Small (1991-93)	630	2,963	4.70	31
6.	Robert Cooper (1996-99)	561	2,786	4.97	16
7.	James Bettis (1978-81)	533	2,498	4.69	8
8.	Mike Boone (2014-17)	420	2,250	5.40	24
9.	Al McKinney (1985-88)	480	2,223	4.63	12
10.	Reggie Harrison (1971-73)	484	2,197	4.54	25

ALL-TIME SCORING LEADERS

	Player	TDs	PATs	FGs	Pts.
1.	Jacob Rogers (2007-10)	0	186	51	339
2.	Jonathan Ruffin (1999-02)	0	129	62	315
3.	Tony Miliano (2011-)	0	152	41	275
4.	DeMarco McCleskey (1998-02)	41	0	0	248
5.	Jim O'Brien (1967-69)	21	61	20	247
6.	Andrew Gantz (2014-)	0	109	39	226
7.	Steve Schultz (1976-79)	0	98	35	203
8.	Eric Richards (1994-97)	0	79	35	202
9.	Isaiah Pead (2008-11)	33	0	0	198
	David Small (1991-93)	33	0	0	198

ALL-TIME RECEIVING LEADERS (Receptions)

	Player	No.	Yds.	Avg./C	TDs
1.	Shaq Washington (2010-15)	240	2,563	10.7	11
2.	Mardy Gilyard (2005-09)	204	3,003	15.5	25
	Dominick Goodman (2005-08)	204	2,512	12.3	22
	LaDaris Vann (1999-02)	204	2,483	12.2	14
5.	Anthony McClung (2010-13)	175	2,378	13.4	15
6.	D.J. Woods (2008-11)	152	2,156	13.6	14
7.	Armon Binns (2007-10)	138	2,008	14.6	21
8.	Tye Keith (1999-02)	135	1,832	13.6	9
9.	Marcus Barnett (2007-10)	127	1,567	12.3	17
10.	Max Morrison (2011-15)	126	1,522	12.1	10

ALL-TIME INTERCEPTION LEADERS

	Player	No.	Yds.	Avg.	TDs
1.	Mike Mickens (2005-08)	14	296	21.1	3
2.	DeAngelo Smith (2005-08)	12	179	14.9	2
	Blue Adams (1998-02)	12	177	14.8	2
	Jocelyn Brogella (1990-93)	12	263	21.9	0
5.	Ed Bolis (1970-72)	11	80	7.3	0

ALL-TIME SACKS LEADERS

	Player	QB Sacks
1.	Antwan Peek (1998-2002)	27.0
2.	Andre Frazier (2001-04)	22.5
3.	Anthony Hoke (2004-07)	22.0
4.	Derek Wolfe (2008-11)	19.5
5.	Silverberry Mouhon (2012-15)	19.0
6.	Trent Cole (2002-04)	18.5
7.	Nate Dingle (1990-93)	18.0
	George Jamison (1980-83)	18.0
9.	Walter Stewart (2008-12)	17.5
10.	Dan Giordano (2008-12)	16.5
	Terrill Byrd (2005-08)	16.5

ALL-TIME TACKLES LEADERS

	Player	Solos	Asst.	Total
1.	Karl Woods (1977-80)	211	291	502
2.	Phillip Curry (1994-97)	268	219	487
3.	Brad Jackson (1994-97)	216	176	392
4.	Zach Edwards (2012-16)	229	152	381
5.	Mike Brookins (1979-81)	190	166	356
6.	Alex Gordon (1983-86)	160	192	352
7.	Hassan Champion (1995-98)	184	167	351
	Joe Olding (1979-82)	176	175	351
8.	Doug Monaghan (2001-04)	200	138	338
10.	JK Schaffer (2008-11)	182	155	337

ALL-TIME TACKLES FOR A LOSS LEADERS

	Player	TFLs
1.	Antwan Peek (1998-2002)	56.0
2.	Trent Cole (2002-04)	48.0
3.	Nate Dingle (1990-93)	46.0
4.	Phillip Curry (1994-97)	45.0
5.	Andre Frazier (2001-04)	44.5
6.	Terrill Byrd (2005-08)	42.0
7.	Alex Gordon (1983-86)	38.0
8.	Derek Wolfe (2008-11)	37.0
	George Jamison (1980-83)	37.0
10.	Andrew Stewart (1986-88)	36.0

ALL-TIME KICKOFF RETURN LEADERS

	Player	No.	Yds.	Avg.	TDs
1.	Mardy Gilyard (2005-09)	93	2,657	28.6	4
2.	Ralph David Abernathy IV (2011-13)	87	2,186	25.1	1
3.	Brian Jenkins (1990-93)	62	1,506	24.3	0
4.	Dominick Goodman (2005-08)	55	1,199	21.8	0
5.	Robert Tate (1993-96)	41	1,083	26.4	1
6.	Lloyd Pate (1966-68)	50	994	19.9	1
7.	Al McKinney (1985-88)	49	985	20.1	0
8.	Johnny Holton (2014-15)	45	942	20.9	0
9.	Joe Abrams (1988-92)	44	870	19.8	0
10.	Dick James (1970-72)	38	837	22.0	1

ALL-TIME PUNT RETURN LEADERS

	Player	No.	Yds.	Avg.	TDs
1.	Tinker Keck (1997-99)	68	804	11.8	4
2.	Gene Gibson (1949-50)	37	760	20.5	5
3.	Robert Tate (1993-96)	73	637	8.7	0
4.	Tom Marvaso (1974-75)	73	575	7.9	2
5.	Billy Hunter (1970-72)	55	473	8.6	1
6.	Lamont Patterson (1979-82)	60	443	7.4	0
7.	Dom Del Bene (1951-53)	38	396	10.4	1
8.	D.J. Woods (2008-11)	45	375	8.3	0

SINGLE-GAME TEAM OFFENSE

Most Points	124 vs. Transylvania [1912]
Most Touchdowns	14 vs. Transylvania [1912]
Most Rushing Attempts	83 vs. Louisiana-Monroe [1977]
Most Rushing Yards	464 vs. Case-Western Reserve [1953] 464 vs. Virginia Military Institute [1953]
Most Rushing Touchdowns	14 vs. Transylvania [1912]
Most Passing Attempts	64 at Memphis [2015]
Most Passes Completed	38 at Memphis [2015]
Most Passing Yards	620 at Memphis [2015]
Most Interceptions Thrown	6 vs. Xavier [1972]
Most Touchdown Passes	6 vs. Toledo [2014]; vs. Illinois [2009]
Most Offensive Plays	100 at Memphis [2015]
Most Yards Total Offense	752 at Memphis [2015]
Most First Downs	38 at Memphis [2015]
Most Fumbles	15 vs. Louisville [1970]
Most Fumbles Lost	7 vs. Virginia Military Institute [1951]
Most Turnovers	9 vs. Xavier [1955] 9 vs. Hardin-Simmons [1955] 9 vs. Virginia Military Institute [1951]
Most Penalties	18 vs. Kansas State [1951]
Most Penalty Yards	176 vs. Louisville [1968]
Most Punts	13 vs. Pittsburgh [1981] 13 vs. Mississippi State [1948]
Most Punting Yards	510 vs. Louisville [1996]
Most Punt Return Yards	177 vs. Ohio [1949]
Most Kickoff Return Yards	295 vs. Memphis [1971]
Fewest Rushing Attempts	15 vs. Illinois [2009]
Fewest Rushing Yards	-23 vs. Rutgers [2005]
Fewest Passes Completed	0 vs. Dayton [1970]
Fewest Passing Yards	0 vs. Dayton [1970]
Fewest Yards Total Offense	46 vs. North Texas State [1959]
Fewest First Downs	3 vs. West Virginia [1989]
Fewest Penalties	1 five times vs. Rutgers [1994], vs. Louisville [1966], vs. Memphis [1966], vs. Army [1963], vs. Hawai'i [1954]
Fewest Yards Penalized	4 vs. Memphis [1966]
Fewest Punts	0 vs. Miami [OH] [2008] 0 vs. Memphis [1998] 0 vs. Miami [OH] [1954]

SINGLE-GAME TEAM DEFENSE

Fewest Rushing Attempts Allowed	17 vs. Dayton [1961]
Fewest Rushing Yards Allowed	-46 vs. Kansas [1997]
Fewest Passing Attempts	1 vs. Boston College [1964]
Fewest Pass Completions Allowed	0 six times vs. Louisville [1974], vs. Ohio [1973], vs. Boston College [1964], vs. Indiana [1963], vs. Ohio [1949]
Fewest Passing Yards Allowed	-1 vs. Xavier [1971]
Fewest Yards Total Offense Allowed	18 vs. Louisiana-Lafayette [1973]
Most Points Allowed	81 vs. Penn State [1991]
Most Rushing Attempts Allowed	86 vs. West Virginia [1969]
Most Rushing Yards Allowed	539 vs. Northern Illinois [1989]
Most Passing Attempts Allowed	67 vs. Louisville [1997]
Most Pass Completions Allowed	37 vs. East Carolina [1997]
Most Passing Yards Allowed	482 vs. Florida [2010]
Most Yards Total Defense Allowed	742 vs. Louisville [1998]
Most Passes Intercepted	7 vs. Kansas State [1951]
Most Interception Return Yards	162 vs. Dayton [1956]
Most Turnovers Forced	8 vs. Rice [1974]

SINGLE-GAME INDIVIDUAL OFFENSE

Rushing Attempts	45 by Steve Cowan vs. Ohio [1970]
Rushing Yards	306 by Bob Hynes vs. Case Western Reserve [1923]
Yards Per Rush	29.5 by Mike Boone at Miami [OH] [4 carries, 118 yards] [2015]
Rushing Touchdowns	6 by Ike Stewart vs. Transylvania [1912] 6 by Bob Heuck vs. Transylvania [1912]
Passing Attempts	59 by Deontey Kenner vs. Southern Miss [1999]
Passing Completions	35 by Deontey Kenner vs. Southern Miss [1999] 35 by Greg Cook vs. Ohio [1968]
Passing Yards	557 by Hayden Moore at Memphis [2015]
Passing Touchdowns	6 by Gunner Kiel [2014]; by Tony Pike vs. Illinois [2009]
Interceptions Thrown	6 by Mike Shoemaker vs. Xavier [1972]
Receptions	15 by Shaq Washington at East Carolina [2015]
Receiving Yards	254 by Tom Rossley vs. Louisville [1968]
Yards Per Reception	73.7 by Chris Moore at Ohio State [3 receptions, 221 yards] [2014]
Receiving Touchdowns	3 by eight players, last by Chris Moore at Ohio State [2014]
All-Purpose Yards (Rsh., Rec. and Ret.)	381 by Mardy Gilyard at Pittsburgh [2009]
Total Yards	564 by Hayden Moore at Memphis [2015]
Total Points	51 by Ike Stewart vs. Transylvania [1912]
Touchdowns	8 by Ike Stewart vs. Transylvania [1912]
Extra Points Made	12 by Alonzo Weiss vs. Transylvania [1912]
Field Goals Made	4 by 10 players, last by Andrew Gantz at Memphis [2015]
Punts	13 by Phil Peckich at Pittsburgh [1981]
Punting Yards	510 by Steve Smith at Louisville [1996]
Punting Average	59.7 by Kevin Huber vs. Marshall [3 punts] [2007]
Kickoff Returns	8 by Mardy Gilyard at Pittsburgh [2009] 8 by LaDaris Vann vs. East Carolina [1999]
Kickoff Return Yards	256 by Mardy Gilyard at Pittsburgh [2009]
Kickoff Returns For Touchdowns	1 by 20 players, last by Mardy Gilyard at Pittsburgh [2009]
Punt Returns	7 by Mike Daniels vs. Western Carolina [2005] 7 by Tinker Keck vs. Kansas [1997] 7 by Charley Bland vs. Villanova [1973]
Punt Return Yards	161 by Gene Gibson vs. Ohio [1949]
Punt Return Touchdowns	2 by Tinker Keck vs. Louisville [1997] 2 by Gene Gibson vs. Ohio [1949]

SINGLE-GAME INDIVIDUAL DEFENSE

Total Tackles	19 by Greg Blair at Louisville [10/26/12] * Frank Callicott vs. UAB [11/30/02] * Jeff Luc vs. Miami [Ohio] [9/20/14] *
Tackles For A Loss	5.5 by Brandon Mills vs. Rutgers [11/20/10] *
Sacks	4.0 by Alex Daniels at Miami [Ohio] [10/3/09] * Antwan Peek vs. Louisiana-Monroe [12/1/01] *
Forced Fumbles	3 by Antwan Peek vs. Louisiana Monroe [12/1/01] *
Fumble Recoveries	2 by Willis Edwards vs. Memphis [10/26/02] * Ivan Fields at Memphis [11/11/00] * Jeff Luc vs. USF [10/14/14] * Wes Richardson at NC State [9/16/10] *
Pass Break Ups	4 by Zach Norton vs. Louisville [10/27/01] *
Interceptions	4 by Bob Hynes vs. Ohio Northern [1923]
Interception Return Yards	123 by Shawn Ferguson vs. Memphis [1998]
Interception Returns for Touchdowns	2 by Shawn Ferguson vs. Memphis [1998]
Blocked Kicks	2 by Connor Barwin at Marshall [10/3/08] * Antwan Peek vs. Miami [10/28/00] *

* - Since 2000



2018 CINCINNATI FOOTBALL

YEAR-BY-YEAR LEADERS

RUSHING

Year	Player	Att.	Yards	TD
1946	Roger Stephens	96	768	8
1947	Roger Stephens	136	959	7
1948	Jim Dougherty	108	495	4
1949	Howie Bellamah	97	473	2
1950	Bob Stratton	93	539	5
1951	Bob Daugherty	96	528	10
1952	Joe Concilla	96	488	8
1953	Dick Goist	64	561	7
1954	Joe Miller	128	717	11
1955	Joe Miller	90	399	2
1956	Bob Del Rosa	57	242	3
1957	Barry Maroney	98	346	4
1958	Joe Morrison	99	467	5
1959	Ed Kovac	134	515	9
1960	Ed Banks	104	404	3
1961	Phil Goldner	70	277	1
1962	Royce Starks	91	408	4
1963	Brig Owens	121	556	6
1964	Al Nelson	201	973	13
1965	Bill Bailey	139	694	7
1966	Clem Turner	153	840	7
1967	Lloyd Pate	198	658	5
1968	Lloyd Pate	135	623	2
1969	Steve Cowan	165	676	2
1970	Steve Cowan	239	1,197	9
1971	Mel Riggins	131	663	2
1972	Reggie Harrison	173	844	6
1973	Reggie Harrison	211	883	11
1974	Santo Atkinson	196	708	2
1975	Jay Bonds	158	567	8
1976	Curtiss Williams	102	399	4
1977	Curtiss Williams	162	845	1
1978	Allen Harvin	233	1,283	6
1979	James Bettis	75	343	0
1980	James Bettis	212	1,106	2
1981	James Bettis	246	1,226	6
1982	Allen Harvin	191	1,161	5
1983	Reggie Taylor	158	784	2
1984	Reggie Taylor	198	1,021	8
1985	Reggie Taylor	264	1,112	3
1986	Reggie Taylor	256	1,325	11
1987	Al McKinney	208	950	5
1988	Al McKinney	168	829	1
1989	Terry Strong	105	411	2
1990	Terry Strong	172	803	5
1991	David Small	198	1,004	4
1992	David Small	209	780	10
1993	David Small	223	1,179	17
1994	Craedel Kimbrough	132	565	0
1995	Orlando Smith	126	471	4
1996	Daryl Royal	167	853	3
1997	Robert Cooper	137	611	4
1998	DeMarco McCleskey	162	861	11
1999	Robert Cooper	228	1,245	7
2000	Ray Jackson	201	808	6
2001	DeMarco McCleskey	179	765	7
2002	DeMarco McCleskey	315	1,361	15
2003	Richard Hall	185	777	8
2004	Richard Hall	210	1,012	6
2005	Bradley Glatthaar	139	620	7
2006	Greg Moore	162	709	4

Year	Player	Att.	Yards	TD
2007	Butler Benton	100	499	2
2008	Jacob Ramsey	152	664	2
2009	Jacob Ramsey	121	806	9
2010	Isaiah Pead	157	1,029	6
2011	Isaiah Pead	237	1,259	12
2012	George Winn	243	1,334	13
2013	Hosey Williams	115	655	4
2014	Mike Boone	101	650	9
2015	Hosey Williams	138	775	4
2016	Tion Green	159	743	2
2017	Gerrid Doaks	87	513	2

PASSING

Year	Player	A	C	I	%	Yds	TD
1947	Tom O'Malley	81	40	—	.494	634	7
1948	Tom O'Malley	147	71	11	.483	899	7
1949	Tom O'Malley	225	108	15	.480	1,617	16
1950	Gene Rossi	149	68	11	.456	1,000	14
1951	Gene Rossi	173	89	15	.514	1,444	11
1952	Gene Rossi	170	100	8	.588	1,559	12
1953	Mike Murphy	70	44	3	.629	809	7
1954	Mike Murphy	101	51	3	.505	764	4
1955	Mike Murphy	66	30	9	.455	450	1
1956	Joe Morrison	78	29	5	.372	438	4
1957	Jack Lee	52	25	8	.481	328	1
1958	Jack Lee	130	71	11	.546	951	5
1959	Jack Lee	232	132	6	.569	1,535	7
1960	Larry Harp	116	39	8	.336	581	1
1961	Larry Harp	107	40	7	.373	426	1
1962	Bruce Vogelgesang	93	41	5	.441	424	2
1963	Brig Owens	124	67	6	.540	974	7
1964	Brig Owens	111	54	9	.486	790	6
1965	Mike Flaherty	41	20	7	.488	304	4
1966	Tony Jackson	127	63	3	.496	702	1
1967	Greg Cook	179	81	14	.453	1,221	7
1968	Greg Cook	411	219	17	.533	3,272	25
1969	Albert Johnson	123	50	3	.407	937	8
1970	Albert Johnson	130	39	10	.306	516	1
1971	Albert Johnson	101	30	7	.297	434	2
1972	Mike Shoemaker	175	70	14	.400	787	5
1973	Mike Campbell	83	41	4	.494	538	1
1974	Henry Miller	140	61	11	.436	796	6
1975	Henry Miller	150	73	8	.487	886	3
1976	Art Bailey	77	36	8	.467	491	5
1977	Art Bailey	77	33	11	.428	524	4
1978	Tim Morris	139	64	8	.460	839	8
1979	Tony Kapetanias	224	99	13	.441	1,414	3
1980	Danny Barrett	130	73	13	.562	888	3
1981	Danny Barrett	177	92	9	.520	1,186	5
1982	Danny Barrett	324	179	12	.552	2,222	17
1983	Troy Bodine	209	127	8	.608	1,643	13
1984	Troy Bodine	350	171	20	.489	2,056	15
1985	Danny McCoin	201	115	5	.572	1,576	12
1986	Danny McCoin	369	237	11	.642	2,831	13
1987	Danny McCoin	268	158	8	.590	2,013	13
1988	Glenn Farkas	204	114	7	.559	1,279	8
1989	Paul Anderson	163	84	12	.515	982	4
1990	Lance Harp	238	123	14	.517	1,453	8
1991	Lance Harp	204	107	10	.525	1,443	7
1992	Lance Harp	292	151	16	.517	1,785	7
1993	Lance Harp	292	139	7	.476	1,575	9

1994	Eric Vibberts	182	114	8	.626	1,335	6
------	---------------	-----	-----	---	------	-------	---

Year	Player	A	C	I	%	Yds	TD
1995	Eric Vibberts	264	136	19	.515	1,851	10
1996	Chad Plummer	198	102	8	.515	1,335	7
1997	Chad Plummer	190	87	10	.458	1,178	6
1998	Deontey Kenner	270	148	13	.548	2,047	6
1999	Deontey Kenner	379	208	15	.549	2,430	14
2000	Deontey Kenner	265	137	7	.517	1,717	10
2001	Gino Guidugli	317	185	9	.584	2,573	16
2002	Gino Guidugli	472	258	21	.547	3,543	22
2003	Gino Guidugli	425	227	10	.534	2,704	14
2004	Gino Guidugli	342	210	8	.614	2,633	26
2005	Dustin Grutza	300	168	11	.560	1,799	11
2006	Dustin Grutza	225	137	13	.609	1,632	9
2007	Ben Mauk	386	235	9	.609	3,121	31
2008	Tony Pike	324	199	11	.614	2,407	19
2009	Tony Pike	338	211	6	.624	2,520	29
2010	Zach Collaros	383	225	14	.587	2,902	26
2011	Zach Collaros	166	272	10	.610	1,940	15
2012	Munchie Legaux	120	230	9	.522	1,716	13
2013	Brendon Kay	395	262	12	.663	3,302	22
2014	Gunner Kiel	390	233	13	.597	3,254	31
2015	Gunner Kiel	316	206	11	.652	2,777	19
2016	Hayden Moore	146	255	7	.573	1,744	11
2017	Hayden Moore	239	424	9	.564	2,562	20

RECEIVING

Year	Player	Rec.	Yards	TD
1947	Alkie Richards	18	400	4
1948	Joe Hauk	20	263	2
1949	Jim Kelly	42	468	2
1950	Jim Kelly	29	455	9
1951	Dick Jarvis	31	554	5
1952	Dom Del Bene	28	372	1
1953	Glen Dillhoff	13	265	2
1954	Ferd Maccioli	13	179	0
1955	Jim Niemann	9	177	0
1956	Gene Johnson	9	200	3
1957	Don Reinhold	9	90	0
1958	Joe Morrison	27	303	3
1959	Ed Kovac	31	332	5
1960	Fred Oblak	23	386	2
1961	Jim Paris	16	185	1
1962	Jim Curry	12	167	0
	Phil Higgins	12	117	0
	Frank Shaut	12	197	1
1963	Jim Curry	39	621	3
1964	Al Nelson	13	133	0
1965	Mike Turner	8	76	2
1966	Ed Ford	25	279	0
1967	Jim O'Brien	26	547	4
1968	Tom Rossley	80	1,072	4
1969	Jim O'Brien	34	631	5
1970	Rod Warren	13	204	1
1971	Steve Cowan	15	226	1
1972	Zeke Harden	29	330	1
1973	Jim Kelly	20	215	0
1974	Jim Kelly	25	345	1
1975	Jim Kelly	31	404	0
1976	Napoleon Outlaw	20	309	0
1977	Napoleon Outlaw	14	223	2
1978	Allen Harvin	21	150	1

2018 CINCINNATI FOOTBALL

YEAR-BY-YEAR LEADERS

RECEIVING

Year	Player	Rec.	Yards	TD
1979	Aaron Hagans	27	531	0
1980	Ralph Williams	34	418	1
1981	Deno Foster	22	427	3
1982	Bill Booze	36	571	3
1983	Don Goodman	51	343	1
1984	Deno Foster	49	754	7
1985	Joe Hice	27	358	1
1986	Joe Hice	44	584	1
1987	Bill Davis	41	626	4
1988	Al McKinney	31	199	2
1989	Bryant Hatcher	34	520	2
1990	Joe Koynock	44	496	4
1991	Marlon Pearce	42	758	4
1992	Marlon Pearce	56	891	5
1993	Albert Sweet	29	460	6
1994	Anthony Ladd	35	446	3
1995	Robert Tate	46	895	5
1996	Robert Tate	23	247	2
1997	Cornelius Bonner	27	366	1
1998	Chad Plummer	61	852	0
1999	Tony Smikle	45	429	3
2000	Antonio Chatman	46	609	2
2001	LaDaris Vann	73	902	3
2002	LaDaris Vann	71	844	5
2003	George Murray	30	270	0
2004	Hannibal Thomas	64	1,028	9
2005	Derek Ross	33	338	1
2006	Dominick Goodman	40	452	5
2007	Dominick Goodman	68	869	8
2008	Dominick Goodman	84	1,028	7
2009	Mardy Gilyard	87	1,191	11
2010	Armon Binns	75	1,101	10
2011	Anthony McClung	49	683	6
2012	Travis Kelce	45	722	8
2013	Shaq Washington	78	783	1
2014	Shaq Washington	66	761	4
2015	Shaq Washington	90	982	6
2016	Devin Gray	58	860	5
2017	Kahlil Lewis	61	676	7

TOTAL OFFENSE

Year	Player	Plays	Yards
1947	Tom O'Malley	81	634
1948	Tom O'Malley	174	885
1949	Tom O'Malley	259	1,466
1950	Gene Rossi	189	945
1951	Gene Rossi	247	1,431
1952	Gene Rossi	243	1,588
1953	Mike Murphy	123	861
1954	Mike Murphy	149	812
1955	Joe Miller *	90	399
1956	Joe Morrison	139	607
1957	Jack Lee	83	401
1958	Jack Lee	191	1,115
1959	Jack Lee	298	1,528
1960	Larry Harp	137	644
1961	Larry Harp	128	368
1962	Bruce Vogelgesang	121	425
1963	Brig Owens	245	1,530
1964	Brig Owens	258	1,448
1965	Bill Bailey *	139	694

Year	Player	Plays	Yards
1966	Tony Jackson	237	1,017
1967	Greg Cook	232	1,172
1968	Greg Cook	507	3,210
1969	Al Johnson	252	1,135
1970	Steve Cowan *	241	1,235
1971	Al Johnson	273	990
1972	Reggie Harrison *	173	844
1973	Reggie Harrison *	211	883
1974	Henry Miller	219	812
1975	Henry Miller	220	859
1976	Art Bailey	157	656
1977	Art Bailey	168	846
1978	Allen Harvin *	233	1,283
1979	Tony Kapetanias	317	1,460
1980	James Bettis *	212	1,106
1981	Danny Barrett	266	1,182
1982	Danny Barrett	398	2,181
1983	Troy Bodine	252	1,551
1984	Troy Bodine	413	2,076
1985	Danny McCoin	247	1,398
1986	Danny McCoin	439	2,585
1987	Danny McCoin	328	1,950
1988	Glenn Farkas	256	1,183
1989	Glenn Farkas	236	999
1990	Paul Anderson	345	1,556
1991	Lance Harp	255	1,469
1992	Lance Harp	347	1,818
1993	Lance Harp	353	1,622
1994	Eric Vibberts	213	1,231
1995	Eric Vibberts	292	1,738
1996	Chad Plummer	298	1,586
1997	Chad Plummer	339	1,784
1998	Deontey Kenner	295	2,067
1999	Deontey Kenner	433	2,642
2000	Deontey Kenner	292	1,750
2001	Gino Guidugli	364	2,498
2002	Gino Guidugli	541	3,570
2003	Gino Guidugli	501	2,870
2004	Gino Guidugli	385	2,723
2005	Dustin Grutza	406	1,827
2006	Dustin Grutza	310	1,878
2007	Ben Mauk	486	3,498
2008	Tony Pike	380	2,454
2009	Tony Pike	369	2,526
2010	Zach Collaros	504	3,104
2011	Zach Collaros	356	2,174
2012	Munchie Legaux	285	2,051
2013	Brendon Kay	467	3,439
2014	Gunner Kiel	453	3,396
2015	Gunner Kiel	348	2,804
2016	Hayden Moore	308	1,789
2017	Hayden Moore	516	2,874

* - denotes running back, others are quarterbacks

SCORING

Year	Player	TD	FG	1	2	Points
1947	Alkie Richards	8	0	0	0	48
	Roger Stephens	8	0	0	0	48
1948	Jim Dougherty	4	0	0	0	24
1949	Bob Stratton	6	0	0	0	36
1950	Jim Kelly	9	0	1	0	55

Year	Player	TD	FG	1	2	Points
1951	Bob Dougherty	11	0	0	0	66
1952	Joe Delaney	9	0	0	0	54
1953	Joe Concilla	9	0	0	0	54
1954	Joe Miller	11	0	0	0	66
1955	Joe Miller	3	0	0	0	18
	Jim Niemann	3	0	0	0	18
1956	Joe Morrison	7	0	0	0	42
1957	Barry Maroney	5	0	0	0	30
1958	Joe Morrison	9	0	0	1	56
1959	Ed Kovac	15	0	0	0	90
1960	Fred Oblak	7	0	0	0	42
1961	Fred Hynoski	3	0	0	0	18
1962	Royce Starks	6	0	4	2	44
1963	Brig Owens	6	0	2	0	38
	Pete Rekstis	6	0	0	1	38
1964	Al Nelson	13	0	0	2	82
1965	Bill Bailey	7	0	0	0	42
1966	Clem Turner	7	1	2	0	47
1967	Lloyd Pate	6	0	0	1	38
1968	Jim O'Brien	12	13	31	0	142
1969	Jim O'Brien	5	7	19	0	70
1970	Steve Cowan	9	0	0	0	54
1971	Reggie Harrison	9	0	0	0	54
1972	Reggie Harrison	6	0	0	0	36
1973	Reggie Harrison	11	0	0	0	66
1974	Dan Shepherd	0	10	25	0	55
1975	Dan Shepherd	0	15	14	0	59
1976	Steve Schultz	0	12	24	0	60
1977	Steve Schultz	0	7	31	0	52
1978	Steve Schultz	0	11	26	0	59
1979	Tony Kapetanias	11	0	0	0	66
1980	Rich Karlis	0	10	12	0	42
1981	Jim Fogler	0	7	18	0	39
1982	Jim Fogler	0	14	29	0	71
1983	Mike Morton	0	11	21	0	54
1984	Reggie Taylor	10	0	0	0	60
1985	Robert Barone	0	11	22	0	59
1986	Reggie Taylor	11	0	0	0	66
1987	Phil Insalaco	0	8	26	0	50
1988	Phil Insalaco	0	9	22	0	49
1989	Chad Volland	0	9	12	0	39
1990	David Rowe	0	7	13	0	34
1991	David Rowe	0	12	17	0	53
1992	David Small	12	0	0	0	72
1993	David Small	17	0	0	0	102
1994	Paul Blackwood	7	0	0	0	42
1995	Eric Richards	0	16	27	0	75
1996	Eric Richards	0	13	26	0	65
1997	Eric Richards	0	12	26	0	62
1998	DeMarco McCleskey	11	0	0	0	66
1999	Robert Cooper	9	0	0	0	54
2000	Jonathan Ruffin	0	26	26	0	104
2001	Jonathan Ruffin	0	12	36	0	72
2002	DeMarco McCleskey	17	0	0	0	102
2003	Richard Hall	10	0	0	0	60
2004	Kevin Lovell	0	11	39	0	72
2005	Bradley Glatthaar	7	0	0	0	42
2006	Kevin Lovell	0	18	23	0	82
2007	Jake Rogers	0	11	51	0	84
	Marcus Barnett	14	0	0	0	84
2008	Jacob Rogers	0	16	34	0	82



2018 CINCINNATI FOOTBALL

YEAR-BY-YEAR LEADERS

SCORING

Year	Player	TD	FG	1	2	Points
2009	Jacob Rogers	0	13	63	0	102
2010	Jacob Rogers	0	11	38	0	71
2011	Tony Miliano	0	17	47	0	98
2012	Tony Miliano	0	17	51	0	102
2013	Tony Miliano	0	7	54	0	75
2014	Andrew Gantz	0	16	52	0	100
2015	Andrew Gantz	0	21	49	0	112
2016	Josh Pasley	0	11	17	0	50
2017	Kahlil Lewis	7	0	0	1	44

PUNTING

Year	Player	Punts	Yards	Avg.
1947	Tom O'Malley	38	1,368	36.0
1948	Tom O'Malley	47	1,558	33.0
1949	Tom O'Malley	58	1,870	32.2
1950	Jack Delaney	30	1,098	36.6
1951	John Mooth	43	1,624	37.8
1952	Jack Delaney	30	1,098	36.6
1953	Dick Goist	21	752	35.8
1954	Jim Niemann	8	323	40.4
1955	Jim Niemann	23	878	38.2
1956	Jim Niemann	24	964	40.2
1957	Larry DeVincentis	39	1,592	40.8
1958	Gene Johnson	36	1,265	35.1
1959	Dave Ritchie	31	1,172	37.8
1960	Dave Ritchie	47	1,833	39.0
1961	Fred Hynoski	34	1,311	38.6
1962	Fred Hynoski	39	1,364	35.0
1963	Brig Owens	34	1,285	37.8
1964	Brig Owens	33	1,208	36.6
1965	Steve Schweitzer	49	1,923	39.2
1966	Jim Denk	64	2,406	37.6
1967	Tom Chlebeck	37	1,295	35.0
1968	Benny Rhoads	45	1,911	42.5
1969	Benny Rhoads	70	2,703	38.6
1970	Clem Fennell	70	2,638	37.7
1971	Clem Fennell	63	2,419	38.4
1972	Clem Fennell	71	2,767	39.0
1973	Jeff West	55	2,339	42.5
1974	Jeff West	77	3,192	41.5
1975	Mike Connell	61	2,568	42.1
1976	Mike Connell	72	3,095	43.0
1977	Mike Connell	60	2,571	42.8
1978	Phil Peckich	26	986	37.9
1979	Phil Peckich	45	1,731	38.4
1980	Mark Householder	62	2,096	33.8
1981	Phil Peckich	80	3,155	39.4
1982	Phil Peckich	54	2,133	39.5
1983	Shaun Burdick	68	2,400	35.3
1984	Shaun Burdick	64	2,522	39.4
1985	Shaun Burdick	53	2,224	42.0
1986	Shaun Burdick	50	2,101	42.0
1987	Jeff Jones	32	1,179	36.8
1988	Jeff Jones	42	1,522	36.2
1989	Jeff Jones	69	2,658	38.5
1990	Jeff Jones	73	2,821	38.6
1991	Jeff Blaylock	57	1,949	34.2
1992	Jeff Blaylock	67	2,490	37.2
1993	Jeff Blaylock	61	2,296	37.6
1994	Jeff Blaylock	51	1,976	38.7
1995	Steve Smith	63	2,383	37.8

Year	Player	Punts	Yards	Avg.
1996	Steve Smith	68	2,795	41.1
1997	Doug Johnson	66	2,700	40.9
1998	Adam Wulfeck	40	1,586	39.7
1999	Adam Wulfeck	54	2,279	42.2
2000	Adam Wulfeck	56	2,343	41.8
2001	Adam Wulfeck	64	2,800	43.8
2002	Chet Ervin	66	2,511	38.0
2003	Chet Ervin	63	2,451	38.9
2004	Chet Ervin	45	1,852	41.2
2005	Chet Ervin	67	2,632	39.3
2006	Brian Steel	70	2,715	38.8
2007	Kevin Huber	57	2,672	46.9
2008	Kevin Huber	60	2,697	45.0
2009	Jacob Rogers	43	1,788	41.6
2010	Pat O'Donnell	52	2,178	41.9
2011	Pat O'Donnell	63	2,760	43.8
2012	Pat O'Donnell	59	2,467	41.8
2013	John Lloyd	33	1,409	42.7
2014	Sam Geraci	51	2,007	39.4
2015	Sam Geraci	44	2,036	46.3
2016	Sam Geraci	66	2,641	40.0
2017	James Smith	64	2,688	42.0

INTERCEPTIONS

Year	Player	Int.	Yards
1948	Three tied	2	—
1949	Don Jansen	4	61
1950	Don Jansen	4	20
1951	Four tied	4	—
1952	Don Polagyi	6	78
1953	Don Fritz	2	5
1954	Mike Murphy	4	47
1955	Seven tied with	1	—
1956	Joe Morrison	2	175
	Two others	2	—
1957	Barry Maroney	5	27
1958	Joe Morrison	4	65
	Ed Kovac	4	49
1959	Three tied	3	—
1960	Andy Chiodi	3	52
	Howard Converse	3	25
1961	Tom Reinstatler	4	72
1962	Al Nelson	2	3
	Royce Starks	2	0
1963	Bruce Vogelgesang	3	59
1964	Royce Starks	3	60
1965	Bill Madeya	6	26
1966	Steve Schweitzer	4	58
	Ken Jordan	4	22
1967	Ken Jordan	3	0
1968	Larry Eiben	3	31
1969	Tony Sexton	3	86
1970	Ed Bolis	6	38
1971	Butch Alberts	4	7
1972	Billy Hunter	4	52
1973	Charlie Bland	4	50
1974	Dana Bible	4	16
1975	Keith Jenkins	5	68
1976	Keith Jenkins	4	105
1977	Marcellus Greene	3	57
1978	John Butz	5	58

Year	Player	Int.	Yards
1979	Robert Gibbs	3	18
1980	Three tied	2	—
1981	Freddie Logan	5	40
1982	Antonio Gibson	4	105
1983	Robert Gibbs	5	60
1984	Jon Jon Thomas	2	35
1985	Three tied	2	—
1986	John Lewis	4	49
1987	Six tied	1	—
1988	Art Sheffield	2	91
	Ronnie Shannon	2	5
1989	Marvin Bowman	4	83
1990	Rodney Harris	3	119
	Kelly Sims	3	26
1991	Jocelyn Borgella	3	34
	Latish Kinsler	3	35
1992	Jocelyn Borgella	5	171
1993	Jocelyn Borgella	4	58
1994	Darrell Harding	2	44
1995	Sam Barnes	6	101
1996	Jermaine Trent	3	30
1997	Tinker Keck	4	42
1998	Blue Adams	4	57
1999	Gerry Ruff	3	33
2000	DeJuan Gossett	3	54
	Anthony Thomas	3	34
2001	Zach Norton	3	15
2002	Blue Adams	6	104
2003	Daven Holly	6	58
2004	Doug Monaghan	4	46
2005	Dominic Ross	2	2
	Haruki Nakamura	2	0
2006	Dominic Ross	4	14
2007	DeAngelo Smith	8	82
2008	Mike Mickens	4	158
	Brandon Underwood	4	60
2009	Aaron Webster	4	135
2010	Wes Richardson	2	-2
	Drew Frey	2	15
2011	Camerron Cheatham	3	70
	Deven Drane	3	43
	JK Schaffer	3	41
2012	Camerron Cheatham	3	83
	Arryn Chenault	3	21
2013	Deven Drane	3	85
2014	Zach Edwards	2	14
	Howard Wilder	2	0
2015	Zach Edwards	3	29
2016	Mike Tyson	5	31
2017	Five tied	1	-

100-YARDS RUSHING

Yds	Name	Opponent	Date
306	Bob Hynes	vs. Case Western-Rsrv.	11/17/23
282	Daryl Royal	vs. Miami [OH]	09/28/96
267	Clem Turner	vs. Kansas State	10/22/66
266	Steve Cowan	vs. Ohio	10/17/70
259	Reggie Taylor	vs. Miami [OH]	09/06/86
238	Richard Hall	vs. Miami [OH]	09/11/04
234	D. McCleskey	vs. East Carolina	11/05/98
233	David Small	vs. Kent State	10/03/92
213	Isaiah Pead	vs. Rutgers	11/20/10
212	Mike Boone	vs. USF	10/18/14
219	David Small	vs. Middle Tennessee St.	11/09/91
209	Robert Cooper	vs. Miami [OH]	10/30/99
206	David Small	vs. East Carolina	11/20/93
204	Robert Cooper	vs. Memphis	11/29/99
203	James Bettis	vs. Richmond	10/10/81
203	David Small	at Houston	11/13/93
203	Bill Bailey	vs. North Texas State	10/30/65
197	Isaiah Pead	vs. Miami [OH]	10/09/10
197	David Small	at Toledo	10/23/93
191	Robert Cooper	at UAB	11/16/96
188	Curtis Williams	vs. Southern Miss.	10/01/77
187	Carl Jones	vs. Rhode Island	11/08/03
186	Allen Harvin	vs. Miami [OH]	11/20/82
185	Howie Bellamah	vs. Miami [OH]	11/24/49
183	C. Kimbrough	vs. Kentucky	11/14/92
182	Allen Harvin	vs. Louisiana-Monroe	11/04/78
181	James Bettis	vs. Memphis	11/01/80
180	Reggie Taylor	vs. Louisville	10/27/84
179	D. McCleskey	vs. Houston	11/14/98
177	Albert Johnson	at North Texas State	11/07/70
176	Clem Turner	at Memphis	11/19/66
175	Isaiah Pead	vs. West Virginia	11/13/09
174	Robert Cooper	vs. UAB	10/16/99
174	Reggie Taylor	vs. Cornell	10/01/83
170	Allen Harvin	vs. Long Beach State	10/09/82
169	Isaiah Pead	vs. Oklahoma	09/25/10
167	Isaiah Pead	vs. NC State	09/22/11
167	James Bettis	at Ohio	10/03/81
165	George Winn	vs. Syracuse	11/03/12
165	Reggie Taylor	vs. Temple	10/05/85
165	Reggie Harrison	vs. Louisville	10/28/72
165	Dom Del Bene	vs. Miami [OH]	11/24/51
164	D. McCleskey	at Arkansas State	11/21/98
163	Brig Owens	vs. Tulsa	10/24/64
162	Tom McKeever	vs. Xavier	11/18/50
161	Robert Cooper	vs. Indiana	09/26/98
161	Richard Hall	at Miami [OH]	09/27/03
161	Paul Blackwood	vs. Tulsa	11/19/94
158	Allen Harvin	vs. Youngstown State	09/25/82
155	Isaiah Pead	at Tennessee	09/10/11
155	Steve Cowan	vs. Louisville	11/14/70
155	Don Jansen	vs. Hardin-Simmons	09/24/49
153	Reggie Taylor	at Auburn	11/08/86
153	Chad Plummer	vs. Tulsa	08/29/97
153	Allen Harvin	at Memphis	11/25/78
151	Isaiah Pead	vs. Louisville	10/15/11
151	Steve Cowan	vs. William & Mary	09/20/69
151	Reggie Taylor	at Wichita State	10/25/86
150	Lloyd Pate	at Wichita State	10/19/68
150	Lloyd Pate	vs. Wichita State	10/07/67
150	James Bettis	vs. Youngstown State	09/05/81
150	James Bettis	vs. Wichita State	09/27/80
149	Gerrid Doaks	at Tulane	11/4/17
149	Isaiah Pead	vs. Vanderbilt	12/31/11

Yds	Name	Opponent	Date
149	C. Kimbrough	vs. Vanderbilt	10/08/94
149	Reggie Harrison	at Wichita State	10/14/72
148	Reggie Taylor	vs. Indiana State	11/01/86
148	James Bettis	vs. Rutgers	09/26/81
147	George Winn	vs. Delaware State	09/14/12
147	Allen Harvin	at Louisiana-Lafayette	10/28/78
145	Isaiah Pead	at Louisville	10/15/10
145	Reggie Taylor	vs. Austin Peay	09/07/85
145	Reggie Taylor	vs. Miami (FL)	10/13/84
145	Mel Riggins	vs. Xavier	10/09/71
144	Reggie Taylor	at Louisville	09/12/87
144	Al Nelson	at Houston	11/28/64
143	Robert Cooper	vs. Wisconsin	09/18/99
143	Richard Hall	vs. TCU	10/30/04
143	Gus Tucker	vs. Tulsa	10/22/77
143	David Small	vs. Ball State	10/16/93
143	Curtis Williams	at Florida State	10/08/77
142	Harry Andreadis	vs. Virginia Military	09/15/51
142	Al McKinney	at Virginia Tech	11/21/87
141	Joe Miller	vs. Xavier	10/17/53
140	Hosey Williams	vs. UConn	10/24/15
140	Vince Powell	at Louisville	10/05/91
140	Reggie Harrison	vs. Ohio	11/13/71
140	Ray Jackson	vs. Houston	10/07/00
139	D. McCleskey	vs. Tulane	10/06/01
138	Steve Cowan	at Wichita State	10/24/70
138	D. Eddington	vs. East Carolina	09/01/03
137	Mike Boone	vs. Tulsa	11/14/15
137	Ray Jackson	at Tulane	09/30/00
136	Mike Smith	at Louisville	09/27/75
135	Reggie Harrison	vs. Wichita State	10/20/73
134	James Bettis	vs. Temple	10/17/81
134	Al Nelson	vs. Miami [OH]	11/21/64
133	Clem Turner	at Wichita State	10/01/66
133	Chad Plummer	vs. Southern Miss.	11/01/97
132	Brig Owens	vs. Detroit	10/19/63
132	Allen Harvin	at Memphis	10/16/82
132	Allen Harvin	vs. Ohio	11/11/78
132	Al McKinney	vs. Tennessee Tech	10/31/87
132	Zach Collaros	at USF	10/15/09
131	James Bettis	at Richmond	10/25/80
131	David Small	vs. East Carolina	11/23/91
131	Curtis Williams	at Louisville	09/17/77
131	Bob Stratton	at Western Michigan	10/21/50
131	Bill Bailey	vs. Kansas State	11/06/65
130	George Winn	vs. Duke	12/27/12
130	Reggie Taylor	vs. Miami (FL)	10/19/86
130	Albert Johnson	vs. Xavier	10/10/70
129	Robert Cooper	at Tulane	09/06/97
128	George Winn	vs. Miami [OH]	10/06/12
128	Ray Jackson	vs. Army	09/04/00
128	Reggie Taylor	vs. Rutgers	11/05/83
128	Allen Harvin	at Miami [OH]	11/18/78
127	Tion Green	Alabama A&M	09/05/15
127	Butler Benton	at East Carolina	09/25/04
126	Reggie Taylor	at Virginia Tech	09/13/86
126	Reggie Taylor	at Louisville	10/19/85
126	Allen Harvin	vs. Morgan State	11/13/82
126	Al McKinney	vs. Miami [OH]	09/26/87
125	George Winn	at Louisville	10/26/12
125	Reggie Taylor	vs. Penn State	11/09/85
125	Allen Harvin	at Temple	10/14/78
124	Rod Moore	at Tulane	10/31/14
124	D. McCleskey	vs. Miami [OH]	10/24/98

Yds	Name	Opponent	Date
124	Bert Johnson	vs. Kent State	09/18/71
123	Terry Strong	vs. Louisville	11/03/90
123	Richard Hall	vs. Army	10/25/03
123	John Ziegler	at Tulane	09/11/76
123	B. Glatthaar	vs. Connecticut	10/15/05
122	Reggie Harrison	at Ohio	11/10/73
122	James Bettis	at Temple	10/18/80
122	Al McKinney	vs. Indiana State	11/12/88
121	Vince Powell	at Kent State	10/12/91
121	Reggie Taylor	vs. Virginia Tech	08/31/85
121	Reggie Taylor	vs. Youngstown State	09/15/84
121	David Small	at Virginia Tech	10/19/91
121	Al McKinney	vs. Austin Peay	11/14/87
120	Tom Liggins	vs. La.-Lafayette	10/25/75
120	Reggie Taylor	at Rutgers	09/29/84
120	Orlando Smith	vs. East Carolina	10/07/95
120	D. McCleskey	at Memphis	11/24/01
119	George Winn	vs. USF	11/23/12
119	Greg Moore	vs. Miami [OH]	09/30/06
119	Dick James	vs. Xavier	10/10/70
118	Mike Boone	at Miami [OH]	09/19/15
118	Isaiah Pead	at Pittsburgh	11/05/11
118	D. McCleskey	vs. West Virginia	09/14/02
118	David Small	at Kent State	10/12/91
118	Steve Cowan	at Tulsa	10/25/69
118	Tony Jackson	vs. Kansas State	10/22/66
117	Mike Boone	vs. UConn	10/24/15
117	Hosey Williams	vs. NW State	09/04/13
117	Munchie Legaux	vs. Pittsburgh	09/06/12
117	Darrin Williams	vs. Indiana State	09/11/10
117	Richard Hall	vs. East Carolina	09/01/03
117	Daryl Royal	vs. Memphis	10/04/97
117	Reggie Taylor	vs. Alabama	11/17/84
117	Al Nelson	at Detroit	11/09/62
117	Joe Miller	vs. Miami [OH]	11/26/53
117	Dick Pardini	vs. Tulsa	10/02/54
116	Dom Del Bene	vs. Virginia Military	11/14/53
116	Dick Goist	vs. Case Western-Rsrv.	10/24/53
116	David Small	vs. Southern Miss.	10/26/91
116	C. Kimbrough	at Miami [OH]	09/17/94
116	Al McKinney	vs. West Virginia	11/05/88
115	Joe Miller	vs. Hardin-Simmons	10/16/54
114	Richard Hall	vs. Southern Miss.	10/04/03
114	George Ruth	vs. Hardin-Simmons	11/12/55
114	Barry Maroney	at Indiana	11/09/57
114	Al Nelson	at Wichita State	11/14/64
113	Mike Boone	at Tulane	10/31/14
113	Isaiah Pead	vs. West Virginia	11/12/11
113	Leonard Cry	at Indiana State	11/06/87
113	Curtis Williams	at Ohio	11/15/75
113	Howie Bellamah	at Ohio	11/05/49
112	Lloyd Pate	vs. North Texas State	10/28/67
112	David Small	at Tulsa	10/02/93
112	Al Nelson	vs. Xavier	10/10/64
111	Terry Strong	at Tulane	10/27/90
111	D. McCleskey	vs. Miami [OH]	10/05/02
111	David Small	at Louisville	10/05/91
111	Daryl Royal	vs. Boston College	10/12/96
111	Curtis Williams	vs. La.-Monroe	09/24/77
111	Al Nelson	at North Texas State	11/07/64
110	Bill Bailey	vs. South Dakota	11/13/65
109	Reggie Harrison	at Colorado	09/16/72
109	James Bettis	at Penn State	09/12/81
108	Rod Moore	at UConn	11/22/14



2018 CINCINNATI FOOTBALL

MILESTONE GAMES

100-YARDS RUSHING

Yds	Name	Opponent	Date
108	Walt Gordon	vs. Wichita State	09/27/58
108	Joe Miller	vs. Marquette	10/15/55
108	James Bettis	vs. Louisville	11/14/81
108	Chad Plummer	vs. La.-Monroe	11/23/96
108	Allen Harvin	at Richmond	09/30/78
107	Tom Liggins	at Tulsa	10/11/75
107	Orlando Smith	vs. Memphis	10/21/95
107	David Small	vs. Memphis	10/30/93
107	Bradley Glatthaar	vs. Western Carolina	09/17/05
106	Jim Dougherty	vs. Case Western-Rsrv.	11/13/48
106	James Bettis	at South Carolina	10/11/80
106	Al Nelson	vs. Tulsa	10/24/64
105	Steve Cowan	vs. Xavier	10/10/70
105	Reggie Taylor	vs. Kentucky	09/27/86
105	Daryl Royal	at Memphis	10/05/96
104	Santo Atkins	at Wichita State	10/19/74
104	Reggie Taylor	at East Carolina	11/15/86
104	Ray Jackson	at Indiana	09/23/00
104	Dick James	vs. Dayton	09/19/70
104	Al McKinney	vs. Miami [OH]	09/24/88
103	Hosey Williams	vs. Toledo	09/12/14
103	Jacob Ramsey	vs. Miami [OH]	10/03/10
103	David Small	at East Carolina	10/17/9
103	Terry Strong	at Florida State	11/10/90
103	Terry Strong	vs. Miami [OH]	09/22/90
103	James Bettis	at Louisville	11/08/80
103	Jack Gordon	vs. Detroit	11/03/56
102	Terry Strong	at Alabama	11/17/90
102	Steve Cowan	vs. Miami [OH]	11/21/70
102	Reggie Taylor	vs. Boston College	10/26/85
102	Orlando Smith	vs. Southern Miss.	10/14/95
102	Freddie Smith	vs. Troy State	11/05/94
102	Al McKinney	vs. Austin Peay	09/17/88
101	Ernie Lewis	vs. Boston College	11/04/67
101	D. McCleskey	vs. Connecticut	11/03/01
101	Bob Massong	vs. Tulsa	10/22/77
101	Butler Benton	vs. SE Missouri State	08/30/07
100	Mike Boone	vs. Austin Peay	8/31/17
100	Robert Williams	at Louisville	10/19/85
100	Robert Cooper	at Ohio State	09/25/99
100	Reggie Harrison	at North Texas State	11/04/72
100	Mel Riggins	vs. Wichita State	10/16/71
100	Lloyd Pate	vs. Dayton	09/23/67
100	Joe Miller	at Marquette	10/09/54
100	Dolph Banks	vs. Xavier	10/09/65
100	D. McCleskey	at Houston	10/20/01

250 YARDS PASSING

Yds	Name	Opponent	Date
557	Hayden Moore	at Memphis	09/24/15
554	Greg Cook	vs. Ohio	11/16/68
523	Gunner Kiel	at Houston	11/07/15
480	Zach Collaros	vs. Connecticut	11/07/09
463	Zach Collaros	vs. USF	10/22/10
431	Ben Mauk	at Syracuse	11/24/07
427	Gunner Kiel	vs. Temple	09/12/15
418	Gunner Kiel	vs. Toledo	09/12/14
407	Deontey Kenner	at Southern Miss.	10/23/99
407	Greg Cook	vs. Miami [OH]	11/23/68
406	Brendon Kay	at Houston	11/23/13
405	Brendon Kay	at Rutgers	11/16/13
399	Tony Pike	vs. Illinois	11/27/09
399	Danny McCoin	vs. Miami [OH]	09/26/87

Yds	Name	Opponent	Date
396	Greg Cook	vs. Louisville	11/09/68
389	Zach Collaros	at USF	10/22/11
386	Gunner Kiel	vs. Tulsa	11/14/15
381	Hayden Moore	at Navy	9/23/17
377	Gino Guidugli	vs. USF	11/20/04
376	Munchie Legaux	vs. Virginia Tech	09/29/12
373	Troy Bodine	vs. Akron	09/08/84
371	Hayden Moore	at Tulsa	11/25/16
366	Zach Collaros	vs. Rutgers	11/20/10
362	Tony Pike	at Rutgers	09/07/09
355	Gunner Kiel	at Miami [Fla]	10/11/14
353	Gino Guidugli	vs. Miami [OH]	10/05/02
352	Gunner Kiel	at Ohio State	09/27/14
352	Greg Cook	at Houston	10/04/68
351	Deontey Kenner	vs. UAB	11/04/00
350	Gino Guidugli	at Army	10/09/04
350	Danny McCoin	at Virginia Tech	09/06/86
348	Gunner Kiel	vs. East Carolina	10/22/16
348	Gino Guidugli	at Memphis	11/24/01
348	Deontey Kenner	at Syracuse	10/10/98
343	Deontey Kenner	at Ohio State	09/25/99
338	Danny McCoin	vs. Tennessee Tech	10/31/87
336	Gino Guidugli	vs. Louisville	11/28/03
335	Danny McCoin	at Rutgers	09/20/86
334	Ben Mauk	vs. Southern Miss.	12/22/07
332	Brendon Kay	vs. Duke	12/27/12
332	Tony Pike	at Oregon State	09/19/09
332	Gino Guidugli	vs. Rhode Island	11/08/03
327	Gunner Kiel	vs. UConn	10/24/15
324	Gino Guidugli	vs. Ohio State	09/21/02
324	Ben Mauk	vs. Louisville	10/24/07
323	Ben Mauk	vs. West Virginia	11/17/07
321	Brendon Kay	at Memphis	10/30/13
321	Gino Guidugli	vs. Temple	09/20/03
321	Troy Bodine	vs. Oklahoma State	09/17/83
320	Tony Pike	at Akron	09/27/08
319	Gunner Kiel	vs. UCF	10/31/15
317	Gino Guidugli	at Houston	10/20/01
315	Hayden Moore	at UConn	10/08/16
314	Troy Bodine	vs. Temple	10/08/83
312	Gino Guidugli	at Temple	09/28/02
312	Gino Guidugli	vs. Tulane	10/06/01
311	Gino Guidugli	at Army	09/08/01
311	Danny Barrett	vs. Louisville	09/11/82
310	Zach Collaros	at NC State	09/16/10
310	Greg Cook	at Wichita State	10/19/68
309	Tony Pike	vs. Pittsburgh	11/22/08
308	Gino Guidugli	at Southern Miss.	11/06/04
308	Lance Harp	vs. Louisville	10/31/92
308	Greg Cook	vs. Tampa	10/12/68
305	Zach Collaros	vs. Oklahoma	09/25/10
304	Brendon Kay	vs. Louisville	12/05/13
303	Danny McCoin	vs. Kentucky	09/27/86
302	Tony Pike	at Pittsburgh	12/05/09
302	Eric Vibberts	vs. Toledo	09/30/95
301	Troy Bodine	at Louisville	09/24/83
300	Brendon Kay	vs. UConn	10/19/13
300	Tony Pike	vs. Fresno State	09/26/09
300	Gino Guidugli	vs. UAB	10/02/04
299	Brendon Kay	vs. SMU	11/09/13
297	Deontey Kenner	vs. Houston	11/14/98
296	Dustin Grutza	vs. Eastern Kentucky	08/28/08
295	Zach Collaros	at Syracuse	10/31/09

Yds	Name	Opponent	Date
295	Gino Guidugli	at Louisville	10/27/01
294	Eric Vibberts	at Kansas	09/02/95
290	Dustin Grutza	at Miami [OH]	09/15/07
288	Zach Collaros	at Connecticut	11/27/10
287	Gino Guidugli	vs. TCU	09/02/02
286	Dustin Grutza	at Penn State	09/10/05
283	Gino Guidugli	vs. Toledo	12/29/01
283	Lance Harp	vs. East Carolina	11/23/91
282	Jack Lee	at Tulsa	11/07/59
281	Tony Pike	vs. USF	10/30/08
281	Deontey Kenner	at Memphis	10/17/98
279	Hayden Moore	vs. Miami [FL]	10/01/15
278	Hayden Moore	vs. UCF	10/7/17
277	Nick Davila	vs. Rutgers	11/18/06
277	Gene Rossi	vs. Tulsa	09/29/51
276	Ben Mauk	vs. Connecticut	11/10/07
275	Brendon Kay	vs. NW State	09/04/13
275	Zach Collaros	at Louisville	10/15/10
275	Gino Guidugli	vs. West Virginia	09/14/02
275	Jack Lee	vs. Marquette	11/14/59
272	Tony Pike	vs. Syracuse	11/29/08
272	Gino Guidugli	at Memphis	11/22/03
271	Gunner Kiel	vs. Miami [Ohio]	09/20/14
271	Art Bailey	at Southern Miss.	10/02/76
270	Gunner Kiel	at East Carolina	11/28/18
270	Brendon Kay	vs. Temple	10/11/13
270	Tony Pike	at Miami [OH]	10/03/09
268	Adam Hoover	vs. Houston	10/07/00
268	Danny McCoin	at East Carolina	10/10/87
268	Danny McCoin	vs. Miami [OH]	09/13/86
268	Danny McCoin	vs. Indiana State	11/01/8
268	Danny McCoin	at Youngstown State	09/14/85
266	Troy Bodine	vs. Youngstown State	09/15/84
264	Greg Cook	at North Texas State	11/02/68
263	Zach Collaros	vs. NC State	09/22/11
262	Munchie Legaux	vs. Fordham	10/13/12
262	Greg Cook	vs. Tulsa	10/26/68
261	Chad Plummer	vs. Tulane	08/30/96
261	Greg Cook	at Texas Tech	09/21/68
260	Deontey Kenner	at Houston	10/09/99
260	Danny McCoin	at East Carolina	11/15/86
258	Gino Guidugli	vs. Miami [OH]	09/11/04
256	Paul Anderson	at West Virginia	10/13/90
257	Ben Mauk	at San Diego State	09/29/07
257	Ben Mauk	at Rutgers	10/06/07
256	Glenn Farkas	at Rutgers	10/01/88
256	Tom O'Malley	vs. Western Michigan	10/08/49
255	Gene Rossi	vs. West Texas State	10/27/51
254	Gino Guidugli	at TCU	11/15/03
254	Danny McCoin	at Penn State	10/11/86
254	Tom O'Malley	vs. Case-Western Reserve	10/22/49
253	Zach Collaros	vs. Louisville	10/24/09
252	Tim Morris	vs. Tulsa	10/21/78
251	Brendon Kay	vs. Rutgers	11/17/12
251	Zach Collaros	at Miami [OH]	10/01/11
250	Tony Pike	at Louisville	11/14/08
250	Chad Plummer	vs. Boston College	10/12/96
250	Eric Vibberts	at Rutgers	10/15/94
250	Danny McCoin	at Louisville	10/19/85

100 YARDS RECEIVING

Yds	Name	Opponent	Date
254	Tom Rossley	vs. Louisville	11/09/68
240	Jon Olinger	vs. Miami [OH]	10/05/02
221	Chris Moore	at Ohio State	09/27/14
212	Jim O'Brien	vs. Ohio	11/16/68
210	Marcus Barnett	vs. West Virginia	11/17/07
196	Jim O'Brien	vs. Tampa	10/12/68
194	Jon Olinger	at East Carolina	12/06/02
185	Marlon Pearce	vs. Louisville	10/31/92
183	Marlon Pearce	vs. East Carolina	11/23/91
177	Mardy Gilyard	vs. Fresno State	09/26/09
177	Robert Tate	vs. Toledo	09/30/95
175	Mekale McKay	vs. Toledo	09/12/14
175	Armon Binns	at Louisville	10/15/10
175	Marlon Pearce	vs. Akron	11/21/92
175	Hanibal Thomas	vs. Miami [OH]	09/11/04
174	Marcus Barnett	vs. USF	10/22/10
173	Hanibal Thomas	at Memphis	11/22/03
172	Mekale McKay	vs. East Carolina	11/13/14
172	Mardy Gilyard	vs. Connecticut	11/07/09
171	D.J. Woods	vs. Oklahoma	09/25/10
169	Robert Tate	at Kansas	09/02/95
168	Hanibal Thomas	vs. Southern Miss.	11/06/04
166	Derrick Stewart	at Connecticut	11/25/06
165	Robert Tate	vs. Troy State	11/05/94
165	Jason Stargell	vs. Kentucky	09/27/86
163	Shaq Washington	vs. USF	10/24/14
163	Denny Jackson	vs. Miami [OH]	11/22/69
162	Max Morrison	at Memphis	9/24/15
162	Hanibal Thomas	vs. USF	11/20/04
162	Jim Curry	at Tulsa	10/12/63
160	Chad Plummer	vs. Miami [FL]	09/12/98
160	Cornelius Bonner	at Louisville	10/03/98
158	Armon Binns	vs. USF	10/22/10
158	Mardy Gilyard	vs. Virginia Tech	01/01/09
155	Deno Foster	vs. Louisville	09/11/82
153	Chris Moore	at Memphis	09/24/15
153	Tom Rossley	vs. Ohio	11/16/68
150	Kahlil Lewis	vs. East Carolina	10/22/16
149	Ben Guidugli	vs. Illinois	11/27/09
149	Deno Foster	vs. Akron	09/08/84
148	Tom Rossley	at Wichita State	10/19/68
148	Marlon Pearce	at East Carolina	10/17/92
146	Johnny Holton	vs. UCF	10/31/15
146	D.J. Woods	at NC State	09/16/10
146	Mardy Gilyard	at Akron	09/27/08
146	Jim Curry	at Indiana	10/26/63
145	Jason Stargell	at Wichita State	10/25/86
144	Dominick Goodman	vs. Eastern Kentucky	08/28/08
144	Jon Olinger	at Memphis	11/24/01
143	Devin Gray	at Tulsa	11/25/16
143	Robert Tate	at Northern Illinois	10/28/95
142	Anthony McClung	vs. Connecticut	12/03/11
142	Napoleon Outlaw	at Southern Miss.	10/02/76
141	LaDaris Vann	at Temple	09/28/02
141	Bill Booze	vs. Oklahoma State	09/17/83
141	Dominick Goodman	vs. Louisville	10/13/07
140	Chris Moore	at Houston	11/07/16
139	Armon Binns	vs. Rutgers	11/20/10
138	Armon Binns	at Syracuse	10/31/09
138	Hanibal Thomas	vs. Army	10/09/04
138	Cornelius Bonner	vs. Houston	11/14/98
137	Anthony McClung	at Houston	11/23/13
137	D.J. Woods	vs. USF	10/22/10
136	Mardy Gilyard	at Hawai'i	12/06/08

Yds	Name	Opponent	Date
136	Tom Rossley	vs. Miami [OH]	11/23/68
134	Kenbrell Thompkins	vs. Virginia Tech	09/29/12
134	Dominick Goodman	at Louisville	11/14/08
134	Mardy Gilyard	vs. SE Missouri St.	08/30/07
134	LaDaris Vann	at Army	09/08/01
133	Jim O'Brien	vs. North Texas State	11/01/69
132	Shaq Washington	at Houston	11/23/13
132	Dick Jarvis	vs. Tulsa	09/29/51
131	Chris Moore	at USF	11/20/16
131	Deno Foster	at Miami [OH]	11/21/81
130	LaDaris Vann	vs. Louisville	10/27/01
130	Antonio Chatman	at Southern Miss.	10/23/99
130	Albert Sweet	vs. Ball State	10/16/93
129	Joe Hice	at Virginia Tech	09/06/86
128	Chad Plummer	at Army	09/19/98
128	Jon Olinger	vs. TCU	09/02/02
127	Sean Stewart	vs. Ball State	10/16/93
127	Dominick Goodman	vs. Connecticut	11/10/07
127	Marcus Barnett	at Syracuse	11/24/07
126	Bill Booze	vs. Louisville	09/11/82
125	Bill Davis	vs. Miami [OH]	09/26/87
124	Shaq Washington	at East Carolina	11/28/16
124	Mekale McKay	at Rutgers	11/16/13
124	Deno Foster	at Temple	11/03/84
124	Marlon Pearce	vs. Rutgers	11/07/92
124	Bill Poland	at USF	11/19/05
124	Jim Kelly	at Miami [OH]	11/22/75
124	Tye Keith	vs. Tulane	10/06/01
124	Gene Johnson	vs. Miami [OH]	11/27/58
123	Shaq Washington	at Rutgers	11/16/13
123	Travis Kelce	vs. Duke	12/27/12
123	Glen Dillhoff	at Case-Western Rsrv.	11/01/52
122	Damon Bryant	at Virginia Tech	10/19/91
120	Shaq Washington	at Memphis	09/24/15
120	Joe Koynock	at East Carolina	10/20/90
120	Jim O'Brien	vs. Wichita State	10/18/69
120	Joe Koynock	at West Virginia	10/13/90
120	Denny Jackson	at Tulsa	10/25/69
119	Mardy Gilyard	at Oklahoma	09/06/08
119	Antonio Chatman	at Wisconsin	09/16/00
119	Fred Oblak	at Tulsa	11/07/59
119	Cornelius Bonner	at Syracuse	10/10/98
119	Roosevelt Mukes	vs. Tennessee Tech	10/31/87
119	Fred Oblak	vs. Miami [OH]	11/17/60
118	Mardy Gilyard	at Pittsburgh	12/05/09
117	D.J. Woods	at Oregon State	09/19/09
117	Jim O'Brien	vs. Miami [OH]	11/23/68
117	Jason Stargell	vs. Temple	10/08/83
116	Marlon Pearce	at Kentucky	11/02/91
116	Jim O'Brien	at Texas Tech	09/21/68
115	Anthony McClung	at Rutgers	11/16/13
115	Armon Binns	at West Virginia	11/13/10
115	Armon Binns	vs. Miami [OH]	10/09/10
115	Anthony Ladd	vs. Syracuse	09/10/94
115	Jim O'Brien	vs. North Texas State	10/28/67
114	Kenbrell Thompkins	at USF	10/22/11
114	Mardy Gilyard	vs. Syracuse	11/29/08
114	Jim O'Brien	vs. Miami [OH]	11/18/67
113	Dick Jarvis	vs. West Texas State	10/27/51
112	Devin Gray	at Navy	9/23/17
112	Isaiah Pead	at Syracuse	11/26/11
112	Tye Keith	vs. Houston	10/07/00
111	Devin Gray	vs. UT-Martin	09/01/16
111	DJ Woods	at Tennessee	09/10/11

Yds	Name	Opponent	Date
111	Mardy Gilyard	vs. SEMO	09/12/09
111	LaDaris Vann	at Houston	10/09/99
111	Deno Foster	vs. Youngstown State	09/25/82
110	Anthony McClung	vs. Duke	12/27/12
110	Mardy Gilyard	vs. Pittsburgh	11/22/08
110	Tom Rossley	vs. Tulsa	10/26/68
110	Tom Rossley	at Tulsa	10/21/67
110	Bob Stratton	vs. Xavier	11/18/50
109	Dominick Goodman	vs. Western Michigan	01/06/07
109	Jim O'Brien	vs. Louisville	11/09/68
109	Connor Barwin	at Miami [OH]	09/15/07
108	Chris Moore	vs. UCF	10/31/16
108	Armon Binns	vs. Connecticut	11/07/09
108	Jim Kelly	at Kentucky	10/29/49
108	Tom Rossley	at Houston	10/04/68
108	Ed Ford	vs. Miami [OH]	11/26/66
107	Armon Binns	at Connecticut	11/27/10
107	LaDaris Vann	at East Carolina	11/13/99
106	Shaq Washington	vs. Miami [FL]	10/01/15
106	Zeke Harden	at North Texas State	11/04/72
106	LaDaris Vann	at Ohio State	09/25/99
105	Devin Gray	vs. BYU	11/05/16
105	Mekale McKay	vs. Temple	09/12/15
105	Antonio Chatman	vs. Louisville	11/06/99
105	Jim O'Brien	at Wichita State	10/19/68
104	Thomas Geddis	at Tulsa	11/25/16
104	Armon Binns	at Pittsburgh	12/05/09
104	Jason Collins-Baker	vs. Kent State	09/04/99
104	Cornelius Bonner	at Tulane	09/06/97
104	Harold Lee	vs. Louisville	11/20/76
103	Shaq Washington	at BYU	10/16/15
103	Chris Moore	vs. Virginia Tech	12/27/14
103	Bill Davis	at West Virginia	10/17/87
103	LaDaris Vann	vs. East Carolina	11/10/01
103	Derrick Ross	at Miami [OH]	09/27/03
103	Aaron Hagans	at Pittsburgh	10/13/79
103	Steve Cowan	vs. Xavier	10/09/71
102	Mardy Gilyard	vs. Illinois	11/27/09
102	Hanibal Thomas	vs. Marshall	12/23/04
102	LaDaris Vann	vs. Purdue	09/02/01
102	Tye Keith	at Houston	10/20/01
101	Mekale McKay	vs. Tulsa	11/14/16
101	Travis Kelce	vs. Fordham	10/12/12
101	Dominick Goodman	vs. Pittsburgh	11/22/08
101	Mardy Gilyard	vs. Eastern Kentucky	08/28/08
101	Bob Milner	vs. Louisville	11/12/66
101	Bill Davis	at East Carolina	10/10/87
101	Dominick Goodman	at San Diego State	09/29/07
100	Shaq Washington	vs. Virginia Tech	12/27/14
100	Chad Plummer	at Memphis	10/17/98
100	Steve Sanders	vs. Miami [OH]	09/26/87
100	Robert Tate	vs. Southern Miss.	10/07/95
100	Mardy Gilyard	at USF	11/03/07



RECORDS

RUSHING

GAME RECORDS

Rushing Attempts

1.	45	Steve Cowan vs. Ohio.....	1970
2.	41	DeMarco McCleskey vs. East Carolina.....	1998
3.	39	Lloyd Pate vs. Wichita State	1967
4.	37	Robert Cooper vs. Miami [OH].....	1999
5.	36	Robert Cooper vs. Memphis.....	1999
	36	Daryl Royal vs. Miami [OH].....	1996
	36	Reggie Taylor vs. Miami [OH].....	1986
	36	David Small vs. Toledo	1993
9.	35	Reggie Harrison at Ohio.....	1973
	35	DeMarco McCleskey vs. Houston.....	1998

Rushing Yards

1.	306	Bob Hynes vs. Case Western Reserve.....	1923
2.	282	Daryl Royal vs. Miami [OH].....	1996
3.	267	Clem Turner vs. Kansas State	1966
4.	266	Steve Cowan vs. Ohio.....	1970
5.	259	Reggie Taylor vs. Miami [OH].....	1986
6.	238	Richard Hall vs. Miami [OH].....	2004
7.	234	DeMarco McCleskey vs. East Carolina.....	1998
8.	233	David Small vs. Kent State.....	1992
9.	219	David Small vs. Middle Tennessee State.....	1991
10.	213	Isaiah Pead vs. Rutgers.....	2010

Rushing Touchdowns

1.	6	Ike Stewart vs. Transylvania	1912
	6	Bob Heuck vs. Transylvania	1912
3.	4	five times, last by Isaiah Pead vs. Rutgers.....	2010

Three Backs with 100+ Yards in a Game

1970	vs. Xavier	Albert Johnson.....	130
		Dick James.....	119
		Steve Cowan	105

Two Backs with 100+ Yards in a Game

2015	vs. UConn	Hosey Williams.....	140
		Mike Boone	117
2014	at Tulane	Rod Moore.....	124
		Mike Boone.....	113
2003	vs. East Carolina	Derrick Eddington	138
		Richard Hall.....	117
1991	at Kent State	Vince Powell	121
		David Small	118
1991	at Louisville	Vince Powell	140
		David Small	111
1985	at Louisville	Reggie Taylor.....	126
		Robert Williams	100
1977	vs. Tulsa	Gus Tucker.....	143
		Bob Massong.....	101
1966	vs. Kansas State	Clem Turner	267
		Tony Jackson	118
1964	vs. Tulsa	Brig Owens	163
		Al Nelson	106

SEASON RECORDS

Rushing Attempts

1.	315	DeMarco McCleskey.....	2002
2.	264	Reggie Taylor.....	1985
3.	256	Reggie Taylor.....	1986
4.	246	James Bettis.....	1981
5.	243	George Winn	2012
6.	239	Steve Cowan	1970
7.	237	Isaiah Pead.....	2011
8.	233	Allen Harvin	1978
9.	228	Robert Cooper	1999
10.	223	David Small	1993

Rushing Yards

1.	1,361	DeMarco McCleskey.....	2002
2.	1,334	George Winn	2012
3.	1,325	Reggie Taylor.....	1986
4.	1,283	Allen Harvin	1978
5.	1,259	Isaiah Pead.....	2011
6.	1,245	Robert Cooper	1999
7.	1,226	James Bettis.....	1981
8.	1,197	Steve Cowan	1970
9.	1,179	David Small	1993
10.	1,161	Allen Harvin	1982

Rushing Average (Minimum 50 Attempts)

1.	8.77	Dick Goist.....	1953
2.	7.62	Joe Miller	1953
3.	7.54	Jim Niemann	1954
4.	7.20	Mike Boone	2015
5.	7.05	Roger Stephens.....	1947
6.	6.70	Isaiah Pead.....	2010
7.	6.60	Isaiah Pead.....	2010
8.	6.40	Mike Boone.....	2014
9.	6.34	Dolph Banks.....	1965
10.	6.10	Munchie Legaux	2012

Rushing Touchdowns

1.	17	David Small	1993
2.	15	DeMarco McCleskey.....	2002
3.	13	George Winn	2012
	13	Al Nelson	1964
5.	12	Isaiah Pead.....	2011
6.	11	six times, last by DeMarco McCleskey	1998

100-Yard Games

1.	8	Reggie Taylor.....	1986
2.	7	James Bettis.....	1981
	7	Allen Harvin	1978
4.	6	seven times, last by George Winn	2012

Consecutive 100-Yard Games

1.	5	Allen Harvin	1978
	5	James Bettis.....	1980
	5	Reggie Taylor.....	1986
	5	David Small	1993
5.	4	six times, last by DeMarco McCleskey	1998

CAREER RECORDS

Rushing Attempts

1.	876	Reggie Taylor.....	1983-86
2.	777	DeMarco McCleskey.....	1998, 2000-02
3.	630	David Small	1991-93
4.	593	Allen Harvin	1978-82
5.	561	Robert Cooper	1996-99
6.	545	Isaiah Pead.....	2008-11
7.	533	James Bettis.....	1978-81
8.	495	Al Johnson.....	1969-71
9.	484	Reggie Harrison.....	1971-73
10.	480	Al McKinney.....	1985-89

Rushing Yards

1.	4,242	Reggie Taylor.....	1983-86
2.	3,487	DeMarco McCleskey.....	1998, 2000-02
3.	3,288	Isaiah Pead.....	2008-11
4.	2,998	Allen Harvin	1978-82
5.	2,963	David Small	1991-93
6.	2,786	Robert Cooper	1996-99
7.	2,498	James Bettis.....	1978-81
8.	2,250	Mike Boone.....	2014-17
9.	2,223	Al McKinney.....	1985-88
10.	2,197	Reggie Harrison.....	1971-73

Rushing Average (Min. 150 Attempts)

1.	6.65	Roger Stephens.....	1946-48
2.	6.07	Dom Del Bene.....	1951-53
3.	6.00	Isaiah Pead	2008-11
4.	5.72	Joe Miller.....	1953-55
5.	5.52	Bill Bailey	1963-65
6.	5.40	Mike Boone.....	2014-17
7.	5.33	George Winn	2009-12
8.	5.25	Jim Niemann	1954-56
9.	5.07	Joe Concilla	1951-53
10.	5.06	Allen Harvin	1978-82

Rushing Touchdowns

1.	37	DeMarco McCleskey.....	1998, 2000-02
2.	31	David Small	1991-93
3.	27	Isaiah Pead	2008-11
4.	25	Reggie Harrison	1971-73
5.	24	Mike Boone.....	2014-17
	24	Reggie Taylor.....	1983-86
6.	22	Bob Heuck.....	1910-12
7.	21	Joe Concilla	1951-53
	21	Bradley Gatthaar	2004-07
9.	19	Tion Green.....	2012-16
	19	Tony Kapetanlis	1977-79

100-Yard Games

1.	21	Reggie Taylor.....	1983-86
2.	14	DeMarco McCleskey.....	1998, 2000-02
	14	David Small	1991-93
4.	13	James Bettis.....	1978-81
5.	12	Allen Harvin	1978-82
6.	11	Isaiah Pead	2008-11
7.	9	Robert Cooper	1996-99
	9	Al McKinney.....	1985-88
9.	7	Steve Cowan	1970-72
	7	Reggie Harrison	1971-73
	7	Al Nelson	1962-64

200-Yard Games

1.	4	David Small	1991-93
2.	2	Robert Cooper	1999

300-Yard Games

1.	1	Bob Hynes.....	1923
----	---	----------------	------

Longest Rush From Scrimmage

1.	91	Joe Miller vs. Xavier [TD].....	1953
2.	84	Hosey Williams vs. UConn.....	2015
3.	80	Isaiah Pead vs. Miami [OH] [TD]	2010
	80	Allen Harvin vs. Miami [OH]	1982
	80	Art Bailey vs. Southern Miss [TD]	1977
	80	Bill Bailey vs. Kansas State [TD].....	1965
	80	Dick Goist vs. William & Mary [TD].....	1953
8.	79	Kahlil Lewis at Purdue	2016
	79	Richard Hall vs. Miami [OH].....	2004
	79	Reggie Harrison vs. Louisville [TD].....	1972
10.	78	Reggie Harrison vs. Ohio [TD].....	1971

PASSING

GAME RECORDS

Passing Attempts

1.	59	Deontey Kenner vs. Southern Miss.....	1999
2.	57	Gunner Kiel at Miami [Fla.].....	2014
4.	56	Hayden Moore at UConn.....	2016
	56	Greg Cook vs. Ohio.....	1968
6.	53	Hayden Moore at Memphis.....	2015
	53	Zach Collaros vs. USF.....	2010
8.	52	six times, last by Gunner Kiel vs. Temple.....	2015

Passing Completions

1.	35	Deontey Kenner vs. Southern Miss.....	1999
	35	Greg Cook vs. Ohio.....	1968
3.	32	Tony Pike vs. Illinois.....	2009
4.	31	Hayden Moore at Memphis.....	2015
	31	Gunner Kiel at Miami [Fla.].....	2014
	31	Gino Guidugli vs. Army.....	2001
	31	Greg Cook vs. Miami [OH].....	1968

Passing Yards

1.	557	Hayden Moore at Memphis.....	2015
2.	554	Greg Cook vs. Ohio.....	1968
3.	523	Gunner Kiel at Houston.....	2015
4.	480	Zach Collaros vs. Connecticut.....	2009
5.	463	Zach Collaros vs. USF.....	2010
6.	436	Gunner Kiel vs. East Carolina.....	2014
7.	431	Ben Mauk vs. Syracuse.....	2007
8.	427	Gunner Kiel vs. Temple.....	2015
	418	Gunner Kiel vs. Toledo.....	2014
10.	407	Deontey Kenner vs. Southern Miss.....	1999
	407	Greg Cook vs. Miami [OH].....	1968

Passing Touchdowns

1.	6	Gunner Kiel vs. Toledo.....	2014
	6	Tony Pike vs. Illinois.....	2009
2.	5	Gunner Kiel vs. UCF.....	2015
	5	Zach Collaros at Louisville.....	2010
	5	Gino Guidugli vs. Southern Miss.....	2004
6.	4	23 times, last by Gunner Kiel vs. East Carolina.....	2016

Pass Interceptions

1.	6	Mike Shoemaker vs. Xavier.....	1972
2.	5	four times, last by Dustin Grutza at Miami [OH].....	2005

SEASON RECORDS

Passing Attempts

1.	472	Gino Guidugli.....	2002
2.	425	Gino Guidugli.....	2003
3.	411	Greg Cook.....	1968
4.	390	Gunner Kiel.....	2014
5.	386	Ben Mauk.....	2007
6.	383	Zach Collaros.....	2010
7.	379	Deontey Kenner.....	1999
8.	369	Danny McCoin.....	1986
9.	360	Brendon Kay.....	2013
10.	350	Troy Bodine.....	1984

Passing Completions

1.	258	Gino Guidugli.....	2002
2.	247	Brendon Kay.....	2013
3.	237	Danny McCoin.....	1986
4.	235	Ben Mauk.....	2007
5.	233	Gunner Kiel.....	2014
6.	227	Gino Guidugli.....	2003
7.	225	Zach Collaros.....	2010
8.	219	Greg Cook.....	1968
9.	211	Tony Pike.....	2009
10.	210	Gino Guidugli.....	2004

Passing Yards

1.	3,543	Gino Guidugli.....	2002
2.	3,272	Greg Cook.....	1968
3.	3,254	Gunner Kiel.....	2014
4.	3,121	Brendon Kay.....	2013
	3,121	Ben Mauk.....	2007
6.	2,902	Zach Collaros.....	2010
7.	2,831	Danny McCoin.....	1986
8.	2,777	Gunner Kiel.....	2015
	2,704	Gino Guidugli.....	2003
10.	2,633	Gino Guidugli.....	2004

Passing Completion Percentage (Min. 100 Att.)

1.	.750	Zach Collaros.....	2009
2.	.686	Brendon Kay.....	2013
3.	.652	Gunner Kiel.....	2015
4.	.642	Danny McCoin.....	1986
5.	.630	Brendon Kay.....	2012
6.	.626	Eric Vibberts.....	1994
7.	.624	Tony Pike.....	2009
8.	.614	Gino Guidugli.....	2004
	.614	Tony Pike.....	2008
10.	.609	Dustin Grutza.....	2006
	.609	Ben Mauk.....	2007

Passing Yards per Completion (Min. 50 Completions)

1.	18.74	Albert Johnson.....	1969
2.	16.22	Gene Rossi.....	1951
3.	15.59	Gene Rossi.....	1952
4.	15.42	Zach Collaros.....	2009
5.	15.07	Greg Cook.....	1967
6.	14.98	Mike Murphy.....	1954
7.	14.97	Tom O'Malley.....	1949
8.	14.94	Greg Cook.....	1968
9.	14.92	Brendon Kay.....	2012
10.	14.71	Gene Rossi.....	1950

Passing Efficiency (Min. 100 Attempts)

1.	195.53	Zach Collaros.....	2009
2.	163.07	Brendon Kay.....	2012
3.	155.50	Brendon Kay.....	2013
4.	151.89	Gunner Kiel.....	2015
5.	151.85	Nick Davila.....	2006
6.	150.64	Ben Mauk.....	2007
7.	149.82	Tony Pike.....	2009
8.	149.74	Gene Rossi.....	1952
9.	149.39	Gunner Kiel.....	2014
10.	146.48	Gino Guidugli.....	2004

Passing Touchdowns

1.	31	Gunner Kiel.....	2014
	31	Ben Mauk.....	2007
3.	29	Tony Pike.....	2009
4.	26	Zach Collaros.....	2010
	26	Gino Guidugli.....	2004
6.	25	Greg Cook.....	1968
7.	22	Brendon Kay.....	2013
	22	Gino Guidugli.....	2002
9.	20	Hayden Moore.....	2017

Pass Interceptions

1.	21	Gino Guidugli.....	2002
2.	20	Troy Bodine.....	1984
3.	19	Eric Vibberts.....	1995
4.	17	Greg Cook.....	1968
5.	16	Lance Harp.....	1992

Passing Touchdown-Interception Margin

1.	+23	Tony Pike.....	2009
2.	+22	Ben Mauk.....	2007
3.	+18	Gunner Kiel.....	2014
	+18	Gino Guidugli.....	2004
5.	+12	Zach Collaros.....	2010

CAREER RECORDS

Passing Attempts

1.	1,556	Gino Guidugli.....	2001-04
2.	922	Deontey Kenner.....	1997-2000
3.	903	Hayden Moore	2015-
4.	899	Danny McCoin.....	1984-87
5.	833	Gunner Kiel.....	2014-16
6.	788	Lance Harp.....	1991-93
7.	682	Tony Pike.....	2007-09
8.	658	Danny Barrett.....	1980-82
9.	655	Greg Cook.....	1966-68
10.	646	Dustin Grutza.....	2005-08

Passing Completions

1.	880	Gino Guidugli.....	2001-04
2.	544	Danny McCoin.....	1984-87
3.	518	Hayden Moore	2015-
4.	505	Gunner Kiel.....	2014-16
5.	498	Deontey Kenner.....	1997-2000
6.	421	Tony Pike.....	2007-09
7.	397	Lance Harp.....	1991-93
8.	388	Dustin Grutza.....	2005-08
9.	352	Danny Barrett.....	1980-82
10.	332	Greg Cook.....	1966-68

Completion Percentage (Min. 200 Att.)

1.	.624	Zach Collaros.....	2008-10
3.	.617	Tony Pike.....	2007-09
4.	.609	Ben Mauk.....	2007
2.	.606	Gunner Kiel.....	2014-16
5.	.605	Danny McCoin.....	1984-87
6.	.601	Dustin Grutza.....	2005-08
7.	.574	Hayden Moore	2015-
8.	.566	Gino Guidugli.....	2001-04
9.	.557	Eric Vibberts.....	1993-95
10.	.551	Jack Lee.....	1957-59

Passing Yards

1.	11,453	Gino Guidugli.....	2001-04
4.	6,835	Gunner Kiel.....	2014-16
2.	6,801	Danny McCoin.....	1984-87
3.	6,278	Deontey Kenner.....	1997-2000
5.	6,191	Hayden Moore	2015-
6.	5,018	Tony Pike.....	2007-09
7.	4,906	Greg Cook.....	1966-68
8.	4,803	Lance Harp.....	1991-93
9.	4,476	Dustin Grutza.....	2005-078
10.	4,407	Danny Barrett.....	1979-82

Passing Yards Per Completion (Min. 100 Comp.)

1.	16.18	Mike Murphy.....	1953-55
2.	15.86	Albert Johnson.....	1969-71
3.	15.58	Gene Rossi.....	1949-52
4.	14.78	Greg Cook.....	1966-68
5.	14.38	Tom O'Malley.....	1947-49
6.	14.33	Brig Owens.....	1963-64
7.	13.84	Tony Kapetanias.....	1977-79
8.	13.82	Chad Plummer.....	1995-98
9.	13.59	Zach Collaros.....	2008-10
10.	13.53	Gunner Kiel.....	2014-16



RECORDS

Touchdown Passes

1.	78	Gino Guidugli.....	2001-04
2.	56	Gunner Kiel.....	2014-16
3.	49	Tony Pike.....	2007-09
4.	40	Hayden Moore	2015-
5.	39	Danny McCain.....	1984-87
6.	37	Gene Rossi.....	1949-52
7.	36	Zach Collaros.....	2008-10
8.	34	Greg Cook.....	1966-68
9.	31	Ben Mauk.....	2007
	31	Deontey Kenner.....	1997-2000

Pass Interceptions

1.	48	Gino Guidugli.....	2001-04
2.	37	Deontey Kenner.....	1997-2000
		Danny Barrett.....	1979-82
4.	35	Greg Cook.....	1966-68
5.	34	Gene Rossi.....	1949-52
	34	Tony Kapetanias.....	1977-79
7.	33	Lance Harp.....	1991-93
8.	28	Troy Bodine.....	1983-84
	28	Henry Miller.....	1973-76
10.	27	Hayden Moore	2015-
	27	Eric Vibberts.....	1993-95

Passing Touchdown-Interception Margin

1.	+30	Gino Guidugli.....	2001-04
	+30	Gunner Kiel.....	2014-16
3.	+29	Tony Pike.....	2007-09
4.	+22	Ben Mauk.....	2007
5.	+20	Zach Collaros.....	2008-10

Consecutive 250+ Yard Passing Games

1.	8	Greg Cook.....	1968
2.	7	Brendon Kay.....	2013

RECEIVING

GAME RECORDS

Receptions

1.	15	Shaq Washington at East Carolina.....	2015
2.	13	Tom Rossley vs. Wichita State.....	1968
	13	Jon Olinger vs. Miami (OH).....	2002
4.	12	Shaq Washington vs. USF.....	2014
	12	Armon Binns vs. USF.....	2010
	12	Mardy Gilyard vs. Connecticut.....	2009
	12	LaDaris Vann vs. Tulane.....	2002
	12	LaDaris Vann vs. Army.....	2001
	12	Zeke Harden vs. North Texas State.....	1972

Receiving Yards

1.	254	Tom Rossley vs. Louisville.....	1968
2.	240	Jon Olinger vs. Miami (OH).....	2002
3.	221	Chris Moore at Ohio State.....	2014
	212	Jim O'Brien vs. Ohio.....	1968
4.	210	Marcus Barnett vs. West Virginia.....	2007
5.	196	Jim O'Brien vs. Tampa.....	1968
6.	194	Jon Olinger at East Carolina.....	2002
7.	185	Marlon Pearce vs. Louisville.....	1992
8.	183	Marlon Pearce vs. East Carolina.....	1991
9.	177	Robert Tate at Kansas.....	1995
10.	175	Mekale McKay vs. Toledo.....	2014
	175	Armon Binns at Louisville.....	2010
	175	Hannibal Thomas vs. Miami (OH).....	2004
	175	Marlon Pearce vs. Akron.....	1992

Receiving Touchdowns

1.	3	Kahlil Lewis vs. East Carolina.....	2016
	3	Chris Moore at Ohio State.....	2014
	3	Armon Binns at Louisville.....	2010
	3	Marcus Barnett vs. Syracuse.....	2007

Longest Pass Play

1.	95	Greg Cook to Tom Rossley vs. Louisville (TD).....	1968
2.	91	Eric Vibberts to James Scott vs. East Carolina (TD).....	1994
3.	88	Gunner Kiel to Mekale McKay vs. Temple (TD).....	2015
4.	83	Gunner Kiel to Chris Moore at Ohio State (TD).....	2014
	83	Brendon Kay to Travis Kelce vs. Duke (TD).....	2012
	83	Nick Davila to Brent Celek vs. Rutgers (TD).....	2006
7.	82	Hayden Moore to Devin Gray at Tulsa (TD).....	2016
	82	Eric Vibberts to Robert Tate vs. Kansas (TD).....	1995
	82	Brig Owens to Errol Prisby vs. Dayton (TD).....	1964
9.	81	Zach Collaros to Armon Binns at Syracuse (TD).....	2009

3	Hannibal Thomas vs. Southern Miss.....	2004
3	Jon Olinger at East Carolina.....	2002
3	Deno Foster at Louisville.....	1983
3	Jim O'Brien vs. Tampa.....	1968

SEASON RECORDS

Receptions

1.	90	Shaq Washington.....	2015
2.	87	Mardy Gilyard.....	2009
3.	84	Dominick Goodman.....	2008
4.	81	Mardy Gilyard.....	2008
5.	80	Tom Rossley.....	1968*
6.	75	Armon Binns.....	2010
	75	Shaq Washington.....	2013
8.	73	LaDaris Vann.....	2001
9.	71	LaDaris Vann.....	2002
10.	68	Dominick Goodman.....	2007

*-10 game season

Receiving Yards

1.	1,276	Mardy Gilyard.....	2008
2.	1,191	Mardy Gilyard.....	2009
3.	1,114	Jon Olinger.....	2002
4.	1,107	Jim O'Brien.....	1968*
5.	1,101	Armon Binns.....	2010
6.	1,072	Tom Rossley.....	1968*
7.	1,028	Dominick Goodman.....	2008
	1,028	Hannibal Thomas.....	2004
9.	982	Shaq Washington.....	2015
	908	Anthony McClung.....	2013

*-10 game season

Yards Per Reception (Min. 20 Rec.)

1.	25.16	Jim O'Brien.....	1968*
2.	22.40	Chris Moore.....	2014
3.	21.80	Chris Moore.....	2015
4.	21.75	Jason Stargel.....	1985
5.	21.25	Jason Stargel.....	1983
6.	21.04	Jim O'Brien.....	1969
7.	20.62	Jon Olinger.....	2002
8.	19.67	Aaron Hagans.....	1979
9.	19.48	Anthony Ladd.....	1996
10.	19.46	Robert Tate.....	1995

*-10 game season

Touchdown Receptions

1.	13	Marcus Barnett.....	2007
2.	12	Jim O'Brien.....	1968*
3.	11	Armon Binns.....	2009
	11	Mardy Gilyard.....	2009
	11	Mardy Gilyard.....	2008
6.	10	Armon Binns.....	2010
7.	9	Chris Moore.....	2013
	9	Hannibal Thomas.....	2004
	9	Jim Kelly.....	1950

*-10 game season



GREG COOK

CAREER RECORDS

Receptions

1.	240	Shaq Washington.....	2010-15
2.	204	Mardy Gilyard.....	2005; 2007-09
	204	Dominick Goodman.....	2005-08
	204	LaDaris Vann.....	1999-2002
5.	159	D.J. Woods.....	2008-11
6.	138	Armon Binns.....	2007-10
7.	135	Tye Keith.....	1999-2002
8.	127	Marcus Barnett.....	2007-10
9.	125	Marlon Pearce.....	1990-92
10.	117	Mardy Gilyard.....	2006-08

Receiving Yards

1.	3,003	Mardy Gilyard.....	2005; 2007-09
2.	2,563	Shaq Washington.....	2010-15
3.	2,512	Dominick Goodman.....	2005-08
4.	2,483	LaDaris Vann.....	1999-2002
5.	2,301	Chris Moore.....	2012-15
6.	2,285	Jim O'Brien.....	1967-69
7.	2,156	D.J. Woods.....	2008-11
8.	2,096	Marlon Pearce.....	1990-92
9.	2,088	Jason Stargel.....	1982-86
10.	2,008	Armon Binns.....	2007-10

Yards Per Reception (Min. 50 Rec.)

1.	21.9	Jim O'Brien.....	1967-69
2.	19.7	Mekale McKay.....	2013-15
	19.7	Jason Stargel.....	1982-86
4.	19.3	Chris Moore.....	2012-15
5.	18.7	Jon Olinger.....	1999-2002
6.	18.4	Glen Dillhoff.....	1951-54
7.	18.1	Denny Jackson.....	1968-69
8.	17.1	Deno Foster.....	1981-84
9.	16.9	Dick Jarvis.....	1950-51
10.	16.7	Marlon Pearce.....	1990-92

Touchdown Receptions

1.	26	Chris Moore.....	2012-15
2.	25	Mardy Gilyard.....	2005; 2007-09
3.	22	Dominick Goodman.....	2005-08
4.	21	Armon Binns.....	2007-10
	21	Jim O'Brien.....	1967-69

Consecutive Games With A Reception

1.	46	LaDaris Vann.....	1999-2002
2.	39	Shaq Washington.....	2010-15
3.	33	Jason Stargel.....	1982-86
4.	32	Dominick Goodman.....	2005-08
5.	27	Tye Keith.....	2000-02
	26	Jon Olinger.....	2001-02

ALL-PURPOSE YARDS (Rushing, Receiving and Returns)**Game**

1.	381	Mardy Gilyard at Pittsburgh.....	2009
2.	365	Mardy Gilyard at Oklahoma.....	2008
3.	333	Robert Tate at Kansas.....	1995
4.	316	Robert Tate vs. Toledo.....	1995
5.	306	Bob Hynes vs. Case-Western Reserve.....	1923
6.	303	Mardy Gilyard vs. Connecticut.....	2009
7.	294	Clem Turner vs. Kansas State.....	1966
8.	291	D.J. Woods vs. Rutgers.....	2010
8.	288	Reggie Taylor vs. Miami (OH).....	1986
10.	283	D.J. Woods, vs. Oklahoma.....	2010
	283	LaDaris Vann at East Carolina.....	1999

Season

1.	2,690	Mardy Gilyard.....	2009
2.	2,280	Mardy Gilyard.....	2008
3.	1,859	D.J. Woods.....	2010
4.	1,729	DeMarco McCleskey.....	2002
5.	1,685	Robert Tate.....	1995
6.	1,652	Isaiah Pead.....	2011
7.	1,643	Reggie Taylor.....	1986
8.	1,572	Roger Stephens.....	1947
9.	1,471	Reggie Taylor.....	1985
10.	1,461	Allen Harvin.....	1978

Career

1.	5,945	Mardy Gilyard.....	2005-09
2.	5,322	Reggie Taylor.....	1983-86
3.	4,113	DeMarco McCleskey.....	1998, 2000-02
4.	4,104	Isaiah Pead.....	2008-11
5.	4,036	Al McKinney.....	1985-88
6.	3,738	Dominick Goodman.....	2005-08
7.	3,663	Allen Harvin.....	1978-82
8.	3,542	Robert Cooper.....	1996-99
9.	3,405	DJ Woods.....	2008-11
10.	3,308	Robert Tate.....	1993-96

TOTAL OFFENSE (Rushing and Passing)**GAME RECORDS****Total Plays**

1.	65	Zach Collaros vs. Connecticut.....	2010
2.	64	Ben Mauk vs. Southern Miss.....	2007
	64	Greg Cook vs. Ohio.....	1968
4.	63	Zach Collaros vs. USF.....	2010
5.	62	Deontey Kenner at Southern Miss.....	1999
6.	60	Deontey Kenner at Ohio State.....	1999
7.	59	Gino Guidugli vs. UAB.....	2004
8.	58	Gino Guidugli vs. Ohio State.....	2002
	58	Deontey Kenner vs. Troy.....	1999
10.	59	Zach Collaros at Fresno State.....	2010

Total Yards

1.	564	Hayden Moore at Memphis.....	2015
2.	555	Zach Collaros vs. Connecticut.....	2009
3.	525	Greg Cook vs. Ohio.....	1968
4.	490	Zach Collaros vs. USF.....	2010
5.	436	Ben Mauk vs. Syracuse.....	2007
6.	426	Deontey Kenner at Southern Miss.....	1999
7.	410	Zach Collaros at USF.....	2011
8.	412	Bob Hynes vs. Case-Western Reserve.....	1923
9.	407	Deontey Kenner at Ohio State.....	1999
10.	404	Gino Guidugli vs. Louisville.....	2003

SEASON RECORDS**Total Plays**

1.	541	Gino Guidugli.....	2002
2.	507	Greg Cook.....	1968
3.	504	Zach Collaros.....	2011

4.	501	Gino Guidugli.....	2003
5.	486	Ben Mauk.....	2007
6.	453	Gunner Kiel.....	2014
7.	439	Danny McCain.....	1986
8.	433	Deontey Kenner.....	1999
9.	413	Troy Bodine.....	1984
10.	398	Danny Barrett.....	1982

Total Yards

1.	3,570	Gino Guidugli.....	2002
2.	3,498	Ben Mauk.....	2008
3.	3,396	Gunner Kiel.....	2014
4.	3,210	Greg Cook.....	1968
5.	3,104	Zach Collaros.....	2011
6.	2,874	Hayden Moore	2017
7.	2,870	Gino Guidugli.....	2003
8.	2,804	Gunner Kiel.....	2015
9.	2,723	Gino Guidugli.....	2004
10.	2,642	Deontey Kenner.....	1999

CAREER RECORDS**Total Plays**

1.	1,791	Gino Guidugli.....	2001-04
2.	1,104	Hayden Moore	2015
3.	1,091	Danny McCain.....	1984-87
4.	1,051	Zach Collaros.....	2008-11
5.	1,035	Deontey Kenner.....	1997-2000
6.	955	Lance Harp.....	1991-93
7.	935	Gunner Kiel.....	2014-16
8.	892	Danny Barrett.....	1979-82
9.	869	Dustin Grutza.....	2005-08
10.	876	Reggie Taylor.....	1983-86

Total Yards

1.	11,661	Gino Guidugli.....	2001-04
2.	7,000	Gunner Kiel.....	2014-16
3.	7,087	Zach Collaros.....	2008-11
4.	6,570	Hayden Moore	2015-
5.	6,558	Deontey Kenner.....	1997-2000
6.	6,210	Danny McCain.....	1984-87
7.	5,018	Tony Pike.....	2007-09
8.	4,909	Lance Harp.....	1991-93
9.	4,760	Greg Cook.....	1965-68
10.	4,476	Dustin Grtutza.....	2005-08

SCORING**GAME RECORDS****Total Points**

1.	51	Ike Stewart vs. Transylvania.....	1912
2.	36	Bob Heuck vs. Transylvania.....	1912
3.	25	Jim O'Brien vs. Louisville.....	1968

Touchdowns

1.	8	Ike Stewart vs. Transylvania.....	1912
2.	6	Bob Heuck vs. Transylvania.....	1912
3.	5	Isaiah Pead vs. Rutgers.....	2010
	4	DeMarco McCleskey at Arkansas State.....	1998
	4	DeMarco McCleskey vs. Houston.....	1998
	4	David Small vs. Houston.....	1993
	4	David Small vs. Kent State.....	1993

Extra Points Made

1.	12	Alonzo Weiss vs. Transylvania.....	1912
2.	9	Jacob Rogers vs. Rutgers.....	2010
	9	Steve Schultz vs. Louisiana-Monroe.....	1977
4.	7	11 times, last by Andrew Gantz vs. Tulsa.....	2015

Field Goals Made

1.	4	Andrew Gantz at Memphis.....	2015
	4	Tony Miliano at Pittsburgh.....	2011
	4	Jacob Rogers vs. Connecticut.....	2009
	4	Kevin Lovell at Connecticut.....	2006
	4	Chris Manfredini vs. Louisville.....	2003
	4	Jonathan Ruffin at Hawai'i.....	2002
	4	Jonathan Ruffin at Tulane.....	2000
	4	Jonathan Ruffin vs. UAB.....	2000
	4	Phil Insalaco vs. Indiana State.....	1988
	4	Steve Schultz vs. Vanderbilt.....	1976

SEASON RECORDS**Total Points**

1.	142	Jim O'Brien.....	1968
2.	112	Andrew Gantz	2015
3.	104	Jonathan Ruffin.....	2000
4.	102	Tony Miliano.....	2012
	102	Jacob Rogers.....	2009
	102	DeMarco McCleskey.....	2002
	102	David Small.....	1993
8.	101	Jonathan Ruffin.....	2002
9.	100	Andrew Gantz	2014
10.	98	Tony Miliano.....	2011

Touchdowns

1.	17	DeMarco McCleskey.....	2002
	17	David Small.....	1993
3.	15	Isaiah Pead.....	2011
	15	Ed Kovac.....	1959
5.	14	Marcus Barnett.....	2007
6.	13	George Winn.....	2012
	13	Mardy Gilyard.....	2009
	13	Mardy Gilyard.....	2008
	13	Al Nelson.....	1964
10.	12	David Small.....	1992
	12	Jim O'Brien.....	1968

Extra Points Made

1.	63	Jacob Rogers.....	2009
2.	52	Andrew Gantz.....	2014
3.	51	Tony Miliano.....	2012
	51	Jacob Rogers.....	2007
5.	49	Andrew Gantz.....	2015
6.	47	Tony Miliano.....	2011
7.	44	Jonathan Ruffin.....	2002
8.	39	Kevin Lovell.....	2004
9.	38	Jacob Rogers.....	2010
10.	36	Jonathan Ruffin.....	2001

Extra Points Attempted

1.	68	Jacob Rogers.....	2009
2.	54	Andrew Gantz.....	2014
	54	Jacob Rogers.....	2007
4.	53	Tony Miliano.....	2012
5.	50	Andrew Gantz.....	2015
	50	Tony Miliano.....	2011
7.	46	Jonathan Ruffin.....	2002
8.	40	Jacob Rogers.....	2010
	40	Kevin Lovell.....	2004
10.	39	Ralph Pisanelli.....	1952



2018 CINCINNATI FOOTBALL

RECORDS

Extra Point Percentage (min. 20 att.)

1.	1.000	Mike Morton [21-of-21].....	1983
	1.000	Robert Barone [22-of-22].....	1985
	1.000	Steve Schultz [24-of-24].....	1976
	1.000	Phil Insalaco [26-of-26].....	1987
	1.000	Eric Richards [26-of-26].....	1996
	1.000	Jonathan Ruffin [36-of-36].....	2001
	1.000	Kevin Lovell [28-of-28].....	2006
8.	.980	Andrew Gantz [49-of-50].....	2015
	.975	Kevin Lovell [39-of-40].....	2004
10.	.964	Eric Richards [27-of-28].....	1995

Field Goals Made

1.	26	Jonathan Ruffin.....	2000
2.	21	Andrew Gantz.....	2015
3.	19	Jonathan Ruffin.....	2002
4.	18	Kevin Lovell.....	2006
5.	17	Tony Miliano.....	2012
	17	Tony Miliano.....	2011
	17	Tom Dallen.....	1993
8.	16	Andrew Gantz.....	2014
	16	Jacob Rogers.....	2008
	16	Eric Richards.....	1995

Field Goals Attempted

1.	29	Jonathan Ruffin.....	2000
2.	28	Steve Schultz.....	1976
3.	27	Andrew Gantz.....	2015
	25	Tony Miliano.....	2011
	25	Jim O'Brien.....	1968
6.	24	Eric Richards.....	1995
7.	23	Jake Rogers.....	2008
	23	Kevin Lovell.....	2006
9.	22	Tony Miliano.....	2012
	22	Jonathan Ruffin.....	2002
	22	Tom Dallen.....	1993
	22	Dan Shepherd.....	1975

Field Goal Percentage

1.	.909	Chris Manfredini [10-of-11].....	2003
2.	.897	Jonathan Ruffin [26-of-29].....	2000
3.	.864	Jonathan Ruffin [19-of-22].....	2002
4.	.800	Andrew Gantz [16-of-20].....	2014
5.	.786	Jacob Rogers [11-of-14].....	2010
	.786	Steve Schultz [11-of-14].....	1978

Consecutive Games with a Field Goal

1.	11	Jonathan Ruffin.....	2000
2.	10	David Rowe.....	1991
3.	8	Andrew Gantz.....	2015
	8	Jonathan Ruffin.....	2002
5.	7	Jonathan Ruffin.....	2001
	7	Jim Fogler.....	1982
	7	Eric Richards.....	1996

Points Scored By Kicking

1.	112	Andrew Gantz.....	2015
	104	Jonathan Ruffin.....	2000
2.	102	Tony Miliano.....	2012
	102	Jacob Rogers.....	2009
	101	Jonathan Ruffin.....	2002
5.	100	Andrew Gantz.....	2014
6.	98	Tony Miliano.....	2011
7.	84	Jake Rogers.....	2007
	84	Tom Dallen.....	1993
9.	82	Jake Rogers.....	2008
	82	Kevin Lovell.....	2006

CAREER RECORDS

Total Points

1.	339	Jacob Rogers.....	2007-10
2.	315	Jonathan Ruffin.....	1999-2002
3.	248	DeMarco McCleskey.....	1998, 2000-02
4.	247	Jim O'Brien.....	1967-69
5.	226	Andrew Gantz.....	2014-17
6.	203	Steve Schultz.....	1976-79
7.	202	Eric Richards.....	1994-97
8.	200	Tony Miliano.....	2011-14
9.	198	Isaiah Pead.....	2008-11
	198	David Small.....	1991-93

Touchdowns

1.	41	DeMarco McCleskey.....	1998, 2000-02
2.	33	David Small.....	1991-93
3.	27	Reggie Harrison.....	1971-73
4.	33	Isaiah Pead.....	2008-11
5.	31	Mardy Gilyard.....	2005-09
6.	26	Chris Moore.....	2012-15
	26	Reggie Taylor.....	1983-86
	26	Bob Heuck.....	1910-12
9.	22	Dominick Goodman.....	2005-08
10.	21	Five Tied	

Extra Points Made

1.	186	Jacob Rogers.....	2007-10
	129	Jonathan Ruffin.....	1999-2002
3.	109	Andrew Gantz.....	2014-17
4.	98	Tony Miliano.....	2011-14
	98	Steve Schultz.....	1976-79
6.	85	Kevin Lovell.....	2004-06
7.	79	Eric Richards.....	1994-97
8.	76	Phil Insalaco.....	1986-88
9.	61	Jim O'Brien.....	1967-69
10.	51	Tom Dallen.....	1993-94

Extra Points Attempted

1.	195	Jacob Rogers.....	2007-10
2.	134	Jonathan Ruffin.....	1999-2002
3.	113	Andrew Gantz.....	2014-17
4.	103	Tony Miliano.....	2011-14
	103	Steve Schultz.....	1976-79
6.	86	Kevin Lovell.....	2004-06
7.	81	Eric Richards.....	1994-97
8.	79	Phil Insalaco.....	1986-88
9.	68	Jim O'Brien.....	1967-69
10.	66	Ralph Pisanelli.....	1952-53

Extra Point Percentage (Min. 30 Att.)

1.	.988	Kevin Lovell [85-of-86].....	2004-06
2.	.978	Eric Richards [89-of-91].....	1994-97
3.	.974	Mike Morton [37-of-38].....	1983-84
4.	.964	Andrew Gantz [109-of-113].....	2014-17

Consecutive Extra Points Made

1.	82	Kevin Lovell.....	2004-06
2.	78	Andrew Gantz.....	2014-15
	65	Jonathan Ruffin.....	2000-2002
4.	64	Jacob Rogers.....	2008-09
5.	63	Eric Richards.....	1994-97
6.	38	Phil Insalaco.....	1986-88
7.	37	Jacob Rogers.....	2007
8.	36	Mike Morton.....	1983-84
9.	35	Tony Miliano.....	2012
	35	Jacob Rogers.....	2009

Field Goals Made

1.	62	Jonathan Ruffin.....	1999-2002
2.	51	Jacob Rogers.....	2007-10
3.	41	Eric Richards.....	1994-97
4.	39	Andrew Gantz.....	2014-17
5.	35	Steve Schultz.....	1976-79
6.	34	Tony Miliano.....	2011-14
7.	33	Kevin Lovell.....	2004-06
8.	28	Phil Insalaco.....	1986-88
9.	25	Dan Shepherd.....	1973-75
10.	23	Tom Dallen.....	1993-94

Field Goals Attempted

1.	79	Jonathan Ruffin.....	1999-2002
2.	75	Jacob Rogers.....	2007-10
3.	68	Steve Schultz.....	1976-79
4.	62	Eric Richards.....	1994-97
5.	49	Andrew Gantz.....	2014-17
6.	47	Tony Miliano.....	2011-14
	47	Kevin Lovell.....	2004-06
8.	44	Jim O'Brien.....	1967-69
9.	41	Phil Insalaco.....	1986-88
	41	Sal Casola.....	1972-73

Field Goal Percentage

1.	.785	Jonathan Ruffin [62-of-79].....	1999-2002
2.	.780	Andrew Gantz [39-of-50].....	2014-17
3.	.731	David Rowe [19-of-26].....	1990-91
4.	.723	Tony Miliano [34-of-47].....	2011-14
5.	.714	Dan Shepherd [25-of-35].....	1973-75
6.	.702	Kevin Lovell [33-of-47].....	2004-06
7.	.683	Phil Insalaco [28-of-41].....	1986-88
8.	.680	Jacob Rogers [51-of-75].....	2007-10
9.	.677	Jim Fogler [21-of-31].....	1981-83
10.	.676	Tom Dallen [23-of-34].....	1993-94

Consecutive Field Goals Made

1.	13	Jake Rogers.....	2007-08
	13	Jonathan Ruffin.....	2002
3.	12	Andrew Gantz.....	2012
	12	Jonathan Ruffin.....	2000
5.	11	Kevin Lovell.....	2006
6.	8	Jonathan Ruffin.....	2001
	8	Eric Richards.....	1997
8.	7	Jonathan Ruffin.....	2000
	7	Phil Insalaco.....	1987
	7	Kevin Lovell.....	2005-06

Points Scored By Kicking

1.	339	Jacob Rogers.....	2007-10
2.	315	Jonathan Ruffin.....	1999-2002
3.	224	Andrew Gantz.....	2014-17
4.	203	Steve Schultz.....	1976-79
5.	202	Eric Richards.....	1994-97
6.	200	Tony Miliano.....	2011-14
7.	184	Kevin Lovell.....	2004-06
8.	160	Phil Insalaco.....	1986-88
9.	121	Jim O'Brien.....	1967-69
10.	120	Tom Dallen.....	1993-94

Consecutive Games Scored In

1.	47	Jonathan Ruffin.....	1999-2002
2.	37	Jacob Rogers.....	2007-10
3.	28	Andrew Gantz.....	2014-15
4.	26	Tony Miliano.....	2011-pres.
5.	24	Jim O'Brien.....	1968-69

Longest Field Goals Made

1.	58	Jon Bacon vs. Miami (OH).....	1994
2.	55	Jake Rogers vs. Oregon State.....	2007
3.	54	Jake Rogers at Connecticut.....	2008
	54	Dan Shepherd vs. Tulsa.....	1975
5.	53	Jake Rogers at Hawai'i.....	2008
	53	Sal Casola vs. Memphis.....	1973
7.	51	Andrew Gantz vs. Miami (Fla.).....	2015
	51	Steve Schultz vs. Miami (OH).....	1976
8.	50	Andrew Gantz at East Carolina.....	2015
	50	Jake Rogers vs. Rutgers.....	2008
	50	Eric Richards vs. Southern Miss.....	1997
	50	Phil Insalaco vs. Miami (OH).....	1988

PUNTING**GAME RECORDS****Punts**

1.	13	Phil Peckich at Pittsburgh.....	1981
2.	12	four times, last by Steve Smith at Louisville.....	1996

Punting Yards

1.	510	Steve Smith at Louisville.....	1996
2.	502	Mike Connell vs. Arizona State.....	1976
3.	460	Clem Fennell at North Texas State.....	1970
4.	456	Doug Johnson at Boston College.....	1997
5.	452	Steve Smith at Virginia Tech.....	1995

Punting Average

1.	59.7	Pat O'Donnell vs. NC State [3 punts].....	2011
	59.7	Kevin Huber vs. Marshall [3 punts].....	2007
3.	57.5	John Lloyd vs. USF [2 punts].....	2013
	55.0	John Lloyd vs. Temple [2 punts].....	2012
5.	54.0	Adam Wulfeck vs. Miami (OH) [2 punts].....	1999

Longest Punts

1.	78	Mike Connell vs. Louisiana-Lafayette.....	1976
2.	76	Pat O'Donnell vs. NC State.....	2011
	75	Clem Fennell at Louisville.....	1971
4.	72	Doug Johnson vs. Memphis.....	1997
5.	69	Adam Wulfeck at Army.....	2001
6.	68	Jeff Blaylock at Tulsa.....	1993
7.	67	Shaun Burdick vs. Virginia Tech.....	1985
8.	67	Dave Ritchie at Houston.....	1959
9.	66	Brig Owens vs. Tulsa.....	1964
10.	65	James Smith at ECU.....	2017
	65	Pat O'Donnell vs. USF.....	2012
	65	Chet Ervin vs. Louisville.....	2005
	65	Adam Wulfeck vs. Syracuse.....	2000

SEASON RECORDS**Punts**

1.	80	Phil Peckich.....	1981
2.	77	Jeff West.....	1974
3.	73	Jeff Jones.....	1990
4.	72	Mike Connell.....	1976
5.	71	Clem Fennell.....	1972
6.	70	Benny Rhoads.....	1969
	70	Clem Fennell.....	1970
	70	Brian Steel.....	2006
9.	69	Jeff Jones.....	1989
10.	68	Steve Smith.....	1996
	68	Shaun Burdick.....	1983

Punting Yards

1.	3,192	Jeff West.....	1974
2.	3,155	Phil Peckich.....	1981
3.	3,095	Mike Connell.....	1976
4.	2,821	Jeff Jones.....	1990
5.	2,800	Adam Wulfeck.....	2001

6.	2,795	Steve Smith.....	1996
7.	2,767	Clem Fennell.....	1972
8.	2,760	Pat O'Donnell.....	2011
9.	2,715	Brian Steel.....	2006
10.	2,703	Benny Rhoads.....	1969

Punting Average (Min. 25 Punts)

1.	46.90	Kevin Huber.....	2007
2.	46.30	Sam Geraci.....	2015
	45.00	Kevin Huber.....	2008
4.	43.80	Pat O'Donnell.....	2011
5.	43.75	Adam Wulfeck.....	2001
6.	42.99	Mike Connell.....	1976
7.	42.85	Mike Connell.....	1977
8.	42.70	John Lloyd.....	2013
	42.53	Jeff West.....	1973
10.	42.47	Benny Rhoads.....	1968

CAREER RECORDS**Punts**

1.	241	Chet Ervin.....	2002-05
2.	236	Jeff Blaylock.....	1991-94
3.	235	Shaun Burdick.....	1983-86
4.	216	Jeff Jones.....	1987-90
5.	214	Adam Wulfeck.....	1998-2001
6.	205	Phil Peckich.....	1978-82
7.	204	Clem Fennell.....	1970-72
8.	194	Mike Connell.....	1974-77
9.	174	Pat O'Donnell.....	2010-12
10.	143	Tom O'Malley.....	1947-49

Punting Yards

1.	9,446	Chet Ervin.....	2002-05
2.	9,244	Shaun Burdick.....	1983-86
3.	9,008	Adam Wulfeck.....	1998-2001
4.	8,711	Jeff Blaylock.....	1991-94
5.	8,247	Mike Connell.....	1974-77
6.	8,180	Jeff Jones.....	1987-90
7.	8,005	Phil Peckich.....	1978-82
8.	7,824	Clem Fennell.....	1970-72
9.	7,405	Pat O'Donnell.....	2010-12
10.	6,684	Sam Geraci.....	2014-16

Punting Average (Min. 50 Punts)

1.	45.47	Kevin Huber.....	2005-08
2.	42.60	Pat O'Donnell.....	2010-12
3.	42.51	Mike Connell.....	1974-77
4.	42.05	Adam Wulfeck.....	1998-2001
5.	42.00	James Smith	2017-
6.	41.90	Jeff West.....	1973-74
7.	41.50	Sam Geraci.....	2014-16
8.	41.09	Doug Johnson.....	1996-97
9.	40.12	Benny Rhoads.....	1967-69
10.	39.52	Steve Smith.....	1995-96

RETURNS**GAME RECORDS****Kickoff Returns**

1.	8	Mardy Gilyard at Pittsburgh.....	2009
	8	LaDaris Vann vs. East Carolina.....	1999
2.	7	Three Tied.....	

Kickoff Return Yards

1.	256	Mardy Gilyard at Pittsburgh.....	2009
2.	246	Mardy Gilyard at Oklahoma.....	2008
3.	218	Roger Stephens vs. Dayton.....	1947
4.	207	Mardy Gilyard vs. Florida.....	2010
5.	192	Keith Jenkins vs. Houston.....	1975

Kickoff Returns For Touchdowns

1.	1	Accomplished 21 times last by Abernathy IV vs. Vanderbilt (2011)	
----	---	---	--

Longest Kickoff Return

1.	100	Darrin Williams vs. SEMO (TD).....	2009
	100	Mardy Gilyard at West Virginia (TD).....	2008
	100	Walter Heuck vs. Denison (TD).....	1910
3.	99	Mardy Gilyard at Pittsburgh (TD).....	2009
	99	Keith Jenkins vs. Houston (TD).....	1975

Punt Returns

1.	7	Mike Daniels vs. Western Carolina.....	2005
	7	Tinker Keck vs. Kansas.....	1997
	7	Charley Bland vs. Villanova.....	1973

Punt Return Yards

1.	161	Gene Gibson vs. Ohio.....	1949
2.	122	Tinker Keck vs. Louisville.....	1997
3.	103	Gene Gibson vs. Western Michigan.....	1949
4.	98	Errol Prisyb vs. North Texas State.....	1963
5.	97	Tinker Keck vs. Miami (OH).....	1997

Punt Return Touchdowns

1.	2	Tinker Keck vs. Louisville.....	1997
	2	Gene Gibson vs. Ohio.....	1949
2.	1	Accomplished 25 times.....	

Longest Punt Return

1.	98	Errol Prisyb vs. North Texas State (TD).....	1963
2.	85	Dom Del Bene vs. Hardin-Simmons (TD).....	1951
3.	84	Joe Morrison vs. Marquette (TD).....	1956
4.	78	Tinker Keck vs. Louisville (TD).....	1997
	78	Tony Jackson vs. Dayton (TD).....	1967

SEASON RECORDS**Kickoff Returns**

1.	42	Mardy Gilyard.....	2009
2.	39	Ralph David Abernathy IV.....	2011
3.	36	Mardy Gilyard.....	2008
4.	33	Donald McKnight.....	1998
5.	32	Ralph David Abernathy IV.....	2012
6.	31	Dwayne Hunter.....	1987
7.	29	Bobby Brown.....	1989
	29	Russell Cooper.....	1980
9.	24	Antonio Chatman.....	2000
	24	Ralph Williams.....	1979

Kickoff Return Yards

1.	1,281	Mardy Gilyard.....	2009
2.	1,034	Ralph David Abernathy IV.....	2011
3.	994	Mardy Gilyard.....	2008
4.	801	Ralph David Abernathy IV.....	2012
5.	652	Russell Cooper.....	1980
6.	647	Donald McKnight.....	1998
7.	611	Dwayne Hunter.....	1987
8.	603	Bobby Brown.....	1989
9.	541	Dominick Goodman.....	2006
10.	515	Robert Tate.....	1995

Kickoff Return Average (Min. 1.5 KOR/G)

1.	34.33	Robert Tate.....	1995
2.	31.50	Chris Hewitt.....	1993
3.	30.50	Mardy Gilyard.....	2009
4.	29.13	Keith Jenkins.....	1975
5.	27.73	Tom Marvaso.....	1974



RECORDS

Kickoff Returns For Touchdowns

1.	2	Mardy Gilyard.....	2008
----	---	--------------------	------

Punt Returns

1.	38	Tinker Keck.....	1997
	38	Charley Bland.....	1973
3.	37	Tom Marvaso.....	1975
4.	36	Tye Keith.....	2002
5.	35	LaDaris Vann.....	2001
6.	34	Tom Marvaso.....	1974
7.	31	Keith Jenkins.....	1976
8.	30	Bill Davis.....	1988
9.	29	Lamont Patterson.....	1982

Punt Return Yards

1.	577	Tinker Keck.....	1997
2.	438	Gene Gibson.....	1949
3.	342	Tom Marvaso.....	1974
4.	322	Gene Gibson.....	1950
5.	302	Charley Bland.....	1973
6.	289	LaDaris Vann.....	2001
7.	280	Tye Keith.....	2002
8.	274	Keith Jenkins.....	1976
9.	252	Robert Tate.....	1996
10.	240	Robert Tate.....	1995

Punt Return Average (Min. 10 Returns)

1.	20.86	Gene Gibson.....	1949
2.	20.12	Gene Gibson.....	1950
3.	19.82	Jack Delaney.....	1951
4.	17.36	Billy Hunter.....	1972
5.	16.23	Dom Del Bene.....	1951

Punt Return Touchdowns

1.	4	Tinker Keck.....	1997
2.	3	Gene Gibson.....	1949
3.	2	Tom Marvaso.....	1974
	2	Joe Morrison.....	1956
	2	Gene Gibson.....	1949
6.	1	Accomplished 17 times	

CAREER RECORDS

Kickoff Returns

1.	93	Mardy Gilyard.....	2005-09
2.	87	Ralph David Abernathy IV.....	2011-14
3.	62	Brian Jenkins.....	1990-93
4.	55	Dominick Goodman.....	2005-07
5.	50	Lloyd Pate.....	1966-68

Kickoff Returns Yards

1.	2,657	Mardy Gilyard.....	2005-09
2.	2,186	Ralph David Abernathy IV.....	2011-14
3.	1,506	Brian Jenkins.....	1990-93
4.	1,199	Dominick Goodman.....	2005-07
5.	1,083	Robert Tate.....	1993-96

Kickoff Returns Average (Min. 25 KOR)

1.	28.60	Mardy Gilyard.....	2005-09
2.	28.54	Chris Hewitt.....	1993-95
3.	26.41	Robert Tate.....	1993-95
4.	25.10	Ralph David Abernathy IV.....	2011-14
5.	24.73	Mel Riggins.....	1970-71

Kickoff Returns For Touchdowns

1.	4	Mardy Gilyard.....	2005-09
2.	2	Mel Riggins.....	1970-71
3.	1	Accomplished 17 times	

Punt Returns

1.	73	Robert Tate.....	1993-96
	73	Tom Marvaso.....	1974-75
3.	68	Tinker Keck.....	1997-99
4.	60	Lamont Patterson.....	1979-82
5.	55	Billy Hunter.....	1970-72

Punt Return Yards

1.	804	Tinker Keck.....	1997-99
2.	760	Gene Gibson.....	1949-50
3.	637	Robert Tate.....	1993-96
4.	575	Tom Marvaso.....	1974-75
5.	473	Billy Hunter.....	1970-72

Punt Return Average

1.	20.54	Gene Gibson.....	1949-50
2.	14.33	Jack Delaney.....	1950-52
3.	11.82	Tinker Keck.....	1997-99
4.	11.80	Mardy Gilyard.....	2005-09
5.	10.57	Brian Jenkins.....	1990-92

Punt Return Touchdowns

1.	5	Gene Gibson.....	1949-50
2.	4	Tinker Keck.....	1997-99
3.	3	Joe Morrison.....	1956-58
4.	2	Tom Marvaso.....	1974-75
5.	1	Accomplished 16 times last by Gilyard (2009)	

INTERCEPTIONS

GAME RECORDS

Interceptions

1.	4	Bob Hynes vs. Ohio Northern.....	1923
2.	3	accomplished six times, last by D. Smith (2007)	

Interception Return Yards

1.	123	Shawn Ferguson vs. Memphis.....	1998
2.	96	Jocelyn Borgella vs. Rutgers.....	1992
	96	Bob Del Rosa vs. Oklahoma State.....	1958
4.	88	Joe Morrison vs. Dayton.....	1956
5.	87	Joe Morrison vs. Wichita State.....	1956

Interception Returns for Touchdowns

1.	2	Shawn Ferguson vs. Memphis.....	1998
2.	1	accomplished 57 times, last by Temple (2012)	

SEASON RECORDS

Interceptions

1.	8	DeAngelo Smith.....	2007
2.	6	Mike Mickens.....	2007
	6	Daven Holly.....	2003
	6	Blue Adams.....	2002
	6	Sam Garnes.....	1995
	6	Ed Bolis.....	1970
	6	Bill Madeya.....	1965
	6	Don Polagyi.....	1952
9.	5	four times, last by Jocelyn Borgella.....	1992

Interception Return Yards

1.	175	Joe Morrison.....	1956
2.	171	Jocelyn Borgella.....	1992
3.	159	John Mooth.....	1951
4.	158	Mike Mickens.....	2008
5.	136	Mike Mickens.....	2007
6.	135	Aaron Webster.....	2009
7.	123	Shawn Ferguson.....	1998
8.	119	Rodney Harris.....	1990
9.	116	Bob Del Rosa.....	1958
10.	112	Chris Hewitt.....	1995

Interception Returns for Touchdowns

1.	2	Mike Mickens.....	2007
	2	Blue Adams.....	2002
	2	Shawn Ferguson.....	1998
	2	Joe Morrison.....	1956

CAREER RECORDS

Interceptions

1.	14	Mike Mickens.....	2005-08
2.	12	DeAngelo Smith.....	2005-08
	12	Blue Adams.....	1998-2002
	12	Jocelyn Borgella.....	1990-93
5.	11	Ed Bolis.....	1970-72

Interception Return Yards

1.	296	Mike Mickens.....	2005-08
2.	263	Jocelyn Borgella.....	1990-93
	263	Joe Morrison.....	1956-58
4.	254	Gene Gibson.....	1949-50
5.	222	Aaron Webster.....	2006-09
6.	179	DeAngelo Smith.....	2005-08
7.	177	Blue Adams.....	1998-2002
8.	173	Keith Jenkins.....	1975-76
9.	171	Shawn Ferguson.....	1995-98
10.	164	Chris Hewitt.....	1993-96

Interception Returns for Touchdowns

1.	3	Mike Mickens.....	2005-08
	3	Shawn Ferguson.....	1995-98
2.	2	four times, last by DeAngelo Smith.....	2005-2007

Longest Interception Returns

1.	96	Bob Del Rosa vs. Oklahoma State (TD).....	1958
2.	88	Joe Morrison vs. Dayton (TD).....	1956
3.	87	Joe Morrison vs. Wichita State (TD).....	1956
4.	84	DeAngelo Smith vs. Rutgers (TD).....	2006
5.	83	Shawn Ferguson vs. Memphis (TD).....	1998
	83	Art Sheffield vs. Indiana State (TD).....	1988
7.	80	Gene Gibson vs. Mississippi State (TD).....	1949
8.	79	Mike Mickens vs. South Florida (TD).....	2007
9.	78	Barry Maroney vs. Dayton (TD).....	1956
10.	77	Greg Butler vs. Villanova (TD).....	1972

DEFENSIVE

GAME RECORDS

Total Tackles

1.	31	Karl Woods at South Carolina.....	1980
2.	24	Vaughn Booker vs. East Carolina.....	1987
3.	23	Brad Jackson vs. Boston College.....	1997
	23	Jerome Brinson vs. Oklahoma State.....	1987
5.	22	Sam Garnes vs. Vanderbilt.....	1994
	22	Jason Coppess vs. Bowling Green.....	1993
	22	Alex Gordon vs. Miami (OH).....	1986
	22	Brad Nothacker vs. Penn State.....	1985
9.	21	Jack Brusciaelli vs. West Virginia.....	1989
	21	Mike Kelly vs. Rutgers.....	1987

Solo Tackles (Since 2001)

1.	12	Zach Edwards vs. East Carolina.....	2014
	12	Mike Mickens at Akron.....	2008
	12	Jamar Enzor at Memphis.....	2003
	12	Ivan Fields vs. Tulane.....	2001
5.	11	Walter Stewart vs. Syracuse.....	2010
6.	11	Haruki Nakamura at USF.....	2007
7.	11	Ryan Manalac at USF.....	2007
8.	11	Jamar Enzor vs. Rhode Island.....	2003
9.	11	Ivan Fields vs. West Virginia.....	2002
10.	11	Lewis Carter vs. Purdue.....	2001

Assisted Tackles (Since 2001)

1.	12	Andre Revels at Miami [OH]	2009
	12	Corey Smith vs. Louisville	2007
	12	Jamar Enzor at UAB	2003
4.	11	Kevin Brown vs. Memphis	2014
	11	Zach Edwards vs. Memphis	2014
	11	Jeff Luc vs. Miami [Ohio]	2014
7.	10	Eric Wilson vs. UT Martin	2016
	10	Jeff Luc vs. Memphis	2014
	10	Nick Temple vs. Memphis	2014
	10	Greg Blair at Louisville	2012
	10	JK Schaffer at NC State	2010
	10	JK Schaffer vs. Illinois	2009

Tackles For A Loss (Since 2001)

1.	5.5	Brandon Mills vs. Rutgers	2010
2.	5	Antwan Peek at Southern Miss.	2002
	5	Antwan Peek vs. Louisiana-Monroe	2001
	5	Derek Wolfe vs. Connecticut	2011
5.	4.5	Trevor Anderson at Connecticut	2006

Sacks (Since 2001)

1.	4	Alex Daniels at Miami [OH]	2009
	4	Antwan Peek vs. Louisiana-Monroe	2001
3.	3	Brandon Mills vs. Rutgers	2010
	3	Connor Barwin vs. Pittsburgh	2008
	3	Anthony Hoke vs. Connecticut	2007
	3	Anthony Hoke at Syracuse	2007
	3	Lamonte Nelms at Syracuse	2007
	3	Trent Cole at East Carolina	2004

Forced Fumbles (Since 2001)

1.	3	Antwan Peek vs. Louisiana-Monroe	2001
2.	2	Ryan Manalac vs. SE Missouri State	2007
	2	Haruki Nakamura at Pittsburgh	2007
	2	Aaron Webster at Pittsburgh	2009
	2	Antwan Peek at Temple	2002
	2	Fran Callicott vs. North Texas	2002
	2	Willis Edwards vs. East Carolina	2001

Fumble Recoveries (Since 2001)

1.	2	Jeff Luc vs. USF	2014
	2	Wesley Richardson at NC State	2010
	2	Kevin McCullough vs. Connecticut	2005

SEASON RECORDS

Total Tackles

1.	186	Mike Brookins	1979
2.	168	Brad Jackson	1997
3.	161	Karl Woods	1980
4.	158	Jerome Brinson	1983
5.	155	Karl Woods	1978
6.	147	Dwayne Berry	1978
7.	145	Muhammed El-Mubarak	1995
8.	143	Linwood Marshall	1983
9.	140	Howie Kurnick	1978
10.	138	Greg Blair	2012
	138	Phillip Curry	1997
	138	Antonio Gibson	1982

Solo Tackles

1.	101	Howie Kurnick	1978
2.	94	Linwood Marshall	1983
3.	93	Brad Jackson	1997
	93	Mike Brookins	1979
5.	90	Muhammed El-Mubarak	1995
	90	Jerome Brinson	1983
7.	88	Sam Carnes	1994
8.	83	Phillip Curry	1997

9.	82	DeJuan Gossett	1999
10.	80	Jack Brusciannelli	1988

Assisted Tackles

1.	99	Karl Woods	1980
2.	93	Mike Brookins	1979
3.	83	Karl Woods	1978
4.	82	Alex Gordon	1985
5.	78	Dwayne Berry	1978
6.	75	Brad Jackson	1997
	75	Richard Rhodes	1985
8.	74	Antonio Gibson	1982
9.	73	Alex Gordon	1986
10.	70	Greg Blair	2012

Tackles for Loss

1.	28.0	Mike Gates	1980
2.	22.0	Trent Cole	2004
	22.0	Antwan Peek	2001
4.	21.5	Derek Wolfe	2011
	21.0	Antwan Peek	2002
	21.0	Phil Poirier	1989
6.	20.0	Nate Dingle	1992
7.	18.0	Tyjuan Hagler	2002
	18.0	Andrew Stewart	1988
9.	17.0	Phillip Curry	1995
	17.0	Terrill Byrd	2007

Quarterback Sacks

1.	13.0	Anthony Hoke	2007
2.	12.5	Antwan Peek	2001
3.	11.0	Connor Barwin	2008
4.	9.0	Terrell Hartsfield	2014
	9.0	Andrew Stewart	1987
6.	9.5	Derek Wolfe	2011
7.	8.5	Trent Cole	2004
	8.5	Antwan Peek	2000
9.	8.0	George Jamison	1982
	8.0	Errol Cleveland	1982
	8.0	Dwayne Berry	1978
	8.0	Terrill Byrd	2007

Forced Fumbles

1.	7	Antwan Peek	2002
2.	6	Jeff Luc	2014
3.	5	Antwan Peek	2001
4.	4	Walter Stewart	2011
	4	Willis Edwards	2001
	4	Troy Evans	2000

Fumble Recoveries

1.	6	John Vitro	1975
2.	5	Antwan Peek	2002
	5	Ronnie Shannon	1990
	5	Howie Kurnick	1978
	5	Howie Kurnick	1976
	5	Joe Bardaro	1968

CAREER RECORDS

Total Tackles

1.	502	Karl Woods	1977-80
2.	487	Phillip Curry	1994-97
3.	392	Brad Jackson	1994-97
4.	381	Zach Edwards	2013-16
5.	356	Mike Brookins	1979-81
6.	352	Alex Gordon	1983-86
7.	351	Hassan Champion	1995-98
	351	Joe Olding	1979-82
9.	338	Doug Monaghan	2001-04

10.	337	JK Schaffer	2008-11
	327	DeJuan Gossett	1997-2000

Solo Tackles

1.	268	Phillip Curry	1994-97
2.	229	Zach Edwards	2013-16
3.	222	DeJuan Gossett	1997-2000
4.	216	Brad Jackson	1994-97
5.	211	Karl Woods	1977-80
6.	208	Ivan Fields	1999-2002
7.	206	Sam Carnes	1993-96
8.	200	Doug Monaghan	2001-04
9.	190	Mike Brookins	1979-81
10.	184	Hassan Champion	1995-98

Assisted Tackles

1.	291	Karl Woods	1979-81
2.	219	Phillip Curry	1994-97
3.	192	Alex Gordon	1983-86
4.	176	Brad Jackson	1994-97
5.	175	Joe Olding	1979-82
6.	168	Howie Kurnick	1975-78
7.	167	Hassan Champion	1995-98
8.	166	Mike Brookins	1979-81
9.	155	JK Schaffer	2008-11
10.	152	Zach Edwards	2014-16

Tackles for Loss

1.	56.0	Antwan Peek	1998-2002
2.	48.0	Trent Cole	2002-04
3.	46.0	Nate Dingle	1990-93
4.	45.0	Phillip Curry	1994-97
5.	44.5	Andre Frazier	2001-04
6.	42.0	Terrill Byrd	2005-08
7.	38.0	Alex Gordon	1983-86
8.	37.0	Derek Wolfe	2008-11
	37.0	George Jamison	1980-83
9.	36.0	Andrew Stewart	1986-88
10.	34.5	Tyjuan Hagler	2002-04

Quarterback Sacks

1.	27.0	Antwan Peek	1998-2002
2.	22.5	Andre Frazier	2001-04
3.	22.0	Anthony Hoke	2004-07
4.	19.5	Derek Wolfe	2008-11
5.	18.5	Trent Cole	2002-04
6.	18.0	Nate Dingle	1990-93
	18.0	George Jamison	1980-83
8.	16.5	Terrill Byrd	2005-08
9.	16.0	Andrew Stewart	1986-88
10.	15.0	Brandon Mills	2009-11
	15.0	Derrick Ransom	1994-97

Fumble Recoveries

1.	12	John Vitro	1973-75
2.	10	Antwan Peek	1998-2002
	10	Howie Kurnick	1975-77
4.	9	Ronnie Shannon	1988-91
	9	David Mann	1975-77
6.	7	Eric Wilson	2014-16
	7	Marion Ford	1972-73
	7	Charlie Stovall	1971-72



2018 CINCINNATI FOOTBALL

SINGLE-GAME TEAM RECORDS (OFFENSE)

Most Points		Most Interceptions Thrown		Most Penalties		Fewest Passes Completed	
1.	124 vs. Transylvania.....1912	1.	6 vs. Xavier.....1972	1.	18 vs. Kansas State.....1951	1.	0 vs. Dayton.....1970
2.	115 vs. Kentucky Wesleyan.....1921	2.	5 vs. North Texas State.....2002	2.	15 vs. Xavier.....1958	2.	1 vs. Wichita State.....1965
3.	72 vs. Austin Peay.....2011	5.	5 vs. Toledo.....1995	3.	14 at Hawai'i.....2002	1.	1 vs. South Dakota.....1965
4.	70 vs. Southeast Missouri State.....2009	5.	5 vs. Houston.....1968	14.	vs. Louisville.....1968	1.	1 vs. Wichita State.....1962
5.	69 vs. Rutgers.....2010	5.	5 vs. North Texas State.....1967			1.	1 vs. Tulsa.....1959
6.	69 vs. Case-Western Reserve.....1923	5.	5 vs. Xavier.....1955	Most Penalty Yards		Fewest Passing Yards	
7.	67 vs. Virginia Military Institute.....1953	5.	5 vs. Xavier.....1951	1.	176 vs. Louisville.....1968	1.	0 vs. Dayton.....1970
	67 vs. Baltimore.....1935			2.	170 vs. Kentucky.....1945	2.	6 vs. Wichita State.....1965
9.	66 vs. Northwestern State.....2013	Most Touchdown Passes		3.	161 vs. Dayton.....1957	3.	8 vs. South Dakota.....1965
	66 vs. Case-Western Reserve.....1953	1.	6 vs. UCF.....2015	4.	142 vs. Toledo.....1953	4.	11 vs. Wichita State.....1962
10.	63 vs. Louisiana-Monroe.....1977	6.	6 vs. Toledo.....2014	5.	140 vs. Kansas State.....1951	5.	14 vs. Ohio.....1970
		6.	at Rutgers.....2013	Most Punts		Fewest Yards Total Offense	
Most Touchdowns		6.	vs. Illinois.....2009	1.	13 vs. Pittsburgh.....1981	1.	46 vs. North Texas State.....1959
1.	14 vs. Transylvania.....1912	5.	5 vs. UConn.....2013	13.	vs. Mississippi State.....1948	2.	48 vs. Central Michigan.....1989
2.	10 Four Times	5.	5 vs. Northwestern State.....2013	3.	12 vs. Louisville.....1996	3.	69 vs. Iowa.....1990
Most Rushing Attempts		5.	5 at Louisville.....2010	12.	vs. Virginia Tech.....1995	4.	97 vs. Houston.....1957
1.	83 vs. Louisiana-Monroe.....1977	5.	5 at Rutgers.....2009	5.	11 vs. Boston College.....1997	5.	100 vs. Tulsa.....1958
2.	82 vs. Miami (OH).....1996	5.	5 vs. Southern Miss.....2004	11.	vs. Central Michigan.....1990	Fewest First Downs	
3.	77 vs. Miami (OH).....1951	Most Offensive Plays		11.	vs. North Texas State.....1970	1.	3 vs. West Virginia.....1989
4.	74 vs. North Texas State.....1970	1.	100 at Memphis.....2015	11.	vs. Tulsa.....1958	2.	5 vs. Pacific.....1949
5.	73 vs. Miami (OH).....1970	2.	99 vs. Miami (OH).....1996	11.	vs. Mississippi State.....1949	3.	6 vs. Tulsa.....1958
Most Rushing Yards		3.	96 vs. Southern Miss.....1999	Most Punting Yards		6.	vs. Xavier.....1956
1.	464 vs. Case-Western Reserve.....1953	4.	95 vs. East Carolina.....1998	1.	510 vs. Louisville.....1996	6.	vs. Navy.....1956
	464 vs. Virginia Military Institute.....1953	5.	94 at Miami (Ohio).....2015	2.	502 vs. Arizona State.....1976	Fewest Penalties	
3.	422 vs. Kansas State.....1966	94.	vs. Tulsa.....1978	3.	475 vs. Mississippi State.....1948	1.	1 vs. Houston.....2014
4.	421 vs. Marshall.....1946	Most Yards Total Offense		4.	460 vs. North Texas State.....1968	1.	1 vs. Rutgers.....1994
5.	419 vs. Xavier.....1970	1.	711 vs. Connecticut.....2009	5.	456 vs. Boston College.....1997	1.	1 vs. Louisville.....1966
6.	405 vs. Miami (OH).....1996	2.	684 vs. Ohio.....1968	6.	452 vs. Virginia Tech.....1995	1.	1 vs. Memphis.....1966
7.	402 vs. North Texas State.....1970	3.	669 vs. Northwestern State.....2013	7.	451 vs. Central Michigan.....1990	1.	1 vs. Army.....1963
8.	389 vs. Xavier.....1946	4.	661 vs. Rutgers.....2010	8.	425 vs. West Virginia.....2003	1.	1 vs. Hawai'i.....1954
9.	387 vs. Austin Peay.....2011	5.	647 vs. Miami (OH).....1986	9.	418 vs. Rutgers.....2008	Fewest Yards Penalized	
10.	383 vs. South Dakota.....1965	6.	620 at Memphis.....2015	10.	407 vs. Iowa.....1990	1.	4 vs. Memphis.....1966
Most Rushing Touchdowns			619 at Rutgers.....2013	Most Punt Return Yards		2.	5 vs. Army.....1963
1.	14 vs. Transylvania.....1912	8.	615 vs. Southeast Missouri State.....2007	1.	177 vs. Ohio.....1949	3.	10 vs. Houston.....2014
2.	10 vs. Case-Western Reserve.....1953	9.	609 vs. Miami (OH).....2010	2.	156 vs. Western Reserve.....1951	10.	vs. Temple.....2003
	10 vs. Virginia Military Institute.....1953	10.	608 vs. Virginia Military Institute.....1953	3.	150 vs. Western Michigan.....1950	10.	vs. Rutgers.....1994
Most Passing Attempts		Most First Downs		4.	122 vs. Louisville.....1997	5.	12 vs. Wichita State.....1965
1.	64 at Memphis.....2015	1.	38 at Memphis.....2015	5.	116 vs. UTEP.....1950	6.	13 vs. South Dakota.....1965
2.	61 vs. USF.....2010	36.	vs. Ohio.....1968	Most Kickoff Return Yards		Fewest Punts	
3.	60 at Miami (Fla.).....2014	3.	34 vs. Temple.....2015	1.	295 vs. Memphis.....1971	1.	0 vs. UCF.....2015
	59 vs. Southern Miss.....1999	34.	at Miami (Ohio).....2015	2.	278 at Pittsburgh.....2009	0.	vs. Miami (OH).....2008
5.	57 vs. Ohio.....1968	5.	33 vs. Houston.....2014	3.	265 at Oklahoma.....2008	0.	vs. Memphis.....1998
Most Passes Completed		33.	vs. Southeast Missouri State.....2007	4.	226 vs. Florida.....2010	0.	vs. Miami (OH).....1954
1.	38 at Memphis.....2015	33.	vs. Memphis.....2001	219.	vs. Hardin-Simmons.....1955	3.	1 Seven Times
	36 vs. Ohio.....1968	Most Fumbles		Fewest Rushing Attempts		Fewest Rushing Yards	
2.	35 vs. Southern Miss.....1999	1.	15 vs. Louisville.....1970	1.	15 vs. Illinois.....2009	1.	-23 vs. Rutgers.....2005
4.	34 vs. USF.....2010	2.	9 vs. North Texas State.....1968	2.	16 at West Virginia.....2010	2.	-20 vs. Northwestern State.....1977
5.	32 vs. Illinois.....2009	3.	8 vs. Wichita State.....1960	16.	vs. Fresno State.....2009		
	32 vs. Army.....2001	Most Fumbles Lost		19.	at Ohio State.....2014		
Most Passing Yards		1.	7 vs. Virginia Military Institute.....1951	19.	at Connecticut.....2008		
1.	620 at Memphis.....2015	2.	6 vs. Louisville.....1970	19.	vs. Miami (OH).....1968		
2.	584 vs. Ohio.....1968	6.	vs. Hardin-Simmons.....1955	7.	18 at Houston.....2015		
3.	512 vs. USF.....2010	Most Turnovers		18.	at Pittsburgh.....2009		
4.	507 at Rutgers.....2013	1.	9 vs. Xavier.....1955				
5.	480 vs. Connecticut.....2009	9.	vs. Hardin-Simmons.....1955				
6.	436 vs. East Carolina.....2014	9.	vs. Virginia Military Institute.....1951				
	436 vs. Toledo.....2014	4.	8 vs. Houston.....1968				
	436 vs. Louisville.....1968	8.	vs. Western Michigan.....1949				
9.	431 vs. Syracuse.....2007						
10.	407 vs. Southern Miss.....1999						

Fewest Rushing Attempts

1.	17	vs. Dayton	1961
2.	18	at East Carolina.....	2015
3.	19	vs. Miami [OH]	2012
	19	vs. Xavier	1954
	19	vs. Akron	2006

Fewest Rushing Yards

1.	-46	vs. Kansas.....	1997
2.	-37	vs. Wichita State.....	1974
3.	-22	vs. NC State.....	2011
4.	-20	vs. Northwestern State.....	1977
5.	-19	vs. Louisiana-Monroe.....	1996
6.	-17	vs. Louisville.....	1968
7.	-16	vs. Louisiana-Lafayette.....	1975
8.	-15	vs. Syracuse.....	2007
9.	-14	vs. Louisville.....	1981
	-14	vs. Wichita State.....	1965

Fewest Passing Attempts

1.	1	vs. Boston College.....	1964
2.	2	vs. Louisville.....	1953
3.	3	vs. Miami [OH]	1971
	3	vs. Wichita State.....	1955
	3	vs. Miami [OH]	1957

Fewest Pass Completions

1.	0	vs. Louisville.....	1974
	0	vs. Ohio.....	1973
	0	vs. Boston College.....	1964
	0	vs. Indiana.....	1963
	0	vs. Ohio.....	1949

Fewest Passing Yards

1.	-1	vs. Xavier	1971
2.	0	vs. Louisville.....	1974
	0	vs. Ohio.....	1973
	0	vs. Boston College.....	1964
	0	vs. Indiana.....	1963
	0	vs. Ohio.....	1949

Fewest Yards Total Offense

1.	18	vs. Louisiana-Lafayette.....	1973
2.	22	vs. Ohio.....	1950
3.	32	vs. Xavier	1954
4.	53	vs. Kansas.....	1997
5.	70	vs. Louisville.....	1976

Most Points

1.	81	vs. Penn State	1991
2.	71	vs. Houston.....	1968
	71	vs. Ohio Wesleyan.....	1928
4.	70	vs. Louisville.....	2004
	70	vs. Florida State.....	1990
6.	69	vs. West Virginia.....	1989

Most Rushing Attempts

1.	86	vs. West Virginia.....	1969
2.	79	vs. Houston.....	1974
	79	vs. Miami [OH]	1972
4.	76	vs. Miami [OH]	1967
5.	74	vs. Miami [OH]	1968

Most Rushing Yards

1.	569	at Navy	2017
2.	539	vs. Northern Illinois	1989
3.	500	vs. East Carolina.....	1987
4.	484	vs. Penn State	1991
5.	483	vs. West Virginia.....	1969

Most Passing Attempts

1.	67	vs. Louisville.....	1997
2.	66	vs. Houston.....	1993
3.	62	vs. East Carolina.....	2014
	62	vs. East Carolina.....	1997
4.	58	vs. North Texas State	1970
5.	55	vs. Tulsa.....	1965

Most Pass Completions

1.	38	vs. Duke	2012
2.	37	vs. East Carolina.....	1997
3.	36	vs. Oklahoma.....	2010
	36	vs. Houston.....	1992
5.	35	vs. East Carolina.....	2014
6.	34	at East Carolina.....	2015
	34	at Tennessee.....	2011

Most Passing Yards

1.	482	vs. Florida.....	2010
2.	464	at ECU.....	2017
3.	460	vs. Louisville.....	1998
4.	451	vs. Tulsa.....	1965
5.	433	vs. North Texas State	1968

Most Yards Total Defense

1.	742	vs. Louisville.....	1998
2.	710	at Ohio State.....	2014
	706	vs. Penn State	1991
4.	696	vs. Houston.....	1968
5.	662	vs. Iowa	1990

Most Passes Intercepted

1.	7	vs. Kansas State	1951
2.	6	vs. Oregon State	2007
	6	vs. North Texas State	1966
	6	vs. UTEP.....	1951
	6	vs. Mississippi State	1949

Most Interception Return Yards

1.	162	vs. Dayton	1956
2.	138	vs. UTEP.....	1951
3.	123	vs. Memphis.....	1998
4.	117	vs. Memphis.....	1995
5.	110	vs. Oregon State	2007

Most Turnovers Forced

1.	8	vs. Rice.....	1974
2.	7	vs. Oregon State	2007
	7	vs. Memphis.....	2000
	7	vs. East Carolina.....	1990
	7	vs. Rutgers.....	1983

2018 CINCINNATI FOOTBALL

SINGLE-SEASON TEAM RECORDS (OFFENSE)

Most Points 1. 502.....2009 season 2. 472.....2007 season 3. 442.....2014 season 4. 440.....2015 season 5. 433.....2011 season Most Touchdowns 1. 66.....2009 season 2. 63.....2007 season 3. 56.....2013 season 4. 55.....2011 season 5. 54.....2015 season Most Field Goals Made 1. 29.....2000 season 2. 21.....2015 season 3. 20.....2003 season 4. 19.....2002 season 5. 18.....2006 season Most Rushing Attempts 1. 639.....1970 season 2. 637.....1977 season 3. 606.....1971 season 4. 594.....1978 season 5. 593.....1997 season Most Rushing Yards 1. 3,011.....1970 season 2. 2,947.....1953 season 3. 2,844.....1951 season 4. 2,727.....1977 season 5. 2,619.....2012 season Most Rushing TDs 1. 41.....1953 season 2. 37.....1951 season 3. 31.....1954 season 4. 28.....2013 season 28.....2011 season Most Passing Attempts 1. 546.....2015 season 2. 491.....2014 season 3. 485.....2002 season 4. 472.....2009 season 472.....2008 season Most Passes Completed 1. 341.....2015 season 2. 311.....2013 season 311.....2009 season 4. 294.....2014 season 5. 290.....2008 season Most Passing Yards 1. 4,679.....2015 season 2. 4,014.....2009 season 3. 3,947.....2014 season 3,947.....2013 season 5. 3,720.....2007 season	Most Passes Intercepted 1. 22.....2015 season 22.....1984 season 22.....1972 season 22.....1968 season 5. 21.....2002 season 21.....1998 season 21.....1995 season Most Touchdown Passes 1. 39.....2009 season 2. 36.....2007 season 3. 35.....2014 season 4. 29.....2015 season 5. 28.....2013 season Most Offensive Plays 1. 1,058.....2015 season 2. 1,030.....2002 season 3. 985.....2013 season 4. 956.....2003 season 5. 945.....2014 season Most Yards Total Offense 1. 6,990.....2015 season 2. 6,137.....2013 season 3. 5,982.....2014 season 4. 5,817.....2009 season 5. 5,723.....2012 season Most First Downs 1. 370.....2015 season 2. 315.....2013 season 3. 310.....2014 season 4. 283.....2007 season 283.....2002 season Most Fumbles 1. 43.....1971 season 43.....1968 season 3. 42.....1973 season 4. 41.....1970 season 5. 37.....1990 season Most Fumbles Lost 1. 28.....1971 season 2. 25.....1973 season 3. 24.....1966 season 4. 23.....1988 season 23.....1968 season Most Turnovers 1. 45.....1968 season 2. 40.....1973 season 3. 39.....1972 season 4. 37.....1998 season 37.....1990 season 37.....1983 season 37.....1971 season Most Penalties 1. 122.....2007 season 2. 104.....2015 season 3. 102.....2002 season 4. 99.....2008 season 5. 94.....2017 season 94.....1996 season	Most Penalty Yards 1. 1,028.....2007 season 2. 948.....2015 season 3. 903.....2008 season 4. 883.....1981 season 5. 879.....2002 season Most Punts 1. 80.....1981 season 2. 78.....1974 season 3. 75.....2005 season 4. 74.....1990 season 74.....1973 season 74.....1972 season Most Punting Yards 1. 3,205.....1974 season 2. 3,155.....1981 season 3. 3,095.....1976 season 4. 2,900.....1996 season 5. 2,883.....1973 season Most Punt Return Yards 1. 582.....1997 season 2. 580.....1949 season 3. 535.....1951 season 4. 425.....1956 season 5. 402.....1950 season Most Kickoff Returns 1. 65.....1990 season 2. 59.....2010 season 3. 58.....1989 season 4. 56.....1998 season 56.....1984 season 56.....1972 season Most Kickoff Return Yards 1. 1,540.....2009 season 2. 1,306.....2008 season 3. 1,273.....1990 season 4. 1,191.....2010 season 5. 1,183.....1989 season Fewest Points 1. 0.....1917 season 2. 5.....1906 season 3. 8.....1888 season 4. 10.....1901 season 10.....1916 season Fewest Touchdowns 1. 12.....1989 season 2. 13.....1980 season 13.....1961 season 4. 14.....1955 season 5. 15.....1967 season Fewest Rushing Attempts 1. 355.....1984 season 2. 363.....2016 season 3. 368.....1968 season 4. 369.....1967 season 5. 371.....1956 season	Fewest Rushing Yards 1. 939.....1970 season 2. 1,046.....1969 season 3. 1,063.....1968 season 4. 1,112.....1989 season 5. 1,160.....1983 season Fewest Rushing TDs 1. 5.....1989 season 2. 6.....1983 season 3. 7.....2016 season 7.....1980 season 7.....1967 season 5. 8.....1961 season Fewest Passing Attempts 1. 98.....1957 season 2. 103.....1965 season 3. 113.....1964 season 4. 114.....1953 season 5. 129.....1956 season Fewest Passes Completed 1. 40.....1965 season 2. 42.....1957 season 3. 43.....1971 season 4. 46.....1970 season 5. 50.....1956 season Fewest Passing Yards 1. 564.....1965 season 2. 579.....1961 season 3. 585.....1957 season 4. 612.....1971 season 5. 634.....1970 season Fewest Interceptions Thrown 1. 4.....1954 season 2. 5.....1953 season 3. 6.....1959 season 4. 7.....1993 season Fewest TD Passes 1. 1.....1970 season 1.....1957 season 3. 2.....1961 season 2.....1955 season Fewest Offensive Plays 1. 500.....1956 season 2. 505.....1955 season 3. 565.....1967 season 4. 577.....1953 season 5. 582.....1958 season Fewest Yards Total Offense 1. 1,968.....1961 season 2. 2,064.....1956 season 3. 2,197.....1967 season 4. 2,272.....1955 season 5. 2,288.....1957 season Fewest First Downs 1. 129.....1967 season 2. 130.....1961 season 3. 138.....1972 season 4. 142.....1989 season	Fewest Fumbles 1. 11.....2009 season 2. 12.....1999 season 3. 14.....2016 season 14.....2014 season 14.....1993 season Fewest Fumbles Lost 1. 2.....2009 season 2. 3.....1992 season 3. 5.....1993 season 4. 6.....2016 season 6.....1999 season Fewest Turnovers 1. 10.....2009 season 2. 12.....1993 season 3. 16.....2017 season 16.....1994 season 5. 19.....2012 season 19.....1996 season Fewest Penalties 1. 43.....1998 season 2. 44.....1980 season 3. 45.....1967 season 4. 48.....Three Times Fewest Penalty Yards 1. 364.....1998 season 2. 381.....1994 season 3. 398.....1980 season 4. 410.....1964 season Fewest Punts 1. 22.....1954 season 2. 33.....1964 season 33.....1955 season 4. 34.....1953 season Fewest Punting Yards 1. 750.....1954 season 2. 1,170.....1953 season 3. 1,196.....1955 season 4. 1,208.....1964 season Fewest Punt Return Yards 1. 60.....1964 season 2. 62.....1989 season 3. 67.....1984 season 4. 79.....2014 season 5. 84.....1966 season Fewest Kickoff Returns 1. 15.....1953 season 2. 20.....1976 season 3. 21.....1958 season 21.....1952 season Fewest Kickoff Return Yards 1. 304.....1953 season 2. 362.....1951 season 3. 373.....1950 season 4. 402.....1952 season 5. 406.....1958 season
--	--	--	---	---

2018 CINCINNATI FOOTBALL

SINGLE-SEASON TEAM RECORDS (DEFENSE)

Fewest Points

1.	4	1887 season
2.	6	1885 season
	6	1888 season
4.	10	1904 season
5.	12	1886 season
6.	13	1918 season

Fewest Rushing Attempts

1.	338	1997 season
2.	366	1966 season
3.	367	1965 season
4.	368	1954 season
5.	375	1960 season
6.	391	1964 season

Fewest Rushing Yards

1.	841	1965 season
2.	871	1977 season
3.	930	1997 season
4.	1,147	1973 season
5.	1,184	1954 season
6.	1,208	1951 season

Fewest Passing Attempts

1.	90	1955 season
2.	135	1953 season
	135	1948 season
4.	141	1961 season
5.	142	1956 season
6.	153	1958 season
7.	154	1957 season
8.	155	1954 season

Fewest Passes Completed

1.	43	1955 season
	43	1953 season
3.	50	1961 season
4.	54	1956 season
5.	55	1957 season
6.	59	1948 season

Fewest Passing Yards

1.	417	1953 season
2.	738	1955 season
3.	748	1971 season
4.	796	1960 season
5.	800	1954 season
6.	809	1961 season

Fewest Yards Total Defense

1.	1,843	1953 season
2.	1,984	1954 season
3.	2,065	1957 season
4.	2,174	1960 season
5.	2,343	1952 season
6.	2,426	1958 season
7.	2,440	1961 season
8.	2,448	1965 season
9.	2,498	1951 season

Fewest Passes Intercepted

1.	6	1994 season
	6	1987 season
3.	7	1955 season
	7	1948 season
	7	2005 season

Fewest Interception Return Yards

1.	3	2005 season
2.	39	1967 season
3.	43	1987 season
4.	51	2004 season
5.	59	1979 season
6.	65	1955 season
7.	66	1984 season

Most Points

1.	465	1998 season
2.	460	1990 season
3.	424	1984 season
4.	405	2015 season
5.	382	2017 season

Most Rushing Attempts

1.	642	1972 season
2.	626	1984 season
3.	625	1979 season
4.	599	1971 season
5.	581	1980 season

Most Rushing Yards

1.	3,448	1984 season
2.	3,158	1990 season
3.	3,020	1987 season
4.	3,018	1972 season
5.	2,690	1994 season

Most Passing Attempts

1.	498	2012 season
2.	493	2007 season
3.	483	2011 season
4.	477	2008 season
5.	454	2014 season
6.	432	1997 season
7.	427	2002 season
8.	420	2009 season
9.	419	2006 season
10.	409	2015 season

Most Passing Completions

1.	295	2007 season
2.	291	2011 season
3.	282	2012 season
4.	276	2014 season
5.	268	2008 season
6.	267	2009 season
7.	240	2010 season
8.	236	2015 season
9.	227	2016 season
10.	222	1997 season

Most Passing Yards

1.	3,394	2011 season
2.	3,320	2014 season
3.	3,302	2007 season
4.	3,282	2012 season
5.	2,993	2009 season
6.	2,897	2008 season
7.	2,833	2017 season
8.	2,815	2015 season
9.	2,808	2010 season
10.	2,763	1997 season

Most Yards Total Defense

1.	5,708	2014 season
2.	5,328	1998 season
3.	5,312	2015 season
4.	5,298	1984 season
5.	5,261	1990 season
6.	5,142	2017 season
7.	5,045	2012 season
8.	4,862	2009 season
9.	4,838	1987 season
10.	4,787	2007 season

Most Passes Intercepted

1.	33	1951 season
2.	26	2007 season
3.	23	1950 season
4.	22	2002 season
	22	1970 season
6.	21	1966 season
	21	1952 season
8.	20	1995 season

Most Interception Return Yards

1.	565	1951 season
2.	422	2007 season
3.	333	2008 season
4.	316	1956 season
5.	308	1976 season
6.	282	1949 season
7.	281	2000 season
8.	278	1982 season



2018 CINCINNATI FOOTBALL

YEAR-BY-YEAR RESULTS

Year	Overall			Conference			Finish
	W	L	T	W	L	T	
1885	1	0	1	Independent			
1886	2	0	0	Independent			
1887	1	0	0	Independent			
1888	1	0	1	Independent			
1889	1	1	0	Independent			
1890	2	1	1	Independent			
1891	4	2	1	Independent			
1892	1	2	0	Independent			
1893	0	6	0	Independent			
1894	3	3	0	Independent			
1895	3	3	0	Independent			
1896	4	3	1	Independent			
1897	9	1	1	Independent			
1898	6	1	2	Independent			
1899	5	2	0	Independent			
1900	3	5	1	Independent			
1901	1	4	1	Independent			
1902	4	2	2	Independent			
1903	1	8	0	Independent			
1904	7	1	0	Independent			
1905	4	3	0	Independent			
1906	0	7	2	Independent			
1907	—No Games Played—						
1908	1	4	1	Independent			
1909	4	3	1	Independent			

OHIO

1910	6	3	0	2	1	0	
1911	6	2	1	2	1	1	
1912	3	4	1	0	3	1	
1913	5	3	1	4	2	1	
1914	6	3	0	4	2	0	
1915	4	5	0	3	3	0	
1916	0	8	1	0	6	1	
1917	0	6	0	0	4	0	
1918	3	0	2	0	0	2	
1919	3	4	1	1	3	1	
1920	4	5	0	3	2	0	
1921	2	6	0	0	4	0	
1922	1	7	1	1	3	1	
1923	6	3	0	5	2	0	
1924	2	6	1	1	4	0	
1925	4	5	0	1	3	0	

BUCKEYE

1926	3	5	1	0	3	1	
1927	2	5	2	0	3	1	
1928	1	8	0	0	5	0	6th
1929	4	4	1	0	4	1	
1930	5	4	0	2	3	0	3rd
1931	5	4	0	2	1	0	
1932	7	2	0	2	2	0	
1933	7	2	0	3	1	0	1st
1934	6	2	1	2	0	1	1st
1935	7	2	0	2	2	0	2nd
1936	1	5	3	1	2	2	

Year	Overall			Conference			Finish
	W	L	T	W	L	T	
1937	0	10	0	Independent			
1938	4	5	0	Independent			
1939	4	3	2	Independent			
1940	5	3	1	Independent			
1941	6	3	0	Independent			
1942	8	2	0	Independent			
1943	—No Games Played—						
1944	—No Games Played—						
1945	4	4	0	Independent			
1946	9	2	0	Independent			

MID-AMERICAN

1947	7	3	0	3	1	0	1st
1948	3	6	1	3	1	0	2nd
1949	7	4	0	4	0	0	1st
1950	8	4	0	3	1	0	2nd
1951	10	1	0	3	0	0	1st
1952	8	1	1	3	0	0	1st
1953	9	1	0	Independent			
1954	8	2	0	Independent			
1955	1	6	2	Independent			
1956	4	5	0	Independent			

MISSOURI VALLEY

1957	5	4	1	1	3	0	4th
1958	6	2	2	1	1	2	2nd
1959	5	4	1	0	3	1	5th
1960	4	6	0	1	2	0	3rd
1961	3	7	0	1	2	0	3rd
1962	2	8	0	1	2	0	3rd
1963	6	4	0	3	1	0	1st
1964	8	2	0	4	0	0	1st
1965	5	5	0	2	2	0	3rd
1966	3	7	0	2	2	0	3rd
1967	3	6	0	2	2	0	3rd
1968	5	4	1	3	2	0	3rd
1969	4	6	0	2	3	0	3rd

INDEPENDENT

1970	7	4	0	Independent			
1971	7	4	0	Independent			
1972	2	9	0	Independent			
1973	4	7	0	Independent			
1974	7	4	0	Independent			
1975	6	5	0	Independent			
1976*	9	2	0	Independent			
1977	5	4	2	Independent			
1978	5	6	0	Independent			
1979	2	9	0	Independent			
1980	2	9	0	Independent			
1981	6	5	0	Independent			
1982	6	5	0	Independent			
1983	4	6	1	Independent			
1984	2	9	0	Independent			
1985	5	6	0	Independent			
1986	5	6	0	Independent			
1987	4	7	0	Independent			
1988	3	8	0	Independent			

Year	Overall			Conference			Finish
	W	L	T	W	L	T	
1989	1	9	1	Independent			
1990	1	10	0	Independent			
1991	4	7	0	Independent			
1992	3	8	0	Independent			
1993	8	3	0	Independent			
1994	2	8	1	Independent			
1995	6	5	0	Independent			

CONFERENCE USA

1996	6	5	0	2	3	0	3rd
1997	8	4	0	2	4	0	4th
1998	2	9	0	1	5	0	7th
1999	3	8	0	0	6	0	9th
2000	7	5	0	5	2	0	2nd
2001	7	5	0	5	2	0	2nd
2002	7	7	0	6	2	0	1st
2003	5	7	0	2	6	0	9th
2004	7	5	0	5	3	0	2nd

BIG EAST

2005	4	7	0	2	5	0	6th
2006	8	5	0	4	3	0	4th
2007	10	3	0	4	3	0	3rd
2008	11	3	0	6	1	0	1st
2009	12	1	0	7	0	0	1st
2010	4	8	0	4	3	0	7th
2011	10	3	0	5	2	0	t-1st
2012	10	3	0	5	2	0	t-1st

AMERICAN

2013	9	4	0	6	2	0	3rd
2014	9	4	0	7	1	0	t-1st
2015	7	6	0	4	4	0	t-3rd [E]
2016	4	8	0	3	4	0	t-4th [E]
2017	4	8	0	2	6	0	t-4th [E]

TOTALS 605 588 50 (.519) 185 164 15 (.507)

*Includes victory by forfeit

2018 CINCINNATI FOOTBALL

ALL-TIME SERIES RECORDS

Opponent	CINCINNATI RECORD				SERIES		
	W	L	T	Pct.	Games	First	Last
Air Force	0	1	0	.000	1	1961	1961
Akron	4	2	0	.667	6	1984	2011
Alabama	0	5	0	.000	5	1908	1990
Alabama A&M	1	0	0	1.000	1	2015	2015
Antioch	1	1	0	.500	2	1908	1910
Arizona State	2	0	0	1.000	2	1954	1976
Arkansas State	1	1	0	.500	2	1975	1998
Army	3	3	0	.500	6	1963	2004
Ashland	1	0	0	1.000	1	1934	1934
Auburn	0	2	0	.000	2	1984	1986
Austin Peay	6	0	0	1.000	6	1985	2017
Baldwin-Wallace	1	0	0	1.000	1	1945	1945
Ball State	1	0	0	1.000	1	1993	1993
Baltimore	1	0	0	1.000	1	1935	1935
Boston College	3	4	0	.429	7	1961	1997
Boston University	1	3	0	.333	4	1939	1942
Bowling Green	0	4	0	.000	4	1990	1994
Butler	6	2	1	.667	9	1891	1948
BYU	0	2	0	.000	2	2015	2016
Carnegie Tech	2	1	0	.667	3	1920	1941
Case	2	1	0	.667	3	1922	1937
Cedarville	2	0	0	1.000	2	1929	1930
Central Michigan	0	1	0	.000	1	1990	1990
Centre	6	5	3	.500	14	1892	1942
Chicago	0	1	0	.000	1	1893	1893
Colorado	0	1	0	.000	1	1972	1972
Cornell	1	0	0	1.000	1	1983	1983
Dartmouth	1	0	0	1.000	1	1898	1898
Dayton	15	17	1	.470	33	1924	1971
Delaware State	1	0	0	1.000	1	2012	2012
Denison	7	14	2	.348	23	1910	1945
DePauw	2	1	0	.667	3	1905	1945
Detroit	5	4	1	.550	10	1945	1964
Drake	1	0	0	1.000	1	1963	1963
Duke	1	0	0	1.000	1	2012	2012
Earlham	5	4	0	.556	9	1895	1917
ECU	8	13	0	.400	21	1986	2017
Eastern Kentucky	2	0	0	1.000	2	2006	2008
Eastern Michigan	1	0	0	1.000	1	2005	2005
Florida	0	2	0	.000	2	1984	2009
Florida State	0	6	0	.000	6	1977	1990
Fordham	1	0	0	1.000	1	2012	2012
Franklin	1	0	1	.750	2	1890	1891
Fresno State	1	1	0	.500	2	2009	2010
George Washington	1	1	0	.500	2	1964	1965
Georgetown	0	2	0	.000	2	1922	1936
Georgetown (KY)	8	3	0	.727	11	1894	1934
Georgia	0	2	0	.000	2	1942	1976
Hanover	10	1	0	.909	11	1894	1940
Hardin-Simmons	5	1	1	.786	7	1948	1960
Hawai'i	2	1	0	.667	3	1951	2008
Heidelberg	1	0	0	1.000	1	1931	1931
Houston	10	15	0	.400	25	1957	2016
Illinois	1	1	0	.500	2	2009	2013
Illinois Wesleyan	1	0	0	1.000	1	1938	1938
Indiana	3	9	2	.286	14	1896	2000
Indiana State	4	1	0	.800	5	1972	2010
Indianapolis	1	0	0	1.000	1	1902	1902
Iowa	0	1	0	.000	1	1990	1990
Kansas	1	1	0	.500	2	1995	1997
Kansas State	4	2	0	.667	6	1951	1996
Kent State	5	0	0	1.000	5	1971	1999
Kentucky	9	21	3	.318	33	1894	1996
Kentucky Wesleyan	5	2	1	.689	8	1920	1930
Kenyon	9	4	0	.692	13	1895	1929
Long Beach State	1	0	0	1.000	1	1982	1982
Louisiana-Lafayette	3	1	0	.750	4	1973	1978
Louisiana-Monroe	5	0	0	1.000	5	1974	2001
Louisiana State	1	0	0	1.000	1	1897	1897
Louisville	30	22	1	.575	53	1929	2013
Marietta	4	6	1	.364	11	1895	1931
Marquette	6	2	0	.750	8	1953	1960
Marshall	8	4	1	.708	13	1906	2017
Maryland	0	2	0	.000	2	1975	1976
Memphis	13	21	0	.382	34	1966	2016
Miami (FL)	2	11	0	.083	13	1947	2015
Miami (OH)	56	59	7	.483	122	1888	2017
Michigan	0	1	0	.000	1	2017	2017
Michigan State	1	1	0	.500	2	1930	1946
Mid. Tennessee State	1	0	0	1.000	1	1991	1991
Mississippi State	1	1	0	.500	2	1948	1949
Morehead State	0	2	0	.000	2	1937	1989
Morgan State	1	0	0	1.000	1	1982	1982
Muskingum	0	1	0	.000	1	1931	1931
Navy	0	3	0	.000	3	1940	2017
Nebraska	0	1	0	.000	1	1906	1906
Nevada	0	1	0	.000	1	1949	1949
North Carolina	0	3	0	.000	3	1979	2013
North Carolina State	1	1	0	.500	2	2010	2011
North Texas	7	9	1	.441	17	1958	2002
Northern Illinois	1	1	0	.500	2	1989	1995
Northwestern	0	2	0	.000	2	1903	1924
Northwestern State	2	0	0	1.000	2	1977	2013
Notre Dame	0	1	0	.000	1	1900	1900
Oberlin	1	2	0	.333	3	1898	1924
Ohio	23	23	4	.500	50	1896	1981
Ohio Northern	2	2	0	.500	4	1916	1929
Ohio State	2	14	0	.125	16	1893	2014
Ohio Wesleyan	10	8	1	.553	19	1894	1938
Oklahoma	0	2	0	.000	2	2008	2010
Oklahoma City	1	0	0	1.000	1	1947	1947
Oklahoma State	1	2	0	.333	3	1958	1983
Oregon State	2	0	0	1.000	2	2007	2009
Otterbein	6	3	0	.667	9	1902	1934
Pacific	5	3	0	.625	8	1949	1959
Penn State	1	8	0	.111	9	1981	2005
Pittsburgh	4	8	0	.333	12	1924	2012
Purdue	2	1	0	.667	3	2001	2016
Rhode Island	1	0	0	1.000	1	2003	2003
Rice	1	0	0	1.000	1	1974	1974
Richmond	3	3	0	.500	6	1962	1981
Rio Grande	2	0	0	1.000	2	1931	1933
Rutgers	9	9	1	.500	19	1980	2013
San Diego State	1	1	0	.500	2	2007	2015
SMU	2	1	0	1.000	3	2013	2017
South Carolina	0	2	0	.000	2	1980	1982
South Dakota	4	0	0	1.000	4	1932	1965
South Dakota State	1	0	0	1.000	1	1935	1935
Southeast Missouri St.	2	0	0	1.000	2	2007	2009
Southern Miss	8	7	0	.533	15	1976	2007
St. Bonaventure	1	0	0	1.000	1	1947	1947
Syracuse	8	5	0	.615	13	1993	2012
Tampa	3	0	0	1.000	3	1938	1968
TCU	2	1	0	.667	3	2002	2004
Temple	7	12	1	.395	20	1973	2017
Tennessee	1	5	0	.167	6	1904	2011
Tenn.-Chattanooga	1	0	0	1.000	1	1974	1974
Tennessee Martin	1	0	0	1.000	1	2016	2016
Tennessee Tech	1	0	0	1.000	1	1987	1987
Texas A&M	1	0	0	1.000	1	1971	1971
Texas Tech	0	0	1	.500	1	1968	1968
Texas Western	2	0	0	1.000	2	1950	1951
Toledo	5	3	0	.625	8	1921	2014
Transylvania	5	2	1	.688	8	1909	1941
Troy State	1	1	0	.500	2	1994	1999
Tulane	5	11	0	.267	16	1909	2017
Tulsa	14	17	2	.455	33	1946	2016
UAB	5	3	0	.625	8	1996	2004
UCF	1	3	0	.500	3	2015	2017
UConn	11	3	0	.769	14	2001	2017
USF	9	6	0	.643	15	2003	2017
Utah State	1	0	0	1.000	1	1997	1997
Vanderbilt	4	4	0	.500	8	1898	2011
Villanova	2	2	0	.500	4	1972	1980
Va. Military Institute	2	0	0	1.000	2	1951	1953
Virginia Tech	5	6	0	.454	11	1946	2014
Wabash	2	0	0	1.000	2	1932	1952
Washington (MO)	0	1	0	.000	1	1903	1903
Washington	0	1	0	.000	1	1974	1974
Wash. & Jefferson	0	1	0	.000	1	1899	1899
Washington & Lee	1	0	0	1.000	1	1952	1952
Wayne	2	0	0	1.000	2	1939	1941
West Texas State	0	1	0	.000	1	1950	1950
West Virginia	3	16	1	.175	20	1921	2011
Western Carolina	1	0	0	1.000	1	2005	2005
Western Michigan	3	0	0	1.000	3	1949	2006
Western Reserve	10	3	2	.733	15	1913	1953
Wichita State	14	7	2	.652	23	1954	1986
William & Mary	3	1	0	.750	4	1950	1970
Wilmington	1	0	0	1.000	1	1919	1919
Wisconsin	1	3	0	.250	4	1936	2000
Wittenberg	10	11	5	.481	26	1896	1933
Wooster	0	3	0	.000	3	1916	1924
Xavier	18	12	0	.600	30	1918	1973
Youngstown State	2	2	0	.500	4	1981	1985
Non-Collegiate	21	15	3				



2018 CINCINNATI FOOTBALL

ALL-TIME SCORES

1885 (1-0 OVERALL)

Oct. 23	Mt. Auburn	T	0-0
Nov. 14	Mt. Auburn	W	26-6

1886 (2-0 OVERALL)

	Mt. Auburn	W	18-6
	Mt. Auburn	W	8-6

1887 (1-0 OVERALL)

	Woodward H.S.	W	8-4
--	---------------	---	-----

1888 (1-0-1 OVERALL)

	Walnut Hills Gym	W	8-6
Dec. 8	at Miami (OH)	A T	0-0

1889 (1-1 OVERALL)

	Avondale	W	12-0
Dec. 14	at Miami (OH)	A L	34-0

1890 (2-1-1 OVERALL)

	Franklin	T	0-0
	Woodward H.S.	L	16-8
	Wyoming (OH)	W	8-4
Nov. 27	WYOMING (OH)	H W	6-0

1891 (4-2-1 OVERALL)

	Woodward H.S.	W	22-0
	Hughes H.S.	W	33-0
Oct. 23	FRANKLIN	H W	38-0
	Cincinnati Gym	T	0-0
	Dayton YMCA	L	12-8
Nov. 21	BUTLER	H L	34-10
	Cincinnati Gym	W	18-0

1892 (1-2 OVERALL)

	Dayton YMCA	W	16-6
Nov. 15	at Centre	A L	12-4
Nov. 24	CENTRE	H L	34-0

1893 (0-6 OVERALL)

Oct. 7	at Miami (OH)	A L	24-6
Oct. 14	at Centre	A L	16-0
Oct. 28	at Chicago	A L	20-0
Nov. 4	MIAMI (OH)	H L	6-0
Nov. 18	at Ohio State	A L	32-0
Nov. 30	CINCINNATI YMCA	H L	22-6

W. DURANT BERRY

2 YEARS - 6-6 (.500)

1894 (3-3 OVERALL)

Oct. 13	at Georgetown [Ky.]	A L	6-4
Oct. 20	MIAMI (OH)	H W	6-0
Nov. 3	KENTUCKY	H W	32-4
Nov. 9	at Hanover	A W	14-12
Nov. 17	OHIO STATE	H L	6-4
Nov. 29	OHIO WESLEYAN	H L	16-4

1895 (3-3 OVERALL)

Oct. 12	KENYON	H W	16-4
Oct. 19	at Duquesne A.C.	A L	26-6
Oct. 26	EARLHAM	H W	26-0
Nov. 9	OHIO STATE	H L	4-0
Nov. 16	MIAMI (OH)	H L	12-0
Nov. 27	MARIETTA	H W	6-0



WILLIAMS REYNOLDS

1 YEAR - 4-3-1 (.562)

1896 (11-3 OVERALL)

Oct. 2	MIAMI (OH)	H L	6-4
Oct. 10	OHIO STATE	H W	8-6
Oct. 17	OHIO	H W	52-0
Oct. 24	OHIO WESLEYAN	H W	6-0
Oct. 31	at Indiana	A L	16-0
Nov. 14	CARLISLE INDIANS	H L	28-0
Nov. 21	at Wittenberg	A W	6-0
Nov. 26	CENTRE	H T	12-12



TOM FENNEL

1 YEAR - 9-1-1 (.864)

1897 (9-1-1 OVERALL)

Sept. 25	at Ohio	A W	12-0
Oct. 2	at Nashville Guards	A T	6-6
Oct. 9	at Miami (OH)	A W	6-0
Oct. 16	at Centre	A W	4-0
Oct. 23	17th Reg. Ohio Nat. Guard	H W	20-0
Oct. 30	MIAMI (OH)	H W	10-6
Nov. 6	CENTRE	H W	10-0
Nov. 13	OHIO STATE	H W	34-0
Nov. 25	CARLISLE INDIANS	H L	10-0
Jan. 1	at Southern Athletic Club ^	N W	16-0
Jan. 3	at Louisiana State	A W	28-0
^ - New Orleans, La.			



FRANK CAVANAUGH

1 YEAR - 6-1-2 (.778)

1898 (6-1-2 OVERALL)

Oct. 1	at Ohio	A W	12-0
Oct. 8	at Miami (OH)	A W	22-0
Oct. 15	at Vanderbilt	A W	12-0
Oct. 22	BERLIN	H L	5-0
Oct. 29	at Indiana	A T	0-0
Nov. 5	UC ALUMNI	H W	12-0
Nov. 12	OHIO WESLEYAN	H W	57-0
Nov. 24	INDIANA	H T	11-11
Nov. 26	DARTMOUTH	H W	17-12



DAN REED

2 YEARS - 8-7-1 (.531)

1899 (5-2 OVERALL)

Oct. 7	MIAMI (OH)	H W	22-0
Oct. 21	at Vanderbilt	A W	6-0
Oct. 28	CENTRE	H W	26-0
Nov. 4	at Indiana	A L	35-0
Nov. 11	at Washington & Jefferson	A L	20-0
Nov. 18	UC ALUMNI	H W	6-0
Nov. 30	OHIO WESLEYAN	H W	28-5

1900 (3-5-1 OVERALL)

Sept. 29	KENTUCKY	H W	20-6
Oct. 6	AVONDALE	H L	10-0
Oct. 13	OHIO STATE	H L	29-0
Oct. 20	at Notre Dame	A L	58-0
Nov. 3	MIAMI (OH)	H W	16-12
Nov. 10	at Covington YMCA	A W	15-10
Nov. 17	at Centre [Ky.]	A T	0-0
Nov. 24	HASKELL INDIANS	H L	16-0
Nov. 29	MARIETTA	H L	25-0



HENRY PRATT

1 YEAR - 1-4-1 (.250)

1901 (1-4-1 OVERALL)

Oct. 12	at Kentucky	T	0-0
Oct. 26	at Wittenberg	L	18-0
Nov. 2	OHIO	L	16-0
Nov. 9	HANOVER (IN)	W	10-0
Nov. 16	AVONDALE	L	13-0
NOV. 28	at Kentucky	L	16-0



ANTHONY CHEZ

2 YEARS - 5-10-2 (.353)

1902 (4-2-2 OVERALL)

Oct. 4	HANOVER	H W	18-0
Oct. 11	at Earlham	A W	12-6
Oct. 18	INDIANAPOLIS	H W	6-0
Oct. 25	STUMPS	H L	23-0
Nov. 1	OTTERBEIN	H W	16-0
Nov. 8	WITTENBERG	H T	0-0
Nov. 15	at Kentucky	A T	6-6
Nov. 22	at Marietta	A L	10-0

1903 (1-8 OVERALL)

Oct. 3	HANOVER	H W	28-6
Oct. 10	at Wittenberg	A L	6-0
Oct. 17	MIAMI (OH)	H L	15-0
Oct. 24	NORTHWESTERN	H L	35-0
Oct. 31	KENYON	H L	16-0
	UC ALUMNI	H L	6-0
Nov. 7	at Earlham	A L	11-0
Nov. 21	at Washington [MO]	A L	23-11
	AVONDALE	H L	23-0



AMOS FOSTER

2 YEARS - 11-4-0 (.733)

1904 (7-1 OVERALL)

	Georgetown [KY]	W	33-0
Oct. 8	Wittenberg	W	29-4
Oct. 15	MIAMI (OH)	H W	46-0
Oct. 22	KENTUCKY	H W	11-0
Oct. 29	at Ohio Medical	A W	11-0
	Stumps	L	6-0
Nov. 16	at Tennessee	A W	35-0
	KENYON	H W	17-0

1905 (5-3 OVERALL)

Oct. 7	at DePauw	A W	17-0
	Earlham	W	12-0
Oct. 28	SPAULDING AC	H W	5-0
Nov. 4	at Indiana	A L	47-6
Nov. 11	OHIO WESLEYAN	H W	24-0
Nov. 18	CARLISLE INDIANS	H L	34-5
	Marietta	L	6-0
Nov. 30	KENYON	H W	23-4

2018 CINCINNATI FOOTBALL

ALL-TIME SCORES

WILLIAM FOLEY				
1 YEAR - 0-7-2 (.111)				

1906 (0-7-2 OVERALL)

Oct 6	MARSHALL	H	T	0-0
Oct 13	MIAMI (OH)	H	T	0-0
Oct 20	at Earlham	A	L	20-0
Oct 27	AVONDALE	H	L	4-0
Nov. 3	OHIO	H	L	16-5
Nov. 10	at Wittenberg	A	L	12-0
Nov. 17	at Marietta	A	L	51-0
Nov. 24	CARLISLE INDIANS	H	L	18-0
Nov. 29	at Nebraska	H	L	41-0

RALPH INOTT				
2 YEAR - 1-4-1 (.250)				

1907 (No Collegiate Games Played)

1908 (1-4-1 OVERALL)

Oct 17	at Alabama	A	L	16-0
Oct 24	HANOVER	H	L	9-5
Nov. 1	LEBANON	H	W	43-0
Nov. 7	KENYON	H	L	63-0
Nov. 14	at Antioch	A	L	16-11
Nov. 26	at Wittenberg	A	T	0-0

ROBERT BURCH				
3 YEARS - 16-8-2 (.654)				

1909 (4-3-1 OVERALL)

Oct 2	at Hanover	A	W	6-2
Oct 9	WITTENBERG	H	W	22-5
Oct 16	OTTERBEIN	H	L	15-3
Oct 23	at Transylvania	A	T	6-6
Oct 30	CENTRE	H	L	34-0
Nov. 6	at Tulane	A	L	6-0
Nov. 13	BUTLER	H	W	22-0
Nov. 25	MIAMI (OH)	H	W	10-6

1910 (6-3 OVERALL, 2-1 OAC)

Oct 1	TRANSYLVANIA	H	W	16-0
Oct 8	at Ohio State *	A	L	23-0
Oct 15	EARLHAM	H	W	20-0
Oct 22	at Wittenberg *	A	W	8-0
Oct 29	MIAMI (OH)	H	W	3-0
Nov. 5	OTTERBEIN	H	L	12-6
Nov. 12	CENTRE	H	L	12-3
Nov. 19	ANTIOCH	H	W	38-0
Nov. 29	DENISON *	H	W	28-12

1911 (6-2-1 OVERALL, 2-1-1 OAC)

Oct 7	TRANSYLVANIA	H	W	12-0
Oct 14	at Earlham	A	L	9-0
Oct 21	OTTERBEIN	H	W	16-3
Oct 28	at Kentucky	A	W	6-0
Nov. 4	BUTLER	H	W	23-11
Nov. 11	DENISON *	H	T	0-0
Nov. 18	MIAMI (OH) *	H	W	11-0
Nov. 25	WITTENBERG *	H	W	5-0
Nov. 28	at Ohio State *	A	L	11-6

LOWELL DANA				
2 YEARS - 8-7-2 (.529)				

1912 (3-4-1 OVERALL, 0-3-1 OAC)

Oct 5	TRANSYLVANIA	H	W	124-0
Oct 12	at Earlham	A	W	21-0
Oct 19	KENTUCKY	H	L	19-13
Oct 26	OHIO STATE *	H	L	45-7
Nov. 2	OTTERBEIN	H	W	39-7
Nov. 9	DENISON *	H	L	31-13
Nov. 16	KENYON *	H	L	22-13
Nov. 28	MIAMI (OH) *	H	T	21-21

1913 (5-3-1 OVERALL, 4-2-1 OAC)

Sept 22	GEORGETOWN (KY)	H	W	46-0
Oct 4	at Wittenberg *	A	W	32-0
Oct 11	OHIO *	H	W	20-2
Oct 18	OHIO WESLEYAN *	H	W	44-3
Oct 23	at Kentucky	A	L	27-7
Nov. 1	at Case Tech *	A	T	0-0
Nov. 8	DENISON *	H	L	14-7
Nov. 15	KENYON *	H	W	14-2
Nov. 27	MIAMI (OH) *	H	L	13-7

GEORGE LITTLE				
2 YEARS - 10-8-0 (.556)				

1914 (6-3 OVERALL, 4-2 OAC)

Sept 26	GEORGETOWN (KY)	H	W	35-0
Oct 3	at Denison *	A	W	13-0
Oct 10	at Ohio Wesleyan *	A	L	14-7
Oct 17	KENYON *	H	W	47-0
Oct 31	KENTUCKY	H	W	14-7
Nov. 7	WESTERN RESERVE *	H	W	20-0
Nov. 14	OTTERBEIN	H	L	3-0
Nov. 21	OHIO *	H	W	15-0
Nov. 27	MIAMI (OH) *	H	L	20-13

1915 (4-5 OVERALL, 3-3 OAC)

Sept 26	ALUMNI	H	W	14-7
Oct 2	GEORGETOWN (KY)	H	L	21-7
Oct 9	OHIO *	H	L	15-0
Oct 16	KENYON *	H	W	27-7
Oct 23	DENISON *	H	L	35-0
Oct 30	OHIO WESLEYAN *	H	W	17-6
Nov. 6	at Kentucky	A	L	27-6
Nov. 13	WITTENBERG *	H	W	27-16
Nov. 25	MIAMI (OH) *	H	L	24-12

ION CORTRIGHT				
1 YEAR - 0-8-1 (.056)				

1916 (0-8-1 OVERALL, 0-6-1 OAC)

Sept 30	at Wittenberg *	A	T	0-0
Oct 7	at Denison *	A	L	29-0
Oct 14	GEORGETOWN (KY)	H	L	16-0
Oct 24	at Ohio Northern *	A	L	9-0
Oct 28	KENTUCKY	H	L	27-0
Nov. 4	WOOSTER *	H	L	20-0
Nov. 11	OHIO *	H	L	33-10
Nov. 18	KENYON *	H	L	27-0
Nov. 30	MIAMI (OH) *	H	L	33-0

FRANK MARTY				
1 YEAR - 0-6 (.000)				

1917 (0-6 OVERALL, 0-4 OAC)

Oct 6	EARLHAM	H	L	19-0
Oct 13	WITTENBERG *	H	L	7-0
Oct 20	at Marietta	A	L	53-0
Oct 27	OHIO *	H	L	22-0
Nov. 3	at Ohio Wesleyan *	A	L	48-0
Nov. 29	MIAMI (OH) *	H	L	40-0

BOYD CHAMBERS				
4 YEARS - 12-15-3 (.450)				

1918 (3-0-2 OVERALL, 0-0-2 OAC)

Nov. 2	FORT THOMAS	H	W	6-0
Nov. 9	at Ohio *	A	T	6-6
Nov. 23	GEORGETOWN (KY)	H	W	21-7
Nov. 29	MIAMI (OH) *	H	T	0-0
Dec. 7	XAVIER	H	W	12-0

1919 (3-4-1 OVERALL, 1-2-1 OAC)

Oct 4	WILMINGTON	H	W	34-0
Oct 11	at Ohio State	A	L	46-0
Oct 18	KENYON *	H	W	18-0
Oct 25	DENISON *	H	L	9-2
Nov. 1	at Wittenberg *	A	T	0-0
Nov. 8	KENTUCKY	H	W	7-0
Nov. 15	at Tennessee	A	L	33-12
Nov. 27	MIAMI (OH) *	H	L	14-0

1920 (4-5 OVERALL, 3-2 OAC)

Sept 25	KENTUCKY WESLEYAN	H	W	35-0
Oct 2	KENYON *	H	W	45-0
Oct 9	OHIO *	H	W	6-0
Oct 16	DENISON *	H	L	21-0
Oct 23	at Carnegie Tech	A	L	27-17
Oct 30	WITTENBERG *	H	L	13-9
Nov. 6	at Kentucky	A	L	7-6
Nov. 13	MARIETTA	H	L	28-0
Nov. 25	MIAMI (OH) *	H	W	7-0

1921 (2-6 OVERALL, 0-4 OAC)

Sept 24	TOLEDO	H	W	20-0
Oct 1	at West Virginia	A	L	50-0
Oct 15	at Pittsburgh	A	L	21-14
Oct 22	KENTUCKY WESLEYAN	H	W	115-0
Oct 29	WITTENBERG *	H	L	7-2
Nov. 5	at Ohio *	A	L	7-6
Nov. 12	DENISON *	H	L	7-0
Nov. 24	MIAMI (OH) *	H	L	15-7

2018 CINCINNATI FOOTBALL

ALL-TIME SCORES

	GEORGE MCLAREN
5 YEARS - 16-26-3 (.389)	

1922 (1-7-1 OVERALL, 1-3 OAC)

Sept. 30	PITTSBURGH	H	L	37-0
Oct. 7	at Kentucky	A	L	15-0
Oct. 14	at Georgetown	A	L	37-0
Oct. 21	OHIO WESLEYAN *	H	L	14-7
Oct. 28	at Case Tech *	A	W	16-0
Nov. 4	WEST VIRGINIA	H	L	34-0
Nov. 11	DENISON *	H	L	22-0
Nov. 18	at Wittenberg	A	T	6-6
Nov. 30	MIAMI (OH) *	H	L	9-6

1923 (6-3 OVERALL, 5-2 OAC)

Sept. 29	KENTUCKY WESLEYAN	H	W	17-0
Oct. 6	KENTUCKY	H	L	14-0
Oct. 12	at Denison *	A	L	24-7
Oct. 20	at Ohio *	A	W	13-6
Oct. 27	WOOSTER *	H	L	20-7
Nov. 3	at Oberlin *	A	W	6-0
Nov. 10	OHIO NORTHERN *	H	W	15-7
Nov. 17	CASE TECH *	H	W	69-0
Nov. 22	MIAMI (OH) *	H	W	23-0

1924 (2-6-1 OVERALL, 1-4 OAC)

Sept. 27	KENTUCKY WESLEYAN	H	T	6-6
Oct. 4	GEORGETOWN (KY)	H	W	33-21
Oct. 11	at Northwestern	A	L	42-0
Oct. 18	DENISON *	H	L	13-7
Oct. 25	at Ohio Northern *	A	L	9-0
Nov. 1	DAYTON	H	L	21-0
Nov. 8	BERLIN *	H	L	13-0
Nov. 15	at Wooster *	A	L	32-0
Nov. 27	MIAMI (OH) *	H	W	8-7

1925 (4-5 OVERALL, 2-3 OAC)

Sept. 26	TRANSYLVANIA	H	L	21-15
Oct. 3	HANOVER	H	W	12-0
Oct. 10	GEORGETOWN (KY)	H	W	12-6
Oct. 17	at Otterbein *	A	W	6-0
Oct. 24	DENISON *	H	L	24-12
Oct. 31	DAYTON	H	L	23-0
Nov. 7	at Wittenberg *	A	W	6-2
Nov. 14	OHIO *	H	L	13-2
Nov. 26	MIAMI (OH) *	H	L	33-0

1926 (3-5-1 OVERALL, 0-3-1 BIAA)

Sept. 25	KENTUCKY WESLEYAN	H	W	25-0
Oct. 2	OTTERBEIN	H	W	21-6
Oct. 9	at Denison *	A	L	14-0
Oct. 16	MARIETTA	H	W	22-7
Oct. 23	at Ohio *	A	L	38-7
Oct. 30	at Western Reserve	A	L	14-2
Nov. 6	DAYTON	H	L	52-0
Nov. 13	WITTENBERG *	H	L	15-13
Nov. 26	MIAMI (OH) *	H	T	6-6

	GEORGE BABCOCK
4 YEARS - 12-21-3 (.375)	

1927 (2-5-2 OVERALL, 0-3-1 BIAA)

Sept. 24	KENTUCKY WESLEYAN	H	L	12-0
Oct. 1	HANOVER	H	W	35-6
Oct. 8	at Wittenberg *	A	L	45-0
Oct. 15	DAYTON	H	L	9-0
Oct. 22	MARIETTA	H	T	6-6
Oct. 29	DENISON *	H	L	3-0
Nov. 5	TRANSYLVANIA	H	W	19-0
Nov. 12	OHIO *	H	T	7-7
Nov. 24	MIAMI (OH) *	H	L	17-14

1928 (1-8 OVERALL, 0-5 BIAA)

Sept. 29	HANOVER	H	W	20-6
Oct. 6	KENTUCKY WESLEYAN	H	L	6-0
Oct. 13	OHIO WESLEYAN *	H	L	71-0
Oct. 20	at Ohio *	A	L	65-0
Oct. 27	WITTENBERG *	H	L	6-0
Nov. 3	TRANSYLVANIA	H	L	25-6
Nov. 10	DAYTON	H	L	25-6
Nov. 17	DENISON *	H	L	9-0
Nov. 29	MIAMI (OH) *	H	L	34-0

1929 (4-4-1 OVERALL, 0-4-1 BIAA)

Sept. 28	CEDARVILLE	H	W	19-0
Oct. 2	at Louisville	A	W	7-0
Oct. 5	OHIO NORTHERN	H	W	12-6
Oct. 12	at Kenyon	A	W	18-6
Oct. 19	DENISON *	H	T	6-6
Oct. 26	OHIO *	H	L	35-0
Nov. 2	at Wittenberg *	A	L	13-7
Nov. 16	OHIO WESLEYAN *	H	L	53-0
Nov. 28	MIAMI (OH) *	H	L	14-6

1930 (5-4 OVERALL, 2-3 BIAA)

Sept. 27	CEDARVILLE	H	W	46-0
Oct. 3	KENTUCKY WESLEYAN	H	W	6-0
Oct. 11	at Michigan State	A	L	32-0
Oct. 18	OHIO WESLEYAN *	H	L	33-0
Oct. 25	DENISON *	H	W	13-6
Nov. 1	OHIO *	H	L	48-0
Nov. 8	MARIETTA	H	W	20-7
Nov. 15	WITTENBERG *	H	L	12-0
Nov. 27	MIAMI (OH) *	H	W	6-0

	DANA KING
	4 YEARS - 25-10-1 (.708)

1931 (5-4 OVERALL, 2-1 BIAA)

Sept. 26	RIO GRANDE	H	W	19-6
Oct. 3	at Ohio State	A	L	67-6
Oct. 10	DePAUW	H	L	7-6
Oct. 17	MARIETTA	H	W	50-0
Oct. 24	OHIO *	H	L	13-7
Oct. 31	MUSKINGUM	H	L	15-0
Nov. 7	at Denison *	A	W	33-0
Nov. 14	HEIDELBERG	H	W	46-7
Nov. 26	MIAMI (OH) *	H	W	20-0

1932 (7-2 OVERALL, 2-2 BIAA)

Sept. 24	HANOVER	H	W	51-0
Oct. 1	GEORGETOWN (KY)	H	W	22-12
Oct. 8	BUTLER	H	W	13-7
Oct. 15	SOUTH DAKOTA	H	W	7-0
Oct. 22	DENISON *	H	W	6-0
Oct. 29	WITTENBERG *	H	W	25-6
Nov. 5	WABASH	H	W	14-0
Nov. 12	at Ohio *	A	L	23-0
Nov. 24	MIAMI (OH) *	H	L	21-13

1933 (7-2 OVERALL, 3-1 BIAA) · BUCKEYE CO-CHAMPIONS

Sept. 30	RIO GRANDE	H	W	20-0
Oct. 7	SOUTH DAKOTA	H	W	13-0
Oct. 14	KENTUCKY	H	L	3-0
Oct. 21	MARSHALL	H	W	19-0
Oct. 28	BUTLER	H	W	34-7
Nov. 4	at Ohio Wesleyan *	A	W	7-0
Nov. 11	at Wittenberg *	A	W	14-6
Nov. 18	OHIO *	H	W	2-0
Nov. 30	MIAMI (OH) *	H	L	6-2

1934 (6-2-1 OVERALL, 2-0-1 BIAA) · BUCKEYE CHAMPIONS

Sept. 29	OTTERBEIN	H	W	45-0
Oct. 6	KENTUCKY	H	L	27-0
Oct. 13	at Vanderbilt	A	L	32-0
Oct. 20	ASHLAND	H	W	32-6
Oct. 27	GEORGETOWN (KY)	H	W	45-0
Nov. 3	MARSHALL	H	W	7-0
Nov. 10	at Ohio *	A	T	0-0
Nov. 17	OHIO WESLEYAN *	H	W	13-6
Nov. 29	MIAMI (OH) *	H	W	21-0

	RUSS COHEN
	2.5 YEARS - 8-11-3 (.432)

1935 (7-2 OVERALL, 2-2 BIAA)

Sept. 28	DAYTON	H	W	25-0
Oct. 5	SOUTH DAKOTA STATE	H	W	38-0
Oct. 12	at Denison *	A	W	35-0
Oct. 19	INDIANA	H	W	7-0
Oct. 26	BALTIMORE	H	W	67-0
Nov. 2	at Ohio Wesleyan *	A	L	13-12
Nov. 9	MARSHALL	H	W	39-13
Nov. 16	at Ohio *	A	L	16-6
Nov. 28	MIAMI (OH) *	H	W	8-7

1936 (1-5-3 OVERALL, 1-2-2 BIAA)

Sept. 26	WEST VIRGINIA	H	L	40-6
Oct. 3	BUTLER	H	T	12-12
Oct. 10	GEORGETOWN	H	L	7-0
Oct. 17	at Marshall *	A	W	13-7
Oct. 24	DAYTON *	H	L	21-13
Oct. 31	at Ohio *	A	L	10-7
Nov. 7	OHIO WESLEYAN *	H	T	0-0
Nov. 14	at Wisconsin	A	L	27-6
Nov. 26	MIAMI (OH) *	H	T	0-0

1937 (0-10 OVERALL)

Sept. 18	MOREHEAD	H	L	7-0
Sept. 25	WESTERN RESERVE	H	L	32-6
Oct. 2	BUTLER	H	L	13-0
Oct. 9	at Dayton	A	L	35-0
Oct. 16	CASE	H	L	21-0
Oct. 23	at Indiana	A	L	27-0
Oct. 30	at Ohio Wesleyan	A	L	20-6
Nov. 6	OHIO	H	L	17-0
Nov. 13	at Marshall	A	L	28-0
Nov. 25	MIAMI (OH)	H	L	14-6

**JOE MEYER****5 YEARS - 27-16-3 (.620)****1938 (4-5 OVERALL)**

Sept. 24	LOUISVILLE	H	W	19-9
Oct. 1	ILL. WESLEYAN	H	W	6-0
Oct. 8	DAYTON	H	L	26-6
Oct. 14	at Tampa	A	W	7-6
Oct. 22	WESTERN RESERVE	H	L	33-0
Oct. 29	at Ohio	A	L	13-12
Nov. 5	OHIO WESLEYAN	H	W	14-7
Nov. 12	MARSHALL	H	L	27-9
Nov. 24	MIAMI (OH)	H	L	16-7

1939 (4-3-2 OVERALL)

Sept. 30	TAMPA	H	W	26-7
Oct. 6	at Dayton	A	L	32-2
Oct. 14	WEST VIRGINIA	H	L	7-0
Oct. 21	at Wayne	A	W	21-0
Oct. 27	at Western Reserve	A	T	0-0
Nov. 4	CENTRE	H	T	6-6
Nov. 11	BOSTON UNIVERSITY	H	L	13-6
Nov. 18	SOUTH DAKOTA	H	W	13-0
Nov. 23	MIAMI (OH)	H	W	13-0

1940 (5-3-1 OVERALL)

Sept. 1	HANOVER	H	W	45-0
Sept. 28	LOUISVILLE	H	W	7-0
Oct. 5	at Navy	A	L	14-0
Oct. 12	CENTRE	H	W	22-0
Oct. 19	at Boston University	A	L	14-0
Oct. 26	DAYTON	H	L	7-0
Nov. 2	CARNEGIE TECH	H	W	7-6
Nov. 9	at West Virginia	A	T	7-7
Nov. 21	MIAMI (OH)	H	W	44-0

1941 (6-3 OVERALL)

Sept. 20	TRANSYLVANIA	H	W	46-0
Sept. 27	LOUISVILLE	H	W	28-7
Oct. 4	at Boston University	A	L	14-13
Oct. 11	WAYNE	H	W	37-0
Oct. 18	CENTRE	H	W	18-0
Oct. 25	at Tennessee	A	L	21-6
Nov. 1	at Dayton	A	L	3-0
Nov. 8	CARNEGIE TECH	H	W	20-0
Nov. 20	MIAMI (OH)	H	W	26-0

1942 (8-2 OVERALL)

Sept. 26	LOUISVILLE	H	W	51-0
Oct. 3	at Western Reserve	A	W	18-7
Oct. 10	CENTRE	H	W	21-0
Oct. 17	OHIO	H	W	26-7
Oct. 24	(2) GEORGIA	H	L	35-13
Oct. 31	BOSTON UNIVERSITY	H	W	6-0
Nov. 7	at (13) Tennessee	A	L	34-12

Nov. 14	DAYTON	H	W	20-0
Nov. 21	XAVIER	H	W	9-0
Nov. 26	MIAMI (OH)	H	W	21-12

1943-44**No Football - World War II****RAY NOLTING****4 YEARS - 23-15-1 (.603)****1945 (4-4 OVERALL)**

Sept. 22	DENISON	H	W	30-0
Sept. 29	at Kentucky	A	L	13-7
Oct. 6	DePAUW	H	W	7-0
Oct. 13	at Ohio	A	L	20-19
Oct. 27	KENTUCKY	H	W	16-7
Nov. 3	BALDWIN-WALLACE	H	W	39-0
Nov. 10	at Detroit	A	L	20-0
Nov. 22	MIAMI (OH)	H	L	28-14

1946 (9-2 OVERALL)

Sept. 21	at Indiana	A	W	15-6
Sept. 28	KENTUCKY	H	L	26-7
Oct. 5	MARSHALL	H	W	39-14
Oct. 12	at Dayton	A	W	19-0
Oct. 19	OHIO	H	W	19-0
Oct. 26	at Michigan State	A	W	18-7
Nov. 2	at Tulsa	A	L	20-0
Nov. 9	XAVIER	H	W	39-0
Nov. 16	WESTERN RESERVE	H	W	34-7
Nov. 28	MIAMI (OH)	H	W	13-7
Jan. 1	vs. Virginia Tech ^	N	W	18-6

^ - Sun Bowl, El Paso, Texas

1947 (7-3 OVERALL, 3-1 MAC) • MAC CHAMPIONS

Sept. 27	at Kentucky	A	L	20-0
Oct. 4	ST. BONAVENTURE	H	W	20-14
Oct. 11	DAYTON	H	L	26-21
Oct. 18	OKLAHOMA CITY	H	W	20-13
Oct. 25	XAVIER	H	W	27-25
Nov. 1	at Ohio *	A	W	34-0
Nov. 8	MIAMI (FL)	H	W	20-7
Nov. 15	at Western Reserve *	A	W	7-6
Nov. 22	BUTLER *	H	W	26-19
Nov. 27	MIAMI (OH) *	H	L	38-7

1948 (3-6-1 OVERALL, 3-1 MAC)

Sept. 25	HARDIN-SIMMONS	H	T	7-7
Oct. 2	XAVIER	H	L	13-7
Oct. 9	OHIO *	H	W	18-13
Oct. 16	at Mississippi State	A	L	27-0
Oct. 23	at Butler *	A	W	16-7
Oct. 30	KENTUCKY	H	L	28-7
Nov. 5	at Miami (FL)	A	L	36-6
Nov. 13	WESTERN RESERVE *	H	W	26-13
Nov. 20	(14) TULANE	H	L	6-0
Nov. 25	MIAMI (OH) *	H	L	43-19

**SID GILLMAN****6 YEARS - 50-13-1 (.789)****1949 (7-4 OVERALL, 4-0 MAC) • MAC CHAMPIONS**

Sept. 17	NEVADA	H	L	41-21
Sept. 24	HARDIN-SIMMONS	H	W	27-21
Oct. 1	at Pacific	A	L	34-7
Oct. 8	WESTERN MICHIGAN *	H	W	27-6
Oct. 15	MISSISSIPPI STATE	H	W	19-0
Oct. 22	WESTERN RESERVE *	H	W	21-13
Oct. 29	at (14) Kentucky	A	L	14-7
Nov. 5	at Ohio *	A	W	34-13
Nov. 12	XAVIER	H	L	20-14
Nov. 24	MIAMI (OH) *	H	W	27-6
Dec. 3	at Toledo ^	N	W	33-13

^ - Glass Bowl, Toledo, Ohio

1950 (8-4 OVERALL, 3-1 MAC)

Sept. 16	TEXAS WESTERN	H	W	32-0
Sept. 23	HARDIN-SIMMONS	H	W	9-7
Sept. 30	at William & Mary	A	L	20-14
Oct. 7	LOUISVILLE	H	W	28-20
Oct. 14	at (5) Kentucky	A	L	41-7
Oct. 21	at Western Michigan *	A	W	27-6
Oct. 28	WESTERN RESERVE *	H	W	48-6
Nov. 4	OHIO *	H	W	23-0
Nov. 11	PACIFIC	H	W	14-7
Nov. 18	XAVIER	H	W	33-20
Nov. 25	MIAMI (OH) *	H	L	28-0
Jan. 1	West Texas State ^	N	L	14-13

^ - Sun Bowl - El Paso, Texas

1951 (10-1 OVERALL, 3-0 MAC) • MAC CHAMPIONS

Sept. 15	VMI	H	W	26-7
Sept. 22	at Kansas State	A	W	34-0
Sept. 29	TULSA	H	W	47-35
Oct. 6	HAWAII	H	W	34-0
Oct. 13	LOUISVILLE	H	W	38-0
Oct. 20	WESTERN RESERVE *	H	W	41-0
Oct. 27	TEXAS WESTERN	H	W	53-18
Nov. 3	at Hardin-Simmons	A	W	13-12
Nov. 10	at Ohio *	A	W	40-0
Nov. 17	XAVIER	H	L	26-0
Nov. 24	MIAMI (OH) *	H	W	19-14

1952 (8-1-1 OVERALL, 3-0 MAC) • MAC CHAMPIONS

Sept. 20	DAYTON	H	W	25-0
Sept. 27	KANSAS STATE	H	W	13-6
Oct. 4	at Tulsa	A	T	14-14
Oct. 11	XAVIER	H	W	20-13
Oct. 18	WABASH	H	W	27-7
Oct. 25	KENTUCKY	H	L	14-6
Nov. 1	at Western Reserve *	A	W	41-2
Nov. 8	OHIO *	H	W	41-7
Nov. 15	WASHINGTON & LEE	H	W	54-0
Nov. 27	MIAMI (OH) *	H	W	34-9



2018 CINCINNATI FOOTBALL

ALL-TIME SCORES

1953 [9-1 OVERALL]

Sept. 19	at Tulsa	A	W	14-7
Sept. 26	at Marquette	A	L	31-7
Oct. 3	WILLIAM & MARY	H	W	57-7
Oct. 10	TOLEDO	H	W	41-7
Oct. 17	XAVIER	H	W	20-6
Oct. 24	WESTERN RESERVE	H	W	66-0
Oct. 31	DAYTON	H	W	27-0
Nov. 7	at Louisville	A	W	41-0
Nov. 14	VMI	H	W	67-0
Nov. 26	MIAMI [OH]	H	W	14-0

1954 [8-2 OVERALL]

Sept. 18	at Detroit	A	W	21-13
Sept. 25	DAYTON	H	W	42-13
Oct. 2	TULSA	H	W	40-7
Oct. 9	at Marquette	A	W	30-13
Oct. 16	HARDIN-SIMMONS	H	W	27-13
Oct. 23	XAVIER	H	W	33-0
Oct. 30	PACIFIC	H	W	13-7
Nov. 6	at Arizona State	A	W	34-7
Nov. 13	WICHITA	H	L	13-0
Nov. 25	MIAMI [OH]	H	L	21-9



GEORGE BLACKBURN

6 YEARS - 25-27-6 (.483)

1955 [1-6-2 OVERALL]

Sept. 24	DAYTON	H	L	15-14
Oct. 1	at Pacific	A	L	27-13
Oct. 8	XAVIER	H	L	37-0
Oct. 15	MARQUETTE	H	W	13-12
Oct. 22	at Tulsa	A	T	21-21
Oct. 29	DETROIT	H	T	0-0
Nov. 5	at Wichita	A	L	20-16
Nov. 12	HARDIN-SIMMONS	H	L	53-20
Nov. 24	[16] MIAMI [OH]	H	L	14-0

1956 [4-5 OVERALL]

Sept. 22	DAYTON	H	L	19-13
Sept. 29	TULSA	H	W	7-6
Oct. 6	at Pacific	A	L	21-15
Oct. 13	XAVIER	H	L	34-14
Oct. 20	at Navy	A	L	13-7
Oct. 27	at Marquette	A	W	33-13
Nov. 3	DETROIT	H	W	33-7
Nov. 10	WICHITA	H	W	21-0
Nov. 22	MIAMI [OH]	H	L	27-13

1957 [5-4-1 OVERALL]

Sept. 21	DAYTON	H	T	13-13
Sept. 28	at Wichita	A	W	19-13
Oct. 5	HOUSTON	H	L	7-0
Oct. 12	XAVIER	H	W	23-14
Oct. 19	MARQUETTE	H	W	14-0
Oct. 26	PACIFIC	H	W	7-2
Nov. 2	DETROIT	H	L	20-12
Nov. 9	at Indiana	A	W	21-0
Nov. 16	at Tulsa	A	L	12-7
Nov. 28	MIAMI [OH]	H	L	20-14

1958 [6-2-2 OVERALL]

Sept. 20	DAYTON	H	W	14-0
Sept. 27	WICHITA	H	T	16-16
Oct. 4	[19] HOUSTON	H	L	34-13
Oct. 11	XAVIER	H	W	14-8

Oct. 18	at Pacific	A	W	12-6
Oct. 25	OKLAHOMA STATE	H	L	19-14
Nov. 1	at North Texas State	A	T	8-8
Nov. 8	TULSA	H	W	15-6
Nov. 15	at Marquette	A	W	15-0
Nov. 27	MIAMI [OH]	H	W	18-7

1959 [5-4-1 OVERALL]

Sept. 19	at Oklahoma State	A	W	22-9
Sept. 26	DAYTON	H	W	21-7
Oct. 3	at Houston	A	L	13-12
Oct. 10	NORTH TEXAS STATE	H	L	21-6
Oct. 17	at Wichita	A	T	28-28
Oct. 24	PACIFIC	H	W	21-14
Oct. 31	XAVIER	H	W	28-0
Nov. 7	at Tulsa	A	L	14-7
Nov. 14	MARQUETTE	H	L	35-34
Nov. 26	MIAMI [OH]	H	W	14-7

1960 [4-6 OVERALL]

Sept. 17	HARDIN-SIMMONS	H	W	15-14
Sept. 24	DAYTON	H	W	27-21
Oct. 1	at North Texas State	A	W	21-0
Oct. 7	at Detroit	A	L	14-0
Oct. 15	WICHITA	H	L	25-8
Oct. 22	TULSA	H	L	34-3
Oct. 29	XAVIER	H	L	5-0
Nov. 5	at Houston	A	L	14-0
Nov. 12	at Marquette	A	W	33-13
Nov. 19	MIAMI [OH]	H	L	10-6



CHUCK STUDLEY

6 YEARS - 27-33 (.450)

1961 [3-7 OVERALL]

Sept. 16	DAYTON	H	W	16-12
Sept. 23	at Boston College	A	L	23-0
Sept. 30	at Wichita	A	L	21-13
Oct. 7	XAVIER	H	L	17-12
Oct. 14	AIR FORCE	H	L	8-6
Oct. 21	HOUSTON	H	L	13-7
Oct. 28	NORTH TEXAS STATE	H	W	21-9
Nov. 4	at Tulsa	A	L	19-0
Nov. 18	MIAMI [OH]	H	L	3-7
Nov. 25	DETROIT	H	W	19-13

1962 [2-8 OVERALL, 1-2 MVC]

Sept. 22	DAYTON	H	W	13-0
Sept. 29	INDIANA	H	L	26-6
Oct. 6	WICHITA STATE *	H	W	27-15
Oct. 20	at North Texas *	A	L	14-8
Oct. 27	RICHMOND	H	L	21-20
Nov. 3	TULSA *	H	L	24-18
Nov. 9	at Detroit	A	L	15-14
Nov. 17	MIAMI [OH]	H	L	38-16
Nov. 24	XAVIER	H	L	7-6
Dec. 1	at Houston	A	L	42-14

1963 [6-4 OVERALL, 2-1 MVC] • MVC CO-CHAMPIONS

Sept. 21	DRAKE	H	W	28-0
Sept. 28	at Army	A	L	22-0
Oct. 5	XAVIER	H	W	35-22
Oct. 12	at Tulsa *	A	W	21-15
Oct. 19	DETROIT	H	W	35-0
Oct. 26	at Indiana	A	L	20-6

Nov. 2	DAYTON	H	W	35-8
Nov. 9	NORTH TEXAS *	H	W	39-7
Nov. 16	at Wichita State *	A	L	23-20
Nov. 28	MIAMI [OH]	H	L	21-19

1964 [8-2 OVERALL, 3-0 MVC] • MVC CHAMPIONS

Sept. 26	DAYTON	H	W	20-10
Oct. 2	at Detroit	A	W	19-0
Oct. 10	XAVIER	H	W	35-6
Oct. 17	at Boston College	A	L	10-0
Oct. 24	TULSA *	H	W	28-23
Oct. 31	GEORGE WASHINGTON	H	L	17-15
Nov. 7	at North Texas *	A	W	27-6
Nov. 14	at Wichita State *	A	W	19-7
Nov. 21	MIAMI [OH]	H	W	28-14
Nov. 28	at Houston	A	W	20-6

1965 [5-5 OVERALL, 1-2 MVC]

Sept. 18	DAYTON	H	W	28-0
Sept. 24	at Houston	A	L	21-6
Oct. 2	WICHITA STATE *	H	W	14-6
Oct. 9	XAVIER	H	L	14-3
Oct. 15	at George Washington	A	W	13-3
Oct. 23	at Tulsa *	A	L	49-6
Oct. 30	NORTH TEXAS *	H	L	28-24
Nov. 6	at Kansas State	A	W	21-14
Nov. 13	SOUTH DAKOTA	H	W	41-0
Nov. 20	MIAMI [OH]	H	L	37-7

1966 [3-7 OVERALL, 2-2 MVC]

Sept. 24	DAYTON	H	L	23-7
Oct. 1	at Wichita State *	A	W	20-6
Oct. 8	XAVIER	H	L	25-13
Oct. 15	at Tulane	A	L	28-21
Oct. 22	KANSAS STATE	H	W	28-14
Oct. 29	TULSA *	H	L	13-0
Nov. 5	at North Texas *	A	L	35-13
Nov. 12	LOUISVILLE *	H	W	17-3
Nov. 19	at Memphis	A	L	26-14
Nov. 26	MIAMI [OH]	H	L	28-8



HOMER RICE

2 YEARS - 8-10-1 (.463)

1967 [3-6 OVERALL, 2-2 MVC]

Sept. 23	DAYTON	H	L	27-13
Sept. 30	at Memphis	A	L	17-0
Oct. 7	WICHITA STATE *	H	W	14-6
Oct. 14	XAVIER	H	L	15-10
Oct. 21	at Tulsa *	A	L	35-6
Oct. 28	NORTH TEXAS *	H	L	34-14
Nov. 4	BOSTON COLLEGE	H	W	27-21
Nov. 11	at Louisville *	A	W	13-7
Nov. 18	MIAMI [OH]	H	L	27-14

1968 [5-4-1 OVERALL, 2-2 MVC]

Sept. 21	at Texas Tech	A	T	10-10
Sept. 28	XAVIER	H	W	17-14
Oct. 4	at [12] Houston	A	L	71-33
Oct. 12	TAMPA	H	W	31-28
Oct. 19	at Wichita State *	A	W	40-27
Oct. 26	TULSA *	H	L	34-27
Nov. 2	at North Texas *	A	L	55-34
Nov. 9	LOUISVILLE *	H	W	37-7
Nov. 16	OHIO	H	L	60-48
Nov. 23	MIAMI [OH]	H	W	23-21



RAY CALLAHAN

4 YEARS - 20-23 (.465)

1969 (4-6 OVERALL, 2-3 MVC)

Sept. 13	at West Virginia	A	L	57-11
Sept. 20	WILLIAM & MARY	H	W	26-18
Oct. 4	XAVIER	H	W	17-14
Oct. 11	MEMPHIS *	H	L	52-6
Oct. 18	WICHITA STATE *	H	W	21-14
Oct. 25	at Tulsa *	A	L	40-24
Nov. 1	NORTH TEXAS *	H	L	31-30
Nov. 8	at Louisville *	A	W	31-21
Nov. 15	at Ohio	A	L	46-6
Nov. 22	MIAMI [OH]	H	L	36-20

1970 (7-4 OVERALL)

Sept. 12	at Tulsa	A	L	7-3
Sept. 19	DAYTON [RS]	H	W	13-7
Sept. 26	at William & Mary	A	W	17-10
Oct. 2	TULANE	H	L	6-3
Oct. 10	XAVIER	H	W	42-0
Oct. 24	OHIO	H	W	29-21
Oct. 31	at Wichita State	A	W	35-5
Nov. 7	at North Texas State	A	W	30-10
Nov. 14	LOUISVILLE	H	L	28-14
Nov. 21	MIAMI [OH]	H	W	33-0
Nov. 28	at Memphis	A	L	14-10



TONY MASON

4 YEARS - 26-18 (.591)

1971 (7-4 OVERALL)

Sept. 11	at Dayton	A	L	16-3
Sept. 18	KENT	H	W	42-20
Sept. 25	HOUSTON	H	L	12-3
Oct. 2	at Texas A&M	A	W	17-0
Oct. 9	XAVIER	H	W	30-7
Oct. 16	WICHITA STATE	H	W	20-7
Oct. 30	MEMPHIS	H	L	45-21
Nov. 6	NORTH TEXAS STATE	H	W	40-7
Nov. 13	OHIO	H	W	23-15
Nov. 20	at Miami [OH]	A	L	43-7
Nov. 27	at Louisville	A	W	19-16

1972 (2-9 OVERALL)

Sept. 9	at Indiana State	A	W	10-7
Sept. 16	at [2] Colorado	A	L	56-14
Sept. 23	XAVIER	H	L	19-7
Sept. 30	VILLANOVA	H	W	14-7
Oct. 7	OHIO	H	L	28-14
Oct. 14	at Wichita State	A	L	20-17
Oct. 28	LOUISVILLE	H	L	38-13
Nov. 4	at North Texas State	A	L	27-25
Nov. 11	at Memphis	A	L	49-24
Nov. 18	MIAMI [OH]	H	L	23-0
Nov. 25	at Houston	A	L	49-0

1973 (4-7 OVERALL)

Sept. 15	XAVIER	H	W	40-7
Sept. 22	at Villanova	A	L	14-7
Sept. 29	at Tulsa	A	L	16-13
Oct. 6	at Temple	A	L	16-15
Oct. 13	S.W. LOUISIANA	H	W	27-0
Oct. 20	WICHITA STATE	H	W	27-6
Oct. 27	at Louisville	A	L	10-8

Nov. 3	NORTH TEXAS STATE	H	W	52-3
Nov. 10	at Ohio	A	L	14-8
Nov. 17	at [17] Miami [OH]	A	L	6-0
Nov. 24	MEMPHIS	H	L	17-13

1974 (7-4 OVERALL)

Sept. 14	at Washington	A	L	21-17
Sept. 21	at Rice	A	W	28-21
Sept. 28	LOUISVILLE	H	W	7-6
Oct. 12	at Memphis	A	L	13-7
Oct. 19	at Wichita State	A	W	43-0
Oct. 25	at Houston	A	L	27-6
Nov. 2	TEMPLE	H	W	22-20
Nov. 9	OHIO	H	W	35-13
Nov. 16	[12] MIAMI [OH]	H	L	27-7
Nov. 23	CHATTANOOGA	H	W	35-20
Nov. 30	LOUISIANA-MONROE	H	W	20-7

1975 (6-5 OVERALL)

Sept. 13	RICHMOND	H	W	19-6
Sept. 20	MEMPHIS	H	W	13-3
Sept. 27	at Louisville	A	W	46-27
Oct. 4	at Temple	A	L	21-17
Oct. 11	at Tulsa	A	L	24-16
Oct. 18	ARKANSAS STATE	H	L	14-9
Oct. 25	SW LOUISIANA	H	W	23-17
Nov. 1	HOUSTON	H	W	28-23
Nov. 8	[16] MARYLAND [RS]	H	L	21-19
Nov. 15	at Ohio	A	W	6-5
Nov. 22	at [16] Miami [OH]	A	L	21-13

1976 (9-2 OVERALL)

Sept. 11	at Tulane	A	W	21-14
Sept. 18	**at SW Louisiana	A	L	7-3
Sept. 25	MIAMI [OH]	H	W	17-0
Oct. 2	at Southern Miss	A	W	28-21
Oct. 9	at Arizona State	A	W	14-0
Oct. 16	TULSA	H	W	16-7
Oct. 23	at [10] Georgia	A	L	31-17
Oct. 30	at [5] Maryland	A	L	21-0
Nov. 6	OHIO	H	W	35-0
Nov. 13	VANDERBILT	H	W	33-7
Nov. 20	LOUISVILLE	H	W	20-6

** - Later won by forfeit



RALPH STAUB

4 YEARS - 14-28-2 (.341)

1977 (5-4-2 OVERALL)

Sept. 10	NORTHWESTERN ST	H	W	41-0
Sept. 17	at Louisville	A	T	17-17
Sept. 24	LOUISIANA-MONROE	H	W	63-0
Oct. 1	SOUTHERN MISS	H	W	17-6
Oct. 8	at Florida State	A	L	14-0
Oct. 15	at Tulane	A	L	16-13
Oct. 22	TULSA	H	W	28-0
Oct. 29	TEMPLE	H	T	17-17
Nov. 5	at Ohio	A	W	38-26
Nov. 19	at Vanderbilt	A	L	13-9
Nov. 24	MIAMI [OH]	H	L	12-7

1978 (5-6 OVERALL)

Sept. 16	SOUTHERN MISS	H	W	26-14
Sept. 23	LOUISVILLE	H	L	28-14
Sept. 30	at Richmond	A	L	51-28
Oct. 7	at [18] Florida State	A	L	26-21
Oct. 14	at Temple	A	L	16-13
Oct. 21	TULSA	H	L	27-26
Oct. 28	at SW Louisiana	A	W	38-13
Nov. 4	LOUISIANA-MONROE	H	W	20-7
Nov. 11	OHIO	H	W	35-0
Nov. 18	at Miami [OH]	A	L	28-24
Nov. 25	at Memphis	A	W	34-14

1979 (2-9 OVERALL)

Sept. 15	at Southern Miss	A	L	24-6
Sept. 22	at Louisville	A	L	22-19
Sept. 29	VILLANOVA	H	W	27-13
Oct. 6	at [18] North Carolina	A	L	35-14
Oct. 13	at Pittsburgh	A	L	35-0
Oct. 20	at Temple	A	L	35-20
Oct. 27	RICHMOND	H	W	17-14
Nov. 3	[6] FLORIDA STATE	H	L	26-21
Nov. 10	OHIO	H	L	27-7
Nov. 17	at Miami [OH]	A	L	27-14
Nov. 24	at Memphis	A	L	23-17

1980 (2-9 OVERALL)

Sept. 6	at West Virginia	A	L	41-27
Sept. 13	at Tulsa	A	L	31-13
Sept. 20	at Rutgers	A	L	24-7
Sept. 27	WICHITA STATE	H	L	13-8
Oct. 4	at Villanova	A	L	23-6
Oct. 11	at [17] South Carolina	A	L	49-7
Oct. 18	at Temple	A	L	23-7
Oct. 25	at Richmond	A	L	24-10
Nov. 1	MEMPHIS	H	W	14-10
Nov. 8	at Louisville	A	L	20-0



MIKE GOTTFRIED

2 YEARS - 12-10 (.545)

Nov. 22	MIAMI [OH]	H	W	23-13
---------	------------	---	---	-------

1981 (6-5 OVERALL)

Sept. 5	YOUNGSTOWN STATE	H	L	19-13
Sept. 12	at [9] Penn State	A	L	52-0
Sept. 19	at [7] Pittsburgh	A	L	38-7
Sept. 26	RUTGERS	H	W	10-0
Oct. 3	at Ohio	A	W	19-9
Oct. 10	RICHMOND	H	W	27-18
Oct. 17	TEMPLE	H	L	24-13
Oct. 24	TULANE	H	W	17-13
Oct. 31	MEMPHIS	H	W	38-7
Nov. 14	LOUISVILLE	H	W	24-0
Nov. 21	at Miami [OH]	A	L	7-3

1982 (6-5 OVERALL)

Sept. 4	at Florida State	A	L	38-31
Sept. 11	LOUISVILLE [RS]	H	W	38-16
Sept. 25	YOUNGSTOWN STATE	H	W	52-3
Oct. 2	at South Carolina	A	L	37-10
Oct. 9	LONG BEACH ST. [RS]	H	W	34-14
Oct. 16	at Memphis	A	W	16-7
Oct. 23	at [7] Alabama	A	L	21-3
Oct. 30	at Temple	A	L	41-7
Nov. 13	MORGAN STATE [RS]	H	W	52-0
Nov. 18	MIAMI [OH] [RS]	H	W	20-10



2018 CINCINNATI FOOTBALL

ALL-TIME SCORES



WATSON BROWN

1 YEAR - 4-6-1 (.409)

1983 [4-6-1 OVERALL]

Sept. 10	at [20] Penn State	A	W	14-3
Sept. 17	OKLAHOMA STATE	H	L	27-17
Sept. 24	at Louisville	A	L	31-23
Oct. 1	CORNELL [RS]	H	W	48-20
Oct. 8	TEMPLE [RS]	H	W	31-16
Oct. 15	at Florida State	A	L	43-17
Oct. 22	[8] MIAMI [FL] [RS]	H	L	17-7
Oct. 29	at Kentucky	A	T	13-13
Nov. 5	RUTGERS [RS]	H	W	18-7
Nov. 12	MEMPHIS [RS]	H	L	43-10



DAVE CURREY

5 YEARS - 19-36 (.345)

Nov. 19	at Miami [OH]	A	L	14-10
---------	---------------	---	---	-------

1984 [2-9 OVERALL]

Sept. 8	AKRON	H	W	28-27
Sept. 15	YOUNGSTOWN STATE	H	L	27-23
Sept. 22	at Memphis	A	L	47-7
Sept. 29	at Rutgers	A	L	43-15
Oct. 13	[10] MIAMI [FL] [RS]	H	L	49-25
Oct. 20	at [17] Florida	A	L	48-17
Oct. 27	LOUISVILLE [RS]	H	W	40-21
Nov. 3	at Temple	A	L	42-10
Nov. 10	at [20] Auburn	A	L	60-0
Nov. 17	ALABAMA [RS]	H	L	29-7
Nov. 22	MIAMI [OH] [RS]	H	L	31-26

1985 [5-6 OVERALL]

Aug. 31	VIRGINIA TECH	H	W	31-14
Sept. 7	AUSTIN PEAY	H	W	31-9
Sept. 14	at Youngstown State	A	W	29-27
Sept. 21	at Alabama	A	L	45-10
Sept. 28	at Kentucky	A	L	27-7
Oct. 5	TEMPLE [RS]	H	L	28-16
Oct. 12	at Miami [FL]	A	L	38-0
Oct. 19	at Louisville	A	W	31-9
Oct. 26	BOSTON COLLEGE [RS]	H	W	24-17
Nov. 9	[2] PENN STATE [RS]	H	L	31-10
Nov. 23	at Miami [OH]	A	L	16-10

1986 [5-6 OVERALL]

Sept. 6	at Virginia Tech	A	W	24-20
Sept. 13	MIAMI [OH] [RS]	H	W	45-38
Sept. 20	at Rutgers	A	L	48-28
Sept. 27	KENTUCKY [RS]	H	L	37-20
Oct. 4	LOUISVILLE	H	W	24-17
Oct. 11	at [5] Penn State	A	L	23-17
Oct. 18	[1] MIAMI [FL]	H	L	45-13
Oct. 25	at Wichita State	A	W	24-19
Nov. 1	INDIANA STATE	H	W	46-14
Nov. 8	at [9] Auburn	A	L	52-7
Nov. 15	at East Carolina	A	L	32-19

1987 [4-7 OVERALL]

Sept. 5	RUTGERS	H	L	10-7
Sept. 12	at Louisville	A	W	25-0
Sept. 19	at [20] Penn State	A	L	41-0
Sept. 26	MIAMI [OH]	H	W	31-26
Oct. 10	at East Carolina	A	L	56-28

Oct. 17	at West Virginia	A	L	45-17
Oct. 24	[3] MIAMI [FL] [RS]	H	L	48-10
Oct. 31	TENNESSEE TECH	H	W	38-17
Nov. 7	at Indiana State	A	L	40-16
Nov. 14	AUSTIN PEAY	H	W	42-10
Nov. 21	at Virginia Tech	A	L	21-20

1988 [3-8 OVERALL]

Sept. 10	at Boston College	A	L	41-7
Sept. 17	AUSTIN PEAY	H	W	52-7
Sept. 24	at Miami [OH]	A	W	34-18
Oct. 1	at Rutgers	A	L	38-9
Oct. 8	at Penn State	A	L	35-9
Oct. 15	VIRGINIA TECH	H	L	41-14
Oct. 22	at [3] Miami [FL]	A	L	57-3
Oct. 29	LOUISVILLE	H	L	21-6
Nov. 5	[4] WEST VIRGINIA [RS]	H	L	51-13
Nov. 12	INDIANA STATE	H	W	40-21



TIM MURPHY

5 YEARS - 17-37-1 (.318)

Nov. 19	EAST CAROLINA	H	L	49-14
---------	---------------	---	---	-------

1989 [1-9-1 OVERALL]

Sept. 2	RUTGERS	H	T	17-17
Sept. 16	EAST CAROLINA	H	L	21-14
Sept. 23	at Miami [OH]	A	W	30-14
Sept. 30	at Louisville	A	L	37-17
Oct. 7	at [2] Miami [FL]	A	L	56-0
Oct. 14	MEMPHIS	H	L	34-17
Oct. 21	at [18] West Virginia	A	L	69-3
Oct. 28	at Akron	A	L	31-0
Nov. 4	at Kentucky	A	L	31-0
Nov. 11	MOREHEAD STATE	H	L	13-10
Nov. 18	NORTHERN ILLINOIS	H	L	56-3

1990 [1-10 OVERALL]

Sept. 2	BOWLING GREEN [RS]	H	L	34-20
Sept. 8	at Central Michigan	A	L	34-0
Sept. 15	at Iowa	A	L	63-10
Sept. 22	MIAMI [OH] [RS]	H	L	16-12
Sept. 29	at Kent State	A	W	27-24
Oct. 13	at West Virginia	A	L	28-20
Oct. 20	at East Carolina	A	L	56-32
Oct. 27	at Tulane	A	L	49-7
Nov. 3	[25] LOUISVILLE [RS]	H	L	41-16
Nov. 10	at [12] Florida State	A	L	70-21
Nov. 17	at Alabama	A	L	45-7

1991 [4-7 OVERALL]

Sept. 7	at [5] Penn State	A	L	81-0
Sept. 14	at North Carolina	A	L	51-16
Sept. 21	at Bowling Green	A	L	20-16
Sept. 28	MIAMI [OH]	H	L	22-9
Oct. 5	at Louisville	A	W	30-7
Oct. 12	at Kent State	A	W	38-19
Oct. 19	at Virginia Tech	A	L	56-9
Oct. 26	SOUTHERN MISS.	H	W	17-7
Nov. 2	at Kentucky	A	L	20-17
Nov. 9	MIDDLE TENNESSEE ST.	H	W	30-10
Nov. 23	[13] EAST CAROLINA	H	L	30-19

1992 [3-8 OVERALL]

Sept. 5	[8] PENN STATE	H	L	24-20
Sept. 19	at Miami [OH]	A	L	17-14
Sept. 26	at [8] Tennessee	A	L	40-0

Oct. 3	KENT STATE	H	W	31-0
Oct. 10	at Memphis	A	L	34-14
Oct. 17	at East Carolina	A	L	42-21
Oct. 24	at Southern Miss.	A	L	31-17
Oct. 31	LOUISVILLE	H	L	27-17
Nov. 7	RUTGERS	H	W	26-24
Nov. 14	KENTUCKY	H	W	17-13
Nov. 21	AKRON	H	L	24-22

1993 [8-3 OVERALL]

Sept. 4	AUSTIN PEAY	H	W	42-10
Sept. 11	at Bowling Green	A	L	21-7
Sept. 18	MIAMI [OH]	H	W	30-23
Sept. 25	at [11] Syracuse	A	L	24-21
Oct. 2	at Tulsa	A	W	22-15
Oct. 9	at Vanderbilt	A	L	17-7
Oct. 16	BALL STATE	H	W	44-12
Oct. 23	at Toledo	A	W	31-24
Oct. 30	MEMPHIS	H	W	23-20
Nov. 13	at Houston	A	W	41-17



RICK MINTER

10 YEARS - 53-63-1 (.457)

Nov. 20	EAST CAROLINA	H	W	34-14
---------	---------------	---	---	-------

1994 [2-8-1 OVERALL]

Sept. 3	at Indiana	A	L	28-3
Sept. 10	SYRACUSE	H	L	34-19
Sept. 17	at Miami [OH]	A	T	17-17
Oct. 1	BOWLING GREEN	H	L	38-0
Oct. 8	VANDERBILT	H	L	34-24
Oct. 15	at Rutgers	A	L	14-9
Oct. 22	at Memphis	A	L	26-3
Oct. 29	at East Carolina	A	L	35-21
Nov. 5	TROY STATE	H	W	28-24
Nov. 12	at Wisconsin	A	L	38-7
Nov. 19	TULSA	H	W	28-13

1995 [6-5 OVERALL]

Sept. 2	at Kansas	A	L	23-18
Sept. 9	KANSAS STATE	H	L	23-21
Sept. 16	at Virginia Tech	A	W	16-0
Sept. 23	at Miami [OH]	A	L	23-16
Sept. 30	TOLEDO	H	L	45-31
Oct. 7	EAST CAROLINA	H	W	13-10
Oct. 14	SOUTHERN MISS	H	W	16-13
Oct. 21	MEMPHIS	H	W	28-3
Oct. 28	at Northern Illinois	A	W	55-19
Nov. 11	at Kentucky	A	L	33-14
Nov. 18	at Tulsa	A	W	24-5

1996 [6-5 OVERALL, 2-3 C-USA]

Aug. 30	TULANE *	H	L	34-14
Sept. 7	KENTUCKY	H	W	24-3
Sept. 14	at [17] Kansas State	A	L	35-0
Sept. 28	MIAMI [OH]	H	W [30T]	30-23
Oct. 5	at Memphis *	A	L	18-16
Oct. 12	BOSTON COLLEGE	H	L	24-17
Oct. 19	HOUSTON *	H	W	31-20
Oct. 26	at Louisville *	A	W	10-7
Nov. 2	at Southern Miss *	A	L	21-17
Nov. 16	at UAB	A	W	34-14
Nov. 23	LOUISIANA-MONROE	H	W	35-13

2018 CINCINNATI FOOTBALL

ALL-TIME SCORES

1997 [8-4 OVERALL, 2-4 C-USA]

Aug. 28	TULSA	H	W	34-24
Sept. 6	at Tulane *	A	L	31-17
Sept. 20	KANSAS	H	W	34-7
Sept. 27	at Boston College	A	W	24-6
Oct. 4	MEMPHIS *	H	W	20-17
Oct. 11	UAB	H	W	33-29
Oct. 18	at Houston *	A	L [2OT]	41-38
Oct. 25	at Miami [OH]	A	W [2OT]	34-31
Nov. 1	[24] SOUTHERN MISS *	H	L	24-17
Nov. 8	LOUISVILLE *	H	W	28-9
Nov. 13	at East Carolina *	A	L	14-7
Dec. 29	Utah State ^	N	W	35-19

^--Humanitarian Bowl, Boise Idaho

1998 [2-9 OVERALL, 1-5 C-USA]

Sept. 5	TULANE *	H	L	52-34
Sept. 12	MIAMI [FL]	H	L	38-12
Sept. 19	at Army *	A	L	37-20
Sept. 26	INDIANA	H	L	48-14
Oct. 3	at Louisville *	A	L	62-19
Oct. 10	at [24] Syracuse	A	L	63-21
Oct. 17	at Memphis *	A	L	41-23
Oct. 24	MIAMI [OH]	H	L	41-0
Nov. 5	EAST CAROLINA *	H	L	24-21
Nov. 14	HOUSTON *	H	W	44-43
Nov. 21	at Arkansas State	A	W	51-7

1999 [3-8 OVERALL, 0-6 C-USA]

Sept. 4	KENT STATE	H	W	41-3
Sept. 11	TROY STATE	H	L	31-24
Sept. 18	[9] WISCONSIN	H	W	17-12
Sept. 25	at [12] Ohio State	A	L	34-20
Oct. 9	at Houston *	A	L	23-20
Oct. 16	UAB *	H	L [OT]	24-21
Oct. 23	at [21] Southern Miss*	A	L	28-20
Oct. 30	at Miami [OH]	A	W	52-42
Nov. 6	LOUISVILLE *	H	L	23-13
Nov. 13	at [24] East Carolina*	A	L	48-34
Nov. 20	MEMPHIS *	H	L	21-13

2000 [7-5 OVERALL, 5-2 C-USA]

Sept. 4	ARMY *	H	W	23-17
Sept. 9	SYRACUSE	H	W	12-10
Sept. 16	at [4] Wisconsin	A	L [OT]	28-25
Sept. 23	at Indiana	A	L	42-6
Sept. 30	at Tulane *	A	L	24-19
Oct. 7	HOUSTON *	H	W	48-31
Oct. 14	at Louisville *	A	L	38-24
Oct. 28	MIAMI [OH]	H	W	45-15
Nov. 4	UAB *	H	W	33-21
Nov. 11	at Memphis *	A	W [OT]	13-10
Nov. 18	[24] SOUTHERN MISS *	H	W	27-24
Dec. 27	vs. Marshall ^	N	L	25-14

^--Motor City Bowl, Detroit, Mich.

2001 [7-5 OVERALL, 5-2 C-USA]

Sept. 2	PURDUE	H	L	19-14
Sept. 8	at Army *	A	W	27-24
Sept. 22	at Miami [OH]	A	L	21-14
Oct. 6	TULANE *	H	W	46-33
Oct. 13	at UAB *	A	W	31-17
Oct. 20	at Houston *	A	W	29-28
Oct. 27	LOUISVILLE *	H	L	28-13
Nov. 3	CONNECTICUT	H	W	45-28
Nov. 10	EAST CAROLINA *	H	L	28-26
Nov. 24	at Memphis *	A	W	36-34

Dec. 1	LOUISIANA-MONROE *	H	W	42-10
Dec. 29	[25] Toledo ^	N	L	23-16

^--Motor City Bowl, Detroit, Mich.

2002 [7-7 OVERALL, 6-2 C-USA] • C-USA CO-CHAMPIONS

Sept. 2	TCU *	H	W [OT]	36-29
Sept. 14	WEST VIRGINIA	H	L	35-32
Sept. 21	[6] OHIO STATE [PBS]	H	L	23-19
Sept. 28	at Temple	A	W	35-22
Oct. 5	MIAMI [OH]	H	L	31-26
Oct. 12	at Tulane *	A	L	35-17
Oct. 19	at Southern Miss *	A	L	23-14
Oct. 26	MEMPHIS *	H	W	48-10
Nov. 7	at Louisville *	A	W	24-14
Nov. 16	HOUSTON *	H	W	47-14
Nov. 23	at Hawai'i	A	L	20-19
Nov. 30	UAB *	H	W	31-23
Dec. 6	at East Carolina *	A	W	42-26
Dec. 17	North Texas^	N	L	24-19

^--New Orleans Bowl, New Orleans, La.

2003 [5-7 OVERALL, 2-6 C-USA]

Sept. 1	EAST CAROLINA*	H	W	40-3
Sept. 13	at West Virginia	A	W	15-13
Sept. 20	TEMPLE [30T]	H	W	30-24
Sept. 27	at Miami [OH]	A	L	42-37
Oct. 4	SOUTHERN MISS*	H	L	22-20
Oct. 11	at UAB*	A	L	31-14
Oct. 25	ARMY*	H	W	33-29
Oct. 31	at USF* [20T]	A	L	24-17
Nov. 8	RHODE ISLAND	H	W	31-24
Nov. 15	at [9] TCU*	A	L	43-10
Nov. 22	at Memphis*	A	L	21-16



MARK DANTONIO

3 YEARS - 18-17 (.514)

Nov. 27	LOUISVILLE*	H	L	43-40
---------	-------------	---	---	-------

2004 [7-5 OVERALL, 5-3 C-USA]

Sept. 4	at [9] Ohio State	A	L	27-6
Sept. 11	MIAMI [OH]	H	W	45-26
Sept. 18	at Syracuse	A	L	19-7
Sept. 25	at East Carolina*	A	W	24-19
Oct. 2	UAB*	H	L	30-27
Oct. 9	at Army*	A	L	48-29
Oct. 23	MEMPHIS*	H	W	49-10
Oct. 30	TCU*	H	W	21-10
Nov. 6	at [21] Southern Miss*	A	W	52-24
Nov. 20	USF*	H	W	45-23
Nov. 27	at [7] Louisville*	A	L	70-7
Dec. 23	vs. Marshall ^	N	W	32-14

^--Fort Worth Bowl, Fort Worth, Texas

2005 [4-7 OVERALL, 2-5 BIG EAST]

Sept. 1	EASTERN MICHIGAN	H	W	28-26
Sept. 10	at Penn State	A	L	42-24
Sept. 17	WESTERN CAROLINA	H	W	7-3
Sept. 28	at Miami [OH]	A	L	44-16
Oct. 8	at Pittsburgh*	A	L	38-20
Oct. 15	CONNECTICUT*	H	W	28-17
Oct. 22	LOUISVILLE*	H	L	46-22
Oct. 29	at Syracuse*	A	W	22-16
Nov. 9	[16] WEST VIRGINIA*	H	L	38-0
Nov. 19	at USF*	A	L	31-16
Nov. 26	at Rutgers*	A	L	44-9

2006 [8-5 OVERALL, 4-3 BIG EAST]

Sept. 2	EASTERN KENTUCKY	H	W	31-0
Sept. 8	PITTSBURGH*	H	L	33-15
Sept. 16	at [1] Ohio State	A	L	37-7
Sept. 23	at [11] Virginia Tech	A	L	29-13
Sept. 30	MIAMI [OH]	H	W	24-10
Oct. 7	AKRON	H	W	20-14
Oct. 14	at [7] Louisville*	A	L	23-17
Oct. 22	USF*	H	W	23-6
Oct. 28	SYRACUSE*	H	W	17-3
Nov. 11	at [10] West Virginia*	A	L	42-24
Nov. 18	[7] RUTGERS*	H	W	30-11
Nov. 25	at Connecticut*	A	W	26-23
Jan. 6	vs. Western Michigan^	N	W	27-24



BRIAN KELLY

3 YEARS - 34-6 (.850)

^--International Bowl, Toronto, Canada

2007 [10-3 OVERALL, 4-3 BIG EAST]

Aug. 30	SE MISSOURI STATE	H	W	59-3
Sept. 6	OREGON STATE	H	W	34-3
Sept. 15	at Miami [OH]	A	W	47-10
Sept. 22	MARSHALL	H	W	40-14
Sept. 29	at San Diego State	A	W	52-23
Oct. 6	at [21] Rutgers*	A	W	28-23
Oct. 13	LOUISVILLE*	H	L	28-24
Oct. 20	at Pittsburgh*	A	L	24-17
Nov. 3	at [20] USF*	A	W	38-33
Nov. 10	[16] CONNECTICUT*	H	W	27-3
Nov. 17	[5] WEST VIRGINIA*	H	L	28-23
Nov. 24	at Syracuse*	A	W	52-31
Dec. 22	vs. Southern Miss^	N	W	31-21

^--PapaJohns.com Bowl, Birmingham, Ala.

2008 [11-3 OVERALL, 5-1 BIG EAST] • BIG EAST CHAMPIONS

Aug. 28	EASTERN KENTUCKY	H	W	40-7
Sept. 6	at [4] Oklahoma	A	L	52-26
Sept. 20	MIAMI [OH]	H	W	45-20
Sept. 27	at Akron	A	W	17-15
Oct. 3	at Marshall	A	W	33-10
Oct. 11	RUTGERS*	H	W	13-10
Oct. 25	at Connecticut*	A	L	40-16
Oct. 30	[23] USF*	H	W	24-10
Nov. 8	at [20] West Virginia*	A	W	26-23 [OT]
Nov. 14	at Louisville*	A	W	28-20
Nov. 22	PITTSBURGH*	H	W	28-21
Nov. 29	SYRACUSE*	H	W	30-10
Dec. 6	at Hawai'i	A	W	29-24
Jan. 1	vs. [19] Virginia Tech^	N	L	20-7

^--FedEx Orange Bowl, Miami Gardens, Fla.

2009 [12-1 OVERALL, 6-0 BIG EAST] • BIG EAST CHAMPIONS

Sept. 7	at Rutgers *	A	W	47-15
Sept. 12	SE MISSOURI ST.	H	W	70-3
Sept. 19	at [24] Oregon State	A	W	28-18
Sept. 26	FRESNO STATE	H	W	28-20
Oct. 3	at Miami [OH]	A	W	37-13
Oct. 15	at [21] USF *	A	W	34-17
Oct. 24	LOUISVILLE *	H	W	41-10
Oct. 31	at Syracuse *	A	W	28-7
Nov. 7	CONNECTICUT *	H	W	47-45
Nov. 13	[23] WEST VIRGINIA *	H	W	24-21
Nov. 27	ILLINOIS	H	W	49-36
Dec. 5	at [14] Pittsburgh *	A	W	45-44
Jan. 1	vs. [5] Florida^	N	L	51-24

^--Allstate Sugar Bowl, New Orleans, La.



2018 CINCINNATI FOOTBALL

ALL-TIME SCORES

	BUTCH JONES
3 YEARS - 24-14 (.632)	

2010 (4-8 OVERALL, 2-5 BIG EAST)

Sept. 4	at Fresno State	A	L	28-14
Sept. 11	INDIANA STATE	H	W	40-7
Sept. 16	at NC State	A	L	30-19
Sept. 25	(8/9) OKLAHOMA (PBS)	H	L	31-29
Oct. 9	MIAMI (OH)	H	W	45-3
Oct. 15	at Louisville *	A	W	35-27
Oct. 22	USF *	H	L	38-30
Oct. 30	SYRACUSE *	H	L	31-7
Nov. 13	at West Virginia *	A	L	30-10
Nov. 20	RUTGERS *	H	W	69-38
Nov. 27	at Connecticut *	A	L	38-17
Dec. 4	PITTSBURGH *	H	L	28-10

2011 (10-3 OVERALL, 5-2 BIG EAST) • BIG EAST CHAMPIONS

Sept. 3	AUSTIN PEAY	H	W	72-10
Sept. 10	at Tennessee	A	L	45-23
Sept. 17	AKRON	H	W	59-14
Sept. 22	NC STATE	H	W	44-14
Oct. 1	at Miami (OH)	A	W	27-0
Oct. 15	LOUISVILLE * (PBS)	H	W	25-16
Oct. 22	at USF *	A	W	37-34
Nov. 5	at Pittsburgh *	A	W	26-23
Nov. 12	WEST VIRGINIA * (PBS)	H	L	24-21
Nov. 19	at Rutgers *	A	L	20-3
Nov. 26	at Syracuse *	A	W	30-3
Dec. 3	CONNECTICUT *	H	W	35-27
Dec. 31	vs. Vanderbilt ^	N	W	31-24

^—AutoZone Liberty Bowl, Memphis, Tenn.

2012 (10-3 OVERALL, 5-2 BIG EAST) • BIG EAST CHAMPIONS

Sept. 6	PITTSBURGH*	H	W	34-10
Sept. 15	DELAWARE STATE	H	W	23-7
Sept. 29	vs. (25) Virginia Tech!	N	W	27-24
Oct. 6	MIAMI (OH)	H	W	52-14
Oct. 13	FORDHAM	H	W	49-17
Oct. 20	at Toledo	A	L	29-23
Oct. 26	at (14) Louisville*	A	L	34-31 (OT)
Nov. 3	SYRACUSE*	H	W	35-24
Nov. 10	at Temple*	A	W	34-10
Nov. 17	(20) RUTGERS*	H	L	10-3
Nov. 23	USF*	H	W	27-10
Dec. 1	at Connecticut*	A	W	34-17
Dec. 27	vs. Duke^	N	W	48-34

!—at FedEx Field, Landover, Md. | ^—Belk Bowl, Charlotte, N.C.

	TOMMY TUBERVILLE
3 YEARS - 29-22 (.568)	

2013 (9-4 OVERALL, 6-2 AMERICAN)

Aug. 31	PURDUE	H	W	42-7
Sept. 7	at Illinois	A	L	45-17
Sept. 14	NORTHWESTERN STATE	H	W	66-9
Sept. 21	at Miami (Ohio)	A	W	14-0
Oct. 5	at USF *	A	L	26-20
Oct. 11	TEMPLE *	H	W	38-20
Oct. 19	CONNECTICUT *	H	W	41-16
Oct. 30	at Memphis *	A	W	34-21
Nov. 9	SMU *	H	W	28-25
Nov. 16	at Rutgers *	A	W	52-17
Nov. 23	at Houston *	A	W	24-17
Dec. 5	(16) LOUISVILLE *	H	L	31-24 (OT)
Dec. 28	vs. North Carolina ^	N	L	39-17

^—Belk Bowl, Charlotte, N.C.

2014 (9-4 OVERALL, 7-1 AMERICAN) • AMERICAN CHAMPIONS

Sept. 12	TOLEDO	H	W	58-34
Sept. 20	MIAMI (OHIO)	H	W	31-24
Sept. 27	at Ohio State	A	L	50-28
Oct. 4	MEMPHIS *	H	L	41-14
Oct. 11	at Miami (Fla.)	A	L	55-34
Oct. 18	at SMU *	A	W	41-3
Oct. 24	USF *	H	W	34-17
Oct. 31	at Tulane *	A	W	38-14
Nov. 13	EAST CAROLINA *	H	W	54-46
Nov. 22	at UConn *	A	W	41-0
Nov. 29	at Temple *	A	W	14-0
Dec. 6	HOUSTON *	H	W	38-31
Dec. 27	vs. Virginia Tech ^	N	L	33-17

^—Military Bowl, Annapolis, Md.; #-home games played at PBS.

2015 (7-6 OVERALL, 4-4 AMERICAN EAST)

Sept. 2	ALABAMA A&M	H	W	52-10
Sept. 12	TEMPLE *	H	L	34-26
Sept. 19	at Miami (Ohio)	A	W	37-33
Sept. 24	at Memphis *	A	L	53-46
Oct. 1	MIAMI (FLA.)	H	W	34-23
Oct. 17	at BYU	A	L	34-28
Oct. 24	UCONN *	H	W	37-13
Oct. 31	UCF *	H	W	52-7
Nov. 7	at No. 18 Houston	A	L	33-30
Nov. 14	TULSA *	H	W	49-38
Nov. 20	at USF *	A	L	65-27
Nov. 28	at East Carolina *	A	W	19-16
Dec. 24	vs. San Diego State ^	N	L	42-7

^—Hawai'i Bowl, Honolulu, Hawai'i

2016 (4-8 OVERALL, 1-7 AMERICAN EAST)

Sept. 1	UT MARTIN	H	W	28-7
Sept. 10	at Purdue	A	W	38-20
Sept. 15	vs. No. 6/7 HOUSTON *	H	L	40-16
Sept. 24	MIAMI (OHIO)	H	W	27-20
Oct. 1	USF *	H	L	45-20
Oct. 8	at UConn *	A	L	20-9
Oct. 22	EAST CAROLINA *	H	W	31-19
Oct. 29	at Temple *	A	L	34-13
Nov. 5	BYU	H	L	20-3
Nov. 12	at UCF *	A	L	24-3
Nov. 18	MEMPHIS *	H	L	34-7
Nov. 25	at Tulsa *	A	L	40-37 (OT)

	LUKE FICKELL
1 YEAR - 4-8 (.333)	

2017 (4-8 OVERALL, 2-6 AMERICAN)

Aug. 31	AUSTIN PEAY	H	W	26-14
Sept. 9	at (8) Michigan	A	L	36-14
Sept. 16	at Miami (OH)	A	W	21-17
Sept. 23	at Navy *	A	L	42-32
Sept. 30	MARSHALL	H	L	38-21
Oct. 7	(25) UCF *	H	L	51-23
Oct. 14	at (18/15) USF *	A	L	33-3
Oct. 21	SMU *	H	L	31-28 (OT)
Nov. 4	at Tulane *	A	W	17-16
Nov. 10	TEMPLE *	H	L	35-24
Nov. 18	at ECU *	A	L	48-20
Nov. 25	UCONN *	H	W	22-21

NATIONAL AWARDS

Allstate/AFCA Good Works Team

2013 Jordan Luallen

Lou Groza Award

2000 Jonathan Ruffin

Ray Guy Award

2008 Kevin Huber [Finalist]

ESPN Home Depot Coach of the Year

2009 Brian Kelly

Eddie Robinson Coach of the Year

2009 Brian Kelly [Finalist]

Bear Bryant Coach of the Year

2009 Brian Kelly [Finalist]

Liberty Mutual Coach of the Year

2009 Brian Kelly [Finalist]

George Munger Award

2009 Brian Kelly [Finalist]

TEAM AWARDS

Jimmy Nippert Award

2017 Jaylyn Minor

Claude Rost Award [Most Valuable Player]

2016 Eric Wilson

2015 Silverberry Mouhon

Shaq Washington

2014 Jeff Luc

Shaq Washington

2013 Greg Blair

Brendon Kay

2012 Greg Blair

George Winn

2011 Isaiah Pead

Armon Binns

2009 Mardy Gilyard

2008 Connor Barwin

2007 Ben Mauk

Haruki Nakamura

2006 Brent Celek

2005 Adam Roberts

2004 Trent Cole

Gino Guidugli

2003 Jamar Enzor

2002 Blue Adams,

DeMarco McCleskey

Antwan Peek

2001 Gino Guidugli

2000 Jonathan Ruffin

Deonety Kenner

1999 Robert Cooper

1998 Chad Plummer

1997 Brad Jackson

Philip Curry

1996 Chris Hewitt

Philip Curry

1995 Robert Tate

1994 Sam Garnes

1993 David Small

1992 Ronnie Dixon

1991 Ronnie Shannon

1990 Terry Strong

1989 Phil Poirier

1988 Chris Asbeck

1987 Danny McCain

1986 Reggie Taylor

1985 Reggie Taylor

1984 Reggie Taylor

1983 Don Goodman

1982 Allen Harvin

1981 James Bettis

1980 James Bettis

1979 Mike Brookins

1978 Howie Kurnick

1977 Dan Rains

1976 Mike Woods

1975 Paul Hunter

1974 Tom Marvaso

1973 Evan Jolitz

1972 Billy Hunter

1971 Randy McBride

1970 Earl Willson

1969 Jim O'Brien

1968 Greg Cook

1967 Tony Jackson

Jerry Misik

1966 John Parker

Jay Bachman

1965 Rich Fugere

1964 Brig Owens

Jerry Momper

1963 Darrell Cauley

1962 Phil Goldner

Rufus Simmons

1961 Ken Byers

1960 Hurdie Phillips

1959 Jack Lee

1958 Joe Morrison

1957 Barry Maroney

1956 Gus Del Rosa

John Pease Award [Outstanding Lineman]

2016 Deyshawn Bond [Off]

Cortez Broughton [Def]

Kevin Mouhon [Def]

Alex Pace [Def]

2015 Parker Ehinger [Off]

Alex Pace [Def]

2014 Eric Lefeld [Off]

Cameron Beard [Def]

Brad Harrah [Def]

Terrell Hartsfield [Def]

2013 Austen Bujnoch [Off]

Silverberry Mouhon [Def]

Jordan Stepp [Def]

2012 Austen Bujnoch [Off]

Dan Giordano [Def]

Walter Stewart [Def]

2011 Alex Hoffman [Off]

John Hughes [Def]

Randy Martinez [Off]

Derek Wolfe [Def]

2010 Jason Kelce [Off]

Derek Wolfe [Def]

2009 Alex Daniels [Def]

Jeff Linkenbach [Off]

2008 Terrill Byrd [Def]

Jeff Linkenbach [Off]

2007 Glen "Digger" Bujnoch [Off]

Terrill Byrd [Def]

2006 Jeff Reinstatler [Off]

Trevor Anderson [Def]

2005 Steve Eastlake [Off]

Adam Roberts [Def]

2004 Adam Shorter [Off]

Trent Cole [Def]

2003 Kyle Takavitz [Off]

Andre Frazier [Def]

2002 Kirt Doolin [Off]

Antwan Peek [Def]

2001 Josh Shneyderov [Off]

Antwan Peek [Def]

2000 Doug Rosfeld [Off]

Antwan Peek [Def]

1999 Doug Rosfeld [Off]

Mario Monds [Def]

1998 Brian Uhl [Off]

Percy Evans [Def]

1997 Jason Fabini [Off]

Derrick Ransom [Def]

1996 Jason Fabini [Off]

Derrick Ransom [Def]

1995 Jamie Lemire

1994 Matt Vaupel

1993 Ray Woodside [Off]

Bob Duckens [Def]

1992 Jamie Crysdale

1991 Richard Johnson

1990 John Arena

1989 Phil Poirier

1988 Chris Asbeck

1987 Chris Asbeck

1986 Alex Gordon

1985 Nick Frankos

1984 Alex Gordon

1983 George Jamison

1982 Joe Olding

1981 Kari Yli Renko

1980 Joe Olding

1979 Farley Bell

1978 Howie Kurnick

1977 Howie Kurnick

1972 Bob Menke [Off]

Charley Stovall [Def]

1971 John Mack [Off]

Craig Heneveld [Def]

1970 Ken Weingart [Off]

Tom Fletcher [Def]

1969 Bob Merkich [Off]

Earl Willson [Def]

1968 Denny Blank [Off]

John Studenka [Def]

1966 Kevin Teismann [Off]

John Parker [Def]

1965 Rich Lucka [Off]

Rich Fugere [Def]

1964 Bob Taylor [Off]

Rich Fugere [Def]

1963 Jerry Momper [Off]

Darrell Cauley [Def]

Dan Points [Def]

1962 Jim Paris

1960 Bob McCutcheon

1959 Dave Canary

1958 Dave Canary

1957 Dick Seomin

1956 Gus Del Rosa

Brig Owens Award [Outstanding Back]

2017 Mike Boone

2016 Zach Edwards [Def]

Tion Green [Off]

2015 Hosey Williams [Off]

Zach Edwards [Def]

2014 Gunner Kiel [Off]

Rod Moore [Off]

Zach Edwards [Def]

Leviticus Payne [Def]

Howard Wilder [Def]

2013 Ralph David Abernathy IV [Off]

Deven Drane [Def]

2012 Drew Frey [Def]

George Winn [Off]

2011 Drew Frey [Def]

Isaiah Pead [Off]

2010 Zach Collaros [Off]

Drew Frey [Def]

Isaiah Pead [Off]

2009 Tony Pike [Off]

Aaron Webster [Def]

2008 DeAngelo Smith

2007 Mike Mickens

2006 Greg Moore [Off]

Kevin McCullough [Def]

2005 Bradley Glatthaar [Off]

Corey Smith [Def]

2004 Richard Hall [Off]

Tyjuan Hagler [Def]

2003 Gino Guidugli [Off]

Zach Norton [Def]

2002 Blue Adams [Def]

DeMarco McCleskey [Off]

2001 Ray Jackson [Off]

DeMarco McCleskey [Off]

Zach Norton [Def]

2000 Ray Jackson [Off]

DeJuan Gossett [Def]

DeMarco McCleskey [Off]

1999 Deontey Kenner [Off]

Jeff Burrow [Def]

1998 Deontey Kenner [Off]

Shawn Ferguson [Def]

1997 Landon Smith [Off]

Tinker Keck [Def]

1996 Sam Garnes

1995 Muhammed El-Mubarak

1994 Reggie Hudson

1993 Jocelyn Borgella

1992 Jocelyn Borgella

1991 David Small

1990 Joe Koynock

1989 Jackie Cooper

1988 Al McKinney [Off]

Marvin Bowman [Def]

1987 Danny McCain [Off]

Terry Noble [Def]

1986 Reggie Taylor [Off]

John Lewis [Def]

1985 Reggie Taylor [Off]

Jon Sawyer [Def]

1984 Reggie Taylor [Off]

Rob Niehoff [Def]

1983 Don Goodman [Off]

Robert Gibbs [Def]

1982 Allen Harvin [Off]

Antonio Gibson [Def]

1981 Hobson Milner [Off]

Antonio Gibson [Def]

1980 James Bettis [Off]

Tim Schira [Def]

1979 Ralph Williams [Off]

Mike Brookins [Def]

1978 Allen Harvin [Off]

Dwayne Berry [Def]

1972 Reggie Harrison [Off]

Evan Jolitz [Def]

1971 Albert Johnson [Off]

Ron Ertle [Def]



2018 CINCINNATI FOOTBALL

HONORS & AWARDS

1970	Albert Johnson [Off]
	Billy Hunter [Def]
1969	Albert Johnson [Off]
	Tony Sexton [Def]
1968	Lloyd Pate [Off]
	Mike Barrett [Def]
1966	Ed Ford [Off]
	Bob Amburgy [Def]
1965	Bill Bailey [Off]
	Doug DeRosa [Def]
1964	Brig Owens [Off]
	Albert Johnson [Off]
	Errol Prisby [Off]
1964	Bob Steinhauser [Def]
1963	Brig Owens [Off]
	Dave Merriam [Def]
1962	Royce Starks
1960	Ed Banks
1959	Ed Kovac
1958	Bob Del Rosa
1957	Barry Maroney
1956	Jim Niemann

Most Outstanding Linebacker

2016	Antonio Kinard
2015	Eric Wilson
2014	Nick Temple
2013	Greg Blair
2012	Greg Blair
2011	JK Schaffer
2010	JK Schaffer

Most Outstanding Receiver

2016	Kahlil Lewis
2015	Chris Moore
2014	Mekale McKay
	Chris Moore
2013	Anthony McClung
2012	Travis Kelce
2011	Anthony McClung
2010	Armon Binns
2009	Armon Binns
2008	Dominick Goodman
2007	Dominick Goodman
2006	Derrick Stewart
2005	Brent Celek
2004	Hannibal Thomas
2003	Thaddeus Lewis
2002	Jon Olinger
2001	LaDaris Vann

Glenn Sample Award (Community Service)

2013	Brandon Mitchell
2012	Adam Fearing
2011	Jordan Luallen
2010	John Goebel
2009	Brad Jones
2008	Mardy Gilyard
2007	Dustin Grutza

Specialist of the Year

2012	Kirk Willis
2011	Tom DeTemple
2010	Jacob Rogers

Special Teams Player of the Year

2015	Andrew Gantz
2014	Andrew Gantz
2013	Corey Mason
2012	Ralph David Abernathy IV
2011	Pat O'Donnell

2010	Collin McCafferty
2009	Mike Windt
2008	Brandon Underwood
2007	Kevin Huber
2006	Dominick Goodman
2005	Chet Ervin
2005	Donald Germany
2004	Kevin Lovell
2003	Chris Manfredini
2002	Tye Keith
2001	Adam Wulfeck

Jim Kelly Award (Outstanding Spirit)

2017	Korey Cunningham
2016	Mike Tyson [Def]
	Idarius Ray [Off]
2015	Chad West [Off]
	Leviticus Payne [Def]
2014	Munchie Legaux [Off]
	Jerrell Jordan [Def]
	Adrian Witty [Def]
2013	Jordan Luallen [Off]
	Adrian Witty [Def]
2012	Dominique Battle [Def]
	Brendon Kay [Off]
	Walter Stewart [Def]
2011	Zach Collaros [Off]
	Evan Davis [Off]
	Wesley Richardson [Def]
2010	C.J. Cobb [Off]
	Walter Stewart [Def]
2009	John Goebel
2008	Dustin Grutza [Off]
	Lamonte Nelms [Def]
2007	Mike Daniels [Off]
	Jon Carpenter [Def]
2006	Bill Poland [Off]
	Dominic Ross [Def]
2005	Ryan Brown [Off]
	Dominic Ross [Def]
2004	Clint Stickdorn [Off]
	Doug Monaghan [Def]
2003	Josh Shneyderov [Off]
	Jason Russell [Def]
2002	Josh Gardner [Off]
	Derrick Adams [Def]
	Willis Edwards [Def]
2001	Tim Walker [Off]
	Nathan Wize [Off]
	Derrick Adams [Def]
	Willis Edwards [Def]
2000	Jason Collins-Baker [Off]
	Troy Evans [Def]
1999	Jason Lisek [Off]
	Troy Evans [Def]
1998	Vince Byrd [Off]
	Hassan Champion [Def]
1997	Joel Dolinski [Off]
	Artrell Hawkins [Def]
1996	Steve Smith [Off]
	Darrius Felder [Def]
1995	Pat Oakes [Off]
	Sam Black [Def]
1994	Diron Bolar
1993	Lance Harp
1992	Jim Carmon [Off]
	Gary Reid [Def]
1991	John Arena
1990	Travis Jones
1989	Vincent Munlin

C-Club/Strothman Award

(Academic & Athletic Excellence)

2016	Ryan Leahy
2015	Mekale McKay
2014	Tony Miliano
2013	Eric Lefeld
2012	Tony Miliano
2011	Austen Bujnoch
2010	Alex Hoffman
2009	Alex Hoffman
2008	Ryan Manalac
2007	Glen "Digger" Bujnoch
2006	Tony Carvitti
2005	Tony Carvitti
2004	Andre Frazier
2003	Josh Shneyderov
2002	Kirt Doolin
2001	Adam Hoover
2000	Greg Lee
1999	Ashley Hunt
1998	Bryan Preston
1997	John Kobalka
1996	John Kobalka
1995	John Kobalka
1993	Mike Guzda
1992	Kris Bjorson
1991	Chris Carmon
1990	Kyle Stroh
1989	Jack Brusciannelli

Scout Team Player of the Year

2016	Joel Dublanko [Def]
	Gerrid Doaks [Off]
	Bruno Labelle [Off]
2015	Deionte Buckley [Off]
	Franklin Bruschiannelli [Def]
2014	Kyle Taubenheim [Off]
	Chris Murphy [Def]
2013	Tyreek Burwell [Off]
	Mark Wilson [Def]
2012	Deyshawn Bond [Off]
	Jeff Luc [Def]
2011	Daniel Murray [Off]
	Silverberry Mouhon [Def]
2010	Camaron Beard [Def]
	Travis Kelce [Off]
2009	Vidal Hazelton [Off]
	Collin McCafferty [Def]
2008	Danny Milligan [Off]
	Walter Stewart [Def]
2007	John Goebel [Off]
	Alex Delisi [Def]
2006	John Goebel [Off]
	Jason Kelce [Def]
	Marshwan Gilyard [Spec]
2005	Jared Martin [Off]
	Donnell McKenzie [Def]
2004	Dustin Grutza [Off]
	Tony Carvitti [Def]
2003	Evan Sparks [Off]
	Todd Spitzer [Off]
	James Brooks [Def]
2002	Rodrick Stevens [Off]
	Donald Germany [Def]
2001	Donald Germany [Def]
	Richard Hall [Off]
2000	Andre Frazier [Def]
	John Leonard [Off]
1999	Ray Jackson [Off]
	Chas Hall [Def]
1998	Tye Keith [Off]

	Willis Edwards [Def]
1997	DuShawn Dorsey [Off]
	Paul Stephens [Def]
1996	Jason Collins-Baker [Off]
	Eddie Johnson [Def]
1995	Jeremy Teall [Off]
	Gerard Brayboy [Def]

Newcomer of the Year

2016	Devin Gray
2015	Hayden Moore [Off]
	Cortez Broughton [Def]
2014	Mike Boone
2013	Zach Edwards
2009	Samuel Griffin [Off]
	J.K. Schaffer [Def]
2008	Dominique Battle
2007	Marcus Barnett
2006	Jeff Linkenbach [Off]
	Aaron Webster [Def]
	Dustin Grutza [Off]
	Trevor Anderson [Def]
	Terrill Byrd [Def]
	Mike Mickens [Def]
2004	Earnest Jackson [Off]
	Anthony Hoke [Def]
2003	Hannibal Thomas [Off]
	Mike Wright [Def]
2002	Trent Cole [Def]
	Travis McGee [Off]
2001	Gino Guidugli [Off]
	Doug Monaghan [Def]
2000	Shawn Murphy [Off]
	Zach Norton [Def]
1999	Josh Gardner [Off]
	Ivan Fields [Def]
1998	DeMarco McCleskey [Off]
	Blue Adams [Def]
1997	Jason Collins-Baker [Off]
	DeJuan Gossett [Def]
1996	Robert Cooper
1995	Chad Plummer [Off]
	Orlando Smith [Off]
1994	Jason Fabini [Off]
	Philip Curry [Def]
1993	Chris Hewitt
1992	Jamie Lemire
1991	Reggie Hudson
1990	Paul Anderson [Off]
	Nate Dingle [Def]

Next Man In Award

2009	Zach Collaros
------	---------------

CONFERENCE AWARDS

All-American Athletic Conference

2017	James Smith, P [1st]
	Korey Cunningham, OL [2nd]
	Jaylyin Minor, LB [2nd]
	Marquise Copeland, DT [HM]
2016	Eric Wilson, LB [1st]
	Cortez Broughton, DT [2nd]
2015	Parker Ehinger, OT [1st]
	Deyshawn Bond, C [2nd]
	Andrew Gantz, K [2nd]
	Ryan Leahy, OG [2nd]
	Silverberry Mouhon, DE [2nd]
	Shaq Washington, WR [2nd]
	Eric Wilson, LB [2nd]
2014	Parker Ehinger, OG [1st]
	Terrell Hartsfield, DL [1st]

2013 Eric Lefeld, OT [1st]
Jeff Luc, LB [1st]
Andrew Gantz, K [2nd]
Gunner Kiel, QB [HM]
Nick Temple, LB [HM]
Ralph David Abernathy IV, RB/RS [1st]
Blake Annen, TE [1st]
Eric Lefeld, OT [1st]
Jordan Stepp, DL [1st]
Greg Blair, LB [2nd]
Deven Drane, CB [2nd]
Sam Longo, OG [2nd]
Anthony McClung, WR [2nd]
Silverberry Mouhon, DL [2nd]

All-BIG EAST Conference

2012 Greg Blair, LB [1st]
Austen Bujnoch, OG [1st]
Dan Giordano, DE [1st]
Travis Kelce, TE [1st]
Eric Lefeld, OT [1st]
Pat O'Donnell, P [2nd]
Walter Stewart, DE [2nd]
George Winn, RB [2nd]
2011 Butch Jones [Coach of the Year]
Drew Frey, DB [1st]
Randy Martinez, OL [1st]
Pat O'Donnell, P [1st]
Isaiah Pead, RB [1st]
[Offensive Player of the Year]
JK Schaffer, LB [1st]
Derek Wolfe, DL [1st]
[Defensive Player of the Year]
Zach Collaros, QB [2nd]
2010 Alex Hoffman, OL [2nd]
Armon Binns, WR [1st]
Zach Collaros, QB [1st]*
Ben Guigudli, TE [2nd]
Jason Kelce, OL [2nd]
Isaiah Pead, RB [2nd]
JK Schaffer, LB [2nd]
DJ Woods, WR [2nd]
2009 Brian Kelly [Coach of the Year]
Mardy Gilyard, KR & WR [1st]
[ST Player of the Year]
Armon Binns, WR [2nd]
Ben Guigudli, TE [2nd]
Alex Hoffman, OL [2nd]
Chris Jurek, C [1st]
Jason Kelce, OL [2nd]
Jeff Linkenbach, OL [2nd]
Ricardo Mathews, DL [2nd]
Tony Pike, QB [1st]
Aaron Webster, DB [1st]
2008 Brian Kelly [Coach of the Year]
Mardy Gilyard, KR & WR [1st]
[ST Player of the Year]
Connor Barwin, DE [1st]
Kevin Huber, P [1st]
Mike Mickens, CB [1st]
Brandon Underwood, S [1st]
Terrill Byrd, DT [2nd]
Trevor Canfield, OL [2nd]
Dominick Goodman, WR [2nd]
Tony Pike, QB [2nd]
2007 Brian Kelly [Coach of the Year]
Kevin Huber, P [1st]
[ST Player of the Year]
Haruki Nakamura, DB [1st]
Mike Mickens, CB [1st]
Terrill Byrd, DL [1st]

2006 Anthony Hoke, DL [2nd]
DeAngelo Smith, CB [2nd]
Trevor Canfield, OL [2nd]
Marcus Barnett, WR [2nd]
Terrill Byrd, DT [1st]
Kevin McCullough, LB [1st]
Dominic Ross, S [1st]
Trevor Canfield, G [2nd]
Brent Celek, TE [2nd]
Mike Mickens, CB [2nd]
2005 Mike Mickens, CB [2nd]
Corey Smith, LB [2nd]
*-Unanimous selection

American Athletic Conference Team Academic Excellence Award

2017 Cincinnati
2016 Cincinnati
2015 Cincinnati

American Athletic Conference Football Student-Athlete of the Year

2015 Ryan Leahy

American Eagle BIG EAST Football Scholar-Athlete of the Year

2011 JK Schaffer
2010 John Goebel

Academic All-American Athletic Conference

2017 Cory Armstrong
Kyle Bolden
Cortez Broughton
Zach Bycznski
Garrett Campbell
Trent Cloud
Tyler Cogswell
Grant Coleman
Marquise Copeland
Josiah Deguara
Kimoni Fitz
Darrick Forrest
Thomas Geddis
Javan Hawes
Wilson Huber
Carter Jacobs
Morgan James
Casey Kirk
Bruno Labelle
Cody Lamb
Malick Mbodj
Vincent McConnell
Tyler McGarr
Rashad Medaris
Jaylyin Minor
Keith Minor
Hayden Moore
Chris Murphy
Marcel Paul
Jack Peterson
Jake Peterson
Elijah Ponder
RJ Potts
Desmond Ridder
Ryan Royer
Joe Schroer
James Smith
Jake Sopko
Nick Staderman
Tyquan Statham

2016 Will Steur
Jabari Taylor
Kyle Trout
Ethan Tucky
Jon Vincent
Collin Widecan
Mark Wilson
Zach Wood
Reed Armagost
Chad Banschbach
Deyshawn Bond
Chris Burton
Zachary Bycznski
Garrett Campbell
Tyler Cogswell
Grant Coleman
Korey Cunningham
Kyle Curtis
Josiah Deguara
Sheldon Doss
Joel Dublanko
Zach Edwards
Jake Elfers
Sam Fette
Kimoni Fitz
Sam Geraci
Hunter Gillespie
Devin Gray
Alexander Heil
Carter Jacobs
Morgan James
Bryce Jenkinson
John Kurtz
Bruno Labelle
Ryan Leahy
Evan Mallory
Malick Mbodj
Tyler McGarr
Rashad Medaris
Jaylyin Minor
Hayden Moore
Chris Murphy
David Niehaus
Alex Pace
Josh Pasley
Davin Pierce
Idarius Ray
Jerron Rollins
Jake Sopko
Tyquan Statham
Will Steur
Ryan Stout
Tyrin Summers
Jon Vincent
Collin Widecan
Eric Wilson
Mason Antoun
Reed Armagost
Caleb Ashworth
Chad Banschbach
Brayden Beard
Deyshawn Bond
Franklin Brusciannelli
Tyler Cogswell
Nathan Cole
Marquise Copeland
Kyle Curtis
Josiah Deguara
Sheldon Doss
Matthew Draper
Parker Ehinger

2014 Jacob Elfers
Eric Ernst
Samuel Fette
Andrew Gantz
Samuel Geraci
Tyrell Gilbert
Trevor Ginn
Beau Harmon
Alexander Heil
Carter Jacobs
Sean James
Bryce Jenkinson
Desmond Johnson
Andre Jones
Antonio Kinard
John Kurtz
Ryan Leahy
Anthony Legend
Evan Mallory
Chandler Marston
Jeffery McGarr
Mekale McKay
Kevin Mouhon
Christopher Murphy
Braxton Neal
David Niehaus
Norman Oglesby
Josh Pasley
Idarius Ray
William Steur
Ryan Stout
Richard Trail
Jonathan Vincent
Kirk Willis
Eric Wilson
Adrian Witty
Bryan Wright
Mason Antoun
Chad Banschbach
Deyshawn Bond
Garrett Campbell
Tyler Cogswell
Michael Colosimo
Lindsay Crook
Jeremy Dollin
DJ Dowdy
Kimoni Fitz
Andrew Gantz
Trevor Ginn
Kevin Hyland
Carter Jacobs
Andre Jones
EJ Junior
Gunner Kiel
John Kurtz
Ryan Leahy
Mekale McKay
Tony Miliano
Kevin Mouhon
Daniel Nfodjo
David Niehaus
JJ Pinckney
Rob Rice
Kevin Schloemer
Will Steur
Ryan Stout
Kyle Taubenheim
Nick Temple
Sione Tongamoa
Jon Vincent
Shaq Washington



HONORS & AWARDS

[illegible]

Orlando Smith, RB [2nd]	Chad Plummer, Off. [10/21]	Bob Merkich, OT	All-American Classic
Steve Smith, P [2nd]	Phillip Curry, Def. [9/9]	Earl Willson, LB	
Robert Tate, WR & KR [1st]	Chris Hewitt, Def. [11/25]	1968 Jim O'Brien, E	
[Offensive & Special Teams Player of the Year]	Eric Richards, Spec. [9/30]	Bob Merkich, OT	American Bowl
Conference USA All-Freshman	Daryl Royal, Off. [9/30]	Greg Cook, QB	
2004 Anthony Hoke, DE	Steve Smith, Spec. [10/21]	Ed Nieman, OG	
Doug Jones, FB	Robert Cooper, Off. [10/28]	Lloyd Pate, HB	Blue-Gray Game
2002 Chet Ervin, P	Eric Richards, Spec. [11/18]	Tony Jackson, DB	
Joel Yakovac, OL	Robert Tate, Spec. [11/25]	Kevin Teismann, OG	
2001 Andre Frazier, DL	All-Liberty Bowl Alliance	Bob Amburgy, DB	Casino Del Sol College All-Star Game
Gino Guidugli, QB	1995 Muhammed El-Mubarak, LB	Rich Lucka, OT	
[Freshman of the Year]	Sam Garnes, DB	Bill Bailey, HB	
Doug Monaghan, DB	Chris Hewitt, DB	Doug DeRosa, DB	Coaches All-America Game
Kyle Takavitz, OL	Jamie Lemire, OL	Bob Taylor, T	
2000 Josh Shneyderov, OL	Robert Tate, WR & KR	Roger Perdrix, G	
1999 Derrick Adams, DL	[ST Player of the Year]	Al Nelson, HB	College All-Star Game
Ivan Fields, DB	Rick Minter	Brig Owens, HB	
Josh Gardner, OL	[Coach of the Year]	Jim Curry, E	
P.J. Mays, RB	1994 Matt Vaupel, OG	Darrell Cauley, G	East-West Shrine Game
LaDaris Vann, WR	All-Independent FB Alliance	Brig Owens, HB	
[Freshman of the Year]	1993 Jocelyn Borgella, CB	Royce Starks, HB	
1998 Blue Adams, DB	Jason Coppess, LB	1961 Ken Byers, T	Florida Citrus All-Star Classic
Kirt Doolin, OL	Chris Hewitt, KOR	Rufus Simmons, G	
DeMarco McCleskey, RB	David Small, RB	Ken Byers, T	
Ben Plening, DL	Ray Woodside, OG	Fred Oblak, HB	ALL-STAR GAME PARTICIPANTS
Adam Wulfeck, P	1992 Alan Fletcher, FS	Jim Leo, E	
1997 DeJuan Gossett, DB	Marlon Pearce, WR	Jack Lee, QB	
Jason Mammarelli, K	All-Metro Conference	Ed Kovac, HB	All-American Bowl
1996 Ken Biggs, OL	1989 John Arena, OG	Jim Leo, E	
Robert Cooper, RB	Marvin Bowman, FS	Ron Couch, G	
C-USA Player of the Week	Jack Brusciannelli, LB	Dick Seomin, C	All-Mid-American Conference
2004 Richard Hall, Offense [9/11]	Phil Poirier, NT	Joe Morrison, HB	
Trent Cole, Defense [9/25]	1988 Chris Asbeck, DT	Barry Maroney, HB	
Andre Frazier, Defense [10/30]	Daryl Huber, TE	All-Mid-American Conference	All-American Bowl
Chet Ervin, Specialist [10/30]	Al McKinney, RB	1952 Terry Boyle, G	
Gino Guidugli, Off. [11/6]	Andrew Stewart, DE	Dom Del Bene, HB	
Gino Guidugli, Off. [11/20]	Chris Asbeck, DT	Don Fritz, DE	All-American Bowl
2003 Trent Cole, Defense [9/22]	Bill Davis, WR	Dick Goist, HB	
Richard Hall, Offense [9/29]	Phil Insalaco, PK	Don Grammer, T	
2002 Gino Guidugli, Offense [9/3]	Roosevelt Mukes, WR	Gene Rossi, QB	All-American Bowl
Blue Adams, Defense [9/23]	Andrew Stewart, DE	Glen Sample, LB	
Andre Frazier, Def. [11/11]	1986 Reggie Taylor, RB [MVP]	Bill Shalosky, G	
Antwan Peek, Def. [9/30]	Alex Gordon, LB	Bob Dougherty, FB	All-American Bowl
Antwan Peek, Def. [12/1]	John Lewis, FS	Dick Jarvis, E	
Gino Guidugli, Off. [9/10]	Danny McCoin, QB	Andy Matto, T	
Gino Guidugli, Off. [12/3]	Jason Stargel, WR	Frank Middendorf, C	All-American Bowl
Adam Wulfeck, Spec. [10/8]	Reggie Taylor, RB [MVP]	Gene Rossi, QB	
Antwan Peek, Spec. [10/15]	Shaun Burdick, P	Glen Sample, LB	
Antwan Peek, Def. [10/22]	Nick Gotovac, C	Bill Shalosky, G	All-American Bowl
Antwan Peek, Def. [12/3]	Danny McCoin, QB	Bob Stratton, DB	
Jonathan Ruffin, Spec. [11/5]	Richard Rhodes, S	Jim Kelly, E	
Jon Olinger, Off. [11/26]	1984 Deno Foster, WR	Frank Middendorf, C	All-American Bowl
2000 Troy Evans, Def. [9/12]	Reggie Taylor, RB	Gene Rossi, QB	
Jason Mammarelli, Spec. [9/12]	Gene Beck, OG	Bill Shalosky, G	
Jonathan Ruffin, Spec. [9/5]	Don Goodman, FB	Bob Stratton, DB	All-American Bowl
Jonathan Ruffin, Spec. [11/20]	George Jamison, DE	Lee Haslinger, G	
Ivan Fields, Def. [11/13]	Gene Beck, OG	Jim Kelly, E	
Gerry Ruff, Def. [11/20]	Allen Harvin, TB	Tom O'Malley, QB	All-American Bowl
1999 Eddie Johnson, Def. [9/20]	Errol Cleveland, DE	Jim Dougherty, FB	
Robert Cooper, Off. [11/1]	Antonio Gibson, S	John Vilkoski, G	
Shawn Ferguson, Def. [10/19]	1981 James Bettis, TB [MVP]	Dick Langenbeck, T	All-American Bowl
1997 Chad Plummer, Off. [9/1]	Kari Yli-Renko, OT	Roger Stephens, HB	
Entire Defense [9/22]	Mike Brookins, LB	John Vilkoski, G	
Doug Johnson, Spec. [9/29]	Antonio Gibson, S	All-American Bowl	All-American Bowl
Artrell Hawkins, Def. [9/29]	1979 Farley Bell, DE	1959 Ed Denk, T	
Tinker Keck, Def. [10/6]	All-Missouri Valley Conference	1960 Jim Leo, E	
Phillip Curry, Def. [10/27]	1969 Jim O'Brien, E		
Tinker Keck, Spec. [10/27]			
1996 Chad Plummer, Off. [9/9]			



2018 CINCINNATI FOOTBALL

HONORS & AWARDS

2003	Zach Norton, DB
2004	Jamar Enzor, LB

Hula Bowl

2008	Angelo Craig Glen "Digger" Bujnoch Anthony Hoke Haruki Nakamura
------	--

Japan Bowl

1977	Dan Rains, DE
1981	James Bettis, TB

Las Vegas Classic

2004	Hannibal Thomas, WR
2005	Chet Ervin, P Adam Roberts, DE

Medal Of Honor Bowl

2014	Terrell Hartsfield, DE
------	------------------------

NFLPA Collegiate Bowl

2011	JK Schaffer, LB
2012	Dominique Battle, DB Drew Frey, DB Brendon Kay, QB
2013	Mekale McKay, WR
2015	Mike Tyson, DB
2016	Korey Cunningham, OL

North-South Shrine Game

1976	Gary Oetjen, C Lou West, DB
------	--------------------------------

North-South Game

1953	Bob Marich, G
1959	Ed Kovac, HB Jim Leo, E Joe Morrison, HB
1960	Ron Kostelnik, T

All-Ohio Shrine Bowl

1972	Billy Hunter, S Ed Bolis, LB Denny Holthaus, OG
1973	Reggie Harrison, HB Quincy Daniels, HB Mike Kleinhenz, LB
1974	Mike Campbell, QB Jeff West, TE Jim Hoeh, DT
1975	Jay Bonds, FB [MVP] Paul Hunter, DB Ed Jones, DT
1976	Steve Bell, TE Harold Lee, FL Henry Miller, QB

Raycom College FB All-Star Classic

2012	Camerron Cheatham, DB
------	-----------------------

Senior Bowl

1952	Frank Middendorf, C
1959	Joe Morrison, HB Dick Goist, HB
1960	Jack Lee, QB [MVP] Ed Kovac, HB Jim Leo, E
1969	Greg Cook, QB Tom Rossley, E
1970	Jim O'Brien, E

1971	Bob Bell, T
1975	Tom Marvaso, DB
1977	Mike Woods, LB
1989	Andrew Stewart, DE Chris Asbeck, DT
1996	Robert Tate, WR
1997	Jason Fabini, OT Artrell Hawkins, CB Brad Jackson, LB Derrick Ransom, DE
2000	Mario Monds, DT
2004	Trent Cole, DE
2008	Connor Barwin, DE Trevor Canfield, OL Kevin Huber, P Mike Mickens, DB DeAngelo Smith, DB Brandon Underwood, DB
2009	Mardy Gilyard, WR Tony Pike, QB Mike Windt, LS
2011	John Hughes, DL Isaiah Pead RB [MVP] Derek Wolfe, DL
2012	Travis Kelce, TE
2014	Jeff Luc, LB
2015	Chris Moore, WR

SPIRAL Tropical Bowl

2017	Kendal Calhoun, OL Jaylyin Minor, LB
------	---

Texas vs. the Nation All-Star Bowl

2007	John Bowie, CB
2009	Alex Daniels, DL Aaron Webster, DB
2010	Jacob Rogers, K
2012	Kenbrell Thompson, WR George Winn, RB

ALL-AMERICANS

Danny Barrett

1982	AP Honorable Mention
------	----------------------

Bob Bell

1970	Central Press Second Team AP Third Team
------	--

James Bettis

1981	AP Honorable Mention
------	----------------------

Ken Byers

1961	Williamson Ratings Second Team
------	--------------------------------

Terrill Byrd

2007	AP Second Team
------	----------------

Trevor Canfield

2008	AP Second Team
------	----------------

Toney Catchings

1986	Honorable Mention Sporting News
------	---------------------------------

Trent Cole

2004	CollegeFootballNews.com
------	-------------------------

Greg Cook

1968	AP Second Team UPI Second Team NEA Second Team
------	--

Parker Ehinger

2012	FWAA Freshman Team
------	--------------------

Deno Foster

1984	AP Honorable Mention
------	----------------------

Antonio Gibson

1981	AP Honorable Mention
1982	AP Honorable Mention

Mardy Gilyard

2009	AFCA First Team [KR] SI.com First Team [WR]
2008	Rivals.com First Team [KR]

Dick Goist

1953	Honorable Mention
1954	Honorable Mention

Alex Gordon

1986	AP Honorable Mention Sporting News Honorable Mention
------	---

Allen Harvin

1982	AP Honorable Mention
------	----------------------

Kevin Huber

2008	Consensus All-American AP First Team AFCA First Team FWAA First Team Rivals.com First Team SI.com First Team
2007	Consensus All-American AP First Team FWAA First Team Walter Camp First Team

George Jamison

1983	AP Honorable Mention
------	----------------------

Keith Jenkins

1975	Recap Honorable Mention
------	-------------------------

Jim Leo

1959	Williamson Rating Honorable Mention
------	--

Tom Marvaso

1975	Sporting News First Team
------	--------------------------

Danny McCain

1986	AP Honorable Mention
------	----------------------

Mike Mickens

2008	Walter Camp Second Team AP Third Team
2007	FWAA All-America First Team

Al Nelson

1964	AP Honorable Mention
------	----------------------

Ray Nolting

1935	Honorable Mention
------	-------------------

Jim O'Brien

1968	AP Honorable Mention
1969	AP Honorable Mention UPI Honorable Mention

Dan Rains

1977	AP Honorable Mention
------	----------------------

Gene Rossi

1951	Honorable Mention
1952	Honorable Mention

Tom Rossley

1968	AP Honorable Mention
------	----------------------

Jonathan Ruffin

2000	Consensus All-American AP First Team FWAA First Team SI First Team Sporting News First Team Walter Camp First Team
2000	Lou Groza Award Winner

Clarence Sanders

1975	AP First Team NEA Second Team
------	----------------------------------

Bill Shalosky

1952	Honorable Mention
------	-------------------

Jason Stargel

1986	Sporting News Honorable Mention
------	---------------------------------

Andrew Stewart

1988	AP Honorable Mention
------	----------------------

Bob Stratton

1951	Honorable Mention
------	-------------------

Reggie Taylor

1984	AP Honorable Mention
1985	AP Honorable Mention
1986	AP Honorable Mention Sporting News Honorable Mention

Derek Wolfe

2011	AP Second Team Scout.com Second Team SI.com Second Team Yahoo! Sports Second Team Phil Steele Third Team
------	--

Mike Woods

1977	AP First Team NEA First Team Sporting News First Team
------	---

COSIDA ACADEMIC ALL-AMERICANS

First Team

1981	Karl Yli-Renko, OL
1990	Kyle Stroh, DL
1991	Kris Bjorson, TE
1997	John Kobalka, DL

Second Team

1979	Edward Koboves, OL
1983	Jason Stargell, WR
1989	Jeff Jones, P

A

Abernathy, Ralph David IV 2011, 12, 13
Abramowicz, Stan 1941, 42
Abrams, Joe 1988, 90, 91, 92
Abrahams, Mortimer 1906, 07, 08, 09
Ackerson, D. Hayward 1907
Adams, Blue 1998, 00, 01, 02
Adams, Derrick 1999, 00, 01, 02
Adams, Dorian 1992, 93, 94, 95
Adams, Edward 1905, 06
Agger, Eugene 1900
Ahlborn, C.A. 1885
Aiken, Marquise 2013
Alberts, Butch 1969, 70, 71
Alexander, Edwin 1939
Allen, Darryl 1964, 65, 66
Allen, Ernest 1991, 92, 93, 94
Allen, Jim 1945
Allen, John 1909, 10, 11, 12
Allen, Marvin 2001
Allgyer, Don 1958
Alli, Kazeem 2006, 07, 08, 09
Allonce, Hakeem 2015
Alonzo, Shai 2013
Altamer, Harold 1916, 17
Ambers, Willie 1976, 77
Amburgy, Bob 1966, 67, 68
Ames, Edward 1917
Amlin, Kenny 1945
Anderson, Chazz 2008, 10
Anderson, John 1960
Anderson, Josh 1994, 96, 97, 98
Anderson Paul 1990, 91, 92
Anderson, Roger 1939
Anderson, Trevor 2005, 06
Anderson, William 1947, 48
Andino, Lazaro 1985
Andreadis, Harry 1951, 52, 53, 55
Andrew, Timmy 1989, 90
Androit, Don 1977, 78, 79, 80
Angulo, Christian 2016, 17
Annen, Blake 2010, 11, 12, 13
Anthony, Floyd 1950, 51, 52
Antoun, Mason 2014, 15
Apke, Joe 1983, 84
Archer, Mickey 1978
Archer, Terry 1984, 85
Archie, Chris 1998
Arena, John 1988, 89, 90, 91
Armagost, Reed 2016
Armstead, Fred 1997
Armstrong, Robby 2008, 10
Arnold, Terry 2003
Asbeck, Chris 1985, 86, 87, 88
Ashworth, Caleb 2016
Atkinson, Santo 1972, 73, 74
Aukerman, Norm 1954, 55, 56
Austin, John 1967

B

Baarendse, Bruce 1978, 79, 80, 81
Babcock, Joe 1945
Babylon, Elva 1928
Bachman, Charles 1903
Bachman, Jay 1965, 66
Bachman, Nathan 1922, 23
Bachman, Stanley 1907
Backherms, Alvin 1915, 16
Bacon, Jon 1993, 94, 95
Baehr, Lenoard 1913, 14, 15
Baer, Carl 1897, 98, 99
Bahman, Robert 1890
Baker, Chad 1994
Bailey, Art 1976, 77
Bailey, Bill 1964, 65

Bailey, Gilbert 1890
Balkum, Milt 1966, 67, 68
Ballard, Brad 1980, 81
Ballard, Clark 1932, 33, 34, 35
Ballard, Terry 1964, 66
Ballman, Harry 1931
Banks, Aldolphous 1965
Banks, Ed 1959, 60, 61
Banschbach, Chad 2014, 16
Bardaro, Joe 1968, 69
Barklow, J. Paul 1929, 30
Barnett, Marcus 2007, 08, 09, 10
Barney, Ernest 1929, 30
Barone, Robert 1985
Barrett, Dan 1979, 80, 81, 82
Barrett, Dennis 1965
Barrett, Mike 1966, 67, 68
Barwin, Connor 2005, 06, 07, 08
Bass, Butch 1973, 74, 75, 76
Bass, William 1896, 97
Bates, Doug 1989
Bates, Hugh 1901
Battle, Dominique 2008, 09, 11, 12
Bauer, Bert 1947
Bauer, Edwin 1917, 18
Bauer, Wilber 1923, 24
Beal, Demitri 2011, 12
Beal, Eric 1995, 96
Beard, Camaron 2011, 12, 13, 14
Beard, Brayden 2016
Beck, Gene 1982, 83
Beckman, Roland 1957
Beckum, Steve 1976, 77
Bedway, John 1940, 41, 42
Beebe, Henry 1909
Belew, Steve 1985
Bell, Bob 1968, 69, 70
Bell, Chris 1979, 80
Bell, Farley 1978, 79
Bell, Steve 1974, 75, 76
Bellamah, Howard 1947, 48, 49
Bellisari, Mike 1978
Benham, Robert 1932
Bennett, Mike 1987, 88
Bennett, William 1890
Bennie, Dan 1967
Benton, Butler 2004, 05, 06, 07
Benzinger, Joseph 1949, 50, 51
Berry, Dwayne 1976, 77, 78
Berry, W. Durrant 1894, 95
Bertholf, Bruce 1969
Bertram, Bill 1957, 58, 59
Bertucci, David 1998, 99
Betterman, H. W. 1886, 87
Bettis, Jim 1979, 80, 81
Bible, Dana 1973, 74, 75
Bible, Daryl 1979, 80
Biedinger, Harry 1908
Biggs, Ken 1996, 97, 98
Billings, DeMarcus 1999, 00, 01, 02
Binns, Armon 2007, 08, 09, 10
Birt, Charles 1924, 25
Bissmeyer, Albert 1910, 11, 12
Bittekofer, Jack 1948, 49
Bjorson, Kris 1989, 90, 91, 92
Black, Charles 1956, 57, 58
Black, Sam 1995
Blackwood, Paul 1993, 94
Blair, Greg 2012, 13
Blake, Tom 1946, 47, 48
Bland, Charley 1973
Blank, Denny 1966, 67, 68
Blascovich, Ben 1957, 58
Blasick, Frank 1961
Blau, John 1913

Blaylock, Jeff 1991, 92, 93, 94
Blum, Bob 1950
Bockhorst, Mike 1988
Bodine, Troy 1983, 84
Bodnar, Bob 1958
Boehme, Doug 1977
Bohl, Harold 1928, 29
Bohnert, Doug 1976
Bohrer, Robert 1938, 39
Bolar, Diron 1993, 94
Bolis, Ed 1970, 71, 72
Bolser, Harvey 1945
Bolton, Jeremy 2004, 06
Bomar, Maalik 2009, 10, 11, 12
Bond, Deyshawn 2013, 14, 15, 16
Bonds, Jay 1974, 75
Bonner, Cornelius 1996, 97, 98
Booker, Vaughn 1987, 91
Boone, Jonathon 1992
Boone, Mike 2014, 15, 16, 17
Boose, Taylor 2016, 17
Booze, Bill 1980, 81, 82, 83
Borgella, Jocelyn 1990, 91, 92, 93
Boslet, Dan 1992, 93
Boss, Ralph 1915
Bowen, Joseph 1923
Bowie, John 2003, 04, 06
Bowman, Marvin 1985, 87, 88, 89
Box, Harry 1902
Boyle, Dan 1976
Boyle, Terry 1952
Bradford, Ray 1923, 24, 25
Bradford, William 1923, 24, 25
Bradner, George 1923
Brayboy, Gerard 1996, 97, 98
Brazile, Landon 2015, 16
Brennan, Tim 1982, 83
Brill, Don 1948, 49, 50
Brilliant, Pierre 1995, 96, 97
Brinson, Jerome 1982, 83
Britford, Mike 1990, 91, 92, 93
Brockman, Don 1971, 72, 73
Brokaw, G. 1905
Brookins, Mike 1978, 79, 81
Brooks, Arnold 1986
Brooks, Curtis 2017
Broughton, Cortez 2015, 16, 17
Brown, Aaron 2014
Brown, Bobby 2014
Brown, Kevin 2012, 13, 14, 15
Brown, Marcus 2017
Brown, Mike 2002, 03
Brown, Rob 1983
Brown, Robert 1989, 90
Brown, Ryan 2004, 05
Brown, Scott 1990, 91, 92
Brown, William 1931, 32
Brunhoff, Henry 1920, 21
Brunn, Gary 1976, 77
Brunt, Ray 1993, 94, 95, 96
Brusciannelli, Franklin 2015, 16
Brusciannelli, Jack 1988, 89
Bryant, Coby 2017
Bryant, Damon 1990, 91
Bryant, Lester 1914, 15
Bryant, Ron 1968, 70, 71
Buchanan, Harry 1910, 11, 12
Buckley, Deionte 2012, 15, 16
Buell, Harry 1887
Buerger, Frederick 1911, 12, 13
Bujnoch, Austen 2010, 11, 12, 13
Bujnoch, Digger 2004, 05, 06, 07
Bunker, Al 1933
Burdick, Frank 1933
Burdick, Shaun 1983, 84, 85, 86

Burleson, Mike 1967
Burns, Victor 1903
Burrow, Jeff 1996, 97, 98, 99
Bursiek, Ralph 1928, 29, 30
Burton, Chris 2014, 15, 16
Burwell, Tyreek 2014
Bury, Brad 2005
Bush, Eric 1988, 91
Butcher, H. G. 1899
Butler, Aaron 2000, 01
Butler, Greg 1971, 72, 73
Butz, Charles 1895, 96
Butz, John 1976, 77, 78
Bycznski, Zach
Byers, Ken 1959, 60, 61
Byrd, Jim 1967
Byrd, Terrill 2005, 06, 07, 08
Byrd, Vince 1997, 98

C

Caldwell, J.H. 1985, 87
Caldwell, Robert 1905
Caleca, Joe 1978, 79, 80, 81
Calhoun, Kendall 2017
Callahan, Luke 2015
Callicott, Franklin 2002, 03
Cameron, Mike 1966
Campbell, Garrett 2016, 17
Campbell, Jack 1951, 52, 53, 54
Campbell, Mike 1973, 74
Canard, Terry 1972, 73
Canary, Dave 1957, 58, 59
Canfield, Trevor 2005, 06, 07, 08
Cannon, Tim 1982, 83, 84
Capelle, Lou 1939
Capelle, Smith 1938, 39, 40
Carey, Craig 2007, 08, 09
Carey, Collin 2003, 04
Carmon, Chris 1988, 89, 90, 91
Carmon, Jim 1989, 90, 91, 92
Carozzoni, Joe 1978, 79, 80, 81
Carpenter, Dan 1962
Carpenter, Jon 2004, 05, 06, 07
Carreker, Vincent 1985
Carson, Arch 1885, 86, 87, 88, 89
Carter, Lewis 1998, 99, 00, 01
Carthan, Larry 1980, 81, 82
Carvitti, Tony 2003, 04, 05, 06
Casey, Steve 1990, 92
Casola, Sal 1971, 72, 73
Casseus, Clemente 2012, 13
Catarella, Nick 1971, 72
Catchings, Toney 1985, 86
Catenacci, John 1976
Catlow, William 1887
Caulley, Darrell 1961, 62, 63
Cedeno, Edgar 1995
Celek, Brent 2003, 04, 05, 06
Certain, Doug 1981, 82
Chambers, Clark 1972
Chambers, William 1892, 93
Champion, Hassan 1995, 96, 97, 98
Chapman, H.G. 1916, 17
Charity, Bob 1976, 77
Charls, George Herbert 1898, 99
Chase, John 1975
Chatman, Antonio 1999, 00
Chayra, Steve 1996, 97
Cheatham, Camerron 2009, 10, 11, 12
Cheatham, Obadiah 2009, 10
Cherkiss, Bob 1972
Chenault, Arryn 2010, 11, 12, 13
Chernek, Dave 1960
Cherrington, Frank 1904
Childress, Rick 1984, 85, 86



2018 CINCINNATI FOOTBALL

ALL-TIME LETTERWINNERS

Chioldi, Andy 1960, 61
Chirchella, Mike 1979, 80
Chisolm, Dwayne 1979, 80, 81, 82
Chisum, Alex 2011, 12, 14, 15
Chlebeck, Tom 1967
Chrisman, Claude 1893
Citron, Herbert 1945
Claggett, Thomas 2005, 06
Clancey, J.A. 1904
Clark, Cornelius 1981, 82, 83
Clark, Michael 1976, 77, 78, 79
Clark, Mike 1973, 74, 75
Clemens, Mel 1951
Clements, Malik 2015, 16, 17
Cleveland, Errol 1981, 82, 83
Clifford, Tyler 2008
Climer, William 1928, 29
Clyde, Edgar 1913
Cobb, Bob 1976
Cobb, CJ 2007, 09, 10
Cobb, Fred 1976, 77, 78
Cobb, Gardner 1973, 75, 76, 77
Cockowski, Jim 1963
Cockrell, Johnathan 1988, 89, 90, 91
Coffee, Shane 1989
Cogswell, Tyler 2014, 15, 16, 17
Cokes, Shawn 1989
Cole, Lowery 1996, 97
Cole, Nate 2013, 14, 15, 16
Cole, Trent 2002, 03, 04
Coleman, Grant 2013, 14, 16, 17
Coleman, Marcus 1994
Collaros, Tim 1967
Collaros, Zach 2008, 09, 10, 11
Collett, Steve 1970
Collins, Doug 1965, 66, 67
Collins, Jack 1969
Collins-Baker, Jason 1997, 98, 99, 00
Colosimo, Michael 2014
Colton, Anthony 2002, 03
Cornchoc, Rudy 1954, 55
Conatser, Ken 1959, 60, 61
Conatser, Will 1952, 53, 54
Concilla, Joe 1951, 52, 53
Connell, Mike 1974, 75, 76, 77
Conner, Chuck 1957
Constable, Charles 1917, 18, 20
Converse, Howard 1959, 60
Copeland, Marquise 2015, 16, 17
Cook, Brent 1969, 70
Cook, Greg 1966, 67, 68
Cook, Jim 1936
Cook, Walter 1900, 01, 02
Coons, Edgar 1921
Cooper, Jackie 1988, 89
Cooper, Robert 1996, 97, 98, 99
Cooper, Russell 1980
Coppress, Jason 1990, 91, 92, 93
Coppola, Bob 1999, 00
Coppola, Ted 1963, 64
Costello, Walter 1902
Cornett, Torry 2006, 07, 08
Couch, John 1885
Couch, Ron 1955, 56, 57
Cousins, Mike 1970, 71
Cowan, Steve 1969, 70, 71
Coyle, Max 1939, 40
Craggette, Hosea 1970, 72
Craig, Angelo 2005, 06, 07
Craig, Lewis 1931
Crampton, Frank 1928
Crawford, Mark 1980, 81, 82, 83
Cretors, Paul 1940
Crist, Ray 1924
Croake, William 1916, 17

Crolley, Frank 1920, 21
Cross, Frank 1891
Croucher, James 1940
Crumrine, Chuck 1956, 57, 58
Cry, Leonard 1986, 87, 88
Crysdale, Jamie 1989, 90, 91, 92
Cummins, James 1937
Cunningham, Eldon 1899, 1900
Cunningham, Korey 2014, 15, 16, 17
Cureton, Andre 2010, 13
Curl, Joe 1979, 80
Curry, Jim 1962, 63
Curry, Phillip 1994, 95, 96, 97
Curtis, Kyle 2016
Cusumano, Mike 1977, 78
Cygan, Joe 1969
Cynkar, Lou 1967

D

Dablow, Steve 1967
Daley, Jim 1976, 77, 78
Dallen, Tom 1993, 94
Daniels, Alex 2008, 09
Daniels, Kwesi 1998
Daniels, Matt 1985
Daniels, Mike 2003, 04, 05, 07
Daniels, Quincy 1972
Darden, Malcolm 1983, 84
Darling, Antwan 2010
Daum, Fred 1938, 39
Davila, Nick 2005, 06
Davis, Adolph 1910, 11, 12
Davis, Antonio 1999, 00
Davis, Bill 1985, 86, 87, 88
Davis, Bryan 1999
Davis, Dorian 2009
Davis, Evan 2008, 09, 10, 11
Davis, G. Allen 1931, 32, 33
Davis, Hank 2005
Davis, Joe 1963
Davis, Larry 1961
Davis, Michael 1991, 92, 93
Davis, Wilford 1916, 17, 18
Dawley, Cedric 2003
De Rosa, Charles 1963
Deatherage, J.R. 2000, 01
DeFillipo, Nick 2006, 07
DeGarmo, Al 1945
Deguara, Josiah 2016, 17
Deinhart, Marty 1980
Del Bene, Dom 1951, 52, 53
Del Fine, Michael 1953
Del Rosa, Bob 1956, 57, 58
Del Rosa, Gus 1954, 55, 56
Delaney, Jack 1950, 51, 52
Delisi, Alex 2009, 10
DeLucia, Chet 1975, 76, 77
Dempsey, Adam 2012, 13
Denk, Ed 1956, 57, 58
Denk, Jim 1966
Denser, Clarence 1914, 15, 16
Derks, Mike 1984
DeRosa, Doug 1962, 65
DeTemple, Tom 2009, 10, 11
DeVincents, Larry 1957
DeWalt, Carl 1974, 76, 77
DeWitz, Keith 1957
Dickerson, Richard 1903, 04
Dickson, William 1894, 95, 96
Diehl, George 1891
Dillhoff, Glen 1951, 52, 53, 54
Dingle, Nate 1990, 91, 92, 93
Dixon, Joe 1998, 99, 00
Dixon, Malloy 1938, 39, 41
Dixon, Rob 2002

Dixon, Ronnie 1990, 91, 92
Dixon, Troy 1987, 88
Doaks, Gerrid 2017
Dodd, Brian 2003
Dolinski, Joel 1994, 95, 96, 97
Doolin, Kirt 1998, 00, 01, 02
Dorsey, Ron 1970, 71
Doss, Sheldon 2016
Dost, Frank 1929, 30
Doston, Darren 2014
Douds, Andy 1936
Dougherty, Bob 1951
Dougherty, Jim 1947, 48, 49
Dowdy, DJ 2013, 14, 15, 16
Drane, Deven 2010, 11, 12, 13
Drake, Hall 1945, 46, 47
Draper, Matthew 2016
Drewery, Robert 2000, 01
Driscoll, Jim 1950
Dublanco, Joel 2017
DuBray, Ernest 1907, 08, 09, 10
Duckens, Bob 1990, 91, 92, 93
Dudley, Walter 2002, 03, 05
Duenas, Mario 2006, 07
Dufford, Jack 1939
Duncan, Harry 1933, 34, 35, 36
Dunlap, Sheldon 1947, 48, 49
Dyke, John 1988

E

Eastlake, Steve 2003, 04, 05
Easton, Russell 1909, 10, 11, 12
Eaton, Lyman 1893, 94, 95, 96
Ebbers, Howard 1941
Eddington, Derrick 2003
Edwards, Steve 1979, 80, 81, 82
Edwards, Willis 1999, 00, 01, 02
Edwards, Zach 2013, 14, 15, 16
Egenolf, Tom 1981, 82, 83, 84
Ehinger, Parker 2012, 13, 14, 15
Eiben, Larry 1967, 68, 69
Elfers, Jake 2016, 17
Eilerman, Joe 1977, 78, 79
Eillers, Henry 1917, 18, 19, 20
El, Amin, Khalil 2005, 07, 08
Elchynski, Ted 1959
Elliott, Dante 1998, 99, 00
Elminger, Steve 1985
El, Mubarak, Muhammed 1991, 93, 94, 95
Emerson, Lowe 1896
Emmerich, Charles 1936
Emmerich, Gus 1935
Enzor, Jamar 2001, 02, 03, 04
Ertle, Ron 1969, 70, 71
Ervin, Chet 2002, 03, 04, 05
Estadt, Dick 1960
Evans, Jarred 2015
Evans, Percy 1995, 96, 97, 98
Evans, Phil 1956
Evans, Troy 1999, 00
Everham, Arthur 1900, 01

F

Fabini, Jason 1994, 95, 96, 97
Fabis, Glenn 1976, 78, 79, 80
Farfsing, Patrick 2003, 04, 05, 06
Faris, Jim 1945
Farkas, Glenn 1987, 88, 89, 90
Farrell, Tom 1961
Faulkner, Dave 1952, 53, 54
Fayton, Robert 1980
Fearing, Adam 2012
Feaster, John 2002, 03
Fein, Rick 1973, 75
Felchner, Bill 1971

Felder, Darrius 1993, 94, 95, 96
Feldhaus, Bill 1934, 35, 36
Felsner, Glen 1983
Fenker, Clem 1911, 12, 13
Fenlon, Robert 1946, 47, 49
Fennekohl, Art 1927
Fennel, Adolph 1900, 01, 02
Fennell, Clem 1970, 71, 72
Fenzel, Al 1945
Ferguson, Bill 1939
Ferguson, Chris 2015
Ferguson, Delbert 2006, 07, 08
Ferguson, Shawn 1995, 97, 98
Fette, Sam 2016
Fick, John Edward 1918
Fields, Ivan 1999, 00, 01, 02
Filger, Joseph 1925, 26, 27
Finch, Neil 1907
Fink, David 1988, 89
Fishback, Victor 1914, 15
Fisher, Frank 1907
Fisher, N.V. 1927, 28
Fitz, Kimoni 2015, 16, 17
Fitzgerald, Chuck 1991, 92
Fitzgerald, Leroy 1931, 33
Fitzgerald, P.H. 1920, 21
Flach, Fred 1903, 04
Flaherty, Mike 1965
Fleming, Bob 1945
Fletcher, Alan 1991, 92, 93
Fletcher, Tom 1969, 70
Flick, Ben 2013
Flohr, Ralph 1909, 10, 11, 12
Flores, Chris 2006, 07
Fogler, Jim 1981, 82, 83
Foley, Albert 1937
Foley, Louis 1893
Foley, William T. 1905, 06
Ford, Ed 1966
Ford, Marion 1971, 72, 73
Foreman, Butch 1967, 68, 69
Foreman, William 1896, 97
Forrest, Darrick 2017
Forrest, Ted 1998, 99, 00, 01
Forrest, Tom 1970, 72, 73
Foster, Deno 1981, 82, 83, 84
Foster, Marcus 2013
Foster, Trevor 1992, 93, 94, 95
Fournier, Randy 1977, 78, 79, 80
Fowler, Bill 1973, 74, 75
Fowler, Ken 1993, 94, 95
Francoise, Bill 1977
Francisco, Shaun 1990
Franklin, Cliff 1942
Franklin, T.J. 2010
Frankos, Nick 1982, 83, 84, 85
Franz, Ron 1957, 58, 59
Fratz, Arthur 1918, 20, 21, 23
Frazier, Andre 2001, 02, 03, 04
Freeman, E.R. 1885
Freese, Ollie 1942, 46
Frey, Carl 1918, 19
Frey, Drew 2009, 10, 11, 12
Friedman, Sid 1938, 39, 40, 41
Fries, Daniel 1914, 19, 20
Frisina, Mike 1977, 78
Fritsch, Louis 1899, 00
Fritz, Don 1951, 52, 53
Fry, Chip 1977
Fugere, Rich 1963, 64, 65
Fuller, Bobby 1998, 99
Fulop, Jeff 1988, 89, 90, 91
Fulton, Ivan 1995, 96
Furste, Wesley 1903

G

Gaines, Wentford 1974, 75
Ganelli, Dave 1969, 70
Gant, London 1936
Gantert, Steve 1976, 78, 79, 80
Gantz, Andrew 2014, 15
Garden Lloyd 1998, 99, 00
Gardner, Josh 1999, 00, 01, 02
Garnes, Sam 1993, 94, 95, 96
Garnett, Robert 1991, 92, 93, 94
Garofolo, Joe 1974
Garrison, Mason 2016
Garvin, Dan 1937, 38, 39
Garvin, Milton 1937, 38, 39
Garvin, Pete 1946
Gates, Edward 1892
Gates, Mike 1979, 80, 81, 82
Geddis, Thomas 2016, 17
Geiser, Bob 1957
George, Chris 1995
George, Eric 1985
George, Ron 1966
Geraci, Sam 2014, 15, 16
Gerdson, Al 1939
Germany, Donald 2003, 04, 05
Giacometti, Dean 1940, 41
Giannandrea, John 1957, 58, 59
Gibboney, Larry 1936, 37
Gibbs, Kirk 1999, 00
Gibbs, Robert 1979, 80, 83
Gibson, Antonio 1981, 82
Gibson, Gene 1949, 50
Gibson, Jim 1942
Giddens, Antwan 2004, 05, 07
Giebel, Robert 1914
Gilbert, Tyrell 2015, 16, 17
Gillespie, Hunter 2017
Gilliand, Sam 1936
Gilliland, William 1930, 31, 32
Giordano, Dan 2009, 10, 11, 12
Gilyard, Mardy 2005, 07, 08, 09
Gladney, Casey 2014
Glasgow, Charles 1920, 22, 23
Glasgow, Russell 1922, 23, 24
Glatthaar, Bradley 2004, 05, 06, 07
Glover, LaVar 1998, 99, 00, 01
Godlewski, Stan 1951, 52, 53
Goebel, John 2006, 08, 09, 10
Gohenn, Richard 1910, 11, 12
Goist, Dick 1951, 52, 53, 54
Golden, Jared 2012, 13
Golding, William 1937
Goldmeyer, Clifford 1929, 30, 31
Goldner, Phil 1960, 61, 62
Golic, Jake 2014
Goodman, Dominick 2005, 06, 07, 08
Goodman, Don 1982, 83
Goosby, Darryl 1981, 82
Goosman, Herbert 1913, 14, 15
Gordon, Alex 1983, 84, 85, 86
Gordon, Glenn 1979
Gordon, Jack 1951, 55, 56
Gordon, Walt 1956, 57, 58
Gorton, Mike 1968
Gossett, DeJuan 1997, 98, 99, 00
Gotovac, Nick 1984, 85
Grace, Ralph 1936
Grad, John 1960, 61
Grady, Tim 1969, 70
Graham, Jeff 1986, 87
Graham, Mike 1942, 46, 47
Gramann, Mike 1983, 84
Grammer, Donald 1950, 51, 52
Grant, Reggie 1992, 93, 94
Graves, Bill 1957, 58, 59

Graves, Jeremy 2012, 13
Grawe, William 1930
Gray, Devin 2016, 17
Gray, Geoffrey 1903
Graydon, Joseph 1893
Green, Bo 1978, 79, 80, 81
Green, George 1898
Green, Gordon 1954, 55, 56
Green, Jim 1967
Green, Tion 2012, 13, 15, 16
Green, Trey 1983, 84, 85, 86
Greenbaum, Walter 1900
Greene, Jaalen 2017
Greene, Marcellus 1977
Greenlees, Campbell 1889
Gregg, Clifford 1915, 16, 17
Gregg, Daniel 1909
Gregg, Ellis 1914, 15, 16
Gretchen, Mike 1940, 41, 46
Greuenschlaeger, Steve 1985
Griest, Howard 1941
Griffin, Brad 1983, 84
Griffin, Samuel 2007, 08, 09, 10
Grigas, Charles, 1963
Griggs, Mark 1978
Grimes, Mike 1977
Grimsley, Dan 1988, 89, 90, 91
Grooms, Terry 1993, 94, 95, 96
Grothaus, Keith 1975
Grubb, Ted 1997, 98
Gruzta, Dustin 2005, 06, 07, 08
Guidugli, Ben 2007, 08, 09, 10
Guidugli, Gino 2001, 02, 03, 04
Gulick, Richard 1936
Guyot, Noel 1951, 52, 53, 54
Guzda, Mike 1990, 91, 92, 93
Gwynne, Dave 1959

H

Haas, Elwood 1917
Habekotte, Georgia 1916
Haby, Linus 1934, 35, 36
Haehnle, Elmer 1909, 10
Hagans, Aaron 1977, 78, 79
Hagler, Tyjuan 2002, 03, 04
Hailey, Ben 1980, 81, 82, 83
Haley, Reuben 2011
Hall, Chas 2000
Hall, James 1932, 33, 34, 35
Hall, JaJuan 2003, 04, 05, 06
Hall, Lionel 1939, 40
Hall, Richard 2002, 03, 04
Hall, William O. 1911, 12
Hallerman, Lee 1924, 25, 26
Hallett, Arthur 1928, 29, 30
Hamilton, Joe 1998, 99
Hamm, Tremell 1993
Hammel, John 1887
Hampton, Guy 1979
Hancock, Steve 2010, 11
Handwerker, David 1978, 79
Hankes, Francis 1918
Hanna, Clarence 1945
Harden, Zeke 1971, 72
Harder, Tim 1988
Hardin, Ollie 1949
Harding, Darrell 1992, 93, 94, 95
Hargrove, Carl 1981, 82, 83
Harlan, Nate 1950, 51, 52
Harless, Ted 1961
Harned, Mark 1914
Harp, Lance 1991, 92, 93
Harp, Larry 1960, 61
Harper, Eric 1997, 98
Harrah, Brad 2012, 13, 14

Harris, David 2000, 01, 02
Harris, Rob 1982
Harris, Rodney 1990
Harrison, Joe 1999, 00, 01
Harrison, William 1929, 30
Harrison, Reggie 1971, 72, 73
Harry, Joseph 1885, 86
Hart, Dennis 2002, 03
Hartkopf, Leif 1979, 80
Hartman, Jim 1942
Hartong, Hank 1961
Hartsfield, Terrell 2013, 14
Hartzell, Morton 1894, 95
Harville, Cecil 1952
Harvin, Allen 1978, 79, 80, 81, 82
Harwell, Tedric 2001, 02, 03, 04
Haslinger, Lee 1949, 50, 51
Hatcher, Bryant 1989
Hauk, Joe 1948, 49
Hauser, Dan 1975
Hausfeld, Robert 1987, 88
Hawes, Javan 2017
Hawkins, Artrell 1994, 95, 96, 97
Haydon, John 1891
Hayley, Reuben 2010
Hayes, Ron 1974, 75, 76
Hays, Harry 1887, 88
Hays, Larry 1960, 61, 62
Hazel, Kevin 2002, 03
Hazelton, Vidal 2010
Hebbeler, Joe 1959
Heffron, Ron 1983, 84
Heidorn, Ray 1966, 67
Heil, Alex 2016
Heil, Phillip 1931, 32, 33
Heineman, Scott 1977, 78, 79, 80
Heinold, Frederick 1916, 19, 20
Heinz, Bill 1969
Heitkamp, Greg 1987, 88
Heizmann, Les 1948
Helm, Tony 1979, 80, 81, 82
Henderson, Jim 1969, 71
Hendricks, Charles 1903
Heneveld, Craig 1969, 70, 71
Hergott, Greg 1998, 99
Herman, Roman 1924, 25, 26
Hermann, John 1930, 31
Hernandez, Oscar 1983
Hess, Barry 1961
Hessell, Edward 1932
Hessler, Harvey 1924
Heuck, Alphonso 1887
Heuck, Robert 1909, 10, 11, 12
Heuck, Walter 1910, 11
Hewitt, Chris 1993, 94, 95, 96
Hibbard, Merrill 1893, 94, 95, 96
Hice, Nate 1999, 00
Hice, Joe 1985, 86, 87, 88
Hicks, Louis 1913
Higgins, Phil 1961, 62, 63
Hill, Howard 1978
Hilliard, Mike 1970, 71
Hilton, Tomaz 2008, 09, 10, 11
Hines, Quintin 2009
Hinson, John 2003
Hoeh, Jim 1972, 73, 74
Hoffman, Alex 2008, 09, 10, 11
Hoffmeister, Charles 1905, 06, 09
Hogg, Cassius 1888
Hoke, Anthony 2004, 05, 06, 07
Hollaender, Dave 1945
Holland, Robert 1902, 03
Holloman, Joshuwa 2016
Holly, Daven 2001, 02, 03, 04
Holmes, Fred 1937

Holstein, Jim 1950
Holterhoff, Ralph 1892, 93, 94
Holthaus, Denny 1969, 71, 72
Holton, Johnny 2014, 15
Hood, 1909
Hooley, Sean 2010, 11, 12
Hoog, Don 1988, 89
Hoog, Doug 1988, 89, 90, 91
Hoose, Jim 1964, 65, 66
Hoover, Adam 2000, 01
Hopkins, William 1918, 19
Hoppel, Adam 2006, 07, 08
Horner, Bruce 2010, 11, 12
Horschel, Joe 1969, 70
Horton, Antoine 2003, 04, 05, 06
Householder, Mark 1978, 79, 80
Houser, Don 1990
Howard, 1905
Howard, Charley 2007, 08, 09
Howard, Steve 1984, 85
Howell, Bob 1961, 62, 63
Howles, James 1924, 25
Hrnyak, Nick 1968, 70
Huber, Daryl 1985, 86, 87, 88
Huber, Kevin 2007, 08
Hubley, Myron 1928
Hucke, Raymond 1928, 19, 20
Hudson, Reggie 1991, 92, 93, 94
Hughes, Donnell 1989
Hughes, John 2008, 09, 10, 11
Humphrey, Hayden 1988
Humphrey, Will 1991
Humphrey, Wilson 1989, 90
Hundemer, Will 1950, 53
Hunt, Ashley 1997, 98, 99, 00
Hunt, Jack 1945
Hunt, Jason 2001, 02
Hunter, Billy 1970, 71, 72
Hunter, Denton 1971
Hunter, Dwayne 1987
Hunter, Paul 1974
Hurley, Edward 1904
Hurst, Mike 1981, 82
Husic, Bob 1950, 51, 52
Hyland, Kevin 2014, 15
Hyndman, Fred 1909
Hynes, Robert 1923
Hynoski, Fred 1960, 61, 62

I

Iber, Frank 1920, 21
Ibold, 1904
Iglauer, Samuel 1891, 92, 93, 94
Inott, Ralph 1904, 05, 06, 07
Insalaco, Phil 1986, 87, 88
Isam, Phillip 1894
Isom, Jasen 1997, 98
Ivanovich, Mike 1977
Ivey, Gene 1924
Ivy, Scott 1981, 82, 83, 84

J

Jackson, Andre 1983, 84, 85, 86
Jackson, Anthony 1991
Jackson, Boyd 1983, 84, 85
Jackson, Brad 1994, 95, 96, 97
Jackson, Campbell 1917
Jackson, David 1995, 96, 97, 98
Jackson, Denny 1968, 69
Jackson, Dwight 2011
Jackson, Earnest 2004, 05, 06, 07
Jackson, Jeremy 2001, 02, 03, 04
Jackson, Jonathan 2002, 03
Jackson, Kevin 1994
Jackson, Ray 2000, 01



2018 CINCINNATI FOOTBALL

ALL-TIME LETTERWINNERS

Jackson, Tony 1965, 66, 67
Jacobs, Carter 2014, 15, 16, 17
Jacobs, Don 1939
Jaeger, James 1951
James, Dick, 1969, 70, 71, 72
James, Morgan 2016, 17
Jamison, George 1980, 81, 82, 83
Jansen, Don 1949, 50
Jarrett, Harry 1983
Jarvis, Dick 1950, 51
Jefferson, Bob 1987, 88
Jenike, Bill 1952
Jenkins, Brian 1990, 92, 93
Jenkins, Gary 1971, 72
Jenkins, Keith 1975, 76
Jenkins, Mark 1982, 83
Jenkins, Mel 1982
Jenkinson, Bryce 2015
Jessen, Tom 1947, 48
Jeter, Frank 1975, 76, 77
John, Patrick 1991, 92, 93
Johnson, Albert 1969, 70, 71
Johnson, Avery 2016
Johnson, Carl 1989
Johnson, Clyde 1890, 91, 92, 93
Johnson, Doug 1997
Johnson, Ed 1986, 87
Johnson, Eddie 1997, 98, 99, 00
Johnson, Ellis 1978, 79
Johnson, Lyndon 2017
Johnson, Murray 1952, 53
Johnson, Nils 1989, 90
Johnson, Paul 1956
Johnson, Reuben 2009, 10
Johnson, Richard 1989, 90, 91
Johnson, Ron 1976, 77
Johnson, Scott 2008
Johnson, Travis 2013
Johnson, Tshumbi 2016
Johnson, Walter 1985, 86, 87
Johnston, DeWayne 1999, 00, 01
Jolitz, Evan 1972
Jones, Andre 2013, 14, 15
Jones, Ben 1963
Jones, Brad 2006, 07, 08, 09
Jones, Carl 2002, 03
Jones, Demetrius 2009
Jones, Dick 1938, 39, 40
Jones, Doug 2004, 05, 06, 07
Jones, Ed 1973, 74, 75
Jones, George 1978, 79
Jones, Jeff 1987, 88, 89, 90
Jones, Ryan 2016, 17
Jones, Travis, 1989, 90
Jones, Tyjuan 2005
Jordan, Alvin 1992
Jordan, Jerrell 2013, 14
Jordan, Ken 1965, 66, 67
Judge, Joe 1998, 99
Julian, Damon 2011, 12
Julian, James 2002
Jurek, Chris 2007, 08, 09
Justice, Howard 1916, 17, 18

K

Kaemmerle, Carl 1932, 33
Kane, Bob 1950, 51
Kane, Dick 1948, 49, 50
Kantor, Bob 1960
Kapetanis, Tony 1977, 78, 79
Karlis, Rich 1978, 79, 80
Katenkamp, Tom 1977
Kattus, Mike 1960, 61
Katz, Dale 1990, 91, 92
Katzeff, Rick 1972

Kaufman, Earle 1933, 34, 35
Kay, Brandon 2012, 13
Keane, Mike 1948
Keck, Tinker 1997, 99
Keebler, Cory 2011, 12, 13
Keinath, William 1937
Keith, Tye 1999, 00, 01, 02
Kelce, Jason 2007, 08, 09, 10
Kelce, Travis 2009, 11, 12
Kelchner, Orville 1938, 39, 40
Kelchner, William 1940
Keller, George 1924
Kellett, Dan 1978, 79
Kelly, Dellano 1984, 85, 86, 87
Kelly, James 1973, 74, 75
Kelly, Jim 1947, 48, 49, 50
Kelly, Mike 1968, 69
Kelly, Mike 1986, 87
Kemper, Roger 1887, 88
Kemper, Roger Hall 1897
Kennedy, Edward 1910, 11, 12, 13
Kenner, Deontey 1997, 98, 99, 00
Kennett, William 1902
Kibler, Carl 1916
Kiel, Gunner 2014, 15, 16
Kimbrough, Craedel 1992, 93, 94, 95
Kinard, Antonio 2015, 16
King, Anthony 2011, 12, 13
Kinney, Clark 1957
Kinney, Ransom 1918
Kinsey, Boyden 1891, 92, 93, 94
Kinsey, Lawrence 1929, 30
Kinsler, Latish 1990, 91, 92, 93
Kirkpatrick, Ville 1902
Kirstein, Paul 1936
Klein, Chester 1912, 13
Kleinhenz, Mike 1971, 72, 73
Klimczak, Stan 1947, 48, 49
Kloboves, Ed 1977, 78, 79
Klusman, Len 1945
Knapp, Fred 1933
Kneisner, Bill 1945
Knight, Earl 1952, 53
Knighten, Willis 1990
Knutson, Matt 1995
Kobalka, John 1994, 95, 96, 97
Koehler, Walt 1959
Koehler, William 1916, 17
Koester, Kyle 2003
Kohl, Chris 1988, 89
Koman, Larry 1965
Konkel, Ron 1956
Kopich, Bob 1962, 63, 64
Kopich, Frank 1963
Koppenhoeffer, Ted 1975
Kostelnik, Ron 1959, 60
Kouri, Larry 1955, 56
Kovac, Ed 1957, 58, 59
Koynock, Joseph 1990
Krampe, Hugo 1908, 09, 10, 11
Krapp, Frank 1897
Kraske, William 1940, 41
Kratt, Emil 1920
Kreimer, Alfred 1904, 05
Krimmer, Dan 1992
Kuck, Edward 1911, 12, 13
Kugler, Marlay 1902, 03
Kuhn, Hugh 1918
Kurnick, Howie 1975, 76, 77, 78

L

Labelle, Bruno 2017
Ladd, Anthony 1993, 94, 95, 96
LaForgia, Justin 2002
Lambert, Pat 2009, 10, 11, 12

Lancaster, McKinley 1983, 84
Lang, Frank 1999, 00, 01
Langen, Dave 1903
Langenbeck, Dick 1946, 47
Langenheim, William 1891, 92
Langenheim, Ralph 1914, 15, 16
Lathan, Dave 1985, 86
Lattimore, Kenwood 2002
Laub, John 1930
Lauck, James 1936
Laurence, Daniel 1890, 91, 92, 93
Laurie, Joe 1970, 71, 72
Lavelle, Pat 1985, 86, 87, 88
Lawson, Sig 1954, 55, 56
Lawson, Stanley 1885
Lawson, Tom 1988
Lea, Este 1891
Leach, John 1960
Leahy, Pat 1984
Leahy, Ryan 2013, 14, 15, 16
Lease, John 1923, 24, 25
LeBoutillier, George 1894
Lee, Greg 1999, 00
Lee, Harold 1974, 75, 76
Lee, Jack 1957, 58, 59
Lefeld, Eric 2011, 12, 13, 14
Legaux, Munchie 2010, 11, 12, 14
Leininger, Arthur 1932, 33
Leins, Dave 1956
LeKamp, Lester 1929, 30
Lemire, Jamie 1992, 93, 94, 95
Leo, Jim 1957, 58, 59
Leshnak, Bob 1984, 85, 86, 87
Lewis, Dave 1971, 72
Lewis, Dyjuan 2011
Lewis, Ernie 1967, 68
Lewis, John 1985, 86, 87
Lewis, Kahlil 2015, 16, 17
Lewis, Melvin 2000
Lewis, Mike 1993
Lewis, Robert 1930, 31
Lewis, Thaddeus 2002, 03
Lewis, Walter 1984
Liggins, Keathus 1983
Liggons, Dave 1976
Liggons, Tom 1973, 74, 75
Lilly, E.J. 2001
Lindsey, Chad 1990
Linkenbach, Jeff 2006, 07, 08, 09
Linneman, Joseph 1920, 21
Lisek, Jason 2000
Lloyd, John 2013, 14
Logan, Freddie 1981, 82
Lonchar, Thomas 1939, 40
Longo, Sam 2012, 13
Looney, Steve 1986
Louis, Michael 1978, 79, 80, 81
Love, Leon 1958, 59, 60
Love, Ka'Son 2001, 03
Love, Mike 1999, 00
Love, Willis 1975, 76
Lovell, Kevin 2004, 05, 06
Lowenstein, Harry 1887
Lozano, Roney 2010, 12
Lozier, Colin 2009, 10, 11, 12
Luallen, Jordan 2011, 12, 13
Luc, Jeff 2013, 14
Lucas, Rob 1995, 96, 97, 98
Lucas, Steve 1973, 74, 75
Lucius, A.J. 2001, 02, 03, 04
Lucka, Rich 1965
Lunsford, Carlton 1930, 31
Lutmerding, Medard 1928, 29, 30
Lytle, James 1888

M

Maccioli, Ferd 1953, 54
Macejko, Tom 1965, 66, 67
Machi, Al 1969
Machle, C. 1922, 23
Macikas, Anthony 1939, 40, 41
Mack, John 1969, 70, 71
Macke, Joe 1962
Maddox, Arthur 1952
Maddox, Mike 1990, 93
Maddox, R.D. 1894
Maddux, Robert 1923, 24, 25
Madaya, Bill 1965
Mainello, Dominic 2013, 14
Mallory, Evan 2016
Malone, C.J. 1908, 09, 10
Malone, Jody 1985, 86
Malone, Roy 1939
Maloney, Tom 1940, 41
Mammarelli, Jason 1997, 98, 99, 00
Manalac, Ryan 2005, 06, 07, 08
Manfredini, Chris 2003
Mann, David 1975, 76, 77
Manning, Tom 1965
Manny, Erwin 1936
Manor, Joe 1962
Marich, Robert 1951, 52, 53
Maroney, Barry 1955, 56, 57
Marsh, Stanley 1900
Marshall, DeJuan 1995, 96
Marshall, Linwood 1981, 82, 83
Martin, Harold 1924, 25
Martin, Jared 2006, 07
Martinez, Randy 2008, 10, 11
Marvaso, Tom 1973, 74, 75
Marx, Robert 1906, 07, 08
Masdea, John 1952, 53
Mason, Al 1970, 71, 72
Mason, Corey 2013
Massong, Bob 1977, 78, 79
Masterson, Mark 2000
Matthews, Dennis 1965, 66, 67
Matthews, Randolph 1894, 95, 96, 97
Matthews, Tom 1987, 88
Mathews, Ricardo 2006, 07, 08, 09
Matto, Andy 1950, 51, 52
Mauk, Ben 2007
Maxwell, Paul 1959, 60, 61
Mays, P.J. 1999
Mbodj, Malick 2017
McAndrews, Anthony 1921, 22, 23
McBride, Randy 1969, 70, 71
McCabe, Bob 1964
McCafferty, Collin 2007, 08, 09, 10
McCall, Ed 1983, 84
McCann, Gene 1953, 54, 55
McCarthy, Mike 1967
McCarthy, Sean 1988
McCartney, Arch 1917
McClain, William 1950
McClellan, Sean , 12
McCleskey, DeMarco 1998, 00, 01, 02
McClung, Anthony 2010, 11, 12, 13
McClure, 1904
McCoin, Danny 1984, 85, 86, 87
McComas, Ralph 1910, 11
McCray, Frank 1902, 03, 04
McCullough, Kevin 2005, 2006
McCutcheon, Bob 1959, 60
McDonald, Bill 1949
McFadden, Kevin 1986
McFarland, Bob 1961, 62
McGarr, Tyler 2016
McGee, Frank 1890, 91
McGee, Travis 2002, 03

McGill, Neil 1903
McGinley, Mike 1956
McGonegle, Jack 1965
McGraw, Rich 1983
McHenry, Ron 1967, 68
McKay, Mekale 2013, 14, 15
McKeever, Dan 1950
McKeever, Tom 1950, 51, 52
McKenzie, Donnell 2006
McKenzie, Roger 1950
McKinney, Al 1985, 86, 87, 88
McKnight, Butch 1969
McKnight, Don 1995, 96, 97, 98
McMillan, Don 1946, 47, 48, 49
McNamee, Ralph 1939, 40
McNeal, Yancey 1982
Meador, Mitch 2010, 11, 12, 13
Meador, Robert 1945, 48, 49
Medaris, Rashad 2017
Meguiar, Robert 1936
Meier, Bob 1940, 41, 42
Meinerding, John 1980
Melina, Tom 1976
Melish, John Howard 1894
Menke, Bob 1971, 72, 73
Menke, Bob 1948, 49
Mercer, Dale 1980
Mercer, Matt 2001, 02, 03, 04
Mercer, Rich 1974, 76
Mercurio, Mark 1969, 70
Merkich, Bob 1967, 68, 69
Merriam, Dave 1963
Merritt, Marv 1954, 55
Messner, Max 1957, 58, 59
Metz, Walter 1930, 31
Meyer, Al 1927
Meyer, Urban 1984
Meyers, Phillip 1919, 20, 21
Mickens, Mike 2005, 06, 07, 08
Middendorf, Frank 1949, 50, 51
Middendorf, Matt 1985, 86, 87
Milano, Tony 2011, 12, 13, 14
Miller, Bob 1965, 66, 67
Miller, David 1977
Miller, Ed 1966, 67, 68
Miller, Gene 1966, 67, 68
Miller, Henry 1973, 74, 75, 76
Miller, Joe 1953, 54, 55
Miller, Mike 1968, 69, 70
Milligan, Danny 2010, 11, 12
Milligan, Norm 1986
Mills, Brandon 2009, 10, 11, 12
Mills, Robert 1929, 30
Milner, Bob 1965, 66, 67
Milner, Hobson 1981
Minor, 1905
Minor, Jaylyin 2015, 16, 17
Minor, Keith 2015, 16, 17
Misall, John 1971, 72, 73
Misik, Jerry 1965, 66, 67
Mitchell, Brandon 2013, 14
Mitchell, Kevin 1991
Mitchell, Montrell 1999
Mitchell, Otis 1974, 75, 76
Mittwede, Harry 1939
Mizener, James 1993
Moche, Joe 1962
Moeschl, Scott 1980
Molden, Eric 1979
Momper, Jerry 1962, 63, 64
Monaghan, Doug 2001, 02, 03, 04
Monds, Mario 1999, 00
Monfort, Joseph 1988, 89
Monroe, Rodrick 1997
Montgomery, Dan 1966

Montgomery, James 1914, 15
Montgomery, Walter 1990
Montiel, Dave 1990, 91, 92
Moody, Willis 1989, 90
Mooney, Norm 1950
Moore, Charles 1901
Moore, Chris 2012, 13, 14, 15
Moore, Greg 2004, 05, 06, 07
Moore, Hayden 2015, 16, 17
Moore, Justin 2008
Moore, Keith 1972
Moore, Rod 2013, 14
Moore, William 1978, 79, 81
Mooth, John 1951, 52
Morgan, Leo 2006, 07
Morgan, Mike 1973
Morgan, Richard 1962, 63, 64
Morrill, Albert 1897, 98
Morris, Jerry 1960
Morris, Joseph 1914, 15, 16
Morris, Tim 1978
Morris, Wellslake 1916, 17
Morrison, Joe 1956, 57, 58
Morrison, Max 2012, 13, 14, 15
Morrison, Robert 1908, 09, 10
Mortemore, Gary 1954, 55, 56
Morton, Mike 1983, 84
Morton, Pat 1963
Moser, Hank 1950
Mosketti, Bob 1954, 55
Mouhon, Kevin 2015, 16, 17
Mouhon, Silverberry 2012, 13, 14, 15
Muche, Ray 1967
Mueller, Alfred 1907
Mueller, Bob 1942
Mukes, Roosevelt 1985, 86, 87, 88
Mumford, Eric 1972
Munlin, Vincent 1986, 87, 88, 89
Murcay, Mike 1945
Murphy, Chris 2016, 17
Murphy, Jamey 2002, 03, 04
Murphy, Jim 1942
Murphy, Johnny 1981, 82, 83, 84
Murphy, Mike 1953, 54, 55
Murphy, Shawn 2000, 01
Murray, Delonte 2015
Murray, George 2001, 02, 03, 04
Murray, Justin 2013, 14, 15
Murray, Malcolm 2012
Mussey, Robert 1904, 05
Myers, Jim 1979, 80, 81, 82
Myers, Ralph 1973, 74, 75, 76
Myers, Steve 1979
Myers, Tom 1963

N

Nakamura, Haruki 2004, 05, 06, 07
Nash, Darryl 1986
Nau, Clyde 1933, 34, 35, 36
Nau, Robert 1930
Neal, Braxton 2017
Nelms, Lamonte 2006, 07, 08
Nelsen, Jim 1957, 58, 59
Nelson, Al 1962, 63, 64
Nelson H.O. 1920
Nelson, Jerry 1962, 63, 64
Nelson, Jim 1968, 69
Nelson, Ron 1965, 66, 67
Neville, Al 1963, 64, 65
Newman, Rush 1918
Newmann, Ed 1965, 66, 67
Newton, Jon 2005, 06, 07
Nichols, Mike 1976, 77
Nickel, Elbie 1940, 41, 42, 46
Nickel, Joe 1968

Niederhelman, Jerry 1972, 73
Niehaus, David 2016, 17
Niehoff, Rob 1983, 84, 85, 86
Nieman, Howard 1896, 97, 98, 99
Nieman, Samuel C. 1896, 97, 98
Niemann, Jim 1954, 55, 56
Nimma, Lo 1925, 26
Nippert, James 1922, 23
Nirenberg, Dave 1967
Noble, Terry 1983, 85, 86, 87
Noll, Robert 1899
Nolting, Ray 1933, 34, 35, 36
Nolting, Roger 1945
Norton, Zach 2000, 01, 02, 03
Notacker, Brad 1982, 83, 84
Novak, Ed 1974, 75, 76

O

Oakes, Pat 1993, 94, 95
Oblak, Fred 1959, 60, 61
O'Brien, Dan 1987
O'Brien, Jim 1967, 68, 69
O'Connell, Jim 1974, 75, 76, 77
O'Conner, Tim 1981, 82
O'Donnell, Pat 2010, 11, 12
O'Donnell, Robert 1894, 95
Oeh, William 1936, 37
Oetjen, Gary 1975, 76
Oetjen, Greg 1971, 72
Oganowski, Kas 1971, 72
Ogle, Bill 1988
Oglesby, Norman 2017
Olding, Joe 1979, 80, 81, 82
Olinger, Jon 1999, 00, 01, 02
Oliver, Jeff 1989
Olzewski, Walt 1956
Olverson, Jesse 1994, 95
O'Malley, Tom 1948, 49
Omogrosso, Tony 1980, 81
Openheimer, Otto 1938, 39, 40
Oradat, Greg 1974, 75
Orak, Andy 1980
Orr, Gordon 1937
Orr, Trenier 2012
Orton, Philo 1890, 91
Ousley, Jim 1969
Outlaw, Napoleon 1974, 75, 76, 77
Overgaauw, Gary 1987, 88
Owens, Brig 1963, 64
Owens, Ervin 1984, 85, 86, 87
Owens, Russ 2002
Owens, Thurman 1947, 48, 49

P

Pace, Alex 2014, 15, 16
Pacl, Tom 1958, 59, 60
Pagan, Louie 1983
Palmer, G.M. 1920, 21, 22
Palmer, Roy 1914, 15, 16
Pangello, Erv 1939
Pape, John 1918
Pardini, Dick 1952, 53, 54
Paris, Jim 1960, 61
Parker, John 1964, 65, 66
Parker, R.K. 1930, 31, 32
Partridge, Phillip 1903
Pasley, Josh 2016, 17
Patania, Dave 1989, 91, 92
Pate, Lloyd 1966, 67, 68
Pater, Frank 1933
Patterson, Eric 1992, 93, 94, 95
Patterson, Lamont 1979, 80, 81, 82
Paul, Marcel 2017
Payne, Leviticus 2012, 13, 14, 15
Payne, Samuel 1990, 91, 92

Pead, Isaiah 2008, 09, 10, 11
Pearce, Marlon 1990, 91, 92
Pease, John 1923, 24, 25
Peckich, Phil 1978, 79, 81, 82
Peek, Antwan 1998, 00, 01, 02
Peele, James 1929, 30
Pendergrass, Cliff 1981, 82, 83, 84
Penno, Ray 1948, 49
Perdrix, Roger 1962, 63, 64
Perkins, Lee 1986, 87
Perelli, Joe 1984
Perrin, Reuben 1923
Perry, Arnaz 1984, 85, 86
Perry, Stanely 1910, 11, 12, 13
Peters, Charles Moore 1900
Petrus, Brent 1995, 96, 97
Pfau, George 1928
Phillips, Don 1979, 80
Phillips, Hurdie 1959, 60, 61
Piche, Gene 1945
Pickens, Steve 1986, 87, 88
Piening, Ben 1998, 99, 01, 02
Pierce, Davin 2016, 17
Pierson, Daniel 1900
Pike, Tony 2007, 08, 09
Pinckney, JJ 2015, 17
Pirone, Frank 1969
Pisanelli, Ralph 1951, 52, 53
Pitman, Lloyd 1945, 48
Pitts, Elton 1948
Pitts, Michael 2017
Plueddeman, R.O. 1908, 09, 10
Plummer, Chad 1995, 96, 97, 98
Podesta, Oliver 1890
Points, Dan 1961, 62, 63
Poirier, Phil 1986, 87, 88, 89
Poland, Bill 2003, 04, 05, 06
Ponder, Elijah 2017
Poole, Ron 1960
Popov, John 1938, 39, 40
Porter, Harold 1914, 15
Posey, Brian 1994, 95
Posely, Josh 2012
Post, Robert 1927, 33
Poteat, Jameel 2011, 12
Pous, Jim 1960, 61, 62
Powell, Dick 1939
Powell, Joe 1979
Powell, Vince 1991
Powers, Scott 1988, 89
Pramik, John 1942, 46, 47, 48, 49
Prather, Frederick 1918, 20, 22, 23
Prats, Bob 1978
Presley, Don 1954, 55, 56
Pressler, Fred 1936
Preston, Bill 1984, 85
Preston, Todd 1994
Price, Charles 1976, 77
Prigog, Dave 1962
Prisby, Erroll 1962, 63, 64
Prosak, Vic 1973, 74, 75
Proto, Tony 1967, 68
Pugh, Bill 1983
Pullen, C.N. 1919

Q

Quail, Keith 1955

R

Rader, Brandon 1995, 96
Radosovich, Ted 1963, 64
Rains, Dan 1974, 75, 76, 77
Rains, Jared 2010
Raizik, William 1937
Ramey, Charles 1936



2018 CINCINNATI FOOTBALL

ALL-TIME LETTERWINNERS

Ramsey, Jacob 2006, 07, 08, 09
Ramsey, William 1885
Rankin, Marc 1988, 90, 91
Ransom, Darryll 1999, 00, 01, 02
Ransom, Derrick 1994, 95, 96, 97
Raschig, Frank 1899, 1900
Rasso, Steve 1958, 59
Ratliff, Jesse 1973
Ray, Idarius 2015, 16
Rayl, William 1896, 97, 98
Razick, William 1935, 36, 47
Reaves, Joe 1957
Reece, Paul 1909, 10, 11
Reed, Detreik 2001
Reeder, Russell 1893, 94, 95
Reid, Gary 1990, 91, 92
Reid, I. Henry 1901
Reif, M. 1901
Reik, Todd 1984
Reinhold, Don 1957, 58, 59
Reinstatler, Jeff 2005, 06
Reinstatler, Tom 1959, 60, 61
Reiter, Dick 1984, 85, 86
Rekstis, Jack 1964, 65, 66
Rekstis, Pete 1962, 63, 64
Rendings, Charles 1897, 98, 99
Revels, Andre 2007, 08, 09
Reynolds, Jim 1971
Reynolds, Steve 2001
Rhein, Stanley 1920
Rhodes, Benson 1967, 68, 69
Rhodes, Richard 1985, 86, 87
Rice, Don 1959, 60
Rice, Doug 1962
Rice, Larry 1973, 74
Rice, Rob 2013
Richard, Dave 1956, 57, 58
Richards, Alkie 1942, 46, 47, 48
Richards, Brayton 1892, 93, 94
Richards, Eric 1993, 95, 96, 97
Richards, Harvey 1967, 68, 69
Richardson, Bayle 1915, 16
Richardson, Demetrius 2010, 12
Richardson, Wesley 2008, 09, 10
Richt, Fred 1897
Ricketts, Joseph 1988, 89
Ries, Steve 1978, 79, 80, 81
Riggins, Mel 1970, 71
Rini, Gerry 1979
Ritchey, Wes 1952, 53, 54
Ritchie, Dave 1958, 59, 60
Roberson, Aaron 2011, 12
Roberson, Cedric 1994
Roberts, Adam 2002, 03, 04, 05
Roberts, Jonathan 1991, 92
Roberts, Michael 1996
Roberts, Richard 1977
Robertson, Greg 1980
Robertson, Tower 1938
Robins, Joseph 1918
Robinson, Adrien 2008, 09, 10, 11
Robinson, Barry 1990, 91, 92
Robinson, Donnie 1984, 87, 88
Robinson, Heard 1975, 76, 77
Robinson, James 1891, 92
Robinson, Rob 1993, 94, 95, 96
Rock, Mike 1975, 76, 77, 78
Rodriguez, Ken 2007
Roeder, Dave 1965
Roessler, Clarence 1957, 58
Rogart, C. Herman 1917
Rogers, Doug 1961, 62
Rogers, Glenn 1984, 85
Rogers, Jacob 2007, 08, 09, 10
Rogers, Mike 1977, 78, 79

Rohrer, J.W. 1896
Rolfes, Paul 1982, 83
Rollins, Jerron 2016, 17
Romano, Tim 1981, 82
Rose, Tom 1972, 73, 74
Rosenswie, Mike 1993, 94
Rosfeld, Doug 1997, 98, 99, 00
Ross, Derick 2002, 03, 04, 05
Ross, Dominic 2003, 04, 05, 06
Ross, Don 1959, 60, 61
Rossi, Bob 1980, 81
Rossi, Gene 1950, 51, 52
Rossley, Tom 1967, 68
Roth, Jordan 2004
Rothfuss, Dick 1948, 49
Roudebush, William 1903, 04
Rounds, Chuck 1939
Rowe, David 1990, 91
Rowe, Terry 1968
Royal, Daryl 1994, 95, 96, 97
Rowe, Theodore 1905
Ruck, Franklin 1931, 32, 33,
Ruehlmann, Gene 1945, 46
Ruff, Gerry 1999, 00
Ruffin, Jonathan 1999, 00, 01, 02
Rushing, Caesar 1983
Russ, Tony 1967
Russell, Jason 2001, 02, 03, 04
Rutan, Doug 1983
Ruth, George 1956
Ryan, Mark 1983

S

Sabato, Al 1946, 47, 48
Sabato, Hugo 1947, 48
Sabia, Don 1985
Sammon, Senmore 1907
Sample, Glenn 1950, 51, 52
Sampson, Martin 1885, 86
Sampson, Thomas 1995
Samu, Joe 1969, 70
Sanders, Carl 1973, 74, 75
Sanders, Clarence 1972, 73, 74, 75
Sanders, Steve 1985, 86, 87, 88
Sarvis, Robert 1918, 19
Sauer, Bud 1940
Savage, Deron 1996, 97, 98
Savage, JaQuay 2017
Sawyer, Jon 1984, 85
Scales, George 1905
Scallan, Paul 1915, 16
Scarbrough, Shannon 1993, 94, 95, 96
Schaffer, JK 2008, 09, 10, 11
Schaeffer, George 1893
Schaeffer, Langdon 1909
Schaps, Frank 1936
Schayer, Isadore 1900
Schebor, Charles 1949, 50
Scheithe, Don 1996, 97, 98
Schell, Mick 1987, 88, 89, 90
Schellinger, Amos 1974, 75
Schierloh, Fred 1920, 21
Schipani, Jeff 1987, 88
Schira, Tim 1978, 79, 80, 81
Schlicher, Jeremy 2003, 04
Schloemer, Kevin 2012, 13, 14
Schmidt, Gus 1960, 61
Schmidt, Jack 1952
Schmidt, Jim 1979, 80
Schmitt, Mike 1969, 70, 71
Schneider, Anton 1913, 14, 15
Schneider, Hal 1945
Schneider, Hank 1942, 46
Schneider, Mike 1979
Schnurrenberger, Don 1950, 53, 54

Schoettmer, Don 1951, 52
Schott, John 1926, 27, 28
Schroetter, Alfred 1907
Schroetter, Edwin Odys 1904
Schuler, Ken 1969
Schultz, Steve 1976, 77, 78, 79
Schuster, George 1949
Schutte, Paul 1972
Schutte, R.E. 1928
Schwab, Richard 1932
Schwarburg, Al 1939
Schwarburg, William 1933, 34, 35, 36
Schwarz, Jim 1971
Schweitzer, Steve 1965, 66
Schwemlein, Wilbur 1936
Schwing, Brad 1993
Scott, James 1993, 94, 95, 96
Selfridge, Tom 1966, 67, 68
Sellers, Don 1993
Sellers, Dan 1983, 84, 85, 86
Seltz, Sam 1918, 19, 20
Seomin, Dick 1955, 56, 57
Sexton, Tony 1968, 69, 70
Shadd, Roland 1959, 60
Shafer, Walter 1904, 05, 06
Shalosky, Bill 1950, 51, 52
Shank, Charles 1940, 41
Shank, Jon 1963
Shannon, Ronnie 1988, 89, 90, 91
Shaut, Frank 1961, 62, 63
Shaw, Joe 1963
Shearrow, John 1950
Sheehan, Bob 1962, 63, 64
Sheffield, Art 1987, 88
Shelby, Harry 1937, 38
Shepherd, Bryan 1989
Shepherd, Dan 1974, 75
Sherrod, Andre 1989, 90, 91
Shibinski, Norb 1950, 51
Shneyderov, Josh 2000, 01, 02, 03
Shoemaker, Curt 2007
Shoemaker, Mike 1972
Short, Keith 1990
Shorter, Adam 2001, 02, 03, 04
Shorts, Floyd 1948
Shuff, Charles 1961
Shuler, Elijah 2012
Shundich, Nick 1949, 50, 51
Shyrock, Charles 1917, 18
Sidinger, Clarence 1928, 29, 30
Sidinger, Edward 1930, 31
Siebert, Fred 1938
Simko, Rudy 1959, 60, 61
Simon, J.P. 2005
Simmons, Lonnie 2004
Simmons, Rufus 1960, 61, 62
Simmons, Simeon 1978
Simons, Rick 1992, 93, 94
Simpson, Don 1994, 95, 96
Sims, Kelly 1988, 89, 90, 91
Single, Erv 1952, 53, 54
Single, Russell 1928
Sipple, Walter 1929, 30
Six, Dave 1960, 61
Skinner, Calvin 1903
Skorich, Nicholas 1940, 41, 42
Slater, Baker 1945
Slaughter, Thomas 1931, 32
Slusarz, Al 1976, 78, 79
Small, David 1991, 92, 93
Smedley, Clement 1900
Smedley, John 1963, 64, 65
Smikle, Tony 1997, 98, 99, 00
Smith, Aaron 1998
Smith, Chester 1931, 32, 33

Smith, Corey 2005, 06, 07, 08
Smith, Craig 1970, 71, 72
Smith, Craig 1978
Smith, DeAngelo 2006, 07, 08
Smith, Dennis 1963, 64, 65
Smith, E. Starbuck 1894, 95
Smith, Freddie 1994
Smith, Freddy 1997, 98, 99, 00
Smith, George 1932, 33, 34, 35
Smith, Hollis 1987
Smith, James 2017
Smith, Julius H. 1973
Smith, Landon 1996, 97
Smith, Louis C. 1893
Smith, Marquis 2017
Smith, M.E. 1927, 28
Smith, Mike 1975, 76
Smith, Movie 1963, 64
Smith, Drin Gould 1887, 88
Smith, Orlando 1995, 97, 98
Smith, Scott 1991, 92
Smith, Stanley 1896, 97
Smith, Steve 1995, 96
Smith, Tom 1957, 58
Smith, W.E. 1932
Smollen, John 1941, 46
Smoot, RC. 1982
Smyth, Bill 1942, 46
Smythe, 1905
Snyder, Jack 1952, 53, 54
Sobolewski, Tom 1963, 64, 65
Sparks, Evan 2005, 06, 07
Spencer, Charles 2000
Sponseller, Ty 2017
Sprague, Dan 2012
St. Clair, Pete 1948, 49, 50
Stack, Robert 1918, 19
Stacklin, Duane 1980, 81, 82
Stafford, John 1932
Stanford, Mark 1981, 82
Stanforth, Bill 1965
Stanley, Lincoln 1909
Stansbery, Derek 2005
Stargel, Jason 1982, 83, 84, 85
Stargel, Will 1941, 42, 46
Starick, Sigfreid 1929, 30
Stark, Henry 1931, 32
Starks, Roger 1962
Starks, Royce 1963, 64
Starman, Frank 1967
Statham, Tyquan 2017
Staub, Ralph 1949, 50, 51
Stautberg, Gerry 1948, 49
Staymen, Seymour 1948, 49
Steel, Brian 2006
Steffen, Heiner 1973, 74, 75
Steinberg, Harold 1939
Steinhauser, Bob 1963, 64
Stephens, Marc 1993
Stephens, Linden 2014, 15, 16, 17
Stephens, Paul 1998
Stephens, Roger 1946, 47, 48
Stephenson, Tom 1950
Stepp, Jordan 2010, 11, 12, 13
Sternberg, Harold 1940, 41, 42
Stetson, John 1971, 72
Steur, Will 2016, 17
Stewart, Andrew 1986, 87, 88
Stewart, Derrick 2006
Stewart, James 1902, 03
Stewart, John H. 1909, 10, 11, 12
Stewart, Sean 1992, 93, 94, 95
Stewart, Walter 2009, 10, 11, 12
Stickdorn, Clint 2001, 02, 03, 04
Stix, William 1893

Stofa, Jeff 1990, 91
Stojkovic, Mike 1985, 86, 87
Stone, Eric 1984
Stone, John 1898
Storm, Lowell 1947, 48, 49, 50
Stovall, Charles 1970, 71, 72
Stowers, Jack 1959
Stratton, Bob 1949, 50, 51
Straub, Frank 2004, 05, 06
Stroh, Hank 1960
Stroh, Kyle 1987, 88, 89, 90
Strong, Terry 1987, 88, 89, 90
Stout, Ryan 2016
Studenka, John 1967, 68
Stueve, Amos 1905, 06
Stueve, Thomas 1931
Sturkie, Jermaine 1994, 95, 96, 97
Sullivan, Ellis 1984
Swanda, Jim 1964
Sweeney, Jake 1941, 42
Sweeney, Walter 1949
Sweet, Albert 1992, 93
Swing, Phillip 1891
Switzer, Lamar 1958, 60
Swords, Terry 1981
Sykes, Carlton 1997, 98, 99
Sylvester, Vincent 1978, 79
Szabados, Tom 1985, 86, 87, 88

T

Tabor, Doug 1973, 75, 76
Tackett, Scott 1985, 86, 87, 88
Talcott, Harold 1916, 17, 18
Takavitz, Kyle 2001, 02, 03, 04
Tamaska, Randy 1974
Tartaglione, Vince 1970
Tate, Robert 1994, 95, 96
Tatum, Bill 1989
Taubenheim, Kyle 2014
Taylor, Bob 1963, 64
Taylor, Elbert 1918, 20
Taylor, Jesse 1968, 69, 70
Taylor, Jim 1980
Taylor, Keith 1983
Taylor, Marquese 2017
Taylor, Monte 2010, 11
Taylor, Reggie 1983, 84, 85, 86
Taylor, Rick 1970, 71, 72
Teismann, Kevin 1965, 66
Temple, Nick 2011, 12, 13, 14
Temple, R.K. 1887
Tentman, Solomon 2011, 12, 13
Theisen, Paul 1950, 51, 52
Thier, John 1928
Thomas, Alex 2015, 16
Thomas, Anthony 1999, 00, 01
Thomas, Bill 1981, 82, 83
Thomas, George Grove 1895
Thomas, Hannibal 2003, 04
Thomas, Isaac 1999, 00
Thomas, John M. 1895
Thomas, Jon 1983, 84
Thomas, Shane 1995
Thomasson, Pat 1989
Thompkins, Kenbrell 2011, 12
Thompson, Dave 1957
Thompson, George 1950, 51, 52
Thompson, Kirk 1999, 00, 01
Thornberry, Red 1925, 26, 27
Thornton, John 1988, 89, 90
Thrun, Roger 1967
Thrush, Jim 1959
Tidball, Dean 1984, 85
Tilden, Chauncey 1911, 12, 13
Timmons, Alfred 1940

Timmons, Michael 1980
Tipton, Morris 1955, 56, 57
Tkatch, Ed 1959, 60, 61
Tkatch, Tom 1960, 61, 62
Tobik, Jack 1967, 68
Todd, Bob 1945
Tolbert, Cedric 2005, 06, 07, 08
Tongamoa, Sione 2015, 16
Torrence, John 1918
Townsend, Joe 1945
Tracy, Jack 1949, 50, 51
Trail, Ross 2016
Traul, Lee Earl 1900
Traul, Louis 1903
Traut, Ron 1986, 87, 88, 89
Trent, Jermaine 1995, 96
Trigg, Rob 2007, 08, 10, 11
Trout, Kyle 2017
Truitt, Ron 1975
Tucker, Gus 1976
Tucker, Neal 1976
Tuebner, Robert 1936, 37, 38
Tupuola, Matt 2001, 02
Turner, Akanni 2001
Turner, Clem 1965, 66
Turner, Delmar 1995, 96
Turner, Irv 1952, 53, 54
Turner, Mike 1964, 65, 66
Tushar, John 1980, 82, 83
Tyson, Michael 2013, 14, 15, 16

U

Uhl, Brian 1995, 96, 97, 98
Ullum, Vern 1940, 41, 42
Ulysee, Jerry 1995, 96
Underwood, Brandon 2008
Uphoff, Don 1945, 46, 48

V

Vabic, Frank 1961
Vafides, Henry 1968
Valentiner, Clark 1924, 25
Vample, Charlie 2005
Vanatsky, Jim 1988
Van Buren, Jack 1959, 60
Van Buren, Ken 1962
VanMatre, Harold 1898, 99, 00
Vanatsky, Jim 1988
Vann, Booker 2002, 03
Vann, LaDaris 1999, 00, 01, 02
Vater, Tom 1966
Vaupel, Matt 1991, 92, 93, 94
Velotta, Bill 1974
Venable, William 1890
Vete, Dan 1977, 78, 79
Vibberts, Eric 1993, 94, 95
Vickers, Jim 1969
Vilkowski, John 1946, 47, 48
Viltro, John 1973, 74, 75
Vincent, Jon 2016, 17
Viramontes, Esaul 1995, 96
Virgin, Ray 1939, 40, 41
Vitovitz, David 1996, 98
Vodika, Dave 1972
Vogelgesang, Bruce 1961, 62, 63
Volland, Chad 1989
Vordem Esche, Chad 1998, 99, 00
Voshell, Ken 1970

W

Wagner, Tom 1959
Waincott, Robert 1940, 41
Waldman, Frederick 1927, 28, 29
Walker, Jeff 1983, 85
Walker, Paul 1966

Walker, Tim 1999, 00, 01
Walz, Roger 1963
Ward, Fred 1996, 97
Ward, Kevin 1994, 95, 97, 98
Ware, Jerrold 1985, 86
Warhop, George 1981, 82
Warner, Dave 1984
Warner, Doug 1964, 65
Warren, Rod 1969
Warren, Vernon 1980
Warren II, Michael 2017
Washington, Shaq 2013, 14, 15
Watkins, William 1918
Waugh, Marcus 2006, 07, 08, 09
Way, Fred 1977
Weaver, Fred 1891
Weber Jerry 1963
Webster, Aaron 2006, 07, 08, 09
Webster, Matt 2003, 05
Weiner, Tom 1966
Weingart, Ken 1969, 70, 71
Weinheimer, Andy 1998, 99, 00
Weiss, Andrew 1930
Welch, Austin 1977
Welch, Bob 1963, 64, 65
Welch, Merle 1937
Weld, Herbert 1887
Weng, Chris 1993
Wenzel, A.W. 1915, 16, 17, 19
Wess, David 2005, 07
West, Chad 2013, 14, 15
West, Jeff 1973, 74
West, Lou 1974, 75, 76
Westfall, Bill 1970
Whelan, John 1969
Whelan, Terry 1959
Whipple, Don 1955, 56
White, David 1985
White, Jarell 2017
White, Jody 1992, 93, 94
White, Mike 1971, 72, 73
Whitehead, Jason 2007
Whitlow, Brian 1992
Widcan, Collin 2017
Wieck, Rod 1974, 75, 77
Wieman, Harry 1902, 03
Wiggins, James 2017
Wilber, Greg 1968, 69
Wilder, Howard 2013, 14
Wiles, Mike 1975, 76, 77, 78
Wilging, Mike 1982, 83
Wilkens, Dwight 1974, 75
Williams, Alphonso 1982, 83
Williams, Anthony 2005, 06, 07
Williams, Bill 1956
Williams, Billy 1942, 45, 46
Williams, Chris 2009, 10, 11, 12
Williams, Corey 1987, 88, 91
Williams, Curtiss 1975, 76, 77
Williams, Darrin 2009, 10
Williams, Hosey 2013, 15
Williams, John 2012
Williams, Kameron 1989, 90
Williams, Merle 1931, 32, 33
Williams, Ralph 1979, 80
Williams, Robert 1984, 86, 87
Williams, S. Curtis 1900, 01, 02, 03
Williams, Tommy 1984
Williams, Walter 1907, 08, 09
Willis, Chris 1993
Willis, Kirk 2012, 13, 14, 15
Willson, Earl 1968, 69, 70
Wilson, Claude 1939
Wilson, Daniel 1890
Wilson, Eric 2014, 15, 16

Wilson, Greg 1976
Wilson, J.J. 2001
Wilson, Mark 2014, 15, 16, 17
Wilson, Jermaine 2001, 02, 03, 04
Wilson, Russell 1905, 06
Windt, Mike 2007, 08, 09
Winn, George 2008, 10, 11, 12
Wise, Jonah 1902
Witucki, Jay 1952
Witty, Adrian 2011, 12, 13
Wize, Nathan 1998, 99, 00, 01
Woitovich, Steve 1957
Wolf, Ed 1959, 60
Wolf, Ken 1952
Wolford, Al 1966
Wolfson, Erwin 1923
Wolfe, Derek 2008, 09, 10, 11
Wolke, Joe 2002
Woodard, Orion 2008, 09, 10, 11
Woodrough, Louis 1902
Woodruff, Dennis 1963, 64, 65
Woodruff, Tim 1966
Woods, D.J. 2008, 09, 10, 11
Woods, Karl 1977, 78, 79, 80
Woods, Mike 1975, 76, 77
Woodside, Ray 1990, 91, 92, 93
Worcester, Harold 1902
Workman, Homer 1945
Wortman, Dan 1999, 00, 01
Wortman, Vince 1987, 88
Wrampelmeier, Fred 1985, 86
Wright, Bob 1974, 76, 78
Wright, Bryan 2016, 17
Wright, Dave 1964
Wright, Hank 1979, 80
Wright, Mike 2003, 04
Wright, Nat 1985, 86
Wright, William J. 1897, 98
Wulfeck, Adam 1998, 99, 00, 01
Wunder, Steve 1972, 73
Wyatt, John 1932, 33
Wynn, Tim 1975
Wynne, Ken 1999, 00, 01

Y

Yager, Blake 2017
Yakovac, Joel 2002, 03, 05
Yeager, Fred 1933, 34, 35, 36
Yeagle, Steve 1948, 49
Yelton, Paul 1950, 51, 52
Yingling, Brandon 2008
Yli Renko, Kari 1978, 79, 80, 81
Yost, Jim 1978
Young, Curtis 2008, 09
Young, Perry 2016, 17

Z

Zajicek, Don 1952, 53
Zange, Max 1908, 09, 10, 11
Zelei, Russ 1989, 90
Zelinski, Bernie 1940, 41
Ziegler, John 1976
Zimmerman, Richard 1932
Zimm, Joe 1960
Zwitt, Jonny 2002, 03, 05



2018 CINCINNATI FOOTBALL

NFL DRAFT SELECTIONS

DRAFT	ROUND	NO.	PLAYER	TEAM	POS	DRAFT	ROUND	NO.	PLAYER	TEAM	POS
2017	7	254	Korey Cunningham	Arizona Cardinals	OL	1974	8	185	Tom Forrest	San Diego Chargers	OL
2016	6	187	Mike Tyson	Seattle Seahawks	S	1974	9	215	Reggie Harrison	St. Louis Cardinals	RB
2015	4	105	Parker Ehinger	Kansas City Chiefs	OL	1974	17	434	Sal Casola	Buffalo Bills	K
2015	4	111	Chris Moore	Baltimore Ravens	WR	1971	1	21	Bob Bell	Detroit Lions	DL
2013	3	61	Travis Kelce	Kansas City Chiefs	TE	1971	10	244	Jesse Taylor	Washington Redskins	RB
2012	2	36	Derek Wolfe	Denver Broncos	DL	1970	3	70	Jim O'Brien	Baltimore Colts	WR/K
2012	2	50	Isaiah Pead	St. Louis Rams	RB	1969	1	5	Greg Cook	Cincinnati Bengals	QB
2012	3	87	John Hughes	Cleveland Browns	DL	1969	12	287	Lloyd Pate	Buffalo Bills	RB
2012	4	126	Adrien Robinson	New York Giants	TE	1967	5	132	Jay Bachman	Green Bay Packers	OL
2011	6	191	Jason Kelce	Philadelphia Eagles	OL	1965	3	35	Al Nelson	Philadelphia Eagles	RB
2010	4	99	Mardy Gilyard	St. Louis Rams	WR	1965	7	89	Brig Owens	Dallas Cowboys	DB
2010	6	204	Tony Pike	Carolina Panthers	QB	1965	12	168	Ted Rodosovich	Baltimore Colts	OL
2010	7	238	Ricardo Mathews	Indianapolis Colts	DL	1964	6	82	Jim Curry	Dallas Cowboys	E
2009	2	46	Connor Barwin	Houston Texans	DL	1962	7	97	Ken Byers	New York Giants	T
2009	5	142	Kevin Huber	Cincinnati Bengals	P	1961	2	26	Ron Kostelnik	Green Bay Packers	G
2009	5	143	DeAngelo Smith	Dallas Cowboys	DB	1960	3	36	Jim Leo	New York Giants	DE
2009	6	286	Brandon Underwood	Green Bay Packers	DB	1960	6	61	Jack Lee	St. Louis Cardinals	QB
2009	7	227	Mike Mickens	Dallas Cowboys	DB	1960	6	68	Ed Kovac	Chicago Bears	HB
2009	7	254	Trevor Canfield	Arizona Cardinals	OL	1960	9	99	Max Messner	Detroit Lions	T
2008	6	206	Haruki Nakamura	Baltimore Ravens	DB	1960	16	183	Steve Rasso	Detroit Lions	B
2008	7	244	Angelo Craig	Cincinnati Bengals	DL	1959	3	34	Joe Morrison	New York Giants	HB
2007	4	110	John Bowie	Oakland Raiders	DB	1959	9	99	Gene Johnson	Philadelphia Eagles	DB
2007	5	162	Brent Celek	Philadelphia Eagles	TE	1958	13	157	Barry Maroney	Detroit Lions	B
2005	5	146	Trent Cole	Philadelphia Eagles	DL	1957	22	265	Jim Niemann	New York Giants	B
2005	5	173	Tyjuan Hagler	Indianapolis Colts	LB	1956	22	257	Joe Miller	Philadelphia Eagles	B
2005	7	215	Daven Holly	San Francisco 49ers	DB	1955	10	114	Terry Boyle	Pittsburgh Steelers	T
2003	3	67	Antwan Peek	Houston Texans	DL	1955	12	144	Dick Goist	Detroit Lions	B
2003	5	159	Jon Olinger	Atlanta Falcons	WR	1955	28	331	Jim Hoffman	Los Angeles Rams	B
2003	7	220	Blue Adams	Detroit Lions	DB	1955	29	343	Bob Howe	Los Angeles Rams	B
2002	7	212	LaVar Glover	Pittsburgh Steelers	DB	1954	12	139	Don Fritz	Pittsburgh Steelers	E
2001	6	186	Mario Monds	Washington Redskins	DT	1954	20	238	Bob Dougherty	Los Angeles Rams	B
1999	6	204	Chad Plummer	Denver Broncos	WR	1953	5	52	Bill Shalosky	Chicago Cardinals	G
1998	2	43	Artrell Hawkins	Cincinnati Bengals	DB	1953	11	122	Gene Rossi	Baltimore Colts	B
1998	3	79	Brad Jackson	Miami Dolphins	LB	1953	13	156	Andy Matto	Los Angeles Rams	T
1998	4	111	Jason Fabini	New York Jets	OL	1953	27	317	Jack Delaney	Pittsburgh Steelers	B
1998	6	181	Derrick Ransom	Kansas City Chiefs	DL	1952	12	139	Frank Middendorf	Washington Redskins	C
1998	7	237	Rodrick Monroe	Dallas Cowboys	TE	1950	20	249	Sheldon Dunlap	Baltimore Colts	G
1997	5	136	Sam Garnes	New York Giants	DB	1950	30	379	Tom Blake	Baltimore Colts	G
1997	6	183	Robert Tate	Minnesota Vikings	WR	1948	9	70	Mike Graham	Los Angeles Rams	B
1994	4	119	Mike Davis	Houston Oilers	DB	1947	6	42	Roger Stephens	Chicago Bears	B
1994	6	183	Jocelyn Borgella	Detroit Lions	DB	1947	7	53	Bill Smyth	Los Angeles Rams	T
1993	4	165	Ronnie Dixon	New Orleans Saints	DL	1947	17	149	Elbie Nickel	Pittsburgh Steelers	E
1989	6	107	Andrew Stewart	Cleveland Browns	DL	1947	25	232	Fred Redeker	Green Bay Packers	B
1988	11	281	Danny McCoin	Cincinnati Bengals	QB	1947	29	272	Dick Lagenbeck	Philadelphia Eagles	T
1987	2	42	Alex Gordon	New York Jets	LB	1946	25	234	Allen Richards	Chicago Bears	B
1987	11	280	Reggie Taylor	Cincinnati Bengals	RB	1944	5	34	Vern Ullom	Brooklyn Tigers	E
1982	8	222	Karl Yli-Renko	Cincinnati Bengals	OL	1943	17	157	Nick Skorich	Pittsburgh Steelers	G
1982	12	318	Hobson Milner	Minnesota Vikings	RB	1940	19	177	John Popov	Chicago Bears	B
1980	6	155	Farley Bell	Washington Redskins	LB						
1979	11	286	Bob Wright	Chicago Bears	T						
1978	2	52	Mike Wright	Baltimore Colts	LB						
1978	10	260	Mike Connell	San Francisco 49ers	P						
1978	10	264	Charles Price	San Diego Chargers	TE						
1977	6	161	Keith Jenkins	Atlanta Falcons	DB						
1977	11	296	Lou West	Pittsburgh Steelers	DB						
1976	6	179	Tom Marvaso	Washington Redskins	DB						
1976	9	265	Wentford Gaines	Pittsburgh Steelers	DB						
1976	14	378	Ed Jones	San Diego Chargers	OL						
1976	17	463	Clarence Sanders	San Diego Chargers	LB						
1975	5	122	Jeff West	Cincinnati Bengals	TE/P						
1975	12	304	Chuck Bland	Dallas Cowboys	DB						
1974	3	73	Evan Joltitz	Cincinnati Bengals	LB						

The following is a list of Cincinnati Bearcats that have played in the NFL or a similar league that preceded, or co-existed with the NFL and the CFL. A player must have served on the roster with a respective team to be listed.

BLUE ADAMS2002
Detroit Lions
Jacksonville Jaguars
Tampa Bay Buccaneers
Cincinnati Bengals

BLAKE ANNEN2013
Chicago Bears
Buffalo Bills

BILL BAILEY1965
Buffalo Bills
Cincinnati Bengals

DANNY BARRETT1982
Calgary Stampeders (CFL)
Toronto Argonauts (CFL)
BC Lions (CFL)

JAY BACHMAN1966
Denver Broncos

CONNOR BARWIN *2008
Houston Texans
Philadelphia Eagles
Los Angeles Rams
New York Giants

BOB BELL1970
Detroit Lions
St. Louis Rams

FARLEY BELL1979
New England Patriots
Washington Federals (USFL)

ARMON BINNS2010
Cincinnati Bengals
Jacksonville Jaguars
Miami Dolphins
Kansas City Chiefs

TOM BLAKE1949
New York Bulldogs
Baltimore Colts

TROY BODINE1984
Ottawa Redblacks (CFL)

MAALIK BOMAR2012
Jacksonville Jaguars
Montreal Alouettes (CFL)

DEYSHAWN BOND *2016
Indianapolis Colts

VAUGHN BOOKER1991
Kansas City Chiefs
Green Bay Packers
Cincinnati Bengals

MIKE BOONE *2017
Minnesota Vikings

JOCELYN BORGELLA1993
Detroit Lions

JOHN BOWIE2006
Oakland Raiders

KEVIN BROWN ^2015
Ottawa Redblacks (CFL)

TYREEK BURWELL *2015
San Diego Chargers
Los Angeles Chargers
Indianapolis Colts

KEN BYERS1961
New York Giants
Minnesota Vikings

KENDALL CALHOUN *2008
Atlanta Falcons

TREVOR CANFIELD2008
New York Jets

VINCE CARREKER1985
Cleveland Browns

TONY CATCHINGS1986
Cincinnati Bengals

BRENT CELEK2006
Philadelphia Eagles

ANTONIO CHATMAN2000
Green Bay Packers
Cincinnati Bengals

TRENT COLE2004
Philadelphia Eagles
Indianapolis Colts

ZACH COLLAROS ^2011
Toronto Argonauts (CFL)
Hamilton Tiger-Cats (CFL)
Saskatchewan Roughriders (CFL)

MIKE CONNELL1977
Washington Redskins
San Francisco 49ers

GREG COOK1968
Cincinnati Bengals

JAMIE CRYSDALE1992
Calgary Stampeders (CFL)

KOREY CUNNINGHAM *2017
Arizona Cardinals

ALEX DANIELS2009
Oakland Raiders
Dallas Cowboys

MIKE DAVIS1993
Houston Oilers
Cleveland Browns

ED DENK1958
Boston Patriots

MIKE DERKS1984
Hamilton Tiger-Cats (CFL)

NATE DINGLE1993
Baltimore Ravens
Los Angeles Rams

RONNIE DIXON1992
New Orleans Saints
Philadelphia Eagles
New York Jets

BOB DOUGHERTY1951
Los Angeles Rams
Pittsburgh Steelers
Oakland Raiders

PARKER EHINGER *2015
Kansas City Chiefs

JAMAR ENZOR2004
New York Jets

TROY EVANS2000
Houston Texans
New Orleans Saints

JASON FABINI1997
New York Jets
Dallas Cowboys
Washington Redskins

BILL FELDHaus1935
Detroit Lions

TOM FORREST1973
Chicago Bears

DENO FOSTER1984
Ottawa Redblacks (CFL)



JOE MORRISON

RANDY FOURNIER1980
Calgary Stampeders (CFL)
Hamilton Tiger-Cats (CFL)
BC Lions (CFL)

ANDRE FRAZIER2004
Pittsburgh Steelers
Cincinnati Bengals

WENTFORD GAINES1975
Chicago Bears

SAM GARNES1996
New York Giants
New York Jets

ANTONIO GIBSON1982
Philadelphia Eagles
Baltimore Stars (USFL)
New Orleans Saints

MARDY GILYARD2008
St. Louis Rams
New York Jets
Philadelphia Eagles
Kansas City Chiefs
Montreal Alouettes (CFL)

DAN GIORDANO2012
Arizona Cardinals

LAVER GLOVER2000
Cincinnati Bengals

DON GOODMAN1983
St. Louis Rams

DARRYL GOOSBY1982
Denver Broncos (USFL)

ALEX GORDON1986
New York Jets
Los Angeles Raiders
Cincinnati Bengals

DEVIN GRAY *2017
Atlanta Falcons

TION GREEN2016
Detroit Lions

BEN GUIDUGLI2010
St. Louis Rams

TYJUAN HAGLER2004
Indianapolis Colts

REGGIE HARRISON1973
Pittsburgh Steelers

ALLEN HARVIN1982
Philadelphia Eagles
Baltimore Stars (USFL)
Washington Redskins

ARTRELL HAWKINS1997
Cincinnati Bengals
Carolina Panthers
New York Jets
New England Patriots

VIDAL HAZELTON ^2010
New York Jets
Tennessee Titans
San Diego Chargers
Cincinnati Bengals
Toronto Argonauts (CFL)
Edmonton Eskimos (CFL)

CHRIS HEWITT1996
New Orleans Saints

JOHNNY HOLTON *2015
Oakland Raiders

DAVEN HOLLY2004
Chicago Bears
Cleveland Browns

SEAN HOOEY2012
St. Louis Rams
New York Jets
San Francisco 49ers

KEVIN HUBER *2008
Cincinnati Bengals

JOHN HUGHES *2011
Cleveland Browns
Tampa Bay Buccaneers
New Orleans Saints
Buffalo Bills



MIKE WRIGHT

2018 CINCINNATI FOOTBALL

BEARCATS IN THE NFL

MIKE HURST 1982 Washington Federals (USFL)	JIM LEO 1959 New York Giants	ZACH NORTON 2003 Baltimore Ravens	DAN SELLERS 1986 Toronto Argonauts BC Lions (CFL)	JEFF WEST 1974 San Diego Chargers St. Louis Rams Seattle Seahawks
JASEN ISOM 1998 San Francisco 49ers	FREDDIE LOGAN 1982 Michigan Panthers (USFL)	JIM O'BRIEN 1969 Baltimore Colts Detroit Lions	NICK SKORICH 1942 Pittsburgh Steelers	ERIC WILSON * 2016 Minnesota Vikings
BRAD JACKSON 1997 Baltimore Ravens Carolina Panthers	JEFF LUC 2015 Miami Dolphins Cincinnati Bengals New York Jets	JON OLINGER 2002 Carolina Panthers	DEANGELO SMITH 2008 Chicago Bears Cleveland Browns Detroit Lions New York Jets BC Lions (CFL)	MIKE WINDT * 2009 San Diego Chargers Los Angeles Chargers
GEORGE JAMISON 1983 Baltimore Stars (USFL) Detroit Lions Kansas City Chiefs	RYAN MANALAC 2008 Buffalo Bills	TOM O'MALLEY 1949 Green Bay Packers Ottawa Redblacks (CFL)	BILL SMYTHE 1946 Los Angeles Bulldogs Cleveland Browns	GEORGE WINN 2012 New England Patriots Detroit Lions New York Giants
MEL JENKINS 1983 Calgary Stampeders (CFL) Seattle Seahawks Detroit Lions	TOM MARVASO 1975 New York Jets	BRIG OWENS 1964 Washington Redskins Dallas Cowboys	LINDEN STEPHENS * 2017 New Orleans Saints	DEREK WOLFE * 2011 Denver Broncos
AL JOHNSON 1971 Houston Oilers	RICARDO MATHEWS 2009 Indianapolis Colts Houston Texans San Diego Chargers Pittsburgh Steelers	LLOYD PATE 1968 Buffalo Bills	BOB STRATTON 1951 Toronto Argonauts (CFL)	MIKE WOODS 1977 Baltimore Colts
GENE JOHNSON 1958 New York Giants Philadelphia Eagles	DANNY MCCOIN 1987 Detroit Lions	ISAIAH PEAD 2011 St. Louis Rams Miami Dolphins	ANDREW STEWART 1988 Cleveland Browns Cincinnati Bengals	MIKE WRIGHT 2004 New England Patriots
LYNDON JOHNSON * 2017 Jacksonville Jaguars	MEKALE MCKAY * 2015 Indianapolis Colts Tennessee Titans Dallas Cowboys	ANTWAN PEEK 2002 Houston Texans Cleveland Browns	CLINT STICKDORN 2004 Detroit Lions	KARI YLI-RENKO 1981 Chicago Bears New Jersey Generals (USFL) Baltimore Stars (USFL) Calgary Stampeders (CFL)
EVAN JOLITZ 1973 Cincinnati Bengals	MAX MESSNER 1959 Detroit Lions New York Giants Pittsburgh Steelers	ROGER PERDRIX 1964 Ottawa Redblacks (CFL)	JAKE SWEENEY 1940 Chicago Bears	CURTIS YOUNG 2009 Green Bay Packers
RICH KARLIS 1980 Denver Broncos Minnesota Vikings Detroit Lions	MIKE MICKENS 2008 Dallas Cowboys Tampa Bay Buccaneers	TONY PIKE 2009 Carolina Panthers	ROBERT TATE 1996 Minnesota Vikings Baltimore Ravens Arizona Cardinals	*Active in NFL ^Active in CFL
JASON KELCE * 2010 Philadelphia Eagles	MARIO MONDS 2000 Cincinnati Bengals New York Giants	CHAD PLUMMER 1998 Indianapolis Colts Cincinnati Bengals	REGGIE TAYLOR 1986 Tampa Bay Buccaneers BC Lions (CFL)	
TRAVIS KELCE * 2012 Kansas City Chiefs	RODRICK MONROE 1997 Atlanta Falcons Cleveland Browns	PHIL POIRIER 1989 Calgary Stampeders (CFL)	MONTE TAYLOR 2011 Philadelphia Eagles Dallas Cowboys	
RON KOSTELNIK 1960 Green Bay Packers	CHRIS MOORE * 2015 Baltimore Ravens	ERROL PRISBY 1964 Denver Broncos	NICK TEMPLE 2014 Winnipeg Blue Bombers (CFL)	
ED KOVAK 1959 Chicago Bears	JOE MORRISON 1958 New York Giants	DAN RAINES 1977 Chicago Bears	KENBRELL THOMPkins ^ 2012 New England Patriots Oakland Raiders New York Jets Winnipeg Blue Bombers (CFL)	
HOWIE KURNICK 1979 Cincinnati Bengals	JUSTIN MURRAY * 2015 Denver Broncos Cincinnati Bengals	DERRICK RANSOM 1997 Kansas City Chiefs Arizona Cardinals	JOHN THORNTON 1990 Cleveland Browns	
ANTHONY LADD 1996 New England Patriots	HARUKI NAKAMURA 2007 Baltimore Ravens Carolina Panthers	ADRIEN ROBINSON 2011 New York Giants	CLEM TURNER 1966 Cincinnati Bengals Denver Broncos	
GREG LATHAN 1986 Oakland Raiders	AL NELSON 1964 Philadelphia Eagles	JACOB ROGERS 2010 New Orleans Saints Tampa Bay Buccaneers New York Giants Cleveland Browns	MIKE TYSON 2016 Seattle Seahawks	
ERIC LEFELD 2015 Atlanta Falcons	ELBIE NICKEL 1946 Pittsburgh Steelers	GENE ROSSI 1952 Calgary Stampeders (CFL)	BRANDON UNDERWOOD 2008 Green Bay Packers Oakland Raiders Dallas Cowboys Toronto Argonauts (CFL)	
JEFF LINKENBACH 2009 Indianapolis Colts Kansas City Chiefs Miami Dolphins Jacksonville Jaguars	ROB NIEHOFF 1986 Cincinnati Bengals	CLARENCE SANDERS 1975 Kansas City Chiefs		
JACK LEE 1959 Kansas City Chiefs Houston Oilers Denver Broncos	RAY NOLTING 1935 Chicago Bears	JON SAWYER 1986 New England Patriots		
		JK SCHAFFER 2011 Jacksonville Jaguars Cincinnati Bengals		

2018 CINCINNATI FOOTBALL

COACHING RECORDS

COACH	TENURE	SEASONS	GAMES	W	L	T	PCT.	COACH	TENURE	SEASONS	GAMES	W	L	T	PCT.
No Coach	1885-93	9	29	13	12	4	.517	Joe Meyer	1938-42	5	46	27	16	3	.620
W. Durant Berry	1894-95	2	12	6	6	0	.500	Ray Nolting	1945-48	4	39	23	15	1	.603
Williams Reynolds	1896	1	8	4	3	1	.562	Sid Gillman	1949-54	6	64	50	13	1	.789
Tom Fennell	1897	1	11	9	1	1	.864	George Blackburn	1955-60	6	58	25	27	6	.483
Frank Cavanaugh	1898	1	9	6	1	2	.777	Chuck Studley	1961-66	6	60	27	33	0	.450
Dan Reed	1899-00	2	15	8	7	1	.531	Homer Rice	1967-68	2	19	8	10	1	.463
Henry Pratt	1901	1	4	1	4	1	.250	Ray Callahan	1969-72	4	43	20	23	0	.465
Anthony Chez	1902-03	2	17	5	10	2	.353	Tony Mason	1973-76	4	44	26	18	0	.591
Amos Foster	1904-05	2	15	11	4	0	.733	Ralph Staub	1977-80	4	44	14	28	2	.341
William Foley	1906	1	9	0	7	2	.111	Mike Gottfried	1981-82	2	22	12	10	0	.545
Ralph Inott	1908	1	6	1	4	1	.250	Watson Brown	1983	1	11	4	6	1	.409
Robert Burch	1909-11	3	26	16	8	2	.654	Dave Currey	1984-88	5	55	19	36	0	.345
Lowell Dana	1912-13	2	17	8	7	2	.529	Tim Murphy	1989-93	5	55	17	37	1	.318
George Little	1914-15	2	18	10	8	0	.556	Rick Minter	1994-03	10	117	53	63	1	.457
Ion Cortright	1916	1	9	0	8	1	.056	Mark Dantonio	2004-06	3	35	18	17	0	.514
Frank Marty	1917	1	6	0	6	0	.000	Brian Kelly	2007-09	3	40	34	6	0	.850
Boyd Chambers	1918-21	4	30	12	15	3	.450	Jeff Quinn	2009	1	1	0	1	0	.000
George McLaren	1922-26	5	45	16	26	3	.389	Butch Jones	2010-12	3	38	24	14	0	.632
George Babcock	1927-30	4	36	12	21	3	.375	Steve Stripling	2012	1	1	1	0	0	1.000
Dana King	1931-34	4	36	25	10	1	.708	Tommy Tuberville	2013-16	4	51	29	22	0	.568
Russ Cohen	1935-37	2.5	22	8	11	3	.432	Luke Fickell	2017-	1	12	4	8	0	.333
Wade Woodworth	1937	0.5	6	0	6	0	.000	TOTALS		130	1,217	605	578	50	.519

MOST VICTORIES

Rick Minter (1994-2003)	53
Sid Gillman (1949-54)	50
Brian Kelly (2007-09)	34
Tommy Tuberville (2013-16)	29
Chuck Studley (1961-66)	27

HIGHEST WINNING PERCENTAGE

Tom Fennell (1897)	.864
Brian Kelly (2007-09)	.850
Sid Gillman (1949-54)	.789
Frank Cavanaugh (1898)	.777
Amos Foster (1904-05)	.733

MOST GAMES COACHED

Rick Minter (1994-2003)	117
Sid Gillman (1949-54)	64
Chuck Studley (1961-66)	60
George Blackburn (1955-60)	58
Dave Currey (1984-88)/Tim Murphy (1989-93)	55

ALL-TIME CAPTAINS

1885..... Arch Carson	1927..... Joseph Filger	1971..... Albert Johnson, Ken Weingart,	1998..... Hassan Champion, Percy Evans
1886..... Arch Carson	1928..... John Schott Craig Heneveld, Ron Bryant Tinker Keck, Chad Plummer, Brian Uhl
1887..... Henry Bettmann	1929..... Frank Dost Billy Hunter Kevin Ward
1888..... Arch Carson	1930..... Art Hallett	1973..... Evan Jolitz	1999..... Ken Biggs, Robert Cooper,
1889..... Arch Carson	1931..... Cliff Goldmeyer	1974..... Tom Rose, Tom Marvaso Eddie Johnson, Tinker Keck, Doug Rosfeld
1890..... Henry Bettmann	1932..... Bill Gilliland	1975..... Jay Bonds, Paul Hunter	2000..... Troy Evans, Eddie Johnson
1891..... Clyde Johnson	1933..... Merle Williams	1976..... Mike Woods, Howie Kurnick Deontey Kenner, Doug Rosfeld
1892..... James Robinson, Dan Laurence	1934..... George Smith	1977..... Gardner Cobb, Howie Kurnick	2001..... Lewis Carter, Kirt Doolin, Josh Gardner,
1893..... Dan Laurence, Russell Reeder	1935..... Ray Nolting Napoleon Outlaw, Dan Rains, Mike Woods LaVar Glover, Kirk Thompson
1894..... W. Durant Berry	1936..... Linus Haby	1978..... Dwayne Berry, Jim Daley	2002..... Blue Adams, Derrick Adams
1895..... Randolph Matthews	1937..... Wade "Red" Woodworth Howie Kurnick, Mike Rock Kirt Doolin, Willis Edwards, Josh Gardner
1896..... Lyman Eaton	1938..... Harry Shelby	1979..... Farley Bell, Ed Kloboves Tye Keith
1897..... William Bass	1939..... Orville Kelchner Mike Rogers, Dan Vete	2003..... Andre Frazier, Tedric Harwell
1898..... Albert Morrill	1940..... Otto Oppenheimer	1980..... Scott Heineman, Karl Woods A.J. Lucius, Zach Norton, Kyle Takavitz
1899..... Howard Nieman	1941..... Ray Virgin	1981..... James Bettis, Mike Brookins	2004..... Andre Frazier, Gino Guidugli
1900..... Burt Charles	1942..... Nick Skorich Mike Gates, Tim Schira, Kari Yli-Renko Daven Holly, Kyle Takavitz
1901..... Adolph Fennell	1945..... None	1982..... Danny Barrett, Mike Gates	2005..... Brent Celek, Steve Eastlake
1902..... Harry Box	1946..... Elbie Nickel Antonio Gibson, Joe Oding, George Warhop Adam Roberts, Derick Ross
1903..... Harry Wieman	1947..... Al Sabato, Dick Langenbeck	1983..... Gene Beck, Bill Booze, Don Goodman,	2006..... Brent Celek, Dominic Ross
1904..... Alfred McCray	1948..... Roger Stephens George Jamison, Linwood Marshall	2007..... Digger Bujnoch, Haruki Nakamura
1905..... William Foley	1949..... Thurman Owens	1984..... Troy Bodine, Tom Egenoff	2008..... Dustin Grutza, DeAngelo Smith
1906..... Edward Adams	1950..... Pete St. Clair	1985..... Nick Frankos, Reggie Taylor	2009..... Tony Pike, Aaron Webster
1907..... W. Peaslee	1951..... Ralph Staub, Nick Shundrich	1986..... Alex Gordon, Rob Niehoff	2010..... John Goebel, Collin McCafferty
1908..... Robert Marx	1952..... Glenn Sample Reggie Taylor	2011..... Zach Collaros, JK Schaffer
1909..... Ernest DuBray	1953..... Don Fritz, Dom Del Bene	1987..... Bob Leshnak, John Lewis	2012..... Camerron Cheatham, Dan Giordano
1910..... Walter Heuck	1954..... Dick Goist Danny McCain Travis Kelce, Walter Stewart
1911..... Walter Heuck	1955..... Joe Miller	1988..... Chris Asbeck, Bill Davis, Daryl Huber	2013..... Greg Blair, Austen Bujnoch
1912..... Robert Heuck	1956..... Jack Gordon	1989..... Jack Brusciaelli Brendon Kay, Jordan Stepp
1913..... Clement Fenker	1957..... Dick Seomin, Ron Couch	1990..... John Arena, Kyle Stroh	2014..... Eric Lefeld, Munchie Legaux
1914..... L.K. Baehr	1958..... Bob Del Rosa	1991..... John Arena, Johnathan Cockrell Jeff Luc, Nick Temple
1915..... Roy Palmer	1959..... Jim Leo	1991..... Kelly Sims	2015..... Parker Ehinger, Gunner Kiel
1916..... Harold Altamer	1960..... Howard Converse	1992..... Kris Bjorson, Ronnie Dixon Shaq Washington, Kirk Willis
1917..... Harold Talcott	1961..... Ken Byers, Don Ross	1993..... Jocelyn Borgella, Jason Coppess	2016..... Zach Edwards, Tion Green
1918..... Charles Shyrook	1962..... Rufus Simmons, Phil Goldner Nate Dingle, Lance Harp Alex Pace, Eric Wilson
1919..... Bob Stack	1963..... Darrell Cauley	1994..... Ernest Allen, Reggie Hudson	2017 Mike Boones, Korey Cunningham, Jaylyin Minor
1920..... Dan Fries	1964..... Brig Owens, Jerry Momper Matt Vaupel	
1921..... Frank Crolley	1965..... Dick Fugere	1995..... Muhammed El-Mubarak	
1922..... Mike Palmer	1966..... Jay Bachman, John Parker Darrell Harding, Jamie Lemire, Eric Wibberts	
1923..... Red Prather	1967..... Tony Jackson, Jerry Mislik	1996..... Sam Barnes, Chris Hewitt	
1924..... Tony McAndrews	1968..... Greg Cook, Milt Balkum Rob Robinson, Robert Tate	
1925..... John Pease	1969..... Bob Merkich, Jim Nelson	1997..... Phillip Curry, Jason Fabini,	
1926..... Tiny Herman	1970..... Bob Bell, Mark Mercurio, Earl Wilson John Kobalka, Derrick Ransom	



2018 CINCINNATI FOOTBALL

ALL-TIME ASSISTANT COACHES

COACH	YEARS	COACH	YEARS	COACH	YEARS	COACH	YEARS
Jahmile Addae.....	2010	Foge Fazio.....	1973-76	Brian Mason	2017-	Zac Taylor	2016
Dick Anderson.....	1961-62	Jeff Filkovski.....	1998-03	Skip Mathieson.....	1977	Jon Tenuta.....	2017-
Dave Ash.....	1963	Jimbo Fisher.....	1999	Ken Matous.....	1989	Larry Tischler	1977-80
Mike Bajakian.....	2010-12	Dino Folino.....	1977-80	Stan McGarvey.....	1981-82	Mike Tomlin	1999-00
Bill Baldridge.....	1981-82	Greg Forest.....	2007-09	Charles McMillan	2001	Don Treadwell.....	1994; 2004-06
Dave Baldwin.....	2001	Marcus Freeman	2017-	Dick MacPherson.....	1961-65	Joe Tresey.....	2007-08
Tim Banks.....	2010-11	John Fricke.....	1971-72	Mike Mickens.....	2017-	Mike Tressel	2004-06
Harlon Barnett.....	2004-06	O'Neill Gilbert.....	2001	Bob Miller.....	1959-62	Jeff Uhlenhake.....	2004
Leeman Bennett.....	1967-68	Ted Gill.....	2003-06	Paul Misali.....	1964-65	Bob Valesente.....	1975-76
Dana Bible.....	1978-80; 1994	Keith Gilmore.....	2007-08	Charley Molnar.....	2007-09	Craig Ver Steeg.....	1990-93
Mike Biscotti.....	1988	Mike Gillhamer	2016	John Montgomery.....	1996	Tim Viox.....	1986-88
George Blackburn.....	1949-53	Cary Godette.....	1983-88	Shannon Morrison.....	2012	Tom Walsh.....	1981
Ron Blackledge	1970-72	Mike Gottfried	1975-76	Pat Narduzzi.....	2004-06	Dave Warner.....	2006
Reyman Bonar.....	1947-48	Don Grammer	1958-60	Don Nehlen	1963	Al Washington.....	2017
Jay Bonds.....	1981-82	Eddie Gran.....	1992-93; 2013-15	Dave Nickel	1984-88	T.J. Weist	2010-12
George Boutselis	1967-68	JB Grimes.....	2016	Marc Nudenberg.....	2014	Lou West.....	1988-93
Mark Bradley.....	1983	Nick Grimes	2016	Phil Owen.....	1969	John Wiethe.....	1947-48
D.J. Brown.....	1979-80	Lorenzo Guess.....	2009	Rod Paige.....	1969-70	Mike Wiles.....	1988
Carl Brumbaugh.....	1947	Gino Guidugli.....	2017-	Jim Parker.....	1971-72	Brian Williams.....	1996
Bob Burns.....	1973	Lynn Hailstock.....	1983	John Parker.....	1977-80	Keith Willis.....	1999-00
Rusty Burns.....	1989-91; 2002-03	Jack Hanlon.....	1954-55	Joe Perella	1972	Bob Wolf	1982
Ray Callahan.....	1967-68	John Harbaugh.....	1989-96	Scott Pethel.....	2003	Bob Wylie.....	1996
Mike Cassity.....	1994	Lee Haslinger.....	1956-58	Doug Phillips.....	2017-	Tony Yellowich	1974-76
Rick Christie.....	1982	Owen Hauck.....	1967	Joker Phillips.....	1997-98, 2017-	Ed Youngs	1984-86
A.J. Christoff.....	2001-02	Ralph Hawkins.....	1968	Sam Pittman.....	1996	Larry Zierlein.....	1997-00
Rich Christophel.....	1983	Tyson Helton.....	2013	Robert Prunty.....	2013-16	Dave Zimmerman.....	1977-80
Frank Claire.....	1955	Andy Hendel.....	2001	Jeff Quinn.....	2007-09	Ron Zook.....	1981-82
Mike Clark.....	1986-87	Harry Hiestand.....	1989-93	Dan Radakovich	1969	William Zwaan.....	1980
Steven Clinkscale	2013-15	Darren Hiller	2013-15	Dave Ritchie.....	1969-72; 1987-88	<i>Full-time staff members since 1947.</i>	
Charles Coe.....	1977-78	Darin Hinshaw.....	2013-15	Dana Roach	1986		
Johnnie Cole.....	1995	Tim Hinton.....	2004-09	Tracy Rocker	2002		
L.C. Cole.....	1994-95	Van Hollaway.....	1981-83	Tom Roggeman.....	1993-94		
Tony Cole.....	1979	Dick Hopkins.....	1983	Blake Rolan.....	2013-16		
Sam Congie.....	1969	Greg Hudson.....	1997-2000	Jerry Rosburg.....	1992-95		
Kerry Coombs.....	2007-2011	Hank Hughes.....	1993, 2013	Tim Rose.....	1995		
Ron Corradini.....	1984	William Inge.....	2008-09	Robin Ross.....	1984-85		
Mark Criner	2002-03	Kenny Ingram.....	2015-16	Tom Rossley.....	1977		
Scott Criner.....	1986-88	Bruce Ivory.....	1984-93	Dan Roushar.....	2005-06		
Ron Crook.....	2017-	John Jancek.....	2010-12	Rex Ryan.....	1996-97		
Ted Daisher.....	1989-92	Dave Johnson.....	2011-12	Glenn Sample.....	1956-60		
Kim Dameron.....	1996-98	Amos Jones.....	1999-2002	Mike Scarry.....	1956-62		
Joe Daniels.....	1997-2000	Ernest Jones.....	2007	Bill Schmitz.....	1982-83		
Dino Dawson.....	2002-03	Mike Jones.....	1981	Bill Schwarberg.....	1947-55		
Tony DeBasse.....	1985-87	Wayne Jones.....	1973-76	Greg Seamon.....	1995-98		
Jack Delaney.....	1954-63	Greg Karpinski.....	1994-98	Stacy Searels.....	2001-02		
Mike Denbrock.....	2016-	Art Kaufman	2013	Dick Selcer.....	1965-66		
Bob Diaco.....	2009	Jim Kelly.....	1960-76	Bill Shalosky.....	1955-59		
Mike Dickens.....	1982	Stan Klimczak.....	1951-52	Steve Shankweiler.....	2003		
Paul Dietzel.....	1949-50	Mike Kolakowski.....	2003	Bob Shaw.....	1973-76		
Tyrone Dixon.....	2000-01	Jeff Koonz.....	2014-16	Gary Shephard.....	1983		
Jack Donaldson	1984-87	Don Lawrence.....	1966	Bill Sheridan.....	1989-91		
Phil Dorn.....	2002-03	Tommie Liggins.....	1981-82	Karl Singer.....	1973-76		
Mark Duffner.....	1977-80	Ty Linder.....	2015-16	Bill Singler.....	1984-85		
Dave Dunkelberger	1969-72	Kyle Lingerfelt.....	1995	George Smith.....	1948		
Paul Dunn.....	1994-95	John Lovette.....	1989-92	Rick Smith.....	1999-00		
Hal Dyer.....	1973-74	Dick Mack.....	1978-80	Mike Solari.....	1981-82		
Jerry Eisaman.....	1969-71	Joe Madro.....	1949-54	Mark Staten	2004-06		
Mark Elder.....	2010-12	Don Mahoney.....	2010-12	Ralph Staub.....	1964-68		
Charles Ellis.....	1955-57	Roy Manning.....	2012	Charles Stobart.....	1966		
Mike Elston.....	2007-09	Greg Mantooth.....	1983	Lowell Storm.....	1953-54		
Dan Enos.....	2004-05	Don Martindale.....	1997-98	Steve Stripling.....	2010-12, 2017-		
Jack Faulkner	1950-54	Willie Martinez.....	2017	Fred Tate.....	2013		



IN SCIENCE LIVES HOPE.

We are authors of breakthroughs
and ambassadors of hope.

We are by your side to keep you on the field.

We are UC Health.

Discover more at uchealth.com/orthopaedics

Official healthcare provider for the Bearcats.





CINCINNATI FOOTBALL

2018 SCHEDULE

09/01		@UCLA
09/08		@ MIAMI (OH)
09/15		ALABAMA A&M
09/22		OHIO
09/29		@ UCONN *
10/06		TULANE *
10/20		@ TEMPLE *
10/27		@ SMU *
11/03		NAVY *
11/10		USF *
11/17		@ UCF *
11/23		ECU *

HOME GAMES IN **BOLD CAPS**; * - AMERICAN ATHLETIC CONFERENCE GAME