

**Bearcat Records**

# **Bearcat Basketball History**



*Ed Jucker, completing his rookie season as the Bearcats' head coach, celebrates the team's 1961 national title. Cincinnati made five straight Final Four appearances, from 1959-63, won national titles in 1961 and 1962 and narrowly missed a third crown in 1963.*

## A Proud History

The University of Cincinnati stands among the nation's elite in college basketball.

Six Final Four appearances, and back-to-back national championships, are accomplishments only a handful of programs can boast.

In fact, UC is one of the winningest teams in NCAA Tournament history. The Bearcats have compiled a 40-23 record in NCAA play for a .635 percentage.

Cincinnati's 1,499-855 record (.635), compiled over 104 seasons, places the school among the top 30 winningest programs. Since post-World War II, the beginning of modern day college basketball, UC has a 1,161-533 ledger (.685), an average of 19.7 wins per year. The Bearcats have advanced to post-season play 32 times and have been conference champions in 30 seasons.

UC's losses in tournament play have also been noteworthy. Cincinnati has been eliminated from the NCAA playoffs five times by teams which eventually won the title and lost once to the eventual champ in NIT competition.

The Bearcats' excellence is not portrayed in numbers alone. UC is the alma mater of several of college basketball's greats—29 Bearcats have earned All-America honors, two went on to become Olympic Gold Medalists and two are enshrined in the National Basketball Hall of Fame.

One of the first of Cincinnati's long list of standouts was Jack Twyman, who earned All-America status in 1954-55. He went on to NBA stardom and is in the Basketball Hall of Fame.

Oscar Robertson is still widely-recognized as one of the greatest to ever play the sport—college or professional. A unanimous three-time All-Ameri-

### Bearcat Basketball Timeline

- **1900-01** After several unsuccessful attempts to organize the sport, basketball became an established part of Cincinnati's intercollegiate program with the hiring of its first head coach, Henry S. Pratt. No games were played that year.
- **1901-02** Basketball formally debuted as a selected varsity team played nine games. Cincinnati lost to Yale but defeated a team from the University of Kentucky while compiling a 5-4 record, the remaining games against non-collegiate teams. Home games were played in a gym in the basement of McMicken Hall. Pillars on the court gave UC a home court advantage.
- **1907-08** Cincinnati completed the season with an unblemished 9-0 record, claiming the mythical Ohio Collegiate Championship.
- **1910-11** Cincinnati joined the Ohio Athletic Conference, an alliance of Ohio colleges.
- **1911-12** Schmidlapp Gym was opened as UC's new home court.
- **1918-19** Boyd Chambers began his 10-season coaching tenure.
- **1925-26** Cincinnati and five other Ohio schools bolted the Ohio Athletic Conference to form the Buckeye Athletic Association, also known as the Buckeye Conference. The Bearcats compiled a 17-2 record to capture the first Buckeye cage title.
- **1927-28** Cincinnati garnered its second Buckeye Conference crown. At the close of the season, UC played Xavier in a game to dedicate the latter's new gym, a modest beginning for what later developed into a heated crosstown rivalry. Boyd Chambers stepped down as head coach to become Cincinnati's first full-time athletic director at season's end, capping a 10-year career during which he compiled a 106-81 record.
- **1928-29** Frank Rice debuted as Cincinnati's new head coach and promptly directed UC to the first of two straight Buckeye championships.
- **1931-32** Chester Smith became the first African-American to play basketball at Cincinnati. After serving as a reserve, he was a regular on the front line for the 1932-33 and 1933-34 seasons.
- **1942-43** Cincinnati appeared in two doubleheaders at Xavier's Schmidt Fieldhouse. UC and Xavier played each other for the first time since 1927-28.
- **1946-47** Fiery John Wiethe was hired as UC's 17th head coach. Cincinnati, without a conference since the disbanding of the Buckeye Athletic Association in the mid-1930's, joined the Mid-American Conference and claimed the league's cage crown in that initial season. The Bearcats played half of

their home games in a basketball arena constructed at Music Hall. Dick Dallmer became Cincinnati's first All-American.

● **1948-49** The Bearcats won their third straight Mid-American Conference title. A 23-8 season was capped by a championship in the first Cincinnati Invitational, played in the city's newest sports arena, Cincinnati Gardens. Bill Westerfeld became UC's first 1000-point scorer, capping his career with 1,092 points.

● **1949-50** Cincinnati posted a 20-6 ledger en route to a fourth straight MAC crown and another Cincinnati Invitational trophy. Dick Dallmer and Jim Holstein each topped the 1,000-point plateau in career scoring, Dallmer closed his career as the school's all-time scoring leader with 1,098 points. Cincinnati Gardens became the Bearcats' playing home.

● **1950-51** Sophomore Larry Imburgia scored a school-record 40 points in his first game as a Bearcat. After claiming its fifth straight Mid-American Conference title, Cincinnati made its first venture into post-season play with selection to the National Invitation Tournament. UC lost in double overtime to St. Bonaventure in the tourney opener.

● **1952-53** George Smith succeeded John Wiethe, who was 106-47 in six seasons, as head coach. Cincinnati departed the Mid-American Conference and began national scheduling, appearing in the prestigious Holiday Festival in New York. Jack Twyman made his debut as a Bearcat.

● **1954-55** Cincinnati opened its new on-campus arena, Armory Fieldhouse, with a 97-65 win over Indiana in the mid-December dedication game. Jack Twyman scored a UC season record 712 points, highlighted by a 49-point outing vs. Western Kentucky. He closed his career owning all of the Bearcat scoring records, including the career mark with 1,598 points, earning second team All-American honors. Frank Nimmo took the spotlight in the Bearcats' venture in the NIT, earning a berth on the all-tournament team. Cincinnati closed the season with a 21-8 record.

● **1957-58** Oscar Robertson made his debut, and quickly emerged as one of the top college players in the country. He scored over 50 points in three different games and was the nation's leading scorer with a school season record 984 points. The Bearcats celebrated their entry into the Missouri Valley Conference by winning the league title. Cincinnati made its first NCAA tournament appearance, losing to Kansas State in overtime at the Midwest Regional.

● **1958-59** Buoyed by the offense of Oscar Robertson—the junior repeated as national scoring champ—Cincinnati compiled a 26-4 ledger and a second straight Missouri Valley crown. UC breezed

*Jack Twyman (with ball), played on the George Smith-coached teams of the mid-1950's which boosted Cincinnati into the national spotlight. Twyman, who went on to notoriety in the National Basketball Association, is one of two Bearcats in the National Basketball Hall of Fame.*



can, he was college basketball's all-time leading scorer at the close of his career. His 33.8 scoring average today ranks third on the NCAA career charts, and he has the NBA's third most career assists. The Hall of Famer led the U.S. Olympic team to the 1960 Gold Medal.

Sparked by the exploits of Robertson, who became the first player to lead the nation in scoring in three consecutive seasons, Cincinnati advanced to the Final Four in 1958-59 and 1959-60, settling for third place both years.

With a rookie head coach and with-



*John Wiethe (above) started the Bearcat basketball program on its way to success. Wiethe compiled a 106-47 (.693) ledger in six seasons (1946-47—1951-52), winning five straight Mid-American Conference championships. George Smith (right) moved UC into national prominence. Smith, who posted a 154-56 record (.733) in eight years, began sched-*



*uling national powers. He directed Cincinnati to successive third place finishes at the 1959 and 1960 NCAA Final Fours.*




## Oscar Robertson: A Player Like No Other

*A player like no other—that might be the best description of Oscar Robertson. The Bearcat great clearly was the greatest college performer of his time and today is recognized as one of the game’s all-time bests on both the pro and college levels.*

*Robertson was the first player to lead the nation in scoring for three straight seasons (LSU’s Pete Maravich is the only player since to match that feat), and closed his career as the NCAA’s all-time scoring leader. His 2,973 points currently ranks seventh on the NCAA career scoring list while his 33.8 scoring average is the third-highest of all-time.*

*Robertson was a three-time consensus national player of the year as a Bearcat, before embarking on his 14-year pro career. He was inducted into the National Basketball Hall of Fame in 1979.*



*A nine-foot bronze statue honoring Robertson was erected outside the East concourse of Fifth Third Arena at Shoe-maker Center in 1994.*



### Final Four Coach

*No coach in NCAA basketball history has matched the accomplishments of Ed Jucker during his first three seasons as Cincinnati’s basketball mentor. Jucker piloted UC to the 1961 national title, becoming the first rookie head coach to do so. He then directed the Bearcats to a second straight title in 1962 and in 1963, UC narrowly missed a then-unprecedented third straight crown, losing in overtime in the NCAA championship game.*

*With an 11-1 record in NCAA tourney play, Jucker holds the record for the highest winning percentage in the tournament (.917).*

through the Midwest Regional to make its first appearance in the NCAA Final Four, The Bearcats lost to eventual champion California, but rebounded with a win over Louisville in the consolation game for a third place finish.

- **1959-60** Oscar Robertson scored a school record 62 points in an early-February game vs. North Texas State and in the process became the NCAA’s all-time leading career scorer. Robertson claimed national player of the year honors for the third straight year while Cincinnati won its third straight Missouri Valley title. The Bearcats made their second trip to the Final Four. California again turned back UC’s title hopes as UC finished third. George Smith stepped down as head coach to become athletic director, capping a career in which he posted a 154-56 record in eight years.

- **1960-61** Largely an unknown team, without Robertson, and with a new head coach, Ed Jucker, in command, Cincinnati stumbled to a 5-3 start. The Bearcats then won their next 22 contests, garnering a league title, a then-unprecedented third straight trip to the Final Four, and a national championship. In the first-ever championship game matchup of two teams from the same state, UC defeated Ohio State in overtime, 70-65.

- **1961-62** Cincinnati fashioned a 28-2 record, but the Bearcats had to defeat Bradley in a league playoff game to defend their national title. UC won the Midwest Regional to earn its fourth straight trip to the Final Four. After edging UCLA, 72-70, in the semifinals, Cincinnati became a repeat champion with a 71-59 win over Ohio State. Paul Hogue was the tournament’s Most Outstanding Player.

- **1962-63** UC breezed to its fifth straight Missouri Valley Conference crown and, after winning the Midwest Regional, a fifth straight trip to the Final Four. An 80-46 win over Oregon in the semifinals put the Bearcats in position to win a then-unprecedented third straight national title. Cincinnati held a 15-point lead over Loyola (Ill.) in the second half of the championship game, only to have the Ramblers come back to win, 60-58, in overtime. Cincinnati led the nation in defense.

- **1963-64** One of the longest home winning streaks in college basketball history was snapped when Kansas defeated Cincinnati in Armory Fieldhouse in early December. During the streak, UC won 72 straight games in Armory Fieldhouse plus 18 in Cincinnati Gardens for a home win streak of 90 games.

- **1964-65** Ed Jucker announced his retirement as head coach in February, and the Bearcats won their final three games to send their mentor out with a winning record. Jucker’s six-season ledger of 113-28 gave him the school’s best winning

percentage (.801).

● **1965-66** Tay Baker succeeded Ed Jucker as head coach and directed Cincinnati to a 21-7 campaign, a Missouri Valley Conference title and an NCAA tourney berth. The Bearcats were defeated by Texas-El Paso, the eventual tourney champion, in the Midwest Regional.

● **1969-70** Cincinnati compiled a 21-6 record and was selected to the NIT. Jim Ard earned All-American honors.

● **1972-73** Gale Catlett succeeded Tay Baker as head coach. Lloyd Batts was a first team All-American pick.

● **1973-74** Cincinnati, which finished with a 19-8 record, advanced to the NIT.

● **1974-75** Buoyed by the recruitment of five high school All-Americans, the Bearcats compiled a 23-6 record to return to the NCAA Tournament.

● **1975-76** Cincinnati joined six other schools in forming the Metro Conference, then won the league's initial tournament. The title advanced the Bearcats to their second straight NCAA tourney appearance.

● **1976-77** Riverfront Coliseum became the new home of the Bearcats, and UC celebrated by winning its first 23 games in the new arena. Cincinnati posted a 25-5 ledger and won its second straight Metro tourney crown to advance to the NCAA Midwest Regional. The Bearcats lost to Marquette, which went on to win the national title.

● **1979-80** Eddie Lee broke a 20-year old Oscar Robertson UC record by dishing out 15 assists in a win over Seton Hall at Madison Square Garden. Pat Cummings concluded his career with 1,762 points, second only to Robertson.

● **1980-81** The Bearcats rebound from a 3-5 start to post a 16-13 ledger. After finishing third in the Metro regular season race, UC advanced to the championship game of the conference tournament, where the Bearcats finished on the short end of a 42-31 slowdown contest with Louisville.

● **1981-82** Cincinnati and Bradley battled for seven overtimes, an NCAA record, before the Bearcats prevailed, 75-73, in the longest NCAA Division I basketball game ever.

● **1983-84** Tony Yates, who had been part of Cincinnati's NCAA championship success as a player, returned as head coach.

● **1984-85** Cincinnati, 3-25 the season before, posted a 17-14 ledger. Tony Wilson fired in a 54-foot shot at the buzzer to defeat UAB, 69-67, in early December, one of five games won with a basket in the final minute. UC advanced to the second round of the NIT.

● **1985-86** Roger McClendon scored 35 points, the most by a Bearcat in seven years, to spark

**1958-59 BEARCATS:**  
*Front—Bill Whitaker, Dave Tenwick, Mike Mendenhall, Oscar Robertson, Rod Nall, Dick Cetrone. Back—Larry Willey, John Bryant, Ron Dykes, Ralph Davis, Carl Bouldin, Bob Wiesenbahn, Mel Landfried.*



**1959-60 BEARCATS:**  
*Front—Sandy Pomerantz, Jim Calhoun, John Bryant, Oscar Robertson, Ralph Davis, Tom Sizer, Carl Bouldin, Fred Dierking. Back—Assistant coaches Ed Jucker and Tay Baker, Larry Willey, Mel Landfried, Ron Ries, Paul Hogue, Bob Wiesenbahn, trainer Joe Keefe, head coach George Smith.*

## Final Four

Cincinnati made its first appearance in the NCAA Final Four in 1959 and made a repeat trip in 1960, finishing third both times.

out Robertson, the Bearcats won their first national title in 1960-61. Then to prove that its 1961 championship was no fluke, UC repeated as champion in 1961-62.

Cincinnati made a then-unprecedented fifth straight trip to the Final Four in 1962-63, and narrowly missed capturing a third-straight national crown when Loyola (Ill.) overcame a 15-point deficit and defeated the Bearcats by a basket, 60-58, in overtime.

During those five seasons, UC recorded a 37-game win streak and posted a 161-16 ledger. The five straight Final Four appearances is a feat topped only by UCLA.

Connie Dierking (1958), Ralph Davis (1960), Bob Wiesenbahn (1961), Paul Hogue (1961, 1962), Tom Thacker (1963), Tony Yates (1963), Ron Bonham (1963, 1964) and George Wilson (1963) were accorded

All-American recognition with Wilson playing on the U.S. 1964 Olympic gold medal team.

The Bearcats success continued in the 1970's, during which UC compiled a 170-85 record (.667). Cincinnati inaugurated the Metro Conference by winning the league's first two tournament championships and made four postseason appearances. Jim Ard (1970), Lloyd Batts (1973), Steve Collier (1976), Gary Yoder (1977), Bob Miller (1978) and Pat Cummings (1979) earned All-American recognition.

Cummings closed his illustrious career as UC's No. 2 leading scorer of all-time. The 1980's saw Roger McClendon, capitalizing on the new 3-point field goal rule, take over as the No. 2 career scorer.

While UC made only one postseason appearance, groundwork was laid which would make Cincinnati a dominant team in the 1990's.



## National Champs

*Cincinnati captured back-to-back NCAA titles in 1961 and 1962. The 1961 champs (above) are: Front—Jim Calhoun, Tony Yates, Carl Bouldin, Paul Hogue, Bob Wiesenhahn, Tom Thacker, Tom Sizer. Back—Head coach Ed Jucker, Larry Shingleton, Fred Dierking, Ron Ries, Dale Heidotting, Mark Altenau, assistant coach Tay Baker.*

*The 1962 champs (right) are front: Shingleton, Yates, Larry Elsasser, Thacker, Sizer, Calhoun; back: Baker, Bill Abernethy, Dierking, George Wilson, Reis, Hogue, Heidotting, Ron Bonham, Jucker.*



## ...and a runner-up finish

*Cincinnati nearly became the first school to win a then-unprecedented third straight NCAA crown, suffering an overtime loss to Loyola (Ill.) in the 1963 championship game.*

*Front—Larry Shingleton, Larry Elsasser, Tony Yates, Tom Thacker, Fritz Meyer, Ken Cunningham. Back—Assistant coach Tay Baker, Bill Abernethy, Dale Heidotting, Ron Krick, George Wilson, Gene Smith, Ron Bonham, head coach Ed Jucker.*



an 84-82 win over Louisville.

● **1986-87** Joe Stiffend's 15-foot jumper at the buzzer boosted UC to a 75-73 win over cross-town rival Xavier.

● **1987-88** With the completion of its new on-campus arena two years away, Cincinnati moved its home games from Riverfront Coliseum to Cincinnati Gardens. Roger McClendon, benefiting from college basketball's adoption of the 3-point field goal a year earlier, finished his career as the No. 2 Bearcat career scorer with 1,789 points.

● **1989-90** Bob Huggins debuted as head coach. Huggins directed a team, whose fifth starter was a walk-on from the football team, to a 20-14 ledger and the NIT. That football player, Steve Sanders, sank a 3-pointer at the buzzer to lift UC to a 66-64 win over nationally-ranked Minnesota in the inaugural game in the new Shoemaker Center. Cincinnati advanced to the second round of the NIT, losing to DePaul on a buzzer-beater.

● **1990-91** Cincinnati had a 15-7 record in mid-February, but injuries contributed to a 2-5 ledger in the final three weeks of the season and the Bearcats settled for a return trip to the NIT.

● **1991-92** The Bearcats opened play in the Great Midwest Conference and marked their debut in this new league by sharing the regular season title and winning the tournament crown. Cincinnati made its first appearance in two decades in the Top 20 rankings. The Bearcats were seeded fourth in the Midwest Regional. UC defeated its four regional foes by an average margin of 20.8 points to make its sixth appearance in the Final Four. Michigan edged UC, 76-72, in the semifinal.

● **1992-93** Cincinnati picked up where it left off, winning 17 of its first 18 games to earn a No. 4 national ranking. UC claimed the Great Midwest regular season outright, then won its second straight league tournament. The Bearcats were seeded No. 3 in the East Regional. UC handily won its first three NCAA tourney contests by an average margin of 27 points. An overtime loss to eventual NCAA champ North Carolina prevented UC from making a second straight trip to the Final Four. Nick Van Exel earned third team All-American honors.

● **1993-94** After finishing fourth in the regular season race, Cincinnati won its third straight Great Midwest tournament and advanced to the West Regional, where UC suffered a first-round loss. Dontonio Wingfield, who earned Freshman All-American honors, declared himself eligible for the NBA draft that spring.

● **1994-95** UC closed out the Great Midwest Conference with a fourth straight tournament championship. LaZelle Durden fired in the game-winning shot with 1.2 seconds to play in the championship



*Pat Cummings was a key performer on the UC teams of the late 1970's which won two Metro Conference titles and made three NCAA appearances. Cummings closed his career*

*as UC's second all-time leading scorer. Roger McClendon, whose long-distance shooting benefitted from the adoption of the 3-point shot, topped Cummings' scoring total a decade later.*



## Final Four Again



*Cincinnati returned to national prominence under the direction of Bob Huggins. Huggins guided UC to post-season appearances in each of his seasons as head coach. The 1991-92 Bearcats celebrated their return to the NCAA Tournament after a 15-year absence by advancing to the Final Four.*

*1991-92 BEARCATS: Front—Erik Martin, B.J. Ward, Allen Jackson, Jeff Scott, Mike Reicheneker, head coach Bob Huggins, Herb Jones, Anthony Buford, Curtis Bostic, Nick Van Exel, Tarrence Gibson. Back—*

*Trainer Tom Lemley, managers Dave Luther and Mike Krispli, assistant coaches Steve Moeller and Larry Harrison, Shane Komives, John Jacobs, Corie Blount, Terry Nelson, assistant coaches John Loyer and Chuck Machock, managers Jeff Horner and Aaron Savage.*





game win over Saint Louis. Durden had scored 45 points, the most by a Bearcat in 34 years, in a mid-December win over Wyoming, clinching the 81-80 victory with three free throws after time expired. UC made its second straight trip to the West Regional, advancing to the second round.

● **1995-96** The Bearcats captured both the regular season and tournament titles in the debut season of Conference USA. Seeded No. 2 in the Southeast Regional, Cincinnati made its third appearance in the NCAA tourney Elite Eight in the past five years. Danny Fortson, who garnered C-USA Most Outstanding Player honors and was tournament MVP, was a first team All-American selection by *Basketball Weekly* and *College Sports*, and earned second team All-America honors by five other polls. UC finished ranked No. 7 by AP and No. 6 by *USA Today/CNN*.

● **1996-97** The Bearcats began the season as the consensus No. 1-ranked team and junior Danny Fortson was a consensus preseason All-American. UC rolled to a 26-8 season, capturing the Conference USA regular season title, and made its sixth straight NCAA appearance. Fortson, who elected to turn pro following the season, finished as the school's No. 2 scorer (1,881 points) and first consensus first team All-American in 34 years.

● **1997-98** With but one returning starter the Bearcats posted a 27-6 record, claimed both the C-USA regular season and tournament titles and garnered a No. 2 seed in the NCAA tournament. Kenyon Martin recorded UC's first triple-double in 31 years with 24 points, 23 rebounds and 10 blocks in a late February win over DePaul. Martin was MVP of the C-USA tournament, Ruben Patterson was named third team All-American while Cincinnati posted its third straight top-10 poll finish.

● **1998-99** Cincinnati won its first 15 games, including an upset of No. 1-ranked Duke, en route to a fourth straight C-USA regular season crown. The Bearcats earned a No. 3 seed in the NCAA East Regional. Melvin Levett and Kenyon Martin earned honorable mention All-American recognition.

● **1999-00** Cincinnati was the nation's top team and Kenyon Martin was college basketball's top player. UC was ranked No. 1 in the national polls for 12 of 18 weeks and Martin made a clean sweep of the national player of the year awards (Naismith, Wooden, Rupp, Robertson, NABC). The Bearcats tied a school record for victories with a 29-4 record and won their fifth straight Conference USA regular season title. UC seemed poised for a run for the national title until Martin suffered a broken leg in the Conference USA Tournament. Martin was a unanimous first team All-American with Pete Mickeal earning honorable mention honors.



*The Bearcats won eight C-USA regular season titles in the last 10 years and were tournament champions four times.*

**Bearcat Records**

## UC's Winning Tradition Returns in the 1990s

The last 16 seasons has been one of the brightest periods in the University of Cincinnati's rich basketball history. In fact, only the late 1950's and early 1960's, during which the Bearcats made five straight trips to the Final Four and won back-to-back national championships, shines brighter.

Bob Huggins, who was named head coach in 1989, rekindled those national championship expectations in only his third season at the helm when he directed UC to the Final Four. The Bearcats have advanced to the Elite Eight of the NCAA tournament three times and have reached the Sweet 16 four times.

Cincinnati has won its conference season and/or tournament title in 12 of the last 14 seasons. UC has claimed eight league tournament titles and 10 regular season crowns during this span. The Bearcats have finished in the Top 10 of the final polls in seven of the past 13 years. During this time, Cincinnati has ranked among the nation's winningest programs both in terms of winning percentage

and victories.

Fifteen Bearcats have garnered first team all-conference honors during the Huggins era with three of those, Danny Fortson, Kenyon Martin and Steve Logan, picking up a total of four C-USA Most Outstanding Player Awards.

Fortson, Nick Van Exel, Ruben Patterson, Bobby Brannen, Melvin Levett, Logan, Martin and Pete Mickeal have joined Cincinnati's list

### Bearcats since 1990

- Won 399, Lost 127 (.759)
- 16 postseason tourney appearances
- 14 straight NCAA Tournament appearances
- NCAA Final Four in 1992
- NCAA Elite Eight in 1992, 1993 and 1996
- Eight conference tournament championships
- Ten conference regular season titles
- Seven Top-10 Final Poll Rankings
- One Consensus National Player of the Year
- 11 All-American Selections
- Three freshman All-American selections
- 15 first team all-conference selections and five league Player of the Year picks.
- Six conference Coach of the Year selections
- 12 NBA draft picks

*Cincinnati has been well-represented in national player awards selections. Kenyon Martin was the consensus choice for national player of the year honors in 1999-00, winning the John Wooden, Oscar Robertson, Naismith, NABC and Associated Press player of the year awards.*



*Steve Logan, like Martin a consensus first team All-American, in 2001-02 was a finalist for the various national player of the year awards and won the Frances Pomeroy Naismith Award as the nation's top player 6-foot or under.*

of All-Americans. Fortson was a consensus first team All-American in 1996-97 after receiving second team recognition in 1995-96. Martin was college basketball's top player of the 1999-2000 season, making a clean sweep of the national player of the year awards. Logan was a consensus All-American in 2001-02 and a finalist for every national player of the year award.

As further evidence of Cincinnati's excellence, 12 Bearcats have been selected in the NBA draft, three of whom were top 10 picks. The headliner of this list is Martin who was the No. 1 pick of the entire 2000 draft by the New Jersey Nets. DerMarr Johnson was the No. 6 pick of the 2000 draft by the Atlanta Hawks.



*The 1999-00 Bearcats are considered one of the best team in UC history. That squad was ranked No. 1 for 12 weeks and went undefeated in C-USA play. A leg fracture suffered by Kenyon Martin in the C-USA Tournament prevented UC from making a run in the NCAA Tournament.*



● **2000-01** With but one returning starter, Cincinnati got off to a 12-6 start and a meager 3-3 ledger in Conference USA play. The Bearcats won nine of their final 11 regular season games to claim their sixth straight C-USA season crown. After finishing runner-up in the C-USA tournament, UC was seeded No. 5 in the West Regional and parlayed that position to advance to the Sweet 16. Steve Logan, who hiked his scoring output by 50 percent during the Bearcats' final 21 games, was named C-USA Player of the Year.

● **2001-02** Unranked in the major polls at the start of the season, the Bearcats posted a 31-4 record—setting a new standard for victories—won a seventh consecutive Conference USA regular season championship, captured the C-USA tournament crown and earned their first-ever No. 1 seed in the NCAA Tournament. Steve Logan earned his second straight Conference USA Player of the Year award, was a consensus All-American and a finalist for every national player of the year honor.

● **2002-03** Though the Bearcats had but one returning starter, they nonetheless were in contention for an eighth straight C-USA title and made a 12th consecutive appearance in the NCAA Tournament. And though Bob Huggins suffered a major heart attack in late September, the coach was with the team for its first practice two weeks later and continued to direct UC with his intensity.

● **2003-04** Cincinnati returned to the Top 25, raising as high as No. 5 in the weekly polls en route to a 25-7 campaign. The Bearcats finished in a five-way tie for the Conference USA regular season title, then swept up the league's tournament crown and made its 13th straight NCAA Tournament appearance

● **2004-05** The Bearcats finished second in their final season in Conference USA, but made their 14th straight appearance in the NCAA Tournament, the third-longest active streak in the nation. UC also finished in the Top 25 in the final polls. Jason Maxiell, who concluded his career as the No. 11 all-time UC scorer and No. 2 in blocked shots, was drafted in the first round by the Detroit Pistons.



# Team-Single Game

## HIGHS

**Points**

127	v. North Texas St.	1957-58
123	v. St. Joseph's (Pa.)	1959-60
	v. North Texas St.	1959-60
122	v. St. Joseph's (Ind.)	1976-77
120	v. Kent St.	1976-77

**Points-Two Teams**

232	Cincinnati 119, Morehead St. 113	1957-58
-----	-------------------------------------	---------

**Points-One Half**

69	v. North Texas St.	1957-58
68	v. DePaul	1997-98

**Field Goals Made**

55	v. St. Joseph's (Ind.)	1975-76
	v. Wright State	1976-77
51	v. Northeast Illinois	1973-74
50	v. multiple opponents	

**Field Goals Attempted**

132	v. Cedarville	1949-50
113	v. Cedarville	1950-51
	v. Western Reserve	1951-52
112	v. Wilmington	1951-52
109	v. Western Reserve	1952-53

**Field Goal Percentage**

.672	v. E. Mich. (41-61)	1996-97
.667	v. St. Francis (Pa.) (32-48)	1990-91
.655	v. A. Peay (38-58)	1992-93
.643	v. Memphis (27-42)	1986-87
	v. Kent St. (36-56)	1990-91

**3-Point Field Goals Made**

24	v. Oakland	1998-99
18	v. La.-Monroe	2001-02
14	v. Connecticut	1993-94
	v. Dayton	1993-94
	v. Temple	1994-95
	v. Houston	1998-99

**3-Point Field Goals Attempted**

48	v. Oakland	1998-99
36	v. Temple	1993-94
	v. Coppin State	2001-02
34	v. La.-Monroe	2001-02
31	v. Temple	1996-97

## 3-Point Field Goal Percentage

(minimum: 5 made)

.833	v. Regis (5-6)	1986-87
.741	v. Duke (5-7)	1998-99
.667	v. Mass. (8-12)	1992-93
.625	v. Marquette (5-8)	1996-97

**Free Throws Made**

42	v. Louisville	2002-03
38	v. UAB	1997-98
37	v. North Texas St.	1957-58
36	v. Bradley	1956-57

**Free Throws Attempted**

58	v. Louisville	2002-03
55	v. UAB	1997-98
51	v. North Texas St.	1957-58
49	v. Miami (O.)	1952-53
	v. Miami (O.)	1956-57
	v. Arkansas	1995-96

**Free Throw Percentage**

1.000	v. Loyola (Ill.) (12-12)	1986-87
	v. S. Florida (7-7)	1987-88
	v. St. Louis (8-8)	1992-93
	v. Temple (17-17)	1995-96

**Rebounds**

84	v. Union	1954-55
82	v. Kent St.	1952-53
80	v. Tennessee	1955-56
	v. North Texas St.	1957-58

**Rebound Margin**

+45	v. Tennessee	1955-56
+43	v. Union	1954-55
+40	v. Western Reserve	1952-53
	v. North Texas St.	1957-58

**Assists**

41	v. St. Joseph's (Ind.)	1975-76
28	v. Pacific	1958-59
27	v. multiple opponents	

**Steals**

20	v. Tulane	1978-79
	v. Howard	1996-97
19	v. Akron	1976-77
18	v. Bowling Green	1989-90
	v. Wyoming	1995-96

## Blocked Shots

15	v. Iowa State	1999-00
14	v. DePaul	1997-98
13	v. Memphis	1999-00
	v. Miami (O.)	2004-05
12	v. UNLV	1999-00

**Turnovers**

31	v. Cleveland St.	1973-74
29	v. Pittsburgh	1978-79
	v. Tulane	1978-79
	v. Xavier	1997-98

**Personal Fouls**

39	v. William & Mary	1951-52
38	v. Morehead St.	1955-56
	v. Louisville	1985-86
37	v. Miami (O.)	1951-52

**Disqualifications**

5	v. William & Mary	1950-51
	v. St. Bonaventure	1950-51

**Overtime Periods**

7	v. Bradley	1981-82
---	------------	---------

*(75-73 UC win), NCAA Record*

## LOWS

**Fewest Points Scored**

11	v. Kentucky	1983-84
31	v. Louisville	1980-81
37	v. Louisville	1983-84
38	v. Georgia Tech	1977-88

**Fewest Field Goals Made**

5	v. Kentucky	1983-84
12	v. LaSalle	1948-49
13	v. Saint Louis	1960-61

**Fewest Field Goals Attempted**

12	v. Kentucky	1983-84
----	-------------	---------

**Lowest Field Goal Percentage**

.156	v. LaSalle (12-77)	1948-49
.207	v. Butler (17-82)	1948-49
.215	v. Butler (17-79)	1948-49
.222	v. Duquesne (14-63)	1951-52
.243	v. Miami (O.) (17-71)	1948-49

**Fewest 3-Point Field Goals Made**

0	v. multiple opponents	
---	-----------------------	--

**Fewest 3-Point Field Goals Att.**

2	v. South Carolina	1988-89
	v. Morehead St.	1986-87

**Lowest 3-Point FG Percentage**

.000	v. multiple opponents	
------	-----------------------	--

**Fewest Free Throws Made**

0	v. Georgia Tech	1977-78
1	v. Va. Common.	1978-79
	v. Kentucky	1983-84

**Fewest Free Throws Attempted**

0	v. Georgia Tech	1977-78
2	v. Kentucky	1983-84
	v. Tulane	1982-83
3	v. Brown	1973-74

**Lowest Free Throw Percentage**

.222	v. UNC Wilmington (2-9)	2000-01
.240	v. Tulsa (6-25)	1968-69
.286	v. Toledo (4-14)	1951-52
.300	v. Tulsa (3-10)	1966-67
	v. E. Carolina (3-10)	2001-02

**Fewest Rebounds**

9	v. Kentucky	1983-84
13	v. Georgia Tech	1977-78
15	v. Louisville	1980-81

**Fewest Assists**

1	v. Xavier	1968-69
2	v. multiple opponents	

**Fewest Steals**

0	v. multiple opponents	
---	-----------------------	--

**Fewest Blocked Shots**

0	v. multiple opponents	
---	-----------------------	--

**Fewest Turnovers**

3	v. Ohio State	1960-61
	v. Louisville	1984-85
	v. Boston Univ.	2001-02
4	v. Virginia Tech	1982-83
	v. Charlotte	2000-01
	v. Middle Tennessee	2003-04

**Fewest Personal Fouls**

5	v. Southern Miss	1985-86
7	v. multiple opponents	

*Fewest Records begin with 1946-47*

# Single Game Records by a UC Opponent

## HIGHS

**Most Points**

115	by Virginia Tech	1980-81
	by Virginia Tech	1987-88
113	by Morehead St.	1955-56
109	by St. Joseph's (Pa.)	1969-70
107	by Memphis	1981-82

**Most Field Goals**

42	by Saint Louis	1955-56
41	by N. Texas St.	1968-69
	by St. Joseph's (Pa.)	1969-70
	by UCLA	2001-02

**Most Field Goal Attempts**

110	by West. Michigan	1952-53
107	by Duquesne	1952-53
102	by N. Carolina St.	1952-53
	by St. Joseph's (Pa.)	1957-58
98	by St. Francis (Pa.)	1954-55

## Most 3-Point Field Goals

15	by South Carolina	1996-97
	by Oakland	1998-99
14	by Temple	1994-95
13	by Marquette	1996-97

**Most 3-Point FG Attempts**

36	by UCLA	2001-02
34	by Temple	1994-95
	by Oakland	1998-99
	by UNC Charlotte	1999-00

**Highest 3-Point FG Percentage**  
(minimum: 5 made)

.750	by Memphis (9-12)	1994-95
	by Regis (3-4)	1986-87

**Most Free Throws**

53	by Morehead St.	1955-56
43	by Memphis	1981-82
42	by Florida State	1988-89
38	by Louisville	1985-86

## Most Free Throw Attempts

65	by Morehead St.	1955-56
54	by Kent State	1952-53
53	by Louisville	1985-86
52	by Memphis	1981-82
	by Florida State	1988-89

**Highest Free Throw Percentage**

1.000	by multiple opponents	
-------	-----------------------	--

**Most Rebounds**

78	by Miami (O.)	1955-56
73	by St. Francis (Pa.)	1954-55
71	by N. Carolina St.	1952-53
70	by LaSalle	1952-53
68	by Miami (O.)	1955-56

**Highest Rebound Margin**

+31	by Dayton	1953-54
+29	by South. Methodist	1974-75

**Most Assists**

33	by Holy Cross	1978-79
----	---------------	---------

28	by Va. Common.	1980-81
26	by Washington	1971-72
	by Louisville	1979-80
	by Iowa	1959-60
	by Illinois	2003-04

**Most Steals**

20	by Memphis	1986-87
19	by Xavier	1997-98
17	by Marshall	1983-84
16	by DePaul	1998-99

**Most Blocked Shots**

12	by Virginia Tech	1979-80
	by Southern Miss	1985-86
	by North Carolina	1993-94
11	by Louisville	1988-89
	by Massachusetts	1997-98
	by Memphis	2002-03

**Most Turnovers**

35	by Cleveland St.	1971-72
	by Tenn.-Martin	1994-95



34 by Sam Houston ..... 1990-91 by Tex. Southern ..... 1992-93	34 by North Texas St. .... 1960-61 36 by Miami (O.) ..... 1962-63 by Winthrop ..... 1997-98	<b>Fewest Free Throws</b> 0 by New Hampshire ..... 1974-75 2 by multiple opponents	<b>Fewest Assists</b> 0 by Tulsa ..... 1961-62 1 by multiple opponents
<b>Most Personal Fouls</b> 40 by Louisville ..... 2002-03 36 by Cleveland St. .... 1972-73 35 by St. Bonaventure ..... 1950-51 by North Texas St. .... 1957-58 by Arkansas ..... 1995-96 by UAB ..... 1997-98 by Northwestern St. (La.) 2004-05	<b>Fewest Field Goals</b> 10 by N. Texas State ..... 1960-61 by Miami (O.) ..... 1961-62 by Kentucky ..... 1983-84 11 by Temple ..... 1994-95 by So. Miss ..... 2001-02	<b>Fewest Free Throw Attempts</b> 0 by New Hampshire ..... 1974-75 4 by multiple opponents	<b>Fewest Steals</b> 0 by multiple opponents
<b>Most Disqualifications</b> 5 by St. Joseph's (Pa.) ..... 1957-58 by North. Michigan ..... 1968-69	<b>Fewest Field Goal Attempts</b> 19 by Kentucky ..... 1983-84	<b>Lowest Free Throw Percentage</b> .200 by So. Miss (2-10) ..... 1985-86 by Miami (O.) (2-10) ..... 1982-83 .222 by UNC Wilmington (2-9) ..... 2000-01 .250 by Youngs. St. (4-16) ..... 1993-94	<b>Fewest Blocked Shots</b> 0 by multiple opponents
<b>LOWS</b>	<b>Fewest 3-Point Field Goals</b> 0 by multiple opponents	<b>Fewest Rebounds</b> 11 by Kentucky ..... 1983-84 13 by Georgia Tech ..... 1977-78 18 by Tulane ..... 1984-85 by Saint Louis ..... 1992-93 by Rhode Island ..... 1997-98	<b>Fewest Turnovers</b> 3 by Louisville ..... 1984-85 by Ohio State ..... 1960-61 4 by Virginia Tech ..... 1982-83 by Illinois ..... 2003-04
<b>Fewest Points</b> 24 by Kentucky ..... 1983-84 30 by Miami (O.) ..... 1961-62	<b>Fewest 3-Point FG Attempts</b> 0 by multiple opponents		<b>Fewest Personal Fouls</b> 4 by Kentucky ..... 1983-84 9 by multiple opponents

*Lows begin with 1946-47*

## Team-Season

<b>Games</b> 35 2000-01, 2001-02 34 1989-90, 1991-92 1994-95, 1996-97	2248 1975-76 2174 1949-50	1536 1961-62 1532 1958-59 1522 1959-60
<b>Victories</b> 31 2001-02 (31-4) 29 1961-62 (29-2) 1991-92 (29-5) 1999-00 (29-4) 28 1959-60 (28-2) 1995-96 (28-5) 27 1960-61 (27-2) 1992-93 (27-5) 1997-98 (27-6) 1998-99 (27-6)	<b>Field Goal Percentage</b> .511 1959-60 (1035-2025) .499 1977-78 (724-1611) .496 1996-97 (962-1938) .480 1957-58 (910-1895) 1999-00 (898-1871)	<b>Rebound Average</b> 62.7 1955-56 56.5 1954-55 52.4 1952-53 51.8 1960-61
<b>Con. Victories-One Season</b> 22 1960-61	<b>3-Point Field Goals Made</b> 253 1993-94 237 2003-04 236 1994-95 221 2004-05 214 2000-01	<b>Rebound Margin</b> +13.3 1960-61 +12.7 1961-62
<b>Con. Victories-Two Seasons</b> 37 1961-62—1962-63	<b>3-Point Field Goals Att.</b> 693 1993-94 669 1994-95 634 2004-05 612 2003-04 600 2000-01	<b>Assists</b> 567 1973-74 550 1994-95 546 1995-96 525 1996-97 517 2003-04
<b>Points</b> 2754 1994-95 2738 2001-02 2743 1996-97 2686 1991-92 2672 1995-96	<b>3-Point Field Goal Pct.</b> .431 1986-87 (115-267) .375 1991-92 (208-555) .365 1993-94 (253-693) .362 2001-02 (209-577) .359 1999-00 (165-459)	<b>Steals</b> 319 1992-93 316 1991-92 305 1989-90 286 1990-91 277 1995-96
<b>Scoring Average</b> 86.7 1959-60 86.5 1957-58 84.8 1955-56 84.0 1958-59 83.3 1954-55	<b>Free Throws Made</b> 635 1996-97 612 1954-55 610 1997-98 606 2004-05 602 1957-58	<b>Blocked Shots</b> 226 2004-05 223 1999-00 168 2003-04 154 2001-02 152 1998-99
<b>Scoring Margin</b> 22.0 1959-60 20.6 1957-58 18.9 1950-51 17.8 2001-02 17.1 1961-62	<b>Free Throws Attempted</b> 924 1996-97 911 1954-55 898 1997-98 878 2004-05 854 1999-00	<b>Turnovers</b> 526 1994-95 1997-98 523 1996-97 494 1974-75 487 1989-90
<b>Field Goals Made</b> 1059 1975-76 1035 1959-60 996 1994-95 991 1974-75 970 1958-59	<b>Free Throw Percentage</b> .717 1979-80 (359-501) .714 1974-75 (388-543) .709 2001-02 (595-839) .708 1976-77 (425-600) .707 1957-58 (602-852)	<b>Personal Fouls</b> 742 1994-95 716 1996-97 701 1995-96 695 1951-52
<b>Field Goals Attempted</b> 2336 1948-49 2297 1954-55 2281 1951-52	<b>Rebounds</b> 1639 1954-55 1553 1960-61	<b>Disqualifications</b> 46 1951-52 42 1950-51 26 1970-71

(won 5, lost 1)

## Opponent Season Records

<b>Points</b> 2423 1994-95 2359 1989-90 2332 1987-88 2294 2000-01 2226 1996-97	<b>Free Throws Attempted</b> 916 1954-55 878 1994-95 859 1952-53
<b>Scoring Average</b> 83.3 1987-88 76.5 1952-53 75.7 1971-72, 1980-81	<b>Free Throw Percentage</b> .728 1964-65 (481-661) .724 1974-75 (457-631) .721 1967-68 (447-613)
<b>Field Goals Made</b> 865 1989-90 864 1975-76 817 2000-01 810 1994-95 794 1958-59	<b>Rebounds</b> 1314 1958-59 1287 1954-55 1260 1975-76 1242 2000-01
<b>Field Goals Attempted</b> 2060 1958-59 2035 2001-02 2021 1954-55 2008 2004-05	<b>Rebound Average</b> 51.7 1952-53 48.1 1955-56 45.7 1951-52 44.4 1954-55
<b>Field Goal Percentage</b> .523 1983-84 (719-1376) .490 1986-87 (706-1441) .486 1985-86 (729-1499)	<b>Assists</b> 504 1973-74 422 1994-95 417 1989-90 412 1984-85
<b>3-Point Field Goals Made</b> 230 2004-05 222 1994-95 201 2003-04 197 1999-00 195 2000-01	<b>Steals</b> 213 1996-97 208 1997-98 200 1989-90, 1994-95
<b>3-Point Field Goals Att.</b> 668 2004-05 634 1994-95 607 2003-04 605 1996-97 592 1999-00	<b>Blocked Shots</b> 138 2000-01 114 1993-94 113 1995-96 112 1979-80
<b>3-Point Field Goal Pct.</b> .379 1987-88 (107-282) .358 1989-90 (132-369) .355 1988-89 (106-299)	<b>Turnovers</b> 707 1991-92 662 1992-93 634 1973-74 633 1989-90
<b>Free Throws Made</b> 630 1954-55 581 1994-95 579 1987-88 548 1985-86	<b>Personal Fouls</b> 747 2001-02 746 1996-97 743 1997-98 741 1994-95
	<b>Disqualifications</b> 43 1957-58 37 1996-97 36 1950-51

Bearcat Records

# Individual-Single Game

## Minutes Played

73	Bobby Austin v. Bradley	1981-82
64	Dwight Jones v. Bradley	1981-82
63	Junior Johnson v. Bradley	1981-82
	Mike Williams v. Bradley	1981-82
60	David Kennedy v. Memphis	1980-81

## Points

62	Oscar Robertson v. N. Texas St.	1959-60
56	Oscar Robertson v. Seton Hall	1957-58
	Oscar Robertson v. Arkansas	1957-58
50	Oscar Robertson v. St. Louis	1957-58
	Oscar Robertson v. Wichita St.	1957-58
	Oscar Robertson v. Iowa	1959-60

## Field Goals Made

23	Oscar Robertson v. N. Texas St.	1959-60
22	Oscar Robertson v. Seton Hall	1957-58
21	Oscar Robertson v. Arkansas	1957-58
19	Larry Imburgia v. Cedarville	1950-51
	Oscar Robertson v. Kansas	1959-60

## Field Goals Attempted

36	Oscar Robertson v. Arkansas	1957-58
34	Oscar Robertson v. Miami (O.)	1958-59
33	Jack Twyman v. West. Kentucky	1954-55
	Oscar Robertson v. Iowa	1959-60
32	Jack Twyman v. Ball St.	1954-55
	Oscar Robertson v. Seton Hall	1957-58
	Oscar Robertson v. Bradley	1959-60
	Oscar Robertson v. Wichita St.	1959-60
	LaZelle Durden v. Wyoming	1994-95

## Field Goal Percentage

### (minimum: 10 made)

.933	Danny Fortson v. E. Mich. (14-15)	1996-97
.923	George Wilson v. Ohio (12-13)	1962-63
.917	Kenyon Martin v. UNLV (11-12)	1998-99
.909	Erik Martin v. SE Missouri (10-11)	1992-93
	Eric Hicks v. DePaul (10-11)	2004-05

## 3-Point Field Goals Made

10	Melvin Levett v. East. Kentucky	1997-98
9	LaZelle Durden v. Memphis	1993-94
8	Nick Van Exel v. Temple	1992-93
	LaZelle Durden v. Temple	1993-94
	LaZelle Durden v. Austin Peay	1993-94
	LaZelle Durden v. Chicago St.	1993-94
	LaZelle Durden v. Saint Louis	1993-94
	LaZelle Durden v. Dayton	1993-94
	Melvin Levett v. Oakland	1998-99
	Steve Logan v. Oakland	1998-99
	Field Williams v. Coppin St.	2003-04
	Tony Bobbitt v. USF	2003-04

## 3-Point Field Goals Attempted

20	LaZelle Durden v. Wyoming	1994-95
17	LaZelle Durden v. Temple	1993-94
	LaZelle Durden v. Dayton	1993-94
16	Darnell Burton v. Mississippi St.	1995-96
	Melvin Levett v. Oakland	1998-99
15	Nick Van Exel v. Temple	1992-93
	LaZelle Durden v. Chicago St.	1993-94
	LaZelle Durden v. Marquette	1993-94
	LaZelle Durden v. Memphis	1993-94
	D'Juan Baker v. Wright State	1997-98
	Jihad Muhammad v. Northern Iowa	2004-05

## 3-Point Field Goal Percentage

### (minimum: 5 made)

1.000	Field Williams v. Louisville (5-5)	2001-02
.833	Darnell Burton v. Xavier (5-6)	1995-96
.800	Field Williams v. Coppin St. (8-10)	2003-04
.778	Roger McClendon v. Miami (O.) (7-9)	1987-88
	Steve Logan v. Louisville (7-9)	2000-01

## Free Throws Made

22	Oscar Robertson v. N. Texas St.	1958-59
20	Oscar Robertson v. Wichita St.	1957-58
19	Oscar Robertson v. St. Bonaventure	1959-60
18	Oscar Robertson v. Drake	1959-60
	Bobby Brannen v. Minnesota	1997-98

## Free Throws Attempted

25	Oscar Robertson v. N. Texas St.	1958-59
	Oscar Robertson v. St. Bona.	1959-60
22	Oscar Robertson v. Miami (O.)	1957-58
21	Oscar Robertson v. Wichita St.	1957-58
20	Oscar Robertson v. New York	1958-59
	Oscar Robertson v. Drake	1959-60
	Bobby Brannen v. Minnesota	1997-98
	Jason Maxiell v. Valparaiso	2003-04

## Free Throw Percentage

### (minimum: 10 made)

1.000	Oscar Robertson v. Xavier (14-14)	1957-58
	Bobby Brannen v. So. Miss. (14-14)	1997-98
	Oscar Robertson v. Seton Hall (12-12)	1957-58
	Steve Logan v. Iowa St. (12-12)	1999-00
	Steve Logan v. South Florida (11-11)	2000-01
	Junior Johnson v. Xavier (10-10)	1982-83
	Bobby Brannen v. Morehead St. (10-10)	1997-98
	Steve Logan v. Wake Forest (10-10)	2001-02

## Rebounds

33	Connie Dierking v. Loyola (La.)	1956-57
31	Connie Dierking v. N. Texas St.	1957-58
30	Jack Twyman v. Miami (O.)	1954-55
	Connie Dierking v. Geo. Washington	1955-56

## Assists

16	Steve Logan v. Coppin St.	2001-02
15	Eddie Lee v. Seton Hall	1978-79
13	Oscar Robertson v. Kansas St.	1958-59
12	Oscar Robertson v. Pacific	1958-59
	Oscar Robertson v. DePaul	1959-60
	Dean Foster v. Wichita St.	1965-66
	Eddie Lee v. West Virginia	1978-79
	Eddie Lee v. Florida St.	1978-79
	Eddie Lee v. North Carolina	1979-80
	Elnardo Givens v. South Florida	1987-88

## Steals

8	Tony Bobbitt v. Coppin St.	2003-04
7	Michael Horton v. Louisville	1997-98
6	Brian Williams v. Kent St.	1976-77
	Brian Williams v. St. Joseph's (Ind.)	1976-77
	Eddie Lee v. Rutgers	1976-77
	Bobby Austin v. Tulane	1978-79
	Kenneth Henry v. East. Kentucky	1985-86
	Ronnie Ellison v. North. Kentucky	1987-88
	Ronnie Ellison v. Virginia Tech	1987-88
	Allen Jackson v. Saint Louis	1991-92
	Terry Nelson v. Georgia Southern	1992-93
	Erik Martin v. Xavier	1992-93
	Charles Williams v. Howard	1996-97
	Kenyon Martin v. Nicholls St.	1998-99

## Blocked Shots

10	Rick Roberson v. Bradley	1966-67
	Jim Ard v. Miami (O.)	1968-69
	Kenyon Martin v. DePaul	1997-98
	Kenyon Martin v. Memphis	1999-00
8	George Wilson v. Dayton	1963-64
	Kenyon Martin v. Louisville	1997-98
	Eric Hicks v. Xavier	2003-04
	Jason Maxiell v. Houston	2004-05

## Turnovers

11	Dean Foster v. Wichita St.	1965-66
10	Derrek Dickey v. Louisville	1971-72
	Dwight Jones v. Augustana	1979-80

# Single Game

## Opponent Highs

### Points

41	Dell Curry, Va. Tech	1985-86
38	Lyle Falknor, Wright St.	1974-75
	Lou Silver, Harvard	1974-75
	Dell Curry, Va. Tech	1985-86
37	Sihugo Green, Duquesne	1955-56
	Jerry Newsome, Indiana St.	1967-68
	Jermaine Guise, Butler	1993-94

### Field Goals Made

16	Sihugo Green, Duquesne	1955-56
	Dell Curry, Va. Tech	1985-86

### Field Goals Attempted

40	Sihugo Green, Duquesne	1955-56
35	Tom Marshall, West. Kentucky	1952-53
30	Dell Curry, Va. Tech	1985-86

### 3-Point Field Goals Made

9	Johnnie Miller, Temple	1994-95
8	Rasheed Brokenborough, Temple	1996-97
	Francisco Garcia, Louisville	2002-03
	Brendan Plavich, Charlotte	2004-05
7	six players	

### 3-Point Field Goals Attempted

17	Johnnie Miller, Temple	1994-95
	Marcus Singer, DePaul	1996-97
	Brendan Plavich, Charlotte	2004-05
16	Rodney Newsome, Memphis	1994-95
14	four players	

### Free Throws Made

18	David Burns, Saint Louis	1979-80
17	Johnny Rogers, Cal-Irvine	1984-85
	Larry Davis, South Carolina	1996-97
16	Dell Curry, Va. Tech	1985-86
	Ronny Turiaff, Gonzaga	2002-03

### Free Throws Attempted

26	Bob McNeal, St. Joseph's (Pa.)	1957-58
23	Joe Spratt, St. Joseph's (Pa.)	1957-58
22	David Burns, Saint Louis	1979-80

### Rebounds

25	Tom Gola, LaSalle	1952-53
	Wes Unseld, Louisville	1967-68
24	Leroy Wright, Pacific	1958-59
20	four players	

### Assists

15	Edmund Sherod, Va. Comm.	1980-81
13	Larry Schellenberg, Dayton	1984-85
11	six players	

### Steals

7	Harold Keeling, Santa Clara	1984-85
	Kawika Akina, No. Arizona	1997-98
6	multiple players	

### Blocked Shots

8	Jim McIlvaine, Marquette	1993-94
7	Jim McIlvaine, Marquette	1993-94
6	multiple players	

### Turnovers

10	Kenny Boddie, N. Carolina A&T	1979-80
	Marcus Crowell, S. Miss.	1989-90
	Sam Crawford, N. Mex. St.	1992-93
	Michael Hart, Tenn.-Martin	1994-95
	Jerald Honeycutt, Tulane	1996-97



## Individual-Season

### Games Played

35 shared by 10 players, 5 in 2000-01 and 5 in 2001-02

### Games Started

35 Steve Logan ..... 2001-02  
Immanuel McElroy ..... 2001-02  
Leonard Stokes ..... 2001-02

### Minutes Played

1312 Andre Tate ..... 1989-90  
1220 Louis Banks ..... 1989-90  
1204 Kenny Satterfield ..... 2000-01  
1198 Steve Logan ..... 2001-02  
1172 Oscar Robertson ..... 1958-59  
1155 Oscar Robertson ..... 1959-60

### Points

1011 Oscar Robertson (33.7) ..... 1959-60  
984 Oscar Robertson (35.1) ..... 1957-58  
978 Oscar Robertson (32.6) ..... 1958-59  
770 Steve Logan (22.0) ..... 2001-02  
712 Jack Twyman (24.6) ..... 1954-55  
703 Danny Fortson (21.3) ..... 1996-97

### Scoring Average

35.1 Oscar Robertson ..... 1957-58  
33.7 Oscar Robertson ..... 1959-60  
32.6 Oscar Robertson ..... 1958-59  
24.6 Jack Twyman ..... 1954-55  
24.5 Pat Cummings ..... 1978-79

### Field Goals Made

369 Oscar Robertson ..... 1959-60  
352 Oscar Robertson ..... 1957-58  
331 Oscar Robertson ..... 1958-59  
285 Jack Twyman ..... 1954-55  
270 Pat Cummings ..... 1978-79

### Field Goals Attempted

701 Oscar Robertson ..... 1959-60  
650 Oscar Robertson ..... 1958-59  
628 Jack Twyman ..... 1954-55  
617 Oscar Robertson ..... 1957-58  
538 Steve Logan ..... 2001-02

### Field Goal Shooting Percentage (min. 5 FG/game)

.642 Pat Cummings (212-330) ..... 1977-78  
.620 Danny Fortson (243-392) ..... 1996-97  
.618 Robert Miller (180-291) ..... 1976-77  
.603 Erik Martin (164-272) ..... 1992-93  
.583 Pete Mickeal (182-312) ..... 1998-99

### 3-Point Field Goals Made

127 LaZelle Durden ..... 1994-95  
102 LaZelle Durden ..... 1993-94  
94 Darnell Burton ..... 1996-97  
90 Field Williams ..... 2003-04  
89 Darnell Burton ..... 1995-96

### 3-Point Field Goals Attempted

339 LaZelle Durden ..... 1994-95  
248 Nick Van Exel ..... 1992-93  
247 Field Williams ..... 2002-03  
244 LaZelle Durden ..... 1993-94  
236 Darnell Burton ..... 1996-97

### 3-Point Field Goal Percentage (min 1.5/game)

.476 Roger McClendon (80-168) ..... 1986-87  
.438 Steve Sanders (53-121) ..... 1989-90  
.437 Field Williams (90-206) ..... 2003-04  
.431 Field Williams (59-137) ..... 2001-02  
.418 LaZelle Durden (102-244) ..... 1993-94

### Free Throws Made

316 Oscar Robertson ..... 1958-59  
280 Oscar Robertson ..... 1957-58  
273 Oscar Robertson ..... 1959-60

220 Danny Fortson ..... 1995-96  
217 Danny Fortson ..... 1996-97

### Free Throws Attempted

398 Oscar Robertson ..... 1958-59  
361 Oscar Robertson ..... 1959-60  
355 Oscar Robertson ..... 1957-58  
292 Danny Fortson ..... 1995-96  
281 Danny Fortson ..... 1996-97

### Free Throw Percentage (min. 2 FT/game)

.892 Ron Bonham (173-194) ..... 1962-63  
.881 Gary Yoder (111-126) ..... 1976-77  
.880 Steve Logan (132-150) ..... 2000-01  
.873 Steve Logan (192-220) ..... 2001-02  
.867 Charley Snow (72-83) ..... 1969-70  
D'Juan Baker (72-83) ..... 1997-98

### Consecutive Free Throws Made

32 Steve Logan ..... 2000-01  
31 Bobby Brannen ..... 1997-98  
30 Gary Yoder ..... 1976-77

### Rebounds

489 Oscar Robertson ..... 1958-59  
478 Jack Twyman ..... 1954-55  
433 Connie Dierking ..... 1956-57  
425 Oscar Robertson ..... 1957-58  
424 Oscar Robertson ..... 1959-60

### Rebound Average

18.8 Connie Dierking ..... 1956-57  
16.5 Jack Twyman ..... 1954-55  
Jack Twyman ..... 1953-54  
16.3 Oscar Robertson ..... 1954-55  
15.2 Oscar Robertson ..... 1957-58  
Jim Ard ..... 1969-70

### Assists

219 Oscar Robertson ..... 1959-60  
206 Oscar Robertson ..... 1958-59  
189 Keith LeGree ..... 1995-96  
187 Steve Logan ..... 2001-02  
180 Eddie Lee ..... 1978-79

### Steals

66 Brian Williams ..... 1976-77  
David Kennedy ..... 1978-79  
62 Darnell Burton ..... 1993-94  
61 Louis Banks ..... 1989-90  
60 Kenny Satterfield ..... 2000-01

### Blocked Shots

107 Kenyon Martin ..... 1999-00  
91 Jason Maxiell ..... 2004-05  
83 Kenyon Martin ..... 1997-98  
78 Kenyon Martin ..... 1998-99  
72 Eric Hicks ..... 2004-05

### Turnovers

111 Kenny Satterfield ..... 2000-01  
109 Damon Flint ..... 1993-94  
105 Oscar Robertson ..... 1958-59  
104 Eddie Lee ..... 1978-79  
101 Louis Banks ..... 1989-90

### Personal Fouls


128 Keith Starks ..... 1989-90  
119 Danny Fortson ..... 1994-95  
118 Danny Fortson ..... 1995-96  
116 Art Long ..... 1994-95

### Disqualifications

12 Keith Starks ..... 1989-90  
10 Joe Luchi ..... 1950-51  
Al Armstrong ..... 1951-52



Oscar Robertson



Kenyon Martin

## Triple Doubles

Oscar Robertson v. Pacific ..... Dec. 17, 1958  
39 points, 17 rebounds, 10 assists  
Oscar Robertson v. Miami (O.) ..... Feb. 17, 1959  
43 points, 21 rebounds, 10 assists  
Oscar Robertson v. Wichita St. .... Feb. 21, 1959  
34 points, 14 rebounds, 11 assists  
Oscar Robertson v. Kansas St. .... Mar. 14, 1959  
39 points, 17 rebounds, 13 assists  
Oscar Robertson v. Louisville ..... Mar. 21, 1959  
39 points, 17 rebounds, 10 assists  
Oscar Robertson v. Indiana St. .... Dec. 1, 1959  
45 points, 22 rebounds, 10 assists  
Oscar Robertson v. Bradley ..... Dec. 22, 1959  
42 points, 22 rebounds, 10 assists  
Oscar Robertson v. N. Texas St. .... Feb. 8, 1960  
16 points, 11 rebounds, 11 assists  
Oscar Robertson v. California ..... Mar. 18, 1960  
18 points, 10 rebounds, 10 assists  
Oscar Robertson v. New York ..... Mar. 19, 1960  
18 points, 10 rebounds, 10 assists  
Rick Roberson v. Bradley ..... Jan. 17, 1967  
16 points, 10 rebounds, 10 blocks  
Kenyon Martin v. DePaul ..... Feb. 21, 1997  
24 points, 23 rebounds, 10 blocks  
Kenyon Martin v. Memphis ..... Jan. 19, 2000  
28 points, 13 rebounds, 10 blocks  
Kenny Satterfield v. Tulane ..... Jan. 29, 2001  
12 points, 11 rebounds, 10 assists

## 500 Point Club

Player	Season	G	PTS	AVG
Oscar Robertson	1959-60	30	1011	33.7
Oscar Robertson	1957-58	28	984	35.1
Oscar Robertson	1958-59	30	978	32.6
Steve Logan	2001-02	35	770	22.0
Jack Twyman	1954-55	29	712	24.6
Danny Fortson	1996-97	33	703	21.3
Danny Fortson	1995-96	33	664	20.1
Pat Cummings	1978-79	27	661	24.5
Ron Bonham	1963-64	26	634	24.4
Herb Jones	1991-92	34	614	18.1
LaZelle Durden	1994-95	34	609	17.9
Louis Banks	1989-90	34	608	17.9
Steve Logan	2000-01	34	597	17.6
Ron Bonham	1962-63	28	589	21.0
Kenyon Martin	1999-00	31	585	18.9
Andre Tate	1989-90	34	582	17.1
Lloyd Batts	1973-74	27	576	21.3
Nick Van Exel	1992-93	31	568	18.3
Roger McClendon	1986-87	27	537	19.9
Lloyd Batts	1972-73	26	522	20.1
Paul Hogue	1961-62	31	521	16.8
Anthony Buford	1991-92	34	521	15.3
Jim Ard	1969-70	27	519	19.2
Phil Wheeler	1955-56	24	517	21.5
Danny Fortson	1994-95	34	514	15.1
Bob Wiesenbahn	1960-61	30	513	17.1
Jason Maxiell	2004-05	33	506	15.3
Kenny Satterfield	2000-01	35	504	14.4
Paul Hogue	1960-61	30	503	16.8

Bearcat Records

# Individual-Career

## Games Played

135	Steve Logan	1998-99/2001-02
131	Keith Gregor	1992-93/1995-96
130	Darnell Burton	1993-94/1996-97
129	Bobby Brannen	1994-95/1997-98
	Leonard Stokes	1999-00/2002-03
	Jason Maxiell	2001-02/2004-05

## Consecutive Games Played

131	Keith Gregor	1992-93/1995-96
129	Jason Maxiell	2001-02/2004-05
112	Dwight Jones	1979-80/1982-83

## Games Started

112	Dwight Jones	1979-80/1982-83
108	Roger McClendon	1984-85/1987-88
106	Steve Logan	1998-99/2001-02
104	Steve Collier	1974-75/1977-78

## Career Victories

111	Steve Logan	1998-99/2001-02
100	Keith Gregor	1992-93/1995-96
100	Bobby Brannen	1994-95/1997-98
98	Jason Maxiell	2001-02/2004-05
97	Ryan Fletcher	1995-96/1999-00

## Minutes Played

3946	Dwight Jones	1979-80/1982-83
3902	Steve Logan	1998-99/2001-02
3631	Louis Banks	1987-88/1990-91
3619	Damon Flint	1993-94/1996-97
3563	Jason Maxiell	2001-02/2004-05

## Points

2973	Oscar Robertson	1957-58/1959-60
1985	Steve Logan	1998-99/2001-02
1881	Danny Fortson	1994-95/1996-97
1789	Roger McClendon	1984-85/1987-88
1762	Pat Cummings	1974-75/1978-79

## Scoring Average

33.8	Oscar Robertson	1957-58/1959-60
20.1	Lloyd Batts	1971-72/1973-74
19.6	Ron Bonham	1961-62/1963-64
18.8	Danny Fortson	1994-95/1996-97
17.8	Jack Twyman	1951-52/1954-55

## Field Goals Made

1052	Oscar Robertson	1957-58/1959-60
756	Pat Cummings	1974-75/1978-79
709	Roger McClendon	1984-85/1987-88

676	Lloyd Batts	1971-72/1973-74
655	Danny Fortson	1994-95/1996-97

## Field Goals Attempted

1968	Oscar Robertson	1957-58/1959-60
1477	Jack Twyman	1951-52/1954-55
1475	Steve Logan	1998-99/2001-02
1476	Roger McClendon	1984-85/1987-88
1456	Lloyd Batts	1971-72/1973-74

## Field Goal Percentage (Minimum: 400 made)

.586	Kenyon Martin (513-875)	1996-97/1999-00
.581	Pat Cummings (756-1301)	1974-75/1978-79
.565	Danny Fortson (655-1160)	1994-95/1996-97
.561	Robert Miller (647-1153)	1974-75/1977-78
.535	Oscar Robertson (1052-1968)	1957-58/1959-60

## 3-Point Field Goals Made

306	Darnell Burton	1993-94/1996-97
262	Field Williams	2000-01/2003-04
260	LaZelle Durden	1992-93/1994-95
258	Steve Logan	1998-99/2001-02
177	Damon Flint	1993-94/1996-97

## 3-Point Field Goals Attempted

777	Darnell Burton	1993-94/1996-97
682	Steve Logan	1998-99/2001-02
675	LaZelle Durden	1992-93/1994-95
654	Field Williams	2000-01/2003-04
593	Damon Flint	1993-94/1996-97

## 3-Point Field Goal Percentage (Minimum: 100 made)

.401	Field Williams (262-654)	2000-01/2003-04
.394	Darnell Burton (306-777)	1993-94/1996-97
.385	LaZelle Durden (260-675)	1992-93/1994-95
.378	Steve Logan (258-682)	1998-99/2001-02
.358	Nick Van Exel (147-411)	1991-92/1992-93

## Free Throws Made

869	Oscar Robertson	1957-58/1959-60
571	Danny Fortson	1994-95/1996-97
458	Ron Bonham	1961-62/1963-64
445	Steve Logan	1998-99/2001-02
440	Jason Maxiell	2001-02/2004-05

## Free Throws Attempted

1114	Oscar Robertson	1957-58/1959-60
769	Danny Fortson	1994-95/1996-97
674	Jason Maxiell	2001-02/2004-05
596	Louis Banks	1987-88/1990-91
551	Ron Bonham	1961-62/1963-64

## Free Throw Percentage (Minimum: 200 made)

.861	Steve Logan (445-517)	1998-99/2001-02
.831	Ron Bonham (458-551)	1961-62/1963-64
.793	Bobby Brannen (275-347)	1994-95/1997-98
.780	Oscar Robertson (869-1114)	1957-58/1959-60
.758	Pat Cummings (250-330)	1974-75/1978-79

## Rebounds

1338	Oscar Robertson	1957-58/1959-60
1242	Jack Twyman	1951-52/1954-55
1088	Paul Hogue	1959-60/1961-62
1060	Robert Miller	1974-75/1977-78
983	Dwight Jones	1979-80/1982-83

## Rebound Average

15.2	Oscar Robertson	1957-58/1959-60
13.8	Jack Twyman	1951-52/1954-55
13.5	Connie Dierking	1955-56/1957-58
12.4	Rick Roberson	1966-67/1968-69
12.3	Jim Ard	1967-68/1969-70

## Assists

500	Eddie Lee	1976-77/1979-80
456	Steve Logan	1998-99/2001-02
425	Oscar Robertson	1957-58/1959-60
407	Damon Flint	1993-94/1996-97

## Steals

189	David Kennedy	1977-78/1980-81
184	Darnell Burton	1993-94/1996-97
163	Eddie Lee	1976-77/1979-80
153	Louis Banks	1987-88/1990-91
150	Tarrance Gibson	1989-90/1992-93

## Blocked Shots

292	Kenyon Martin	1996-97/1999-00
252	Jason Maxiell	2001-02/2004-05
153	Donald Little	1998-99/2001-02
146	Rick Roberson	1966-67/1968-69
143	Eric Hicks	2002-03/active

## Personal Fouls

391	Dwight Jones	1979-80/1982-83
382	Keith Starks	1987-88/1990-91
345	Danny Fortson	1994-95/1996-97
343	Louis Banks	1987-88/1990-91

## Disqualifications

24	Dwight Jones	1979-80/1982-83
	Keith Starks	1987-88/1990-91

# 1000 Point Club — Career Scoring Leaders

Player	Seasons	G	FG	FT	PTS	AVG	Player	Seasons	G	FG	FT	PTS	AVG
1. Oscar Robertson	1958-60	88	1052	869	2973	33.8	22. Steve Collier	1975-78	114	515	222	1252	10.9
2. Steve Logan	1999-02	135	641	445	1985	14.7	23. LaZelle Durden	1993-95	90	398	163	1219	13.5
3. Danny Fortson	1995-97	100	655	571	1881	18.8	24. Rick Roberson	1967-69	76	453	290	1196	15.7
4. Roger McClendon	1985-88	114	709	238	1789	15.7	25. Tom Thacker	1961-63	89	442	268	1152	12.9
5. Pat Cummings	1975-76, 78-79	103	756	250	1762	17.1	26. Jim Holstein	1950-52	75	440	266	1146	15.3
6. Ron Bohnam	1962-64	85	604	458	1666	19.6	27. George Wilson	1962-64	85	433	258	1124	13.2
7. Louis Banks	1988-91	118	594	425	1644	13.9	28. Bill Lammert	1952-55	92	390	339	1119	12.2
8. Jack Twyman	1952-55	90	622	354	1598	17.8	Melvin Levett	1996-99	120	396	164	1119	9.3
9. Lloyd Batts	1972-74	79	676	233	1585	20.1	30. Dick Dallmer	1947-50	98	431	236	1098	11.2
10. Darnell Burton	1994-97	130	521	236	1584	12.2	31. Herb Jones	1991-92	64	422	196	1097	17.1
11. Jason Maxiell	2001-05	129	562	440	1566	12.1	32. Ralph Davis	1958-60	88	493	107	1093	12.4
12. Robert Miller	1975-78	116	647	204	1498	12.9	33. Bill Westerfeld	1946-49	99	393	306	1092	11.0
13. Dwight Jones	1979-82	112	568	315	1451	13.0	34. Eddie Lee	1975-79	103	409	250	1068	10.4
14. Paul Hogue	1960-62	91	571	249	1391	15.3	35. Brian Williams	1975-77	85	479	108	1066	12.5
15. Bobby Austin	1979-82	111	603	179	1385	12.5	36. Don Ogletree	1968-70	78	414	231	1059	13.6
16. Derrek Dickey	1971-73	78	557	214	1328	17.0	37. Mike Jones	1975-78	114	459	140	1058	9.3
17. Levertis Robinson	1988-91	112	504	307	1320	11.8	38. Phil Wheeler	1954-56	72	375	305	1055	14.7
18. Leonard Stokes	2000-03	129	444	348	1318	10.2	39. Ralph Richter	1947-50	81	382	289	1053	13.0
19. Damon Flint	1994-97	127	475	189	1316	10.4	40. Field Williams	2000-04	126	341	86	1030	8.2
20. Kenyon Martin	1997-00	116	513	251	1279	11.0	41. John Howard	1966-68	79	409	195	1013	12.8
21. Jim Ard	1968-70	76	485	286	1256	16.5	42. David Kennedy	1978-81	98	378	246	1002	10.2

Bearcat Records



# Scoring


Season	Player	G	FG-FGA	Pct	3FG-FGA	FT-FTA	Pct	Points	Avg
2004-05	Jason Maxiell	33	164-302	.543	2-5	176-273	.645	506	15.3
2003-04	Jason Maxiell	32	152-304	.500	0-1	130-191	.681	434	13.6
2002-03	Leonard Stokes	29	152-355	.428	19-71	131-185	.708	454	15.7
2001-02	Steve Logan	35	246-538	.457	86-230	192-220	.873	770	22.0
2000-01	Steve Logan	34	193-456	.423	79-202	132-150	.880	597	17.6
1999-00	Kenyon Martin	31	221-389	.568	2-7	141-206	.684	585	18.9
1998-99	Pete Miceal	33	182-312	.583	5-16	124-177	.701	493	14.9
1997-98	Ruben Patterson	19	109-231	.472	18-67	77-126	.611	313	16.5
	Bobby Brannen	33	137-302	.454	0-1	197-234	.842	471	14.3
1996-97	Danny Fortson	33	243-392	.620	0-1	217-281	.772	703	21.3
1995-96	Danny Fortson	33	222-413	.538	0-1	220-292	.753	664	20.1
1994-95	LaZelle Durden	34	204-485	.421	127-339	74-92	.804	609	17.9
1993-94	LaZelle Durden	25	144-330	.436	102-244	56-72	.778	446	17.8
1992-93	Nick Van Exel	31	198-513	.386	85-248	87-120	.725	568	18.3
1991-92	Herb Jones	34	230-417	.552	36-87	118-173	.682	614	18.1
1990-91	Herb Jones	30	192-382	.503	21-60	78-129	.605	483	16.1
1989-90	Louis Banks	34	218-485	.449	16-60	156-206	.757	608	17.9
1988-89	Cedric Glover	22	126-225	.560	0-0	68-100	.680	320	14.5
1987-88	Cedric Glover	26	206-373	.552	0-0	80-119	.672	492	18.9
1986-87	Roger McClendon	27	197-424	.465	80-168	63-83	.759	537	19.9
1985-86	Roger McClendon	28	197-388	.508	-	68-90	.756	462	16.5
1984-85	Roger McClendon	31	160-306	.523	-	63-95	.663	383	12.4
1983-84	Mark Dorris	28	190-397	.479	-	77-115	.670	457	16.3
1982-83	Dwight Jones	28	184-383	.480	-	104-157	.662	472	16.9
1981-82	Dwight Jones	27	151-281	.538	-	103-151	.682	405	15.0
1980-81	David Kennedy	29	157-294	.534	-	109-140	.779	423	14.6
1979-80	Eddie Lee	28	173-367	.471	-	91-110	.827	437	15.6
1978-79	Pat Cummings	27	270-490	.551	-	121-147	.823	661	24.5
1977-78	Pat Cummings	27	212-330	.642	-	63-87	.724	487	18.0
1976-77	Robert Miller	29	180-291	.618	-	51-100	.510	411	14.2
1975-76	Robert Miller	31	205-390	.526	-	60-108	.555	470	15.2
1974-75	Steve Collier	29	158-361	.438	-	83-108	.769	399	13.8
1973-74	Lloyd Batts	27	246-506	.486	-	84-121	.694	576	21.3
1972-73	Lloyd Batts	26	288-484	.595	-	66-88	.750	522	20.1
1971-72	Lloyd Batts	26	202-466	.433	-	83-120	.692	487	18.7
1970-71	Derrek Dickey	26	191-414	.461	-	84-136	.618	466	17.9
1969-70	Jim Ard	27	197-401	.491	-	125-200	.625	519	19.2
1968-69	Rick Roberson	26	168-321	.523	-	82-163	.503	418	16.1
1967-68	Rick Roberson	26	153-315	.486	-	118-208	.567	424	16.3
1966-67	Rick Roberson	24	132-261	.506	-	90-156	.577	354	14.3
1965-66	Don Rolfes	28	171-337	.507	-	116-171	.678	458	16.4
1964-65	Don Rolfes	25	116-224	.518	-	110-147	.748	342	13.7
1963-64	Ron Bonham	26	222-430	.516	-	190-232	.819	634	24.4
1962-63	Ron Bonham	28	208-449	.463	-	173-194	.892	589	21.0
1961-62	Paul Hogue	31	211-424	.498	-	99-175	.566	521	16.9
1960-61	Bob Wiesenhahn	30	206-428	.481	-	101-149	.678	513	17.1
1959-60	Oscar Robertson	30	369-701	.526	-	273-361	.756	1011	33.7
1958-59	Oscar Robertson	30	331-650	.509	-	316-398	.794	978	32.6
1957-58	Oscar Robertson	28	352-617	.571	-	280-355	.789	984	35.1
1956-57	Connie Dierking	23	162-357	.454	-	101-178	.567	425	18.5
1955-56	Phil Wheeler	24	180-390	.462	-	157-224	.701	517	21.5
1954-55	Jack Twyman	29	285-628	.454	-	142-192	.740	712	24.6
1953-54	Jack Twyman	21	174-443	.393	-	110-145	.759	458	21.8
1952-53	Jack Twyman	24	136-323	.421	-	89-143	.622	361	15.0
1951-52	Jim Holstein	27	158-481	.328	-	108-171	.632	424	15.7
1950-51	Jim Holstein	22	145-385	.377	-	84-120	.700	374	17.0
1949-50	Jim Holstein	26	137-360	.381	-	74-110	.673	348	13.4
1948-49	Ralph Richter	28	163-447	.365	-	134-195	.687	460	16.4
1947-48	Ralph Richter	24	122-294	.415	-	81-118	.686	325	13.5
1946-47	Bill Westerfeld	26	122		-	116		360	13.8
1945-46	Bill Westerfeld	21	100		-	64		264	12.6
1944-45	John Mueller	17	83		-	30		196	11.5
1943-44	Hal Schneider	11	58		-	37		153	13.9
1942-43	Hal Schneider	19	81		-	32		194	10.2

# Rebounds

Season	Player	G	Reb	Avg
2004-05	Eric Hicks	32	287	9.0
2003-04	Jason Maxiell	32	222	6.9
2002-03	Jason Maxiell	29	195	6.7
2001-02	Donald Little	35	241	6.9
2000-01	Donald Little	35	196	5.6
1999-00	Kenyon Martin	31	300	9.7
1998-99	Pete Miceal	33	236	7.2
1997-98	Bobby Brannen	33	268	8.1
1996-97	Danny Fortson	33	299	9.1
1995-96	Danny Fortson	33	316	9.6
1994-95	Art Long	32	266	8.3
1993-94	Dontonio Wingfield	29	260	9.0
1992-93	Erik Martin	31	207	6.7
1991-92	Herb Jones	34	240	7.1
1990-91	Herb Jones	30	235	7.8
1989-90	Levertis Robinson	32	251	7.8
1988-89	Cedric Glover	22	187	8.5
1987-88	Cedric Glover	26	215	8.3
1986-87	Joe Stiffend	28	196	7.0
1985-86	Myron Hughes	28	201	7.2
1984-85	Myron Hughes	29	235	8.1
1983-84	Mark Dorris	28	189	6.8
1982-83	Dwight Jones	28	284	10.1
1981-82	Dwight Jones	27	270	10.0
1980-81	Doc Holden	25	203	8.1
1979-80	Dwight Jones	28	210	7.5
1978-79	Pat Cummings	27	304	11.3
1977-78	Robert Miller	27	229	8.5
1976-77	Robert Miller	29	308	10.6
1975-76	Robert Miller	31	334	10.8
1974-75	Mike Franklin	29	248	8.6
1973-74	Mike Franklin	27	232	8.6
1972-73	Derrek Dickey	26	259	10.0
1971-72	Derrek Dickey	26	284	10.9
1970-71	Derrek Dickey	26	315	12.1
1969-70	Jim Ard	27	411	15.2
1968-69	Rick Roberson	26	327	12.6
1967-68	Rick Roberson	26	319	12.3
1966-67	Rick Roberson	24	299	12.5
1965-66	Roland West	28	262	9.4
1964-65	Ron Krick	25	223	8.9
1963-64	George Wilson	26	326	12.5
1962-63	George Wilson	28	314	11.2
1961-62	Paul Hogue	31	383	12.4
1960-61	Paul Hogue	30	374	12.5
1959-60	Oscar Robertson	30	424	14.1
1958-59	Oscar Robertson	30	489	16.3
1957-58	Oscar Robertson	28	425	15.2
1956-57	Connie Dierking	23	433	18.8
1955-56	Wayne Stevens	24	334	13.9
1954-55	Jack Twyman	29	478	16.5
1953-54	Jack Twyman	21	347	16.5
1952-53	Jack Twyman	24	362	15.1
1951-52	Jim Holstein	27	324	12.0



Derrek Dickey




Robert Miller

Bearcat Records




Jim Holstein



Jack Twyman



Lloyd Batts



Roger McClendon

## Scoring continued

Season	Player	G	FG-FGA	Pct	3FG-FGA	FT-FTA	Pct	Points	Avg
1941-42	Nate Kabakoff	20	75		-	13		163	8.2
1940-41	Don Davis	18	62		-	23		147	8.2
1939-40	John Deskins	16	60		-	35		155	9.7
1938-39	Lou Capelle	14	66		-	34		166	11.9
1937-38	Gordon Iliff	17	52		-	21		125	7.4
1936-37	Lou Capelle	19	66		-	37		169	8.9
1935-36	Lou Capelle	17	62		-	27		151	8.9
1934-35	Carl Austing	19	90		-	42		222	11.7
1933-34	Carl Austing	19	99		-	58		256	13.5
1932-33	Olen Grandle	17	45		-	32		122	7.2
1931-32	Olen Grandle	14	39		-	18		96	6.9
1930-31	Howard Nelson	13	19		-	17		55	4.2
1929-30	William Popp	18	68		-	47-66	.712	183	10.2
1928-29	William Popp	17	59		-	44-59	.746	162	9.5
1927-28	Richard Bolton	17	57-116	.343	-	45-72	.625	159	9.4
1926-27	Richard Bolton	18	91-219	.416	-	67-115	.582	249	13.8
1925-26	Richard Bolton	16	64		-	43		171	10.7

## Field Goal Percentage

Season	Player	FG-FGA	Pct	Season	Player	FG-FGA	Pct
2004-05	Jason Maxiell	164-302	.543	1974-75	Pat Cummings	111-190	.584
2003-04	Eric Hicks	82-139	.590	1973-74	Lloyd Batts	246-506	.486
2002-03	Jason Maxiell	129-290	.445	1972-73	Jesse Jemison	90-185	.486
2001-02	Jason Maxiell	117-212	.552	1971-72	Derrek Dickey	197-395	.499
2000-01	Immanuel McElroy	97-174	.557	1970-71	Greg Jurcisin	85-162	.525
1999-00	Kenyon Martin	221-389	.568	1969-70	Steve Wenderfer	112-223	.502
1998-99	Pete Mickeal	182-312	.583	1968-69	Rick Roberson	168-321	.523
1997-98	Kenyon Martin	124-198	.626	1967-68	Rick Roberson	153-315	.486
1996-97	Danny Fortson	243-392	.620	1966-67	Mike Rolf	145-182	.514
1995-96	Danny Fortson	222-413	.538	1965-66	Mike Rolf	92-172	.535
1994-95	Danny Fortson	190-355	.535	1964-65	Don Rolles	116-224	.518
1993-94	Mike Harris	60-116	.517	1963-64	Ron Bonham	222-430	.516
1992-93	Erik Martin	164-272	.603	1962-63	George Wilson	160-299	.535
1991-92	Herb Jones	230-417	.552	1961-62	George Wilson	109-216	.505
1990-91	Herb Jones	192-382	.503	1960-61	Paul Hogue	205-391	.532
1989-90	Levertis Robinson	176-358	.492	1959-60	Larry Willey	98-157	.648
1988-89	Cedric Glover	126-225	.560	1958-59	Mike Mendenhall	137-267	.513
1987-88	Cedric Glover	206-373	.552	1957-58	Oscar Robertson	352-617	.571
1986-87	Joe Stiffend	124-251	.494	1956-57	Connie Dierking	162-357	.454
1985-86	Roger McClendon	197-388	.508	1955-56	Phil Wheeler	180-390	.462
1984-85	Roger McClendon	160-306	.523	1954-55	Jack Twyman	285-628	.454
1983-84	Mark Dorris	190-397	.479	1953-54	Phil Wheeler	69-164	.421
1982-83	Dwight Jones	184-383	.480	1952-53	Jack Twyman	136-323	.421
1981-82	Dwight Jones	151-281	.537	1951-52	Dick Voegle	48-131	.366
1980-81	Dwight Jones	129-239	.540	1950-51	Joe Luchi	108-241	.448
1979-80	Eddie Lee	173-367	.471	1949-50	Jim Holstein	137-360	.380
1978-79	Pat Cummings	270-490	.551	1948-49	Ralph Richter	163-447	.365
1977-78	Pat Cummings	212-330	.642				
1976-77	Robert Miller	180-291	.618				
1975-76	Pat Cummings	163-219	.560				

## Free Throw Pct.


Season	Player	FT-FTA	Pct
2004-05	Nick Williams	56-70	.800
2003-04	Tony Bobbitt	43-51	.843
2002-03	Leonard Stokes	131-185	.708
2001-02	Steve Logan	192-220	.873
2000-01	Steve Logan	132-150	.880
1999-00	Steve Logan	73-86	.849
1998-99	Melvin Levett	67-89	.753
1997-98	D'Juan Baker	72-83	.867
1996-97	Darnell Burton	65-84	.774
1995-96	Danny Fortson	220-292	.753
1994-95	LaZelle Durden	74-92	.804
1993-94	LaZelle Durden	56-72	.778
1992-93	Nick Van Exel	87-120	.725
1991-92	Anthony Buford	144-186	.774
1990-91	Allen Jackson	70-95	.737
1989-90	Louis Banks	156-206	.757
1988-89	Elnardo Givens	71-96	.740
	Andre Tate	57-77	.740
1987-88	Steve Jackson	54-68	.794
1986-87	Roger McClendon	63-83	.759
1985-86	Myron Hughes	45-58	.776
1984-85	Derrick McMillan	102-136	.750
1983-84	Mark Dorris	77-115	.670
1982-83	Junior Johnson	51-67	.761
1981-82	Bobby Austin	46-54	.852
1980-81	Junior Johnson	70-89	.787
1979-80	Eddie Lee	91-110	.827
1978-79	Pat Cummings	121-147	.823
1977-78	Steve Collier	56-70	.800
1976-77	Gary Yoder	111-126	.881
1975-76	Gary Yoder	69-84	.821
1974-75	Garry Kamstra	66-78	.846
1973-74	Lloyd Batts	84-121	.694
1972-73	Dave Johnson	65-84	.774
1971-72	Dave Johnson	53-67	.791
1970-71	Steve Wenderfer	94-122	.770
1969-70	Charley Snow	72-83	.867
1968-69	Gordon Smith	50-72	.694
1967-68	Dean Foster	41-57	.719
1966-67	Mike Rolf	57-79	.722
1965-66	Mike Rolf	47-67	.701
1964-65	Don Rolles	110-147	.748
1963-64	Ron Bonham	190-232	.819
1962-63	Ron Bonham	173-194	.892
1961-62	Ron Bonham	95-125	.760
1960-61	Carl Bouldin	72-90	.800
1959-60	Oscar Robertson	273-361	.756
1958-59	Oscar Robertson	316-398	.794
1957-58	Oscar Robertson	280-355	.789
1956-57	Frank Nimmo	65-83	.783
1955-56	Dave Plunkett	101-127	.795
1954-55	Jack Twyman	142-192	.740
1953-54	Fred Moeves	79-104	.760
1952-53	Bill Lammert	83-110	.755
1951-52	Bob Rain	37-58	.638
1950-51	Bob Frith	68-96	.708
1949-50	Dan Monk	18-26	.692
1948-49	Bill Westerfeld	50-63	.794

Bearcat Records




# 3-Point Field Goal Percentage

Season	Player	3FG-3FGA	Pct
2004-05	James White	36 -94	.383
2003-04	Field Williams	90 -206	.437
2002-03	Taron Barker	38 -87	.437
2001-02	Field Williams	59 -137	.431
2000-01	Steve Logan	79 -202	.391
1999-00	Steve Logan	50 -120	.417
1998-99	Alvin Mitchell	31 -82	.378
1997-98	Melvin Levett	73 -193	.378
1996-97	Darnell Burton	94 -236	.398
1995-96	Darnell Burton	89 -215	.414
1994-95	Darnell Burton	74 -192	.385
1993-94	LaZelle Durden	102 -244	.418
1992-93	Nick Van Exel	85 -248	.343
1991-92	Herb Jones	36 -87	.414
1990-91	Keith Starks	27 -75	.360
1989-90	Steve Sanders	53 -121	.438
1988-89	Steve Jackson	22 -67	.328
1987-88	Roger McClendon	53 -157	.338
1986-87	Roger McClendon	80 -168	.476



LaZelle Durden



Darnell Burton

# Assists


Season	Player	G	Assist	Avg
2004-05	James White	33	102	3.1
2003-04	James White	27	96	3.6
2002-03	Taron Barker	28	140	5.0
2001-02	Steve Logan	35	187	5.3
2000-01	Kenny Satterfield	35	177	5.1
1999-00	Kenny Satterfield	33	178	5.4
1998-99	Michael Horton	28	97	3.5
1997-98	Michael Horton	29	138	4.8
1996-97	Damon Flint	31	125	4.0
1995-96	Keith LeGree	33	189	5.7
1994-95	Keith LeGree	28	126	4.5
1993-94	Damon Flint	32	90	2.8
1992-93	Nick Van Exel	31	138	4.5
1991-92	Nick Van Exel	34	99	2.9
1990-91	Louis Banks	30	99	3.3
1989-90	Andre Tate	34	114	3.4
1988-89	Elnardo Givens	27	136	4.2
1987-88	Elnardo Givens	28	93	3.3
1986-87	Romell Shorter	28	101	3.6
1985-86	Tony Wilson	27	93	3.4
1984-85	Derrick McMillan	31	117	3.8
1983-84	Calvin Phiffer	27	50	1.9
1982-83	Junior Johnson	28	93	3.3
1981-82	Junior Johnson	25	78	3.1
1980-81	David Kennedy	26	150	5.8
1979-80	Eddie Lee	28	159	5.7
1978-79	Eddie Lee	26	180	6.9
1977-78	Steve Collier	26	82	3.2
1976-77	Gary Yoder	30	117	3.9
1975-76	Gary Yoder	30	86	2.9
1974-75	Steve Collier	29	97	3.3
1973-74	Lloyd Batts	27	48	1.8
1972-73	Dan Murphy	26	60	2.3
1971-72	Lloyd Batts	26	60	2.3
1970-71	Charley Snow	26	60	2.3
1969-70	Don Ogletree	26	87	3.3
1968-69	Don Ogletree	26	76	2.9
1967-68	Dean Foster	26	69	2.7
1966-67	Dean Foster	26	88	3.4
1965-66	Dean Foster	28	138	4.9
1964-65	Roland West	26	67	2.6
1963-64	Ken Cunningham	22	48	2.2
1962-63	Tom Thacker	28	113	4.0
1961-62	Tony Yates	31	132	4.3
1960-61	Tom Thacker	30	113	3.8
1959-60	Oscar Robertson	30	219	7.3
1958-59	Oscar Robertson	30	206	6.9

# Blocks

Season	Player	G	Blocks	Avg
2004-05	Jason Maxiell	33	91	2.8
2003-04	Jason Maxiell	32	66	2.1
2002-03	Jason Maxiell	29	43	1.5
2001-02	Donald Little	35	60	1.7
2000-01	Donald Little	35	68	1.9
1999-00	Kenyon Martin	31	107	3.5
1998-99	Kenyon Martin	33	78	2.4
1997-98	Kenyon Martin	30	83	2.8
1996-97	Kenyon Martin	22	24	1.2
1995-96	Art Long	33	50	1.5
1994-95	Art Long	32	56	1.8
1993-94	Damon Flint	32	19	0.6
1992-93	Corie Blount	21	33	1.6
1991-92	Corie Blount	34	51	1.5
1990-91	Keith Starks	29	13	0.4
1989-90	Keith Starks	34	24	0.7
1988-89	Cedric Glover	22	16	0.7
1987-88	Cedric Glover	26	32	1.2
1986-87	Anthony May	28	15	0.5
1985-86	Myron Hughes	28	16	0.6
1984-85	Roger McClendon	31	17	0.5
1983-84	Mark Dale	27	10	0.4
1982-83	Dwight Jones	28	24	0.9
1981-82	Dwight Jones	27	14	0.5
1980-81	Dwight Jones	29	23	0.8
1979-80	Dwight Jones	28	21	0.8
1978-79	David Duart	24	15	0.6
1977-78	Robert Miller	27	59	2.2
1976-77	Robert Miller	29	59	2.0
1967-68	Rick Roberson	26	46	1.8
1966-67	Rick Roberson	26	65	2.5
1965-66	Roland West	26	34	1.3
1964-65	Roland West	26	34	1.3
1963-64	George Wilson	26	45	1.7
1962-63	George Wilson	28	38	1.4
1961-62	Paul Hogue	31	62	2.0



David Kennedy



Damon Flint

# Steals

Season	Player	G	Steals	Avg
2004-05	Jason Maxiell	33	33	1.0
2003-04	Tony Bobbitt	32	48	1.5
2002-03	Leonard Stokes	29	37	1.3
2001-02	Steve Logan	35	32	0.9
2000-01	Kenny Satterfield	35	60	1.7
1999-00	Pete Mickeal	32	46	1.4
1998-99	Pete Mickeal	33	51	1.5
1997-98	Michael Horton	29	55	1.9
1996-97	Charles Williams	28	40	1.4
	Damon Flint	31	44	1.4
1995-96	Damon Flint	33	46	1.4
1994-95	Darnell Burton	34	43	1.3
1993-94	Darnell Burton	32	62	1.9
1992-93	Nick Van Exel	31	55	1.8
1991-92	Anthony Buford	34	50	1.4
1990-91	Allen Jackson	30	48	1.6
1989-90	Louis Banks	34	61	1.8
1988-89	Elnardo Givens	27	46	1.7
1987-88	Ronnie Ellison	25	30	1.2
1986-87	Roger McClendon	27	46	1.7
1985-86	Roger McClendon	28	37	1.3
1984-85	Derrick McMillan	31	40	1.3
1983-84	Tony Wilson	27	24	0.9
1982-83	Junior Johnson	28	29	1.0
1981-82	Kevin Gaffney	26	17	0.7
	Derrick McMillan	26	17	0.7
1980-81	David Kennedy	29	56	1.9
1979-80	Eddie Lee	28	56	2.0
1978-79	David Kennedy	27	66	2.4
1977-78	Eddie Lee	19	30	1.6
1976-77	Brian Williams	30	66	2.2




Rick Roberson



George Wilson



Dean Foster



Nick Van Exel

Bearcat Records

## Bearcat MVP's

2004-05	Jason Maxiell
2003-04	Jason Maxiell
2002-03	Leonard Stokes
2001-02	Steve Logan
2000-01	Steve Logan
1999-00	Kenyon Martin
1998-99	Pete Mickeal
1997-98	Bobby Brannen
1996-97	Danny Fortson
1995-96	Danny Fortson
1994-95	LaZelle Durden
1993-94	Dontonio Wingfield
1992-93	Nick Van Exel
1991-92	Anthony Buford
1990-91	Herb Jones
1989-90	Herb Jones
1988-89	Louis Banks
	Andre Tate
	Elnardo Givens
	Cedric Glover
1987-88	Cedric Glover
1986-87	Roger McClendon
	Joe Stiffend
1985-86	Myron Hughes
1984-85	Derrick McMillan
1983-84	Mark Dorris
1982-83	Dwight Jones
1981-82	Dwight Jones
1980-81	David Kennedy
1979-80	Eddie Lee
	Dwight Jones
1978-79	Pat Cummings
1977-78	Pat Cummings
1976-77	Robert Miller
1975-76	Robert Miller
1974-75	Steve Collier
1973-74	Lloyd Batts
1972-73	Lloyd Batts
1971-72	Derrek Dickey
1970-71	Steve Wenderfer
1969-70	Jim Ard
1968-69	Jim Ard
1967-68	John Howard
1966-67	Rick Roberson
1965-66	Don Rolfes
1964-65	Gene Smith
1963-64	Ron Bonham
	George Wilson
1962-63	Tom Thacker
1961-62	Paul Hogue
1960-61	Bob Wiesenhahn
1959-60	Oscar Robertson
1958-59	Oscar Robertson
1957-58	Oscar Robertson
1956-57	Connie Dierking
1955-56	Phil Wheeler
1954-55	Jack Twyman
1953-54	Jack Twyman
1952-53	Bob Rain
1951-52	Jim Holstein
1950-51	Joe Luchi
1949-50	Dick Dallmer
1948-49	Dick Dallmer
1947-48	Dick Dallmer
1946-47	Bill Westerfeld

### A

Abernethy, Bill 1962-63-64  
 Ackerson, D. Hayward 1906  
 Adams, Edward 1905  
 Agger, Emmet 1924  
 Ajzner, Jack 1968-70  
 Alexander, Edward 1902-03-04  
 Allen, Ethan 1925-26  
 Allin, J. Bradford 1928-29  
 Algaier, Edward D. 1903-04-05  
 Altenau, Mark 1961  
 Anderson, Bill 1948  
 Anderson, Craig 1987  
 Apke, Ron 1956-57-58  
 Ard, Jim 1968-69-70  
 Armstrong, Al 1952-55  
 Artis, Mike 1973-74-75-76  
 Asbury, E. 1917-18  
 Austin, Bobby 1979-80-81-82  
 Austing, Carl 1934-35

### B

Baetz, William 1932  
 Baildon, William 1923  
 Baker, D'Juan 1997-98  
 Baker, James 1932  
 Baker, Tay 1948-49-50  
 Ballard, Clark 1933-34-35  
 Banks, Louis 1988-89-90-91  
 Barker, Taron 2002-03  
 Barrett, Rick 1970-71  
 Barsdale, Ray 1931-32  
 Batts, Lloyd 1972-73-74  
 Bauer, Edwin F. 1917-18  
 Beall, Augustus 1921  
 Benham, Robert 1931  
 Bennett, Fred 1910-11-12  
 Bentley, Jeff 1979-80-81  
 Berwanger, William 1929-30  
 Biedenbender, Robert 1935-38-39  
 Biedenbahn, Tom 1964-65-66  
 Binder, John 1910-11  
 Bissmeyer, Albert 1911-12  
 Blount, Corie 1992-93  
 Bobbitt, Tony 2003-04  
 Bolton, Richard 1926-27-28  
 Bondi, Henry 1934  
 Bonham, Ron 1962-63-64  
 Bosse, Dennis 1970-71  
 Bostic, Curtis 1991-93-94-95  
 Bottenhorn, Frank 1941-42-43  
 Bouldin, Carl 1959-60-61  
 Bouldin, Dick 1966-68  
 Box, Harry 1902-03  
 Brackman, Mark 1972-73-74  
 Bradner, George 1924-25  
 Brannen, Bobby 1995-96-97-98  
 Braunwart, Adam 1902  
 Bright, Roy 2005  
 Brinn, Arnold 1945  
 Brooks, Howard 1984  
 Brooks, Milton 1936-37-38  
 Brown, G. Carleton 1917-20  
 Brown, Howard 1936  
 Bryant, John 1959-60  
 Bryant, Leser 1913  
 Bryant, Richard 1927  
 Buerger, Frederick 1911  
 Buford, Anthony 1992  
 Burton, Darnell 1994-95-96-97  
 Butterfield, Asa 1916

### C

Calhoun, Jim 1960-61-62  
 Calloway, Ken 1965-66-67  
 Campbell, Marty 1982-83  
 Cantor, Nat 1919  
 Capelle, Lou 1936-37-39  
 Cappel, Edward 1913  
 Carson, John 1998

Carstarphen, Vic 1989  
 Cassidy, Tom 1952  
 Cetrone, Dick 1958-59  
 Chrobak, Alex 1946-47  
 Clickner, Charles 1947-48  
 Collier, Steve 1975-76-77-78  
 Conn, R. D. 1915-16  
 Conway, Norman 1906-07  
 Coons, Edgar 1920-21-22  
 Cosby, Dave 1962-64  
 Couzins, Jerry 1965-66  
 Crawford, Rodney 2001-02  
 Cucinotta, Jim 1951-53  
 Cummings, Pat 1975-76-78-79  
 Cunningham, Ken 1963-64-65  
 Cutter, Bob 1955

### D

Dale, Mark 1984  
 Dallmer, Dick 1947-48-49-50  
 Dalton, Robert 1937-39-40  
 Daly, John 1934-36  
 Davis, Adolph 1910-11-12  
 Davis, Don 1941  
 Davis, Jamaal 2001-02  
 Davis, Ralph 1958-59-60  
 Davis, Ron 1947  
 Davis, Terrence 1996-97  
 DeChant, Harry 1902-03-04  
 Denner, Clarence 1915  
 Deskins, Ted 1940  
 Dial, Richard 1926-27-28  
 Dickey, Derrek 1971-72-73  
 Dierking, Connie 1955-56-57-58  
 Dierking, Fred 1960-61  
 Dine, Milton 1927  
 Dorris, Mark 1981-82-83-84  
 Dow, Marty 1987  
 Duarte, David 1979-81-83  
 DuCasse, Ralph 1907  
 Durden, LaZelle 1993-94-95  
 Dyer, Arthur 1908  
 Dykes, Ron 1958-59

### E

Earley, Dan 1927-28-29  
 Easton, Russell 1908-09-10  
 Ellison, Ronnie 1988  
 Elmore, Paul 1913-14  
 Elsasser, Larry 1962-63-64  
 Emmerich, Charles 1935-36  
 Ernst, Albert 1922-23  
 Ernst, Willie 1954-55-56  
 Evers, Jim 1979-80

### F

Faught, Walt 1945  
 Fazekas, Paul 1974-75-76-77  
 Fenker, Clem 1912-14  
 Ferone, Mike 1969-70  
 Fisher, Frank 1906-07  
 Flax, Ellis 1928-30  
 Fletcher, Ryan 1996-98-99-00  
 Flint, Damon 1994-95-96-97  
 Flohr, Ralph 1912  
 Flowers, Rod 2001-02-03  
 Flynn, Jeff 1986-87-88-89  
 Fortson, Danny 1995-96-97  
 Foster, Dean 1966-67-68  
 Foster, Thomas 1903  
 Fraley, John 1970  
 Franklin, Mike 1974-75  
 Franz, Richard 1927-28-29  
 Frick, Roy 1933  
 Friedman, Sid 1940-41  
 Fries, Daniel 1914-19  
 Frith, Bob 1949-50-51

### G

Gaffney, Kevin 1980-81-82-83  
 Gant, Landon 1936  
 Geis, Roy 1921  
 Gervers, William 1929-30  
 Gibson, Tarrance 1990-91-92-93  
 Gieringer, Ralph 1930  
 Givens, Elnardo 1988-89  
 Glover, Cedric 1985-86-88-89  
 Goldman, Albert 1917-18-19  
 Golsteyn, Jeff 1979  
 Goodman, Greg 1974  
 Goosman, Herbert 1912-13-14  
 Grace, Ralph 1935  
 Grandle, Olen 1932-33-34  
 Gray, Geoffrey 1902  
 Greenberg, Henry 1914-15-17  
 Gregor, Keith 1993-94-95-96  
 Grove, B.J. 2000-01-02  
 Guise, Ken 1944-45-46  
 Gulick, Richard 1934-35-36  
 Gumbert, Jack 1956-57

### H

Haas, Elwood 1917-20  
 Hachen, David 1915-16-17-18  
 Hachen, Harry 1923-24  
 Hall, Bill 1954  
 Hall, William 1911  
 Hamilton, Lamont 1987  
 Harding, Richard 1938  
 Harrington, Earl 1913-14-15-16  
 Harris, Lionel 1972  
 Harris, Mike 1993-94  
 Harvey, Lionel 1978  
 Haucke, Dick 1967-68-69  
 Heckman, Pete 1957  
 Heidotting, Dale 1961-63  
 Heisel, Elmer 1908-09  
 Helm, Brian 1985-86  
 Hemans, Keith 1977-78  
 Henry, Kenneth 1985-86  
 Hensel, Warren 1936-37  
 Hess, Don 1969-70-71  
 Hibarger, Edwin 1922-23  
 Hicks, Eric 2003-04-05  
 Hightower, Ron 1973-74  
 Hmiel, Al 1972  
 Hodges, Lloyd 1986-87  
 Hogue, Paul 1960-61-62  
 Holden, Doc 1980-81  
 Hollman, Derek 2003  
 Holstein, Jim 1950-51-52  
 Holtzberg, Abraham 1912  
 Hood, Tom 1955-56-57  
 Hornsby, Spud 1958  
 Horton, Michael 1998-99  
 Houston, Charles 1966  
 Howard, John 1966-67-68  
 Hoy, Carson 1923-24  
 Hubbard, Jimmy 2002  
 Hughes, Brady 1989-90  
 Hughes, Myron 1982-83-85-86  
 Huheey, John 1938-40-41  
 Hundemer, Will 1951  
 Hyndman, Fred 1909

### I

Iliff, Gordon 1937-38-39  
 Imburgia, Larry 1951-52-53  
 Inott, Ralph 1905  
 Irwin, Clarence 1920-21-22  
 Isserman, Ferdinand 1918-19

### J

Jackson, Allen 1991-92-93  
 Jackson, Bill 1973

Jackson, Steve 1986-87-88-89  
 Jacobs, John 1993-94-95  
 Janssen, J. William 1910-11  
 Jamison, Jesse 1972-73-74  
 Johnson, Dave 1971-72-73  
 Johnson, DerMarr 2000  
 Johnson, Frank 1928  
 Johnson, Greg 1978  
 Johnson, Junior 1980-81-82-83  
 Johnson, Kareem 2003-04  
 Joiner, Michael 1990  
 Jones, Antwan 2001  
 Jones, Dwight 1980-81-82-83  
 Jones, Herb 1991-92  
 Jones, Mike 1975-76-77-78  
 Jucker, Ed 1938-39-40  
 Julson, Jackson 1994-96-97  
 Jurcisin, Greg 1971-72  
 Justice, Howard 1915-16-17

### K

Kabakoff, Nate 1942-43  
 Kamp, Robert 1937-38-39  
 Kamstra, Garry 1973-74-75-76  
 Kecman, Doug 1982-83-84-85  
 Kelly, Paul 1973  
 Kennedy, David 1978-79-80-81  
 King, Ellis 1940-41-42  
 Kirkland, Armein 2003-04-05  
 Kisker, William 1931  
 Klein, Robert 1924-25  
 Koehler, William 1914-15-16  
 Kolp, 1934  
 Kranz, Henry 1911  
 Kravitz, Norman 1940-41-42  
 Krick, Ron 1964-65-66  
 Kunz, Si 1929-30

### L

Lammert, Bill 1952-53-54-55  
 Lampros, Dean 1964-65  
 Land, Eugene 1999  
 Landfried, Mel 1959  
 Larrabee, Wayne 1946  
 Larson, George 1940-41-42  
 Laub, Jack 1948-49-50  
 Lee, Eddie 1977-78-79-80  
 Lees, Charles 1943  
 LeGree, Keith 1995-96  
 Leurck, Mike 1966-67-68  
 Levett, Melvin 1996-97-98-99  
 Lewis, Carroll 1917  
 Lewis, William 1903  
 Linneman, Jim 1973  
 Linneman, Josphe 1921-22-23  
 List, Herb 1937  
 Little, Donald 2000-01-02  
 Lloyd, William 1935-36  
 Long, Art 1995-96  
 Logan, Steve 1999-00-01-02  
 Lowe, John 1973  
 Lucas, Jamaal 2002-03-04-05  
 Luchi, Joe 1948-49-50-51  
 Luchi, Mike 1966-67-68

### M

Maddux, Bob 1925  
 Malinchak, Jim 1989  
 Martin, Erik 1992-93  
 Martin, Kenyon 1997-98-99-00  
 Maull, Steve 1975  
 Maxiell, Jason 2002-03-04-05  
 May, Anthony 1986-87-88-89  
 McCardle, John 1939-40-41  
 McClendon, Roger 1985-86-87-88  
 McDiarmid, Henry 1902  
 McDiarmid, Roy 1918



McElroy, Immanuel 2001-02  
 McFarlan, Ronald 1926  
 McGhee, Aaron 1999  
 McMillan, Derrick 1982-83-84-85  
 McMinn, Fred 1906-07-08  
 McNally, Mike 1983-84  
 Meacham, Alex 1998-99  
 Meeke, John 2002-03-04-05  
 Mehl, Jonah 1925-26-27  
 Melzer, Gene 1951-52  
 Mendenhall, Mike 1957-58-59  
 Merten, Russ 1942-43  
 Messner, Max 1958  
 Meyer, Fritz 1963-64-65  
 Meyers, Charles 1919  
 Meyers, Sidney 1927  
 Mickeal, Pete 1999-00  
 Miller, Robert 1975-76-77-78  
 Mire, William 1939-41-42  
 Mitchell, Alvin 1999  
 Moeves, Fred 1952-53-54  
 Monk, Don 1948-49-50-51  
 Monroe, Rodrick 1996-97  
 Montgomery, James 1913  
 Moore, Chadd 2003-04-05  
 Moore, E. F. 1908-09  
 Moteff, Jack 1973  
 Mueller, John 1944-45  
 Muhammad, Jihad 2005  
 Mumaw, Lloyd 1920  
 Murphy, Dan 1972-73-74  
 Murray, Erick 2005  
 Mussey, Noel 1904-05  
 Mussey, Robert 1903-04-05  
 Myrick, Shawn 1998-99

## N

Nageleisen, Jim 1967-68-69  
 Nail, Rod 1958-59  
 Nelson, Howard 1930-31  
 Nelson, Terry 1992-93  
 Neumark, George 1927  
 Nicholas, Nick 1955  
 Nickel, Elbert 1942, 1947  
 Niehaus, Mike 1973  
 Niemann, Joe 1982-83-84  
 Nimmo, Frank 1955-56-57  
 Nish, Masaru 1944  
 Nolting, Ray 1936  
 Norton, Dick 1937-38-41

## O

O'Bryan, Mike 1973  
 Ogletree, Don 1968-69-70  
 Okruhlica, Joe 1952-53-54  
 O'Laughlin, Joseph 1913-14  
 Orr, Gordon 1936-37  
 Osborne, Cy 1921  
 Osterman, Tom 1951-52-53

## P

Parsons, 1914  
 Patterson, 1917  
 Patterson, Craig 1973  
 Patterson, Ruben 1997-98  
 Patzwald, Ryan 2005  
 Penno, Ray 1945  
 Penny, Marcus 1978  
 Petrus, Brent 1998  
 Phiffer, Calvin 1984-86-87-88  
 Plunkett, Dave 1954-55-56  
 Pomerantz, Sandy 1960  
 Popp, William 1928-29-30  
 Powell, Richard 1938-39-40  
 Pressler, Fred 1934-36  
 Pruitt, John 1946

## R

Raidt, William 1934-35-36  
 Rain, Bob 1951-52-53  
 Reicheneker, Mike 1991-92  
 Reis, Ron 1960-61  
 Reuss, Robert 1932  
 Rheinhardt, Myron 1944  
 Rice, 1904  
 Richards, Alkie 1943-47-48  
 Richter, Ralph 1947-48-49-50  
 Roberson, Rick 1967-68-69  
 Roberts, Clarence 1905-06-07  
 Roberts, Terry 1972  
 Robertson, Oscar 1958-59-60  
 Robinson, Levertis 1988-89-90-91  
 Rolf, Mike 1965-66-67  
 Rolfes, Don 1965-66  
 Rothenberg, Ed 1955  
 Rubenstein, Al 1947-48-49-50  
 Ruehl, Don 1985-86-87-88  
 Rusche, Dick 1947-48  
 Russo, Prosper 1913

## S

Sanders, Steve 1990  
 Satterfield, Kenny 2000-01  
 Sauer, Tom 1941  
 Schierloh, Fred Jr. 1920-21-22  
 Schmid, Wesley 1924-25-26  
 Schneider, Harold 1943-44-45  
 Schneider, Jerry 1970-71  
 Schoenfeld, Tom 1971-72  
 Schroetter, Alfred 1907-08  
 Schuck, Jules 1931-32  
 Schwallie, Bob 1969-70  
 Scott, Jeff 1991-92  
 Seltz, Sam 1920  
 Shear, Charles 1933  
 Shelhorn, 1907  
 Shepard, Morton 1914-15  
 Sherlock, Bob 1975-76-78-79  
 Shingleton, Larry 1961-62-63  
 Shipley, Carl 1902  
 Shipley, Jerry 1950-51  
 Shoemaker, Mick 1977-78-79  
 Shorter, Romell 1985-86-87-88  
 Sibila, Chris 1987  
 Sicking, Victor 1924-25  
 Siekmann, Bob 1947  
 Sizer, Tom 1960-61  
 Slaughter, Thomas 1932  
 Smith, Chester 1932-33-34  
 Smith, Gene 1963-64-65  
 Smith, Gordon 1967-68-69  
 Smith, Richard 1939  
 Snow, Charlie 1969-71  
 Souleymane, Asrangue 2005  
 Stallworth, Joe 1974  
 Stalma, Joe 1974  
 Stargel, Will 1942-46  
 Starick, W.T. 1932  
 Starks, Keith 1988-89-90-91  
 Stenger, 1915  
 Sternberg, Harold 1940  
 Sternberg, Wayne 1956-57-58  
 Stevens, Wayne 1956-57-58  
 Stewart, John 1909-10-11-12  
 Stiffend, Joe 1984-85-86-87  
 Stockwell, 1934  
 Stokes, Leonard 2000-01-02-03  
 Summerville, William 1933-34-35  
 Surface, Ron 1952-53  
 Sutherland, Clint 1980  
 Szczepanski, Mike 1984-85

## T

Taglaver, Ken 1943

Tate, Andre 1989-90  
 Tate, Jermaine 1999-00  
 Taylor, Dick 1959  
 Tenwick, Dave 1958-59  
 Thacker, Tom 1961-62-63  
 Thau, Walter 1909  
 Thompson, Troy 1986  
 Tiggs, Luther 1984  
 Trabert, Tony 1951  
 Trame, Larry 1934-35-37  
 Twyman, Jack 1952-53-54-55

## U

Ullom, Verne 1942-44  
 Ulrich, Morris 1920-22

## V

Valentiner, Clark 1924-25  
 Van Veen, Richard 1938  
 Van Exel, Nick 1992-93  
 Vogeel, Dick 1952-53-54-55

## W

Waller, Brad 1981  
 Ward, B. J. 1990-92  
 Ward, Hal 1973-74-75-76  
 Watkins, William 1919  
 Wearly, 1944  
 Webb, Jim 1974  
 Weidner, Paul 1965-66-67  
 Weigel, Rick 1990  
 Welmer, Bob 1950-51  
 Wendefer, Steve 1969-70-71  
 West, Roland 1965-66-67  
 Westerfeld, Bill 1946-47-48-49  
 Whaley, Robert 2004  
 Wheeler, Phil 1954-55-56  
 Whitaker, Bill 1957-58-59  
 White, James 2004-05  
 White, Rick 1972  
 White, Robert 1931  
 Wiesenhahn, Bob 1959-60-61  
 Willey, Larry 1958-59-60  
 Williams, Brian 1975-76-77  
 Williams, Charles 1997  
 Williams, Field 2001-02-03-04  
 Williams, Joseph 1921  
 Williams, Kevin 1988  
 Williams, Mike 1982-83  
 Williams, Nick 2004-05  
 Williams, Orlando 1989-90-91  
 Wilson, George 1962-63-64  
 Wilson, Russell, 1905  
 Wilson, Tony 1983-84-85  
 Wingfield, Dantonio 1994  
 Witte, Russell 1911-12  
 Wolf, Brian 1994  
 Wolf, Joe 1948-49-50  
 Wones, Frank 1939  
 Wooten, Anthony 1973  
 Wright, Marko 1994  
 Wright, Robert 1933  
 Wynn, Raleigh 1967-68-69

## Y

Yates, Anthony 1987-88  
 Yates, Tony 1961-62-63  
 Yocum, Gilbert 1912  
 Yoder, Gary 1976-77

## Z

Zimov, Louis 1938



Oscar Robertson



Jack Twyman

## BASKETBALL HALL OF FAME

Oscar Robertson  
 Jack Twyman

## U.S. OLYMPIC TEAM

1960 Oscar Robertson—*Gold Medal*  
 1964 George Wilson—*Gold Medal*


## UC ATHLETIC HALL OF FAME BASKETBALL INDUCTEES

	Year Inducted
Bill Anderson	1986
Tay Baker	1996
Clark Ballard	1988
Lloyd Batts	1993
Ron Bonham	1986
Carl Bouldin	1982
Richard Bryant	1984
Boyd Chambers, coach	1977
Steve Collier	2000
Pat Cummings	1990
Dick Dallmer	1984
Ralph Davis	1991
Derrek Dickey	1988
Connie Dierking	1986
Larry Elsasser	1989
Jim Holstein	1980
Paul Hogue	1982
John Howard	2004
Ed Jucker, coach	1978
Bill Lammert	1988
Joe Linneman	1990
Roger McClendon	1998
Robert Miller	1999
Elbie Nickel	1982
Alkie Richards	1985
Ralph Richter	1989
Rick Roberson	1997
Wright, Marko	1994
Oscar Robertson	1976
Al Rubenstein	1995
Hal Schneider	1995
George Smith, coach	1978
Will Stargel	1979
Tom Thacker	1981
Tony Trabert	1977
Jack Twyman	1976
Bill Westerfeld	1990
Phil Wheeler	1989
Bob Wiesenhahn	1987
George Wilson	1983
Tony Yates	1985
Gary Yoder	2000



# Cincinnati Retired Numbers

**Bearcat Records**



## Oscar Robertson


Cincinnati fans concluded with confidence that there would never be another No. 12 when Oscar Robertson concluded his stellar career. Consequently, his jersey was retired at the completion of his senior season, the first retired number in UC history.

During his three-year career (1957-58—1959-60), Robertson established himself not only as the finest player in Cincinnati history, but one of the finest in all of college basketball. He concluded his career as the college basketball's all-time scoring leader, amassing 2,973 points in 88 games. He bettered the previous mark by over 300 points. Only one other player since has scored more points in a three-year career—LSU's Pete Maravich—while Robertson's 33.8-point career scoring average, a record at that time, remains third-best in NCAA history.

Though scoring was the most publicized portion of his game, it was far from the only aspect in which he excelled. Robertson also owns UC's season and career rebounding records and has the second-most assists, a record he would have also had if assists had been kept as a statistic during his sophomore year.

No brief sketch can begin to include all of Robertson's honors and accomplishments. He was a three-year consensus All-American and three-time pick for national Player of the Year honors.

Robertson was well-honored for his performance during his 14-year career in the NBA, making all-star team 12 times and amassing career records for assists. He was honored as one of the top performers in the history of the league and has been elected to the National Basketball Hall of Fame.



## Jack Twyman

For three straight years, Jack Twyman was cut from his high school basketball team. His persistence not only landed him a spot on the varsity as a senior, but launched a career which would take him to college and professional stardom, and a place in the National Basketball Hall of Fame.

Twyman demonstrated that determination as a freshman at Cincinnati in 1951-52, earning a berth on the varsity in mid-season. He led the Bearcats in scoring and rebounding his sophomore, junior and senior years, averaging 24.6 points and 16.5 rebounds in his final season to earn All-America honors.

Twyman concluded his career as UC's all-time leading scorer and rebounder. Five decades later, his point total ranks seventh and his rebounds second.

Twyman was a first-round draft pick of the Rochester Royals in 1955 which two years later moved to Cincinnati. He was selected an NBA all-star in six of his 11 seasons, and led the league in scoring with a 31.2-point average in 1959-60.

Twyman is forever linked to Maurice Stokes, his Royals teammate who was stricken by stroke in the last game of the 1958 season. Twyman became Stokes' legal guardian and helped raise money to defray medical expenses. This relationship was the subject of the 1973 movie, "Maurie."

Twyman was elected to the National Basketball Hall of Fame in 1982.



## Kenyon Martin

Few players made the progress that Kenyon Martin experienced during his career at Cincinnati, in which he ascended from a raw-talented athlete to a devastating defender and polished scorer.


Martin joined the Bearcats in early January of his freshman year but took only 12 games to take over the shot-blocking lead. As a sophomore, he became the first Bearcat in 31 years to record a triple double. He capped that year with second team all-league honors and his first of three straight Conference USA Defensive Player of the Year awards. Martin's junior season featured honorable mention All-American recognition. Midway through that season, he broke the UC career record for blocked shots, giving him a clean sweep of the school's marks for rejections.

At the conclusion of his junior year, Martin eschewed the NBA draft and set about perfecting his offensive skills in the quest of becoming a complete player. He gave notice of what was in store when he directed the U.S. to the gold medal at the World University Games that summer, leading the star-studded squad in scoring and rebounding.

With a potent offensive game to go with his defensive prowess, Martin returned for his senior campaign. A unanimous C-USA Player of the Year selection, he was a consensus All-American and everyone's choice for national Player of the Year honors. He was the No. 1 choice in the 2000 NBA draft by the New Jersey Nets and is now with the Denver Nuggets.




Jim Ard



Louis Banks



Pat Cummings



Danny Fortson



Jim Holstein

## Conference USA

- 2005 Jason Maxiell (2nd)  
Eric Hicks (3rd)
- 2004 Jason Maxiell (2nd)  
Tony Bobbitt (3rd)  
*Sixth Man of the Year*
- 2003 Leonard Stokes (2nd)
- 2002 Steve Logan (1st)  
*Player of the Year*  
Leonard Stokes (3rd)  
Jason Maxiell (*Freshman*)  
*Sixth Man of the Year*  
Immanuel McElroy  
*Defensive Player of the Year*
- 2001 Steve Logan (1st)  
*Player of the Year*  
Kenny Satterfield (3rd)
- 2000 Kenyon Martin (1st)  
*Player of the Year*  
*Defensive Player of the Year*  
Pete Mickeal (1st)  
DerMarr Johnson (3rd,  
*Freshman*)  
*Freshman of the Year*  
Kenny Satterfield (*Freshman*)
- 1999 Kenyon Martin (1st)  
*Defensive Player of the Year*  
Pete Mickeal (1st)  
Melvin Levett (2nd)  
Steve Logan (*Freshman*)
- 1998 Bobby Brannen (1st)  
Melvin Levett (2nd)  
Kenyon Martin (2nd)  
*Defensive Player of the Year*  
Ruben Patterson (2nd)
- 1997 Danny Fortson (1st)  
*Player of the Year*  
Darnell Burton (3rd)  
*Sixth Man of the Year*  
Damon Flint (3rd)
- 1996 Danny Fortson (1st)  
*Player of the Year*  
Darnell Burton (HM)  
*Sixth Man of the Year*  
Damon Flint (HM)

## Great Midwest

- 1995 LaZelle Durden (1st)  
Danny Fortson (1st)  
*(Newcomer)*  
Art Long (*Newcomer*)
- 1994 Dontonio Wingfield (2nd)  
*Newcomer of the Year*  
Darnell Burton (*Newcomer*)  
Damon Flint (*Newcomer*)
- 1993 Nick Van Exel (1st)  
Erik Martin (2nd)
- 1992 Herb Jones (1st)  
Anthony Buford (2nd)

## Metro

- 1991 Louis Banks (1st)  
Herb Jones (2nd)
- 1990 Louis Banks (1st)  
Andre Tate (2nd)
- 1989 Cedric Glover (1st)
- 1988 Cedric Glover (1st)
- 1987 Roger McClendon (1st)
- 1986 Roger McClendon (1st)
- 1985 Derrick McMillan (2nd)  
Roger McClendon (*Freshman*)
- 1984 Mark Dorris (HM)
- 1983 Dwight Jones (1st)
- 1982 Dwight Jones (1st)  
Bobby Austin (HM)  
Mike Williams (*Freshman*)
- 1981 David Kennedy (1st)  
Dwight Jones (HM)  
Bobby Austin (HM)
- 1980 Eddie Lee (2nd)  
Bobby Austin (HM)  
Dwight Jones (*Freshman*)
- 1979 Pat Cummings (1st)  
*Player of the Year*  
Eddie Lee (2nd)  
Bobby Austin (HM)
- 1978 Pat Cummings (1st)  
Robert Miller (2nd)  
Steve Collier (HM)  
Lionel Harvey (*Freshman*)
- 1977 Gary Yoder (1st)  
*Player of the Year*

- Robert Miller (1st)
- Steve Collier (HM)
- Mike Jones (HM)
- Brian Williams (HM)
- Eddie Lee (*Freshman*)

## Missouri Valley

- 1970 Jim Ard  
Don Ogletree
- 1969 Jim Ard
- 1968 Rick Roberson  
Jim Ard
- 1967 Rick Roberson
- 1966 Don Rolfes  
Roland West
- 1964 George Wilson  
Ron Bonham
- 1963 Ron Bonham  
Tom Thacker  
George Wilson  
Tony Yates
- 1962 Paul Hogue  
Ron Bonham  
Tom Thacker
- 1961 Paul Hogue  
Tom Thacker  
Bob Wiesenhahn
- 1960 Oscar Robertson  
Paul Hogue  
Ralph Davis
- 1959 Oscar Robertson  
Ralph Davis
- 1958 Oscar Robertson  
Connie Dierking

## Mid-American

- 1952 Jim Holstein
- 1951 Jim Holstein  
Joe Luchi
- 1950 Dick Dallmer  
Jim Holstein
- 1949 Ralph Richter  
Al Rubenstein
- 1947 Al Rubenstein  
Bill Westerfeld



Paul Hogue



Al Rubenstein



Tom Thacker



Gary Yoder



Jim Ard



Lloyd Batts



Ron Bonham



Bobby Brannen



Steve Collier



Pat Cummings



Dick Dallmer



Ralph Davis



Connie Dierking



Danny Fortson



Paul Hogue



DerMarr Johnson



Herb Jones



Melvin Levett



Steve Logan



Kenyon Martin



Pete Mickeal



Robert Miller




Ruben Patterson



Oscar Robertson

*Bearcat Records*



Mike Rolf



Tom Thacker



Jack Twyman



Nick Van Exel




Bob Wiesenhahn



George Wilson



Dontonio Wingfield



Tony Yates



Gary Yoder


Bearcat Records

## Cincinnati All-American Roster

Jim Ard..... 1970—H.M. AP, UPI  
 Lloyd Batts.....1973—3rd team *Basketball Weekly*;  
 1974—H.M. AP, *Sporting News*.  
 Ron Bonham.....1963—1st team consensus (AP, UPI,  
 Basketball Writers, Helms Foundation, Converse,  
 Coaches Assoc.); 3rd team NEA; Player of the  
 Year—Columbus TD Club. 1964—2nd team AP,  
 UPI, Converse, 3rd team Coaches Assoc.  
 Bobby Brannen.....1998—H.M. *Basketball Weekly*.  
 Steve Collier ..... 1976—H.M. Street & Smith.  
 Pat Cummings ..... 1979—Citizens Savings  
 Dick Dallmer....1948—H.M. AP; 1949 —H.M. AP;  
 1950—3rd team AP.  
 Ralph Davis ..... 1960—2nd team Converse.  
 Connie Dierking..... 1958—2nd team NEA.  
 Danny Fortson.1995—Freshman *Basketball Weekly*;  
 1996—1st team *Basketball Weekly*, *College  
 Sports*; 2nd team AP, *Basketball America*, *Basket-  
 ball Times*, UPI, U.S. Basketball Writers, John  
 Wooden; 1997—1st team consensus (Associated  
 Press, *Basketball Times*, *Basketball Weekly*, Col-  
 lege Hoops Insider, NABC, Naismith, John Wooden,  
 UPI, U.S. Basketball Writers).  
 Paul Hogue....1961—2nd team Converse; 1962—  
 1st team Basketball Writers, Helms Foundation,

2nd team NEA, Coaches Assoc.; 3rd team AP, UPI;  
 Player of the Year—Helms Foundation.  
 DerMarr Johnson.....2000—Freshman All-Ameri-  
 can, *The Sporting News*  
 Herb Jones ..... 1992—H.M. AP  
 Melvin Levett ..... 1999—H.M. AP  
 Steve Logan .....2001—H.M. AP; 2002—1st team  
 consensus (AP, *USA Today*/ESPN, *Basketball News*,  
*Basketball Times*, NABC, Naismith, *Sporting News*,  
 U.S. Basketball Writers Assoc., John Wooden)  
 Kenyon Martin.....1999—H.M. AP; 2000 —1st  
 team consensus (AP, *USA Today*/ESPN, *Basketball  
 News*, *Basketball Times*, NABC, *The Sporting News*,  
 U.S. Basketball Writers Assoc., John Wooden);  
 Player of the Year (AP, U.S. Basketball Writers  
 Assoc., Wooden Award, National Assoc. of Basket-  
 ball Coaches, Naismith Award).  
 Pete Miceal ..... 2000—3rd team, AP  
 Robert Miller ..... 1978—H.M. AP  
 Ruben Patterson ..... 1998—H.M. AP  
 Oscar Robertson....1958—1st team consensus (AP,  
 UPI, Basketball Writers, *Sporting News*, NEA, Helms  
 Foundation; Player of the Year—UPI, *Sporting  
 News*; 1959—1st team consensus; Player of the  
 Year—AP, UPI, *Sporting News*, Basketball Writ-


ers, Helms Foundation; 1960—1st team consen-  
 sus; Player of the Year—AP, UPI, *Sporting News*,  
 Basketball Writers, Helms Foundation, Columbus  
 TD Club.  
 Mike Rolf....1967—Academic All-American, CoSIDA.  
 Tom Thacker...1963—1st team consensus (UPI, Bas-  
 ketball Writers, *Sporting News*, NEA, Helms Foun-  
 dation); 2nd team AP.  
 Jack Twyman....1955—2nd team NEA, Intl. News  
 Service, Tempo; H.M. Converse.  
 Nick Van Exel.....1993—3rd team AP, *Basketball  
 Times*, *Basketball Weekly*, H.M. Scripps Howard.  
 Bob Wiesenhahn....1961—1st team Helms Founda-  
 tion, Converse.  
 George Wilson....1963—2nd team *Sporting News*,  
 Converse.  
 Dontonio Wingfield.. 1994—Freshman *Basketball  
 Weekly*.  
 Tony Yates ...1962—2nd team Helms Foundation;  
 H.M. UPI; 1963—1st team Helms Foundation;  
 3rd team AP, NABC; H.M. *The Sporting News*, UPI.  
 Gary Yoder....1977—H.M. Citizens Savings Founda-  
 tion.



Jim Ard



Lloyd Batts



Corie Blount



Tony Bobbitt




Ron Bonham



Pat Cummings




Ralph Davis



Derrek Dickey



Connie Dierking



Danny Fortson




Paul Hogue




Jim Holstein



DerMarr Johnson



Art Long



Kenyon Martin

Bearcat Records


# Bearcats in the NBA

Jim Ard ..... UC 1968-70  
 New York (ABA) ..... 1970-73  
 Memphis (ABA) ..... 1973-74  
 Boston ..... 1974-77  
 Boston/Chicago ..... 1977-78  
 Lloyd Batts ..... UC 1972-74  
 Virginia (ABA) ..... 1974-75  
 Corie Blount ..... UC 1992-93  
 Chicago ..... 1993-95  
 Los Angeles Lakers ..... 1995-98  
 Cleveland ..... 1998-99  
 Phoenix ..... 1999-01  
 Golden State ..... 2001  
 Philadelphia ..... 2002  
 Chicago ..... 2003-04  
 Toronto ..... 2004  
 Tony Bobbitt ..... UC 2004-05  
 Los Angeles Lakers ..... 2005  
 Ron Bonham ..... UC 1962-64  
 Boston ..... 1964-66  
 Indiana (ABA) ..... 1967-68  
 Pat Cummings ..... UC 1975-79  
 Milwaukee ..... 1979-82  
 Dallas ..... 1982-84  
 New York ..... 1984-88  
 Miami ..... 1988-89


Ralph Davis ..... UC 1958-60  
 Cincinnati ..... 1960-61  
 Chicago ..... 1961-62  
 Derrek Dickey ..... UC 1971-73  
 Golden State ..... 1973-77  
 Golden St./Chicago ..... 1977-78  
 Connie Dierking ..... UC 1956-58  
 Syracuse ..... 1958-60  
 Philadelphia ..... 1963-64  
 Phil./San Francisco ..... 1964-65  
 Cincinnati ..... 1965-70  
 Cin./Philadelphia ..... 1970-71  
 Danny Fortson ..... UC 1995-97  
 Denver ..... 1997-99  
 Boston ..... 1999-00  
 Golden State ..... 2000-03  
 Dallas ..... 2003-04  
 Seattle ..... 2004-\*\*  
 Paul Hogue ..... UC 1960-62  
 New York ..... 1962-63  
 N.Y./Baltimore ..... 1963-64  
 Jim Holstein ..... UC 1950-52  
 Minneapolis ..... 1952-55  
 Ft. Wayne ..... 1955-56  
 DerMarr Johnson ..... UC 2000

Atlanta ..... 2001-02  
 New York ..... 2003-04  
 Denver ..... 2005  
 Art Long ..... UC 1995-96  
 Sacramento ..... 2001  
 Portland ..... 2002  
 Philadelphia/Denver ..... 2003  
 Kenyon Martin ..... UC 1997-00  
 New Jersey ..... 2001-04  
 Denver ..... 2004-\*\*  
 Robert Miller ..... UC 1975-78  
 San Antonio ..... 1983-84  
 Ruben Patterson ..... UC 1997-98  
 Los Angeles Lakers ..... 1998-99  
 Portland ..... 1999-\*\*  
 Rick Roberson ..... UC 1967-69  
 Los Angeles ..... 1969-71  
 Cleveland ..... 1971-73  
 Portland ..... 1973-74  
 New Orleans ..... 1974-75  
 Kansas City ..... 1975-76  
 Oscar Robertson ..... UC 1958-60  
 Cincinnati ..... 1960-70  
 Milwaukee ..... 1970-74  
 Kenny Satterfield ..... UC 2000-01  
 Denver ..... 2002  
 Philadelphia ..... 2003  
 Wayne Stevens ..... UC 1955-58

Cincinnati ..... 1959-60  
 Tom Thacker ..... UC 1961-63  
 Cincinnati ..... 1963-64  
 Boston ..... 1967-68  
 Indiana ..... 1968-71  
 Jack Twyman ..... UC 1952-55  
 Rochester ..... 1955-57  
 Cincinnati ..... 1957-66  
 Nick Van Exel ..... UC 1992-93  
 L. A. Lakers ..... 1993-99  
 Denver ..... 1999-03  
 Dallas ..... 2003  
 Golden State ..... 2003-04  
 Portland ..... 2004-05  
 Roland West ..... 1965-67  
 Baltimore Bullets ..... 1967-68  
 Bob Wiesenhahn ..... UC 1959-61  
 Cincinnati ..... 1961-62  
 George Wilson ..... UC 1962-64  
 Cincinnati ..... 1964-66  
 Cincinnati/Chicago ..... 1966-67  
 Seattle ..... 1967-68  
 Phoenix/Phila. .... 1968-69  
 Philadelphia ..... 1969-70  
 Buffalo ..... 1970-71  
 Dontonio Wingfield ..... UC 1994  
 Seattle ..... 1994-95  
 Portland ..... 1995-98



Robert Miller



Ruben Patterson



Rick Roberson



Oscar Robertson




Kenny Satterfield



Wayne Stevens




Tom Thacker



Jack Twyman




Nick Van Exel



Roland West



George Wilson



Dontonio Wingfield




Bob Wiesenhahn

## Bearcats in Recent Drafts

Jason Maxiell became the ninth Bearcat in the last nine years to be taken in the NBA Draft and the fifth UC first round selection since 1993 when he was selected with the No. 26 pick of the 2005 draft by Detroit.

Cincinnati was well-represented in the 2000 NBA Draft. Kenyon Martin was the No. 1 pick of the entire draft, by New Jersey, DerMarr Johnson was selected No. 6 by Atlanta, and Pete Mickeal was taken with the No. 58 pick by Dallas.



## Bearcats in the NBA Draft

Year	Round	Team	Draft No.
1950	Dick Dallmer ..... n/a	Philadelphia Warriors .....	n/a
	Jack Laub ..... n/a	Baltimore Bullets .....	n/a
1951	Joe Luchi ..... n/a	New York Knicks .....	n/a
1952	Jim Holstein ..... n/a	Minneapolis Lakers .....	n/a
1955	Jack Twyman ..... n/a	Rochester Royals .....	n/a
1956	Dave Plunkett ..... n/a	St. Louis Hawks .....	n/a
	Phil Wheeler ..... n/a	Philadelphia Warriors .....	n/a
1957	Frank Nimmo ..... 5th	Syracuse Nationals .....	39
1958	Connie Dierking ..... 1st	Syracuse Nationals .....	6
	Wayne Stevens ..... 7th	Cincinnati Royals .....	49
1959	Mike Mendenhall ..... 3rd	Cincinnati Royals .....	15
1960	Oscar Robertson ..... 1st	Cincinnati Royals .....	1
	Ralph Davis ..... 3rd	Cincinnati Royals .....	17
	Larry Willey ..... 19th	Cincinnati Royals .....	94
1961	Bob Wiesenhahn ..... 2nd	Cincinnati Royals .....	11
	Carl Bouldin ..... 14th	Cincinnati Royals .....	106
1962	Paul Hogue ..... 1st	New York Knicks .....	2
1963	Tom Thacker ..... **	Cincinnati Royals .....	
	Tony Yates ..... 5th	St. Louis Hawks .....	41
1964	Ron Bonham ..... 2nd	Boston Celtics .....	16
	George Wilson ..... **	Cincinnati Royals .....	
1965	Ron Krick ..... 9th	Cincinnati Royals .....	71
1966	Roland West ..... 8th	Baltimore Bullets .....	73
	Ron Krick ..... 8th	Cincinnati Royals .....	74
1967	Ken Callaway ..... 11th	Cincinnati Royals .....	118
	Roland West ..... 20th	Baltimore Bullets .....	162
1968	John Howard ..... 17th	Cincinnati Royals .....	201
1969	Rick Roberson ..... 1st	Los Angeles Lakers .....	15
	Gordon Smith ..... 9th	Boston Celtics .....	122
1970	Jim Ard ..... 1st	Seattle SuperSonics .....	6
	Don Ogletree ..... 12th	Detroit Pistons .....	185
1973	Derrek Dickey ..... 2nd	Golden State Warriors .....	29
	Lionel Harris ..... 15th	Philadelphia 76ers .....	194
1974	Lloyd Batts ..... 4th	K.C.-Omaha Kings .....	60
1975	Mike Franklin ..... 7th	Buffalo Braves .....	124
1977	Gary Yoder ..... 3rd	Milwaukee Bucks .....	47
1978	Pat Cummings ..... 3rd	Milwaukee Bucks .....	59
	Robert Miller ..... 4th	Phoenix Suns .....	85
1980	Eddie Lee ..... 3rd	Denver Nuggets .....	48
1981	David Kennedy ..... 8th	Dallas Mavericks .....	162
1982	Bobby Austin ..... 7th	Milwaukee Bucks .....	158
1983	Dwight Jones ..... 4th	Cleveland Cavaliers .....	73
1993	Corie Blount ..... 1st	Chicago Bulls .....	25
	Nick Van Exel ..... 2nd	Los Angeles Lakers .....	37
1994	Dontonio Wingfield ..... 2nd	Seattle SuperSonics .....	37
1997	Danny Fortson ..... 1st	Milwaukee Bucks .....	10
1998	Ruben Patterson ..... 2nd	Los Angeles Lakers .....	31
1999	Melvin Levett ..... 2nd	Detroit Pistons .....	54
2000	Kenyon Martin ..... 1st	New Jersey Nets .....	1
	DerMarr Johnson ..... 1st	Atlanta Hawks .....	6
	Pete Mickeal ..... 2nd	Dallas Mavericks .....	58
2001	Kenny Satterfield ..... 2nd	Dallas Mavericks .....	54
2002	Steve Logan ..... 2nd	Golden State Warriors .....	30
2005	Jason Maxiell ..... 1st	Detroit Pistons .....	26

\*\* Territorial Choices



# Cincinnati Coaches Records



Gale Catlett



Tay Baker



John Wiethé



Walter Van Winkle



Boyd Chambers

	Seasons	Won	Lost	Pct
Henry S. Pratt	1 (01-02)	5	4	.555
Anthony W. Chez	2 (02-03/03-04)	12	10	.545
Amos Foster	5 (04-05/08-09)	30	10	.750
C.A. Schroetter	1 (09-10)	3	2	.600
Russ Easton	4 (10-11/13-14)	11	30	.268
George Little	2 (14-15/15-16)	4	17	.190
Ion Cortright	1 (16-17)	3	8	.273
Whitelaw Morrison	1 (17-18)	2	6	.250
Boyd Chambers	10 (18-19/27-28)	106	81	.567
Frank Rice	4 (28-29/31-32)	33	34	.493
John Halliday	1 (32-33)	9	9	.500
Tay Brown	4 (33-34/36-37)	47	27	.635
Walter Van Winkle	2 (37-38/38-39)	18	16	.529
Clark Ballard	3 (39-40/41-42)	24	31	.436
Bob Ruess	2 (42-43/43-44)	15	15	.500
Ray Farnham	2 (44-45/45-46)	16	22	.421
John Wiethé	6 (46-47/51-52)	106	47	.692
George Smith	8 (52-53/59-60)	154	56	.733
Ed Jucker	5 (60-61/64-65)	113	28	.800
Tay Baker	7 (65-66/71-72)	125	60	.675
Gale Catlett	6 (72-73/77-78)	126	44	.742
Ed Badger	5 (78-79/82-83)	68	71	.489
Tony Yates	6 (83-84/88-89)	70	100	.411
Bob Huggins	15 (89-90/04-05)	399	127	.757



Bob Huggins



George Smith



Ed Jucker

## Coach of the Year Awards

Year	Coach	Year	Coach	Year	Coach
1960	<b>NATIONAL</b> George Smith Rockne Club	2002	Bob Huggins ESPN.com	1996	Bob Huggins Columbus Dispatch
1961	Ed Jucker Columbus TD Club		<b>DISTRICT</b> Gale Catlett Basketball Weekly	2000	Bob Huggins Columbus Dispatch
1962	Ed Jucker Columbus TD Club	1975	Bob Huggins Basketball Times, USBWA		<b>CONFERENCE</b> George Smith Missouri Valley
1963	Ed Jucker UPI, Basketball Writers Assoc., N.Y. Basketball Writers	1992	Bob Huggins Basketball Times, NABC	1958	George Smith Missouri Valley
1992	Bob Huggins Hoop Scoop	2000	Bob Huggins Basketball Times, NABC	1959	George Smith Missouri Valley
1993	Bob Huggins Playboy		<b>OHIO COLLEGES</b> George Smith Columbus Dispatch	1961	Ed Jucker Missouri Valley
1998	Bob Huggins Basketball Times	1958	Ed Jucker Columbus Dispatch	1962	Ed Jucker Missouri Valley
2000	Bob Huggins The Sportng News	1963	Bob Huggins Columbus Dispatch	1963	Ed Jucker Missouri Valley
		1992	Bob Huggins Columbus Dispatch	1966	Tay Baker Missouri Valley
				1976	Gale Catlett Metro
				1981	Ed Badger Metro
				1985	Tony Yates Metro
				1990	Bob Huggins Metro
				1992	Bob Huggins Great Midwest
				1993	Bob Huggins Great Midwest
				1998	Bob Huggins Conference USA
				1999	Bob Huggins Conference USA
				2000	Bob Huggins Conference USA

Bearcat Records



# Year-by-Year Results

## 1901-02 Won 5, Lost 4

Coach—Henry S. Pratt  
Captain—Harry DeChant

Date	Opponent	Score	Site
D 12	Engineers	42-21	Mc
29	Yale	9-37	AG
J 3	Wyoming(O.)	36-12	A
11	Cincinnati YMCA	13-42	Mc
21	Christ Church	28-14	Mc
F 1	Wyoming(O.)	52-10	A
14	Kentucky	31-21	Mc
19	Circleville	17-84	A
20	Circleville	13-84	A

## 1902-03 Won 4, Lost 4

Coach—Anthony W. Chez  
Captain—Harry DeChant

Date	Opponent	Score	Site
J 1	Wyoming(O.)	32-30	A
28	Hanover	30-25	Mc
F 3	Glendale	23-21	A
12	Eclectic Medical	50-10	Mc
M 3	Circleville	20-37	A
4	Circleville	17-50	A
5	Marietta	15-37	A
6	Marietta	16-29	A

## 1903-04 Won 8, Lost 6

Coach—Anthony W. Chez  
Captain—Ed Alexander

Date	Opponent	Score	Site
D 10	Alumni	25-11	Mc
J 9	Kenyon	17-26	Mc
22	Miami(O.)	43-10	A
26	Wyoming(O.)	40-29	A
29	Hanover	22-32	Mc
F 12	Westwood	40-28	Mc
19	Georgetown (Ky.)	22-27	Mc
21	P.M. Gym	30-19	Mc
M 4	Georgetown (Ky.)	20-17	A
5	Kentucky	21-28	A
8	Hamilton	15-37	A
10	Eclectic Medical	54-17	Mc
25	Hanover	11-29	A
25	Madison (Ind.)	23-22	A

## 1904-05 Won 6, Lost 3

Coach—Amos Foster  
Captain—Edward Allgaier

Date	Opponent	Score	Site
D 16	Miami(O.)	43-8	Mc
J 3	Yale	17-31	Mc
6	Central YMCA	24-26	A
13	Wittenberg	40-13	Mc
20	Kenyon	25-12	Mc
F 2	Kenyon	20-9	A
3	Otterbein	33-23	A
4	Ohio State	6-42	A
10	Hanover	15-14	Mc

## 1905-06 Won 2, Lost 1

Coach—Amos Foster  
Captain—Norman Conway

Date	Opponent	Score	Site
J 6	Yale	0-23	Mc
F 16	Kentucky	38-9	Mc
M 1	Indiana	25-22	Mc

## 1906-07 Won 7, Lost 2

Coach—Amos Foster  
Captain—Norman Conway

Date	Opponent	Score	Site
J 12	Ohio State	32-30	A
30	Miami(O.)	14-29	A

31 Dayton ..... 8-32 A  
Scores and opponents of other six games not known (all road games).

## 1907-08 Won 9, Lost 10

**Ohio Collegiate Champions**  
Coach—Amos Foster  
Captain—Norman Conway

Date	Opponent	Score	Site
D 20	Miami(O.)	43-15	Mc
F 1	Miami(O.)	29-19	A
5	Wilmington	28-27	A
6	Parkersburg (WV)	.....	A
YMCA	.....	29-17	A
7	Marietta	15-12	A
8	Ohio	22-20	A
13	Ohio	49-10	Mc
27	Wilmington	35-17	Mc
M 6	Denison	27-19	Mc

## 1908-09 Won 6, Lost 4

Coach—Amos Foster  
Captain—Fred McMinn

Date	Opponent	Score	Site
J 14	Wilmington	31-21	A
15	Denison	20-41	A
16	Ohio State	24-57	A
19	Kentucky	41-25	Mc
F 4	Transylvania	66-15	Mc
12	Denison	32-25	Mc
17	Centre	16-40	A
18	Kentucky	23-28	A
19	Transylvania	25-18	A
M 4	Centre	39-21	Mc

## 1909-10 Won 3, Lost 2

Coach—C.A. Schroetter  
Captain—Russell Easton

Date	Opponent	Score	Site
J 10	Antioch	32-12	Mc
F 4	Franklin	38-24	Mc
7	Kentucky	47-17	Mc
11	Miami(O.)	16-18	Mc
20	Miami(O.)	12-23	A

## 1910-11 Won 3, Lost 6

Coach—Russell Easton  
Captain—John Stewart

Date	Opponent	Score	Site
J 13	Earlham	15-36	Mc
18	Antioch	18-23	Mc
F 2	Antioch	27-13	A
10	Dayton	19-48	A
21	Butler	15-11	Mc
25	Miami(O.)	15-28	A
M 5	Denison	12-22	Mc
7	Lebanon(O.)	27-29	A
10	Miami(O.)	17-16	Mc

## 1911-12 Won 2, Lost 9

Coach—Russell Easton  
Captain—Russell Easton

Date	Opponent	Score	Site
J 5	Earlham	17-28	A
17	Earlham	22-40	Sch
20	Ohio State	15-61	A
F 2	Ohio Wesleyan	24-32	Sch
5	Denison	26-40	Sch
14	Georgetown (Ky.)	30-26	Sch
24	Miami(O.)	14-40	A
28	Ohio Wesleyan	22-63	A
29	Denison	25-40	A
M 1	Otterbein	19-40	A
8	Miami(O.)	24-16	Sch

## 1912-13 Won 4, Lost 7

Coach—Russell Easton  
Captain—Adolph Davis

Date	Opponent	Score	Site
J 17	Earlham	27-16	Sch
24	Wittenberg	43-30	Sch
30	Otterbein	21-31	Sch
F 1	Miami(O.)	26-42	A
6	Otterbein	11-43	A
8	Kentucky	18-20	A
14	Denison	29-78	A
21	Kenyon	42-13	Sch
M 3	Wittenberg	26-44	A
7	Denison	16-81	Sch
14	Miami(O.)	44-20	Sch

## 1913-14 Won 2, Lost 8

Coach—Russell Easton  
Captain—Herbert Goosman

Date	Opponent	Score	Site
J 16	Georgetown (Ky.)	31-44	Sch
24	Wittenberg	19-34	A
F 4	Wittenberg	22-34	Sch
7	Miami(O.)	22-27	A
14	Ohio Wesleyan	14-57	Sch
20	Georgetown (Ky.)	23-27	A
21	Kentucky	18-20	A
27	Western Reserve	27-21	Sch
M 6	Denison	24-77	A
13	Miami(O.)	31-30	Sch

## 1914-15 Won 3, Lost 8

Coach—George Little  
Captain—Prosper Russo

Date	Opponent	Score	Site
J 15	Wittenberg	19-31	Sch
22	Kenyon	26-32	A
23	Wittenberg	8-25	A
28	Miami(O.)	13-28	A
F 5	Denison	13-48	Sch
12	Capital	17-42	A
19	Ohio	13-50	Sch
20	Akron	34-16	Sch
26	Kenyon	25-21	Sch
M 5	Ohio	10-32	A
12	Miami(O.)	34-21	Sch

## 1915-16 Won 1, Lost 9

Coach—George Little  
Captain—Earl Harrington

Date	Opponent	Score	Site
J 14	Kentucky	24-37	A
21	Wittenberg	24-49	Sch
22	Kenyon	32-35	Sch
29	Miami(O.)	21-35	Sch
F 4	Wittenberg	18-36	A
11	Kenyon	31-15	A
19	Kentucky	10-34	Sch
25	Western Reserve	28-30	Sch
M 3	Denison	9-47	A
10	Miami(O.)	16-37	A

## 1916-17 Won 3, Lost 8

Coach—Ion Cortright  
Captain—Howard Justice

Date	Opponent	Score	Site
J 13	Ohio Northern	33-20	Sch
19	Denison	18-39	A
20	Otterbein	33-35	A
27	Kenyon	29-44	Sch
F 3	Miami(O.)	24-37	A
10	Mount Union	33-34	Sch
16	Wittenberg	30-37	A
17	Ohio	28-23	A

24 Wittenberg ..... 33-29 Sch  
M 3 Denison ..... 26-38 Sch  
6 Miami(O.) ..... 9-25 Sch

## 1917-18 Won 2, Lost 6

Coach—Whitelaw Morrison  
Captain—E. Asbury

Date	Opponent	Score	Site
J 13	Ohio Wesleyan	25-29	Sch
27	Miami(O.)	25-43	A
F 2	Ohio	15-26	Sch
14	Wittenberg	32-11	Sch
21	Miami(O.)	18-27	Sch
27	Wittenberg	22-13	A
M 1	Kenyon	19-52	A
2	Ohio Wesleyan	9-15	A

## 1918-19 Won 3, Lost 11

Coach—Boyd Chambers  
Captain—Albert Goodman

Date	Opponent	Score	Site
J 3	Ft. Thomas (Ky.)	28-18	Sch
10	Capital	21-28	Sch
17	Kenyon	29-19	Sch
22	Ohio Wesleyan	22-38	Sch
25	Miami(O.)	14-17	A
31	Kentucky	28-18	Sch
F 6	Denison	14-35	A
7	Capital	17-42	A
8	Ohio Wesleyan	18-32	A
17	Indiana	24-38	Sch
21	Kentucky	21-34	A
27	Wittenberg	11-42	A
M 1	Denison	16-28	A
7	Miami(O.)	17-23	A

## 1919-20 Won 5, Lost 9

Coach—Boyd Chambers  
Captain—Nat Cantor

Date	Opponent	Score	Site
J 3	Ohio State	13-15	Sch
9	Kenyon	14-16	Sch
17	Kentucky	22-19	Sch
23	Ohio Northern	29-26	Sch
24	Wittenberg	27-28	A
31	Miami(O.)	20-16	A
F 6	Ohio Wesleyan	22-31	Sch
13	Ohio	31-20	A
14	Marietta	17-21	A
19	Indiana	12-36	A
21	Mount Union	18-37	Sch
27	Wittenberg	19-27	Sch
M 4	Miami(O.)	26-17	Sch
13	Denison	22-26	Sch

F—Edgar Coons, Fred Schierloh, C—Elwood Haas, G—Clarence Irwin, Morris Ulrich, Res—G. Carleton Brown, Sam Seltz.

## 1920-21 Won 10, Lost 11

Coach—Boyd Chambers  
Captain—Edgar Coons

Date	Opponent	Score	Site
D 9	Central YMCA	26-25	Sch
15	Cincinnati Gym	30-31	A
18	Cedarville	63-7	Sch
21	Portsmouth Selects	42-28	A
22	Huntington H.S.	48-5	A
23	Charleston Barac	50-24	A
31	Princeton	16-30	Sch
J 7	Louisville	36-16	Sch
14	Kenyon	30-10	Sch
21	Ohio	13-28	Sch
26	Kentucky	19-26	Sch
29	Ohio Wesleyan	24-26	Sch
F 4	Heidelberg	14-10	Sch
7	Wittenberg	10-36	A
12	Miami(O.)	17-26	A
17	Akron	19-24	Sch
22	Otterbein	30-29	Sch
26	Wittenberg	15-21	Sch
M 5	Miami(O.)	38-25	Sch
10	Ohio Wesleyan	22-30	A
12	Denison	18-23	Sch

F—Edgar Coons, Fred Schierloh, C—Joseph Linneman, G—Edwin Hibarger, Clarence Irwin, Res—Sam Seltz, Morris Ulrich.



## 1922-23 Won 13, Lost 9

Coach—Boyd Chambers  
Captain—Joseph Linneman

Date	Opponent	Score	Site
D 8	Antioch	24-22	Sch
13	Central YMCA	19-26	A
16	Georgetown (Ky.)	36-19	Sch
23	Maine	(ot) 33-32	Sch
28	Vanderbilt	42-24	Sch
30	Coons All-Stars	33-24	Sch
J 6	Ohio	17-18	A
13	Heidelberg	39-20	Sch
20	Oberlin	28-15	A
22	Akron	20-33	A
27	Ohio	27-26	Sch
F 3	Covington YMCA	25-32	A
5	Kentucky	33-24	A
10	Wittenberg	24-34	A
15	Muskingum	42-23	Sch
17	Oberlin	44-30	Sch
21	Miami (O.)	16-19	A
24	Ohio Northern	28-20	Sch
M 1	Denison	14-33	Sch
2	Kenyon	35-24	Sch
5	Wooster	21-22	Sch
10	Miami (O.)	22-27	Sch

F—Edwin Hibarger, Carson Hoy, C—Joseph Linneman, G—Albert Ernst, Harry Hacken, Res—William Baildon.

## 1923-24 Won 11, Lost 8

Coach—Boyd Chambers  
Captain—Carson Hoy

Date	Opponent	Score	Site
D 15	Portsmouth Selects	19-16	A
21	Michigan	14-25	Sch
29	Yale	21-38	Sch
J 4	Kenyon	21-20	Sch
5	Wooster	24-7	A
12	Denison	26-20	A
18	Wittenberg	35-21	A
19	Muskingum	24-10	Sch
23	Otterbein	23-19	A
26	Ohio	18-19	Sch
F 2	Alumni	22-25	Sch
9	Wittenberg	27-19	Sch
16	Virginia	27-31	Sch
21	Akron	25-29	Sch
23	Ohio	13-24	A
28	Denison	16-27	Sch
M 6	Otterbein	37-17	Sch
8	Miami (O.)	28-21	A
15	Miami (O.)	27-25	Sch

F—Carson Hoy (150 pts), Wesley Schmid (27), C—Clark Valentiner (79), G—Harry Hacken (64), Robert Klein (75), Res—Victor Sicking (48).

## 1924-25 Won 5, Lost 14

Coach—Boyd Chambers  
Captain—Clark Valentiner

Date	Opponent	Score	Site
D 13	Kentucky	23-28	A
20	Louisville	29-18	Sch
22	National Dairy	29-15	Sch
29	Alumni	37-29	Sch
J 2	Indiana	7-51	A
3	Kentucky	24-20	Sch
9	Kenyon	20-21	Sch
10	Ohio	27-34	A
16	Akron	12-26	A
24	Ohio Wesleyan	19-42	Sch
31	Heidelberg	17-22	Sch
F 6	Oberlin	15-27	Sch
14	Dayton	25-26	Sch
21	Ohio Northern	25-27	A
27	Denison	21-33	Sch

M 3	Denison	20-29	A
7	Miami (O.)	29-30	Sch
10	Heidelberg	21-20	A
14	Miami (O.)	18-23	A

F—Wesley Schmid, Victor Sicking, C—Ethan Allen, G—Robert Klein, Clark Valentiner, Res—Harry Hacken, Jonah Mehl.

## 1925-26 Won 17, Lost 2

**Buckeye Ath. Assoc. Champions**  
Coach—Boyd Chambers  
Captain—Wesley Schmid

Date	Opponent	Score	Site
D 12	Berea	29-19	Sch
19	Marietta	43-17	Sch
23	Central YMCA	36-21	A
26	Cincinnati Gym	41-26	A
J 2	Alumni	46-27	Sch
8	Akron	28-16	Sch
9	Denison	24-28	A
15	Wittenberg	37-34	A
16	Ohio Wesleyan	49-35	Sch
22	Muskingum	26-20	A
23	Kenyon	38-40	A
30	Ohio	29-27	A

F 5 Denison ..... 31-27 Sch  
6 Ohio Wesleyan ..... 29-19 A  
10 Wittenberg ..... 49-38 Sch  
12 Kenyon ..... 45-27 Sch  
20 Miami (O.) ..... 46-19 A  
26 Ohio ..... 30-26 Sch  
M 6 Miami (O.) ..... 49-34 Sch

F—Richard Dial (115 pts), Jonah Mehl (118), C—Richard Bolton (171), G—Ethan Allen (164), Wesley Schmid (69), Res—Robert Klein (12), Clark Valentiner (4). *Stats exclude Mar. 6 Miami (O.) game.*

## 1926-27 Won 13, Lost 5

Coach—Boyd Chambers  
Captain—Jonah Mehl

Date	Opponent	Score	Site
D 10	Berea	77-27	Sch
18	Kentucky	48-10	A
21	Georgia Tech	52-25	Sch
27	Kentucky	51-22	Sch
J 1	Princeton	27-25	Sch
8	Wilmington	43-21	Sch
14	Denison	23-25	A
15	Muskingum	43-21	Sch
18	Ohio Wesleyan	28-33	A
21	Ohio	48-20	Sch
29	Wittenberg	55-27	Sch
F 5	Wittenberg	36-38	A
7	Ohio Wesleyan	55-27	Sch
12	Miami (O.)	41-31	A
17	Denison	27-31	Sch
19	Central YMCA	41-39	Sch
26	Ohio	24-31	A
M 5	Miami (O.)	23-22	Sch

F—Richard Dial (110 pts), Jonah Mehl (85), C—Richard Bolton (249), G—Milton Dine (49), Sidney Meyers (102), Res—Dan Earley (87), Richard Franz (45), Richard Bryant (4).

## 1927-28 Won 14, Lost 4

**Buckeye Ath. Assoc. Champions**  
Coach—Boyd Chambers  
Captain—Richard Bolton

Date	Opponent	Score	Site
D 10	Cedarville	69-19	Sch
14	Central YMCA	38-33	A
17	Clemson	42-16	Sch
19	L.B. Harrison	(ot) 40-37	A
31	Indiana	41-56	Sch

J 2	Princeton	51-27	Sch
7	Ohio	28-27	Sch
14	Miami (O.)	(ot) 36-35	A
18	Ohio Wesleyan	25-22	A
21	Wittenberg	48-46	Sch
28	Denison	29-19	A
F 4	Wilmington	38-25	Sch
11	Denison	50-26	Sch
18	Wittenberg	39-30	A
22	Ohio	33-46	A
25	Ohio Wesleyan	31-26	Sch
M 1	Miami (O.)	38-39	Sch
7	Xavier	25-29	A

F—Richard Dial (74 pts), William Popp (121), C—Richard Bolton (159), G—Ellis Flax (117), Dan Earley (91), Res—Richard Franz (53), John Allin (34), Frank Johnson (27).

## 1928-29 Won 13, Lost 4

**Buckeye Ath. Assoc. Champions**  
Coach—Frank Rice  
Captain—Dan Earley

Date	Opponent	Score	Site
D 15	Cedarville	32-28	Sch
19	Central YMCA	27-34	A
21	L.B. Harrison	35-21	Sch
29	Central YMCA	37-30	Sch
31	Georgetown (Ky.)	40-27	Sch
J 3	Wittenberg	(ot) 40-45	A
12	Miami (O.)	47-38	A
16	Ohio Wesleyan	40-42	Sch
19	Denison	27-25	A
25	Ohio	36-34	Sch
F 2	Wittenberg	25-21	Sch
9	Denison	37-35	Sch
13	Wilmington	32-24	Sch
16	Ohio Wesleyan	34-54	A
22	Ohio	38-36	A
27	Dayton	33-22	Sch
28	Miami (O.)	40-32	Sch

F—Daniel Earley (115 pts), John Allin (42), Willard Gerves (31), C—William Popp (162), G—Richard Franz (79), Si Kunz (38), Res—Ray Barsdale (16), William Berwanger (40), Ben Moskowitz (50).

## 1929-30 Won 14, Lost 4

**Buckeye Ath. Assoc. Champions**  
Coach—Frank Rice  
Captain—William Popp

Date	Opponent	Score	Site
D 11	Rio Grande	49-13	Sch
13	Cedarville	52-26	Sch
18	Georgetown (Ky.)	40-12	Sch
20	Central YMCA	41-30	Sch
J 4	Central YMCA	(ot) 30-34	A
11	Denison	33-27	A
14	Ohio Wesleyan	32-29	Sch
18	Miami (O.)	30-27	A
21	Wittenberg	21-19	Sch
25	Ohio	37-21	Sch
28	Dayton	24-20	A
F 1	Denison	45-20	Sch
3	Muskingum	31-28	Sch
8	Ohio Wesleyan	25-36	A
15	Wittenberg	18-29	A
19	Dayton	(ot) 37-35	Sch
22	Ohio	36-41	A
M 1	Miami (O.)	35-33	Sch

F—Howard Nelson (26 pts), William Popp (183), C—Si Kunz (58), G—William Berwanger (106), Ellis Flax (93), Res—William Gerves (82), John Kiessling (18), Robert Wright (14).

## 1930-31 Won 2, Lost 15

Coach—Frank Rice  
Captain—Ray Barsdale

Date	Opponent	Score	Site
D 5	Michigan St.	8-22	A
6	Detroit	25-34	A
12	Butler	12-36	A
19	DePauw	22-30	Sch
J 2	Cornell	16-20	Sch
3	Brigham Young	27-41	Sch
10	Denison	25-15	Sch
14	Muskingum	24-39	A
17	Ohio Wesleyan	25-27	Sch
24	Miami (O.)	24-18	A
31	Ohio	22-28	Sch
F 2	Detroit	20-37	Sch
7	DePauw	13-28	A
11	Denison	24-42	A
14	Ohio Wesleyan	22-37	A
18	Ohio	14-32	A
21	Miami (O.)	19-43	Sch

F—Howard Nelson (55 pts), William Kisker (23), C—Robert Benham (29), G—Ray Barsdale (51), Robert White (22), Res—Ralph Gehringer (13), Frank Johnson (42), Jules Schuck (25).

## 1931-32 Won 4, Lost 11

Coach—Frank Rice  
Captains—Ray Barsdale, Robert Reuss

Date	Opponent	Score	Site
D 11	Georgetown (Ky.)	41-23	Sch
18	Dayton	37-29	Sch
J 2	DePauw	23-25	A
8	Wittenberg	17-28	A
12	Ohio Wesleyan	(ot) 24-26	Sch
15	DePauw	26-27	Sch
20	Denison	24-25	A
23	Miami (O.)	32-26	A
F 5	Ohio	23-42	A
6	Muskingum	21-29	A
9	Wittenberg	34-44	Sch
18	Ohio Wesleyan	28-60	A
22	Denison	36-42	Sch
25	Ohio	34-32	Sch
29	Miami (O.)	26-30	Sch

F—Ray Barsdale (37 pts), Robert Reuss (57), C—Jules Schuck (90), G—Olen Grandle (96), Thomas Slaughter (37), Res—Chester Smith (67), W.T. Starrick (11).

## 1932-33 Won 9, Lost 9

Coach—John Halliday

Date	Opponent	Score	Site
D 9	Indiana	12-41	A
10	Georgetown (Ky.)	35-29	Sch
14	Dayton	39-34	Sch
17	DePauw	15-34	Sch
30	Wilmington	35-29	A
J 1	Alumni	37-39	Sch
J 7	Wittenberg	28-26	Sch
14	Ohio Wesleyan	30-47	A
18	Marshall	27-41	A
21	Ohio	(ot) 28-32	Sch

F 1	Ky. Wesleyan	58-36	Sch
4	Miami (O.)	40-26	A
7	DePauw	16-15	A
11	Wittenberg	26-39	A
14	Ohio Wesleyan	31-39	Sch
17	Marshall	31-28	Sch
22	Ohio	19-31	A
25	Miami (O.)	35-29	Sch

F—Robert Wright (45 pts), Chester Smith (73), C—William Summerville (105), G—Clark Ballard (58), Olen Grandle (122), Res—Roy Fricke (36), Jules Schuck (53).

## 1933-34 Won 12, Lost 7

Coach—Tay Brown  
Captain—Olen Grandle

Date	Opponent	Score	Site
D 11	Pennsylvania	73-22	Sch
15	Georgetown (Ky.)	52-17	Sch
16	Kentucky	25-31	A
22	Hanover	27-25	A
28	Wilmington	(ot) 22-25	Sch
30	Alumni	60-38	Sch
J 5	Hanover	33-34	Sch
6	Marshall	25-35	A
13	Wittenberg	56-36	Sch
20	Ohio Wesleyan	31-36	Sch
27	Ohio	36-38	Sch
F 3	Miami (O.)	35-30	A
5	Denison	37-33	A
10	Ohio Wesleyan	29-45	A
14	Wittenberg	38-34	A
17	Marshall	41-32	Sch
20	Ohio	33-30	A
23	Denison	43-34	Sch
26	Miami (O.)	43-33	Sch

F—Carl Austing (256 pts), William Summerville (118), C—Chester Smith (36), G—Clark Ballard (72), Olen Grandle (111), Res—William Raidt (64), Larry Trame (19).

## 1934-35 Won 16, Lost 3

Coach—Tay Brown  
Captain—Carl Austing

Date	Opponent	Score	Site
D 12	Hanover	48-34	Sch
15	Wilmington	50-18	Sch
19	Dayton	49-18	Sch
21	Ky. Wesleyan	48-18	Sch
31	Vanderbilt	47-20	Sch
J 4	Western Kentucky	26-25	A
5	Vanderbilt	46-20	A
8	Indianapolis	37-32	Sch
12	Marshall	50-40	A
15	Hanover	42-35	A
19	Miami (O.)	40-30	Sch
22	Ohio Wesleyan	(2ot) 39-41	Sch
26	Ohio	43-38	Sch
30	Indianapolis	22-37	A
F 6	Loyola (Ill.)	37-23	A
9	Miami (O.)	33-23	A
12	Ohio	39-33	A
15	Marshall	48-27	Sch
22	Ohio Wesleyan	21-33	A

### Home Courts Key

SC—Fifth Third Arena at Shoemaker Center  
CG—Cincinnati Gardens  
FH—Armory Fieldhouse  
RC—U.S. Bank Arena (formerly Riverfront Coliseum)

MH—Music Hall  
Sch—Schmidlapp Gym  
Cen—Central High School  
Mc—McMicken Gym  
XS—Schmidt Fieldhouse



F—William Raidt (69 pts), William Summerville (96), C—Carl Austing (222), G—Robert Biedenbender (60), Clark Ballard (116), Res—Charles Emmerich (27), William Lloyd (114), Larry Trame (28).

## 1935-36 Won 10, Lost 7

Coach—Tay Brown

Date	Opponent	Score	Site
D 13	Wilmington	46-29	Sch
19	Akron Goodyear	14-43	Sch
28	Butler	26-39	A
J 3	Alumni	45-25	Sch
11	Ohio Wesleyan	26-24	Sch
16	Dayton	39-27	Sch
18	Marshall	41-34	A
22	Ohio	34-29	A
30	Akron Goodyear	32-41	A
F 5	Miami (O.)	36-34	Sch
8	Ohio	35-34	Sch
11	Dayton	35-23	A
14	Marshall	51-33	Sch
15	Toledo	33-36	A
22	Ohio Wesleyan	30-44	A
29	Miami (O.)	23-28	A
M 12	Indianapolis	36-46	A

F—Lou Capelle (151 pts), William Raidt (132), C—William Lloyd (128), G—Howard Brown (6), Richard Gullick (55), Res—Milton Brooks (18), Charles Emmerich (19), Landon Gant (15), Warren Hensel (24).

## 1936-37 Won 9, Lost 10

Coach—Tay Brown

Date	Opponent	Score	Site
D 4	Indiana	13-46	A
12	Wilmington	41-21	Sch
16	Indianapolis	28-32	Sch
18	Mount Union	30-33	A
19	Western Reserve	28-34	A
J 2	Wittenberg	36-27	Sch
5	Ohio	34-39	A
9	Marshall	33-38	A
12	Miami (O.)	37-25	Sch
15	Toledo	34-47	Sch
F 9	Indianapolis	25-33	A
13	Marshall	53-56	Sch
16	Dayton	35-32	A
20	Western Reserve	37-32	Sch
22	Ohio Wesleyan	28-26	A
25	Ohio Wesleyan	29-24	Sch
28	Miami (O.)	40-32	A
M 1	Dayton	45-29	Sch
3	Ohio	26-34	Sch

F—Gordon Liff (100 pts), Robert Dalton (73), C—Lou Capelle (169), G—Warren Hensel (80), Robert Kamp (96), Res—Herb List (24), Dick Norton (31), Larry Trame (20).

## 1937-38 Won 6, Lost 11

Coach—Walter Van Winkle

Captain—Robert Biedenbender

Date	Opponent	Score	Site
D 8	Georgetown (Ky.)	44-34	Sch
10	Wilmington	33-26	Sch
17	Mount Union	27-29	Sch
18	Kentucky	21-38	A
J 1	Butler	25-38	A
4	Miami (O.)	36-34	A
8	Ohio	42-37	Sch
14	Western Reserve	18-35	Sch
15	Marshall	32-63	A
22	Dayton	30-32	Sch
29	Ohio Wesleyan	39-27	Sch

F 1	Ohio	35-40	A
5	Wittenberg	27-30	A
12	Dayton	28-34	A
18	Marshall	27-38	Sch
22	Ohio Wesleyan	30-34	A
26	Miami (O.)	38-29	Sch

F—Milton Brooks (45 pts), Gordon Liff (125), C—Robert Biedenbender (103), G—Robert Kamp (82), Ed Jucker (95), Res—John Huheey (16), Richard Powell (13), Richard Van Veen (18).

## 1938-39 Won 12, Lost 5

Coach—Walter Van Winkle

Captain—Robert Biedenbender

Date	Opponent	Score	Site
D 7	Georgetown (Ky.)	47-31	Sch
10	Morehead (Ky.)	40-19	Sch
14	Wayne (MI)	36-53	N
17	Kentucky	27-44	A
21	Louisville	54-41	A
23	Wilmington	38-27	Sch
30	Toledo	25-43	A
J 5	Miami (O.)	43-31	A
10	Dayton	46-27	Sch
14	Louisville	62-17	Sch
17	Marshall	22-23	A
21	Alumni	51-40	Sch
F 4	Dayton	27-40	A
7	Wilmington	49-36	A
11	Western Reserve	40-30	A
18	Marshall	35-30	Sch
22	Miami (O.)	46-31	Sch

F—Robert Biedenbender (69 pts), Gordon Liff (135), C—Lou Capelle (166), G—Ed Jucker (131), Robert Kamp (83), Res—Robert Dalton (29), Frank Wones (25), John McCardle (13).

## 1939-40 Won 8, Lost 9

Coach—Clark Ballard

Captain—Ed Jucker

Date	Opponent	Score	Site
D 6	Notre Dame	17-54	A
9	Georgetown (Ky.)	33-18	Sch
13	Hanover	41-57	A
16	Kentucky	39-30	A
20	Centre	42-30	Sch
22	Wilmington	(2ot) 40-36	Sch
J 6	Toledo	35-42	A
10	Miami (O.)	42-49	Sch
15	Alumni	38-41	Sch
20	Hanover	43-31	Sch
25	Wilmington	(ot) 38-37	A
30	Akron	48-31	A
F 6	Ohio	48-60	A
10	Dayton	36-42	A
17	Dayton	41-31	Sch
24	Ohio	37-60	Sch
28	Miami (O.)	31-42	A

F—Richard Powell (77 pts), Robert Dalton (60), C—Ted Deskins (155), G—Ed Jucker (155), John McCardle (27), Res—Frank Wones (47), John Huheey (46), Sid Friedman (59).

## 1940-41 Won 6, Lost 12

Coach—Clark Ballard

Captain—Sid Friedman

Date	Opponent	Score	Site
D 3	Ky. Wesleyan	34-29	Sch
7	Georgetown (Ky.)	56-41	Sch
12	Centre	48-25	Sch
18	Hanover	36-46	Sch
21	Wilmington	38-25	Sch
J 7	Akron	25-28	Sch

11	Marietta	36-34	Sch
14	Toledo	38-56	A
17	West Virginia	43-47	Sch
21	Ohio	51-42	Sch
25	Dayton	29-43	A
29	Wilmington	26-31	A
F 1	Hanover	41-42	A
4	Ohio	42-57	A
8	Miami (O.)	36-45	Sch
15	West Virginia	36-55	A
19	Dayton	37-44	Sch
27	Miami (O.)	35-41	A

F—Don Davis (147 pts), Sid Friedman (134), C—Frank Bottenhorn (130), G—John Huheey (91), John McCardle (45), Res—Ellis King (39), Norm Kravitz (26), George Larson (25), Dick Norton (27).

## 1941-42 Won 10, Lost 10

Coach—Clark Ballard

Captain—Ellis King

Date	Opponent	Score	Site
N 29	Georgetown (Ky.)	29-33	Sch
D 10	Morehead (Ky.)	47-38	Sch
13	Wooster	32-43	Sch
18	Marietta	55-44	A
20	Wilmington	54-21	Sch
J 3	Hanover	60-41	Sch
10	Miami (O.)	36-26	A
13	Toledo	41-50	Sch
22	Michigan St.	30-37	A
24	Dayton	39-47	Sch
28	Wilmington	57-38	A
31	Ohio	41-28	Sch
F 3	Akron	32-42	A
6	Michigan St.	30-36	Sch
10	Wayne (Mich.)	43-51	Sch
14	Dayton	37-42	A
17	Ohio	41-51	A
21	Hanover	61-57	A
25	Miami (O.)	63-59	Sch
28	Alumni	37-33	Sch

F—Nate Kabakoff (163 pts), Ellis King (138), C—Frank Bottenhorn (144), G—Elbie Nickel (154), Will Stargel (77), Res—Norman Kravitz (58), Russ Merten (37), William Mire (36).

## 1942-43 Won 9, Lost 10

Coach—Bob Reuss

Date	Opponent	Score	Site
D 5	Wilmington	38-31	Sch
9	Georgetown (Ky.)	52-40	Sch
12	Kentucky	39-61	A
15	Wittenberg	49-48	Sch
19	Ohio	39-51	A
J 2	Ohio	33-48	Sch
9	Akron	35-43	Sch
12	Miami (O.)	54-44	Sch
16	Wilmington	50-30	A
23	Dayton	34-54	A
29	Mount Union	49-54	A
30	Wooster	40-39	A
F 4	Hanover	67-33	Sch
10	Toledo	34-50	A
12	West Reserve	(ot) 52-55	XS
19	Dayton	34-47	XS
23	Hanover	52-48	A
27	Miami (O.)	50-41	A
M 3	Xavier	37-51	A

F—Charles Lees (112 pts), Alkie Richards (115), C—Ken Taglauer (92), G—Nate Kabakoff (176), Harold Schneider (194), Res—Frank Bottenhorn (53), Russ Merten (50).

## 1943-44 Won 6, Lost 5

Coach—Bob Reuss

Date	Opponent	Score	Site
D 11	Wilmington	49-34	A
18	Kentucky	30-58	A
J 10	Wilmington	46-21	A
15	Ohio	41-40	A
22	Marshall	49-55	A
28	Miami (O.)	52-66	A
31	Wright Field	71-32	A
F 5	Ohio	32-34	Sch
12	Kentucky	34-38	Sch
16	Marshall	65-37	Sch
19	Wright Field	28-23	Sch

F—Harold Schneider (153 pts), Verne Ullom (61), C—John Mueller (136), G—Ken Guise (39), Myron Rheinhardt (34), Res—Bill Chambers (51), T. Wearly (14).

## 1944-45 Won 8, Lost 9

Coach—Ray Farnham

Captain—John Mueller

Date	Opponent	Score	Site
D 1	Morehead (Ky.)	24-35	Sch
9	Kentucky	24-66	A
16	Wilmington	66-21	Sch
22	Cin. Ferry Com.	64-42	Sch
J 5	Wayne (Mich.)	39-49	A
6	Michigan St.	39-37	A
12	Michigan St.	54-50	Sch
15	Marshall	37-75	A
19	Ohio	36-61	Sch
25	Wilmington	52-40	A
F 3	Marshall	36-34	Sch
7	Miami (O.)	36-55	A
10	Ohio	40-48	A
15	Miami (O.)	45-40	Sch
17	Akron	38-66	A
20	Wayne (Mich.)	57-40	Sch
24	Kentucky	35-65	Sch

F—Ray Penno (68 pts), Harold Schneider (135), C—John Mueller (196), G—Arnold Brinn (47), Ken Guise (134), Res—Dan Walters (64), Walt Faught (43).

## 1945-46 Won 8, Lost 13

Coach—Ray Farnham

Date	Opponent	Score	Site
D 8	Wilmington	30-22	XS
11	Dayton	45-28	Sch
15	Kentucky	31-67	A
18	Indiana	44-54	A
J 4	Wayne (Mich.)	38-45	A
5	Michigan St.	38-69	A
12	Louisville	40-59	A
15	Dayton	37-48	A
19	Marshall	49-47	Sch
22	Louisville	39-61	Sch
24	Wilmington	74-39	A
26	Ohio	43-46	A
31	Wayne (Mich.)	58-47	Sch
F 4	Michigan St.	39-69	XS
9	Miami (O.)	35-40	A
11	Indiana	22-60	XS
13	Marshall	53-60	A
16	Ohio	39-45	Sch
21	Miami (O.)	57-36	Sch
23	Akron	58-40	Sch
27	Xavier	53-39	A

F—John Mueller (95 pts), Bob Siekmann (169), C—Bill Westerfeld (264), G—Alex Chrobak (108), Ken Guise (114), Res—Wayne Larrabee (54).

## 1946-47 Won 17, Lost 9

Mid-American Conf. Champions

Coach—John Wiethe

Captain—Bill Westerfeld

Date	Opponent	Score	Site
D 3	Ky. Wesleyan	89-64	Sch
7	Kentucky	49-80	MH
13	Western Reserve	78-61	Sch
14	Pepperdine	64-49	MH
19	Butler	53-58	A
21	Baylor	45-54	MH
28	Toronto	73-37	MH
31	Tulsa	43-42	MH
J 6	Wayne (Mich.)	47-36	A
9	Louisville	39-60	Sch
11	Western Reserve	61-58	A
15	Miami (O.)	53-46	Sch
17	Ohio	41-36	MH
25	Louisville	52-71	A
27	Dayton	58-46	Sch
31	Marshall	66-54	A
F 6	Miami (FL)	54-57	A
8	Ohio	65-67	A
11	Dayton	42-45	A
12	Manhattan	57-51	MH
18	Marshall	53-42	MH
22	Miami (O.)	52-63	A
24	Wayne (Mich.)	78-36	Sch
26	Xavier	76-51	A
M 1	Akron	57-47	A
4	Butler	61-51	Sch

F—Charles Clickner (6.8 pts), Dick Dallmer (8.8), C—Bill Westerfeld (13.8), G—Bill Anderson (4.4), Al Rubensetin (11.7), Res—Ron Davis (2.7), Ralph Richter (10.4), Dick Rusche (2.3).

## 1947-48 Won 17, Lost 7

Mid-American Conf. Champions

Coach—John Wiethe

Captain—Bill Westerfeld

Date	Opponent	Score	Site
D 5	So. Methodist	59-46	MH
13	Kentucky	31-67	MH
20	Villanova	68-70	MH
27	North Carolina St.	54-65	MH
J 3	Utah	56-49	MH
6	Western Reserve	71-55	A
9	Wayne (Mich.)	92-52	Sch
10	Valparaiso	(ot) 69-75	MH
17	Miami (O.)	52-53	A
20	Dayton	61-43	A
22	Anderson	78-60	

## 1948-49 Won 23, Lost 5

**Mid-American Conf. Champions**  
 Coach—John Wiethie  
 Captains—Dick Dallmer, Bill Westerfeld

Date	Opponent	Score	Site	Rk	UC
D 3	Cedarville	95-57	Sch	-	-
14	Ky.Wesleyan	81-46	Sch	-	-
18	Nebraska	64-46	MH	-	-
29	Colorado St.	70-43	MH	-	-
J 1	West Virginia	72-62	MH	-	-
8	Western Reserve	93-65	Sch	-	-
12	St.Francis (N.Y.)	65-48	MH	-	-
14	Ohio	78-47	Sch	-	-
15	Butler	52-74	A	19	-
18	Miami (O.)	48-36	A	-13	-
19	Texas Wesleyan	81-67	MH	-13	-
22	Western Michigan	75-57	A	-13	-
26	Phillips 76 Oilers	34-44	MH	-	-
29	West Virginia	63-81	A	-	-
F 2	Maryland	70-33	MH	-	-
5	Xavier	64-71	A	-	-
9	LaSalle	36-42	MH	-	-
12	Western Reserve	72-62	A	-	-
14	Western Michigan	90-65	Sch	-	-
17	Duquesne	58-50	A	20	-
18	St.Francis (N.Y.)	91-62	A	-	-
23	Butler	49-44	CG	11	-
26	Miami (O.)	94-36	Sch	-	-
M 1	Ohio	68-51	A	-	-
2	Duquesne	68-51	CG	-	-
4	John Carroll	55-53	A	-	-

*Cincinnati Invitational*

7	LaSalle	50-49	CG	-	-
9	Xavier	57-46	CG	-	-

F—Dick Dallmer (13.1 pts), Ralph Richter (16.4), C—Bill Westerfeld (8.1), G—Jack Laub (6.5), Al Rubenstein (9.5), Res—Tay Baker (3.8), Joe Luchi (6.2), Don Monk (2.9), Bob Frith (2.8).

## 1949-50 Won 20, Lost 6

**Mid-American Conf. Champions**  
 Coach—John Wiethie  
 Captain—Dick Dallmer

Date	Opponent	Score	Site	Rk	UC
D 6	Cedarville	84-37	Sch	-	-
10	Ky.Wesleyan	96-52	Sch	-	-
15	Kansas	56-54	CG	-	-
17	Western Kentucky	55-54	CG	-	-
J 3	Western Reserve	61-35	CG	-	-
7	Pittsburgh	63-38	CG	-	-
10	Duquesne	54-60	A	8 12	-
14	Western Michigan	66-45	CG	-12	-
16	Western Kentucky	59-84	A	14 12	-
19	West Virginia	69-59	CG	-20	-
21	Ohio	57-38	CG	-20	-
25	Ohio	76-51	A	-	-
28	Butler	64-56	A	-	-
F 2	Duquesne	54-60	CG	2	-
4	Western Michigan	74-51	A	-	-
6	Miami (O.)	71-48	CG	-	-
7	DePaul	(Zot) 59-67	A	-	-
11	West Virginia	(ot) 69-64	A	-	-
14	Butler	55-53	CG	-	-
23	Long Island	83-65	A	10	-
25	LaSalle	65-76	A	12	-
28	Miami (O.)	82-46	A	-	-
M 3	Western Reserve	101-58	A	-	-
9	Xavier	53-54	CG	-	-

*Cincinnati Invitational*

17	William & Mary	80-44	CG	-	-
18	Xavier	59-48	CG	-	-

F—Dick Dallmer (10.8 pts), Jack Laub (6.3), C—Jim Holstein (13.4), G—Joe Luchi (5.1), Al Rubenstein (8.5), Res—Tay Baker (4.2), Ralph Richter (8.7).

## 1950-51 Won 18, Lost 4

**Mid-American Conf. Champions**  
 Coach—John Wiethie  
 Captain—Joe Luchi

Date	Opponent	Score	Site	Rk	UC
D 2	Cedarville	112-44	Sch	-	-
5	Ky.Wesleyan	97-44	Sch	-	-
9	Western Kentucky	70-45	CG	-	-
16	West Texas St.	64-41	CG	-	-
21	William & Mary	89-60	CG	-17	-
28	Xavier	83-70	CG	-17	-
J 4	DePaul	52-53	CG	-17	-
6	Western Reserve	88-51	CG	-17	-
8	Duquesne	86-74	A	13 17	-
13	Pittsburgh	64-49	A	-	-
20	Western Michigan	73-65	CG	-16	-
F 3	Duquesne	69-54	CG	-16	-
6	Miami (O.)	66-52	A	-11	-
8	Western Kentucky	70-75	A	-11	-
15	Ohio	86-50	Sch	-15	-
20	Ohio	74-83	A	-18	-
24	LaSalle	62-61	A	-18	-
27	Western Reserve	84-53	A	-	-
M 1	Miami (O.)	79-51	CG	-	-
5	Western Michigan	78-68	A	-	-
8	Xavier	81-66	CG	-17	-

*NIT*

10	St. Bonavent. ... (Zot)	67-70	N	-17	-
----	-------------------------	-------	---	-----	---

F—Joe Luchi (13.1 pts), Gene Melzer (8.3), C—Jim Holstein (17.0), G—Bob Frith (10.4), Tony Trabert (7.0), Res—Larry Imburgia (24.2), Don Monk (4.2), Bob Rain (3.7).

## 1951-52 Won 11, Lost 16

**Mid-American Conf. Tourney**  
 Coach—John Wiethie  
 Captain—Jim Holstein

Date	Opponent	Score	Site	Rk	UC
N 28	Chase	97-55	Sch	-	-
D 1	Wilmington	115-50	Sch	-	-
7	Western Michigan	83-77	N	-	-
8	Toledo	44-45	A	-	-
15	Western Kentucky	71-76	CG	-	-
19	William & Mary	71-61	CG	-	-
29	Xavier	70-77	CG	-	-
J 3	Duquesne	41-71	CG	-	-
5	Western Reserve	107-52	CG	-	-
12	Toledo	55-57	A	-	-
15	Ohio	66-78	A	-	-
18	Western Michigan	56-62	A	-	-
19	St. Bonaventure	58-77	A	6	-
26	Toledo	56-54	CG	-	-
30	Western Kentucky	63-79	A	-	-
F 1	Ohio	82-66	CG	-	-
2	DePaul	48-62	A	19	-
5	Miami (O.)	56-70	CG	-	-
9	St. Bonaventure	55-67	CG	4	-
13	Xavier	68-63	CG	-	-
16	Western Michigan	63-56	CG	-	-
18	Duquesne	64-76	A	3	-
21	St. John's (N.Y.)	64-76	A	8	-
26	Western Reserve	98-52	A	-	-
29	William & Mary	82-76	A	-	-
M 1	North Carolina St.	64-77	A	-	-
4	Miami (O.)	79-82	A	-	-

F—Jim Holstein (15.7 pts/12.0 reb), Gene Melzer (8.5/4.9), C—Al Armstrong (6.1/7.1), G—Fred Moeves (5.7/2.1), Bob Rain (8.5/2.8).

## 1952-53 Won 11, Lost 13

**Mid-American Conf. Tourney**  
 Coach—George Smith  
 Captain—Tom Osterman

Date	Opponent	Score	Site	Rk	UC
D 12	Kent	66-72	A	-	-
13	Western Reserve	71-61	A	-	-
16	Western Kentucky	76-77	CG	11	-
22	Tennessee	78-74	CG	-	-

## Holiday Festival

27	Manhattan	60-75	N	-	-
29	LaSalle	66-81	N	1	-
J 3	North Carolina St.	72-77	CG	11	-
6	Xavier	78-81	CG	-	-
8	Western Kentucky	76-84	A	10	-
12	Duquesne	76-93	A	-	-
16	Western Michigan	76-67	CG	-	-
20	DePaul	67-68	CG	-	-
23	Duquesne	72-69	CG	-	-
30	Ohio	78-64	CG	-	-
F 3	Miami (O.)	75-96	CG	-	-
6	Toledo	74-81	CG	-	-
7	Western Reserve	88-72	Sch	-	-
10	Xavier	68-70	CG	-	-
14	Western Michigan	92-77	A	-	-
17	Ohio	75-73	Sch	-	-
20	Kent	94-63	CG	-	-
25	Toledo	81-79	A	-	-
28	North Carolina St.	64-100	A	13	-
M 5	Miami (O.)	78-76	A	-	-

F—Bill Lammert (11.7 pts/9.4 reb), Tom Osterman (4.6/3.8), C—Jack Twyman (15.0/15.1), G—Joe Okruhlica (6.0/2.2), Bob Rain (13.4/4.4), Res—Larry Imburgia (13.4/7.6), Fred Moeves (10.3/3.5), Dick Voegel (8.2/8.8).

## 1953-54 Won 11, Lost 10

**Mid-American Conf. Tourney**  
 Coach—George Smith  
 Captain—Fred Moeves, Joe Okruhlica

Date	Opponent	Score	Site	Rk	UC
D 1	Union (Ky.)	98-59	Sch	-	-
5	Indiana	65-78	A	-	-
12	Tennessee	87-69	A	-	-
15	Western Kentucky	71-74	CG	10	-
17	Toledo	77-60	CG	-	-
21	Michigan	81-62	CG	-	-

*All-College Tournament*

29	Wyoming	54-64	N	20	-
30	Tulsa	70-76	N	-	-
31	Furman	93-77	N	-	-
J 6	Xavier	77-58	CG	-	-
11	Duquesne	60-80	A	2	-
16	West Michigan	102-71	CG	-	-
22	Dayton	69-71	CG	-	-
30	Toledo	73-75	A	-	-
F 6	Miami (O.)	66-58	CG	-	-
10	Xavier (O.)	81-76	CG	-	-
13	Western Michigan	92-63	A	-	-
17	Dayton	66-91	A	17	-
22	Western Kentucky	77-92	A	4	-
26	Duquesne	66-52	CG	1	-
M 4	Miami (O.)	79-88	A	-	-

F—Bill Lammert (15.3 pts/8.8 reb), Phil Wheeler (8.6/9.0), C—Jack Twyman (21.8/16.5), G—Fred Moeves (10.6/1.9), Joe Okruhlica (5.7/2.3), Res—Willie Ernst (6.0/3.8), Dick Voegel (4.8/5.6).

## 1954-55 Won 21, Lost 8

**Mid-American Conf. Tourney**  
 Coach—George Smith  
 Captain—Bill Lammert, Jack Twyman

Date	Opponent	Score	Site	Rk	UC
D 1	Union (Ky.)	106-71	Cen	-	-
4	Bradley	96-76	A	-	-
8	Hanover	93-50	Cen	-	-
11	Colorado St.	99-70	Cen	-	-
14	Western Kentucky	75-85	A	-	-
18	Indiana	97-65	FH	-	-
20	Pacific	97-59	FH	-	-

*All-American Tournament*

27	Mississippi	78-70	N	-	-
29	Evansville	82-62	N	-	-
30	Maryland	61-78	N	-	-
J 1	Oklahoma City	68-67	FH	-	-
6	Xavier	64-67	CG	-	-
8	Toledo	79-66	A	-	-
12	Dayton	85-78	A	-	-
15	Morehead (Ky.)	116-75	FH	-	-
22	Miami (O.)	86-80	A	-	-

26	Ball State	113-65	FH	-	-
29	Western Kentucky	101-92	FH	-	-
F 3	Seton Hall	88-78	N	-	-
4	Siena	83-63	A	-	-
9	Xavier	70-69	FH	-17	-
11	Centenary	79-50	FH	-17	-
14	Duquesne	67-81	A	-17	-
18	Dayton	69-80	FH	-12	-
25	Duquesne	60-68	FH	-17	-
M 2	Miami (O.)	71-77	FH	-	-

*NIT*

14	Niagara	(Zot) 85-83	N	-	-
17	Duquesne	51-65	N	-	-
19	St. Francis (Pa.)	96-91	N	-	-

F—Jack Twyman (24.6 pts/16.5 reb), Phil Wheeler (13.2/10.6), C—Dave Plunkett (10.6/9.2), G—Bill Lammert (13.4/7.6), Frank Nimmo (11.6/5.0), Res—Willie Ernst (4.4/2.3), Tom Hood (3.0/3.6).

## 1955-56 Won 17, Lost 7

**Mid-American Conf. Tourney**  
 Coach—George Smith  
 Captain—Phil Wheeler

Date	Opponent	Score	Site	Rk	UC
D 3	Pepperdine	107-71	FH	-	-
7	Tennessee	109-82	FH	-	-
10	Western Kentucky	83-54	FH	-	-
16	Dayton	57-66	FH	7 14	-
19	Indiana	61-80	A	18 14	-
21	DePauw	87-58	FH	-	-

*Richmond (VA) Holiday Tourney*

28	Virginia	93-69	N	-	-
29	Seton Hall	82-81	N	-	-
30	Richmond	89-60	A	-	-
J 7	Duquesne	74-52	FH	-20	-
9	Loyola (La.)	85-53	FH	-20	-
14	E.Tennessee St.	93-55	FH	-	-
17	Xavier	71-66	CG	-	-
21	Miami (O.)	79-61	FH	-	-
28	Saint Louis	86-104	A	18 14	-
F 2	St. John's (N.Y.)	93-78	A	-	-
8	Xavier	(ot) 72-79	FH	-20	-
11	Morehead (Ky.)	119-113	FH	-20	-
13	Duquesne	95-79	A	-20	-
18	Toledo	99-74	FH	-	-
21	Western Kentucky	74-85	A	-	-
25	Washington & Lee	87-57	FH	-	-
29	Miami (O.)	81-89	A	-	-
M 3	Dayton	58-71	A	3	-

F—Wayne Stevens (10.3 pts/13.9 reb), Phil Wheeler (21.5/11.8), C—Dave Plunkett (18.0/13.4), G—Willie Ernst (12.2/6.2), Frank Nimmo (11.5/4.9), Res—Connie Dierking (3.5/6.3), Tom Hood (2.3/2.9).

## 1956-57 Won 15, Lost 9

**Mid-American Conf. Tourney**  
 Coach—George Smith  
 Captain—Frank Nimmo

Date	Opponent	Score	Site	Rk	UC
D 1	Saint Louis	73-91	FH	-	-
8	DePauw	65-53	FH	-	-
10	Tennessee	68-76	A	-	-



25	Miami (O.)	90 -72	FH	-	-
M 1	Dayton	63 -67	FH	-	-
2	Morehead (Ky.)	70 -78	A	-	-

**NIT**

16	St. Bonaventure	72 -90	N	-	-
----	-----------------	--------	---	---	---

F—Wayne Stevens (13.0 pts/11.3 reb), Mike Mendenhall (10.7/7.0), C—Connie Dierking (18.5/18.8), G—Jack Gumbert (10.1/2.6), Frank Nimmo (12.7/4.4), Res—Tom Hood (5.5/5.0), Jack Vice (7.8/1.9).

**1957-58 Won 25, Lost 3**

**Missouri Valley Conf. Champions**

Coach—George Smith

Captain—Connie Dierking, Wayne Stevens

Date	Opponent	Score	Site	Rk	UC
D 6	Indiana St.	105 -49	FH	-	-
9	Temple	80 -57	FH	-	-

*Cincinnati Invitational*

13	St. Bonaventure	81 -58	FH	-	19
14	Xavier	79 -68	FH	-	19
20	North Texas St.	94 -53	A	-	4
21	Houston	70 -53	A	-	4
28	Drake	74 -72	A	-	5
30	Bradley	73 -79	A	11	5
J 4	Tulsa	77 -70	A	-	5
6	Oklahoma St.	57 -61	A	14	5
9	Seton Hall	118 -54	N	-	7
11	North Texas St.	127 -57	FH	-	7
13	Houston	93 -57	FH	-	7
18	Saint Louis	85 -72	A	-	5
25	Wichita St.	105 -81	FH	19	4
30	Miami (O.)	79 -59	FH	-	3
F 1	Duquesne	72 -61	A	-	3
8	St. Joseph's (Pa.)	100 -78	A	-	3
12	Bradley	94 -77	FH	13	3
15	Oklahoma St.	71 -59	FH	6	3
17	Drake	98 -64	FH	-	3
22	Tulsa	86 -71	FH	-	2
26	Saint Louis	91 -73	FH	-	3
M 1	Wichita St.	86 -82	A	-	3
4	Dayton	70 -66	CG	8	3
8	Xavier	80 -68	CG	-	3

*NCAA Midwest Regional*

14	Kansas St.	(ot) 80 -83	N	3	2
15	Arkansas	97 -62	N	-	2

F—Oscar Robertson (35.1 pts/15.2 reb), Wayne Stevens (10.7/5.1), C—Connie Dierking (15.8/14.9), G—Ralph Davis (7.8/2.5), Mike Mendenhall (7.7/2.9), Res—Spud Hornsby (5.1/1.9), Larry Willey (2.9/2.6).

**1945-59 Won 26, Lost 4**

**Missouri Valley Conf. Champions**

**NCAA Final Four—3rd Place**

Coach—George Smith

Captain—Mike Mendenhall, Oscar Robertson

Date	Opponent	Score	Site	Rk	UC
D 1	Indiana St.	93 -64	FH	-	-
4	New York	88 -67	N	-	-
13	Marshall	106 -86	FH	-	1
17	Pacific	112 -66	FH	-	1
20	Saint Louis	57 -50	A	17	1

*Dixie Classic*

29	Wake Forest	94 -70	N	-	2
30	North Carolina St.	60 -69	N	5	2
31	North Carolina	88 -90	N	4	2
J 5	Bradley	(2ot) 85 -84	FH	10	2
10	Houston	62 -54	A	-	7
12	N. Texas St.	(ot) 64 -56	A	-	7
17	Drake	97 -60	A	-	6
24	Xavier	92 -66	CG	-	6
26	Drake	73 -52	FH	-	6
31	Wichita St.	95 -87	FH	-	5
F 2	Tulsa	84 -71	FH	-	5
4	Dayton	96 -74	CG	-	5
7	Temple	80 -60	A	-	5

17	Miami (O.)	102 -73	CG	-	6
21	Wichita St.	88 -74	A	-	6
23	Tulsa	92 -69	A	-	6
26	Duquesne	88 -69	FH	-	4
28	Houston	78 -66	FH	-	4
M 2	North Texas St.	95 -64	FH	-	3
7	Bradley	66 -84	A	9	3
9	Saint Louis	66 -59	FH	12	5

*NCAA Midwest Regional*

13	TCU	77 -73	N	16	5
14	Kansas St.	85 -75	N	1	5

*NCAA Final Four*

20	California	58 -64	N	4	5
21	Louisville	98 -85	A	-	5

F—Oscar Robertson (32.6 pts/16.3 reb), Bob Wiesenhahn (6.2/6.4), C—Dave Tenwick (9.2/7.4), G—Mike Mendenhall (13.5/2.8), Ralph Davis (15.5/4.3 ast), Res—Carl Bouldin (2.3/1.0).

**1959-60 Won 28, Lost 2**

**Missouri Valley Conf. Champions**

**NCAA Final Four—3rd Place**

Coach—George Smith

Captain—Ralph Davis, Oscar Robertson

Date	Opponent	Score	Site	Rk	UC
D 1	Indiana St.	107 -62	FH	-	-
5	Marshall	102 -61	FH	-	-
7	Miami (O.)	89 -58	CG	-	-
11	St. Joseph's (Pa.)	123 -79	FH	-	-
19	Louisville	97 -74	A	-	-
22	Bradley	86 -71	FH	5	1

*Holiday Festival*

26	St. Bonaventure	96 -56	N	-	1
28	St. Joseph's (Pa.)	86 -77	N	-	1
30	Iowa	96 -83	N	14	1
J 2	Dayton	70 -63	CG	-	1
7	Wichita St.	76 -69	A	-	1
9	Tulsa	83 -50	A	-	1
13	Saint Louis	79 -57	FH	11	1
16	Bradley	90 -91	A	4	1
23	Duquesne	61 -58	A	-	1
29	Citadel	64 -43	FH	-	1
F 1	Drake	96 -61	FH	-	1
6	Houston	67 -55	FH	-	1
8	North Texas St.	123 -74	FH	-	1
12	Saint Louis	60 -57	A	18	1
20	Houston	57 -47	A	-	1
22	North Texas St.	85 -54	A	-	1
27	Wichita St.	97 -76	FH	-	1
29	Tulsa	110 -64	FH	-	1
M 5	Drake	71 -56	A	-	1
7	Xavier	86 -68	CG	-	1

*NCAA Midwest Regional*

11	DePaul	99 -59	N	-	1
12	Kansas	82 -71	N	-	1

*NCAA Final Four*

18	California	69 -77	N	2	1
19	New York	95 -71	N	12	1

F—Oscar Robertson (33.7 pts/14.1 reb), Larry Willey (8.1/4.8), C—Paul Hogue (12.2/11.3), G—Carl Bouldin (5.8/1.8), Ralph Davis (13.7/4.4 ast), Res—Sandy Pomerantz (3.6/1.8), Bob Wiesenhahn (7.5/6.8).

**1960-61 Won 27, Lost 3**

**NCAA National Champions**

**Missouri Valley Conf. Champions**

Coach—Ed Jucker

Captain—Carl Bouldin, Bob Wiesenhahn

Date	Opponent	Score	Site	Rk	UC
D 1	Indiana St.	90 -51	FH	-	-
3	Western Michigan	85 -54	FH	-	-
6	Miami (O.)	70 -62	CG	-	-
9	Seton Hall	76 -84	N	-	-
13	Loyola Marymount	74 -53	FH	-	-
16	Saint Louis	40 -57	A	-	-
19	Nebraska	75 -60	FH	-	-
23	Bradley	53 -72	A	2	-

29	Dayton	71 -61	CG	-	-
31	Geo. Washington	84 -61	FH	-	-
J 5	Houston	(ot) 74 -71	FH	-	-
7	North Texas St.	83 -34	FH	-	-
12	Wichita St.	80 -57	A	-	-
14	Tulsa	92 -75	A	-	-
17	Duquesne	64 -53	FH	-	-
20	Drake	86 -64	A	-	-
28	Drake	80 -70	FH	-	-
31	Bradley	73 -72	FH	3	-
F 4	Iowa	77 -60	A	6	-
9	Saint Louis	61 -52	FH	-	5
16	Wichita St.	67 -64	FH	-	4
18	Tulsa	81 -52	FH	-	4
23	Houston	85 -80	A	-	3
25	North Texas St.	73 -43	A	-	3
M 2	Xavier	89 -53	CG	-	3
4	Marshall	69 -57	A	-	3

*NCAA Midwest Regional*

17	Texas Tech	78 -55	N	-	2
18	Kansas St.	69 -64	N	4	2

*NCAA Final Four*

24	Utah	82 -67	N	-	2
25	Ohio State	(ot) 70 -65	N	1	2

F—Tom Thacker (12.3 pts/9.5 reb), Bob Wiesenhahn (17.1/10.0), C—Paul Hogue (16.8/12.5), G—Carl Bouldin (11.7/2.8), Tony Yates (7.4/2.7 ast), Res—Dale Heidotting (3.6/3.7), Tom Sizer (2.0/1.0).

**1961-62 Won 29, Lost 2**

**NCAA National Champions**

**Missouri Valley Conf. Champions**

Coach—Ed Jucker

Captain—Paul Hogue

Date	Opponent	Score	Site	Rk	UC
D 2	Indiana St.	86 -63	FH	-	2
5	Miami (O.)	63 -30	CG	-	2
9	Wisconsin	86 -67	A	-	2
11	Drake	60 -59	A	-	2
16	Marshall	77 -49	FH	-	2
18	Wichita St.	51 -52	A	-	2
21	Colorado	84 -67	FH	-	2

*Holiday Festival*

26	St. John's (NY)	97 -68	N	-	2
28	LaSalle	64 -56	N	-	2
30	Wisconsin	101 -71	N	-	2
J 4	Saint Louis	62 -47	FH	-	2
6	Tulsa	72 -43	FH	-	2
10	Bradley	(ot) 68 -70	A	-	2
16	Dayton	80 -61	CG	-	3
18	Duquesne	62 -54	A	5	3
25	North Texas St.	89 -61	FH	-	3
30	Drake	73 -52	FH	-	3
F 1	Houston	60 -52	A	-	3
3	North Texas St.	77 -50	A	-	3
8	Saint Louis	54 -48	A	-	3
10	Tulsa	70 -52	A	-	3
12	Geo. Washington	83 -43	FH	-	3
16	Houston	59 -47	FH	-	3
19	Bradley	72 -57	FH	5	3
24	Wichita St.	84 -63	FH	-	2
M 1	Xavier	61 -58	CG	-	2

*Missouri Valley Conf. Playoff*

12	Bradley	61 -46	N	8	2
----	---------	--------	---	---	---

*NCAA Midwest Regional*

16	Creighton	66 -46	N	-	2
17	Colorado	73 -46	N	9	2

*NCAA Final Four*

23	UCLA	72 -70	N	-	2
24	Ohio State	71 -59	N	1	2

F—Ron Bonham (14.3 pts/5.0 reb), George Wilson (9.2/8.0), C—Paul Hogue (16.8/12.4), G—Tom Thacker (11.0/8.6), Tony Yates (8.2/4.3 ast), Res—Fred Dierking (4.1/2.9), Dale Heidotting (3.1/2.3), Larry Shingleton (3.9/1.4).

**1962-63 Won 26, Lost 2**

**Missouri Valley Conf. Champions**

**NCAA Final Four—2nd Place**

Coach—Ed Jucker

Captain—Tony Yates

Date	Opponent	Score	Site	Rk	UC
D 1	DePauw	97 -39	FH	-	1
3	Virginia	91 -42	FH	-	1
5	Miami (O.)	58 -36	CG	-	1
8	Geo. Washington	86 -59	FH	-	1
14	Kansas St.	75 -61	A	-	1
15	Kansas	64 -49	A	-	1
20	Dayton	44 -37	CG	-	1
22	Davidson	72 -46	FH	-	1
29	Ohio	73 -43	FH	-	1
J 2	Houston	79 -56	FH	-	1
5	Wichita St.	63 -50	FH	8	1
10	North Texas St.	73 -58	A	-	1
12	Tulsa	67 -57	A	-	1
17	Bradley	57 -46	A	-	1
26	Illinois	62 -53	A	3	1
31	Drake	(ot) 65 -60	FH	-	1
F 2	Saint Louis	70 -40	FH	-	1
4	Drake	71 -60	A	-	1
9	Bradley	65 -61	FH	-	1
16	Wichita St.	64 -65	A	-	1
21	North Texas St.	91 -61	FH		

## 1964-65 Won 14, Lost 12

coach—Ed Jucker  
Captain—Ken Cunningham

Date	Opponent	Score	Site	Rk	UC
D 1	Geo. Washington	80-72	A	-	-
5	Miami (O.)	55-65	CG	-	-
12	Louisville	67-57	FH	-	-
17	Kansas	76-72	FH	-	-
19	Centenary	84-74	FH	-	-
21	Denver	99-64	FH	-	-
23	Oregon St.	71-56	FH	-	-

### Holiday Festival

28	Temple	83-56	N	-	-
30	St. John's (N.Y.)	64-66	N	-	-
J 2	Princeton	71-69	N	-	-
9	Wichita St.	61-65	FH	5	-
12	Dayton	76-65	CG	-	-
16	Bradley	80-104	FH	-	-
19	Louisville	(3ot) 80-82	A	-	-
23	Drake	80-89	A	-	-
27	St. Joseph's (Ind.)	59-61	FH	-	-
30	Saint Louis	67-66	A	-	-
F 4	North Texas St.	80-53	FH	-	-
6	Tulsa	66-69	FH	-	-
8	Bradley	69-85	A	-	-
13	Wichita St.	64-79	A	9	-
18	North Texas St.	53-54	A	-	-
20	Tulsa	71-84	A	-	-
24	Saint Louis	69-60	FH	-	-
27	Drake	66-58	FH	-	-
M 3	Xavier	102-72	CG	-	-

F—Don Rolfes (13.7 pts/6.6 reb), Gene Smith (7.3/5.8), C—Ron Krick (12.5/8.9), G—Ken Cunningham (8.5/2.3 ast), Roland West (11.0/4.7), Res—Ken Calloway (4.9/3.4), Jerry Couzins (4.9/1.4 ast), Fritz Meyer (4.3/1.3 ast).

## 1965-66 Won 21, Lost 7

**Missouri Valley Conf. Champions**  
Coach—Tay Baker  
Captain—Don Rolfes

Date	Opponent	Score	Site	Rk	UC
D 1	Cent. Missouri St.	78-64	FH	-	-
4	Miami (O.)	68-58	CG	-	-
11	South Dakota	112-66	FH	-	-
14	Colorado	67-64	A	-	-
17	Southern Cal	65-77	A	-	-
18	UCLA	82-76	A	8	-
22	Wisconsin	87-74	FH	-	-
28	Utah	84-66	FH	-	-
30	Wake Forest	117-87	FH	-	-
J 6	North Texas St.	62-57	A	-	-
8	Tulsa	71-73	A	-	8
12	Dayton	87-79	CG	-	8
15	Saint Louis	81-75	FH	-	10
19	Bradley	85-69	FH	7	10
22	Louisville	67-65	A	-	10
26	St. Joseph's (Ind.)	71-66	FH	-	-
29	Saint Louis	64-73	A	-	-
F 1	Bradley	56-67	A	-	-
5	Louisville	56-54	FH	-	-
10	Wichita St.	93-76	FH	-	-
12	Drake	60-47	A	-	-
17	North Texas St.	88-63	FH	-	-
19	Tulsa	88-75	FH	-	-
22	Wichita St.	76-86	A	-	-
26	Drake	56-49	FH	-	-
M 3	Xavier	67-62	CG	-	10

### NCAA Midwest Regional

11 Texas-El Paso (ot) 76-78 N 3 7  
12 So. Methodist 84-89 N - 7  
F—John Howard (11.3 pts/8.4 reb), Don Rolfes (16.4/5.2), C—Ron Krick (8.9/5.6), G—Dean Foster (7.2/4.6 ast), Roland West (15.5/9.4), Res—Jerry Couzins (3.7/1.0), Mike Rolf (9.2/5.4), Paul Weidner (2.3/1.6).

## 1966-67 Won 17, Lost 9

Coach—Tay Baker  
Captain—Mike Rolf

Date	Opponent	Score	Site	Rk	UC
D 1	Geo. Washington	85-61	FH	-	-
3	Wisconsin	(ot) 77-70	A	-	-
10	Miami (O.)	(ot) 45-44	CG	-	-
15	Wake Forest	59-58	A	-	-
17	Western Michigan	74-48	FH	-	-
19	Colorado	66-64	FH	-	-
22	TCU	(ot) 89-88	FH	-	-
28	St. Joseph's (Ind.)	94-66	FH	-	-
30	Iowa	69-78	N	-	-
J 5	Tulsa	(ot) 64-65	FH	-	-
7	N. Texas St.	(2ot) 74-71	FH	-	-
10	Dayton	62-49	A	-	-
14	Saint Louis	72-58	FH	-	-
17	Bradley	59-64	A	-	-
21	Louisville	59-58	FH	2	-
24	Centenary	100-76	FH	-	-
28	Saint Louis	60-63	A	-	-
F 1	Bradley	69-68	FH	-	-
4	Louisville	57-65	A	3	-
8	Wichita St.	55-57	A	-	-
11	Drake	55-58	FH	-	-
16	Tulsa	57-76	A	-	-
18	North Texas St.	66-67	A	-	-
22	Wichita St.	92-63	FH	-	-
25	Drake	66-65	A	-	-
M 3	Xavier	(ot) 79-69	CG	-	-

F—John Howard (13.0 pts/6.2 reb), Mike Rolf (13.3/5.8), C—Rick Roberson (14.8/12.5), G—Dean Foster (5.5/3.4 ast), Gene Smith (11.3/6.3), Res—Ken Calloway (5.2/3.3), Dick Hauke (6.8/3.6), Raleigh Wynn (5.1/3.3).

## 1967-68 Won 18, Lost 8

Coach—Tay Baker  
Captain—Dean Foster

Date	Opponent	Score	Site	Rk	UC
D 2	Indiana St.	83-79	FH	-	-
8	Miami (O.)	60-59	CG	-	-
11	South Dakota	89-65	FH	-	-
<i>Sunflower Classic</i>					
15	Kansas	61-67	A	-	-
16	Kansas St.	(ot) 58-56	A	-	-
19	Southern Cal	69-58	FH	-	-
<i>Kentucky Invitational</i>					
22	South Carolina	61-64	N	-	-
23	Dayton	71-70	N	-	-
30	Dayton	82-68	FH	-	-
J 4	North Texas St.	61-53	A	-	-
6	Tulsa	59-62	A	-	-
13	Saint Louis	74-68	FH	-	-
16	Bradley	77-66	FH	-	-
20	Louisville	82-72	FH	-	-
22	Memphis	75-68	A	-	-
27	Saint Louis	66-70	A	-	-
31	Bradley	72-74	A	-	-
F 3	Louisville	65-81	A	-	-
7	Wichita St.	99-85	FH	-	-
10	Drake	75-87	A	-	-
15	North Texas St.	73-61	FH	-	-
17	Tulsa	75-68	FH	-	-
21	Wichita St.	85-81	A	-	-
24	Drake	88-74	FH	-	-
M 2	Memphis	72-63	FH	-	-
5	Xavier	71-72	CG	-	-

F—Jim Ard (13.9 pts/9.0 reb), John Howard (14.3/6.5), C—Rick Roberson (16.3/12.3), G—Dean Foster (5.3/2.7 ast), Don Ogletree (12.3/4.2), Res—Jack Ajzner (2.3/1.5), Dick Hauke (4.1/2.4), Gordon Smith (9.3/3.4), Raleigh Wynn (4.9/2.0).

## 1968-69 Won 17, Lost 9

Coach—Tay Baker  
Captain—Gordon Smith

Date	Opponent	Score	Site	Rk	UC
N 30	South Dakota	84-62	FH	-	14
D 2	Kansas St.	86-70	FH	-	14
6	North Dakota St.	83-54	FH	-	9
14	Miami (O.)	56-48	A	-	6
16	Southern Cal	68-83	A	-	6
18	California	71-70	A	15	6
20	Stanford	60-49	A	-	6
28	North Texas St.	74-62	FH	-	10
J 2	Tulsa	50-57	A	-	10
4	Wichita St.	66-67	A	-	10
8	Xavier	52-50	CG	-	19
11	Louisville	87-64	FH	14	19
14	Drake	64-69	FH	-	19
18	No. Michigan	106-59	FH	-	19
25	Memphis	62-53	FH	-	-
28	Bradley	82-62	A	-	-
F 1	Saint Louis	96-72	A	-	-
6	North Texas St.	74-94	A	-	-
8	Memphis	69-47	A	-	-
13	Wichita St.	73-75	FH	-	-
15	Tulsa	76-63	FH	-	-
19	Dayton	96-60	FH	-	-
22	Louisville	68-72	A	13	-
25	Drake	68-85	A	-	-
M 4	Bradley	61-64	FH	-	-
8	Saint Louis	94-63	FH	-	-

F—Rick Roberson (16.1 pts/12.6 reb), Steve Wenderfer (5.1/3.0), C—Jim Ard (16.0/12.4), G—Don Ogletree (14.6/5.1), Gordon Smith (7.8/2.6), Res—Dick Hauke (5.1/3.0), Raleigh Wynn (3.9/2.6).

## 1969-70 Won 21, Lost 6

Coach—Tay Baker  
Captain—Don Ogletree

Date	Opponent	Score	Site	Rk	UC
D 2	MacMurray	99-64	FH	-	-
6	Indiana St.	104-82	FH	-	-
13	Miami (O.)	56-55	FH	-	-
16	North Texas St.	71-89	A	-	-
18	Iowa	114-105	FH	-	-
23	Dayton	64-62	A	-	-
<i>Holiday Festival</i>					
27	St. Joseph's (Pa.)	92-109	N	-	-
29	New York	91-67	N	-	-
30	Boston College	85-70	N	-	-
J 2	Stanford	80-76	FH	-	-
5	Tulsa	78-74	FH	-	-
10	Louisville	63-64	FH	20	-
17	Drake	57-63	A	-	-
20	Bradley	79-64	FH	-	-
24	Memphis	78-69	A	-	-
27	Wichita St.	96-78	FH	-	-
31	Saint Louis	83-58	FH	-	-
F 5	North Texas St.	84-69	FH	-	-
7	Memphis	77-63	FH	-	-
12	Wichita St.	84-57	A	-	-
14	Tulsa	72-68	A	-	-
17	Xavier	85-72	CG	-	-
21	Louisville	53-52	A	19	-
24	Drake	88-72	FH	16	-
M 3	Bradley	83-87	A	-	19
7	Saint Louis	94-79	A	-	19
<i>NIT</i>					
14	Army	67-72	N	-	-

F—Don Hess (10.7 pts/6.4 reb), Steve Wenderfer (10.2/4.0), C—Jim Ard (19.2/15.2), G—Don Ogletree (13.8/7.1), Charley Snow (9.7/2.9), Res—Jack Ajzner (2.1/1.9), John Fraley (11.8/3.6), Bob Schwallie (2.5/1.0).

## 1970-71 Won 14, Lost 12

Coach—Tay Baker  
Captain—Don Hess, Steve Wenderfer

Date	Opponent	Score	Site	Rk	UC
D 1	Cleveland St.	85-75	FH	-	-
5	Cal-Riverside	98-75	FH	-	-
12	Miami (O.)	56-69	A	-	-
17	Iowa	(ot) 73-70	A	-	-
19	Bowling Green	86-74	FH	-	-
22	Loyola Marymount	61-63	FH	-	-
26	California	76-82	FH	-	-

### Sugar Bowl Classic

29	Vanderbilt	83-86	N	-	-
30	Loyola (Ill.)	74-64	N	-	-
J 2	Drake	60-59	FH	7	-
4	Rice	92-80	FH	-	-
8	Saint Louis	67-68	A	-	-
11	Northern Illinois	87-86	FH	-	-
20	Louisville	72-85	A	-	-
22	Iowa	73-69	N	-	-
26	Ohio	83-92	A	-	-
30	West Texas St.	83-94	FH	-	-
F 2	Richmond	78-71	FH	-	-
6	Kent	74-63	A	-	-
11	Dayton	69-70	FH	-	-
13	Old Dominion	108-96	FH	-	-
17	Xavier	65-66	CG	-	-
20	Geo. Washington	89-95	A	-	-
24	Louisville	79-78	FH	15	-
27	Davidson	67-70	A	-	-
M 2	Buffalo	86-59	FH	-	-

F—Derrek Dickey (17.9 pts/12.1 reb), Steve Wenderfer (15.2/6.3), C—Greg Jurcisin (9.1/5.7), G—Dave Johnson (9.6/5.0), Charley Snow (11.7/2.6), Res—Don Hess (8.0/5.6), Jerry Schneider (3.8/1.6).

## 1971-72 Won 17, Lost 9

Coach—Tay Baker  
Captain—Derrek Dickey

Date	Opponent	Score	Site	Rk	UC
D 1	Cleveland St.	93-68	FH	-	-
11	Miami (O.)	89-73	FH	-	-
14	Bowling Green	83-72	A	-	-
<i>Jayhawk Classic</i>					
17	Southern Cal	64-72	N	-	-
18	Brigham Young	79-82	N	6	-

21	Clemson	93-64	FH	-	-
23	Ohio	104-67	FH	17	-
27	Butler	75-79	A	-	-
30	Kent	80-67	FH	-	-
J 3	Drake	81-78	A	-	-
8	Louisville	76-84	FH	7	-
14	Washington	81-91	A	-	-
15	Oregon St.	68-88	A	-	-
19	Dayton	60-76	A	-	-
22	Tulsa	81-74	FH	-	-
29	Richmond	89-80	A	-	-
31	William & Mary	65-52	A	-	-
F 5	Toledo	(ot) 87-89	FH	-	-
10	Rutgers</				



11	Arizona St.	76-74	FH	-	-
16	Davidson	95-84	FH	-	-
20	Rutgers	79-58	FH	-	-
23	Tulsa	(ot) 86-92	A	-	-
27	Pennsylvania	71-65	FH	8	-

**Charlotte Invitational**

29	Bradley	83-76	N	-	-
30	Davidson	63-66	N	-	-
J 4	Bowling Green	100-70	FH	-	-
8	La.-Lafayette	(ot) 88-94	N	8	-
11	Rice	57-63	A	-	-
13	Florida St.	74-78	A	18	-
17	Toledo	86-78	A	-	-
20	Ball St.	104-77	FH	-	-
25	Drake	72-74	FH	-	-
27	William & Mary	110-68	FH	-	-
31	Dayton	84-71	FH	-	-
F 3	Houston	85-90	A	11	-
5	Louisville	81-79	FH	-	-
10	Florida St.	89-62	FH	-	-
14	Ohio	79-78	A	-	-
17	Geo. Washington	71-65	A	-	-
21	Xavier	78-68	CG	-	-
24	Louisville	81-91	A	-	-
27	Butler	83-57	FH	-	-

F—Lloyd Batts (20.1 pts/8.7 reb), Derrek Dickey (15.0/10.0), C—Greg Jurcsin (5.9/4.8), G—Lionell Harris (8.0/3.0), Dave Johnson (10.1/2.6), Res—Jesse Jemison (7.6/3.5), Dan Murphy (6.9/1.1).

**1973-74 Won 19, Lost 8**

Coach—Gale Catlett  
Captain—Lloyd Batts

Date	Opponent	Score	Site	Rk	UC
D 1	Louisville	65-58	A	-	-
5	Oregon St.	72-63	FH	-	-
8	Temple	64-52	A	-	-
12	Wright St.	78-42	FH	-	-
15	Miami (O.)	60-55	FH	-	-
17	Arizona St.	78-88	A	-	-
22	Washington	82-80	FH	-	20

**Quaker City Invitational**

27	St. Bonaventure	71-65	N	-	-
28	Temple	64-68	N	-	-
29	Penn St.	66-74	N	-	-
J 7	Cleveland St.	102-61	FH	-	-
9	Louisville	77-70	FH	11	-
12	Va. Commonwealth	57-51	FH	-	-
16	Ball State	82-99	A	20	-
18	Fairleigh Dickinson	96-70	FH	20	-
21	N.E. Illinois	109-73	FH	20	-
23	Drake	73-67	A	-	-
26	Brown	95-71	FH	-	-
30	Dayton	79-91	A	-	-
F 5	Ohio	82-80	FH	-	-
9	Houston	84-73	FH	-	-
16	Geo. Washington	83-61	FH	-	-
20	Xavier	68-56	CG	-	-
23	Davidson	62-67	A	-	-
25	Jacksonville	66-81	A	-	-
M 2	Marquette	92-77	FH	8	-

**NIT**

17 Boston College ..... 62-63 N - -  
F—Jesse Jemison (13.7 p-ts/7.5 reb), Hal Ward (5.0/2.7), C—Mike Franklin (7.3/8.6), G—Lloyd Batts (21.3/7.7), Garry Kamstra (5.5/1.3), Res—Mike Artis (6.1/3.0), Mark Brackman (4.7/2.8), Dan Murphy (6.4/1.1), Jim Webb (5.0/2.8).

**1974-75 Won 23, Lost 6**

Coach—Gale Catlett  
Captain—Steve Collier

Date	Opponent	Score	Site	Rk	UC
N 30	Wright St.	89-71	FH	-	-
5	Miami (O.)	63-68	A	-	-
7	St. Joseph's (Ind.)	81-68	FH	-	-
10	Cleveland St.	78-67	A	-	-

**Volunteer Classic**

13	Harvard	76-77	N	-	-
14	Navy	67-76	N	-	-
28	Pepperdine	107-88	FH	-	-
30	Saint Louis	68-89	A	-	-
J 2	New Hampshire	57-32	FH	-	-
4	Wabash	93-67	FH	-	-
7	Louisville	74-82	A	3	-
11	Temple	83-63	FH	-	-
15	So. Methodist	106-74	FH	-	-
21	Marquette	68-58	A	12	-
25	Bowling Green	83-79	A	-	-
27	Loyola (Ill.)	76-65	FH	-	-
F 1	Northern Illinois	85-69	FH	-	-
6	South Florida	82-80	A	-	-
8	Houston	103-83	A	-	-
12	Dayton	79-68	FH	-	-
15	Geo. Washington	81-72	A	-	-
20	Wis-Milwaukee	96-71	FH	-	-
22	Davidson	96-81	FH	-	-
26	Xavier	66-57	CG	-	-
M 1	DePaul	96-88	FH	-	-
4	Duquesne	72-70	FH	-	-

**NCAA Midwest Regional**

15	Texas A&M	87-79	N	-	17
<b>NCAA Midwest Regional Finals</b>					
20	Louisville	63-78	N	3	12
21	Notre Dame	(ot) 95-87	N	9	12

F—Mike Franklin (7.8 pts/8.5 reb), Mike Jones (9.6/4.8), C—Robert Miller (8.9/6.5), G—Steve Collier (13.8/3.8 ast), Brian Williams (12.4/4.4), Res—Pat Cummings (13.9/7.3), Garry Kamstra (8.3/2.4 ast), Hal Ward (5.6/2.9).

**1975-76 Won 25, Lost 6**

Coach—Gale Catlett  
Captain—Mike Artis, Garry Kamstra, Hal Ward

Date	Opponent	Score	Site	Rk	UC
N 29	Cleveland St.	98-65	FH	-	10
D 1	Miami (O.)	66-57	FH	-	10
3	Wright St.	118-70	FH	-	10
6	South Florida	96-75	FH	-	10
8	Biscayne	74-52	FH	-	10
13	Bowling Green	98-81	FH	-	9
16	St. Joseph's (Ind.)	120-49	FH	-	7
23	Pepperdine	76-64	A	-	6

**Rainbow Classic**

27	Arizona	64-71	N	-	6
29	Holy Cross	65-66	N	-	6
30	Yale	83-55	N	-	7
J 6	Louisville	77-73	FH	16	15
10	Eastern Kentucky	73-66	FH	-	15
14	Temple	79-56	A	-	14
17	Wis-Milwaukee	76-61	FH	-	14
24	Memphis	79-85	A	-	16
26	Wichita St.	92-85	A	-	16
31	Geo. Washington	102-72	FH	-	18
F 4	Pittsburgh	89-77	FH	-	16
7	Jacksonville	87-62	RC	-	16
14	Saint Louis	60-45	FH	-	13
18	Xavier	81-74	RC	-	13
21	DePaul	60-70	A	-	13
23	West Virginia	66-56	N	-	13
28	San Francisco	89-88	CG	-	18
29	Duquesne	80-73	A	-	18
M 2	Loyola (Ill.)	71-87	A	-	13

**Metro Conference Tournament**

5	Georgia Tech	71-60	N	-	13
6	Memphis	103-95	N	-	13
9	Dayton	85-84	A	-	15

**NCAA Midwest Regional**

13	Notre Dame	78-79	N	7	15
----	------------	-------	---	---	----

F—Pat Cummings (11.7 pts/6.8 reb), Mike Artis (8.3/4.1), Mike Jones (9.1/5.0), C—Robert Miller (15.2/10.8), G—Steve Collier (7.7/2.2 ast), Brian Williams (12.5/5.6), Res—Garry Kamstra (5.4/2.8 ast), Hal Ward (5.8/2.5), Gary Yoder (7.3/2.9 ast).

**1976-77 Won 25, Lost 5**

Coach—Gale Catlett  
Captain—Gary Yoder

Date	Opponent	Score	Site	Rk	UC
N 29	Akron	95-59	RC	-	12
D 1	Wright St.	120-52	RC	-	12
4	South Florida	103-69	RC	-	12
8	Bowling Green	67-63	A	-	8
11	St. Joseph's (Ind.)	122-78	RC	-	8
15	Miami (O.)	79-68	A	-	6
18	Saint Louis	86-53	RC	-	6

**Sugar Bowl Classic**

29	South Carolina	79-62	N	-	5
30	Indiana	52-43	N	-	5
J 5	Temple	61-46	RC	-	2
12	Dayton	84-61	RC	-	3
16	Saint Louis	54-52	A	-	3
19	Louisville	77-83	A	12	2
22	Tulane	75-78	A	-	2
26	Wichita St.	68-60	RC	-	12
29	Duquesne	83-65	RC	-	12
31	Memphis	88-82	RC	20	12
F 2	Pittsburgh	64-65	A	-	12
6	Marquette	63-62	RC	6	12
9	Eastern Kentucky	78-60	A	-	12
12	Georgia Tech	84-73	RC	-	12
16	Xavier	77-68	RC	-	10
19	Rutgers	70-89	A	-	10
21	Buffalo St.	79-60	RC	-	10
24	Biscayne	74-43	A	-	14
26	Jacksonville	78-61	A	-	14

**Metro Conference Tournament**

M 3	Saint Louis	76-68	N	-	14
4	Memphis	68-67	A	-	14
5	Georgia Tech	74-61	N	-	14

**NCAA Midwest Regional**

12	Marquette	51-66	N	16	11
----	-----------	-------	---	----	----

F—Mike Jones (12.2 pts/6.0 reb), Brian Williams (12.7/6.1), C—Robert Miller (14.2/10.6), G—Steve Collier (12.0/3.5 ast), Gary Yoder (13.6/3.9 ast), Res—Paul Fazekas (2.8/2.1), Keith Hemans (1.9/1.0), (Eddie Lee (6.7/3.5)).

**1977-78 Won 17, Lost 10**

Coach—Gale Catlett  
Captain—Steve Collier, Mike Jones, Robert Miller

Date	Opponent	Score	Site	Rk	UC
N 26	Akron	91-81	RC	-	9
D 1	N. Carolina A&T	58-57	RC	-	8
3	Biscayne	77-62	RC	-	8
6	Miami (O.)	61-60	RC	-	7
12	Eastern Kentucky	73-58	RC	-	7
17	North Carolina	59-67	N	5	6
21	Austin Peay	81-67	RC	-	12
27	Florida St.	77-75	RC	18	11
J 2	Georgia Tech	56-59	A	-	11
4	Tulane	102-67	A	-	12
7	Louisville	75-78	RC	10	12
10	Saint Louis	66-55	RC	-	19
14	Memphis	63-67	A	-	19
17	Florida St.	66-76	A	-	-
21	Memphis	76-83	RC	-	-
23	Pittsburgh	(ot) 87-80	RC	-	-
30	Tulane	70-63	RC	-	-
F 2	St. John's (N.Y.)	66-75	N	-	-
4	Louisville	76-83	A	9	-
9	Georgia Tech	75-67	RC	-	-
11	Dayton	42-40	A	-	-
13	Xavier	59-54	RC	-	-
15	Saint Louis	80-62	A	-	-
18	Marquette	45-57	A	2	-
24	West Virginia	96-80	CG	-	-
26	Duquesne	72-64	A	-	-

**Metro Conference Tournament**

M 2	Georgia Tech	38-39	RC	-	-
-----	--------------	-------	----	---	---

F—Pat Cummings (18.0 pts/7.6 reb), Mike Jones (5.9/3.1), C—Robert Miller (13.3/8.5), G—Steve

Collier (10.4/3.2 ast), Lionel Harvey (5.1/2.4)/Bobby Sherlock (3.3/1.2 ast), Res—Greg Johnson (4.0/2.3), David Kennedy (2.4/2.0 ast), Marcus Penny (2.3/2.5).

**1978-79 Won 13, Lost 14**

Coach—Ed Badger  
Captain—Pat Cummings, Bobby Sherlock, Mick Shoemaker

Date	Opponent	Score	Site	Rk	UC
D 2	Long Beach St.	72-84	A	-	-
5	Miami (O.)	70-59	A	-	-
9	Duquesne	75-73	RC	-	-
16	Holy Cross	88-110	N	-	-
19	Michigan St.	52-63	N	5	-
22	North Carolina	59-62	RC	6	-
J 2	Saint Louis	51-53	A	-	-
6	Virginia Tech	72-68	A	-	-
8	Va. Commonwealth	63-74	RC	-	-
10	Pittsburgh	(ot) 78-75	A	-	-
13	Tulane	75-80	A	-	-
18	Louisville	77-82	RC	7	-
20	Saint Louis	66-63	RC	-	-
22	Memphis	63-61	A	-	-
24	West Virginia	79-65	A	-	-
27	Florida St.	77-80	RC	-	-
29	Georgia Tech	73-82	A	-	-
F 3	Louisville	85-88	A	5	-
5	Georgia Tech	55-51	RC	-	-
7	Dayton	82-74	RC	-	-
10	Memphis	87-79	RC	-	-
12	Xavier	60-58	RC	-	-
15	Tulane	88-66	RC	-	-
17	Florida St.	71-76	A	-	-
19	Virginia Tech	75-76	RC	-	-
23	Seton Hall	83-77	N	-	-

**Metro Conference Tournament**

M 1	Virginia Tech	74-80	N	-	-
-----	---------------	-------	---	---	---

F—Bobby Austin (10.2 pts/5.8 reb), David Duarte (6.1/4.9), C—Pat Cummings (24.5/11.3), G—Eddie Lee (9.9/6.9 ast), Mick Shoemaker (2.6/0.9 ast), Res—Jeff Goldstejn (2.7/2.8), David Kennedy (9.3/3.1), Doug Schloemer (2.7/1.1).



F—Bobby Austin (14.6 pts/4.5 reb), Clinton Sutherland (3.4/4.0)/Doc Holden (2.6/3.8), C—Dwight Jones (8.8/7.5), G—Junior Johnson (2.4/0.9 ast)/David Kennedy (10.5/4.1), Eddie Lee (15.6/5.7 ast), Res—Jeff Bentley (4.2/2.9).

### 1980-81 Won 16, Lost 13

Coach—Ed Badger  
Captain—Jeff Bentley, David Kennedy

Date	Opponent	Score	Site	Rk	UC
D 1	Rollins	80-61	RC	-	-

#### Fiesta Classic

5	Iowa	64-69	N	12	-
6	Montana St.	77-75	N	-	-
10	Miami (O.)	(ot) 87-91	A	-	-
13	Temple	48-63	A	-	-
17	Bradley	76-64	RC	-	-
20	Holy Cross	58-69	RC	-	-
22	Va. Commonwealth	58-78	A	-	-
23	Dayton	80-77	RC	-	-
J 3	Illinois-Chicago	87-70	RC	-	-
5	Florida St.	77-79	RC	-	-
10	Louisville	68-83	RC	-	-
12	Boston Univ.	102-82	RC	-	-
17	Virginia Tech	82-77	RC	-	-
22	Duquesne	77-85	A	-	-
24	Saint Louis	66-57	A	-	-
27	Tulane	50-65	A	-	-
31	Memphis	(4ot) 85-99	RC	-	-
F 3	Loyola (Ill.)	78-76	A	-	-
7	Memphis	65-62	A	-	-
10	Tulane	91-76	RC	-	-
14	Florida St.	80-79	A	-	-
18	Xavier	79-72	RC	-	-
21	Saint Louis	59-50	RC	-	-
23	Louisville	67-81	A	-	-
28	Virginia Tech	92-115	A	-	-

#### Metro Conference Tournament

M 5	Tulane	67-66	N	-	-
6	Florida St.	58-57	N	-	-
7	Louisville	31-42	A	17	-

F—Bobby Austin (11.8 pts/2.6 reb), Doc Holden (7.2/8.1), C—Dwight Jones (11.3/7.6), G—Junior Johnson (6.4/2.3 ast), David Kennedy (14.6/5.6 ast), Res—Jeff Bentley (3.1/1.1), David Duarte (8.4/5.0), Doug Schloemer (2.6/0.6), Brad Waller (5.3/0.6).

### 1981-82 Won 15, Lost 12

Coach—Ed Badger  
Captain—Bobby Austin, Dwight Jones, Doug Schloemer

Date	Opponent	Score	Site	Rk	UC
N 28	Bellarmine	85-72	RC	-	-
30	Northern Kentucky	56-42	RC	-	-

#### Wichita St./McDonalds Classic

D 4	Pepperdine	73-72	N	-	-
5	Wichita St.	67-87	A	4	-
12	Michigan St.	56-45	A	-	-
16	Duquesne	79-60	RC	-	-
19	Miami (O.)	69-62	RC	-	-
21	Bradley	(7ot) 75-73	A	-	-
28	Colorado	87-76	RC	-	-
J 4	Tulane	58-60	RC	-	-
6	Dayton	77-73	A	-	-
9	Cleveland St.	68-64	RC	-	-
12	Memphis	75-107	A	-	-
16	Louisville	58-74	A	17	-
18	Loyola (Ill.)	83-72	RC	-	-
23	Memphis	63-70	RC	-	-
27	Xavier	51-53	RC	-	-
30	Saint Louis	59-62	RC	-	-
31	Virginia Tech	64-76	A	-	-
F 6	Boston Univ.	(ot) 50-52	A	-	-
8	Tulane	39-63	A	-	-
13	Louisville	53-67	RC	-	-
15	Virginia Tech	87-71	RC	-	-
20	Florida St.	84-83	RC	-	-
25	Saint Louis	76-61	A	-	-

27	Florida St.	73-71	A	-	-
----	-------------	-------	---	---	---

#### Metro Conference Tournament

M 5	Virginia Tech	92-106	N	-	-
-----	---------------	--------	---	---	---

F—Myron Hughes (6.9 pts/4.4 reb), Dwight Jones (15.0/10.0), C—Mike Williams (10.0/7.4), G—Bobby Austin (13.3/3.1), Derrick McMillan (3.2/1.6 ast), Res—Mark Dorris (3.0/2.0), Kevin Gaffney (7.2/2.9), Junior Johnson (4.1/3.1 ast), Doug Schloemer (4.8/1.2).

### 1982-83 Won 11, Lost 17

Coach—Ed Badger  
Captain—Kevin Gaffney, Junior Johnson, Dwight Jones

Date	Opponent	Score	Site	Rk	UC
N 26	Illinois-Chicago	71-61	A	-	-
29	Bellarmine	81-70	RC	-	-

D 4	Miami (O.)	56-48	A	-	-
11	Akron	76-66	RC	-	-
13	Michigan St.	69-70	RC	-	-
15	Indiana St.	88-83	RC	-	-
18	Colorado	65-79	A	-	-
21	Marshall	(ot) 88-81	RC	-	-

#### Milwaukee Classic

27	LaSalle	76-73	N	-	-
28	Marquette	52-69	A	-	-
J 3	Louisville	58-65	A	13	-
6	Tulane	62-65	RC	-	-
8	Loyola (Ill.)	78-82	A	-	-
12	Dayton	50-49	RC	-	-
15	Memphis	63-80	RC	6	-
20	Duquesne	63-71	A	-	-
22	Florida St.	78-86	A	-	-
26	Xaver (O.)	73-58	RC	-	-
F 2	Louisville	73-79	RC	12	-
5	Florida St.	63-48	RC	-	-
7	Stetson	67-59	RC	-	-
12	Virginia Tech	81-84	A	-	-
16	Minnesota	46-49	A	19	-
19	Southern Miss	59-69	RC	-	-
21	Tulane	54-68	A	-	-
28	Memphis	77-84	A	14	-

#### Metro Conference Tournament

M 5	Virginia Tech	72-73	RC	-	-
11	Tulane	65-80	RC	-	-

F—Kevin Gaffney (10.8 pts/3.3 reb), Myron Hughes (8.0/6.9), C—Dwight Jones (16.6/10.1), G—Junior Johnson (4.4/3.3 ast), Derrick McMillan (5.7/2.0 ast), Res—Marty Campbell (7.6/1.5), Mark Dorris (6.5/3.8), David Duarte (2.6/2.0), Mike Williams (13.4/7.8).

#### Metro Conference Tournament

F	Kevin Gaffney	(10.8 pts/3.3 reb), Myron Hughes (8.0/6.9), C—Dwight Jones (16.6/10.1), G—Junior Johnson (4.4/3.3 ast), Derrick McMillan (5.7/2.0 ast), Res—Marty Campbell (7.6/1.5), Mark Dorris (6.5/3.8), David Duarte (2.6/2.0), Mike Williams (13.4/7.8).
---	---------------	--

F—Kevin Gaffney (10.8 pts/3.3 reb), Myron Hughes (8.0/6.9), C—Dwight Jones (16.6/10.1), G—Junior Johnson (4.4/3.3 ast), Derrick McMillan (5.7/2.0 ast), Res—Marty Campbell (7.6/1.5), Mark Dorris (6.5/3.8), David Duarte (2.6/2.0), Mike Williams (13.4/7.8).

### 1983-84 Won 3, Lost 25

Coach—Tony Yates  
Captain—Mark Dorris, Joe Niemann

Date	Opponent	Score	Site	Rk	UC
N 26	Eastern Kentucky	68-65	RC	-	-
28	Alabama	64-83	A	-	-

D 3	Western Kentucky	54-71	RC	-	-
9	Western Illinois	61-70	RC	-	-
12	Illinois-Chicago	64-72	RC	-	-
15	Indiana St.	63-84	A	-	-
17	Miami (O.)	50-55	RC	-	-
20	Kentucky	11-24	RC	2	-
22	Marshall	50-77	A	-	-

#### Citrus Bowl Classic

29	South Carolina	49-55	N	-	-
30	Central Florida	62-48	N	-	-
J 4	Memphis	62-88	RC	19	-
7	Louisville	37-51	RC	-	-
11	Virginia Tech	53-70	RC	-	-
14	Florida St.	57-71	A	-	-
18	Louisville	64-78	A	-	-
23	Southern Miss	57-59	RC	-	-
26	Xavier	63-72	A	-	-
28	Virginia Tech	51-69	A	-	-
31	Northern Kentucky	60-58	RC	-	-
F 6	Tulane	67-69	A	-	-

11	Southern Miss	56-73	A	-	-
15	Tulane	40-51	RC	-	-
18	Minnesota	61-65	RC	-	-
25	Dayton	60-82	A	-	-
27	Memphis	44-56	A	12	-
29	Florida St.	64-85	RC	-	-

#### Metro Conference Tournament

M 9	Louisville	55-62	N	18	-
-----	------------	-------	---	----	---

F—Mark Dale (5.5 pts/5.3 reb), Mike Szczepanski (2.3/2.1), C—Mark Dorris (16.3/6.8), G—Derrick McMillan (5.7/1.7 ast), Tony Wilson (8.0/2.4), Res—Joe Niemann (3.2/1.5), Calvin Phiffer (4.4/1.7), Joe Stiffend (7.4/4.9), Luther Tiggs (2.8/1.4 ast).

### 1984-85 Won 17, Lost 14

Coach—Tony Yates  
Captain—Doug Kecman, Derrick McMillan

Date	Opponent	Score	Site	Rk	UC
N 24	Eastern Kentucky	50-48	RC	-	-
D 1	Northern Kentucky	56-52	RC	-	-

8	Miami (O.)	80-77	A	-	-
12	UAB	69-67	RC	17	-
15	Denver	66-50	RC	-	-
18	Illinois	65-87	N	4	-

#### University of Kentucky Invitational

21	James Madison	63-56	N	-	-
22	Kentucky	55-66	A	-	-

#### Cable Car Classic

28	Santa Clara	65-80	A	-	-
29	Cal-Irvine	81-99	N	-	-
J 2	Florida St.	63-62	RC	-	-
5	Tulane	59-50	RC	-	-
12	Dayton	66-81	A	-	-
16	South Carolina	73-51	RC	-	-
19	Tulane	51-56	A	-	-
21	Southern Miss	59-58	A	-	-
24	Louisville	56-54	RC	-	-
28	Memphis	61-81	A	4	-
30	Xavier	52-55	RC	-	-

F 2	Dayton	83-62	RC	-	-
6	Louisville	69-63	A	-	-
9	Virginia Tech	69-82	A	-	-
13	Memphis	55-68	RC	5	-
16	Southern Miss	66-65	RC	-	-
21	South Carolina	60-79	A	-	-
27	Florida St.	60-86	A	-	-
M 2	Virginia Tech	70-61	RC	-	-

#### Metro Conference Tournament

7	Tulane	58-44	N	-	-
8	Florida St.	65-75	N	-	-

#### NIT

14	Kent	77-61	RC	-	-
19	Marquette	54-56	RC	-	-

F—Kenneth Henry (7.5 pts/4.6 reb), Myron Hughes (10.6/8.1), C—Brian Helm (6.5/5.4), G—Roger McClendon (12.4/3.7), Derrick McMillan (11.7/3.8 ast), Res—Joe Stiffend (5.2/3.0), Tony Wilson (3.7/1.3).

F—Kenneth Henry (7.5 pts/4.6 reb), Myron Hughes (10.6/8.1), C—Brian Helm (6.5/5.4), G—Roger McClendon (12.4/3.7), Derrick McMillan (11.7/3.8 ast), Res—Joe Stiffend (5.2/3.0), Tony Wilson (3.7/1.3).

### 1985-86 Won 12, Lost 16

Coach—Tony Yates  
Captain—Myron Hughes

Date	Opponent	Score	Site	Rk	UC
N 23	South Florida	51-47	RC	-	-
27	Western Kentucky	58-69	A	-	-

D 3	Kentucky	54-84	A	9	-
6	Northern Kentucky	75-56	RC	-	-
14	Eastern Kentucky	68-65	A	-	-
17	UAB	53-69	A	14	-
21	Denver	66-48	RC	-	-
23	Miami (O.)	62-63	RC	-	-

#### All-College Tournament

27	Oklahoma	65-78	N	-	-
----	----------	-------	---	---	---



20	Louisville	.....	(ot) 89-91	CG	-	-
23	Florida St.	.....	71-74	CG	-	-
25	Memphis	.....	(ot) 70-75	A	-	-
28	Oral Roberts	.....	98-77	CG	-	-
30	Dayton	.....	(ot) 76-74	CG	-	-
F 1	Northern Illinois	.....	81-60	CG	-	-
6	Florida St.	.....	68-101	A	-	-
10	Saint Louis	.....	73-80	A	-	-
13	Virginia Tech	.....	111-115	A	-	-
15	Louisville	.....	78-90	A	-	-
18	South Carolina	.....	86-60	CG	-	-
23	Memphis	.....	106-90	CG	-	-
25	South Florida	.....	73-76	CG	-	-
27	Tennessee St.	.....	75-74	A	-	-
M 2	Southern Miss	.....	85-104	A	-	-
5	South Carolina	.....	(ot) 76-78	A	-	-

**Metro Conference Tournament**

11 Florida St. .... 74-84 N -  
 F—Louis Banks (8.3 pts/5.9 reb), Steve Jackson (12.8/4.4), C—Cedric Glover (18.9/8.3), G—Elcardo Givens (4.0/3.3 ast), Roger McClendon (14.5/3.6), Res—Ronnie Ellison (5.6/2.3 ast), Levertis Robinson (8.7/3.9), Romell Shorter (3.1/1.7 ast), Keith Starks (4.7/4.4).

**1988-89 Won 15, Lost 12**

Coach—Tony Yates  
 Captain—Cedric Glover

Date	Opponent	Score	Site	Rk	UC
N 27	Northern Kentucky	... 75-63	CG	-	-
D 2	Morehead (Ky.)	..... 67-64	CG	-	-
11	South Florida	..... 65-82	A	-	-
17	Miami (O.)	..... 62-70	A	-	-
19	Bethune-Cookman	... 49-43	CG	-	-
22	UNC Wilmington	..... 72-63	CG	-	-
28	MO-Kansas City	..... 58-63	CG	-	-
31	S. Carolina St.	..... 108-84	CG	-	-
J 7	Memphis	..... 89-79	CG	-	-
9	Southern Miss	... (ot) 84-85	CG	-	-
14	South Carolina	..... 69-73	A	-	-
16	Arkansas St.	..... 68-66	CG	-	-
18	Tennessee St.	..... 81-68	CG	-	-
21	Florida St.	..... 80-95	A	14	-
26	Oral Roberts	..... 75-66	A	-	-
28	Dayton	..... 80-86	A	-	-
F 1	Xavier	..... 86-76	CG	-	-
4	Florida St.	..... 65-66	CG	8	-
8	Louisville	..... 66-69	CG	4	-
11	Southern Miss	..... 82-70	A	-	-
13	Evansville	..... 69-83	CG	-	-
15	Memphis	..... 71-81	A	-	-
18	Virginia Tech	..... 90-79	A	-	-
22	Brooklyn	..... 86-72	CG	-	-
25	Virginia Tech	..... 98-84	CG	-	-
M 1	Louisville	..... 77-71	A	14	-
4	South Carolina	..... 68-69	CG	-	-

F—Louis Banks (13.0 pts/5.8 reb), Keith Starks (7.8/5.7), C—Cedric Glover (14.5/8.5), G—Elcardo Givens (7.9/5.0 ast), Andre Tate (11.4/3.2), Res—Vic Carstarphen (3.8/1.5 ast), Steve Jackson (9.6/4.1), Levertis Robinson (10.6/6.6).

**1989-90 Won 20, Lost 14**

Coach—Bob Huggins  
 Captain—Louis Banks, Levertis Robinson, Keith Starks, Andre Tate

Date	Opponent	Score	Site	Rk	UC
N 25	Minnesota	..... 66-64	SC	20	-
29	UNC Wilmington	..... 66-55	A	-	-
D 2	Miami (O.)	..... 59-63	SC	-	-
16	Dayton	..... 90-88	SC	-	-
18	Southern	..... 83-72	SC	-	-
<i>University of Kentucky Invitational</i>					
22	Louis.Lafayette	..... 88-89	N	-	-
23	Portland	..... 75-53	N	-	-
<i>Rainbow Classic</i>					
28	Creighton	..... 60-58	N	-	-
29	Duke	..... 83-95	N	13	-
30	Rutgers	..... 79-71	N	-	-

J 4	Louisville	.....	71-66	A	8	-
6	Coastal Carolina	.....	72-73	SC	-	-
8	Toledo	.....	72-84	A	-	-
11	Florida St.	.....	82-62	SC	-	-
13	South Carolina	.....	53-59	A	-	-
18	Morehead (Ky.)	.....	68-61	SC	-	-
20	Virginia Tech	.....	62-59	A	-	-
22	Arkansas St.	.....	65-66	A	-	-
25	Tulane	.....	73-64	SC	-	-
27	Southern Miss	.....	76-83	SC	-	-
31	Xavier	.....	(ot) 88-90	A	25	-
F 3	Memphis	.....	64-82	A	-	-
5	Alcorn St.	.....	89-52	SC	-	-
8	Florida St.	.....	72-69	A	-	-
10	South Carolina	.....	76-51	SC	-	-
15	Memphis	.....	82-76	SC	-	-
17	Virginia Tech	.....	94-80	SC	-	-
22	Southern Miss	.....	63-70	A	-	-
24	Tulane	.....	66-58	A	-	-
M 1	Louisville	.....	71-86	SC	21	-

**Metro Conference Tournament**

8 Florida St. .... (ot) 65-64 N -  
 9 Southern Miss ..... 63-75 N -  
 NIT  
 16 Bowling Green ..... 75-60 SC -  
 20 DePaul ..... 59-61 A -  
 F—Louis Banks (17.9 pts/6.9 reb), Levertis Robinson (13.4/7.8), C—Keith Starks (11.0/5.9), G—Steve Sanders (7.0/2.5), Andre Tate (17.1/3.8), Res—Tarrance Gibson (1.2/1.1 ast), Brady Hughes (2.0/1.3), B.J. Ward (1.6/1.7).

**1990-91 Won 18, Lost 12**

Coach—Bob Huggins  
 Captain—Louis Banks, Levertis Robinson, Keith Starks

Date	Opponent	Score	Site	Rk	UC
<i>Delta Airlines Bearcat Classic</i>					
N 23	Sam Houston St.	..... 94-65	SC	-	-
24	Kent	..... 89-62	SC	-	-
28	Kentucky	..... 71-75	SC	-	-
D 1	Miami (O.)	..... 64-72	A	-	-
8	UNC Asheville	..... 95-51	SC	-	-
13	Michigan St.	..... 63-65	SC	-	-
15	Evansville	..... 58-48	A	-	-
17	St. Francis (Pa.)	..... 79-68	SC	-	-
20	Minnesota	..... 72-64	A	-	-
22	E. Tennessee St.	..... 79-90	SC	21	-
29	Dayton	..... 75-71	A	-	-
J 3	Louisville	..... 72-64	SC	-	-
10	Florida St.	..... 67-72	A	-	-
12	South Carolina	..... 69-85	A	-	-
19	Virginia Tech	..... 77-61	SC	-	-
24	Tulane	..... 60-56	A	-	-
26	Southern Miss	..... 76-69	A	15	-
30	Xavier	..... 69-56	SC	-	-
F 2	Memphis	..... 73-59	SC	-	-
7	Florida St.	..... 76-67	SC	-	-
9	South Carolina	..... 68-59	SC	-	-
14	Memphis	..... 63-70	A	-	-
16	Virginia Tech	..... (ot) 81-85	A	-	-
20	Southern Miss	..... 86-72	SC	11	-
23	Tulane	..... 59-70	SC	-	-
25	Valparaiso	..... 90-47	SC	-	-
28	Louisville	..... 61-68	A	-	-
<i>Metro Conference Tournament</i>					
M 7	Virginia Tech	..... 69-75	N	-	-
<i>NIT</i>					
13	Ball St.	..... 82-55	SC	-	-
18	Oklahoma	..... (ot) 81-89	A	-	-

F—Herb Jones (16.1 pts/7.8 reb), Levertis Robinson (13.9/6.1), C—Keith Starks (9.4/5.3), G—Louis Banks (15.5/5.5), Allen Jackson (10.0/3.5), Res—Curtis Bostic (2.2/1.8), Tarrance Gibson (3.6/2.2), Jeff Scott (2.9/2.4).

**1991-92 Won 29, Lost 5**

**NCAA Final Four**  
**Great Midwest Season Co-Champions**  
**Great Midwest Tourney Champions**

Coach—Bob Huggins  
 Captain—Anthony Buford, Herb Jones, Mike Reicheneker

Date	Opponent	Score	Site	Rk	UC
<i>Delta Air Lines Bearcat Classic</i>					
N 22	Austin Peay	..... 108-77	SC	-	-
23	American	..... 72-69	SC	-	-
25	Fairleigh Dickinson	... 75-58	SC	-	-
30	Miami (O.)	..... 82-62	SC	-	-
D 3	Cleveland St.	..... 91-56	SC	-	-
6	East Carolina	..... 105-69	SC	-	-
16	MO-Kansas City	..... 65-61	A	-	-
21	Michigan St.	..... 89-90	A	12	-
31	South Florida	..... 80-60	SC	-	-
J 4	Indiana	..... 60-81	SC	10	-
6	Middle Tennessee	... 79-70	SC	-	-
8	Tennessee	..... 62-51	A	-	-
11	Saint Louis	..... 79-66	SC	-	-
15	DePaul	..... 66-75	A	-	-
18	Memphis	..... 75-66	SC	-	-
22	Eastern Kentucky	..... 81-41	SC	-	-
25	UAB	..... 76-52	SC	-	-
29	Xavier	..... 93-75	A	-	-
F 1	Marquette	..... 71-57	A	-	-
5	Dayton	..... 77-48	SC	-	-
12	Brooklyn	..... 108-54	SC	-24	-
15	Saint Louis	..... 89-60	A	-24	-
20	DePaul	..... 69-71	SC	-19	-
22	South Alabama	..... 104-78	A	-19	-
27	Marquette	..... 70-59	SC	-19	-
29	UAB	..... 63-58	A	-19	-
M 7	Memphis	..... 69-59	A	-14	-
<i>Great Midwest Tournament</i>					
13	Marquette	..... 62-49	N	-12	-
14	Memphis	..... 75-63	N	-12	-
<i>NCAA Midwest Regional</i>					
20	Delaware	..... 85-47	N	-12	-
22	Michigan St.	..... 77-65	N	14	12
<i>NCAA Midwest Regional Finals</i>					
27	Texas-El Paso	..... 69-67	N	-12	-
29	Memphis	..... 88-57	N	-12	-
<i>NCAA Final Four</i>					
A 4	Michigan	..... 72-76	N	15	12

F—Herb Jones (18.8 pts/7.1 reb), Terry Nelson (3.8/2.4), C—Corie Blount (8.2/6.3), G—Anthony Buford (15.3/2.8), Nick Van Exel (12.3/2.9 ast), Res—Tarrance Gibson (4.7/2.3), Allen Jackson (5.6/2.4 ast), Erik Martin (6.3/4.0), Jeff Scott (3.9/2.8).

**1992-93 Won 27, Lost 5**

**Great Midwest Season Champions**  
**Great Midwest Tourney Champions**

Coach—Bob Huggins  
 Captains—Tarrance Gibson, Terry Nelson

Date	Opponent	Score	Site	Rk	UC
D 1	Tex-Southern	..... 87-44	SC	-22	-
<i>Delta Air Lines Bearcat Classic</i>					
11	SE Missouri St.	..... 83-58	SC	-19	-
12	Ga. Southern	..... 91-57	SC	-19	-
19	Indiana	..... 64-79	A	4	19
26	Temple	..... 68-45	SC	-23	-
29	Dayton	..... 65-55	A	-21	-
J 2	South Alabama	..... 87-49	SC	-21	-
4	Tennessee	..... 79-58	SC	-16	-
7	Massachusetts	..... 64-53	A	22	16
9	Saint Louis	..... 80-65	A	-16	-
13	Cleveland St.	..... 72-63	A	-11	-
16	DePaul	..... 70-64	A	-11	-
19	Chicago St.	..... 103-43	SC	-9	-
23	UAB	..... 40-38	SC	-9	-
27	Xavier	..... 78-67	SC	-6	-
30	DePaul	..... 80-54	SC	-6	-
F 1	Miami (O.)	..... (ot) 74-68	A	-4	-
3	Austin Peay	..... 98-61	SC	-4	-

6	Memphis	.....	66-68	A	-	4
10	Marquette	.....	55-53	SC	15	8
13	Saint Louis	.....	64-39	SC	-	8
17	South Florida	.....	72-50	A	-	8

**7-Up Shoot-out**

21	Arizona	.....	60-70	N	4	8
25	Marquette	.....	66-57	A	20	10
27	UAB	.....	60-67	A	-	10
M 6	Memphis	.....	78-55	SC	-	12

**Great Midwest Tournament**

12	DePaul	.....	78-69	N	-	11
13	Memphis	.....	77-72	A	-	11

**NCAA East Regional**

19	Coppin St.	.....	93-66	N	-	7
21	New Mexico St.	.....	92-55	N	24	7

**NCAA East Regional Finals**

26 Virginia ..... 71-54 N - 7  
 28 North Carolina ... (ot) 68-75 N 4 7  
 F—Erik Martin (13.5 pts/6.7 reb), Terry Nelson (3.4/4.0), C—Corie Blount (11.3/8.1), G—Nick Van Exel (18.3/4.5 ast), Allen Jackson (7.0/2.8), Res—Curtis Bostic (8.9/3.7), Tarrance Gibson (6.3/3.1).

**1993-94 Won 22, Lost 10**

**Great Midwest Tourney Champions**  
 Coach—Bob Huggins  
 Captains—Curtis Bostic, Keith Gregor

Date	Opponent	Score	Site	Rk	UC
<i>Preseason NIT</i>					
N 17	Butler	..... 90-72	SC	-	19
19	North Carolina	..... 63-90	A	1	19
29	Wyoming	..... 73-49	SC	-	23
D 1	Tennessee St.	..... 79-70	SC	-	23
3	Washington	..... 88-72	SC	-	23

**Delta Air Lines Classic**

10	Cleveland St.	.....	92-70	SC	-	20
11	Rutgers	.....	75-61	SC	-	20
16	Temple	.....	72-88	A	4	17
18	Youngstown St.	.....	95-55	SC	-	17
22	Miami (O.)	.....	78-75	SC	-	20
28	Robert Morris	.....	84-59	SC	-	18
31	Austin Peay	.....	85-75	A	-	18
J 5	Chicago St.	.....	103-49	SC	-	17
9	UAB	.....	65-67	SC	-	17
15	Dayton	.....	79-63	A	-	21
19	Xavier	..... (ot) 76-82	A	22	19	
23	Memphis					

Date	Opponent	Score	Site	Rk	UC
N 26	Austin Peay	108-73	SC	-	12
28	Rutgers	72-61	A	-	10

**Tournament of Champions**

D 2	Temple	60-41	N	-	10
3	North Carolina	76-86	N	2	10

**Delta Air Lines Classic**

9	Canisius	69-72	SC	-	13
10	Tenn-Martin	110-56	SC	-	13
13	Minnesota	(ot) 91-88	A	12	17
17	Wyoming	81-80	A	-	17
19	Cal St.-Northridge	116-54	SC	-	13
21	California	76-89 <sup>^</sup>	SC	24	13

<sup>^</sup>California forfeited win due to NCAA sanctions

**Rainbow Classic**

28	Georgia Tech	69-66	N	17	20
29	Arkansas	75-84	N	3	20
30	Hawaii	66-75	A	-	20

J 6	DePaul	67-64	A	-	-
9	Xavier	87-80	SC	-	-
12	Marquette	91-64	A	-	-
14	Tulane	86-72	SC	-	-
19	Saint Louis	84-73	SC	-	23
21	DePaul	92-82	SC	-	23
26	Dayton	81-60	A	-	19
28	Saint Louis	68-75	A	-	19

F 3	Memphis	(ot) 69-74	A	-	23
5	Marquette	52-59	SC	-	23
12	Dayton	116-63	SC	-	-
16	Morehead (Ky.)	91-59	SC	-	-

**7-Up Shoot-out**

19	Maryland	72-74	N	7	-
26	UAB	63-64	A	-	-

M 2	Memphis	73-83	SC	-	-
4	UAB	85-61	SC	-	-

**Great Midwest Tournament**

9	DePaul	(ot) 96-95	N	-	-
10	Memphis	77-64	N	-	-
11	Saint Louis	67-65	N	-	-

**NCAA West Regional**

16	Temple	77-71	N	-	-
18	Connecticut	91-96	N	8	-

F—Curtis Bostic (5.6 pts/5.0 reb), Danny Fortson (15.1/7.6), C—Art Long (12.2/8.3), G—LaZelle Durden (17.9/2.7), Keith LeGree (6.6/4.5 ast), Res—Darnell Burton (11.9/2.9), Damon Flint (7.0/2.2), Keith Gregor (2.3/1.7), John Jacobs (2.5/2.7).

N 29	Wyoming	101-51	SC	-	21
------	---------	--------	----	---	----

**Delta Airlines Classic**

D 7	UNC Wilmington	82-47	SC	-	17
8	Wagner	100-64	SC	-	17
9	Arkansas	82-67	A	-	17
13	Minnesota	84-50	SC	-	12

**Gatorade Rock-N-Roll Shootout**

16	Temple	70-49	N	-	12
20	California	77-70	A	24	9
30	McNeese St.	103-69	SC	-	5
J 6	South Florida	71-69	A	-	5
11	Southern Miss	75-70	A	-	4
13	Marquette	91-70	SC	-	4
17	Xavier	99-90	A	-	3
21	UAB	68-70	A	-	3
25	DePaul	71-61	SC	-	5
28	Southern Cal	85-53	SC	-	5
31	Charlotte	78-64	SC	-	5

F 2	Illinois State	91-57	SC	-	5
4	South Florida	79-60	SC	-	5
7	Saint Louis	81-49	SC	-	5

**7-Up Shoot-out**

11	Arizona	76-79	N	13	5
17	DePaul	87-60	A	-	6
19	Saint Louis	69-64	A	-	6
22	Louisville	66-72	SC	21	6
25	Tulane	65-63	A	-	6
29	Memphis	71-66	SC	14	7
M 2	Marquette	72-74	A	-	7

**Conference USA Tournament**

7	Saint Louis	(ot) 62-59	N	-	8
8	Louisville	92-81	N	22	8
9	Marquette	(ot) 85-84	N	21	8

**NCAA Southeast Regional**

15	UNC Greensboro	66-61	N	-	7
17	Temple	78-65	N	-	7

**NCAA Southeast Regional Finals**

22	Georgia Tech	87-70	N	13	7
24	Mississippi St.	63-73	N	19	7

F—Keith Gregor (4.5 pts/2.4 reb), Danny Fortson (20.1/9.6), C—Art Long (9.0/7.8), G—Damon Flint (12.8/3.5 ast), Keith LeGree (8.2/5.7 ast), Res—Darnell Burton (14.0/2.6), Jackson Julson (3.4/1.5), Rodrick Monroe (3.2/2.9), Melvin Levett (2.4/0.7), Terrence Davis (2.0/0.7), Bobby Brannen (1.8/2.7).

**1996-97 Won 26, Lost 8**

**Conference USA Season Champions**  
 Coach—Bob Huggins  
 Captains—Darnell Burton, Damon Flint, Danny Fortson

Date	Opponent	Score	Site	Rk	UC
N 23	Western Carolina	99-72	SC	-	1
26	Xavier	69-71	SC	-	1
30	Rutgers	105-65	SC	-	1

**Great Eight**

D 4	Kansas	65-72	N	1	4
17	Howard	90-46	SC	-	7
19	Eastern Michigan	102-79	SC	-	7

**Gatorade Rock-N-Roll Shootout**

28	Western Kentucky	81-57	N	-	7
<b>Puerto Rico Holiday Classic</b>					
30	SE Missouri St.	80-57	N	-	7
31	Nebraska	84-73	N	-	6
J 1	SW Missouri St.	101-60	N	-	6
5	Saint Louis	64-52	A	-	6
8	UAB	74-54	SC	-	6
10	Miami (O.)	91-61	SC	-	6

**A-10/C-USA Challenge**

16	Temple	55-70	N	-	4
18	Arkansas	92-57	SC	-	4
21	Charlotte	77-67	A	-	9
26	Southern Cal	100-81	A	-	9
30	Louisville	70-81	A	9	8
F 1	DePaul	90-53	SC	-	8
6	Tulane	65-64	SC	21	12
8	Marquette	91-70	SC	-	12
10	Washington	82-69	A	-	12
13	Saint Louis	69-56	SC	-	8
15	South Carolina	83-97	SC	12	8
18	Houston	97-64	SC	-	11
20	South Florida	76-56	A	-	11
22	DePaul	83-54	A	-	11
25	Southern Miss	63-49	SC	-	9
27	Marquette	80-74	A	-	9
M 1	Memphis	63-75	A	-	9

**Conference USA Tournament**

6	Saint Louis	71-43	A	-	10
7	Marquette	79-91	N	-	10

**NCAA Midwest Regional**

13	Butler	86-69	N	-	10
15	Iowa State	66-67	N	18	10

F—Danny Fortson (21.3 pts/9.1 reb), Ruben Patterson (13.7/5.6), C—Jackson Julson (2.3/1.5), G—Damon Flint (8.9/4.0 ast), Charles Williams (3.0/3.0 ast), Res—Darnell Burton (13.8/3.0), Bobby Brannen (5.0/5.1), Rodrick Monroe (4.6/2.5), D'Juan

Baker (4.2/1.1), Melvin Levett (4.2/1.9), Kenyon Martin (2.8/3.4), Terrence Davis (2.4/1.6 ast).

**1997-98 Won 27, Lost 6**

**Conference USA Season Champions**  
**Conference USA Tourney Champions**

Coach—Bob Huggins  
 Captains—D'Juan Baker, Bobby Brannen

Date	Opponent	Score	Site	Rk	UC
<b>Chase NIT</b>					
N 19	Detroit	76-66	SC	-	-
21	Arizona State	79-87	SC	-	-
30	Morehead St.	87-57	SC	-	-
D 3	Alcorn State	90-76	SC	-	-
6	Wright State	85-60	SC	-	-
13	Xavier	68-88	A	10	-
17	Minnesota	81-71	SC	-	-
20	Eastern Kentucky	106-54	SC	-	-

**Gatorade Rock-N-Roll Shootout**

27	Massachusetts	(ot) 74-66	N	-	-
30	Winthrop	79-36	SC	-	-
J 4	Houston	81-68	A	-	-
8	Memphis	61-54	SC	-	-
11	Marquette	68-51	SC	20	-
15	Southern Miss	77-61	SC	-	-
18	Louisville	71-57	A	-	-
20	Tulane	60-50	A	-	21
22	Marquette	(ot) 63-66	A	-	21
25	Rhode Island	88-82	SC	22	21
29	Louisville	67-61	SC	-	18
F 1	South Carolina	65-67	A	13	18
5	DePaul	109-73	A	-	20
7	Charlotte	62-69	A	-	20
12	Saint Louis	70-43	A	-	19
14	South Florida	72-55	SC	-	19
19	UAB	93-76	A	-	17
21	DePaul	75-38	SC	-	17
26	Charlotte	68-67	SC	-	17
28	Saint Louis	61-58	SC	-	17

**Conference USA Tournament**

M 5	Louisville	64-50	SC	-	14
6	UAB	100-85	SC	-	14
7	Charlotte	71-57	SC	-	14

**NCAA West Regional**

12	Northern Arizona	65-62	N	-	9
14	West Virginia	74-75	N	-	9

F—Ruben Patterson (16.5 pts/6.3 reb), Bobby Brannen (14.3/8.1), C—Kenyon Martin (9.9/8.9), G—D'Juan Baker (13.4/2.6), Michael Horton (6.0/4.8 ast), Res—Melvin Levett (14.1/4.7), Shawn Myrick (4.5/2.1), Ryan Fletcher (3.4/3.0).

**1998-99 Won 27, Lost 6**

**Conference USA Season Champions**  
 Coach—Bob Huggins  
 Captains—Melvin Levett, Kenyon Martin

Date	Opponent	Score	Site	Rk	UC
N 19	Rhode Island	70-53	A	25	17
<b>Great Alaska Shootout</b>					
25	Southern Utah	76-63	N	-	15
27	Iowa State	60-52	N	-	15
28	Duke	77-75	N	1	15
D 5	Oakland	106-78	SC	-	6
12	La-Lafayette	91-65	SC	-	4
14	Nicholls State	82-48	SC	-	4
16	Minnesota	(ot) 62-61	A	17	4

**Las Vegas Shootout**

19	UNLV	86-73	A	-	4
22	Houston	115-78	SC	-	4

**Gatorade Rock-N-Roll Shootout**

27	Dayton	53-51	N	-	4
30	UNC Wilmington	81-52	SC	-	3
J 4	Marquette	75-56	SC	-	3
6	DePaul	87-64	SC	-	3
9	Southern Miss	54-52	A	-	3
14	Charlotte	60-62	A	-	3

16	Oklahoma	72-59	SC	-	3
21	Louisville	81-55	A	24</	



## 2000-01 Won 25, Lost 10

### Conference USA Season Champions

Coach—Bob Huggins

Captains—Steve Logan, Kenny Satterfield

Date	Opponent	Score	Site	Rk	UC
N 18	Boise State	73-61	SC	-	17
21	Marshall	79-75	SC	-	16

#### John Wooden Tradition

25	Notre Dame	51-69	N	14	16
28	Dayton	82-75	A	24	22
D 11	Oakland	97-58	SC	-	18
16	Xavier	67-69	SC	-	17

#### Las Vegas Showdown

18	UNLV	90-72	A	-	17
----	------	-------	---	---	----

#### Puerto Rico Holiday Classic

20	Youngstown St.	74-65	N	-	22
21	Clemson	88-80	N	-	22
22	Alabama	(ot) 77-74	N	17	22
28	UNC Wilmington	65-55	SC	-	19

#### Gatorade Rock-N-Roll Shootout

30	Toledo	66-69	N	-	19
----	--------	-------	---	---	----

J 6	Charlotte	76-66	SC	-	25
10	Marquette	44-47	A	-	-
13	Louisville	72-52	A	-	-
17	UAB	90-83	SC	-	-
20	Saint Louis	(ot) 62-71	A	-	-
24	Louisville	54-63	SC	-	-
27	Wake Forest	(ot) 78-72	SC	8	-
29	Tulane	105-57	SC	-	-

F 1	Charlotte	58-60	A	-	-
3	DePaul	91-70	SC	-	-
10	Southern Miss	64-52	A	-	-
15	Memphis	66-65	A	-	-
18	Marquette	(ot) 63-66	SC	-	-
21	Saint Louis	68-61	SC	-	-
24	Houston	85-50	SC	-	-

M 1	South Florida	77-66	A	-	-
3	DePaul	75-62	A	-	-

#### Conference USA Tournament

8	UAB	73-70	N	-	-
9	Memphis	89-79	N	-	-
10	Charlotte	72-80	N	-	-

#### NCAA West Regional

15	Brigham Young	84-59	N	-	-
17	Kent State	66-43	N	-	-

#### NCAA West Regional Finals

22	Stanford	65-78	N	2	-
----	----------	-------	---	---	---

F—Immanuel McElroy (7.0 pts/3.3 reb), Jamaal Davis (6.7/4.2), C—B.J. Grove (4.2/3.8), G—Steve Logan (17.6/2.3 ast), Kenny Satterfield (14.4/5.1 ast), Res—Leonard Stokes (10.1/3.9), Donald Little (6.0/5.6), Antwan Jones (5.3/2.4), Field Williams (3.1/0.6).

## 2001-02 Won 31, Lost 4

### Conference USA Season Champions

### Conference USA Tourney Champions

Coach—Bob Huggins

Captains—Steve Logan, Immanuel McElroy

Date	Opponent	Score	Site	Rk	UC
N 16	Oklahoma St.	62-69	A	18	-
20	Wright State	83-54	SC	-	-
24	UNLV	74-61	SC	-	-
28	Dayton	77-55	SC	-	-

D 1	Duquesne	74-41	SC	-	-
8	Coppin State	90-39	SC	-	-
10	Toledo	68-55	SC	-	-
14	Xavier	75-55	A	-	-

#### Las Vegas Classic

17	Richmond	77-46	SC	-	25
20	Louisiana-Monroe	102-66	N	-	25
21	Mississippi St.	90-56	N	-	25
22	Purdue	79-62	N	-	25

#### Gatorade Rock-N-Roll Shootout

29	Akron	73-57	N	-	17
J 5	East Carolina	72-62	A	-	13

8	Charlotte	71-58	SC	-	10
12	Houston	83-62	A	-	10
16	DePaul	89-72	SC	-	7
19	Louisville	77-50	SC	-	7
22	Saint Louis	54-50	A	-	4
26	South Florida	78-68	A	-	4
29	East Carolina	75-48	SC	-	4

F 2	Marquette	60-74	A	-	4
6	Charlotte	85-66	A	-	6
9	Wake Forest	103-94	A	19	6
12	Saint Louis	67-53	SC	-	5
15	Southern Miss	89-37	SC	-	5
19	DePaul	79-62	A	-	4
22	Marquette	63-62	SC	9	4
27	Louisville	71-74	A	-	4

#### Conference USA Tournament

7	South Florida	79-57	RC	-	5
8	Charlotte	71-55	RC	-	5
9	Marquette	77-63	RC	13	5

#### NCAA West Regional

15	Boston Univ.	90-52	N	-	5
17	UCLA	(2ot) 101-105	N	-	5

F—Immanuel McElroy (9.5 pts/5.2 reb), Jamaal Davis (7.4/5.1), C—Donald Little (7.1/6.9), G—Leonard Stokes (12.7/4.8), Steve Logan (22.0/5.3 ast), Res—Jason Maxiell (8.1/6.8 reb), Field Williams (6.5/1.2), Taron Barker (2.5/1.4 ast)

## 2002-03 Won 17, Lost 12

Coach—Bob Huggins

Captains—Leonard Stokes

Date	Opponent	Score	Site	Rk	UC
N 23	Tennessee Tech	54-48	SC	-	23
26	Florida A&M	80-53	SC	-	21
30	Dayton	69-75	A	-	21

D 2	Valparaiso	76-50	SC	-	-
7	Xavier	44-50	SC	16	-
14	LaSalle	65-62	SC	-	-

#### Jimmy V Classic

17	Oregon	77-52	N	-	-
22	Clemson	51-58	A	-	-
28	Miami (O.)	66-54	RC	-	-

J 2	Chattanooga	81-51	SC	-	-
8	DePaul	64-56	SC	-	-
11	TCU	83-72	A	-	-

15	Saint Louis	66-56	A	-	-
18	Tulane	77-54	SC	-	-
22	East Carolina	59-53	A	-	-
25	Charlotte	83-79	SC	-	-
29	DePaul	52-56	A	-	-

F 1	Marquette	76-82	SC	18	-
5	Louisville	71-77	A	5	-
9	Oklahoma State	61-50	SC	11	-
15	Charlotte	64-74	A	-	-
18	Saint Louis	55-58	SC	-	-
22	Louisville	101-80	SC	4	-
26	East Carolina	53-52	SC	-	-

M 1	Memphis	48-67	A	24	-
5	UAB	87-70	SC	-	-
8	Marquette	61-70	A	8	-

#### Conference USA Tournament

12	Southern Miss	61-63	N	-	-
----	---------------	-------	---	---	---

#### NCAA West Regional

20	Gonzaga	69-74	N	-	-
----	---------	-------	---	---	---

F—Leonard Stokes (15.7 pts/4.6 reb), Jason Maxiell (11.9/6.7), C—Kareem Johnson (2.4/4.3), G—Field Williams (11.6/2.0), Taron Barker (6.8/5.0 ast), Res—Tony Bobbitt (8.0/1.8 reb), Armein Kirkland (3.4/2.0), Eric Hicks (2.5/3.6), Rod Flowers (3.1/2.5), Chadd Moore (2.6/1.6 ast).

## 2003-04 Won 25, Lost 7

### Conference USA Season Champions

### Conference USA Tourney Champions

Coach—Bob Huggins

Captains—Jason Maxiell, Field Williams

Date	Opponent	Score	Site	Rk	UC
N 22	Akron	88-66	SC	-	18
24	Oakland	89-60	SC	-	18
29	Coppin State	76-56	SC	-	18

D 2	Valparaiso	68-49	A	-	19
17	Clemson	79-56	SC	-	16
20	Middle Tenn. St.	89-54	SC	-	16
23	Dayton	82-53	SC	23	14
27	Miami (O.)	83-63	RC	-	14
30	Elon	102-63	SC	-	12

J 7	Tulane	71-44	A	-	11
10	DePaul	90-65	SC	-	11
14	at Marquette	85-73	A	21	10
17	TCU	85-57	SC	-	10
21	Louisville	66-93	A	5	6
24	Southern Miss	83-47	A	-	6
28	East Carolina	80-57	SC	-	8
31	Charlotte	83-86	SC	-	8

F 3	Xavier	69-71	A	-	10
7	Houston	54-51	A	-	10
11	USF	80-67	SC	-	13
15	Wake Forest	85-91	A	20	13
18	UAB	69-80	A	-	17

21	Louisville	(ot) 66-61	SC	10	17
25	Saint Louis	77-52	SC	-	15
28	Charlotte	75-67	A	-	15

M 4	DePaul	65-68	A	-	13
6	Memphis	83-79	SC	20	13

#### Conference USA Tournament

11	Louisville	64-62	N	-	13
12	Saint Louis	66-46	N	-	13
13	DePaul	55-50	N	-	13

#### NCAA Atlanta Regional

19	East Tenn. St.	80-77	N	-	11
21	Illinois	68-92	N	13	11

F—Armein Kirkland (6.0 pts/2.6 reb), Jason Maxiell (13.6/6.9), C—Kareem Johnson (5.6/5.4), G—Field Williams (11.9/2.4), James White (7.9/3.6 ast), Res—Tony Bobbitt (13.4/3.4 reb), Eric Hicks (7.0/5.8), Nick Williams (6.7/2.1 ast), Robert Whaley (5.8/2.5 reb), Chadd Moore (3.2/2.0 ast).

## 2004-05 Won 25, Lost 8

Coach—Bob Huggins

Captains—Jason Maxiell, Nick Williams

Date	Opponent	Score	Site	Rk	UC
N 19	Valparaiso	88-70	SC	-	-
24	No. Iowa%	(2ot) 76-70	SC	-	-

#### John Wooden Tradition

27	Purdue	79-59	N	-	-
----	--------	-------	---	---	---

D 4	Dayton	65-55	A	-	-
9	Vanderbilt	88-72	SC	-	-
11	Detroit	61-44	SC	-	-
18	N.W. (La.) St. %	81-65	SC	-	25
20	Jackson State	95-43	SC	-	22
22	LaSalle	84-63	SC	-	22
27	Miami (O.)	77-53	RC	-	22

#### Las Vegas Holiday Classic

30	Longwood	95-69	N	-	22
31	Illinois	45-67	N	1	22

%games also part of tourney



## Cincinnati in Overtime Games

Date	Result	No. OT	Site	Date	Result	No. OT	Site
12/13/1922	UC 33, Maine 32	1	Sch	1/20/1988	Louisville 91, UC 89	1	CG
12/19/1927	UC 40, L.B. Harrison 37	1	A	1/25/1988	Memphis 75, UC 70	1	A
1/14/1928	UC 36, Miami (O.) 35	1	A	1/30/1988	UC 76, Dayton 74	1	CG
1/3/1929	Wittenberg 45, UC 40	1	A	3/5/1988	South Carolina 78, UC 76	1	A
1/4/1930	Central YMCA 34, UC 30	1	A	1/9/1989	Southern Miss 85, UC 84	1	CG
2/19/1930	UC 37, Dayton 35	1	Sch	1/31/1990	Xavier 90, UC 89	1	A
1/12/1932	Ohio Wesleyan 26, UC 24	1	Sch	3/8/1990	UC 65, Florida State 64	1	N
1/21/1933	Ohio 32, UC 28	1	Sch	2/16/1991	Virginia Tech 85, UC 81	1	A
12/28/1933	Wilmington 25, UC 22	1	Sch	3/18/1991	Oklahoma 89, UC 81	1	A
1/22/1935	Ohio Wesleyan 41, UC 39	2	Sch	2/1/1993	UC 74, Miami (OH) 68	1	A
12/22/1939	UC 40, Wilmington 36	2	Sch	3/29/1993	North Carolina 75, UC 68	1	N
1/25/1940	UC 38, Wilmington 37	1	A	1/19/1994	Xavier 82, UC 76	1	A
2/12/1940	West. Reserve 55, UC 52	1	XS	2/13/1994	UC 89, Marquette 82	2	A
1/10/1948	Valparaiso 75, UC 69	1	MH	12/13/1994	UC 91, Minnesota 88	1	A
2/17/1948	Ohio 64, UC 62	1	A	2/3/1995	Memphis 74, UC 69	1	A
2/7/1950	DePaul 67, UC 59	2	A	3/9/1995	UC 96, DePaul 95	1	N
2/11/1950	UC 69, West Virginia 64	1	A	3/7/1996	UC 62, Saint Louis 59	1	N
3/11/1951	St. Bonaventure 70, UC 67	2	N	3/9/1996	UC 85, Marquette 84	1	N
3/14/1955	UC 85, Niagara 83	2	N	12/27/1997	UC 74, Massachusetts 66	1	N
2/8/1956	Xavier 79, UC 72	1	FH	1/22/1998	Marquette 66, UC 63	1	A
1/5/1959	UC 85, Bradley 84	2	A	12/16/1998	UC 62, Minnesota 61	1	A
1/12/1959	UC 64, N. Texas State 56	1	A	3/6/1999	DePaul 61, UC 60	1	A
1/5/1961	UC 74, Houston 71	1	FH	12/22/2000	UC 77, Alabama 74	1	N
3/25/1961	UC 70, Ohio State 65	1	N	1/21/2001	Saint Louis 71, UC 62	1	A
1/10/1962	Bradley 70, UC 68	1	A	1/28/2001	UC 78, Wake Forest 72	1	SC
1/31/1963	UC 65, Drake 60	1	FH	2/18/2001	Marquette 66, UC 63	1	SC
3/23/1963	Loyola (Ill.) 60, UC 58	1	N	3/3/2002	UC 80, Memphis 75	1	SC
1/18/1964	Drake 76, UC 66	1	A	3/17/2002	UCLA 105, UC 101	2	N
2/10/1964	UC 66, Houston 59	1	A	2/21/2004	UC 66, Louisville 61	1	SC
2/15/1964	Wichita State 59, UC 58	1	FH	11/24/04	UC 76, Northern Iowa 70	2	SC
1/19/1965	Louisville 82, UC 80	3	A				
12/3/1966	UC 77, Wisconsin 70	1	A				
12/10/1966	UC 45, Miami (O.) 44	1	CG				
12/22/1966	UC 89, TCU 88	1	FH				
1/7/1967	UC 74, N. Texas State 71	2	FH				
3/3/1967	UC 79, Xavier 69	1	CG				
12/5/1967	Tulsa 65, UC 64	1	FH				
12/16/1967	UC 58, Kansas State 56	1	A				
12/17/1970	UC 73, Iowa 70	1	A				
2/5/1972	Toledo 89, UC 87	1	FH				
12/23/1972	Tulsa 92, UC 86	1	A				
1/8/1973	La.-Lafayette 94, UC 88	1	N				
3/21/1975	UC 95, Notre Dame 87	1	N				
1/23/1978	UC 87, Pittsburgh 80	1	RC				
1/10/1979	UC 78, Pittsburgh 75	1	A				
12/29/1979	Duke 87, UC 75	1	A				
12/10/1980	Miami (O.) 91, UC 87	1	A				
1/31/1981	Memphis 89, UC 85	4	RC				
12/21/1981	UC 75, Bradley 73	7*	RC				
2/6/1982	Boston Univ. 52, UC 50	1	A				
12/21/1983	UC 88, Marshall 81	1	RC				
1/18/1986	UC 107, Virginia Tech 104	2	RC				
2/20/1986	Loyola (Ill.) 74, UC 72	1	A				

### Notes on Overtime Games

Record: Won 42, Lost 41

- 1 OT Games: 34-35
- 2 OT Games: 7-4
- 3 OT Games: 0-1
- 4 OT Games: 0-1
- 7 OT Games: 1-0

• On Dec. 21, 1981 Cincinnati and Bradley played an NCAA-record 7-overtime game which UC won, 75-73.

• Cincinnati has been involved in two of the five NCAA tournament championship games to go into overtime. The Bearcats defeated Ohio State, 70-65, in 1961 but lost to Loyola (Ill.), 60-58, in 1963.

• In 1966-67, Cincinnati played six overtime games, winning five.

• Cincinnati has played back-to-back overtime games four times.

### Most Frequent Overtime Opponents

- Marquette 2-2
- Miami (O.) 3-1
- Xavier 1-3
- Memphis 1-3

## Cincinnati 100-Point Games

Date	Score	Opponent	Site	Date	Score	Opponent	Site
3/3/1950	101 -58	West.Reserve	A	2/13/1988	111 -115	Virginia Tech	A
12/2/1950	112 -44	Cedarville	Sch	2/23/1988	106 -90	Memphis	CG
12/1/1951	115 -50	Wilmington	Sch	12/31/1988	108 -84	S. Carolina St.	CG
1/5/1952	107 -52	West.Reserve	CG	11/22/1991	108 -77	Austin Peay	SC
12/1/1954	106 -71	Union (Ky.)	Cen	12/6/1991	105 -69	East Carolina	SC
1/15/1955	115 -75	Morehead St.	FH	2/12/1992	108 -54	Brooklyn	SC
1/26/1955	113 -65	Ball State	FH	2/22/1992	104 -78	South Alabama	A
1/29/1955	101 -92	West. Kentucky	FH	1/19/1993	103 -43	Chicago State	SC
12/3/1955	107 -71	Pepperdine	FH	1/5/1994	103 -49	Chicago State	SC
12/7/1955	109 -82	Tennessee	FH	11/26/1994	108 -73	Austin Peay	SC
2/1/1956	119 -119	Morehead St.	FH	12/10/1994	110 -56	Tenn.-Martin	SC
12/6/1957	105 -49	Indiana State	FH	12/19/1994	116 -54	Cal St.-Northridge	SC
1/9/1958	118 -54	Seton Hall	N	2/12/1995	116 -63	Dayton	SC
1/11/1958	127 -57	North Texas St.	FH	11/29/1995	101 -51	Wyoming	SC
1/25/1958	105 -81	Wichita State	FH	12/8/1995	100 -64	Wagner	SC
2/8/1958	100 -78	St. Jos. (Pa.)	A	12/30/1995	103 -69	McNeese State	SC
12/13/1958	106 -86	Marshall	FH	11/30/1996	105 -65	Rutgers	SC
12/17/1958	112 -66	Pacific	FH	12/19/1996	102 -79	East. Michigan	SC
2/17/1959	102 -73	Miami (O.)	CG	1/1/1997	101 -60	SW Missouri St.	N
12/1/1959	107 -62	Indiana State	FH	1/26/1997	100 -81	Southern Cal	A
12/5/1959	102 -61	Marshall	FH	12/20/1997	106 -54	East. Michigan	SC
12/11/1959	123 -79	St. Jos. (Pa.)	FH	2/5/1998	109 -73	DePaul	A
2/8/1960	123 -74	North Texas St.	FH	3/6/1998	100 -85	UAB	SC
2/29/1960	110 -64	Tulsa	FH	12/5/1998	106 -78	Oakland	SC
12/30/1961	101 -71	Wisconsin	N	12/22/1998	115 -78	Houston	SC
1/30/1963	101 -65	Geo. Washington	CG	1/2/2000	106 -66	UNLV	SC
3/3/1965	102 -72	Xavier	CG	1/29/2001	105 -57	Tulane	SC
12/11/1965	112 -66	South Dakota	FH	12/17/01	102 -68	La.-Monroe	SC
12/30/1965	117 -87	Wake Forest	FH	2/9/02	103 -94	Wake Forest	A
1/24/1966	100 -76	Centenary	FH	3/17/02	101 -105	UCLA	20T N
1/18/1969	106 -59	No. Michigan	FH	2/22/03	101 -80	Louisville	SC
12/6/1969	104 -82	Indiana State	FH	12/30/03	102 -63	Elon	SC
12/18/1969	114 -10	Iowa	FH				
2/13/1971	108 -96	Old Dominion	FH				
12/23/1971	104 -67	Ohio	FH				
12/2/1972	113 -85	Cleveland State	FH				
1/4/1973	100 -70	Bowling Green	FH				
1/20/1973	104 -77	Ball State	FH				
1/27/1973	110 -68	William & Mary	FH				
1/7/1974	102 -61	Cleveland State	FH				
1/21/1974	109 -73	Northeast Illinois	FH				
12/28/1974	107 -88	Pepperdine	FH				
1/15/1975	106 -74	South. Methodist	FH				
2/8/1975	103 -83	Houston	A				
12/3/1975	118 -70	Wright State	FH				
12/16/1975	120 -49	St. Joseph's (Ind.)	FH				
1/31/1976	102 -72	Geo. Washington	FH				
3/6/1976	103 -95	Memphis	N				
12/1/1976	120 -52	Wright State	RC				
12/11/1976	122 -78	St. Joseph's (Ind.)	RC				
1/4/1978	102 -67	Tulane	A				
1/12/1981	102 -82	Boston Univ.	RC				
1/18/1986	107 -10	Virginia Tech	RC				
1/4/1988	103 -94	Southern Miss	CG				

### Opponent

### 100-Point Games

Date	Pts	Opp. (UC Score)	Site
2/28/1953	100	North Carolina St. (64)	A
1/28/1956	104	Saint Louis (86)	A
2/11/1956	113	Morehead State (119)	FH
1/16/1965	104	Bradley (80)	FH
12/18/1969	114	Iowa (105)	FH
12/16/1978	110	Holy Cross (88)	N
2/28/1981	115	Virginia Tech (92)	A
1/12/1982	107	Memphis (75)	A
3/5/1982	106	Virginia Tech (92)	N
3/18/1986	104	Virginia Tech (107) OT	RC
12/30/1987	100	Wyoming (73)	N
1/14/1988	102	Virginia Tech (97)	CG
2/6/1988	101	Florida State (68)	A
2/13/1988	115	Virginia Tech (111)	A
3/2/1988	104	Southern Miss (85)	A
3/17/2002	105	UCLA (101)	20T N



# 104 Seasons of Cincinnati Basketball

Season	Overall		Scoring Avg		Conference		Place
	Won	Lost	Off	Def	Won	Lost	
1901-02	5	4	26.8	36.1			
1902-03	4	4	25.4	29.9			
1903-04	8	6	27.4	23.7			
1904-05	6	3	24.8	19.8			
1905-06	2	1	21.0	18.0			
1906-07	7	2	17.7	30.3			
1907-08	9	0	25.2	17.3			
1908-09	6	4	31.7	29.1			
1909-10	3	2	29.0	18.8			
<b>Ohio Conference</b>							
1910-11	3	6	18.3	25.1	1	2	
1911-12	2	9	21.6	38.7	1	6	
1912-13	4	7	27.5	38.0	3	3	
1913-14	2	8	23.1	37.1	2	5	
1914-15	3	8	19.3	31.5	3	7	
1915-16	1	9	21.3	35.5	1	7	
1916-17	3	8	26.9	32.8	3	8	
1917-18	2	6	22.1	28.1	2	6	
1918-19	3	11	20.0	29.1	1	7	
1919-20	5	9	20.9	25.3	4	6	
1920-21	10	11	27.7	23.0	4	8	
1921-22	15	8	29.6	23.7	8	4	
1922-23	13	9	28.3	24.9	7	7	
1923-24	11	8	23.5	21.3	10	4	
1924-25	5	14	21.9	27.4	1	11	
<b>Buckeye Athletic Assoc.</b>							
1925-26	17	2	37.1	26.3	9	1	1st
1926-27	13	5	41.2	26.4	5	5	3rd
1927-28	14	4	38.9	31.0	8	2	1st
1928-29	13	4	35.3	32.1	7	3	1st
1929-30	14	4	33.9	26.7	7	3	1st
1930-31	2	15	20.1	31.1	2	6	5th
1931-32	4	11	28.4	32.5	2	10	7th
1932-33	9	9	30.3	33.0	4	6	4th
1933-34	12	7	38.9	32.0	6	4	2nd
1934-35	16	3	40.3	28.7	6	2	2nd
1935-36	10	7	34.2	33.5	8	2	2nd
1936-37	9	10	33.3	33.7	6	4	3rd
1937-38	6	11	31.5	34.9			
1938-39	12	5	40.5	33.1			
1939-40	8	9	38.2	40.6			
1940-41	6	12	38.2	40.6			
1941-42	10	10	43.3	40.9			
1942-43	9	10	44.1	45.6			
1943-44	6	5	45.2	39.8			
1944-45	8	9	42.5	48.4			
1945-46	8	13	43.9	48.6			
<b>Mid-American</b>							
1946-47	17	9	57.9	52.5	6	2	1st
1947-48	17	7	63.7	55.4	7	2	1st
1948-49	23	5	67.5	53.4	9	1	1st
1949-50	20	6	67.9	53.7	10	0	1st
1950-51	18	4	77.0	58.1	7	1	1st
1951-52	11	16	69.5	66.4	5	5	5th
1952-53	11	13	75.7	76.5	9	3	2nd
1953-54	11	10	76.4	71.1			
1954-55	21	8	83.3	71.9			

Season	Overall		Scoring Avg		Conference		Place
	Won	Lost	Off	Def	Won	Lost	
1955-56	17	7	84.8	72.4			
1956-57	15	9	76.0	72.4			
<b>Missouri Valley</b>							
1957-58	25	3	86.5	65.9	13	1	1st
1958-59	26	4	84.0	69.4	13	1	1st
1959-60	28	2	86.7	64.7	13	1	1st
1960-61	27	3	75.0	60.8	10	2	1st
1961-62	29	2	72.2	55.1	10	2	1st
1962-63	26	2	69.8	52.9	11	1	1st
1963-64	17	9	70.6	67.3	6	6	4th
1964-65	14	12	72.8	69.1	5	9	7th
1965-66	21	7	76.7	69.1	10	4	1st
1966-67	17	9	69.4	64.2	6	8	4th
1967-68	18	8	73.2	68.5	11	5	3rd
1968-69	17	9	74.1	64.4	8	8	4th
1969-70	21	6	80.6	71.9	12	4	2nd
1970-71	14	12	77.8	75.3			
1971-72	17	9	81.1	75.7			
1972-73	17	9	82.6	74.1			
1973-74	19	8	76.6	68.7			
1974-75	23	6	81.7	72.7			
<b>Metro Conference</b>							
1975-76	25	6	82.5	69.8	2	1	2nd champs
1976-77	25	5	77.6	63.9	4	2	2nd champs
1977-78	17	10	69.9	65.8	6	6	4th 1st round
1978-79	13	14	72.2	72.6	4	6	4th 1st round
1979-80	13	15	69.0	69.8	3	9	6th semifinals
1980-81	16	13	74.6	75.7	6	6	3rd runner-up
1981-82	15	12	68.9	69.4	4	8	5th 1st round
1982-83	11	17	68.0	69.6	1	11	7th 1st round
1983-84	3	25	55.3	66.4	0	14	8th 1st round
1984-85	17	14	63.7	65.6	8	6	3rd semifinals
1985-86	12	16	68.4	71.6	5	7	5th semifinals
1986-87	12	16	67.9	70.3	3	9	7th 1st round
1987-88	11	17	81.0	83.3	3	9	7th 1st round
1988-89	15	12	75.6	73.0	5	7	5th —
1989-90	20	14	72.6	69.4	9	5	2nd semifinals
1990-91	18	12	73.9	67.3	8	6	3rd 1st round
<b>Great Midwest</b>							
1991-92	29	5	79.0	63.1	8	2	1st champs
1992-93	27	5	74.5	58.5	8	2	1st champs
1993-94	22	10	77.7	68.5	7	5	4th champs
1994-95	23	11	81.0	71.3	7	5	3rd champs
<b>Conference USA</b>							
1995-96	28	5	79.6	65.2	11	3	1st champs
1996-97	26	8	80.7	65.5	12	2	1st semifinals
1997-98	27	6	76.1	63.2	14	2	1st champs
1998-99	27	6	73.9	61.2	12	4	1st semifinals
1999-00	29	4	77.6	61.5	16	0	1st quarters.
2000-01	25	10	73.9	65.5	11	5	1st runner-up
2001-02	31	4	78.2	60.4	14	2	1st champs
2002-03	17	12	67.4	61.9	9	7	4th 1st round
2003-04	25	7	76.7	64.3	12	4	1st champs
2004-05	25	8	75.9	64.5	12	4	2nd quarters.
<b>TOTALS Won: 1,499 Lost: 855 Pct.: .637</b>							

2005 Outlook



# Cincinnati in the National Polls

## Cincinnati Week-by-Week Rankings in the Associated Press Poll

	PS	1	2	3	4	5	6	7	8	9	10	11	12	13	14	15	16	17	18	Dates
2004-05	—	—	—	—	25	22	22	23	18	20	21	18	21	24	24	22	21	23		Nov. 22—Mar. 14
2003-04	18	18	19	18	16	14	12	11	10	6	8	10	13	17	15	13	13	11		Nov. 24—Mar. 15
2002-03	23	23	21	—	—	—	—	—	—	—	—	—	—	—	—	—	—	—	—	Nov. 18—Mar. 17
2001-02	—	—	—	—	—	25	17	13	10	7	4	4	6	5	4	4	5	5		Nov. 19—Mar. 11
2000-01	18	17	16	22	18	17	22	19	25	—	—	—	—	—	—	—	—	—		Nov. 13—Mar. 12
1999-00	2	1	1	1	1	1	4	3	3	1	1	1	1	1	1	3	2	1	7	Nov. 16—Mar. 13
1998-99	15	17	15	6	4	4	4	3	3	5	5	3	4	9	9	7	11			Nov. 17—Mar. 9
1997-98	—	—	—	—	—	—	—	—	—	—	21	18	20	19	17	17	14	9		Nov. 18—Mar. 10
1996-97	1	1	1	4	7	7	7	6	6	4	9	8	12	8	11	9	10	10		Nov. 19—Mar. 11
1995-96	21	21	21	17	12	9	5	5	4	3	5	5	5	6	6	7	8	7		Nov. 20—Mar. 12
1994-95	13	12	10	13	17	13	20	—	—	23	19	23	—	—	—	—	—	—		Nov. 21—Mar. 13
1993-94	19	22	23	20	17	20	18	17	21	19	—	25	—	23	—	—	—	25		Nov. 22—Mar. 14
1992-93	21	23	22	19	19	23	21	16	11	9	6	4	8	8	10	12	11	7		Nov. 23—Mar. 15
1991-92	—	—	—	—	—	—	—	—	—	—	—	—	—	24	19	19	14	12	12	Nov. 25—Mar. 16
1990-91	—	—	—	—	—	—	—	—	—	—	—	—	—	—	—	—	—	—		Nov. 27—Mar. 12
1989-90	—	—	—	—	—	—	—	—	—	—	—	—	—	—	—	—	—	—		Nov. 27—Mar. 13
1988-89	—	—	—	—	—	—	—	—	—	—	—	—	—	—	—	—	—	—		Nov. 22—Mar. 14
1987-88	—	—	—	—	—	—	—	—	—	—	—	—	—	—	—	—	—	—		Dec. 1—Mar. 15
1986-87	—	—	—	—	—	—	—	—	—	—	—	—	—	—	—	—	—	—		Dec. 2—Mar. 10
1985-86	—	—	—	—	—	—	—	—	—	—	—	—	—	—	—	—	—	—		Nov. 26—Mar. 11
1984-85	—	—	—	—	—	—	—	—	—	—	—	—	—	—	—	—	—	—		Nov. 27—Mar. 12
1983-84	—	—	—	—	—	—	—	—	—	—	—	—	—	—	—	—	—	—		Nov. 29—Mar. 13
1982-83	—	—	—	—	—	—	—	—	—	—	—	—	—	—	—	—	—	—		Nov. 30—Mar. 15
1981-82	—	—	—	—	—	—	—	—	—	—	—	—	—	—	—	—	—	—		Dec. 1—Mar. 9
1980-81	—	—	—	—	—	—	—	—	—	—	—	—	—	—	—	—	—	—		Dec. 2—Mar. 10
1979-80	—	—	—	—	—	—	—	—	—	—	—	—	—	—	—	—	—	—		Dec. 4—Mar. 4
1978-79	—	—	—	—	—	—	—	—	—	—	—	—	—	—	—	—	—	—		Nov. 28—Mar. 13
1977-78	9	8	7	6	12	11	12	19	—	—	—	—	—	—	—	—	—	—		Nov. 29—Mar. 13
1976-77	12	12	8	6	4	5	2	3	2	12	12	12	10	14	14	11	—			Nov. 30—Mar. 15
1975-76	10	10	9	7	6	7	15	14	16	18	16	13	13	18	13	15	12			Dec. 2—Mar. 16
1974-75	—	—	—	—	—	—	—	—	—	—	—	—	—	—	—	17	12	12	13	Dec. 3—April 2
1973-74	—	—	—	20	—	—	—	20	—	—	—	—	—	—	—	—	—	—		Dec. 4—Mar. 27
1972-73	—	—	—	—	—	—	—	—	—	—	—	—	—	—	—	—	—	—		Dec. 5—Mar. 13
1971-72	—	—	—	—	—	—	—	—	—	—	—	—	—	—	—	—	—	—		Dec. 7—Mar. 14
1970-71	—	—	—	—	—	—	—	—	—	—	—	—	—	—	—	—	—	—		Dec. 8—Mar. 16
1969-70	—	—	—	—	—	—	—	—	—	—	—	—	—	19	—	—	—	—		Dec. 9—Mar. 10
1968-69	14	9	6	6	10	10	19	19	—	—	—	—	—	—	—	—	—	—		Dec. 3—Mar. 4
1967-68	—	—	—	—	—	—	—	—	—	—	—	—	—	—	—	—	—	—		Dec. 5—Mar. 12
1966-67	10	10	10	7	7	8	—	—	—	—	—	—	—	—	—	—	—	—		Dec. 6—Mar. 7
1965-66	—	—	—	—	—	—	—	—	8	10	—	—	—	10	7	—	—	—		Dec. 7—Mar. 8
1964-65	—	—	—	—	—	—	—	—	—	—	—	—	—	—	—	—	—	—		Dec. 8—Mar. 9
1963-64	3	6	4	5	4	8	8	—	—	—	—	—	—	—	—	—	—	—		Dec. 10—Mar. 10
1962-63	1	1	1	1	1	1	1	1	1	1	1	1	1	1	1	1	1	1		Dec. 4—Mar. 12
1961-62	2	2	2	2	2	3	3	3	3	3	2	2	2	2	—	—	—	—		Dec. 19—Mar. 13
1960-61	—	—	—	—	—	—	—	—	—	5	4	3	3	2	—	—	—	—		Dec. 13—Mar. 7
1959-60	1	1	1	1	1	1	1	1	1	1	1	1	1	—	—	—	—	—		Dec. 11—Mar. 8
1958-59	1	1	2	2	7	6	6	5	5	5	6	4	3	5	—	—	—	—		Dec. 9—Mar. 9
1957-58	19	4	5	5	7	5	4	3	3	3	2	3	3	2	—	—	—	—		Dec. 10—Mar. 11
1956-57	—	—	—	—	—	—	—	—	—	—	—	—	—	—	—	—	—	—		Dec. 11—Mar. 12
1955-56	—	14	—	—	20	—	—	14	—	20	—	—	—	—	—	—	—	—		Dec. 6—Mar. 6
1954-55	—	—	—	—	—	—	—	—	—	—	17	12	17	—	—	—	—	—		Dec. 7—Mar. 8
1953-54	—	—	—	—	—	—	—	—	—	—	—	—	—	—	—	—	—	—		Dec. 8—Mar. 23
1952-53	—	—	—	—	—	—	—	—	—	—	—	—	—	—	—	—	—	—		Dec. 16—Mar. 24
1951-52	—	—	—	—	—	—	—	—	—	—	—	—	—	—	—	—	—	—		Dec. 11—Mar. 4
1950-51	17	17	17	—	16	15	16	11	15	18	—	17	—	—	—	—	—	—		Dec. 19—Mar. 7
1949-50	—	12	20	—	—	—	—	—	—	—	—	—	—	—	—	—	—	—		Jan. 5—Mar. 7
1948-49	13	—	—	—	—	—	—	—	—	—	—	—	—	—	—	—	—	—		Jan. 18—Mar. 8

## UC Rankings in the Final Polls

Year	Media	Coaches
1950-51	17th AP	17th UPI
1954-55		20th UPI
1957-58	2nd AP	2nd UPI
1958-59	5th AP	4th UPI
1959-60	1st AP	2nd UPI
1960-61	2nd AP	2nd UPI
1961-62	2nd AP	2nd UPI
1962-63	1st AP	1st UPI
1965-66	7th AP	9th UPI
1969-70		20th UPI
1974-75	13th AP	
1975-76	12th AP	16th UPI
1976-77		12th UPI
1991-92	12th AP	5th USA
1992-93	7th AP	6th USA
1993-94	25th AP	30th USA
1994-95	30th AP	36th USA
1995-96	7th AP	6th USA
1996-97	10th AP	16th USA
1997-98	9th AP	14th USA
1998-99	11th AP	11th USA
1999-00	7th AP	7th USA
2000-01		22nd USA
2001-02	5th AP	8th USA
2003-04	11th AP	18th USA
2004-05	23rd AP	25th USA

## Most Top 10 Finishes

AP Poll	Coaches Poll
Kentucky .....	38
North Carolina .....	28
Duke .....	26
UCLA .....	22
Kansas .....	20
Indiana .....	16
<b>Cincinnati .....</b>	<b>13</b>
Louisville .....	12
Michigan .....	11
Notre Dame .....	11
Syracuse .....	11
Kentucky .....	32
North Carolina .....	31
Kansas .....	21
UCLA .....	20
Duke .....	19
Indiana .....	17
<b>Cincinnati .....</b>	<b>12</b>
Louisville .....	12
Michigan .....	11
Syracuse .....	11

## AP Poll Notes

Weeks Cincinnati in Top 25	348
Weeks Cincinnati in Top 10	199
Weeks Ranked No. 1	
UCLA	128
Duke	90
Kentucky	88
<b>Cincinnati</b>	<b>45</b>
Consecutive Weeks ranked No. 1	16
Consecutive Weeks in Top 10	42
Consecutive Weeks in Top 25	54
W-L Record vs. Ranked Teams	109-146
Home	53-35
Away	30-71
Neutral	26-40
W-L Record vs. Top 10 Teams	44-83
Home	19-20
Away	14-37
Neutral	11-26

## Bearcats vs. Ranked Opponents

Record vs. Teams Ranked Ahead of UC	12-28
Record vs. Teams Ranked Below UC	51-28
Record While Unranked vs. Ranked Teams	46-90

## Most Frequently Played Ranked Opponents

Louisville	41 games	12-29
Marquette	17 games	12-5
Memphis	12 games	3-9
Duquesne	11 games	3-8
Bradley	11 games	7-4



## Cincinnati Week-by-Week Rankings in the USA Today/ESPN Poll

	PS	1	2	3	4	5	6	7	8	9	10	11	12	13	14	15	16	17	18	Dates
2004-05	—	—	24	20	17	16	17	20	13	18	20	17	20	21	22	21	20	23	25	Nov. 8—season end
2003-04	19	19	19	17	16	12	11	10	7	5	7	10	12	14	12	12	12	12	18	Nov. 10—season end
2002-03	20	20	19	—	—	—	—	—	—	—	—	—	—	—	—	—	—	—	—	Nov. 18—season end
2001-02	—	—	—	—	—	25	20	16	12	8	5	4	5	5	4	4	5	5	8	Nov. 12—season end
2000-01	14	13	18	18	20	18	24	—	—	—	—	—	—	—	—	—	—	—	22	Nov. 13—season end
1999-00	3	1	1	1	1	4	3	3	1	1	1	1	1	1	3	2	1	6	7	Nov. 22—season end
1998-99	15	14	7	4	3	3	3	3	3	5	5	3	5	6	8	7	9	11	—	Nov. 23—season end
1997-98	—	—	—	—	—	—	—	—	—	25	20	20	21	18	17	13	11	14	—	Nov. 23—season end
1996-97	2	1	1	4	9	10	6	6	6	6	7	7	6	8	11	8	10	10	16	Nov. 18—season end
1995-96	20	21	17	10	9	6	4	4	3	5	5	4	6	6	9	6	6	—	—	Nov. 21—season end
1994-95	11	9	13	17	13	18	24	—	—	18	22	—	—	—	—	—	—	—	—	Nov. 28—season end
1993-94	19	20	20	19	17	21	18	17	17	18	20	19	25	24	24	25	—	25	—	Nov. 22—season end
1992-93	18	18	24	18	23	20	16	11	8	6	4	8	7	8	10	9	7	6	—	Nov. 23—season end
1991-92	—	—	—	—	—	—	—	—	—	—	—	—	25	20	18	15	12	11	5	Nov. 25—season end
1990-91	—	—	—	—	—	—	—	—	—	—	—	—	—	—	—	—	—	—	—	Dec. 3—season end
1989-90	—	—	—	—	—	—	—	—	—	—	—	—	—	—	—	—	—	—	—	Nov. 27—season end

## Cincinnati vs. Ranked Opponents

### vs. No. 1

Date	Opponent	Result	Site	UC
12/29/53	LaSalle	W	81-66	N —
2/25/54	Duquesne	W	66-52	H —
3/14/59	Kansas St.	W	85-76	N 5
3/25/61	Ohio St.	W-ot	70-65	N 2
3/24/62	Ohio St.	W	71-59	N 2
12/29/79	Duke	L-ot	75-87	A —
11/19/93	North Carolina	L	63-90	A 19
12/4/96	Kansas	L	66-72	N 4
11/28/98	Duke	W	77-75	N 15
12/31/04	Illinois	L	45-67	N 22

### vs. No. 2

Date	Opponent	Result	Site	UC
2/2/50	Duquesne	L	54-60	H —
1/11/54	Duquesne	L	60-80	A —
3/18/60	California	L	69-77	N 1
12/23/60	Bradley	L	53-72	A —
1/21/67	Louisville	W	59-68	H —
2/18/78	Marquette	L	45-57	A —
12/20/83	Kentucky	L	11-24	H —
2/3/86	Memphis	L	55-74	A —
12/1/87	Kentucky	L	77-101	A —
12/3/94	North Carolina	L	76-86	N 10
3/22/01	Stanford	L	65-78	N —

### vs. No. 3

Date	Opponent	Result	Site	UC
2/18/52	Duquesne	L	64-76	A —
3/3/56	Dayton	L	58-71	A —
3/14/58	Kansas St.	L-ot	80-83	N 2
1/31/61	Bradley	W	73-72	H —
1/26/63	Illinois	W	62-53	A 1
3/23/63	Loyola (Ill.)	L-ot	58-60	N 1
3/11/66	Texas-El Paso	L	76-78	N 7
2/4/67	Louisville	L	57-67	A —
2/23/72	Louisville	L	73-93	A —
1/7/75	Louisville	L	74-82	A —
3/20/75	Louisville	L	63-78	N 12
2/6/80	Louisville	L	73-88	A —
2/16/80	Louisville	L	57-61	H —
12/29/94	Arkansas	L	75-84	N 20
1/22/05	Wake Forest	L	70-74	H 20

### vs. No. 4

Date	Opponent	Result	Site	UC
2/9/52	St. Bonaventure	L	55-76	H —
2/22/54	West. Kentucky	L	77-92	A —
2/14/55	Duquesne	L	67-81	A 17
2/25/55	Duquesne	L	60-68	H 17
12/31/58	North Carolina	L	88-90	N 2
3/20/59	California	L	58-64	N 5
1/16/60	Bradley	L	90-91	A 1
3/18/61	Kansas St.	W	69-64	N 2
12/5/81	Wichita St.	L	67-87	A —
12/18/84	Illinois	L	65-87	N —
1/28/85	Memphis	L	61-81	A —
2/8/89	Louisville	L	66-69	H —
12/19/92	Indiana	L	64-79	A 19
2/21/93	Arizona	L	60-70	N 8
3/28/93	North Carolina	L-ot	68-75	N 7
12/16/93	Temple	L	72-88	A 17
2/22/03	Louisville	W	101-80	H —

### vs. No. 5

Date	Opponent	Result	Site	UC
12/30/58	N. Carolina St.	L	60-69	N 2
12/22/59	Bradley	W	86-71	H 1
1/18/62	Duquesne	W	62-54	A 3
2/19/62	Bradley	W	72-57	H 3
1/19/65	Wichita St.	L	61-65	H —
12/17/77	North Carolina	L	59-67	N 6
12/19/78	Michigan St.	L	52-63	N —
2/3/79	Louisville	L	85-88	A —
2/13/85	Memphis	L	55-68	H —
12/30/87	Wyoming	L	73-100	N —
12/17/02	Oregon	W	77-52	N —
2/5/03	Louisville	L	71-77	A —
1/21/04	Louisville	L	93-66	A 6

### vs. No. 6

Date	Opponent	Result	Site	UC
1/19/52	St. Bonaventure	L	58-77	A —
3/17/55	Duquesne	L	51-65	N —
2/15/58	Oklahoma St.	W	71-59	H 3
2/4/61	Iowa	W	77-60	A —
2/15/64	Wichita St.	W-ot	59-58	H —
12/18/71	Brigham Young	L	79-82	N —
2/6/77	Marquette	W	63-62	H 12
12/22/78	North Carolina	L	59-62	H —

1/15/83	Memphis	L	63-80	H —
1/15/86	Memphis	L	71-89	H —

### vs. No. 7

Date	Opponent	Result	Site	UC
12/18/54	Indiana	W	97-65	H —
12/16/55	Dayton	L	57-66	H 14
3/22/63	Oregon St.	W	80-46	N 1
1/30/64	Wichita St.	L	59-62	A —
1/19/66	Bradley	W	85-69	H —
1/2/71	Drake	W	60-59	H —
1/8/72	Louisville	L	76-84	H —
3/13/76	Notre Dame	L	78-79	N 15
1/18/79	Louisville	L	77-82	H —
2/19/95	Maryland	L	72-74	N —
12/8/99	North Carolina	W	77-68	N 1
3/19/05	Kentucky	L	60-69	N 23

### vs. No. 8

Date	Opponent	Result	Site	UC
1/10/50	Duquesne	L	54-60	A 12
2/21/52	St. John's (NY)	L	64-76	A —
3/4/658	Dayton	W	70-66	H 3
3/12/62	Bradley	W	61-46	N 2
1/5/63	Wichita St.	W	63-50	H 1
1/3/64	Oregon St.	W	57-53	N 4
1/4/64	Oregon St.	L	61-82	A 4
12/18/65	UCLA	W	82-76	A —
12/27/72	Pennsylvania	W	71-65	H —
1/8/73	S.W. Louisiana	L-ot	88-94	H —
3/2/74	Marquette	W	92-77	H —
12/8/79	North Carolina	L	63-68	N —
12/27/85	Oklahoma	L	65-78	N —
2/4/89	Florida St.	L	65-66	H —
1/4/90	Louisville	W	71-66	A —
1/27/94	Massachusetts	W	76-74	H —
3/18/95	Connecticut	L	91-96	N —
1/27/01	Wake Forest	W-ot	78-72	H —
3/8/03	Marquette	L	61-70	A —

### vs. No. 9

Date	Opponent	Result	Site	UC
3/7/59	Bradley	L	66-84	A 3
3/17/62	Colorado	W	73-46	N 2
2/13/65	Wichita St.	L	64-79	A —
3/21/75	Notre Dame	W-ot	95-87	N 12
2/4/78	Louisville	L	76-83	A —

12/3/85	Kentucky	L	54-84	A —
1/30/97	Louisville	L	70-81	A 8
2/22/02	Marquette	W	63-62	H 4
2/2/05	Louisville	L	70-77	A 18

### vs. No. 10 won 7, lost 5

Date	Opponent	Result	Site	UC
2/23/50	Long Island	W	83-65	A —
1/8/53	West. Kentucky	L	76-84	A —
12/15/53	West. Kentucky	L	71-74	H —
1/5/59	Bradley	W-2ot	85-84	H 2
3/16/63	Colorado	W	67-60	N 1
2/22/64	Drake	W	61-55	H —
2/25/72	S.W. Louisiana	W	86-82	H —
3/4/72	Florida St.	W	88-64	H —
1/7/78	Louisville	L	75-78	H 12
1/4/92	Indiana	L	60-81	H —
12/13/97	Xavier (O.)	L	68-88	A —
2/21/04	Louisville	W-ot	66-61	H 17

### vs. No. 11 won 5, lost 5

Date	Opponent	Result	Site	UC
2/23/49	Butler	W	49-44	H —
12/16/52	West. Kentucky	L	76-77	H —
1/3/53	N. Carolina St.	L	72-77	H —
12/30/57	Bradley	L	73-79	A 5
1/13/60	Saint Louis	W	79-57	H 1
2/3/73	Houston	L	85-90	A —
1/9/74	Louisville	W	77-70	H —
3/8/86	Louisville	L	65-86	A —
2/20/91	Southern Miss	W	86-72	H —
2/9/03	Oklahoma St.	W	61-50	H —

### vs. No. 12 won 5, lost 7

Date	Opponent	Result	Site	UC
2/2				

## vs. No. 18

Date	Opponent	Result	Site	UC
12/19/55	Indiana	L 61-80	A	14
2/12/60	Saint Louis	W 60-57	A	1
1/13/73	Florida St.	L 74-78	A	—
12/27/77	Florida St.	W 77-75	H	11
3/9/84	Louisville	L 55-62	N	—
1/20/86	Louisville	W 84-82	A	—
2/16/94	Saint Louis	W 78-73	H	23
3/15/97	Iowa State	L 66-67	N	10
3/15/00	Tulsa	L 61-69	N	7
11/16/01	Oklahoma St.	L 62-69	A	—
2/1/03	Marquette	L 76-82	H	—

## vs. No. 19

Date	Opponent	Result	Site	UC
1/15/49	Butler	L 52-074	A	—
2/2/52	DePaul	L 48-62	A	—
1/25/58	Wichita St.	W 105-81	H	4
2/21/70	Louisville	W 53-52	A	—
2/16/83	Minnesota	L 46-49	A	—

Date	Opponent	Result	Site	UC
1/4/84	Memphis	L 62-88	H	—
2/13/86	Louisville	L 58-74	H	—
3/1/86	Virginia Tech	L 71-83	A	—
2/20/94	California	L 80-89	N	23
2/23/94	Saint Louis	L 67-70	A	—
3/11/94	Marquette	W 72-63	H	—
3/24/96	Mississippi St.	L 63-73	N	7
2/9/02	Wake Forest	W 103-94	A	6
1/15/05	Louisville	L 66-69	H	18

## vs. No. 20

Date	Opponent	Result	Site	UC
2/17/49	Duquesne	W 58-50	A	—
12/29/53	Wyoming	L 54-64	N	—
1/10/70	Louisville	L 63-64	H	—
1/31/77	Memphis	W 88-82	H	12
11/25/89	Minnesota	W 66-64	H	—
2/25/93	Marquette	W 66-57	A	10
1/11/98	Marquette	W 68-51	H	—
2/15/04	Wake Forest	L 91-85	A	13
3/6/04	Memphis	W 83-79	H	13

## vs. No. 21

Date	Opponent	Result	Site	UC
3/1/90	Louisville	L 71-86	H	—
12/22/90	E.Tenn.St.	L 79-90	H	—
2/22/96	Louisville	L 66-72	H	6
3/9/96	Marquette	W-ot 85-84	N	8
2/6/97	Tulane	W 65-64	H	12
12/22/99	Oklahoma	W 77-52	A	4
1/14/04	Marquette	W 85-73	A	10

## vs. No. 22

Date	Opponent	Result	Site	UC
1/7/93	Massachusetts	W 64-53	A	16
1/19/94	Xavier (O.)	L 76-82	A	19
2/10/94	Marquette	L 60-61	H	—
2/13/94	Marquette	W-2ot 89-82	A	—
3/7/96	Louisville	W 92-81	N	8
1/25/98	Rhode Island	W 88-82	H	21

## vs. No. 23

Date	Opponent	Result	Site	UC
12/23/03	Dayton	W 82-53	H	14

## vs. No. 24

Date	Opponent	Result	Site	UC
3/21/93	New Mexico St.	W 92-55	N	7
12/21/94	California	** 76-89	H	13
12/20/95	California	W 77-70	A	9
1/21/99	Louisville	W 81-55	A	5
11/29/00	Dayton	W 82-75	A	22
3/1/03	Memphis	L 48-67	A	—

\*\*California forfeited the victory

## vs. No. 25

Date	Opponent	Result	Site	UC
1/31/90	Xavier (O.)	L-ot 88-90	A	—
11/14/98	Rhode Island	W 70-53	A	17
12/4/99	Gonzaga	W 75-68	N	1

## Cincinnati vs. Ranked Opponents at Home

### Fifth Third Arena at Shoemaker Center

Rk	Opponent	Date	Result	UC
<i>Won 16, Lost 9</i>				
3	Wake Forest	1/22/05	L 70-74	20
4	Louisville	2/22/03	W 101-80	—
8	Massachusetts	1/27/94	W 76-75	—
8	Wake Forest	1/27/01	W-ot 78-72	—
9	Marquette	2/22/02	W 63-62	4
10	Indiana	1/4/92	L 60-81	—
10	Louisville	2/21/04	W-ot 66-61	17
11	Southern Miss	2/20/91	W 86-72	—
11	Oklahoma State	2/9/03	W 61-50	—
12	South Carolina	2/15/97	L 83-97	8
14	Memphis	2/29/96	W 71-66	7
15	Marquette	2/10/93	W 55-53	8
15	Temple	2/20/00	L 69-77	1
16	Xavier	12/7/02	L 44-50	—
18	Saint Louis	2/16/94	W 78-73	23
18	Marquette	2/1/03	L 76-82	—
19	Marquette	3/11/94	W 72-63	—
19	Louisville	1/15/05	L 66-69	18
20	Marquette	1/11/98	W 68-51	—
20	Minnesota	11/25/89	W 66-64	—
20	Memphis	3/6/04	W 83-79	13
21	Louisville	2/22/96	L 66-72	6
21	Louisville	3/1/90	L 71-86	—
21	E.Tennessee St.	12/22/90	L 79-90	—
21	Tulane	2/6/97	W 65-64	12
22	Marquette	2/10/94	L 60-61	—
22	Rhode Island	1/25/98	W 88-82	21
23	Dayton	12/23/03	W 82-53	14
24	California	12/21/94	** 76-89	13

\*\*California forfeited the victory

6	Memphis	1/15/86	L 71-89	—
6	Memphis	1/15/83	L 63-80	—
7	Louisville	1/18/79	L 77-82	—
10	Louisville	1/7/78	L 75-78	12
12	Louisville	2/2/83	L 73-79	—
16	Virginia Tech	1/18/86	W-2ot 107-104	—
17	UAB	12/12/84	W 69-67	—
18	Florida State	12/27/77	W 77-75	11
19	Memphis	1/4/84	L 62-88	—
19	Louisville	2/13/86	L 58-74	—
20	Memphis	1/31/77	W 88-82	12

### Armory Fieldhouse

Rk	Opponent	Date	Result	UC
<i>Won 27, Lost 7</i>				
2	Louisville	1/21/67	W 59-58	—
3	Bradley	1/31/61	W 73-72	—
4	Duquesne	2/25/55	L 60-68	17
5	Bradley	2/19/62	W 72-57	3
5	Wichita State	1/9/65	L 61-65	—
5	Bradley	12/22/59	W 87-71	1
6	Oklahoma St.	2/15/58	W 71-59	3
6	Wichita State	2/15/64	W-ot 59-58	—
7	Bradley	1/19/66	W 85-69	—
7	Indiana	12/18/54	W 97-65	—
7	Louisville	1/8/72	L 76-84	—
7	Drake	1/2/71	W 60-59	—
7	Dayton	12/16/55	L 57-66	14
8	S.W.Louisiana	1/8/73	L-ot 88-94	—
8	Wichita State	1/5/63	W 63-50	1
8	Marquette	3/2/74	W 92-77	—
8	Pennsylvania	12/27/72	W 71-65	—
10	Drake	2/22/64	W 61-55	—
10	Bradley	1/5/59	W-2ot 85-84	2

10	Florida State	3/4/72	W 88-64	—
10	S.W.Louisiana	2/25/72	W 86-82	—
11	Saint Louis	1/13/60	W 79-57	1
11	Louisville	1/9/74	W 77-70	—
12	Saint Louis	3/9/59	W 66-59	5
13	Dayton	2/18/55	L 69-80	12
13	Bradley	2/12/58	W 94-77	3
14	Louisville	1/11/69	W 87-64	19
15	Louisville	2/24/71	W 79-78	—
16	Jacksonville	2/12/72	W 88-84	—
16	Drake	2/24/70	W 88-72	—
16	Louisville	1/6/76	W 77-73	15
17	Ohio	12/23/71	W 104-67	—
19	Wichita State	1/25/58	W 105-81	4
20	Louisville	1/10/70	L 63-64	—

### Cincinnati Gardens

Rk	Opponent	Date	Result	UC
<i>Won 3, Lost 7</i>				
1	Duquesne	2/25/54	W 66-52	—
2	Duquesne	2/2/50	L 54-60	—
4	Louisville	2/8/89	L 66-69	—
4	St.Bonaventure	2/9/52	L 55-76	—
8	Florida State	2/4/89	L 65-66	—
8	Dayton	3/4/58	W 70-66	3
10	West. Kentucky	12/15/53	L 71-74	—
11	N. Carolina St.	1/3/53	L 72-77	—
11	West. Kentucky	12/16/52	L 76-77	—
11	Butler	2/23/49	W 49-44	—

### Riverfront Coliseum

Rk	Opponent	Date	Result	UC
<i>Won 5, Lost 11</i>				
2	Kentucky	12/20/83	L 11-24	—
3	Louisville	2/16/80	L 57-61	—
5	Memphis	2/13/85	L 55-68	—
6	Marquette	2/6/77	W 63-62	12
6	North Carolina	12/22/78	L 59-62	—

*Cincinnati compiled a 27-7 record vs. ranked teams while playing in Armory Fieldhouse.*





# UC in the NCAA Tournament

1958	1-1	Midwest Regional—3rd place
1959	3-1	Midwest Regional—Champs Final Four—3rd place
1960	3-1	Midwest Regional—Champs Final Four—3rd place
1961	4-0	Midwest Regional—Champs Final Four—National Champs
1962	4-0	Midwest Regional—Champs Final Four—National Champs
1963	3-1	Midwest Regional—Champs Final Four—Runner-Up
1966	0-2	Midwest Regional—4th place
1975	2-1	Midwest Regional—3rd place
1976	0-1	Midwest Pre-Regional
1977	0-1	Midwest Pre-Regional
1992	4-1	Midwest Regional (No. 4 seed) Regional Champs Final Four—Semifinalist
1993	3-1	East Regional (No. 2 seed) Regional Runner-up
1994	0-1	West Regional (No. 8 seed)
1995	1-1	West Regional (No. 7 seed)
1996	3-1	Southeast Regional (No. 2 seed) Regional Runner-up
1997	1-1	Midwest Regional (No. 3 seed)
1998	1-1	West Regional (No. 2 seed)
1999	1-1	East Regional (No. 3 seed)
2000	1-1	South Regional (No. 2 seed)
2001	2-1	West Regional (No. 5 seed)
2002	1-1	West Regional (No. 1 seed)

2003	0-1	West Regional (No. 8 seed)
2004	1-1	Atlanta Regional (No. 4 seed)
2005	1-1	Austin Regional (No. 7 seed)

### NCAA Tournament Recap

**Appearances:** 24  
**Record:** W 40, L 21 (.656)

8 Elite Eight Appearances  
6 Final Four Appearances  
2 National Championships

### UC in the NIT

#### Postseason

1951	0-1	
1955	2-1	3rd place
1957	0-1	
1970	0-1	
1974	0-1	
1985	1-1	
1990	1-1	
1991	1-1	
Totals	5-8	

#### Preseason

1993-94	1-1
1997-98	1-1



Oscar Robertson



Paul Hogue

### NCAA FINALS

#### ALL-TOURNEY TEAM

- 1959 Oscar Robertson
- 1960 Oscar Robertson
- 1961 Bob Wiesenhahn  
Carl Bouldin
- 1962 Paul Hogue  
*Most Outstanding Player*  
Tom Thacker  
George Wilson
- 1963 Ron Bonham  
Tom Thacker  
George Wilson

#### NCAA ALL-REGIONAL

- 1958 Oscar Robertson (*MVP*)
- 1959 Oscar Robertson (*MVP*)
- 1960 Oscar Robertson (*MVP*)  
Paul Hogue
- 1961 Bob Wiesenhahn (*MVP*)  
Tom Thacker
- 1962 Paul Hogue (*MVP*)  
Tom Thacker  
George Wilson
- 1963 Ron Bonham  
Tom Thacker  
George Wilson
- 1975 Robert Miller
- 1992 Herb Jones (*MVP*)  
Anthony Buford  
Nick Van Exel
- 1993 Erik Martin  
Nick Van Exel
- 1996 Danny Forston  
Darnell Burton
- 2001 Kenny Satterfield

#### NIT ALL-TOURNEY TEAM

- 1956 Frank Nimmo

# UC Coaches in the NCAA Tournament



Ed Jucker

	Yrs	Won	Lost	Pct	1st	2nd	3rd	Chp.	Reg.
Bob Huggins	14	20	14	.588	0	0	1	1	
Ed Jucker	3	11	1	.917	2	1	0	3	
George Smith	3	7	3	.700	0	0	2	2	
Gale Catlett	3	2	3	.400	0	0	0	0	
Tay Baker	1	0	2	.000	0	0	0	0	

*Ed Jucker's .917 career winning percentage in NCAA Tournament competition is an NCAA record.*

# Cincinnati NCAA Tourney Records

### Team-Single Game

Points	101	v. UCLA, 2002
FG	43	v. DePaul, 1960
FGA	80	v. UCLA, 2002
FG Pct.	.614	v. Temple, 1995
3-FG	15	v. Connecticut, 1995
3-FGA	32	v. East Tenn. St., 2004
3-FG Pct	.579	v. Brigham Young, 2001
FT	27	v. Arkansas, 1958
FTA	39	v. Oregon State, 1963
FT Pct.	.900	v. Temple, 1996
Assists	24	v. Louisville, 1959
Rebounds	68	v. Texas Tech, 1961

### Individual-Single Game

Points	56	Oscar Robertson v Arkansas, 1958
FG	21	Oscar Robertson v Arkansas, 1958
FGA	36	Oscar Robertson v Arkansas, 1958
3-FG	6	Nick Van Exel v N. Carolina, 1993
3-FGA	14	Nick Van Exel v N. Carolina, 1993
FT	14	Oscar Robertson v Arkansas, 1958
FTA	19	Oscar Robertson v Louisville, 1959
Assists	9	Oscar Robertson v California, 1959 Damon Flint v Butler, 1997
Rebounds	20	Mike Franklin v Notre Dame, 1975



# Fifth Third Arena at Shoemaker Center Records

## Individual

### POINTS

UC: 42 Melvin Levett v. E. Kentucky, 1997-98  
UC Opp: 37 Jermaine Guise, Butler, 1993-94

### FIELD GOALS

UC: 16 Melvin Levett v. E. Kentucky, 1997-98  
UC Opp: 14 Jermaine Guise, Butler, 1993-94

### FIELD GOAL ATTEMPTS

UC: 28 Dontonio Wingfield v. Butler, 1993-94  
UC Opp: 24 Michael Wilson, Memphis, 1994-95  
Elmer Young, Youngstown St., 1999-00

### FIELD GOAL PCT (10 FGM)

UC: .933 Danny Fortson v. E. Mich., (14-15), 1996-97  
UC Opp: .800 Steve Smith, Mich. St. (12-15), 1990-91

### 3-POINT FIELD GOALS

UC: 10 Melvin Levett v. E. Kentucky, 1997-98  
UC Opp: 7 Michael Hawkins, Xavier (O.) 1992-93  
Taquan Dean, Louisville, 2004-05  
Steve Novak, Marquette, 2004-05

### 3-POINT FIELD GOAL ATTEMPTS

UC: 17 LaZelle Durden v. Dayton, 1993-94  
UC Opp: 14 Tony Rice, Wagner, 1995-96  
Brendan Plavich, Charlotte, 2004-05

### 3-POINT FIELD GOAL PCT. (5 3-FGM)

UC: 1.000 Field Williams, Louisville (5-5), 2001-02  
UC Opp: 1.000 Mingo Johnson, Memphis (5-5), 1994-95



### FREE THROWS

UC: 18 Bobby Brannen v. Minnesota, 1997-98  
UC Opp: 17 Larry Davis, South Carolina, 1996-97

### FREE THROW ATTEMPTS

UC: 20 Bobby Brannen v. Minnesota, 1997-98  
UC Opp: 20 Larry Davis, South Carolina, 1996-97

### FREE THROW PCT (10 FTM)

UC: 1.000 Bobby Brannen v. Morehead St. (10-10), 1997-98  
Bobby Brannen v. Southern Miss. (14-14), 1997-98  
UC Opp: 1.000 Three opponents

### REBOUNDS

UC: 23 Kenyon Martin v. DePaul, 1997-98  
UC Opp: 15 Clarence Weatherspoon, So. Miss., 1989-90

### ASSISTS

UC: 11 Charles Williams v. Howard, 1996-97  
Darnell Burton v. E. Mich., 1996-97  
Other: 11 Tink Brown, Marshall v. Tenn-Martin, 1994-95  
UC Opp: 10 Sean Colson, UNC Charlotte, 1997-98

### STEALS

UC: 7 Michael Horton v. Louisville, 1997-98  
UC Opp: 6 Rod Wheeler, Virginia Tech, 1990-91  
Robert Dowdell, Coast. Carolina, 1989-90

### BLOCKS

UC: 10 Kenyon Martin v. DePaul, 1997-98  
Kenyon Martin v. Memphis, 1999-00  
UC Opp: 8 Jim McIlvaine, Marquette, 1993-94

### TURNOVERS

UC Opp: 10 Michael Hart, Tenn-Martin, 1994-95  
Jerald Honeycutt, Tulane, 1996-97  
Other: 10 DeMarko Wright, Tenn-Martin v. Marshall, 1994-95  
UC: 9 Keith LeGree v. California, 1994-95

## UC vs. Foes in Fifth Third Arena

Akron .....	1-0	Houston .....	4-0	Saint Louis .....	12-1
Alcorn State .....	2-0	Howard .....	1-0	Sam Houston St. ....	1-0
American .....	1-0	Illinois State .....	1-0	South Alabama .....	1-0
Arizona State .....	0-1	Indiana .....	0-1	South Carolina .....	2-1
Arkansas .....	1-0	Jackson State .....	1-0	Southeast Missouri .....	1-0
Austin Peay .....	3-0	Kent .....	1-0	Southern .....	1-0
Ball State .....	1-0	Kentucky .....	0-1	Southern California .....	1-0
Boise State .....	1-0	LaSalle .....	2-0	Southern Miss .....	6-1
Bowling Green .....	1-0	Louisville .....	8-4	Southwestern Louisiana .....	1-0
Brooklyn .....	1-0	Marquette .....	10-4	TCU .....	1-0
Butler .....	1-0	Marshall .....	1-0	Temple .....	1-1
California .....	1-0	Massachusetts .....	1-0	Tennessee .....	1-0
CalSt.-Northridge .....	1-0	McNeese State .....	1-0	Tennessee-Martin .....	1-0
Canisius .....	0-1	Memphis .....	10-1	Tennessee State .....	1-0
Charlotte .....	9-1	Miami (OH) .....	3-1	Tennessee Tech .....	1-0
Chattanooga .....	1-0	Michigan State .....	0-1	Texas Southern .....	1-0
Chicago State .....	2-0	Middle Tennessee .....	2-0	Toledo .....	1-0
Clemson .....	1-0	Minnesota .....	3-0	Tulane .....	7-1
Cleveland State .....	2-0	Mississippi Valley State .....	1-0	UAB .....	9-1
Coastal Carolina .....	0-1	Morehead State .....	3-0	UNLV .....	2-0
Coppin State .....	2-0	Nicholls State .....	1-0	USF .....	5-0
Dayton .....	6-0	N. Car.-Asheville .....	1-0	Valparaiso .....	3-0
DePaul .....	14-1	N. Car.-Wilmington .....	3-0	Vanderbilt .....	1-0
Detroit .....	2-0	Northern Iowa .....	1-0	Virginia Tech .....	2-0
Duquesne .....	1-0	Northwestern (La.) State .....	1-0	Wagner .....	1-0
East Carolina .....	4-0	Oakland .....	3-0	Wake Forest .....	1-1
East Tennessee St. ....	0-1	Ohio .....	1-0	Washington .....	1-0
Eastern Kentucky .....	2-0	Oklahoma .....	1-0	Western Carolina .....	1-0
Eastern Michigan .....	1-0	Oklahoma State .....	1-0	Winthrop .....	1-0
Elon .....	1-0	Rhode Island .....	1-0	Wisconsin-Milwaukee .....	1-0
Fairleigh-Dickinson .....	1-0	Richmond .....	1-0	Wright State .....	2-0
Florida A&M .....	1-0	Robert Morris .....	1-0	Wyoming .....	2-0
Florida State .....	2-0	Rutgers .....	2-0	Xavier .....	5-3
Georgia Southern .....	1-0	Saint Francis (PA) .....	1-0	Youngstown State .....	2-0

## Year-by-Year in the Shoe

Season	Record	Avg. Attn.
1989-90 .....	10-4 .....	9,273
1990-91 .....	13-4 .....	10,188
1991-92 .....	15-2 .....	10,111
1992-93 .....	14-0 .....	12,238
1993-94 .....	18-2 .....	12,629
1994-95 .....	11-3 .....	13,099
1995-96 .....	13-1 .....	12,719
1996-97 .....	13-2 .....	13,158
1997-98 .....	19-1 .....	11,009
1998-99 .....	14-0 .....	12,977
1999-00 .....	13-1 .....	13,176
2000-01 .....	11-3 .....	12,906
2001-02 .....	15-0 .....	12,058
2002-03 .....	12-3 .....	12,182
2003-04 .....	14-1 .....	12,237
2004-05 .....	15-2 .....	11,059

**Record:** 220-29 .884  
**Win Streak:** 44 games (11/30/97-2/20/00)  
**Attendance:** 2,981,240 total, 11,973 avg.



## Team

### POINTS

UC: 116 v. Dayton, 1994-95  
v. Cal. St.-Northridge, 1994-95  
UC Opp: 97 South Carolina, 1996-97

### FIELD GOALS

UC: 49 v. Dayton, 1994-95  
UC Opp: 35 Dayton, 1989-90

### FIELD GOAL ATTEMPTS

UC: 89 v. Houston, 1998-99  
UC Opp: 78 Tulane, 1994-95

### FIELD GOAL PERCENTAGE

UC: .672 v. East. Michigan (41-61), 1996-97  
UC Opp: .592 Louisville (29-49), 1989-90

### 3-POINT FIELD GOALS

UC: 24 v. Oakland, 1998-99  
UC Opp: 15 South Carolina, 1996-97  
Oakland, 1998-99

### 3-POINT FIELD GOAL ATTEMPTS

UC: 48 v. Oakland, 1998-99  
UC Opp: 34 Oakland, 1998-99  
UNC Charlotte, 1999-00

### 3-POINT FIELD GOAL PERCENTAGE

UC Opp: .750 Memphis (9-12), 1994-95  
UC: .667 v. St. Francis (Pa.) (4-6), 1990-91

### FREE THROWS

UC: 42 v. Louisville, 2002-03  
UC Opp: 33 DePaul, 1993-94

### FREE THROW ATTEMPTS

UC: 58 v. Louisville, 2002-03  
UC Opp: 49 California, 1994-95

### FREE THROW PERCENTAGE

UC: 1.000 v. Ball State (16-16), 1990-91  
UC Opp: .889 UNC Charlotte (8-9), 1997-98

### REBOUNDS

UC: 56 v. Rutgers, 1996-97  
v. Chicago State, 1992-93  
UC Opp: 49 Louisville, 2002-03

### ASSISTS

UC: 28 v. Elon, 2003-04  
UC Opp: 17 E. Tennessee State, 1990-91  
Wake Forest, 2004-05

### STEALS

UC: 20 v. Howard, 1996-97  
UC Opp: 11 UNLV, 2001-02  
UAB, 2004-05

### BLOCKS

UC: 14 v. DePaul, 1997-98  
UC Opp: 8 Marquette, 1993-94

### TURNOVERS

Record: 37 *Tenn-Martin v. Marshall, 1994-95*  
UC Opp: 35 *Tenn-Martin, 1994-95*  
UC: 26 v. Middle Tenn., 1991-92



Schmidlapp Gymnasium



Armory Fieldhouse



U.S. Bank Arena/Riverfront Coliseum

## Attendance Records

### Home Attendance

#### Season Average

13,176 1999-00  
13,158 1996-97  
13,099 1994-95

Sellouts 14 1996-97, 1999-00  
Con. Sellouts 14 1999-00

### Largest Home Crowds

#### at FIFTH THIRD ARENA/ SHOEMAKER CENTER

13,176 — Fifth Third Arena capacity achieved 121 times

1 sellout - 1989-90.  
4 sellouts - 1990-91  
3 sellouts - 1991-92  
8 sellouts - 1992-93  
12 sellouts - 1993-94  
12 sellouts - 1994-95  
10 sellouts - 1995-96  
14 sellouts - 1996-97  
4 sellouts - 1997-98  
10 sellouts - 1998-99  
14 sellouts - 1999-00  
9 sellouts - 2000-01  
6 sellouts - 2001-02  
5 sellouts - 2002-03  
5 sellouts - 2003-04  
5 sellouts - 2004-05

Most Frequent Sellout Opponents  
DePaul (11), Marquette (11)

### RIVERFRONT COLISEUM/U.S. BANK ARENA

17,038 vs. Louisville, Jan. 7, 1978  
17,009 vs. Dayton, Jan. 12, 1977  
16,342 vs. Xavier (OH), Jan. 30, 1985

#### at CINCINNATI GARDENS

15,011 vs. Dayton, Mar. 4, 1958  
14,133 vs. Xavier (OH), Feb. 25, 1963  
13,417 vs. Xavier (OH), Mar. 1, 1962

#### in ARMORY FIELDHOUSE

8,192 vs. Houston, Feb. 6, 1960 (game in which Oscar Robertson broke NCAA career scoring record)  
8,139 vs. Wichita State, Jan. 6, 1963  
8,126 vs. Tulsa, Feb. 29, 1960

### Largest Road Crowds

50,379 vs. Michigan, April 4, 1992 at Minneapolis Metrodome (NCAA Final Four)  
40,331 vs. Kentucky, Mar. 19, 2005 at Indianapolis RCA Dome (NCAA Tourn.)  
31,683 vs. Michigan St., Dec. 19, 1978 at Pontiac Silverdome  
27,284 vs. Iowa, Mar. 17, 2005 at Indianapolis RCA Dome (NCAA Tournament)  
23,890 vs. Georgia Tech, Mar. 22, 1996 at Rupp Arena, Lexington, Ky. (NCAA Reg.)  
23,850 vs. Mississippi St., Mar. 24, 1996 at Rupp Arena, Lexington, Ky. (NCAA Reg.)

## Bearcat Home Courts

	Won	Lost	Pct.
SC—Fifth Third Arena			
at Shoemaker Center .....	220	29	.884
CG—Cincinnati Gardens .....	99	32	.756
FH—Armory Fieldhouse .....	247	29	.894
RC—U.S. Bank Arena			
(formerly Riverfront Coliseum) .....	110	50	.688
MH—Music Hall .....	17	8	.680
Sch—Schmidlapp Gym .....	222	120	.649
Cen—Central High School .....	3	0	1.000
Mc—McMicken Gym .....	25	11	.694
XS—Schmidt Fieldhouse .....	1	4	.200
HOME GAME RECORD .....	892	281	.760

- Record at Cincinnati Gardens includes games in which UC was the home team. UC's all-time record at the Gardens is 101-38.
- UC won 72 consecutive games in Armory Fieldhouse between the 1957-58 season and 1963-64. The Bearcats won 18 straight at Cincinnati Gardens during this period, giving them a home win streak of 90 games.
- UC won its first 23 games at Riverfront Coliseum.
- From the mid-point of the 1972-73 season to midway 1977-78, UC won 80 consecutive home games, which included 53 straight wins in Armory Fieldhouse, four in Cincinnati Gardens and 23 in Riverfront Coliseum.



# Cincinnati vs. All Opponents

2005 Outlook

	Won	Lost	Series Began	Last Meeting
Akron	11	8	1914-15	2003-04
Alabama	1	1	1983-84	2000-01
Alcorn State	2	0	1989-90	1997-98
American	1	0	1991-92	1991-92
Anderson	1	0	1947-48	1947-48
Antioch	3	1	1909-10	1922-23
Arizona	0	3	1975-76	1995-96
Arizona State	1	2	1972-73	1997-98
Arkansas	3	1	1957-58	1996-97
Arkansas State	1	1	1988-89	1989-90
Army	0	1	1969-70	1969-70
Augustana (S.D.)	1	0	1979-80	1979-80
Austin Peay	5	0	1977-78	1994-95
Ball State	4	1	1954-55	1990-91
Baylor	0	1	1946-47	1946-47
Bellarmino	2	0	1981-82	1982-83
Berea	2	0	1925-26	1926-27
Bethune-Cookman	1	0	1988-89	1988-89
Biscayne	3	0	1975-76	1977-78
Boise State	2	0	1999-00	2000-01
Boston College	1	1	1969-70	1973-74
Boston University	2	1	1980-81	2001-02
Bowling Green	7	0	1970-71	1989-90
Bradley	19	13	1954-55	1981-82
Brigham Young	1	2	1930-31	2000-01
Brooklyn	2	0	1988-89	1991-92
Brown	1	0	1973-74	1973-74
Buffalo	1	0	1970-71	1970-71
Buffalo State	1	0	1976-77	1976-77
Butler	10	6	1910-11	1996-97
California	3	4	1958-59	1995-96
Cal-Irvine	0	1	1984-85	1984-85
Cal-Poly SLO	1	0	1979-80	1979-80
Cal-Riverside	1	0	1970-71	1970-71
Cal St.-Northridge	1	0	1994-95	1994-95
Canisius	0	1	1994-95	1994-95
Capital	0	3	1914-15	1918-19
Cedarville	7	0	1920-21	1950-51
Centenary	3	0	1954-55	1966-67
Central Florida	1	0	1983-84	1983-84
Central Missouri St.	1	0	1965-66	1965-66
Centre	4	1	1908-09	1940-41
Charleston (SC)	1	0	1920-21	1920-21
Charlotte	14	8	1995-96	2004-05
Chase	1	0	1951-52	1951-52
Chattanooga	1	0	2002-03	2002-03
Chicago State	2	0	1992-93	1993-94
Citadel	1	0	1959-60	1959-60
Clemson	4	1	1927-28	2003-04
Cleveland State	11	0	1970-71	1999-00
Coastal Carolina	1	1	1986-87	1989-90
Colorado	7	1	1961-62	1982-83
Colorado State	2	0	1948-49	1954-55
Connecticut	0	1	1994-95	1994-95
Coppin State	3	0	1992-93	2003-04
Cornell	0	1	1930-31	1930-31
Creighton	2	0	1961-62	1989-90
Dartmouth	0	1	1921-22	1921-22
Davidson	3	3	1962-63	1974-75
Dayton	58	29	1906-07	2004-05
Delaware	1	0	1991-92	1991-92
Denison	13	26	1907-08	1933-34
Denver	4	0	1963-64	1985-86

	Won	Lost	Series Began	Last Meeting
DePaul	28	11	1949-50	2004-05
DePauw	4	6	1930-31	1962-63
Detroit	2	2	1930-31	2004-05
Drake	22	8	1957-58	1973-74
Duke	1	2	1979-80	1998-99
Duquesne	22	12	1947-48	2001-02
Earlham	1	3	1910-11	1912-13
East Carolina	7	0	1991-92	2004-05
Eastern Kentucky	9	0	1956-57	1997-98
Eastern Michigan	1	0	1996-97	1996-97
East Tennessee State	2	1	1955-56	2003-04
Elon	1	0	2003-04	2003-04
Evansville	3	2	1954-55	1990-91
Fairleigh Dickinson	2	0	1973-74	1991-92
Florida A&M	1	0	2002-03	2002-03
Florida State	15	21	1971-72	1990-91
Fordham	1	0	1956-57	1956-57
Franklin	1	0	1909-10	1909-10
Furman	1	0	1953-54	1953-54
George Mason	1	0	1998-99	1998-99
Georgia Southern	1	0	1992-93	1992-93
Georgia Tech	8	3	1926-27	1995-96
George Washington	12	1	1956-57	1975-76
Georgetown (Ky.)	13	4	1903-04	1938-39
Gonzaga	1	1	1999-00	2002-03
Hanover	11	6	1902-03	1954-55
Harvard	0	1	1974-75	1974-75
Hawaii	0	1	1994-95	1994-95
Heidelberg	3	1	1920-21	1924-25
Hiram	1	0	1921-22	1921-22
Holy Cross	0	3	1975-76	1980-81
Houston	22	1	1957-58	2004-05
Howard	1	0	1996-97	1996-97
Huntington	1	0	1920-21	1920-21
Illinois	1	3	1962-63	2004-05
Illinois-Chicago	2	1	1980-81	1983-84
Illinois State	1	0	1995-96	1995-96
Indiana	3	12	1905-06	1992-93
Indiana State	11	1	1956-57	1986-87
Indianapolis	1	4	1934-35	1936-37
Iowa	6	2	1959-60	2004-05
Iowa State	2	1	1996-97	1999-00
Jackson State	1	0	2004-05	2004-05
Jacksonville	3	1	1971-72	1976-77
James Madison	1	0	1984-85	1984-85
John Carroll	1	0	1948-49	1948-49
Kansas	4	3	1949-50	1996-97
Kansas State	6	1	1957-58	1968-69
Kent State	6	1	1952-53	2000-01
Kentucky	11	27	1901-02	2004-05
Kentucky Wesleyan	7	0	1932-33	1950-51
Kenyon	10	8	1903-04	1925-26
LaSalle	8	3	1947-48	2004-05
Long Beach State	0	1	1978-79	1978-79
Long Island	1	0	1949-50	1949-50
Longwood	1	0	2004-05	2004-05
Louisiana-Lafayette	2	2	1971-72	1998-99
Louisiana-Monroe	1	0	2001-02	2001-02
Louisville	37	49	1920-21	2004-05
Loyola (IL)	6	6	1934-35	1987-88
Loyola (LA)	2	0	1955-56	1956-57
Loyola Marymount	1	1	1960-61	1970-71
MacMurray	1	0	1969-70	1969-70

	Won	Lost	Series Began	Last Meeting
Maine	1	0	1922-23	1922-23
Manhattan	1	1	1946-47	1952-53
Marietta	4	3	1902-03	1941-42
Marquette	23	15	1973-74	2004-05
Marshall	19	11	1921-22	2000-01
Maryland	1	2	1948-49	1994-95
Massachusetts	3	0	1992-93	1997-98
McNeese State	1	0	1995-96	1995-96
Memphis	36	27	1967-68	2004-05
Metropolitan State	1	0	1987-88	1987-88
Miami (Fla.)	0	1	1946-47	1946-47
Miami (Ohio)	88	53	1903-04	2004-05
Michigan	1	3	1921-22	1991-92
Michigan State	4	9	1930-31	1991-92
Middle Tennessee St.	2	0	1991-92	2003-04
Minnesota	6	2	1982-83	1998-99
Mississippi	1	0	1954-55	1954-55
Mississippi State	1	2	1979-80	2001-02
Miss. Valley State	1	0	1999-00	1999-00
Missouri-Kansas City	1	1	1988-89	1991-92
Montana State	1	0	1980-81	1980-81
Morehead St. (Ky.)	10	2	1938-39	1997-98
Mount Union	0	5	1916-17	1942-43
Muskingum	6	2	1921-22	1931-32
Navy	0	1	1974-75	1974-75
Nebraska	3	0	1948-49	1996-97
New Hampshire	1	0	1974-75	1974-75
New Mexico State	1	0	1992-93	1992-93
New York	3	0	1958-59	1969-70
Niagara	1	0	1954-55	1954-55
Nicholls State	1	0	1998-99	1998-99
North Carolina	1	7	1958-59	1999-00
North Carolina A&T	2	0	1977-78	1978-79
N. Carolina Asheville	1	0	1990-91	1990-91
N. Carolina Greensboro	1	0	1995-96	1995-96
N. Carolina Wilmington	6	0	1988-89	2000-01
North Carolina State	0	5	1947-48	1958-59
North Dakota State	1	0	1968-69	1968-69
North Texas State	22	4	1957-58	1969-70
Northeastern Illinois	1	0	1973-74	1973-74
Northern Arizona	1	0	1997-98	1997-98
Northern Illinois	4	0	1970-71	1987-88
Northern Iowa	1	0	2004-05	2004-05
Northern Kentucky	7	0	1981-82	1988-89
Northern Michigan	1	0	1968-69	1968-69
Northwestern (La.) St.	1	0	2004-05	2004-05
Notre Dame	1	3	1939-40	2000-01
Oakland	3	0	1998-99	2003-04
Oberlin	2	1	1922-23	1924-25
Ohio	38	37	1907-08	1999-00
Ohio Northern	5	1	1916-17	1924-25
Ohio State	4	4	1904-05	1961-62
Ohio Wesleyan	10	27	1911-12	1937-38
Oklahoma	2	2	1985-86	1999-00
Oklahoma City	1	0	1954-55	1954-55
Oklahoma State	2	3	1957-58	2002-03
Old Dominion	1	0	1970-71	1970-71
Oral Roberts	2	0	1987-88	1988-89
Oregon	1	0	2002-03	2002-03
Oregon State	4	2	1962-63	1973-74
Otterbein	5	4	1904-05	1923-24
Pacific	2	0	1954-55	1958-59
Pennsylvania	1	0	1972-73	1972-73



	Won	Lost	Series Began	Last Meeting
Penn State	0	1	1973-74	1973-74
Pepperdine	5	0	1946-47	1981-82
Pittsburgh	6	1	1949-50	1979-80
Portland	1	0	1989-90	1989-90
Purdue	2	0	2001-02	2004-05
Princeton	3	1	1920-21	1964-65
Regis	2	0	1956-57	1986-87
Rhode Island	2	0	1997-98	1998-99
Rice	1	1	1970-71	1972-73
Richmond	4	0	1955-56	2001-02
Rio Grande	1	0	1929-30	1929-30
Robert Morris	1	0	1993-94	1993-94
Rollins	1	0	1980-81	1980-81
Rutgers	6	1	1971-72	1996-97
St. Bonaventure	3	4	1950-51	1973-74
St. Francis (N.Y.)	2	0	1948-49	1948-49
St. Francis (Pa.)	2	0	1954-55	1990-91
St. John's (N.Y.)	2	3	1951-52	1977-78
St. Joseph's (Ind.)	6	1	1963-64	1976-77
St. Joseph's (Pa.)	3	1	1957-58	1969-70
Saint Louis	59	19	1955-56	2004-05
Sam Houston State	1	0	1990-91	1990-91
San Francisco	1	0	1975-76	1975-76
Santa Clara	1	1	1984-85	1999-00
Seton Hall	4	2	1954-55	1978-79
Siena	1	0	1954-55	1954-55
South Alabama	2	0	1991-92	1992-93
South Carolina	7	13	1967-68	1997-98
South Carolina St.	1	0	1988-89	1988-89
South Dakota	3	0	1965-66	1968-69
South Florida	18	4	1974-75	2004-05
Southeast Missouri	2	0	1992-93	1996-97

	Won	Lost	Series Began	Last Meeting
Southern	1	0	1989-90	1989-90
Southern California	3	3	1965-66	1996-97
Southern Methodist	2	1	1947-48	1974-75
Southern Miss	17	13	1979-80	2004-05
Southern Utah	1	0	1998-99	1998-99
Southwest Missouri	1	0	1996-97	1996-97
Stanford	2	1	1968-69	2000-01
Stetson	1	1	1982-83	1986-87
TCU	5	0	1958-59	2004-05
Temple	13	6	1957-58	1999-00
Tennessee	5	1	1952-53	1992-93
Tennessee-Martin	1	0	1994-95	1994-95
Tennessee State	3	1	1986-87	1993-94
Tennessee Tech	1	0	2002-03	2002-03
Texas	1	0	1962-63	1962-63
Texas A&M	1	0	1974-75	1974-75
Texas-El Paso	1	1	1965-66	1991-92
Texas Southern	1	0	1992-93	1992-93
Texas Tech	1	0	1960-61	1960-61
Texas Wesleyan	1	0	1948-49	1948-49
Toledo	8	14	1935-36	2001-02
Toronto	1	0	1946-47	1946-47
Pennsylvania	3	0	1908-09	1933-34
Tulane	21	13	1976-77	2004-05
Tulsa	20	11	1946-47	1999-00
UAB	14	7	1984-85	2004-05
UCLA	2	1	1961-62	2001-02
Union (Ky.)	2	0	1953-54	1954-55
UNLV	4	0	1998-99	2001-02
Utah	3	1	1947-48	1965-66
Valparaiso	4	1	1947-48	2004-05
Vanderbilt	4	1	1922-23	2004-05

	Won	Lost	Series Began	Last Meeting
Villanova	0	1	1947-48	1947-48
Virginia	3	1	1923-24	1992-93
Va. Commonwealth	1	2	1973-74	1980-81
Virginia Tech	12	18	1978-79	1990-91
Wabash	1	0	1974-75	1974-75
Wagner	1	0	1995-96	1995-96
Wake Forest	5	2	1958-59	2004-05
Washington	3	1	1971-72	1996-97
Washington & Lee	1	0	1955-56	1955-56
Wayne (Mich.)	6	4	1938-39	1947-48
West Texas State	1	1	1950-51	1970-71
West Virginia	6	4	1940-41	1997-98
Western Carolina	1	0	1996-97	1996-97
Western Illinois	0	1	1983-84	1983-84
Western Kentucky	6	12	1949-50	1996-97
Western Michigan	15	1	1947-48	1966-67
Western Reserve	17	4	1913-14	1952-53
Wichita State	18	11	1957-58	1981-82
William & Mary	6	0	1949-50	1972-73
Wilmington	27	2	1907-08	1951-52
Winthrop	1	0	1997-98	1997-98
Wisconsin	5	1	1961-62	1993-94
Wis-Milwaukee	3	0	1974-75	1999-00
Wittenberg	19	22	1904-05	1942-43
Wooster	2	2	1922-23	1942-43
Wright State	6	0	1973-74	2001-02
Wyoming	3	2	1953-54	1995-96
Xavier	46	26	1927-28	2004-05
Yale	2	4	1901-02	1975-76
Youngstown St.	3	0	1993-94	2000-01
Non-Collegiate				
Opponents	43	20		

## Series Scores with 2005-06 Foes

### ARKANSAS-MONTICELLO

no previous meetings	1936-37
<b>CONNECTICUT</b>	
1994-95 N ... 96-91 .. UConn	1938-39
<b>Total:</b> .. UConn 1, UC0	
<b>In Cincinnati:</b> .. 0-0	1939-40
<b>Fifth Third:</b> .. 0-0	
<b>In Storrs:</b> .. 0-0	1940-41
<b>Gampel:</b> .. 0-0	
<b>Neutral:</b> .. UConn 1, UC0	1941-42

### DAYTON

1906-07 A ... 32-6 .. Dayton	1945-46
1910-11 A ... 48-19 . Dayton	1946-47
1924-25 H ... 26-25 . Dayton	
1928-29 H ... 33-22 .. UC	1947-48
1929-30 A ... 24-20 .. UC	
A ... 37-35 .. UC (ot)	
1931-32 H ... 37-29 .. UC	1953-54
1932-33 H ... 39-34 .. UC	
1934-35 H ... 49-18 .. UC	1954-55
1935-36 H ... 39-27 .. UC	

A ... 35-23 .. UC	1955-56
A ... 35-32 .. UC	
H ... 45-29 .. UC	1956-57
H ... 32-30 . Dayton	
A ... 34-28 . Dayton	1957-58
H ... 46-27 .. UC	1958-59
A ... 40-27 . Dayton	1959-60
A ... 42-36 . Dayton	1960-61
H ... 41-31 .. UC	1961-62
A ... 43-29 . Dayton	1962-63
H ... 44-37 . Dayton	1963-64
H ... 47-39 . Dayton	1964-65
A ... 42-37 . Dayton	1965-66
A ... 54-34 . Dayton	1966-67
H ... 47-34 . Dayton	1967-68
H ... 45-28 .. UC	
A ... 48-37 . Dayton	1968-69
H ... 58-46 .. UC	1969-70
A ... 45-42 . Dayton	1970-71
A ... 61-43 .. UC	1971-72
H ... 68-34 .. UC	1972-73
H ... 71-69 . Dayton	1973-74
A ... 91-66 . Dayton	1974-75
A ... 85-78 .. UC	1975-76
H ... 80-69 . Dayton	1976-77

H ... 66-57 . Dayton	1977-78
A ... 71-58 . Dayton	1978-79
A ... 65-53 .. UC	1979-80
H ... 67-63 . Dayton	1980-81
H ... 70-66 .. UC	1981-82
H ... 96-74 .. UC	1982-83
H ... 70-63 .. UC	1983-84
H ... 71-61 .. UC	1984-85
H ... 80-61 .. UC	
H ... 44-37 .. UC	1985-86
H ... 77-63 .. UC	1986-87
H ... 76-65 .. UC	1987-88
H ... 87-79 .. UC	1988-89
H ... 62-49 .. UC	1989-90
N-4 ... 71-70 .. UC	1990-91
H ... 82-68 .. UC	1991-92
H ... 96-60 .. UC	1992-93
A ... 64-62 .. UC	1993-94
H ... 70-69 . Dayton	
A ... 76-60 . Dayton	1994-95
H ... 84-71 .. UC	
A ... 91-79 . Dayton	1998-99
H ... 79-68 .. UC	2000-01
A ... 85-84 .. UC	2001-02
H ... 84-61 .. UC	2002-03

A ... 42-40 .. UC	2003-04
H ... 82-74 .. UC	2004-05
A ... 69-68 .. UC	
H ... 80-77 .. UC	
A ... 77-73 .. UC	
H ... 50-49 .. UC	
A ... 82-60 . Dayton	
A ... 81-66 . Dayton	
H ... 83-62 .. UC	
H ... 82-77 .. UC	
A ... 67-64 . Dayton	
H ... 76-74 ... UC(ot)	
A ... 86-80 . Dayton	
H ... 90-88 .. UC	
A ... 75-71 .. UC	
H ... 77-48 .. UC	
A ... 65-55 .. UC	
A ... 79-63 .. UC	
H ... 93-54 .. UC	
A ... 81-60 .. UC	
H ... 116-63 .. UC	
N ... 53-51 .. UC	
A ... 82-75 .. UC	
H ... 77-55 .. UC	
A ... 75-69 . Dayton	

H ... 82-53 .. UC	
A ... 65-55 .. UC	
<b>Total:</b> .. UC 58, Dayton 29	
<b>In Cincinnati:</b> .. UC 38, Day. 10	
<b>Fifth Third:</b> .. UC 6, Day. 0	
<b>In Dayton:</b> .. Day. 19, UC 18	
<b>UD Arena:</b> .. UC 10, Day. 8	
<b>Neutral:</b> .. UC 2, Dayton 0	

### DePAUL

1949-50 A ... 67-59 . DP(2ot)	
1950-51 H ... 53-52 . DePaul	
1951-52 A ... 62-48 . DePaul	
1952-53 H ... 68-67 . DePaul	

H—Cincinnati home game  
 A—Cincinnati away game  
 N—Neutral site  
 1—NCAA Tournament  
 2—NIT postseason tourn.  
 3—Conference tournament  
 4—In-season tournament  
 5—NIT preseason tourn.  
 X—Exhibition Game



1959-60 N-1 ... 99-59 ..... UC  
 1974-75 H ... 96-88 ..... UC  
 1975-76 A ... 70-60 . DePaul  
 1989-90 A-2 ... 61-59 . DePaul  
 1991-92 A ... 75-66 . DePaul  
 H ... 71-69 . DePaul  
 1992-93 A ... 70-64 ..... UC  
 H ... 80-54 ..... UC  
 N-3 ... 78-69 ..... UC  
 1993-94 H ... 66-43 ..... UC  
 A ... 81-65 ..... UC  
 H-3 ... 95-86 ..... UC  
 1994-95 A ... 67-64 ..... UC  
 H ... 92-82 ..... UC  
 N-3 ... 96-95 ... UC(ot)  
 1995-96 H ... 71-61 ..... UC  
 A ... 87-60 ..... UC  
 1996-97 H ... 90-53 ..... UC  
 A ... 83-54 ..... UC  
 1997-98 A ... 109-73 ..... UC  
 H ... 75-38 ..... UC  
 1998-99 H ... 87-64 ..... UC  
 A ... 61-60 .. DP(ot)  
 1999-00 H ... 87-64 ..... UC  
 A ... 64-62 ..... UC  
 2000-01 H ... 91-70 ..... UC  
 A ... 75-62 ..... UC  
 2001-02 H ... 89-72 ..... UC  
 A ... 79-62 ..... UC  
 2002-03 H ... 64-56 ..... UC  
 A ... 56-52 . DePaul  
 2003-04 H ... 90-65 ..... UC  
 A ... 68-65 . DePaul  
 N ... 55-50 ..... UC  
 2004-05 H ... 83-54 ..... UC  
 A ... 85-66 . DePaul  
**Total:** ..... UC28, DeP12  
**In Cincinnati:** ..... UC16, DeP3  
**Fifth Third:** ..... UC14, DeP1  
**In Chicago:** ..... UC9, DeP9  
**Allstate Arena:** ..... UC6, DeP6  
**United Center:** ..... UC3, DeP0  
**Neutral:** ..... UC4, DeP0

### GEORGETOWN

no previous meetings

### HILLSDALE

no previous meetings

### HOLY CROSS

1975-76 N-4 . 66-65 ..... HC  
 1978-79 N .. 110-88 ..... HC  
 1980-81 H ... 69-58 ..... HC  
**Total:** ..... Holy Cross3, UC0  
**In Cincinnati:** ..... HC1, UC0  
**Fifth Third:** ..... 0-0  
**In Worcester:** ..... 0-0  
**Hart Center:** ..... 0-0  
**Neutral:** ..... Holy Cross2, UC0

### ILLINOIS STATE

1995-96 H ... 91-57 ..... UC

**Total:** ..... UC1, Illinois St.0

**In Cincinnati:** ..... UC1, Illinois St.0

**Fifth Third:** ..... UC1, Illinois St.0

**In Normal:** ..... 0-0

**Hart Center:** ..... 0-0

**Neutral:** ..... 0-0

### LOUISVILLE

1920-21 H ... 36-16 ..... UC  
 1924-25 H ... 29-18 ..... UC  
 1938-39 A ... 54-41 ..... UC  
 H ... 62-17 ..... UC  
 1945-46 A ... 59-40 ..... UoFL  
 H ... 61-39 ..... UoFL  
 1946-47 H ... 60-39 ..... UoFL  
 A ... 71-52 ..... UoFL  
 1958-59 A-1 ... 98-85 ..... UC  
 1959-60 A ... 97-74 ..... UC  
 1964-65 H ... 67-57 ..... UC  
 A ... 82-80 UL(3ot)  
 1965-66 A ... 67-65 ..... UC  
 H ... 56-54 ..... UC  
 1966-67 H ... 59-58 ..... UC  
 A ... 65-57 ..... UoFL  
 1967-68 H ... 82-72 ..... UC  
 A ... 81-65 ..... UoFL  
 1968-69 H ... 87-64 ..... UC  
 A ... 72-68 ..... UoFL  
 1969-70 H ... 64-63 ..... UC  
 A ... 53-52 ..... UC  
 1970-71 A ... 85-72 ..... UoFL  
 H ... 79-78 ..... UC  
 1971-72 H ... 84-76 ..... UoFL  
 A ... 93-73 ..... UoFL  
 1972-73 H ... 81-79 ..... UC  
 A ... 91-81 ..... UoFL  
 1973-74 A ... 65-58 ..... UC  
 H ... 77-70 ..... UC  
 1974-75 A ... 82-74 ..... UoFL  
 H ... 78-63 ..... UoFL  
 1975-76 H ... 77-73 ..... UC  
 1976-77 A ... 83-77 ..... UoFL  
 1977-78 H ... 78-75 ..... UoFL  
 A ... 83-76 ..... UoFL  
 1978-79 H ... 82-77 ..... UoFL  
 A ... 88-85 ..... UoFL  
 1979-80 A ... 88-73 ..... UoFL  
 H ... 61-57 ..... UoFL  
 1980-81 H ... 83-68 ..... UoFL  
 A ... 81-67 ..... UoFL  
 A-3 . 42-31 ..... UoFL  
 1981-82 A ... 74-58 ..... UoFL  
 H ... 67-53 ..... UoFL  
 1982-83 A ... 65-58 ..... UoFL  
 H ... 79-73 ..... UoFL  
 1983-84 H ... 51-37 ..... UoFL  
 A ... 78-64 ..... UoFL  
 N-3 . 62-55 ..... UoFL  
 1984-85 H ... 56-54 ..... UC  
 A ... 69-63 ..... UC

1985-86 A ... 84-82 ..... UC  
 H ... 74-58 ..... UoFL  
 A-3 ... 86-65 ..... UoFL  
 1986-87 A ... 81-69 ..... UoFL  
 H ... 81-69 ..... UoFL  
 1987-88 H ... 91-89 ... UL(ot)  
 A ... 90-78 ..... UoFL  
 1988-89 H ... 69-66 ..... UoFL  
 A ... 77-71 ..... UC  
 1989-90 A ... 71-66 ..... UC  
 H ... 86-71 ..... UoFL  
 1990-91 H ... 76-64 ..... UC  
 A ... 68-61 ..... UoFL  
 1995-96 H ... 72-66 ..... UoFL  
 N-3 ... 92-81 ..... UC  
 1996-97 A ... 81-70 ..... UoFL  
 1997-98 A ... 71-57 ..... UC  
 H ... 67-61 ..... UC  
 H-3 ... 64-50 ..... UC  
 1998-99 A ... 81-55 ..... UC  
 H ... 91-78 ..... UC  
 1999-00 A ... 75-65 ..... UC  
 H ... 68-59 ..... UC  
 2000-01 A ... 72-52 ..... UC  
 H ... 63-54 ..... UoFL  
 2001-02 H ... 77-50 ..... UC  
 A ... 74-71 ..... UoFL  
 2002-03 A ... 77-71 ..... UoFL  
 H ... 101-80 ..... UC  
 2003-04 A ... 93-66 ..... UoFL  
 H ... 66-61 .. UC(ot)  
 N ... 64-62 ..... UC  
 2004-05 H ... 69-66 ..... UoFL  
 A ... 77-70 ..... UoFL  
**Total:** ..... UoFL49, UC37  
**In Cincinnati:** ..... UC22, UoFL21  
**Fifth Third:** ..... UC8, UoFL4  
**In Louisville:** ..... UoFL27, UC13  
**Freedom H:** ..... UoFL26, UC13  
**Neutral:** ..... UC3, UoFL1

### LSU

no previous meetings

### MARQUETTE

1973-74 H ... 92-77 ..... UC  
 1974-75 A ... 68-58 ..... UC  
 1976-77 H ... 63-62 ..... UC  
 N-1 ... 51-66 .... Marq  
 1977-78 A ... 57-45 .... Marq  
 1982-83 A-4 ... 69-52 .... Marq  
 1984-85 H-2 ... 56-54 .... Marq  
 1991-92 A ... 71-57 ..... UC  
 H ... 70-59 ..... UC  
 N-3 . 62-49 ..... UC  
 1992-93 H ... 55-53 ..... UC  
 A ... 66-59 ..... UC  
 1993-94 H ... 61-60 .... Marq  
 A ... 89-82 . UC(2ot)  
 H-3 . 72-63 ..... UC  
 1994-95 A ... 91-64 ..... UC

H ... 59-52 .... Marq  
 1995-96 H ... 91-70 ..... UC  
 A ... 74-72 .... Marq  
 N-3 . 85-84 ... UC(ot)  
 1996-97 H ... 91-70 ..... UC  
 A ... 80-74 ..... UC  
 N-3 . 91-79 .... Marq  
 1997-98 H ... 68-51 ..... UC  
 A ... 66-63 Mar(ot)  
 1998-99 H ... 75-56 ..... UC  
 A ... 62-58 .... Marq  
 1999-00 H ... 67-48 ..... UC  
 A ... 72-60 ..... UC  
 2000-01 A ... 47-44 .... Marq  
 H ... 66-63 Mar(ot)  
 2001-02 A ... 74-60 .... Marq  
 H ... 63-62 ..... UC  
 N-3 ... 77-63 ..... UC  
 2002-03 H ... 82-76 .... Marq  
 A ... 70-61 .... Marq  
 2003-04 A ... 85-73 ..... UC  
 2004-05 H ... 80-68 ..... UC  
**Total:** ..... UC23, Mar15  
**In Cincinnati:** ..... UC13, Mar5  
**Fifth Third:** ..... UC10, Mar4  
**In Milwaukee:** ..... Mar8, UC7  
**Bradley:** ..... Mar6, UC6  
**Neutral:** ..... UC3, Mar2

### MEMPHIS

1967-68 A ... 75-68 ..... UC  
 H ... 72-63 ..... UC  
 1968-69 H ... 62-53 ..... UC  
 A ... 69-47 ..... UC  
 1969-70 A ... 78-69 ..... UC  
 H ... 77-63 ..... UC  
 1975-76 A ... 85-79 .... Mem  
 N-3 103-95 ..... UC  
 1976-77 H ... 88-82 ..... UC  
 A-3 . 68-67 ..... UC  
 1977-78 A ... 67-63 .... Mem  
 H ... 83-76 .... Mem  
 1978-79 H ... 63-61 ..... UC  
 A ... 87-79 ..... UC  
 1979-80 A ... 74-64 ..... UC  
 H ... 61-59 .... Mem  
 1980-81 H ... 99-85 Mem(4ot)  
 A ... 65-62 ..... UC  
 1981-82 A ... 101-75 ... Mem  
 H ... 70-63 ... Mem  
 1982-83 H ... 80-63 ... Mem  
 A ... 84-77 .... Mem  
 1983-84 H ... 85-62 .... Mem  
 A ... 56-44 .... Mem  
 1984-85 A ... 81-61 .... Mem  
 H ... 68-55 .... Mem  
 1985-86 H ... 89-71 .... Mem  
 A ... 74-55 .... Mem  
 1986-87 A ... 83-63 .... Mem  
 H ... 76-73 ..... UC  
 N-3 . 87-58 .... Mem  
 1987-88 A ... 75-70 Mem(ot)

H ... 106-90 ..... UC  
 1988-89 H ... 89-79 ..... UC  
 A ... 81-71 .... Mem  
 1989-90 A ... 82-64 .... Mem  
 H ... 82-76 ..... UC  
 1990-91 H ... 73-59 ..... UC  
 A ... 70-63 .... Mem  
 1991-92 H ... 75-66 ..... UC  
 A ... 69-59 ..... UC  
 N-3 . 75-63 ..... UC  
 N-1 . 88-57 ..... UC  
 1992-93 A ... 68-66 .... Mem  
 H ... 78-55 ..... UC  
 A-3 . 77-72 ..... UC  
 1993-94 A ... 62-55 .... Mem  
 H ... 69-64 ..... UC  
 H-3 . 68-47 ..... UC  
 1994-95 A ... 74-69 Mem(ot)  
 H ... 83-73 .... Mem  
 N-3 . 77-64 ..... UC  
 1995-96 H ... 71-66 ..... UC  
 1996-97 A ... 75-63 .... Mem  
 1997-98 H ... 61-54 ..... UC  
 1998-99 A ... 89-64 ..... UC  
 1999-00 H ... 75-55 ..... UC  
 2000-01 A ... 66-65 ..... UC  
 N-3 ... 89-79 ..... UC  
 2001-02 H ... 80-75 ... UC(ot)  
 2002-03 A ... 67-46 .... Mem  
 2003-04 H ... 83-79 ..... UC  
 2004-05 A ... 62-60 ..... UC  
**Total:** ..... UC36, Mem27  
**In Cincinnati:** ..... UC19, Mem9  
**Fifth Third:** ..... UC11, Mem1  
**In Memphis:** ..... Mem17, UC12  
**FedEx Forum:** ..... UC1, Mem0  
**Neutral:** ..... UC5, Mem1

### MIAMI (Ohio)

1903-04 A ... 43-10 ..... UC  
 1904-05 H ... 43-8 ..... UC  
 1906-07 A ... 29-13 .. Miami  
 1907-08 H ... 43-15 ..... UC  
 A ... 29-19 .. Miami  
 1909-10 H ... 18-16 .. Miami  
 A ... 23-12 .. Miami  
 1910-11 A ... 28-15 .. Miami  
 H ... 17-16 ..... UC  
 1911-12 A ... 40-14 .. Miami  
 H ... 24-16 ..... UC  
 1912-13 A ... 42-26 .. Miami  
 H ... 44-20 ..... UC

H—Cincinnati home game  
 A—Cincinnati away game  
 N—Neutral site  
 1—NCAA Tournament  
 2—NIT postseason tourn.  
 3—Conference tournament  
 4—In-season tournament  
 5—NIT preseason tourn.  
 X—Exhibition Game



1913-14 A ... 27-22 .. Miami  
H ... 31-30 ..... UC  
1914-15 A ... 28-13 .. Miami  
H ... 34-21 ..... UC  
1915-16 H ... 35-21 .. Miami  
A ... 37-16 .. Miami  
1916-17 A ... 37-24 .. Miami  
H ... 25-9 ... Miami  
1917-18 A ... 43-25 .. Miami  
H ... 27-18 .. Miami  
1918-19 A ... 17-14 .. Miami  
A ... 23-17 .. Miami  
1919-20 A ... 20-16 ..... UC  
H ... 26-17 ..... UC  
1920-21 A ... 26-17 .. Miami  
H ... 38-25 ..... UC  
1921-22 A ... 29-24 .. Miami  
H ... 32-24 ..... UC  
1922-23 A ... 19-16 .. Miami  
H ... 27-22 ..... UC  
1923-24 A ... 28-21 ..... UC  
H ... 27-25 ..... UC  
1924-25 H ... 30-29 .. Miami  
A ... 23-18 .. Miami  
1925-26 A ... 46-19 ..... UC  
H ... 49-34 ..... UC  
1926-27 A ... 41-31 ..... UC  
H ... 23-22 ..... UC  
1927-28 A ... 36-35 ... UC(ot)  
H ... 39-38 .. Miami  
1928-29 A ... 47-38 ..... UC  
H ... 40-32 ..... UC  
1929-30 A ... 30-27 ..... UC  
H ... 35-33 ..... UC  
1930-31 A ... 24-18 ..... UC  
H ... 43-19 .. Miami  
1931-32 A ... 32-26 ..... UC  
H ... 30-26 .. Miami  
1932-33 A ... 40-26 ..... UC  
H ... 35-29 ..... UC  
1933-34 A ... 35-30 ..... UC  
H ... 43-33 ..... UC  
1934-35 H ... 40-30 ..... UC  
A ... 33-23 ..... UC  
1935-36 H ... 36-34 ..... UC  
A ... 28-23 .. Miami  
1936-37 H ... 37-25 ..... UC  
A ... 40-32 ..... UC  
1937-38 A ... 36-34 ..... UC  
H ... 38-29 ..... UC  
1938-39 A ... 43-31 ..... UC  
H ... 46-31 ..... UC  
1939-40 H ... 49-42 .. Miami  
A ... 42-31 .. Miami  
1940-41 H ... 45-36 .. Miami  
A ... 41-35 .. Miami  
1941-42 A ... 36-26 ..... UC  
H ... 63-59 ..... UC  
1942-43 H ... 54-44 ..... UC  
A ... 50-41 ..... UC  
1943-44 A ... 66-52 .. Miami

1944-45 A ... 55-36 .. Miami  
H ... 45-40 ..... UC  
1945-46 A ... 40-35 .. Miami  
H ... 57-36 ..... UC  
1946-47 H ... 53-46 ..... UC  
A ... 63-52 .. Miami  
1947-48 A ... 53-52 .. Miami  
H ... 70-65 ..... UC  
1948-49 A ... 48-36 ..... UC  
H ... 94-36 ..... UC  
1949-50 H ... 71-48 ..... UC  
A ... 82-46 ..... UC  
1950-51 A ... 66-52 ..... UC  
H ... 79-51 ..... UC  
1951-52 H ... 70-56 .. Miami  
A ... 82-79 .. Miami  
1952-53 H ... 96-75 .. Miami  
A ... 78-76 ..... UC  
1953-54 H ... 66-58 ..... UC  
A ... 88-79 .. Miami  
1954-55 A ... 86-80 ..... UC  
H ... 77-71 .. Miami  
1955-56 H ... 79-61 ..... UC  
A ... 89-81 .. Miami  
1956-57 A ... 88-76 .. Miami  
H ... 90-72 ..... UC  
1957-58 H ... 79-59 ..... UC  
1958-59 H .. 102-73 ..... UC  
1959-60 H ... 89-58 ..... UC  
1960-61 H ... 70-62 ..... UC  
1961-62 H ... 63-30 ..... UC  
1962-63 H ... 58-36 ..... UC  
1963-64 H ... 60-56 ..... UC  
1964-65 H ... 65-55 .. Miami  
1965-66 H ... 68-58 ..... UC  
1966-67 H ... 45-44 ... UC(ot)  
1967-68 H ... 60-59 ..... UC  
1968-69 H ... 56-48 ..... UC  
1969-70 H ... 56-55 ..... UC  
1970-71 A ... 69-56 .. Miami  
1971-72 H ... 89-73 ..... UC  
1972-73 A ... 63-61 .. Miami  
1973-74 H ... 60-55 ..... UC  
1974-75 A ... 68-63 .. Miami  
1975-76 H ... 66-57 ..... UC  
1976-77 A ... 79-68 ..... UC  
1977-78 H ... 61-60 ..... UC  
1978-79 A ... 70-59 ..... UC  
1979-80 H ... 75-73 ..... UC  
1980-81 A ... 91-87 .. Mi(ot)  
1981-82 H ... 69-62 ..... UC  
1982-83 A ... 56-48 ..... UC  
1983-84 H ... 55-50 .. Miami  
1984-85 A ... 80-77 ..... UC  
1985-86 H ... 63-62 .. Miami  
1986-87 A ... 68-62 .. Miami  
1987-88 H ... 84-82 ..... UC  
1988-89 A ... 70-62 .. Miami  
1989-90 H ... 63-59 .. Miami  
1990-91 A ... 72-64 .. Miami  
1991-92 H ... 82-62 ..... UC

1992-93 A ... 74-68 ... UC(ot)  
1993-94 H ... 78-75 ..... UC  
1996-97 H ... 91-61 ..... UC  
2002-03 H ... 66-54 ..... UC  
2003-04 H ... 83-63 ..... UC  
2004-05 H ... 77-53 ..... UC  
**Total:** ..... UC88, Miami53  
**In Cincinnati:** ..... UC58, MU20  
**Fifth Third:** ..... UC4, MU1  
**U.S. Bank Arena:** ..... UC5, MU2  
**In Oxford:** ..... Miami33, UC29  
**Millett:** ..... Miami7, UC5  
**Neutral:** ..... 0-0

### MURRAY STATE

no previous meetings

### NORTH CAROLINA A&T

1977-78 H ... 58-57 ..... UC  
1979-80 H ... 72-64 ..... UC  
**Total:** ..... UC2, NCA&T0  
**In Cincinnati:** ..... UC2, NCA&T0  
**Fifth Third:** ..... 0-0  
**In Greensboro:** ..... 0-0  
**Moore Gym:** ..... 0-0  
**Neutral:** ..... 0-0

### NORTHERN KENTUCKY

1981-82 H ... 56-42 ..... UC  
1983-84 H ... 60-58 ..... UC  
1984-85 H ... 56-52 ..... UC  
1985-86 H ... 75-56 ..... UC  
1986-87 H ... 70-64 ..... UC  
1987-88 H ... 76-65 ..... UC  
1988-89 H ... 75-63 ..... UC  
2001-02 H-X ... 81-53 ..... UC  
2002-03 H-X ... 71-51 ..... UC  
2003-04 H-X ... 61-48 ..... UC  
2004-05 H-X ... 103-64 ..... UC  
**Total:** ..... UC7, NKU0  
**Exhibition:** ..... UC4, NKU0  
**In Cincinnati:** ..... UC11, NKU0  
**Fifth Third:** ..... UC4, NKU0  
**In Highland Hts.:** ..... 0-0  
**Neutral:** ..... 0-0

### OHIO

1907-08 A ... 22-20 ..... UC  
H ... 49-10 ..... UC  
1914-15 H ... 50-13 ..... Ohio  
A ... 32-10 ..... Ohio  
1916-17 A ... 28-23 ..... UC  
1917-18 H ... 26-15 ..... Ohio  
1919-20 A ... 31-20 ..... UC  
1920-21 H ... 28-13 ..... Ohio  
1921-22 H ... 20-11 ..... UC  
A ... 33-13 ..... Ohio

1922-23 A ... 18-17 ..... Ohio  
H ... 27-26 ..... UC  
1923-24 H ... 19-18 ..... Ohio  
A ... 24-13 ..... Ohio  
1924-25 A ... 34-27 ..... Ohio  
1925-26 A ... 29-27 ..... UC  
H ... 30-26 ..... UC  
1926-27 H ... 48-20 ..... UC  
A ... 31-24 ..... Ohio  
1927-28 H ... 28-27 ..... UC  
A ... 46-33 ..... Ohio  
1928-29 H ... 36-34 ..... UC  
A ... 38-36 ..... UC  
1929-30 H ... 37-21 ..... UC  
A ... 41-36 ..... Ohio  
1930-31 H ... 28-22 ..... Ohio  
A ... 32-14 ..... Ohio  
1931-32 A ... 42-23 ..... Ohio  
H ... 34-32 ..... UC  
1932-33 H ... 32-28 Ohio(ot)  
A ... 31-19 ..... Ohio  
1933-34 H ... 38-36 ..... Ohio  
A ... 33-30 ..... UC  
1934-35 H ... 43-38 ..... UC  
A ... 39-33 ..... UC  
1935-36 A ... 34-29 ..... UC  
H ... 35-34 ..... UC  
1936-37 A ... 39-34 ..... Ohio  
H ... 34-26 ..... Ohio  
1937-38 H ... 42-37 ..... UC  
A ... 40-35 ..... Ohio  
1939-40 A ... 60-48 ..... Ohio  
H ... 60-37 ..... Ohio  
1940-41 H ... 51-42 ..... UC  
A ... 57-42 ..... Ohio  
1941-42 H ... 41-28 ..... UC  
A ... 51-41 ..... Ohio  
1942-43 A ... 51-39 ..... Ohio  
H ... 48-33 ..... Ohio  
1943-44 A ... 41-40 ..... UC  
H ... 34-32 ..... Ohio  
1944-45 H ... 61-36 ..... Ohio  
A ... 48-40 ..... Ohio  
1945-46 A ... 46-43 ..... Ohio  
H ... 45-39 ..... Ohio  
1946-47 H ... 41-36 ..... UC  
A ... 67-65 ..... Ohio  
1947-48 A ... 64-62 Ohio(ot)  
H ... 90-46 ..... UC  
1948-49 H ... 78-47 ..... UC  
A ... 68-51 ..... UC  
1949-50 H ... 57-38 ..... UC  
A ... 76-51 ..... UC  
1950-51 H ... 86-50 ..... UC  
A ... 83-74 ..... Ohio  
1951-52 A ... 78-66 ..... Ohio  
H ... 82-66 ..... UC  
1952-53 H ... 78-64 ..... UC  
H ... 75-73 ..... UC  
1962-63 H ... 73-43 ..... UC  
1970-71 A ... 92-83 ..... Ohio  
1971-72 H .. 104-67 ..... UC

1972-73 A ... 79-78 ..... UC  
1973-74 H ... 82-80 ..... UC  
1999-00 H ... 73-59 ..... UC  
**Total:** ..... UC38, Ohio37  
**In Cincinnati:** ..... UC26, Ohio13  
**Fifth Third:** ..... UC1, Ohio0  
**In Athens:** ..... Ohio24, UC12  
**Convo. Center:** ..... UC1, Ohio1  
**Neutral:** ..... 0-0

### PITTSBURGH

1949-50 H ... 63-38 ..... UC  
1950-51 A ... 64-49 ..... UC  
1975-76 H ... 89-77 ..... UC  
1976-77 A ... 65-64 ..... Pitt  
1977-78 H ... 87-80 .. UC(ot)  
1978-79 A ... 78-75 ... UC(ot)  
1979-80 H ... 61-60 ..... UC  
**Total:** ..... UC6, Pitt1  
**In Cincinnati:** ..... UC4, Pitt0  
**Fifth Third:** ..... 0-0  
**In Pittsburgh:** ..... Pitt1, UC0  
**Petersen:** ..... 0-0  
**Neutral:** ..... 0-0

### PROVIDENCE

no previous meetings

### RUTGERS

1971-72 N ... 84-74 ..... UC  
1972-73 H ... 79-58 ..... UC  
1976-77 A ... 89-70 ..... Rut  
1989-90 N-4 . 79-71 ..... UC  
1993-94 H ... 75-61 ..... UC  
1994-95 A ... 72-61 ..... UC  
1996-97 H .. 105-65 ..... UC  
**Total:** ..... UC6, Rutgers1  
**In Cincinnati:** ..... UC3, RU0  
**Fifth Third:** ..... UC2, RU0  
**In Piscataway:** ..... RU1, UC1  
**Louis Brown:** ..... UC1, RU0  
**Neutral:** ..... UC2, RU0

### SETON HALL

1954-55 N ... 88-78 ..... UC  
1955-56 N ... 82-81 ..... UC  
1956-57 N ... 80-62 ..... SH  
1957-58 N ... 118-54 ..... UC  
1960-61 N ... 84-70 ..... SH  
1978-79 N ... 83-77 ..... UC  
**Total:** ..... UC4, Seton Hall2  
**In Cincinnati:** ..... 0-0  
**Fifth Third:** ..... 0-0  
**In S. Orange:** ..... 0-0  
**C.A. Arena:** ..... 0-0  
**Neutral:** ..... UC4, Seton Hall2

2005 Outlook



SOUTH FLORIDA

1974-75 A ... 82-82 ..... UC
1975-76 H ... 96-75 ..... UC
1976-77 H ... 103-69 ..... UC
1985-86 H ... 51-47 ..... UC
1986-87 A ... 62-47 ... S. Fla.
1987-88 H ... 76-73 ... S. Fla.
1988-89 A ... 82-65 ... S. Fla.
1991-92 H ... 80-60 ..... UC
1992-93 A ... 72-50 ..... UC
1995-96 A ... 71-69 ..... UC
H ... 79-60 ..... UC
1996-97 A ... 76-56 ..... UC
1997-98 H ... 72-55 ..... UC
1998-99 A ... 64-53 ..... UC
N-3 ... 76-56 ..... UC
1999-00 H ... 89-72 ..... UC
2000-01 A ... 77-66 ..... UC
2001-02 A ... 78-68 ..... UC
N-3 ... 79-57 ..... UC
2003-04 H ... 80-67 ..... UC
2004-05 A ... 74-48 ..... UC
N-3 . 80-68 ..... USF
Total: ..... UC18, USF4
In Cincinnati: ..... UC10, USF1
Fifth Third: ..... UC6, USF0
In Tampa: ..... UC7, USF2
Sun Dome: ..... UC6, USF2
Neutral: ..... UC1, USF1

SYRACUSE

no previous meetings

TENNESSEE TECH

2002-03 H ... 54-48 ..... UC
Total: ..... UC1, Tech0
In Cincinnati: ..... UC1, Tech0
Fifth Third: ..... UC1, Tech0
In Cookeville: ..... 0-0
Hooper Eblen!: ..... 0-0
Neutral: ..... 0-0

VANDERBILT

1922-23 H ... 42-24 ..... UC
1934-35 H ... 47-20 ..... UC
A ... 46-20 ..... UC
1970-71 N ... 86-83 .. Vandy
2004-05 H ... 88-72 ..... UC
Total: ..... UC4, Vandy1
In Cincinnati: ..... UC3, Vandy0
Fifth Third: ..... UC1, Vandy0
In Nashville: ..... 0-0
Memorial Gym: ..... 0-0
Neutral: ..... Vandy1, UC0

VILLANOVA

1947-48 H ... 70-68 ..... Vill
Total: ..... Vill1, UC0
In Cincinnati: ..... Vill1, UC0
Fifth Third: ..... 0-0
In Philadelphia: ..... 0-0
Gampel: ..... 0-0
Neutral: ..... 0-0

WEST VIRGINIA

1940-41 H ... 47-43 ..... WVU
A ... 55-36 ..... WVU
1948-49 H ... 72-62 ..... UC
A ... 81-63 ..... WVU
1949-50 H ... 69-59 ..... UC
A ... 69-64 ... UC (ot)
1975-76 N ... 66-56 ..... UC
1977-78 H ... 96-80 ..... UC
1978-79 A ... 79-65 ..... UC
1997-98 N-1 . 75-74 ..... WVU
Total: ..... UC6, WVU4
In Cincinnati: ..... UC3, WVU1
Fifth Third: ..... 0-0
In Morgantown: ..... UC2, WVU2
WVU Coliseum: ..... UC1, WVU0
Neutral: ..... UC1, WVU1

XAVIER

1927-28 A ... 29-25 .. Xavier
1942-43 A ... 51-37 .. Xavier
1945-46 A ... 53-39 ..... UC
1946-47 A ... 76-51 ..... UC
1947-48 A ... 52-45 ..... UC
1948-49 A ... 71-64 .. Xavier
H-4 . 57-46 ..... UC
1949-50 H ... 54-53 .. Xavier
H-4 . 59-48 ..... UC
1950-51 H ... 83-70 ..... UC
H ... 81-66 ..... UC
1951-52 H ... 77-70 .. Xavier
H ... 68-63 ..... UC
1952-53 H ... 81-78 .. Xavier
H ... 70-68 .. Xavier
1953-54 H ... 77-58 ..... UC
H ... 81-76 ..... UC
1954-55 H ... 67-64 .. Xavier
H ... 70-69 ..... UC
1955-56 H ... 71-66 ..... UC
H ... 79-72 .. Xav(ot)
1956-57 H ... 88-62 .. Xavier
A ... 69-57 ..... UC
1957-58 H ... 79-68 ..... UC
A ... 80-68 ..... UC
1958-59 H ... 92-66 ..... UC
1959-60 H ... 86-68 ..... UC
1960-61 H ... 89-53 ..... UC
1961-62 H ... 61-58 ..... UC
1962-63 H ... 72-61 ..... UC
1963-64 H ... 94-92 ..... UC
1964-65 H .. 102-72 ..... UC
1965-66 H ... 67-62 ..... UC
1966-67 H ... 79-69 ... UC(ot)
1967-68 H ... 72-71 .. Xavier
1968-69 H ... 52-50 ..... UC
1969-70 H ... 85-72 ..... UC
1970-71 H ... 66-65 .. Xavier
1971-72 H ... 76-71 ..... UC
1972-73 H ... 78-68 ..... UC

1973-74 H ... 68-56 ..... UC
1974-75 H ... 66-57 ..... UC
1975-76 H ... 81-74 ..... UC
1976-77 H ... 77-68 ..... UC
1977-78 H ... 59-54 ..... UC
1978-79 H ... 60-58 ..... UC
1979-80 H ... 77-69 .. Xavier
1980-81 H ... 79-72 ..... UC
1981-82 H ... 53-51 .. Xavier
1982-83 H ... 73-58 ..... UC
1983-84 A ... 72-63 .. Xavier
1984-85 H ... 55-52 .. Xavier
1985-86 A ... 80-76 .. Xavier
1986-87 H ... 75-73 ..... UC
1987-88 A ... 98-80 .. Xavier
1988-89 H ... 86-76 ..... UC
1989-90 A ... 90-88 .. Xav(ot)
1990-91 H ... 69-56 ..... UC
1991-92 A ... 93-75 ..... UC
1992-93 H ... 78-67 ..... UC
1993-94 A ... 82-76 .. Xav(ot)
1994-95 H ... 87-80 ..... UC
1995-96 A ... 99-90 ..... UC
1996-97 H ... 71-69 .. Xavier
1997-98 A ... 88-68 .. Xavier
1998-99 H ... 87-77 ..... UC
1999-00 A ... 66-64 .. Xavier
2000-01 H ... 69-67 .. Xavier
2001-02 A ... 75-55 ..... UC
2002-03 H ... 50-44 .. Xavier
2003-04 A ... 71-69 .. Xavier
2004-05 H ... 65-54 ..... UC
Total: ..... UC46, Xavier26
Fifth Third: ..... UC5, Xavier3
Cintas: ..... UC1, Xavier1
Armory FH ..... UC3, XU1
Cin. Gardens: ..... UC27, XU15
Riverfront Col.: ..... UC7, XU3
Schmidt FH: ..... UC3, XU3

BIG EAST Opponents not on the 2005-06 Schedule

NOTRE DAME

1939-40 A ... 54-17 ..... ND
1974-75 N-1 . 95-87 .. UC(ot)
1975-76 N-1 . 79-78 ..... ND
2000-01 N ... 69-51 ..... ND
Total: ..... ND3, UC1
In Cincinnati: ..... 0-0
Fifth Third: ..... 0-0
In South Bend: ..... ND1, UC0
Joyce Center: ..... 0-0
Neutral: ..... ND2, UC1

ST. JOHN'S

1951-52 A ... 76-64 ..... StJ
1955-56 A ... 93-78 ..... UC
1961-62 N ... 97-68 ..... UC
1964-65 N ... 66-64 ..... StJ
1977-78 N ... 75-66 ..... StJ
Total: ..... St. John's3, UC2
In Cincinnati: ..... 0-0
Fifth Third: ..... 0-0
In New York: ..... StJ3, UC2
Alumni: ..... UC1, StJ1
Neutral: ..... StJ2, UC1