

2015-16 SCHEDULE/RESULTS

Day/Date	Opponent	TV	Time/Result
Tues./Nov. 3	Grand Valley State (Exh.)	Bearcats TV	W, 93-63
Sat./Nov. 7	Bellarmine (Exh.)	Bearcats TV	W, 81-60
Fri./Nov. 13	Western Carolina	ESPN3	W, 97-72
Sun./Nov. 15	Robert Morris	FSD/ESPN3	W, 106-44
Wed./Nov. 18	at Bowling Green	ESPN3	W, 83-50

BARCLAYS CENTER CLASSIC

Sun./Nov. 22	1-Ark-Pine Bluff	FSD/ESPN3	W, 99-50
Tues./Nov. 24	1-SE Louisiana	FSD/ESPN3	W, 64-49
Fri./Nov. 27	2-vs. Nebraska	ASN/ESPN3	W, 65-61
Sat./Nov. 28	2- vs. George Washington	ASN/ESPN3	W, 61-56

Wed./Dec. 2	Butler (rv/25)	CBSSN	L, 76-78
Sun./Dec. 6	Morgan State	ASN/ESPN3	W, 87-66
Sat./Dec. 12	3-at Xavier (12/13)	FOX	5:30 p.m.
Tues./Dec. 15	Norfolk State	ESPNU	7 p.m.
Sat./Dec. 19	at VCU	CBSSN	4 p.m.
Tues./Dec. 22	Iowa State	ESPN2	7 p.m.
Tues./Dec. 29	Temple •	ESPN2	3 p.m.
Sat./Jan. 2	Tulsa •	ESPNU	4 p.m.
Thurs./Jan. 7	at SMU •	ESPN/ESPN2	7 p.m.
Sun./Jan. 10	at USF •	ESPNNews	Noon
Wed./Jan. 13	Houston •	ESPNU	7 p.m.
Sat./Jan. 16	at Temple •	ESPNU	Noon
Thurs./Jan. 21	Memphis •	ESPN/ESPN2	7 p.m.
Sun./Jan. 24	Tulane •	ESPNU	Noon
Thurs./Jan. 28	at UConn •	ESPN/ESPN2	7 p.m.
Thurs./Feb. 4	USF •	CBSSN	8 p.m.
Sat./Feb. 6	at Memphis •	ESPN/ESPN2	Noon
Tues./Feb. 9	at UCF •	ESPNNews	7 p.m.
Sat./Feb. 13	East Carolina •	ESPNU	4 p.m.
Thurs./Feb. 18	at Tulsa •	CBSSN	9 p.m.
Sat./Feb. 20	UConn •	ESPN/ESPN2	TBA
Sat./Feb. 27	at East Carolina •	ESPNU	Noon
Thurs./Mar. 3	at Houston •	CBSSN	9 p.m.
Sun./Mar. 6	SMU •	CBS	Noon

AMERICAN CHAMPIONSHIP

Mar. 10-13	4-TBA	ESPN Networks	TBA
------------	-------	---------------	-----

NCAA CHAMPIONSHIP

Mar. 15-16	5-First Four	Turner	TBA
Mar. 17-20	6-Second & Third Rds	CBS/Turner	TBA
Mar. 24-27	7-Regional Semis & Finals	CBS/Turner	TBA
Apr. 2 & 4	8-Final Four & Champ	CBS/Turner	TBA

Notes: All times listed are Eastern. Home games are in **boldface**.

(•) - Denotes American Athletic Conference game.

Key: CBSSN-CBS Sports Network; FSD/ESPN3 - Game will be televised regionally by FOX Sports Ohio and is also available on ESPN3 outside the FSD viewing area. ASN - American Sports Network: WKRC (CBS Local 12) orWSTR (MyTV 33) in Cincinnati ESPN/ESPN2 - Game will be televised by either ESPN or ESPN2 with decision made two weeks prior.

1-Brooklyn Hoops Classic (campus sites); 2-Brooklyn Hoops Classic (Barclays Center); 3-Skyline Chili Crosstown Shootout; 4-American Championship (Amway Center).

CINCINNATI ATHLETIC COMMUNICATIONS

Asst. AD/Primary Basketball Contact: Andre Foushee

Office/Cell Phone: (513) 556-5182/(859) 797-7871

Press Row Phone: (513) 556-3800

Email Address: Andre.Foushee@uc.edu

Website: GoBears.com

THIS IS CINCINNATI BASKETBALL

2 NATIONAL TITLES • 6 FINAL FOURS • 8 ELITE EIGHTS • 10 SWEET SIXTEENS • 29 NCAA TOURNAMENTS • 38 CONFERENCE CHAMPIONSHIPS



SKYLINE CHILI CROSSTOWN SHOOTOUT

GAME 10:

23/22 CINCINNATI (8-1)

AT 12/13 XAVIER (9-0)

Saturday, Dec. 12 • 5:30 p.m. (ET) • Cintas Center • Cincinnati, Ohio



GAME AT A GLANCE

Series Info: 83rd Meeting; UC leads 49-33 overall; UC leads 35-19 at neutral sites; UC leads 10-6 on its campus. Xavier leads 8-4 on its campus.

Last Meeting: Xavier won 59-57 on Feb. 18, 2015 at Fifth Third Arena.

Streak: Xavier - 2

Coaches: Mick Cronin is in his 10th season at Cincinnati (193-119); 13th season overall (262-143)

Chris Mack is in his seventh season at Xavier (143-71); seventh season overall (143-171).

AP/USA Today Rankings (Dec. 7): Cincinnati (23/22); Xavier (12/13).

Radio: 700 WLW; **Dan Hoard** provides play-by-play alongside color analyst **Chuck Machock**.

TV: FOX; **Joe Davis** provides play-by-play with color analyst **Jim Jackson**.

UC Twitter Pages: @GoBears and @GoBearsMBB

CINCINNATI PROBABLE STARTERS & RESERVES

NO.	NAME	POS.	HT.	WT.	CL.-EXP.	HOMETOWN	GP-GS	PPG	RPG	APG	MIN
10	Troy Caupain	G	6-4	205	Jr.-2L	Midlothian, Va.	9-9	10.2	2.8	4.2	28.1
21	Farad Cobb	G	6-1	170	Sr.-1L	West Palm Beach, Fla.	9-9	10.9	1.3	1.7	21.9
24	Shaq Thomas	F	6-7	210	R-Sr.-3L	Paterson, N.J.	9-9	8.3	4.7	1.9	21.0
11	Gary Clark	F	6-8	235	So.-1L	Clayton, N.C.	9-9	9.8	8.2	1.6^	26.6
2	Octavius Ellis	F	6-10	235	Sr.-1L	Memphis, Tenn.	9-9	11.0	7.7	1.6^	23.1

OFF THE BENCH

25	Kevin Johnson	G	6-3	180	Jr.-2L	Cincinnati, Ohio	9-0	7.8	2.0	2.2	21.6
1	Jacob Evans III	G/F	6-6	210	Fr.-HS	Baton Rouge, La.	9-0	7.9	4.2	1.8	19.3
22	Coreontae DeBerry	C	6-9	265	Sr.-1L	Holland, Mich.	9-0	7.3	5.2	1.3^	16.7
3	Justin Jenifer	G	5-10	175	Fr.-HS	Baltimore, Md.	9-0	4.8	1.0	2.3	12.2
0	Quadri Moore	F	6-8	220	So.-1L	Linden, N.J.	8-0	3.6	2.3	0.6*	9.6
45	Zack Tobler	F	6-5	240	Jr.-2L	Fort Mitchell, Ky.	3-0	5.8	3.5	1.0*	2.3
13	Tre Scott	F	6-8	225	Fr.-HS	Darien, Ga.	--	21.6#	14.1#	3.5^#	--

Starters based on last game; #-Statistics from senior season of high school; ^-Blocks; *-Steals

CINCINNATI STORYLINES

- » Octavius Ellis earned American Athletic Conference Weekly Honor Roll accolades on Monday after averaging a team-high 14.5 points to go with 8.5 rebounds and 2.5 blocks last week for the Bearcats. He shot 9 of 10 from the field and 8 of 10 from the free throw line during the week.
- » Eight players are averaging at least 7.3 points this season with three - Octavius Ellis (11.0), Farad Cobb (10.9) and Troy Caupain (10.2) - averaging double figures. Six different players have led UC in scoring. The Bearcats have placed at least three players in double figures in every game.
- » Cincinnati started 7-0 for the fourth time in the past six years. The Bearcats also started strong in 2010-11 (15-0), 2012-13 (12-0) and 2013-14 (7-0).
- » Ellis and Gary Clark currently rank as the only duo in The American with each player listed among the top 10 league leaders in field goal percentage, rebounds and blocks.
- » The Bearcats have 74 three-pointers through nine games this season. A year ago, it took 17 games for UC to accumulate as many three-pointers.
- » UC ranks among the nation's leaders in fewest fouls per game (fourth at 15.0), total blocks (fifth at 56), total steals (fifth at 87), scoring margin (seventh at +23.6), scoring defense (eighth at 58.4), field goal percentage defense (10th at .361), total rebounds (11th at 378), total assists (14th at 161) and rebounding margin (22nd at 10.2) through Dec. 7.

2015-16 NUMERICAL ROSTER

NO.	NAME	POS.	HT.	WT.	CLASS	EXP.	HOMETOWN / PREVIOUS SCHOOLS
0	Quadri Moore	F	6-8	220	So.	1L	Linden, N.J./Linden HS
1	Jacob Evans III	G/F	6-6	210	Fr.	HS	Baton Rouge, La./St. Michael the Archangel
2	Octavius Ellis	F	6-10	235	Sr.	1L	Memphis, Tenn./Trinity Valley College (Texas)
3	Justin Jenifer	G	5-10	175	Fr.	HS	Baltimore, Md./Milford Mill Academy
10	Troy Caupain	G	6-4	205	Jr.	2L	Midlothian, Va./Cosby HS (Va.)
11	Gary Clark	F	6-8	235	So.	1L	Clayton, N.C./Clayton HS
13	Tre Scott	F	6-8	225	Fr.	HS	Darien, Ga./McIntosh County Academy
21	Farad Cobb	G	6-1	170	Sr.	1L	West Palm Beach, Fla./Northwest Florida State College
22	Coreontae DeBerry	C	6-9	265	Sr.	1L	Holland, Mich./Hutchinson Community College
24	Shaq Thomas	F	6-7	210	R-Sr.	3L	Paterson, N.J./NIA Prep School
25	Kevin Johnson	G	6-3	180	Jr.	2L	Cincinnati, Ohio/Summit Country Day School
32	Kyle Washington*	F	6-9	240	Jr.	Tr.	Champlin, Minn./NC State
45	Zack Tobler	F	6-5	240	Jr.	2L	Fort Mitchell, Ky./Covington Catholic HS

2015-16 ALPHABETICAL ROSTER

NO.	NAME	POS.	HT.	WT.	CLASS	EXP.	HOMETOWN / PREVIOUS SCHOOLS
10	Troy Caupain	G	6-4	205	Jr.	2L	Midlothian, Va./Cosby HS (Va.)
11	Gary Clark	F	6-8	235	So.	1L	Clayton, N.C./Clayton HS
21	Farad Cobb	G	6-1	170	Sr.	1L	West Palm Beach, Fla./Northwest Florida State College
22	Coreontae DeBerry	C	6-9	265	Sr.	1L	Holland, Mich./Hutchinson Community College
2	Octavius Ellis	F	6-10	235	Sr.	1L	Memphis, Tenn./Trinity Valley College (Texas)
1	Jacob Evans III	G/F	6-6	210	Fr.	HS	Baton Rouge, La./St. Michael the Archangel
3	Justin Jenifer	G	5-10	175	Fr.	HS	Baltimore, Md./Milford Mill Academy
25	Kevin Johnson	G	6-3	180	Jr.	2L	Cincinnati, Ohio/Summit Country Day School
0	Quadri Moore	F	6-8	220	So.	1L	Linden, N.J./Linden HS
13	Tre Scott	F	6-8	225	Fr.	HS	Darien, Ga./McIntosh County Academy
24	Shaq Thomas	F	6-7	210	R-Sr.	3L	Paterson, N.J./NIA Prep School
45	Zack Tobler	F	6-5	240	Jr.	2L	Fort Mitchell, Ky./Covington Catholic HS
32	Kyle Washington*	F	6-9	240	Jr.	Tr.	Champlin, Minn./NC State

* - Will sit out the 2015-16 season due to NCAA transfer rules.

Coaching Staff

Head Coach: Mick Cronin (10th season at UC; 13th season overall)
 Associate Head Coach: Larry Davis
 Assistant Coaches: Darren Savino, Antwon Jackson
 Director of Basketball Operations: Drew Seidenberger
 Director of Student-Athlete Development: Mark Berger
 Asst. Director of Student-Athlete Development: JaQuon Parker

Video Coordinator: T.J. Wolf
 Program Assistant: Greg Youncofski
 Head Athletic Trainer: Robb Williams
 Director of Strength & Conditioning: Mike Rehfeldt
 Assistant Director of Equipment: Andy Frigge

PRONUNCIATION GUIDE

Troy Caupain	co-PAIn
Coreontae DeBerry	COREY-on-tay
Quadri Moore	qua-DREE

ROSTER INFORMATION

By State/Country

Florida	(1) Farad Cobb
Georgia	(1) Tre Scott
Kentucky	(1) Zack Tobler
Louisiana	(1) Jacob Evans
Maryland	(1) Justin Jenifer
Michigan	(1) Coreontae DeBerry
Minnesota	(1) Kyle Washington
New Jersey	(2) Quadri Moore, Shaq Thomas
North Carolina	(1) Gary Clark
Ohio	(1) Kevin Johnson
Tennessee	(1) Octavius Ellis
Virginia	(1) Troy Caupain

By Class

True Freshmen	(3) Jacob Evans III, Justin Jenifer, Tre Scott
Sophomores	(2) Gary Clark, Quadri Moore
Juniors	(4) Troy Caupain, Kevin Johnson, Zack Tobler, Kyle Washington
Seniors	(3) Farad Cobb, Coreontae DeBerry, Octavius Ellis
R-Seniors	(1) Shaq Thomas

By Height

6-10	Octavius Ellis
6-9	Coreontae DeBerry, Kyle Washington
6-8	Gary Clark, Quadri Moore, Tre Scott
6-7	Shaq Thomas
6-6	Jacob Evans III
6-5	Zack Tobler
6-4	Troy Caupain
6-3	Kevin Johnson
6-1	Farad Cobb
5-10	Justin Jenifer

QUICK FACTS

GENERAL INFORMATION

Location	Cincinnati, Ohio 45221
Founded	1819
Enrollment	44,096
Nickname	Bearcats
Colors	Red (PMS: 186) and Black
Arena (Capacity)	Fifth Third Arena (13,176)
Affiliation	NCAA Division I
Conference	American
President	Dr. Santa J. Ono
Alma mater/year	Chicago, '84
Director of Athletics	Mike Bohn
Alma mater/year	Kansas, '83
Faculty Representative	Dr. David M. Szymanski
Department of Athletics Phone	(513) 556-4603
Athletics Ticket Office Phone	(877) CATS-TIX

ATHLETIC COMMUNICATIONS

Asst. AD/Primary Basketball Contact	Andre Foushee
Office/Cell Phone	(513) 556-5182/(859) 797-7871
Press Row Phone	(513) 556-3800
Email Address	Andre.Foushee@uc.edu
Secondary Basketball Contact	TBA
Office/Cell Phone	TBA/TBA
Email Address	TBA
Website	GoBearcats.com
Twitter	@GoBearcats and @GoBearcatsMBB

BASKETBALL STAFF

Head Coach	Mick Cronin (Cincinnati '97)
Basketball Office Phone	(513) 556-5847
Associate Head Coach	Larry Davis (Asbury '78)
Assistant Coach	Darren Savino (Jersey City '94)
Assistant Coach	Antwon Jackson (Pikeville College '93)
Director of Operations	Drew Seidenberger (Cincinnati '09)
Dir. of Student-Ath. Devel.	Mark Berger (Cincinnati '01)
Asst. Dir. of Student-Ath. Devel.	JaQuon Parker (Cincinnati '14)
Video Coordinator	T.J. Wolf (Murray State '07)
Program Assistant	Greg Youncofski (Kansas '13)
Assoc. AD/Sports Medicine	Bob Mangine (Pittsburgh '73)
Head Athletic Trainer	Robb Williams (Ohio State '82)
Dir. /Strength & Condition	Mike Rehfeldt (St. Cloud St. '05)
Administrative Assistant	Winona Shaw-Gunn

HISTORY

First year of basketball	1901-02
All-time record (entering the season)	1,705-986 (.634)
NCAA appearances/last	29/2015
All-time record	44-28 (.611)
Final Four appearances/last	6/1992
Elite Eight appearances/last	8/1996
Sweet 16 appearances/last	10/2012
Conference Championships/last	38/2014
Postseason NIT appearances/last	10/2010
All-time record	8-10 (.444)

TEAM INFORMATION

2014-15 Record	23-11
American Athletic Conference Record (Place)	13-5 (T-3rd)
Starters returning/lost	5/0
Letterwinners returning/lost	9/4
Percent of scoring returning	88.0 percent (1,860 of 2,113)
Percent of rebounding returning	88.2 percent (950 of 1,077)

GAME PREVIEW

- » No. 23/22 Cincinnati (8-1) travels to No. 12/13 Xavier (9-0) on Saturday for the 83rd edition of the Skyline Chili Crosstown Shootout.
- » The game will be broadcast nationally on FOX and can be heard on 700 WLW.
- » Cincinnati is coming off an 87-66 home win over Morgan State on Dec. 6. Six Bearcats scored in double figures led by Shaq Thomas, who poured in 15 points on 7-of-9 shooting with nine rebounds and four assists. Gary Clark registered his first double-double of the season with 13 points and a career-high 14 rebounds and five assists.
- » Xavier earned a 90-55 home win over Wright State on Tuesday. Trevon Bluiett led four players in double figures with 22 points, five three-pointers and a game-high 11 rebounds.
- » Cincinnati leads the all-time series with Xavier 49-33. The Musketeers won last year's contest 59-57 at Fifth Third Arena. Xavier has won five of six meetings at the Cintas Center.

SCOUTING XAVIER

- » Xavier enters Saturday's contest undefeated at 9-0 after posting a 90-55 home win over Wright State on Tuesday.
- » Trevon Bluiett leads six Musketeers in double figures, averaging 15.9 points and 8.1 rebounds. He is shooting 46.7 percent from the field (49 of 105) and a team-best 47.2 percent from three-point range (25 of 53).
- » James Farr leads the squad with 8.7 rebounds per game and a team-best .522 field goal shooting percentage (36 of 69).
- » The Musketeers entered Tuesday's game ranked among the nation's leaders in rebounding margin (sixth at +13.6), free throws made (eighth at 176), free throws attempted (ninth at 238) and scoring margin (22nd at +17.3).
- » Forward Jalen Reynolds was tabbed first team all-conference while guard Trevon Bluiett earned honorable mention accolades from Big East coaches in the preseason.
- » The Musketeers were picked to finish fourth in a preseason poll of Big East coaches behind Villanova, Georgetown and Butler.
- » Xavier finished 23-14 overall, 9-9 in the Big East and advanced to the regional semifinals of the NCAA tournament last season.

SERIES HISTORY

- » **Total:** UC leads 49-33
- » **Fifth Third Arena:** UC leads 7-5
- » **Cintas Center:** Xavier leads 5-1
- » **Armory Field House:** UC leads 3-1
- » **Cin. Gardens:** UC leads 27-15
- » **Riverfront Coliseum (now U.S. Bank Arena):** UC leads 8-4
- » **Schmidt Field House:** Series tied 3-3
- » **Current Streak:** Xavier — 2
- » Saturday's Skyline Chili Crosstown Shootout marks the 83rd meeting between two schools located four miles apart in the Queen City.
- » Cincinnati owns a 49-33 advantage in the series that started in 1928. The Bearcats own a 35-19 lead at neutral sites and 10-6 edge on its campus. Xavier owns a 5-1 lead at Cintas Center and leads 8-4 all-time on its campus.
- » Saturday's matchup marks only the second meeting in series history where both teams enter the game ranked

- in the AP poll. The only other meeting came on Jan. 19, 1994 when No. 22 Xavier edged No. 19 Cincinnati 82-76 in overtime.
- » The two schools first met in a game scheduled after the conclusion of the 1927-28 season to dedicate Xavier's Schmidt Fieldhouse. It was 15 years (1942-43) before they met again.
- » Following another pause, the schools began playing on an annual basis in 1945-46 and have played consecutively since.
- » In 1948-49 and 1949-50, XU and UC played each other during the regular season and met again in the season-ending Cincinnati Invitational Tournament.
- » While the tourney was discontinued after 1949-50, the schools played twice a season for the next eight years.
- » The series was deadlocked at four wins each after the first eight clashes, but Cincinnati won the next three games (March 18, 1950 - March 8, 1951) and has led the series since.
- » UC held a 12-10 advantage before launching a 12-game win streak (Feb. 13, 1957 - March 3, 1967), and from the mid-1950s to the late 1970s, the Bearcats captured 22 of 24 clashes.
- » Since the schools went to playing just once a year in 1958-59, UC and XU have played 26 times when one or both of the schools were ranked nationally in the AP poll; UC owns a 14-12 record in those games. UC was ranked No. 1 in four of those games (1999-00; 1996-97; 1962-63; 1959-60).
- » Mick Cronin won his debut in the matchup on Dec. 13, 2006, becoming the first rookie head coach (with either school) in the last seven to win his first time out. He is 3-5 against Xavier.
- » Xavier has won six of the last eight meetings.

LAST SERIES MEETING:

XAVIER 59, CINCINNATI 57

- » **CINCINNATI (AP)** - Trevon Bluiett made two free throws with 11.5 seconds left -- his only points of the game -- and Xavier rallied for a 59-57 win over Cincinnati at Fifth Third Arena on Feb. 18, 2015.
- » The Musketeers (17-10) let a 12-point lead slip away before rallying in the final minute.
- » Bluiett's free throws made it 58-57 with 11.5 seconds left.
- » Farad Cobb missed a long jumper that could have given Cincinnati the lead. Xavier's Myles Davis got the rebound and made a free throw with a half-second left to finish it.
- » Dee Davis matched his career high by making all of his five shots from beyond the arc. He also had eight assists. Davis came in shooting only 26 percent from beyond the arc, a career low.
- » Gary Clark had 14 points for Cincinnati, which trailed most of the game. The Bearcats got an open shot for the lead at the end, but Cobb missed.
- » Xavier's long-ranging shooting made the difference at the outset. The Musketeers went 8 of 15 from beyond the 3-point arc in the first half and made their last seven shots for a 36-24 lead.
- » Ellis led Cincinnati's late comeback. He had a layup and a tip-in that tied it at 53 with 1:56 to go. Ellis then blocked Dee Davis' shot, and Clark's basket put the Bearcats up 55-53.
- » A boxscore from the game is at the end of this notes packet.

RECAPPING SUNDAY'S GAME:

CINCINNATI 87, MORGAN STATE 66

- » **CINCINNATI (AP)** - Gary Clark had a career-high 14 rebounds as part of his first double-double of the season, and the Bearcats recovered from their first loss by beating Morgan State 87-66 on Sunday.
- » Cincinnati (8-1) was coming off a 78-76 loss to Butler on the Bearcats' home court Wednesday night, when Roosevelt Jones made a bank shot with a tenth of a second left. There was no drama in this one as the Bearcats' front line dominated.
- » The Bearcats opened with an 18-4 run that featured points from all five starters. Cronin then substituted for all five at a timeout. The Bears (2-6) missed 10 of their first 11 shots and had three turnovers as Cincinnati took control and brought in the backups.
- » Clark led Cincinnati with his fourth career double-double, scoring 13 points. Shaq Thomas had 15 points as the Bearcats finished with six players finish in double figures. The Bearcats dominated the boards 49-37.
- » Kyle Thomas had 17 points for Morgan State, going 5 of 8 from beyond the arc.

NOTES FROM THE WIN

- » Shaq Thomas was one rebound shy of his first career double-double with 15 points and nine rebounds. He added a season-best four assists, while his seven made field goals were also a season-high.
- » Farad Cobb scored in double figures for the sixth time this season with 11 points.
- » With 13 points, Octavius Ellis has been in double-figures for six of nine games on the season.
- » The Bearcats had six players in double-figures, two shy of the season best eight in double figures against Robert Morris.
- » UC scored 50 points in the paint, the third time this season it has eclipsed the 50-point mark down low.
- » The Bearcats recorded an assist on 25 of 35 field goals
- » UC has won 50 of its last 51 games when scoring at least 60 points.

RANKED IN BOTH POLLS FOR THIRD WEEK

- » Cincinnati is ranked in both national polls for the third consecutive week with its current listing at No. 23 in the Associated Press poll and No. 22 in the USA Today poll.
- » The Bearcats were 17th-ranked in both polls last week before their loss to Butler. It marked the highest ranking in the AP poll since the of the 2013-14 campaign (ranked No. 13).
- » UC returned to the national polls on Nov. 23 with a No. 24 ranking in the both the AP and USA Today listings.
- » Cincinnati has been ranked in the AP poll at some point in five of the last six seasons, climbing as high as No. 7 during the 2013-14 campaign. The Bearcats were ranked for 13 weeks in both the AP and USA polls during the 2012-13 season -- a Mick Cronin coaching-era high.
- » UC has been ranked in the AP Top 25 for 391 weeks all-time.

ELLIS NAMED TO THE AMERICAN'S WEEKLY HONOR ROLL

- » **Octavius Ellis** earned American Athletic Conference Weekly Honor Roll accolades on Monday after averaging a team-high 14.5 points to go with 8.5 rebounds and 2.5 blocks last week for the Bearcats.
- » Ellis shot 9 of 10 from the field and 8 of 10 from the free throw line during the week.
- » He registered his second double-double the season and fifth of his career, posting 16 points and 12 rebounds and shooting 8 of 10 from the foul line in a 78-76 loss to (RV/25) Butler on Wednesday. He converted a three-point play with 4.7 seconds remaining in the game before Butler scored with one tenth of a second left to win.
- » Ellis was one of six Bearcats to reach double figures in scoring in Cincinnati's 87-66 win over Morgan State on Sunday. He recorded 13 points on 6-of-7 shooting from the field to go with five rebounds and two blocks.
- » For the season, Ellis leads the Bearcats averaging 11.0 points to go with 7.7 rebounds and 1.6 blocks while shooting 62.5 percent (35 of 56) from the field.
- » Ellis earned the same honor from the conference on Nov. 16 after averaging 13.5 points, 6.5 rebounds, 2.5 blocks and 2.5 steals following UC wins over Western Carolina and Robert Morris during the season's opening weekend.

Cincinnati's Award Winners

Name	Award
Octavius Ellis	American Weekly Honor Roll (Dec. 7)
	Barclays Center Classic MVP (Nov. 28)
	American Weekly Honor Roll (Nov. 16)
Troy Caupain	American Player of the Week (Nov. 30)
	Barclays Center Classic All-Tournament Team (Nov. 28)
Farad Cobb	American Weekly Honor Roll (Nov. 23)

DECEMBER SCHEDULE

- » Cincinnati is in the midst of a challenging December schedule. During this month, the Bearcats play four nonconference games against teams that participated in the NCAA tournament a year ago and three that are currently ranked in the latest AP poll.
- » UC dropped a 78-76 buzzer-beating decision to Butler on Dec. 2 at Fifth Third Arena. The Bulldogs are ranked 18th this week.
- » Other notable games this month following Saturday's contest at No. 12 Xavier include a road trip to unranked VCU (Dec. 19) and a home game against No. 4 Iowa State (Dec. 22).

WHO CARES WHO GETS THE POINTS?

- » Cincinnati looks to continue its balanced-attack approach on the offensive end again this season.
- » Eight players are averaging at least 7.3 points with three - Octavius Ellis (11.0), Farad Cobb (10.9) and Troy Caupain (10.2) - averaging double figures.
- » The Bearcats have put at least three players in double figures in every game this season. UC has had at least four players in double figures in four games and placed a Cronin-era record eight players in double figures against Robert Morris (11/15).
- » All 10 scholarship players who have seen action have scored in double figures at least once this season.
- » Six different players have led UC in scoring this season.
- » Seven different Bearcats led the team in scoring last season: Troy Caupain (10 times), Octavius Ellis (eight),

- Farad Cobb (seven), Kevin Johnson (four), Shaq Thomas (three), Gary Clark (twice) and Jermaine Sanders (twice).
- » Bearcat reserves have outscored their opponent bench players by an average of 31.8-18.0 through nine games this season.
- » UC's bench has outscored opponent reserves in all nine games to date.
- » Eight Bearcats are averaging at least 16.7 minutes a game.

CAUPAIN'S STEADY START

- » **Troy Caupain** has started the new season on solid footing running the point position for the Bearcats.
- » The junior, who turned 20-years old at the end of November, leads The American and ranks 27th nationally (as of Dec. 7) with a 3.8-to-1 assist-to-turnover ratio and ranks among the league leaders in assists (fourth at 4.2) and steals (tied for 10th at 1.3).
- » He has 22 assists and only five turnovers over the last six games (184 minutes played).
- » He has played four games this season without committing a turnover.
- » Caupain scored in double figures in a career-high four consecutive games (11/24 through 12/2) before scoring six points against Morgan State (12/6).
- » He was named to the Barclays Center Classic All-Tournament Team and tabbed The American's Player of the Week (11/30) after averaging a team-high 16.0 points with eight threes, four steals and seven assists with only two turnovers in 96 minutes of play in wins over Southeastern Louisiana (11/24), Nebraska (11/27) and George Washington (11/28).

DYNAMIC DUO INSIDE

- » **Octavius Ellis** and **Gary Clark** can be considered one of the top frontcourt duos in the American Athletic Conference. Ellis, a preseason first team all-conference selection is averaging 11.0 points and 7.7 rebounds. Clark, a member of the league's all-rookie team last season, is averaging 9.8 points and 8.2 rebounds. The duo also has combined for 28 blocks and 20 steals this season while shooting a combined 68 of 107 (63.6 percent) from the field.
- » Ellis and Clark currently rank as the only duo in The American to be listed among the top 10 league leaders in field goal percentage (Clark-fourth at .647/Ellis-fifth at .625), rebounds (Clark-sixth at 8.2/Ellis-eighth at 7.7) and blocks (Clark-T-seventh at 1.6)/Ellis-T-seventh at 1.6).

OTHER PLAYER NUGGETS

- » **Farad Cobb** has scored in double figures in six of nine games for Cincinnati. He leads the Bearcats with 21 three-pointers, having made at least three triples five times. He ranks tied for fifth in The American with 2.3 threes per game.
- » The athletically gifted **Shaq Thomas** is averaging a career-best 8.3 points and 4.7 rebounds this season. He scored a career-high 15 points to go with nine rebounds and four assists against Morgan State (12/6).
- » Senior **Coreontae DeBerry** is providing solid frontcourt play off the bench, averaging 7.3 points and 5.2 rebounds in 16.7 minutes per contest. He ranks third on the team in field-goal shooting percentage (.550), rebounds (5.2) and blocks (1.6).

FIRST-YEAR PERFORMERS

- » Four-star freshmen **Jacob Evans** and **Justin Jenifer** have contributed solid play early in their careers.
- » Evans (7.9 ppg, 4.2 rpg) scored a career-high 16 points on 6-of-13 shooting with four threes, four rebounds and four assists against Butler (12/2).
- » He has scored in double figures in four of UC's first nine games and has 16 assists with six turnovers on the season while averaging 19.3 minutes.
- » Jenifer (4.8 ppg, 2.3 apg) hasn't seen as much action, playing behind Caupain at the point. However, he has shown flashes of his potential, poured in 11 points with nine assists in 16 minutes against Robert Morris (11/15).
- » Averaging 12.2 minutes a game, Jenifer is shooting 45.2 percent from the field (14 of 31) with 21 assists and nine steals.

INCREASING OFFENSIVE PRODUCTION

- » Nine games into the new season Cincinnati's offensive numbers look to be improved over last season. The new, quicker-paced, free-flowing offense is resulting in more production. The Bearcats' well-known relentless defense has increased its intensity at the same time, leading to more scoring opportunities.

OFFENSIVE & DEFENSIVE NUMBERS THROUGH NINE GAMES

Statistic	2014-15	2015-16
Points Per Game	62.3	82.0
Scoring Margin	+8.6	+23.6
FGM-FGA	196-462	255-540
Field Goal Percentage	.424	.472
3-Point FGM-FGA	43-141	74-202
3-Point Field Goal Percentage	.305	.366
3-Pointers Per Game	4.8	8.2
Rebounds Per Game	37.0	42.0
Rebounding Margin	+7.4	+10.2
Assists	101	161
Assists Per Game	11.2	17.9
Turnovers Per Game	13.1	11.8
Turnovers Forced Per Game	13.0	15.8
Turnover Margin	-0.1	+4.0
Steals Per Game	5.8	9.7
Blocks Per Game	5.8	6.2
Fast Break Points	49	91
Points Off Turnovers	122	183
Bench Points	209	286

NEW-LOOK OFFENSE

- » Cincinnati enters Saturday's game with three players averaging double figures in scoring with eight players averaging 7.3 points or more. Last year's unit ended the year with no players in double figures as Octavius Ellis led the squad with 9.9 points per game.
- » All 10 scholarship players who have seen action have reached double figures in scoring at least once.
- » Nine players are averaging at least 12.2 minutes a game.
- » The Bearcats have 74 three-pointers through nine games this season. A year ago, it took 17 games for UC to accumulate as many three-pointers.
- » UC's three-point shooting percentage (.366 [74 of 202]) is currently the highest of the Mick Cronin era and the highest since the 2003-04 squad (.387 [237 of 612]).
- » UC's field-goal percentage (.472 [255 of 540]) is the highest since the 1999-2000 squad (.480 [898 of 1871]).

SAME STINGY DEFENSE

- » The Bearcats still feature a smothering defense, allowing only 58.4 points this season - ranked eighth in the nation through Dec. 7.
- » UC also ranks among the national leaders in steals per game (11th at 9.7) and field-goal percentage defense (10th at .361).
- » UC already has 87 steals in nine games and is on pace for 300 steals by the end of the regular season - fourth-most in school history.
- » Nine players have at least seven steals on the season.

TIP INS

- » Cincinnati ranks fourth in the nation (entering Tuesday) for fewest fouls per game at 15.0. The Bearcats finished last season ranked 12th in the nation with 14.9 whistles against them per contest.
- » The Bearcats have made 40 more free throws (154) than their opponents have attempted (114) this season.
- » Cincinnati started 7-0 for the fourth time in the past six years. The Bearcats also started strong in 2010-11 (15-0), 2012-13 (12-0) and 2013-14 (7-0).
- » Octavius Ellis was named the MVP of the Barclays Center Classic (Nov. 28) while Troy Caupain was selected to the all-tournament team. Ellis averaged 10.5 points and 8.0 rebounds in Brooklyn. Caupain averaged 16.5 points and hit six threes in two games in Brooklyn.
- » Cincinnati is 45-4 under Cronin when holding the opponent to 50 or fewer points.
- » The Bearcats attempted a school-record 59 free throws against Arkansas-Pine Bluff (11/22) and 41 free throws - one shy of matching the school mark.
- » UC's 19 steals against Arkansas-Pine Bluff tied for fourth most in school history.
- » UC's 62-point win over Robert Morris (106-44) on Nov. 15 tied for the seventh largest margin of victory in school history (2,693 games). UC's most lopsided win came against St. Joseph's [Ind.], a 71-point victory (120-49) on Dec. 16, 1975.

RARE OCCURRENCES IN BUTLER LOSS

- » Cincinnati's defensive flaws present on Dec. 2 against Butler were outside the norm of what's become the trademark of Bearcat teams during recent years of the Mick Cronin coaching era.
- » The Bulldogs shot 53.6 percent (15 of 28) in the second half after managing only 12 baskets in 36 attempts (33.3 percent) during the first 20 minutes.
- » Since the Bearcats have become a regular participant in the NCAA Tournament (each of the last five seasons), UC has surrendered 78 or more points at home only two previous times: a 97-84 win over Memphis on Senior Day (3/6/14) and an 82-78 win over Villanova (1/14/12).
- » UC saw an impressive defensive streak end as well. The Bearcats had won 49 consecutive games when scoring 60 or more points before dropping the Butler game.
- » UC's last loss when scoring 60 was March 22, 2013, when Creighton won a 67-63 contest in the first round of the NCAA Tournament.
- » The last time UC lost a game in which it scored 70 points was a 95-78 setback at Marquette on Feb. 11, 2012.
- » It also marked only the sixth time in the Cronin era (49 games) that UC lost when shooting 50 percent or better from the field. The Bearcats shot 25 of 50 (50.0 percent) against the Bulldogs.



FIFTH THIRD ARENA RENOVATION

The University of Cincinnati Department of Athletics announced in late August a multi-million dollar fundraising campaign for the renovation of Fifth Third Arena, home to Bearcats men's and women's basketball and volleyball.

The UC Board of Trustees approved an interim \$2.2-million funding request to allow for completion of documents in the design development phase. This will allow the Populous/Moody Nolan design team to remain on its current schedule with an anticipated construction start in March 2016. A total funding request for the anticipated \$85-million, privately-funded project will be submitted to the board for review and approval.

No decisions have been made on playing sites for the 2016-17 season. Fifth Third Arena is scheduled to reopen in October 2017.

POINTS TO NOTE ON RENOVATION

- Renovation of building façade, entries, and plaza
- 360 degree permanent lower bowl with new chair back seating
- 360 degree upper bowl with court centric seating
- New club seats, loge seats, and premium suites
- New club areas
- Increased points-of-sale for concessions
- Increased restrooms
- New locker rooms and class room spaces
- New scoreboards and sound system

CRONIN MILESTONE

- » The Arkansas-Pine Bluff game (11/22) marked the 400th game for Mick Cronin as a collegiate head coach. Now in his 13th season overall, Cronin owns a 262-143 mark with a winning percentage of .647.
- » In his 10 season at his alma mater, Cronin has a 193-119 ledger with a .619 win percentage. He posted a 69-24 mark in three seasons at Murray State (2004-06).
- » At 44-years old, Cronin ranks as the winningest coach in the nation among active coaches his age or younger with 262 career victories during his tenure at Murray State and Cincinnati.
- » The Bearcats' leader also lists among the top-10 winningest active coaches in the nation under the age of 50.

NOVEMBER TO REMEMBER

- » Cincinnati became the nation's first team to start the season 7-0 after playing a school-record seven regular-season games in November.
- » The Bearcats played three games in six days to start the season and finished the month playing four games in seven days that concluded with a win over George Washington (11/28) in the finals of the Barclays Center Classic in Brooklyn, N.Y.
- » The Bearcats are 51-8 in November during the Cronin era, including wins in 24 of their last 25 in the month.

FIFTH THIRD ADVANTAGE

- » Cincinnati is 38-5 at Fifth Third Arena since the start of the 2013-14 season. The Bearcats were 15-3 at home last season and 18-1 in 2013-14.
- » The Bearcats are 16-2 at Fifth Third Arena in American Athletic Conference games, including an 8-1 mark last season after falling to Tulane 50-49 at the buzzer on Feb. 14. The other loss came in 2013-14 to Louisville, 58-57, on Feb. 22, 2014.
- » UC is 359-77 (.823) all time in Fifth Third Arena, home of the Bearcats since the 1989-90 campaign. UC is 123-43 (.741) at the facility during the Mick Cronin coaching era.
- » The Bearcats finished the 2013-14 home slate 18-1 at home, tying for the second-most single-season wins in the arena since UC was 18-2 in 1993-94. The arena record was set in 1997-98 (19-1).
- » UC won its first 17 home games in 2013-14 - the best start in Fifth Third Arena history - before dropping a 58-57 decision to then-No. 11 Louisville on Feb. 22, 2014.

COBB PUTS UP BACK-TO-BACK 20-POINT GAMES

- » Farad Cobb put together back-to-back 20-point efforts in Bearcats wins at Bowling Green (Nov. 18) and against Arkansas-Pine Bluff (Nov. 22) to earn conference weekly honor roll accolades. He set a UC personal-best with six three-pointers as part of a 7-of-14 shooting effort in UC's 83-50 win at Bowling Green. He followed that performance with 7-of-11 shooting, four threes, four steals and three assists in UC's 99-50 home victory against

Arkansas-Pine Bluff (11/22).

- » For the week, Cobb averaged a team-high 20.0 points on 14-of-25 (.560) shooting from the field, including 10-of-17 (.588) shooting from three-point range.
- » Cobb becomes the first player to score 20 or more points in consecutive games since Sean Kilpatrick tallied more than 20 points in three consecutive games during his senior season of 2013-14. The All-American had his trio of 20-point games from March 6-March 13, netting 34 against Memphis on Senior Day, 24 at Rutgers in the regular season finale and 21 in the opening game of the conference tournament against UCF.

BEARCATS ON THE RUN

- » Cincinnati has strung together several impressive runs in every game this season helping lead to their 8-1 record:

NOTABLE BEARCAT RUNS

OPPONENT	RUN	HALF
Western Carolina (11/13)	11-1	First
	11-2	Second
Robert Morris (11/15)	31-4	First
	30-4	Second
Bowling Green (11/18)	26-4	Second
Arkansas-Pine Bluff (11/22)	21-2	First
SE Louisiana (11/24)	10-2	First
Nebraska (11/28)	10-2	Second
George Washington (11/29)	11-3	First
Butler (12/2)	10-2	First
Morgan State	22-4	First

NOTABLES FROM THE ROBERT MORRIS WIN

- » Cincinnati's lopsided 106-44 win over Robert Morris (11/15) included several notable accomplishments:
- » UC topped the 100-point plateau for the first time since scoring 102 against Chicago State on Dec. 23, 2013.
- » It marked the most points by a Bearcats team since a 106-66 home win over UNLV on Jan. 2, 2000.
- » The 62-point margin of victory is a Cronin-era best and tied for the seventh largest in school history (2,693 games).
- » UC's 32 assists on 38 made baskets is a Cronin-era best and a Fifth Third Arena record.
- » UC's 18 steals ties for the fifth most in school history.
- » The Bearcats knocked down 11 three pointers, the most in a game since making 11 against New Mexico (12/27/12).
- » Fifty-two of UC's 106 points came in the paint and 57 came off the bench. Both numbers topped RMU's team total of 44 points.
- » A Cronin-era record eight players found double figures, including four of the five starters.
- » UC nearly doubled RMU up on the boards, 44-24 and had a 16-6 edge on the offensive glass.
- » RMU turned it over 29 times, which was converted into 36 UC points off turnovers.
- » The Bearcats defense held Robert Morris to only six field goals during the last 26:36 of the game. The Colonials managed only five field goals in the second half (5 of 23).

CUMBERLAND AND BROOKS

SIGN WITH CINCINNATI

- » Guard Jarron Cumberland and center Nysier Brooks (nah-SEER) signed national letters of intent to attend the University of Cincinnati and play basketball for the Bearcats beginning with the 2016-17 season.
- » Cumberland, a 6-foot-5, 215-pound guard from Wilmington, Ohio, averaged 24.5 points, 7.5 rebounds and 3.3 assists as a junior at Wilmington High School last season. He helped lead the Hurricane to a 24-2 record while earning First Team Associated Press Division I All-Ohio accolades a year ago.
- » Cumberland has been evaluated as a four-star prospect and ranks among the top 100 players in the nation according to Rivals, ESPN, Scout and 247 Sports. He averaged 17.8 points, 5.4 rebounds, 2.0 assists and 1.8 steals during AAU action with King James (Ohio) this summer, later earning Third Team All-Peach Jam honors during Nike EYBL action.
- » "Jarron is a great young man from a wonderful family and is one of the best guards in the country," Cronin said. "He has size and skill, but what I love most about him is his toughness. He is a real competitor. We are very excited to sign the best player in Ohio, in my opinion. Jarron already bleeds Red and Black and our fans will love him."
- » Brooks, a 6-foot-10, 235-pound center from Philadelphia, Pennsylvania, posted double-double numbers at Life Center Academy (Burlington, New Jersey) last season, averaging 14 points and 12 rebounds to go along with four blocks. A three-star prospect according to all recruiting sites, Brooks is attending Advanced Prep International (API) in Dallas, Texas, during the 2015-16 academic year.
- » "Nysier is a special young man," Cronin said. "He has a maturity level that I've rarely seen in a high school player. He plays to win first and is all about what's best for the team. He has great size and toughness and is a very important recruit for us considering that Coreontae (DeBerry) and Octavius (Ellis) graduate this year. Nysier is the perfect fit for our program and we are very excited he will be a Bearcat."

BEARCAT POINTS OF PRIDE

- » Cincinnati is one of 11 teams to make the NCAA tournament each of the past five seasons along with Duke, Gonzaga, Kansas, Louisville, Michigan State, North Carolina, Ohio State, San Diego State, VCU and Wisconsin.
- » The Bearcats are one of only six teams to rank among the nation's top-25 leaders in scoring defense each of the past three seasons.
- » The Bearcats are seeking the program's 30th NCAA tournament appearance this season. Only 18 teams in the nation enter the year with at least 30 trips to the Big Dance.
- » Cincinnati entered the season ranked 20th in the nation for most victories in program history with 1,705.
- » UC has won at least 22 games in each of the last five seasons, including a high mark of 27 victories during the 2013-14 season.
- » Cincinnati returns at least 88 percent of its scoring, field goals, rebounds, steals and blocks from last season.
- » Mick Cronin ranks as the winningest coach in the nation among active coaches his age (44) or younger and is listed among the top-10 most successful coaches under the age of 50.

CINCINNATI TRADITION - BY THE NUMBERS

- » **2** National Titles (1961, 1962)
- » **6** Final Fours (1959-63, 1992)
- » **8** Elite Eights (Last: 1996)
- » **10** Sweet Sixteens (Last: 2012)
- » **29** NCAA Tournament Appearances
- » **19** NCAA Tournament Appearances since 1992
- » **10** NIT Appearances
- » **28** Conference Regular-Season Titles (Last: 2014)
- » **10** Conference Tournament Titles (Last: 2004 [C-USA])
- » **1,713** all-time wins (20th most in nation)
- » **30** All-Americans (Last: Sean Kilpatrick [2014])
- » **75** All-Conference Selections (Last: Octavius Ellis [2015])
- » **56** NBA Draft Picks (Last: Lance Stephenson [2010])
- » **49** members of 1,000-point club (T-9th most in nation)
- » **391** weeks ranked in AP Top 25 (12th most in nation)
- » **203** weeks ranked in AP Top 10
- » **45** weeks ranked No. 1
- » **2** Members of National Basketball Hall of Fame
Jack Twyman & Oscar Robertson
- » **2** Olympic Gold Medalists
Robertson (1960) & George Wilson (1964)

SINCE THE START OF 2010-11

- » Following are some of the Bearcats' accomplishments since the start of 2010-11:
- » Compiled a 132-51 overall mark.
- » Registered five 20-win seasons and three years with at least 26 victories.
- » Participated in the NCAA Tournament each season and advanced to the NCAA Sweet 16 in 2012.
- » Appeared in the 2012 BIG EAST Championship title game.

-SEASON NOTES-

BEARCATS PICKED TO FINISH THIRD IN THE AMERICAN

- » American Athletic Conference coaches picked Cincinnati to finish third in the league at preseason conference media day on Oct. 27.
- » Cincinnati received one first-place vote and 84 points overall to finish third behind defending league champion SMU (98 points) and UConn (87). The Mustangs were awarded eight first-place votes while the Huskies received two first-place votes.
- » Tulsa garnered 76 points for fourth place. Memphis was fifth with 59 points and Temple took sixth with 54 points. Houston (48), East Carolina (31), UCF (30), USF (20) and Tulane (11) rounded out the predicted order of finish.

ELLIS, CAUPAIN RECEIVE PRESEASON ACCOLADES FROM LEAGUE COACHES

- » Octavius Ellis earned first team all-conference honors while Troy Caupain received second team all-league accolades from American coaches at the league's media day on Oct. 27.
- » Ellis is the first Bearcat tabbed preseason all-conference first team since Sean Kilpatrick earned the distinction from coaches in The American prior to the start of the 2013-14 campaign.
- » Ellis led the Bearcats in scoring (9.9 points) and blocks (2.0) while ranking second in rebounding (7.2) during the 2014-15 season. He ranked as the only player in The American to be listed among the top four leaders in field

goal percentage (third at .557), blocks (third at 2.0) and rebounding (fourth at 7.2).

- » Caupain averaged 9.6 points and a team-high 3.6 assists while shooting a league best 46.5 percent from three-point range during conference play a year ago.

WHAT A DIFFERENCE A YEAR MAKES

- » After beginning the 2014-15 campaign with no returning starters, Cincinnati tips off the 2015-16 season with five returning starters, its top six scorers and nine lettermen.
- » Not to mention head coach Mick Cronin is back after missing all but the first nine games of the 2014-15 campaign due to a vascular condition know as arterial dissection.
- » Cincinnati returns at least 88 percent of its scoring, field goals, rebounds, steals and blocks from last season.

BREAKING DOWN THE BEARCATS

RETURNING NUMBERS

CATEGORY	RETURN	LOST	PCT. RETURN
Scoring	1,860	253	88.0%
Field Goals	674	87	88.6%
Three-Pointers	137	30	82.0%
Rebounding	950	127	88.2%
Blocks	180	5	97.3%
Steals	194	28	87.4%
Minutes	5,898	1,002	85.5%

RETURNING STATISTICAL LEADERS

CATEGORY	NO.	PLAYER
Scoring	9.9	Octavius Ellis
Field Goals	122	Octavius Ellis
Three-Pointers	53	Farad Cobb
Free Throws	93	Octavius Ellis
Rebounding	7.2	Gary Clark
Assists	121	Troy Caupain
Blocks	67	Octavius Ellis
Steals	41	Troy Caupain
Minutes	31.3	Troy Caupain

NEWS FROM THE WEIGHT ROOM

- » The 2015-16 Bearcats have made great strides in the weight room according to director of strength and conditioning Mike Rehfeldt.
- » **OCTAVIUS ELLIS** - Gained 15 pounds since last season while improving his max vertical reach to 12.2". Owns a 7'2.5" wing span.
- » **COREONTAE DEBERRY** - Lost 25 pounds and three percent body fat since the end of last season. Owns a 7'4" wingspan and possess large hands, measuring 12" from pinkie to thumb.
- » **SHAQ THOMAS** - Gained 10 pounds since last season and 36 pounds since enrolling. Owns a 43" max vertical and 36" no-step vertical.
- » **TROY CAUPAIN** - Gained 10 pounds since last season and owns the highest bench press on the team.
- » **KEVIN JOHNSON** - Gained 10 pounds since last season and 20 pounds since enrolling. Owns a 45.5" max vertical.
- » **GARY CLARK** - Gained 18 pounds since his freshman year. Owns a 41" max vertical and 37" no-step vertical.
- » **TRE SCOTT** - Gained 23 pounds since July. Owns a 43" max vertical and 37.5" no-step vertical.
- » **JUSTIN JENIFER** - Lost 15 pounds this summer while improving his agility by a second and sprint by 0.3 seconds.

MICK CRONIN RADIO SHOW

- » The Mick Cronin Radio Show will air weekly on 700 WLW providing in-depth analysis of Bearcats basketball.
- » Coach Cronin is joined weekly by the Voice of the Bearcats, Dan Hoard and color analyst Chuck Machock.
- » The show takes place at the original Montgomery Inn, except during the month of December when it originates from the 700 WLW studios.

THE MICK CRONIN RADIO SHOW SCHEDULE

Day	Date	Location	Time	Station
Thurs.	Dec. 17	700 WLW Studio	8 p.m.	WLW
Wed.	Dec. 30	700 WLW Studio	8 p.m.	WLW
Mon.	Jan. 4	Original Montgomery Inn	8 p.m.	ESPN 1530
Mon.	Jan. 11	Original Montgomery Inn	8 p.m.	WLW^
Mon.	Jan. 18	Original Montgomery Inn	8 p.m.	WLW^
Mon.	Jan. 25	Original Montgomery Inn	8 p.m.	WLW^
Mon.	Feb. 1	Original Montgomery Inn	8 p.m.	WLW^
Wed.	Feb. 10	Original Montgomery Inn	8 p.m.	WLW
Mon.	Feb. 15	Original Montgomery Inn	8 p.m.	WLW
Mon.	Feb. 22	Original Montgomery Inn	8 p.m.	WLW
Mon.	Feb. 29	Original Montgomery Inn	8 p.m.	WLW
Mon.	Mar. 7	Original Montgomery Inn	8 p.m.	WLW
Mon.	Mar. 14	Original Montgomery Inn	8 p.m.	WLW
Mon.	Mar. 21	Original Montgomery Inn	8 p.m.	WLW*
Mon.	Mar. 28	Original Montgomery Inn	8 p.m.	WLW*
Mon.	Apr. 5	Original Montgomery Inn	8 p.m.	WLW*

(^) Show may be available on different station due to

Bengals NFL playoff appearance.

(*) If necessary

IMG/CINCINNATI RADIO NETWORK

- » UC men's basketball regular-season and post-season games can be heard in 38 states and a third of Canada thanks to a 16-year partnership with ClearChannel and its signature station 700 WLW, which is based in Cincinnati.
- » 700 WLW provides in-depth coverage, live play-by-play and postgame reaction from head coach Mick Cronin. The broadcast also include a 30-minute pregame show.
- » Dan Hoard provides play-by-play alongside Chuck Machock. Mo Egger serves as host/engineer.

-2014-15 SEASON REVIEW-

TEAM ACCOMPLISHMENTS

- » Cincinnati became one of only 11 teams in the nation to have made five consecutive appearances in the NCAA tournament, joining Duke, Gonzaga, Kansas, Louisville, Michigan State, North Carolina, Ohio State, San Diego State, VCU and Wisconsin.
- » The Bearcats registered 20 or more wins for the fifth consecutive season.
- » The Bearcats ranked nationally in scoring defense (sixth at 55.8 points per game), fewest fouls committed (12th at 14.9), blocks per game (12th at 5.4) and field-goal percentage defense (15th at .388).
- » Cincinnati's scoring defense (55.8 points) was its lowest allowed since the 1961-62 season (55.1).
- » Cincinnati has allowed its opponents a season average of fewer than 60 points a game in four of the past five years.
- » The Bearcats shot a Cronin era-best 45.3 percent from the field (716 of 1581) for the 2014-15 season.
- » UC associate head coach Larry Davis directed the Bearcats to a 16-9 mark in the absence of head coach Mick Cronin, who sat out the final 25 games of the season following a diagnosis of a non-life threatening vascular condition

known as arterial dissection.

- » Davis is the first non-head coach to lead a team through multiple games of a regular season and into the NCAA tournament since 1961. That season Princeton head coach Franklin Cappon suffered a heart attack 11 games into the year before assistant coach Jake McCandless stepped in and led the Tigers to the NCAA tournament.
- » Cincinnati tied Temple for third place in the American Athletic Conference standings with a 13-5 league record. The Bearcats received the third seed in the conference tournament due to tie-breaker rules (after beating league champion SMU twice in the regular season).
- » Cincinnati's 63-53 road win at Houston on Feb. 21 marked the 1,700th victory in program history. The Bearcats finished the year ranked 20th in the nation for most all-time wins with 1,705.
- » Despite only averaging 62.1 points, the 2014-15 Bearcats ranked as the most accurate shooting team of the Mick Cronin coaching era with a .446 field goal shooting percentage.

PLAYER ACCOMPLISHMENTS

- » Junior forward Octavius Ellis ranked as the only player in The American listed in the top four in blocks (third at 2.0), field-goal percentage (third at .557) and rebounds (fourth at 7.2 per game). His 1.97 blocks ranked 53rd nationally. He had a career-high six blocks at UConn (Jan. 10).
- » Freshman forward Gary Clark finished second among all freshmen rebounders in The American, averaging 7.2 rebounds during the year. He ranked third overall in rebounding in the league. Clark's 7.24 rebounds per game were the most by a UC freshman since Danny Fortson pulled down 7.59 rebounds during the 1994-95 campaign. Clark's 246 rebounds were the second most by a freshman in UC history (Fortson had 258). He pulled down a career-high and UC freshman record 16 rebounds to go with eight points, four blocks and four steals against East Carolina (Jan. 6).
- » Jermaine Sanders became only the third UC player during the Mick Cronin coaching era to play in four NCAA tournaments (along with former teammates Justin Jackson and Sean Kilpatrick). The forward also finished his career as one of only 10 players in school history to play in at least 130 games. He saw action in 105 consecutive games to end his career.

AMONG THE BEST DEFENSIVE TEAMS

IN SCHOOL HISTORY

Cincinnati's Top Defensive Teams (since 1960)

Team	Coach	Pts Allowed	Record
1962-63#	Ed Jucker	52.9	26-2
1961-62*	Ed Jucker	55.1	29-2
2014-15	Mick Cronin	55.8	23-11
2013-14	Mick Cronin	58.4	27-7
1992-93@	Bob Huggins	58.5	27-5

- National runners up

* - National champions

@ - Elite Eight Appearance

-GOBEARCATS.COM-



THE CRONIN FILE

- » **Hometown:** Cincinnati, Ohio
- » **Alma Mater:** Cincinnati '97
- » **Family:** daughter, Samantha

COACHING EXPERIENCE

- » **1998-2001:**
Assistant Coach, Cincinnati
- » **2002-2003:**
Associate Head Coach, Louisville
- » **2004-2006:**
Head Coach, Murray State
- » **2007-Present:**
Head Coach, Cincinnati

AWARDS

- » 2014 American Athletic Conference Coach of the Year
- » 2014 NABC District 25 Coach of the Year
- » 2014 Finalist for USBWA Henry Iba Award
- » 2006 Ohio Valley Conference Coach of the Year

NOTES & ACCOMPLISHMENTS

- » Cronin ranks as the nation's winningest college basketball coach age 44 or younger entering the 2015-16 campaign.
- » Cincinnati has compiled 132 wins since the start of 2010-11 season with five 20-win seasons, including three years with at least 26 victories.
- » The Bearcats are one of only 11 programs in the nation to appear in each of the last five NCAA Tournaments.
- » Cincinnati has ranked among the nation's top 25 defenses each of the last three seasons in scoring defense, field-goal percentage defense and blocks per game.
- » The Bearcats claimed the 2014 American Athletic Conference regular-season crown.
- » Murray State won the 2004 Ohio Valley Tournament crown and the 2006 OVC regular-season and tournament title.
- » Cronin has directed seven teams to the NCAA Tournament as a head coach and advanced 14 teams to the Big Dance as a head coach or assistant.

CINCINNATI HEAD COACH MICK CRONIN

Adversity tends to bring out one's true colors – even with a college basketball program. And when Mick Cronin was forced to sit out most of the 2014-15 campaign for precautionary reasons due to a vascular condition known as arterial dissection, fans quickly learned the wherewithal of Cincinnati basketball.

A young team without any returning starters from the previous season overcame the loss of its head coach, won 23 games and managed to reach the NCAA tournament for a fifth consecutive year. But more importantly, the group's determination, toughness and togetherness illustrated the winning culture that has grown under Cronin's leadership.

Ever since Cronin was named head coach in March 2006, the Cincinnati native and UC alumnus has displayed a steadfast determination to return the Bearcats to national prominence. Facing a rebuilding job that started with a roster featuring only one returning letterman, Cronin's commitment never wavered. Even while competing within arguably the sport's toughest league ever organized – the old BIG EAST Conference.

Despite the surroundings, Cincinnati began the retooling process, becoming the only program from a major conference to improve its win total every season from 2007 to 2011, building from 11 wins in 2007 to 26 victories and a return to the NCAA tournament in 2011.

Now a fixture at the Big Dance, Cincinnati can include itself on an elite list of 11 programs appearing in each of the last five NCAA tournaments, along with Duke, Gonzaga, Kansas, Louisville, Michigan State, North Carolina, Ohio State, San Diego State, VCU and Wisconsin.

FIVE CONSECUTIVE TRIPS TO THE NCAA TOURNAMENT

2014-15: A young, inexperienced group of newcomers and role players overcame the loss of its head coach due to health reasons and banded together to register a 23-11 mark and advance to the program's first third-round NCAA tournament appearance since 2012. UC finished third in the conference but swept league-winner SMU and registered a victory at second-place Tulsa (in the only meeting between the schools) to secure the school's fifth consecutive NCAA tournament invite. The Bearcats outlasted Purdue 66-65 in overtime in the second round of the NCAA tournament before falling to previously unbeaten Kentucky, 64-51.

2013-14: Cincinnati won a share of the inaugural American Athletic Conference regular-season crown, the program's first conference title since 2003-04, behind the efforts of AP All-American Sean Kilpatrick and league defensive player of the year Justin Jackson. Kilpatrick led The American with 20.6 points per game and Cronin was named The American's Coach of the Year in leading UC to a 27-7 record – its most wins since 2001-02. The Bearcats strung together 15 consecutive wins, including their first 11 league games. UC was listed among the top 15 teams in the AP poll during each of the last eight weeks of the regular season, climbing as high as seventh.

2012-13: Senior Cashmere Wright fought through nagging injuries and, along with fellow senior JaQuon Parker and junior Sean Kilpatrick, helped lead the Bearcats to a 22-12 overall record and third consecutive NCAA tournament appearance. Wright finished his career as UC's all-time steals leader (198) and Cronin claimed his 200th career coaching win. The Bearcats ranked sixth nationally with 6.1 blocks per game.

2011-12: Cronin advanced to the NCAA Sweet 16, registered 26 wins for the second consecutive season and defeated a school record eight nationally ranked teams, including No. 2 Syracuse in the semifinals of the BIG EAST Championship. The Bearcats posted a school-record 12 wins in the BIG EAST en route to tying for fourth place in the league standings and finishing as runners up in the league tournament. Yancy Gates capped off his career as one of only six players in program history to compile more than 1,400 points and 900 rebounds. The Bearcats outlasted Texas and Florida State before falling to Ohio State in the NCAA tournament.

2010-11: Cincinnati won its first 15 games of the season and closed strong with five victories in its last six regular-season contests to secure its first NCAA tournament appearance since 2005. Yancy Gates led the Bearcats with 11.9 points and 6.9 rebounds and Sean Kilpatrick was named to the BIG EAST All-Rookie team. UC defeated Missouri 78-63 before falling to eventual national champion UConn 69-58 in the third round of the NCAA tournament. The Bearcats finished 26-9 overall.

Cronin has guided Cincinnati to 124 wins since the start of the 2010-11 season, highlighting one of the most successful periods in program history with five 20-win seasons, including three years with at least 26 victories.

Tenacious defense and continuous all-out effort reflect the Bearcats' standard. Cincinnati is one of only six programs in the nation to rank among the top 25 in scoring defense in each of the last three seasons, joining Florida, Louisville, N.C. Central, Wofford and Wyoming. The Bearcats allowed only 55.8 points a game in 2014-15, the third fewest in school history (since 1960).

You can also find Cincinnati's name listed among the top 25 teams in field-goal percentage defense and blocks per game in each of the last three seasons. The 2012-13 Bearcats squad set Cronin-era high marks, ranking 14th in shooting defense (.387) and sixth in blocks (6.1).

In 10 seasons at Cincinnati, Cronin has compiled a 193-119 mark and owns a 262-143 record in his 13th year overall as a college head coach.

PRIOR TO CINCINNATI

Success seems to follow Cronin, who came to Cincinnati after serving three years as head coach at Murray State (2004-06). As mentor of the Racers, Cronin compiled a 69-24 overall record while earning a pair of NCAA tournament berths.

In his debut season as head coach, Cronin directed Murray State to a school-best 28-6 record, the Ohio Valley Conference Tournament championship and an NCAA tournament appearance. His 28 wins were the sixth most in NCAA history for a first-year head coach at the time. He earned OVC Coach of the Year honors two seasons later, guiding Murray State to another OVC regular-season title, league tournament crown and NCAA tournament appearance with a 24-6 mark in 2005-06.

Prior to Murray State, Cronin built a sterling reputation for his ability to evaluate and recruit top talent. In his stint at UC as an assistant coach for Bob Huggins from 1997-2001, Cronin recruited several top players, including NBA Draft selections Steve Logan (Golden State); DerMarr Johnson (Atlanta); Pete Miceal (Dallas); Kenny Satterfield (Dallas); and Jason Maxiell (Detroit).

Following the 2000-01 season, Cronin became the associate head coach and recruiting coordinator at Louisville, under Rick Pitino. In his first year, Cronin helped attract a top-10 ranked recruiting class.

COMMUNITY INVOLVEMENT

Cronin's passion for success on the court also carries over to the local community where he is committed to making a difference. He currently serves as a board member on the American Cancer Society's Coaches vs. Cancer of Southwest Ohio chapter.

He also assists with a major fundraising event - Soul of the City Soiree - for Our Daily Bread that has generated more than \$100,000 each of the past four years to assist the soup kitchen and community center in Cincinnati.

Cronin also annually speaks with the Young Executive Group of the Catholic Inner-City Schools Education (CISE) Fund. The group raises money from area corporations to help give children from low income urban settings the opportunity to attend Catholic schools.

During the 2013-14 season, Cronin also wrote a column in the Cincinnati Enquirer highlighting the dangers of texting while driving as part of the AT&T sponsored "It Can Wait" campaign. He spotlighted the campaign again during an on-campus awareness event in October 2014.

PATH TO COACHING

Cronin has long held great pride in the Queen City, the University of Cincinnati and the sport of basketball. As a child growing up on the west side of town, he used to follow his father Harold "Hep" Cronin -- a highly successful local high school coach with more than 400 career wins -- around the gyms of Cincinnati. A product of LaSalle High School, Cronin had his playing career end sooner than expected due to a knee injury in high school.

That didn't stop his desire to find his place in basketball. While completing his undergraduate degree at UC, Cronin served as assistant varsity coach and head junior varsity coach at Woodward High School. He helped develop six players who went on to play Division I college basketball, including former Bearcat Damon Flint, who ranks among the top 25 scorers in program history.

Cronin made the jump from high school to college coaching during the 1996-97 season joining Huggins as video coordinator at UC. A year later, Cronin was elevated to an assistant coach for the Bearcats, setting the stage for his long tenure in college basketball.

Cronin resides in Cincinnati with his nine-year old daughter, Samantha.



CRONIN'S YEARLY COACHING RECORD

SEASON	SCHOOL (CONF.)	POSITION	RECORD/CONF.	POSTSEASON (RECORD)
1996-97	Cincinnati (C-USA)	Video Coordinator		
1997-98	Cincinnati (C-USA)	Asst. Coach	27-6/14-2	NCAA West Regional (1-1)
1998-99	Cincinnati (C-USA)	Asst. Coach	27-6/12-4	NCAA East Regional (1-1)
1999-00	Cincinnati (C-USA)	Asst. Coach	29-4/16-0	NCAA South Regional (1-1)
2000-01	Cincinnati (C-USA)	Asst. Coach	25-10/11-5	NCAA West Regional Semis (2-1)
2001-02	Louisville (C-USA)	Assoc. Head Coach	19-13/8-8	NIT (1-1)
2002-03	Louisville (C-USA)	Assoc. Head Coach	25-7/11-5	NCAA East Reg. (1-1)
2003-04	Murray State (OVC)	Head Coach	28-6/14-2	NCAA Atlanta Reg. (0-1)
2004-05	Murray State (OVC)	Head Coach	17-11/11-5	---
2005-06	Murray State (OVC)	Head Coach	24-7/17-3	NCAA Washington Reg. (0-1)
MURRAY STATE TOTALS	3 years		69-24/42-10	.742 / .808
2006-07	Cincinnati (BIG EAST)	Head Coach	11-19/2-14	---
2007-08	Cincinnati (BIG EAST)	Head Coach	13-19/8-10	Col. Basketball Invit. (0-1)
2008-09	Cincinnati (BIG EAST)	Head Coach	18-14/8-10	---
2009-10	Cincinnati (BIG EAST)	Head Coach	19-16/7-11	NIT (1-1)
2010-11	Cincinnati (BIG EAST)	Head Coach	26-9/11-7	NCAA Third Round (1-1)
2011-12	Cincinnati (BIG EAST)	Head Coach	26-11/12-6	NCAA East Regional Semis (2-1)
2012-13	Cincinnati (BIG EAST)	Head Coach	22-11/9-9	NCAA Second Round (0-1)
2013-14	Cincinnati (American)	Head Coach	27-7/15-3	NCAA Second Round (0-1)
2014-15	Cincinnati (American)	Head Coach	23-11/13-5	NCAA Third Round (1-1)
2015-16	Cincinnati (American)	Head Coach	8-1/0-0	
CINCINNATI TOTALS	10th year		193-119/85-75	.619 / .531
HEAD COACHING TOTALS	13th year		262-143/128-85	.647 / .601

CRONIN'S RECORD AGAINST ALL OPPONENTS

SCHOOL	W-L	SCHOOL	W-L	SCHOOL	W-L
Alabama	1-0	Lipscomb	1-0	Southern Miss	1-0
Alabama State	1-0	Louisville	5-7	South Carolina Upstate	1-0
Appalachian State	1-0	Marquette	3-4	South Dakota	1-0
Arkansas-Little Rock	1-0	Marshall	1-1	St. Francis (Pa.)	2-0
Arkansas-Pine Bluff	3-0	Maryland	1-0	St. John's	5-6
Arkansas Tech	1-0	Maryland Eastern Shore	1-0	St. Mary's (Calif.)	0-1
Austin Peay	4-1	Memphis	3-4	Stony Brook	1-0
Belmont	0-1	Miami (Ohio)	5-0	Syracuse	2-6
Bowling Green	1-1	Middle Tennessee	2-0	Texas	1-0
Bradley	0-1	Mississippi State	1-0	TCU	1-0
Butler	0-1	Mississippi Valley State	1-0	Temple	4-1
Cal-State Bakersfield	1-0	Missouri	1-1	Tennessee	0-1
Cal-Davis	1-0	Morehead State	8-0	Tennessee State	5-1
Campbell	2-0	Morgan State	1-0	Tennessee Tech	3-2
Campbellsville	1-0	Mount St. Mary's	1-0	Tennessee-Martin	9-0
Central Michigan	1-0	Nebraska	2-1	Texas A&M-CC	1-1
Charleston Southern	1-0	New Mexico	0-2	Texas-San Antonio	2-0
Chicago State	3-0	Norfolk State	0-0	Texas Southern	2-0
Cincinnati	0-1	North Carolina	0-1	Toledo	2-0
Coastal Carolina	2-0	North Carolina A&T	1-0	Tulane	1-1
Creighton	0-1	North Carolina Central	2-0	Tulsa	1-0
Dayton	1-1	NC State	3-1	UAB	1-4
Delaware State	2-0	Northwestern State	1-0	UCF	5-0
DePaul	6-3	Notre Dame	3-7	UConn	6-11
East Carolina	1-1	Oakland	1-0	UMass Lowell	1-0
Eastern Illinois	6-1	Ohio	0-1	UNLV	1-0
Eastern Kentucky	6-1	Ohio State	0-2	USC Upstate	2-0
Fairfield	1-0	Oklahoma	2-0	USF	8-4
Florida A&M	1-0	Ole Miss	0-1	Utah Valley	1-0
Florida State	1-1	Oregon	1-0	Vanderbilt	1-0
Georgetown	6-6	Pittsburgh	4-8	Villanova	4-4
Georgetown College	1-0	Prairie View A&M	1-0	VCU	0-1
George Washington	1-0	Presbyterian	0-1	Wagner	2-0
Georgia	1-0	Providence	4-5	Weber State	1-0
Georgia Southern	1-0	Purdue	1-0	West Florida	1-0
Gonzaga	0-1	Radford	1-0	West Virginia	3-5
Harvard	0-1	Rice	2-0	Western Carolina	2-0
High Point	1-0	Robert Morris	1-0	Western Illinois	1-0
Houston	4-0	Rutgers	8-4	Western Kentucky	1-1
Howard	1-0	Samford	2-3	Winthrop	1-0
Illinois	0-1	San Diego State	1-0	Wofford	0-1
Illinois-Chicago	1-0	Savannah State	1-0	Wright State	3-0
Illinois State	0-1	Seton Hall	4-3	Xavier	3-6
Iowa State	1-0	SIU-Edwardsville	2-0		
IPFW	1-0	SMU	3-1		
Jacksonville State	6-0	SE Missouri State	5-2		
Kennesaw State	1-0	Southern Illinois	1-2		
Kentucky	0-1	SE Louisiana	1-0		

2015-16 opponents in boldface

CINCINNATI'S DEFENSIVE NUMBERS UNDER CRONIN

CINCINNATI'S DEFENSIVE STATISTICS DURING THE MICK CRONIN ERA (10TH SEASON; 2007-PRESENT)

YEAR	UC RECORD	OPP FGM-FGA	OPP FG%	OPP 3FGM-3FGA	OPP 3FG%	OPP PPG	GAMES ALLOWED <70 PTS	GAMES ALLOWED <60 PTS	GAMES ALLOWED <50 PTS	GAMES ALLOWED <40% FG	GAMES ALLOWED <35% FG	FORCED TURNOVERS	UC BLOCKS	UC STEALS
2006-07	11-19	685-1539	.445	231-612	.377	67.7	14	8	2	8	4	451	58	230
2007-08	13-19	717-1669	.430	209-621	.337	67.8	18	7	2	8	3	380	73	169
2008-09	18-14	752-1802	.417	186-581	.320	66.3	19	10	3	13	7	406	103	183
2009-10	19-16	807-1954	.413	230-676	.340	66.5	23	12	1	13	5	423	107	199
2010-11	26-9	735-1790	.411	171-529	.323	(9th) 59.6	30	18	7	17	7	492	129	258
2011-12	26-11	849-2063	.412	207-641	.323	(40th) 61.5	29	15	4	16	7	518	(44th) 170	(43rd) 298
2012-13	22-12	716-1851	(14th) .387	171-562	(34th) .304	(22nd) 59.0	30	18	3	16	9	452	(7th) 208	240
2013-14	27-7	690-1745	(19th) .395	182-568	.320	(4th) 58.4	31	19	6	19	8	485	(20th) 188	(24th) 268
2014-15	23-11	700-1804	(15th) .388	192-601	.319	(6th) 55.8	33	22	7	21	11	409	(11th) 185	222
2015-16	8-1	190-526	.361	66-186	.355	58.4	7	5	2	7	3	142	56	87

National ranking in parentheses; Cronin-era bests in boldface

THE POLLS

ASSOCIATED PRESS POLL
(Dec. 7)

Rk.	Team (First Place Votes)
1	Michigan State (62)
2	Kansas (1)
3	North Carolina (2)
4	Iowa State
5	Kentucky
6	Maryland
7	Oklahoma
8	Duke
9	Villanova
10	Virginia
11	Purdue
12	Xavier
13	Arizona
14	West Virginia
15	Providence
16	Baylor
17	Miami (Fla.)
18	Butler
19	SMU
20	Gonzaga
21	Vanderbilt
22	Louisville
23	Cincinnati
24	Oregon
25	Utah

USA TODAY COACHES POLL
(Dec. 7)

Rk.	Team (First Place Votes)
1	Michigan State (26)
2	Iowa State (2)
3	North Carolina
4	Kentucky
5	Duke
6	Villanova (2)
7	Kansas
8	Oklahoma
9	Maryland (1)
10	Virginia
11	Purdue
12	Arizona
13	Xavier
14	West Virginia
15	Baylor
16	Vanderbilt
17	Gonzaga
18	Providence
19	Louisville
20	Miami (Fla.)
21	Butler
22	Cincinnati
23	Oregon
24	Utah
25	Texas A&M

OTHERS RECEIVING VOTES:

Connecticut 82, Syracuse 78, Texas A&M 69, George Washington 60, UNLV 40, UCLA 19, South Carolina 15, Dayton 7, Arkansas-Little Rock 5, Georgetown 4, Florida 4, Pittsburgh 3, Iowa 3, Northwestern 2, Indiana 2, Notre Dame 1, Navy 1.

OTHERS RECEIVING VOTES:

Syracuse 47, Connecticut 39, UNLV 33, South Carolina 29, Dayton 20, George Washington 17, Pittsburgh 12, Saint Mary's 11, Iowa 7, Davidson 6, Georgetown 6, UCLA 5, California 4, Florida 3, Indiana 2, LSU 2, Colorado 1, Kansas State 1.

CINCINNATI'S WEEKLY RANKINGS

Associated Press	Week	USA Today
RV	Preseason	RV
RV	Nov. 16	RV
24	Nov. 23	24
17	Nov. 30	17
23	Dec. 7	22

2015-16 AMERICAN ATHLETIC CONFERENCE

2015-16 AMERICAN CONFERENCE STANDINGS (Thru Dec. 6)

Team	AAC	Pct.	Overall	Pct.
SMU	0-0	.000	6-0	1.000
Houston	0-0	.000	5-0	1.000
Cincinnati	0-0	.000	8-1	.889
UConn	0-0	.000	5-2	.714
Memphis	0-0	.000	5-2	.714
Tulsa	0-0	.000	5-3	.625
East Carolina	0-0	.000	5-3	.625
Tulane	0-0	.000	5-4	.556
UCF	0-0	.000	3-3	.500
Temple	0-0	.000	3-4	.429
USF	0-0	.000	2-7	.222

2015-16 COMPOSITE SCHEDULE

DATE	TIME (ET)	TV
Monday, Dec. 7		
East Carolina at College of Charleston		TBD
Tuesday, Dec. 8		
UMass at UCF	7 p.m.	ESPN3
Houston at Rhode Island	7 p.m.	Cox Sports
Iona at Tulsa	8 p.m.	ESPN3
Michigan at SMU	9 p.m.	ESPN2
UConn vs. Maryland	9 p.m.	ESPN
Wednesday, Dec. 9		
Temple at Penn	7 p.m.	
Saturday, Dec. 12		
Ohio State at UConn	Noon	CBS
Cincinnati at Xavier	5:30 p.m.	Fox
Manhattan at Memphis	9 p.m.	ESPN3
Florida Atlantic at UCF	7 p.m.	ESPN3
Sunday, Dec. 13		
North Carolina A&T at East Carolina	2 p.m.	ESPN3
Tulsa at Missouri State	3 p.m.	ESPN3
NC State at USF	4 p.m.	ESPNU
Saint Joseph's at Temple	4 p.m.	CBSSN
LSU at Houston	8 p.m.	ESPNU
Monday, Dec. 14		
Prairie View A&M at Tulane	8 p.m.	ESPN3
Tuesday, Dec. 15		
Norfolk State at Cincinnati	7 p.m.	ESPNU
Southern at Memphis	8 p.m.	ESPN3
Wednesday, Dec. 16		
UNC Wilmington at East Carolina	7 p.m.	ESPN3
Jacksonville at USF	7 p.m.	ESPN3
Tulane at North Carolina	7 p.m.	ESPN2
NC Central at Houston	8 p.m.	ESPN3
Nicholls State at SMU	8 p.m.	TWC/ESPN3
Thursday, Dec. 17		
Hampton at SMU	7 p.m.	TWC/ESPN3
Friday, Dec. 18		
Ole Miss at Memphis	8 p.m.	ESPNEWS

CINCINNATI IN THE AMERICAN TEAM STATISTICS (Thru Dec. 6)

CATEGORY	[*NATIONAL] LEAGUE RANK (STAT)
Scoring	2nd (82.0)
Scoring Defense	[9th] 1st (58.4)
Scoring Margin	[6th] 2nd (+23.6)
Free Throw Pct.	8th (.691)
Field Goal Pct.	4th (.472)
Field Goal Pct. Defense	[11th] 2nd (.361)
3-Pt Field Goal Pct.	4th (.366)
3-Pt Field Goal Pct. Defense	10th (.355)
Rebounding Offense	3rd (42.0)
Rebounding Defense	4th (31.8)
Rebounding Margin	[22nd] 2nd (+10.2)
Blocked Shots	[16th] 4th (6.2)
Assists	[26th] 2nd (17.9)
Steals	[11th] 1st (9.7)
Turnover Margin	[30th] 2nd (+4.0)
Assist-to-Turnover Ratio	4th (1.5)
Offensive Rebounds	1st (13.8)
Defensive Rebounds	4th (28.2)
3-Pt Field Goals Made	1st (8.2)

INDIVIDUAL STATISTICS (FINAL)

PLAYER	[*NATIONAL] LEAGUE RANK (STAT)
Scoring	
Octavius Ellis	24th (11.0)
Farad Cobb	T-25th (10.9)
Rebounding	
Gary Clark	6th (8.2)
Octavius Ellis	8th (7.7)
Field Goal Shooting Percentage	
Gary Clark	4th (.647)
Octavius Ellis	6th (.625)
Assists	
Troy Caupain	4th (4.2)
Steals	
Troy Caupain	T-10th (1.3)
Gary Clark	T-13th (1.2)
Three-Point Shooting Percentage	
Farad Cobb	5th (.438)
Jacob Evans	15th (.382)
Three-Pointers Made	
Farad Cobb	T-5th (2.3)
Blocked Shots	
Gary Clark	T-7th (1.6)
Octavius Ellis	T-7th (1.6)
Coreontae DeBerry	9th (1.3)
Assist-Turnover Ratio	
Troy Caupain	[29th] T-1st (3.8)
Offensive Rebounds	
Gary Clark	2nd (3.4)
Octavius Ellis	8th (2.7)
Defensive Rebounds	
Octavius Ellis	T-6th (5.0)

*National rankings through Dec. 6, 2015

CINCINNATI'S RECORD WHEN

	06-07	07-08	08-09	09-10	10-11	11-12	12-13	13-14	14-15	15-16	TOTAL
Home games	10-8	10-7	13-5	13-5	15-3	14-4	13-5	18-1	14-15	5-1	124-42
Away games	0-9	3-11	4-7	2-9	7-4	7-5	5-5	7-3	6-5	1-0	42-58
Neutral site games	1-2	0-1	1-2	4-2	4-2	5-2	4-2	2-3	2-3	2-0	25-19
Conference games	2-14	8-10	8-10	7-11	11-7	12-6	9-9	15-3	13-5	0-0	85-75
vs. Top 25 teams	0-4	2-5	1-7	3-6	3-7	8-4	2-8	4-2	2-1	0-0	25-44
Overtime games	2-0	1-1	2-1	0-3	1-0	1-2	2-1	0-0	2-1	0-0	11-9
Lead at halftime	6-1	10-3	11-3	13-4	25-0	18-3	15-3	23-1	17-3	7-1	244-22
Trail at halftime	4-17	3-15	6-11	4-11	0-9	7-8	7-9	1-6	5-8	0-0	37-94
Tied at halftime	1-1	0-1	1-0	2-1	1-0	1-0	0-0	3-0	1-0	1-0	11-3
Lead with 10:00 remaining	10-1	9-1	14-1	13-3	26-0	18-4	19-1	23-1	20-3	8-1	214-16
Trail with 10:00 remaining	1-18	1-18	3-13	6-11	0-9	7-7	3-9	3-6	3-8	0-0	27-99
Tied with 10:00 remaining	0-0	3-0	1-0	0-2	0-0	1-0	0-2	1-0	0-0	0-0	6-4
Lead with 5:00 remaining	9-3	11-1	17-1	18-2	25-0	19-4	19-2	26-0	23-1	8-1	175-15
Trail with 5:00 remaining	0-16	2-17	1-13	0-13	0-9	5-7	2-9	1-7	0-8	0-0	11-99
Tied with 5:00 remaining	2-0	0-1	0-0	1-1	1-0	2-0	1-1	0-0	0-2	0-0	7-5
Lead with 2:00 remaining	10-2	11-1	16-0	18-2	25-1	23-2	19-2	25-1	22-1	7-1	177-13
Trail with 2:00 remaining	0-17	1-17	2-14	1-14	0-8	3-9	1-10	2-6	1-9	1-0	12-104
Tied with 2:00 remaining	1-0	1-1	0-0	0-0	1-0	0-0	2-0	0-0	0-1	0-0	5-2
Shoot better from the field	8-2	8-3	13-1	15-4	22-0	16-2	15-1	21-0	21-3	7-1	146-17
Shoot worse from the field	3-17	5-16	5-13	4-12	4-9	8-9	4-11	6-7	2-8	1-0	42-102
Shoot 50% or better	0-2	0-0	4-1	8-1	7-0	6-0	4-0	3-0	9-1	2-1	43-6
Shoot below 50%	11-17	13-19	14-13	11-15	16-8	20-11	18-12	24-7	14-9	4-0	145-111
Opp. shoots 50% or better	1-9	0-6	0-6	0-2	2-4	1-2	0-1	1-3	0-2	0-0	5-35
Opp. shoots below 50%	10-10	13-13	18-8	19-14	22-5	24-9	22-11	25-4	22-9	8-1	183-84
Opp. shoots below 40%	7-1	6-1	9-3	10-3	17-0	15-1	16-1	17-1	16-5	7-0	120-16
Make 7 or fewer 3-pointers	10-12	8-12	7-11	13-12	21-6	12-9	12-9	22-7	20-11	4-0	128-89
Make 8 or more 3-pointers	1-7	5-7	11-3	6-4	6-4	14-2	10-3	5-0	3-0	4-1	65-31
Shoot more FTs than opp.	7-3	6-3	12-1	11-2	22-2	16-4	16-3	20-2	20-6	6-1	136-27
Out-rebound the opponent	9-5	10-11	13-4	17-8	24-3	10-4	17-8	19-4	18-8	8-1	154-56
Opponent out-rebounds UC	2-14	3-7	2-9	2-8	2-5	13-6	3-4	8-2	3-3	0-0	38-58
Same number of rebounds	0-0	0-1	3-1	0-0	0-1	3-1	2-0	0-1	1-1	0-0	9-6
Commit fewer turnovers	7-11	4-5	9-3	7-6	16-6	22-5	14-4	16-4	13-3	6-0	114-47
Commit the same or more TOs	4-8	9-14	9-11	12-10	9-2	4-3	8-7	11-3	10-8	1-1	77-67
Commit 12 or fewer turnovers	7-9	4-7	5-4	5-5	10-5	17-7	8-8	20-4	13-5	6-0	95-54
Outscore opponents' bench	6-8	8-6	15-9	19-11	24-7	13-3	11-6	17-1	14-7	8-1	135-59
1-3 point games	1-4	5-5	2-0	4-5	2-1	5-4	2-3	4-2	1-4	0-1	36-29
4-5 point games	0-1	2-1	2-1	3-2	0-2	6-0	2-2	4-1	2-1	2-0	23-11
6-10 point games	5-2	2-6	5-6	4-4	7-2	5-3	7-4	2-2	8-1	0-0	45-30
11-19 point games	4-10	3-5	4-4	4-4	8-5	4-2	6-2	9-1	7-4	1-0	50-37
20-plus point games	1-2	1-2	5-3	4-1	9-1	7-1	5-1	8-1	5-1	5-0	50-13
Score 59 or fewer points	0-9	3-7	1-6	0-7	3-8	3-7	1-9	2-7	6-11	0-0	19-69
Score 60-69 points	6-7	8-7	4-6	9-4	9-1	7-4	9-3	11-0	9-0	3-0	74-32
Score 70 or more points	5-3	2-5	13-2	10-5	14-0	16-2	12-0	14-0	8-0	5-1	99-18
Hold opp. to 50 or fewer points	3-0	3-0	4-0	1-0	7-0	3-2	4-0	7-0	9-2	4-0	45-4
Hold opp. to 51-60 points	3-4	5-1	6-2	9-2	12-1	12-3	12-4	11-3	10-3	1-0	82-23
Hold opp. to 61-70 points	3-2	5-5	5-3	7-4	5-5	10-1	4-7	7-3	4-5	2-0	52-35
Opp. scores 70-plus points	2-13	0-13	3-9	2-10	2-3	1-5	2-1	2-1	0-1	1-1	15-57
November	5-1	4-2	5-1	4-1	5-0	4-2	6-0	6-0	5-1	7-0	51-8
December	4-3	1-5	5-2	5-2	9-0	6-1	7-1	5-2	4-2	1-1	47-19
January	1-7	5-4	4-4	5-4	4-4	5-4	4-3	9-0	6-2	0-0	43-32
February	1-7	3-3	4-3	2-5	4-3	6-2	2-5	4-2	5-4	0-0	31-34
March	0-1	0-5	0-4	3-4	4-2	5-2	2-3	3-3	3-2	0-0	20-26
Monday	0-0	1-0	3-2	2-2	2-0	2-1	2-2	1-0	0-0	0-0	13-7
Tuesday	0-2	1-1	1-2	4-2	3-0	2-0	4-0	6-0	5-1	1-0	27-8
Wednesday	4-5	4-5	4-1	7-3	9-1	7-0	3-1	2-0	5-1	1-1	46-18
Thursday	0-1	0-2	3-0	1-2	3-1	3-1	1-3	5-1	3-1	0-0	19-12
Friday	1-0	1-1	0-1	0-0	1-0	4-1	1-2	2-1	2-1	2-0	14-7
Saturday	5-7	6-5	6-5	5-3	8-4	5-7	10-2	8-5	5-6	1-0	58-50
Sunday	1-4	0-5	1-3	0-4	0-3	3-1	2-1	2-0	3-1	3-0	15-22

BEARCATS STARTING LINEUPS

OPPONENT	UC STARTERS
Grand Valley State (EXH.)	Caupain, Cobb, Thomas, Clark Ellis
Bellarmine (EXH.)	Caupain, Cobb, Thomas, Clark Ellis
Western Carolina	Caupain, Cobb, Thomas, Clark Ellis
Robert Morris	Caupain, Cobb, Thomas, Clark Ellis
at Bowling Green	Caupain, Cobb, Thomas, Clark Ellis
Arkansas-Pine Bluff	Caupain, Cobb, Thomas, Clark Ellis
SE Louisiana	Caupain, Cobb, Thomas, Clark Ellis
vs. Nebraska	Caupain, Cobb, Thomas, Clark Ellis
vs. George Washington	Caupain, Cobb, Thomas, Clark Ellis
Butler	Caupain, Cobb, Thomas, Clark Ellis
Morgan State	Caupain, Cobb, Thomas, Clark Ellis

RECORD BY STARTING LINEUPS

UC STARTERS	RECORD
Caupain, Cobb, Thomas, Clark, Ellis	8-1

SPECIALITY STATISTICS

OPPONENT	RESULT	IN PAINT	OFF TO	2ND CHANCE	FAST BREAK	BENCH
Western Carolina at Cincinnati	W, 97-72	26 54	16 21	10 20	4 15	26 34
Robert Morris at Cincinnati	W, 106-44	52	36	13	22	57
at Bowling Green Cincinnati	W, 83-50	14 28	7 22	2 10	8 11	19 35
Arkansas-Pine Bluff at Cincinnati	W-99-50	24 30	9 44	10 21	8 17	30 45
Southeastern Louisiana at Cincinnati	W, 64-49	18 22	16 20	8 11	0 9	10 27
Nebraska vs. Cincinnati	W, 65-61	26 26	14 9	6 22	6 2	11 14
George Washington vs. Cincinnati	W, 61-56	16 24	15 3	8 12	2 0	8 17
Butler at Cincinnati	L, 76-78	30 30	16 5	5 7	4 4	21 28
Morgan State at Cincinnati	W, 87-66	28 50	14 23	17 26	9 11	16 29
at Xavier Cincinnati						
Norfolk State at Cincinnati						
at VCU Cincinnati						
Iowa State at Cincinnati						
Temple at Cincinnati						
Tulsa at Cincinnati						
at SMU Cincinnati						
at USF Cincinnati						
Houston at Cincinnati						
at Temple Cincinnati						
Memphis at Cincinnati						
Tulane at Cincinnati						
at UConn Cincinnati						
USF at Cincinnati						
at Memphis Cincinnati						
at UCF Cincinnati						
East Carolina at Cincinnati						
at Tulsa Cincinnati						
UConn at Cincinnati						
at East Carolina Cincinnati						
at Houston Cincinnati						
SMU at Cincinnati						
Cincinnati Totals		316	183	142	91	286
Average		35.1	20.3	15.8	10.1	31.8
Opponents Totals		196	117	70	51	162
Average		21.8	13.0	7.8	5.7	18.0

OVERTIME RECORDS

UC'S OVERALL RECORD	54-52
1 OT Games	45-43
2 OT Games	8-7
3 OT Games	0-1
4 OT Games	0-1
7 OT Games	1-0

RECORDS IN OVERTIME GAMES

Home	26-17	.605
Schmidlapp Gym	3-4	.429
Schmidt Fieldhouse	0-1	.000
Music Hall	0-1	.000
Armory Fieldhouse	5-4	.556
Cincinnati Gardens	3-2	.600
U.S. Bank Arena	3-1	.750
Fifth Third Arena	13-4	.765
Away	16-28	.363
Neutral	11-7	.611

Current Streak: Won 2

Longest Winning Streak: 5 (Tay Baker - 1966-67)

Longest Losing Streak: 4 (Bob Ruess, 1943 - John Weithe, 1950)

- On Dec. 21, 1981 Cincinnati and Bradley played an NCAA-record 7-overtime game which UC won, 75-73.
- Cincinnati has been involved in two of the five NCAA tournament championship games to go into overtime. The Bearcats defeated Ohio State, 70-65, in 1961 but lost to Loyola (Ill.), 60-58, in 1963.
- In 1966-67, Cincinnati played six overtime games, winning five.

UC COACHES IN OVERTIME GAMES

COACH (YEARS)	NO.	RECORD	PCT.
Bob Huggins (1989-2005)	25	14-11	.560
Mick Cronin (2006-pres.)	20	11-9	.550
Tay Baker (1965-72)	9	7-2	.778
Ed Jucker (1960-65)	9	4-5	.444
Ed Badger (1978-83)	8	3-5	.375
Tony Yates (1983-89)	7	2-5	.286
John Wiethe (1946-52)	5	1-4	.200
George Smith (1952-60)	4	3-1	.750
Gale Catlett (1972-78)	4	2-2	.500
Frank Rice (1928-32)	4	1-3	.250
Boyd Chambers (1918-28)	3	3-0	1.000
Clark Ballard (1939-42)	2	2-0	1.000
Andy Kennedy (2005-06)	2	1-1	.250
Tay Brown (1933-37)	2	0-2	.000
John Halliday (1932-33)	1	0-1	.000
Bob Ruess (1942-44)	1	0-1	.000
Walter Van Winkle (1937-39)	0	-	-
Ray Farnham (1944-46)	0	-	-

OVERTIME GAMES IN MICK CRONIN ERA

1/20/07	W	UC 96, West Virginia 83	1	SC
2/28/07	W	UC 70, Seton Hall 67	1	SC
2/9/08	W	UC 72, Rutgers 68	1	SC
3/2/08	L	Providence 81, UC 79	1	A
12/20/08	W	UC 85, Eastern Kentucky 77	1	SC
2/7/09	W	UC 64, Georgetown 62	1	SC
3/7/09	L	Seton Hall 67, UC 63	1	SC
11/25/09	L	Gonzaga 61, UC 59	1	N
12/13/09	L	Xavier 83, UC 79	2	A
2/21/10	L	Marquette 79, UC 76	1	SC
2/19/11	W	UC 93, Providence 81	1	A
11/25/11	L	Marshall 73, UC 69	1	SC
1/21/12	L	West Virginia 77, UC 74	1	A
3/8/12	W	UC 72, Georgetown 70	2	N
1/19/13	W	UC 71, Marquette 69	1	SC
2/21/13	L	UConn 73, UC 66	1	A
3/9/13	W	UC 61, USF 53	1	SC
12/13/14	L	Nebraska 56, UC 55	2	A
12/17/14	W	UC 71, San Diego State 62	1	SC

THE LAST TIME...

TEAM

100 Points by a Team

By UC 106 vs. Robert Morris, 11/15/15
By Opponent 105 by UCLA (20T), 3/17/02

90-99 Points by a Team

By UC 99 vs. Arkansas-Pine Bluff, 11/22/15
By Opponent 95 at Marquette, 2/11/12

30-plus Point Win

By UC 49 vs. Arkansas-Pine Bluff, 11/22/15
By Opponent 38 (89-51) vs. Notre Dame, 3/10/11

60 Percent Shooting by a Team

By UC .610 vs. Western Carolina, 11/13/15
By Opponent .674 vs. Pittsburgh, 2/14/09

50 Percent Shooting by a Team

By UC .500 vs. Butler, 12/2/15
By Opponent .526 vs. Xavier, 2/18/15

Cincinnati Played a Ranked Opponent

UC Win 62-54 at No. 23/23 SMU, 2/5/15
UC Loss 64-51 vs. No. 1 Kentucky, 3/19/15

Overtime Game

UC Win 66-65 (OT) vs. Purdue, 3/19/15
UC Loss 56-55 (2OT) at Nebraska, 12/13/14

Double Overtime Game

UC Win 72-70 (2OT) vs. Georgetown, 3/8/12
UC Loss 56-55 (2OT) at Nebraska, 12/13/14

Triple Overtime Game

UC Win 75-73 (7OT*) vs. Bradley, 12/21/81
UC Loss 89-85 (4OT) vs. Memphis, 1/31/81

* - NCAA record.

INDIVIDUAL

40 Points by a Player

By UC 41, Steve Logan vs. Southern Mississippi, 2/15/02
By Opponent 41, Dell Curry, Virginia Tech, 1985-86

30 Points by a Player

By UC 34, Sean Kilpatrick vs. No. 20 Memphis, 3/6/14
By Opponent 33, Dalton Pepper, at Temple, 1/26/14

20 Rebounds by a Player

By UC 20, Cedric McGowan vs. DePaul, 1/4/06
By Opponent four times

15 Rebounds by a Player

By UC 16, Gary Clark vs. East Carolina, 1/6/15
By Opponent 15, Greg Monroe, vs. Georgetown, 3/6/10

Two Players with 20 or More Points in Same Game

By UC Sean Kilpatrick(34), Titus Rubles (24)
vs. No. 20 Memphis, 3/6/14
By Opponent Elijah Pittman (20), D.D. Scarver (20)
vs. Marshall, 12/15/10

Three Players with 10 or More Rebounds in Same Game

By UC Justin Jackson (13), Jermaine Sanders (13)
& Sean Kilpatrick (10) vs. Chicago State, 12/23/13

Two Players with 10 or More Rebounds in Same Game

By UC Coreontae DeBerry (12) and Gary Clark (10)
at Bowling Green, 11/18/15
By Opponent Jamarr Sanders (11) and Elijah Millsap (15)
at UAB, 12/16/09

10 Assists by a Player

By UC 10, Cashmere Wright, vs. Marshall, 11/25/11
By Opponent 10, Chris Howard, at USF, 2/14/09

Five Steals by a Player

By UC 5, Shaq Thomas, vs. Robert Morris, 11/15/15
By Opponent 5, Antonio Robinson, at East Carolina, 2/1/15

Five Blocked Shots by a Player

By UC 6, Octavius Ellis at UConn, 1/10/15
By Opponent 5, Hamady Ndiaye, vs. Rutgers, 3/9/10

Double-Double by a UC Player

UC Win Gary Clark (13 pts., 14 rebs.)
vs. Morgan State, 12/6/15
UC Loss Octavius Ellis (14 pts., 14 rebs.)
at East Carolina, 2/1/15

Double-Doubles by Two UC Players

By UC Justin Jackson (15 pts., 10 rebs.)
& Titus Rubles (13 pts., 12 rebs.)
vs. Temple, 1/14/14

Double-Doubles by Three UC Players

By UC Sean Kilpatrick (21 pts, 10 rebs), Justin Jackson
(16 pts., 12 rebs.) & Jermaine Sanders (13 pts, 14 rebs.)
vs. Chicago State, 12/23/13

Triple-Double by a UC Player

By UC Eric Hicks (22 pts., 12 rebs., 10 blks.)
vs. Marquette, 1/7/06

UC Player Led Team in Points, Rebounds & Assists

By UC Sean Kilpatrick (26 pts., 12 rebs., 6 asst.)
vs. SMU, 1/1/13

A Player Won a Game in the Final Seconds

By UC Titus Rubles putback with 4 seconds left
UC defeats Pittsburgh 44-43, 12/17/13
By Opponent Roosevelt Jones layup with :00.1 left
Butler defeats UC 78-76, 12/2/15

Four Players Scored in Double Figures

By UC Gary Clark (21), Octavius Ellis (17),
Coreontae DeBerry (12), Farad Cobb (11)
vs. Western Carolina (11/13/15)

Five Players Scored in Double Figures

By UC Farad Cobb (20), Octavius Ellis (12),
Coreontae DeBerry (11), Gary Clark (10), Quadri Moore (10)
vs. Arkansas-Pine Bluff, 11/22/15

Six Players Scored in Double Figures

By UC Shaq Thomas (15), Gary Clark (13), Octavius Ellis (13)
Farad Cobb (11), Coreontae DeBerry (11), Kevn Johnson (10)
vs. Morgan State, 12/6/15

Seven Players Scored in Double Figures

By UC Sean Kilpatrick (21), Justin Jackson (19),
Jermaine Sanders (14), Shaquille Thomas (14),
Ge'Lawn Guyn (10), Troy Caupain (10) & Kevin Johnson (10)
vs. Chicago State, 12/23/13

Eight Players Scored in Double Figures

By UC Farad Cobb (15), Shaq Thomas (14),
Kevin Johnson (14), Coreontae DeBerry (12), Justin Jenifer (11),
Quadri Moore (10), Jacob Evans (10), Octavius Ellis (10)
vs. Robert Morris, 11/15/15

CRONIN ERA BESTS

Most Points Scored

106 (W, 106-44) vs. Robert Morris 11/15/15
102 (W, 102-60) vs. Miss. Valley St. 11/13/12
102 (W, 102-62) vs. Chicago State 12/23/13
101 (W, 101-53) vs. Ark.-Pine Bluff 12/21/11
101 (W, 101-70) vs. Radford 12/17/11

Most Points Scored (Half)

60 (W, 99-50) vs. Arkansas-Pine Bluff (2nd) 11/22/15
59 (W, 97-84) vs. No. 20 Memphis (2nd) 3/6/14
59 (W, 102-60) vs. Miss. Valley St. (2nd) 11/13/12

Highest FG Percentage

.647 (33-51) vs. UCF 2/25/15
.632 (36-57) vs. Campbell 11/20/13
.628 (27-43) vs. St. John's 2/11/09
.610 (36-59) vs. Western Carolina 11/13/15
.603 (38-63) vs. Radford 12/17/11

Highest 3-Pt. Percentage

.643 (9-14) vs. Temple 1/17/14
.636 (7-11) vs. Stony Brook 12/2/14
.600 (6-10) vs. St. John's 2/11/09
.583 (7-12) at No. 23/23 SMU 2/5/15
.583 (7-12) at Georgetown 1/27/07
.583 (14-24) vs. Central Michigan 11/25/06

Most Rebounds

69 vs. Chicago State 12/23/13
56 vs. North Carolina A&T 11/18/12

Most Assists

32 vs. Robert Morris 11/15/15
27 vs. Toledo 11/18/09
25 vs. Chicago State 12/23/13
25 vs. Morgan State 12/6/15

Most Blocked Shots

12 vs. Wagner 12/23/14
12 vs. Marquette 1/19/13
12 at DePaul 1/15/13
12 vs. North Carolina A&T 11/18/12
10 vs. Butler 12/2/15
10 at UConn 1/10/15
10 vs. Memphis 1/4/14
10 vs. Chicago State 12/23/13
10 vs. Wright State 12/22/12
10 vs. UT Martin 11/11/12
10 vs. Chicago State 12/23/11
10 vs. Alabama State 11/13/11
10 vs. Western Illinois 11/27/08

Most Steals

23 vs. Ark.-Little Rock 12/6/12
19 vs. Ark.-Pine Bluff 11/22/15
18 vs. Robert Morris 11/15/15
16 vs. Ark.-Pine Bluff 12/21/11

Most Forced Turnovers

32 vs. Ark.-Little Rock 12/6/12
32 vs. North Carolina State 12/23/06
30 vs. Ark.-Pine Bluff 11/22/15
29 vs. Robert Morris 11/15/15
29 vs. Ark.-Pine Bluff 12/21/11

Fewest Points Allowed

34 vs. Dayton 11/27/10
37 vs. Saint Francis (Pa.) 11/14/14
39 vs. Howard 11/10/06
at West Virginia 1/30/08
vs. North Carolina A&T 11/18/12

Fewest Points Allowed (Half)

13 vs. Marquette 1/19/13
14 vs. Alabama State (1st) 11/13/11

Lowest FG Percentage Allowed

.152 (10-66) vs. North Carolina A&T 11/18/12
.200 (12-60) vs. Dayton 11/27/10
.200 (10-50) at West Virginia 1/30/08

Lowest 3-Pt. FG Percentage Allowed

.000 (0-10) at No. 24/22 Pittsburgh 12/31/12
.000 (0-4) vs. Texas Southern 11/18/08
.045 (1-22) at West Virginia 1/30/08
.063 (1-16) vs. Providence 3/13/13
.091 (1-11) vs. USF 2/2/14

Biggest Win

62 (106-44) vs. Robert Morris 11/15/15
54 (93-39) vs. North Carolina A&T 11/18/12



0 **QUADRI MOORE**
F • 6-8 • 220 • SO-1L
LINDEN, N.J.




1 **JACOB EVANS III**
G/F • 6-6 • 210 • FR-HS
BATON ROUGE, LA.



2 **OCTAVIUS ELLIS**
F • 6-10 • 235 • SR-1L
MEMPHIS, TENN.



3 **JUSTIN JENIFER**
G • 5-10 • 175 • FR-HS
BALTIMORE, MD.



10 **TROY CAUPAIN**
G • 6-4 • 205 • JR-2L
MIDLOTHIAN, VA.



11 **GARY CLARK**
F » 6-8 » 235 » SO-1L
CLAYTON, N.C.



13 **TRE SCOTT**
F • 6-8 • 225 • FR-HS
DARIEN, GA.



21 **FARAD COBB**
G • 6-1 • 170 • SR-1L
WEST PALM BEACH, FLA.




22 **COREONTAE DEBERRY**
F • 6-9 • 265 • SR-1L
HOLLAND, MICH.



24 **SHAQ THOMAS**
F • 6-7 • 210 • R-SR-3L
PATERSON, N.J.



25 **KEVIN JOHNSON**
G • 6-3 • 180 • JR-2L
CINCINNATI, OHIO



32 **KYLE WASHINGTON**
F • 6-9 • 240 • JR-TR
CHAMPLIN, MINN.



45 **ZACK TOBLER**
F • 6-5 • 240 • JR-2L
FORT MITCHELL, KY.



MICK CRONIN
HEAD COACH



LARRY DAVIS
ASSOCIATE HEAD COACH



DARREN SAVINO
ASSISTANT COACH



ANTWON JACKSON
ASSISTANT COACH

CINCINNATI PLAYER SEASON & CAREER HIGHS

#0 - QUADRI MOORE

2015-16 SEASON		CAREER
10, 2x (last vs. Ark.-Pine Bluff, 11/22/15)	Pts	10, 3x (last vs. Ark.-Pine Bluff, 11/22/15)
7 vs. Robert Morris, 11/15/15	FG Atts	8 vs. Saint Francis, 11/14/14
5 vs. Robert Morris, 11/15/15	FG Made	5 vs. Robert Morris, 11/15/15
1, 2x (last at Bowling Green, 11/18/15)	3PT-FG Atts	3 vs. Saint Francis, 11/14/14
0	3PT-FG Made	2 vs. Stony Brook, 12/2/14
8 vs. Ark.-Pine Bluff, 11/22/15	FT Atts	8 vs. Ark.-Pine Bluff, 11/22/15
6 vs. Ark.-Pine Bluff, 11/22/15	FT Made	6, 2x (last vs. Ark.-Pine Bluff, 11/22/15)
8 vs. Ark.-Pine Bluff, 11/22/15	Rebs	8 vs. Ark.-Pine Bluff, 11/22/15
1, 2x (last vs. Morgan State, 12/6/15)	Assts	2 vs. Stony Brook, 12/2/14
3 vs. Ark.-Pine Bluff, 11/22/15	Stls	3 vs. Ark.-Pine Bluff, 11/22/15
1 at Bowling Green, 11/18/15	Blks	2 vs. Wagner, 12/23/14
14, 2x last (vs. Ark.-Pine Bluff, 11/22/15)	Mins	18 vs. Wagner, 12/23/14

#1 - JACOB EVANS III

2015-16 SEASON		CAREER
16 vs. Butler, 12/2/15	Pts	16 vs. Butler, 12/2/15
13 vs. Butler, 12/2/15	FG Atts	13 vs. Butler, 12/2/15
6 vs. Butler, 12/2/15	FG Made	6 vs. Butler, 12/2/15
10 vs. Butler, 12/2/15	3PT-FG Atts	10 vs. Butler, 12/2/15
4 vs. Butler, 12/2/15	3PT-FG Made	4 vs. Butler, 12/2/15
6 vs. Ark.-Pine Bluff, 11/22/15	FT Atts	6 vs. Ark.-Pine Bluff, 11/22/15
4, 2x (last vs. SE Louisiana, 11/24/15)	FT Made	4, 2x (last vs. SE Louisiana, 11/24/15)
7, 2x (last vs. Nebraska, 11/27/15)	Rebs	7, 2x (last vs. Nebraska, 11/27/15)
4, 2x (last vs. Butler, 12/2/15)	Assts	4, 2x (last vs. Butler, 12/2/15)
3 vs. Robert Morris, 11/15/15	Stls	3 vs. Robert Morris, 11/15/15
2 at Bowling Green, 11/18/15	Blks	2 at Bowling Green, 11/18/15
29 vs. Butler, 12/2/15	Mins	29 vs. Butler, 12/2/15

#2 - OCTAVIUS ELLIS

2015-16 SEASON		CAREER
17 vs. Western Carolina, 11/13/15	Pts	20 vs. UCF, 2/25/15
12 vs. Butler, 12/2/15	FG Atts	12, 2x (last 12 vs. Butler, 12/2/15)
8 vs. Western Carolina, 11/13/15	FG Made	8 vs. Western Carolina, 11/13/15
0	3PT-FG Atts	1 vs. USF, 2/7/15
0	3PT-FG Made	0
14 vs. Ark.-Pine Bluff, 11/22/15	FT Atts	14 vs. Ark.-Pine Bluff, 11/22/15
8, 2x (last 12 vs. Butler, 12/2/15)	FT Made	10, vs. Morehead State, 11/19/14
10 vs. Western Carolina, 11/13/15	Rebs	14 at East Carolina, 2/1/15
2, 2x (last vs. Nebraska, 11/27/15)	Assts	3, 4x (last vs. UCF, 2/25/15)
4 vs. Western Carolina, 11/13/15	Stls	3, 2x (last vs. SMU, 1/3/15)
3, 2x (last 12 vs. Butler, 12/2/15)	Blks	6 at UConn, 1/10/15
27 vs. Butler, 12/2/15	Mins	40- vs. San Diego State, 12/17/14

#3 - JUSTIN JENIFER

2015-16 SEASON		CAREER
11 vs. Robert Morris, 11/15/15	Pts	11 vs. Robert Morris, 11/15/15
6, 3x (last vs. Morgan State, 12/6/15)	FG Atts	6, 3x (last vs. Morgan State, 12/6/15)
3, 3x (last vs. Ark.-Pine Bluff, 11/22/15)	FG Made	3, 3x (last vs. Ark.-Pine Bluff, 11/22/15)
4 vs. Ark.-Pine Bluff, 11/22/15	3PT-FG Atts	4 vs. Ark.-Pine Bluff, 11/22/15
2 vs. Ark.-Pine Bluff, 11/22/15	3PT-FG Made	2 vs. Ark.-Pine Bluff, 11/22/15
6 vs. Robert Morris, 11/15/15	FT Atts	6 vs. Robert Morris, 11/15/15
6 vs. Robert Morris, 11/15/15	FT Made	6 vs. Robert Morris, 11/15/15
3 vs. Western Carolina, 11/13/15	Rebs	3 vs. Western Carolina, 11/13/15
9 vs. Robert Morris, 11/15/15	Assts	9 vs. Robert Morris, 11/15/15
3 at Bowling Green, 11/18/15	Stls	3 at Bowling Green, 11/18/15
0	Blks	0
19, 2x (last vs. Ark.-Pine Bluff, 11/22/15)	Mins	19, 2x (last vs. Ark.-Pine Bluff, 11/22/15)

#10 - TROY CAUPAIN

2015-16 SEASON		CAREER
17 vs. Nebraska, 11/27/15	Pts	20 vs. UConn, 1/29/15
14, 2x (last vs. Morgan State, 12/6/15)	FG Atts	15 at UConn, 1/10/15
5, 3x (last vs. George Washington, 11/28/15)	FG Made	8, 2x (last vs. UConn, 1/29/15)
8, 2x (last vs. Morgan State, 12/6/15)	3PT-FG Atts	8 vs. Nebraska, 11/27/15
4 vs. Nebraska, 11/27/15	3PT-FG Made	3, 4x (last vs. UConn, 3/13/15)
5 vs. SE Louisiana, 11/24/15	FT Atts	11 vs. Morehead State, 11/19/14
4, 2x (last vs. George Washington, 11/28/15)	FT Made	8 vs. Morehead State, 11/19/14
5 vs. Morgan State, 12/6/15	Rebs	6, 5x (last at Tulsa, 3/4/15)
9 vs. Robert Morris, 11/15/15	Assts	9, 2x (last vs. Robert Morris, 11/15/15)
3 vs. Robert Morris, 11/15/15	Stls	5 at Nebraska, 12/13/14
1, 3x (last vs. George Washington, 11/28/15)	Blks	2 vs. UConn, 1/29/15
34 vs. Morgan State, 12/6/15	Mins	45 at Nebraska, 12/13/14

#11 - GARY CLARK

2015-16 SEASON		CAREER
21 vs. Western Carolina, 11/13/15	Pts	21 vs. Western Carolina, 11/13/15
10 vs. Western Carolina, 11/13/15	FG Atts	12 vs. UConn, 1/29/15
9 vs. Western Carolina, 11/13/15	FG Made	9 vs. Western Carolina, 11/13/15
1, 4x (last vs. Morgan State, 12/6/15)	3PT-FG Atts	1, 9x (last vs. Morgan State, 12/6/15)
2 vs. Morgan State, 12/6/15	3PT-FG Made	2 vs. Morgan State, 12/6/15
6 vs. Ark.-Pine Bluff, 11/22/15	FT Atts	7, 2x (last at N.C. State, 12/30/14)
4 vs. Morgan State, 12/6/15	FT Made	6 vs. N.C. Central, 11/25/14
14 vs. Morgan State, 12/6/15	Rebs	16 vs. East Carolina, 1/6/15
5 vs. Morgan State, 12/6/15	Assts	5, 2x (last vs. Morgan State, 12/6/15)
3 vs. George Washington, 11/28/15	Stls	4, 3x (last vs. UConn, 1/29/15)
3 vs. Western Carolina, 11/13/15	Blks	4, 2x (last vs. East Carolina, 1/6/15)
37 vs. SE Louisiana, 11/24/15	Mins	37 vs. SE Louisiana, 11/24/15

#13 - TRE SCOTT

2015-16 Season		CAREER
0	Pts	0
0	FG Atts	0
0	FG Made	0
0	3PT-FG Atts	0
0	3PT-FG Made	0
0	FT Atts	0
0	FT Made	0
0	Rebs	0
0	Assts	0
0	Stls	0
0	Blks	0
0	Mins	0

#21 - FARAD COBB

2015-16 SEASON		CAREER
20, 2x (last vs. Ark.-Pine Bluff, 11/22/15)	Pts	24 vs. Morehead State, 11/19/14
14, 2x (last vs. Morgan State, 12/6/15)	FG Atts	14, 3x (last vs. Morgan State, 12/6/15)
7, 2x (last vs. Ark.-Pine Bluff, 11/22/15)	FG Made	9 at Tulsa, 3/4/15
11 at Bowling Green, 11/18/15	3PT-FG Atts	11 at Bowling Green, 11/18/15
6 at Bowling Green, 11/18/15	3PT-FG Made	7 vs. Kansas (at Chattanooga), 11/15/12
2, 3x (last vs. Morgan State, 12/6/15)	FT Atts	6 vs. Memphis, 3/8/15
2, 2x (last vs. Ark.-Pine Bluff, 11/22/15)	FT Made	6 vs. Memphis, 3/8/15
2, 4x (last vs. Nebraska, 11/27/15)	Rebs	7 vs. Tulane, 2/14/15
3, 3x (last vs. Morgan State, 12/6/15)	Assts	4, 2x (last at Temple, 2/10/15)
4 vs. Ark.-Pine Bluff, 11/22/15	Stls	5 at Houston, 2/21/15
1 vs. Western Carolina, 11/13/15	Blks	1, 5x (last vs. Western Carolina, 11/13/15)
28 vs. Morgan State, 12/6/15	Mins	36, vs. Purdue, 3/19/15

#22 - COREONTAE DEBERRY

2015-16 SEASON		CAREER
12, 2x (last vs. Robert Morris, 11/15/15)	Pts	13 vs. Purdue, 3/19/15
9 vs. Robert Morris, 11/15/15	FG Atts	13 vs. Purdue, 3/19/15
4, 3x (last vs. Morgan State, 12/6/15)	FG Made	13 vs. Purdue, 3/19/15
0	3PT-FG Atts	0
0	3PT-FG Made	0
9 vs. Ark.-Pine Bluff, 11/22/15	FT Atts	9 vs. Ark.-Pine Bluff, 11/22/15
5 vs. Ark.-Pine Bluff, 11/22/15	FT Made	5 vs. Ark.-Pine Bluff, 11/22/15
12 at Bowling Green, 11/18/15	Rebs	12 at Bowling Green, 11/18/15
1, 2x (last vs. Robert Morris, 11/15/15)	Assts	1, 4x (last vs. Robert Morris, 11/15/15)
3 vs. Ark.-Pine Bluff, 11/22/15	Stls	3 vs. Ark.-Pine Bluff, 11/22/15
4 vs. Butler, 12/2/15	Blks	4 vs. Butler, 12/2/15
22 at Bowling Green, 11/18/15	Mins	26, vs. Purdue, 3/19/15

#24 - SHAQ THOMAS

2015-16 SEASON		CAREER
15 vs. Morgan State, 12/6/15	Pts	18 at Houston, 2/21/15
9 vs. Morgan State, 12/6/15	FG Atts	11 vs. Stony Brook, 12/2/14
7 vs. Morgan State, 12/6/15	FG Made	7, 2x (last vs. Morgan State, 12/6/15)
2, 3x (last vs. Morgan State, 12/6/15)	3PT-FG Atts	3 vs. Xavier, 12/14/13
2 vs. Nebraska, 11/27/15	3PT-FG Made	2 vs. Nebraska, 11/27/15
7 vs. Western Carolina, 11/13/15	FT Atts	8, 2x (last at Houston, 2/21/15)
4, 2x (last vs. Nebraska, 11/27/15)	FT Made	7, at Houston, 2/21/15
9 vs. Morgan State, 12/6/15	Rebs	9, 2x (last vs. Morgan State, 12/6/15)
4 vs. Morgan State, 12/6/15	Assts	5, 2x (last vs. UCF, 1/23/14)
5 vs. Robert Morris, 11/15/15	Stls	5 vs. Robert Morris, 11/15/15
2, 2x (last vs. Morgan State, 12/6/15)	Blks	2, 5x (last vs. Morgan State, 12/6/15)
27 vs. Morgan State, 12/6/15	Mins	38 at Houston, 2/21/15

#25 - KEVIN JOHNSON

2015-16 SEASON		CAREER
14 vs. Robert Morris, 11/15/15	Pts	15 at Tulane, 2/28/15
14 vs. Robert Morris, 11/15/15	FG Atts	14 vs. Robert Morris, 11/15/15
5 vs. Robert Morris, 11/15/15	FG Made	5, 4x (last vs. Robert Morris, 11/15/15)
9 vs. Robert Morris, 11/15/15	3PT-FG Atts	9 vs. Robert Morris, 11/15/15
4 vs. Robert Morris, 11/15/15	3PT-FG Made	4, 3x (vs. Robert Morris, 11/15/15)
3 vs. Ark.-Pine Bluff, 11/22/15	FT Atts	6, 2x (last vs. Memphis, 3/8/15)
3 vs. Ark.-Pine Bluff, 11/22/15	FT Made	5, vs. Chicago State, 12/23/13
5 vs. Nebraska, 11/27/15	Rebs	5, 2x (last vs. Nebraska, 11/27/15)
3, 4x (last vs. Morgan State, 12/6/15)	Assts	3, 13x (last vs. Morgan State, 12/6/15)
2, 3x (last vs. Morgan State, 12/6/15)	Stls	4 vs. Wagner, 12/23/14
0	Blks	2 vs. Stony Brook, 12/2/14
25 vs. George Washington, 11/28/15	Mins	36 at Temple, 2/10/15

#45 - ZACK TOBLER

2015-16 SEASON		CAREER
5 vs. Ark.-Pine Bluff, 11/22/15	Pts	5 vs. Ark.-Pine Bluff, 11/22/15
1, 3x (last vs. Ark.-Pine Bluff, 11/22/15)	FG Atts	1, 9x (last vs. Ark.-Pine Bluff, 11/22/15)
1 vs. Western Carolina, 11/13/15	FG Made	1, 2x (last vs. Western Carolina, 11/13/15)
0	3PT-FG Atts	1, 3x (last vs. Houston, 1/21/15)
0	3PT-FG Made	0
6 vs. Ark.-Pine Bluff, 11/22/15	FT Atts	6 vs. Ark.-Pine Bluff, 11/22/15
5 vs. Ark.-Pine Bluff, 11/22/15	FT Made	5 vs. Ark.-Pine Bluff, 11/22/15
2 vs. Ark.-Pine Bluff, 11/22/15	Rebs	2 vs. Ark.-Pine Bluff, 11/22/15
1 vs. Robert Morris, 11/15/15	Assts	1 vs. Robert Morris, 11/15/15
0	Stls	0
0	Blks	0
4 vs. Ark.-Pine Bluff, 11/22/15	Mins	4, 2x (last vs. Ark.-Pine Bluff, 11/22/15)



#0 QUADRI MOORE

FORWARD • 6-8 • 220 • SOPHOMORE • 1L • LINDEN, N.J. (LINDEN HIGH SCHOOL)

MOMENTS

- » Scored a season-high 10 points, making all six attempts from the free-throw line against Wagner (12/23/14)
- » Connected on a trio of threes in tallying nine points against Saint Francis (11/14/14)

2015-16 Season (Sophomore): Posted 10 points, a career-high eight rebounds and three steals in 14 minutes against Arkansas-Pine Bluff (11/22) ... tied a career-high with 10 points on 5-of-7 shooting with a career-high four rebounds against Robert Morris (11/15).

2014-15 Season (Freshman): Played in 26 games as a reserve, averaging 2.2 points and 1.1 rebounds in 8.2 minutes ... shot 73.3 percent (11 of 15) from the free-throw line for the season ... scored six or more points in six games on the year ... posted a season-high 10 points, going 6 of 6 from the free-throw line with two blocks and two steals against Wagner (12/23).

Prior to Cincinnati: Averaged 16.3 points, 6.9 rebounds and 1.1 blocks as a senior while helping lead Linden to the 2014 Group 4A state title and NJSIAA Tournament of Champions semifinals ... named 2014 First Team All-State and Union County Player of the Year by the New Jersey Star Ledger ... tallied 22 points, 21 rebounds and five blocks in the Group 4A state title championship game against Trenton ... averaged 14.6 points, 5.7 rebounds and 1.1 blocks while making 19 three-pointers as a junior... tabbed a three-start prospect and ranked among the nation's top 150 players by Rivals, Scout and ESPN.

Personal: Born Nov. 22, 1994 in Linden, New Jersey ... Son of Karine Marable and Zahir Moore ... Has one brother, Zahir Jr. ... right-handed ... first name pronounced "qua-DREE."

SEASON & CAREER STATISTICS

2015-16 SEASON		CAREER
10, 2x (last vs. Ark.-Pine Bluff, 11/22/15)	Pts	10, 3x (last vs. Ark.-Pine Bluff, 11/22/15)
7 vs. Robert Morris, 11/15/15	FG Atts	8 vs. Saint Francis, 11/14/14
5 vs. Robert Morris, 11/15/15	FG Made	5 vs. Robert Morris, 11/15/15
1, 2x (last at Bowling Green, 11/18/15)	3PT-FG Atts	3 vs. Saint Francis, 11/14/14
0	3PT-FG Made	2 vs. Stony Brook, 12/2/14
8 vs. Ark.-Pine Bluff, 11/22/15	FT Atts	8 vs. Ark.-Pine Bluff, 11/22/15
6 vs. Ark.-Pine Bluff, 11/22/15	FT Made	6, 2x (last vs. Ark.-Pine Bluff, 11/22/15)
8 vs. Ark.-Pine Bluff, 11/22/15	Rebs	8 vs. Ark.-Pine Bluff, 11/22/15
1, 2x (last vs. Morgan State, 12/6/15)	Assts	2 vs. Stony Brook, 12/2/14
3 vs. Ark.-Pine Bluff, 11/22/15	Stls	3 vs. Ark.-Pine Bluff, 11/22/15
1 at Bowling Green, 11/18/15	Blks	2 vs. Wagner, 12/23/14
14, 2x last (vs. Ark.-Pine Bluff, 11/22/15)	Mins	18 vs. Wagner, 12/23/14

MISCELLANEOUS STATISTICS

CATEGORY	2014-15	2015-16	CAREER
Double-Figure Scoring Games	1	2	3
Double-Figure Rebounding Games	0	0	0
Double-Double Games	0	0	0
20-Point Scoring Games	0	0	0
Games Led UC in Scoring	0	0	0
Games Led UC in Rebounding	0	1	1
Games Led UC in Assists	0	0	0
Games With 3+ Assists	0	0	0
Games With 3+ Blocks	0	0	0
Games With 3+ Steals	0	1	1
Games With 3+ Three-Pointers	0	0	0

GAME-BY-GAME STATISTICS

2015-16 (SOPHOMORE SEASON)


Opponent	Date	gs	min	Total		3-Pointers		Free throws		Rebounds				pts	avg					
				fg-fga	pct	3fg-fga	pct	ft-fa	pct	off	def	tot	avg							
WESTERN CAROLINA	11/13/15	9	0-0	.000	0-0	.000	0-0	.000	1	0	1	1.0	0	1	2	0	0	0.0		
ROBERT MORRIS	11/15/15	14	5-7	7.14	0-1	.000	0-0	.000	2	2	4	2.5	1	0	2	0	1	10	5.0	
at Bowling Green	11/18/15	13	1-2	.500	0-1	.000	1-2	.500	0	1	1	2.0	1	0	1	0	1	3	4.3	
ARKANSAS-PINE BLUFF	11/22/15	14	2-5	4.00	0-0	.000	6-8	.750	4	4	8	3.5	2	0	3	0	3	10	5.8	
SE LOUISIANA	11/24/15	6	0-2	.000	0-1	.000	0-0	.000	0	0	0	2.8	0	0	0	0	0	0	4.6	
vs Nebraska	11/27/15	4	1-1	1.000	0-0	.000	0-0	.000	0	0	0	2.3	0	0	0	0	1	2	4.2	
vs George Washington	11/28/15	8	1-2	.500	0-0	.000	0-0	.000	0	0	0	2.0	0	0	1	0	0	2	3.9	
MORGAN STATE	12/6/15	9	1-4	2.50	0-0	.000	0-0	.000	2	2	4	2.3	1	1	1	0	0	2	3.8	
Totals		0	77	11-23	.478	0-3	.000	7-10	.700	9	9	18	2.3	5	2	9	1	5	29	3.6

2014-15 (FRESHMAN SEASON)

Opponent	Date	gs	min	Total		3-Pointers		Free throws		Rebounds				pts	avg					
				fg-fga	pct	3fg-fga	pct	ft-fa	pct	off	def	tot	avg							
SAINT FRANCIS	11/14/14	17	4-8	.500	1-3	.333	0-0	.000	0	2	2	2.0	1	0	2	0	2	9	9.0	
MOREHEAD STATE	11/19/14	16	0-1	.000	0-0	.000	1-2	.500	0	1	1	1.5	2	0	1	0	0	1	5.0	
EASTERN ILLINOIS	11/23/14	13	0-1	.000	0-0	.000	1-2	.500	0	2	2	1.7	1	1	2	0	0	1	3.7	
N.C. CENTRAL	11/25/14	6	0-2	.000	0-0	.000	0-0	.000	0	1	1	1.5	0	0	0	0	1	0	2.8	
vs Middle Tennessee	11/28/14	8	1-2	.500	0-0	.000	0-0	.000	0	1	1	1.4	5	0	0	0	0	2	2.6	
vs Ole Miss	11/29/14	12	2-6	.333	0-1	.000	2-2	1.000	0	1	1	1.3	2	0	0	0	0	6	3.2	
STONY BROOK	12/02/14	17	3-4	.750	2-2	1.000	1-2	.500	0	1	1	1.3	0	2	2	0	1	9	4.0	
at Nebraska	12/13/14	9	1-2	.500	0-1	.000	0-0	.000	1	0	1	1.3	0	0	0	0	1	2	3.8	
SAN DIEGO STATE	12/17/14	4	0-2	.000	0-1	.000	0-0	.000	0	0	0	1.1	1	0	0	0	0	0	3.3	
VCU	12/20/14	2	0-0	.000	0-0	.000	0-0	.000	0	1	1	1.1	0	0	0	0	0	0	3.0	
WAGNER	12/23/14	18	2-5	4.00	0-1	.000	6-6	1.000	0	1	1	1.1	0	0	0	2	2	10	3.6	
at NC State	12-30-14	4	0-1	.000	0-1	.000	0-0	.000	0	2	2	1.2	0	0	1	0	0	0	3.3	
EAST CAROLINA	01/06/15	8	0-0	.000	0-0	.000	0-0	.000	0	1	1	1.2	4	0	1	0	0	0	3.1	
at UConn	1/10/15	7	3-4	.750	0-1	.000	0-0	.000	2	0	2	1.2	0	0	0	0	0	6	3.3	
at Memphis	1/15/15	14	0-0	.000	0-0	.000	0-0	.000	1	2	3	1.3	0	0	3	1	0	0	3.1	
TEMPLE	01/17/15	11	1-2	.500	0-0	.000	0-0	.000	0	2	2	1.4	2	1	2	0	0	2	3.0	
HOUSTON	01/21/15	2	0-0	.000	0-0	.000	0-0	.000	0	0	0	1.3	0	0	0	0	0	0	2.8	
at UCF	01/25/15	7	1-5	2.00	1-2	.500	0-0	.000	1	1	2	1.3	0	0	1	0	0	3	2.8	
UConn	01/29/15	11	0-2	.000	0-0	.000	0-0	.000	0	1	1	1.3	0	0	0	1	0	0	2.7	
at SMU	02/05/15	2	0-0	.000	0-0	.000	0-0	.000	0	0	0	1.3	2	0	1	0	0	0	2.6	
USF	02/07/15	9	0-1	.000	0-0	.000	0-0	.000	0	0	0	1.2	0	1	2	0	0	0	2.4	
UCF	02/25/15	5	3-5	6.00	0-0	.000	0-0	.000	1	2	3	1.3	1	0	1	0	0	6	2.6	
at Tulane	02/28/15	4	0-2	.000	0-0	.000	0-1	.000	0	0	0	1.2	3	1	0	0	0	0	2.5	
MEMPHIS	03/08/15	2	0-0	.000	0-0	.000	0-0	.000	0	0	0	1.2	1	0	0	0	0	0	2.4	
vs UConn	3/13/15	2	0-0	.000	0-0	.000	0-0	.000	0	0	0	1.1	0	0	0	0	0	0	2.3	
vs Kentucky	3/21/15	3	0-1	.000	0-1	.000	0-0	.000	0	0	0	1.1	1	0	0	0	0	0	2.2	
Totals		0	213	21-56	.375	4-14	.286	11-15	.733	6	22	28	1.1	26	6	19	4	7	57	2.2

CAREER STATISTICS

Season	gp-gs	min/avg	Total		3-Point		F-Throws			Rebounds							Scoring			
			fg-fga	pct	fg-fga	pct	ft-fa	pct	off	def	tot	avg	pf	fo	ast	to	blk	stl	pts	avg
2014-15	26-0	213/8.2	21-56	.375	4-14	.286	11-15	.733	6	22	28	1.1	26	1	6	19	4	7	57	2.2
2015-16	8-0	77/9.6	11-23	.478	0-3	.000	7-10	.700	9	9	18	2.3	5	0	2	9	1	5	29	3.6
TOTAL	34-0	290/8.5	32-79	.405	4-17	.235	18-25	.720	15	31	46	1.4	31	1	8	28	5	12	86	2.5



#1 JACOB EVANS III

GUARD/FORWARD • 6-6 • 210 • FRESHMAN • HS • BATON ROUGE, LA. (ST. MICHAEL THE ARCHANGEL)

2015-16 Season (Freshman): Scored a season-high 16 points with four threes and four assists against Butler (12/2) ... tied for game-high honors with a career-high 15 points on 4-of-8 shooting with a trio of threes to go with six rebounds against SE Louisiana (11/24) ... posted 10 points and a pair of three-pointers with three rebounds at Bowling Green (11/18) ... had 10 points with seven rebounds, three steals and two assists against Robert Morris (11/15) ... contributed seven points, five rebounds and three assists in 22 minutes in collegiate debut (11/13).

Prior to Cincinnati: Named to the 2014-15 Louisiana Sports Writers Association's Class 4A All-State First Team ... tabbed the 2014-15 All-Baton Rouge Area Large Schools' Player of the Year by the New Orleans Times-Picayune ... selected a Gatorade Player of the Year nominee, McDonald's All-American nominee and Louisiana Mr. Basketball nominee ... named a two-time most valuable player at the Grady Hornsby Classic ... tabbed most valuable player for Class 4A-District 6 as a senior ... chosen First-Team All-District as a sophomore, junior and senior ... tallied more than 2,000 points and 1,000 rebound during high school career ... helped lead St. Michael's the Archangel to a 29-4 overall record and its first appearance in the Louisiana Class 4A state championship semifinals as a senior, averaging 24.9 points, 9.0 rebounds and 4.8 assists ... helped the Warriors to a 27-7 record while averaging 17.5 points, 7.2 rebounds, 4.1 assists and 3.5 steals as a junior ... tabbed a consensus four-star prospect, he performed well in 2014 summer AAU events - the Pangos All-American Camp and the Fab 48 Tournament in Las Vegas - to earn the distinction of being one of the nation's fastest rising prospects ... listed as a Top 100 prospect according to ESPN, Rivals.com and Scout.com and ranked second in the Times-Picayune Terrific 20 Class of 2015 ... coached in high school by Drew Hart.

Personal: Born June 18, 1997 in Jacksonville, North Carolina ... son of Theresa Chatman-Evans and Jerry Evans ... mother played point guard at Grambling ... has two brothers, Demarquis and Devin Chatman ... right-handed.

SEASON & CAREER STATISTICS

2015-16 SEASON		CAREER
16 vs. Butler, 12/2/15	Pts	16 vs. Butler, 12/2/15
13 vs. Butler, 12/2/15	FG Atts	13 vs. Butler, 12/2/15
6 vs. Butler, 12/2/15	FG Made	6 vs. Butler, 12/2/15
10 vs. Butler, 12/2/15	3PT-FG Atts	10 vs. Butler, 12/2/15
4 vs. Butler, 12/2/15	3PT-FG Made	4 vs. Butler, 12/2/15
6 vs. Ark.-Pine Bluff, 11/22/15	FT Atts	6 vs. Ark.-Pine Bluff, 11/22/15
4, 2x (last vs. SE Louisiana, 11/24/15)	FT Made	4, 2x (last vs. SE Louisiana, 11/24/15)
7, 2x (last vs. Nebraska, 11/27/15)	Rebs	7, 2x (last vs. Nebraska, 11/27/15)
4, 2x (last vs. Butler, 12/2/15)	Assts	4, 2x (last vs. Butler, 12/2/15)
3 vs. Robert Morris, 11/15/15	Stls	3 vs. Robert Morris, 11/15/15
2 at Bowling Green, 11/18/15	Blks	2 at Bowling Green, 11/18/15
29 vs. Butler, 12/2/15	Mins	29 vs. Butler, 12/2/15

MISCELLANEOUS STATISTICS

CATEGORY	2015-16	CAREER
Double-Figure Scoring Games	4	4
Double-Figure Rebounding Games	0	0
Double-Double Games	0	0
20-Point Scoring Games	0	0
Games Led UC in Scoring	2	2
Games Led UC in Rebounding	0	0
Games Led UC in Assists	0	0
Games With 3+ Assists	3	3
Games With 3+ Blocks	0	0
Games With 3+ Steals	1	1
Games With 3+ Three-Pointers	2	2

GAME-BY-GAME STATISTICS

2015-16 (FRESHMAN SEASON)

Opponent	Date	gs	min	Total		3-Pointers		Free throws		Rebounds			pf	a	t/o	blk	stl	pts	avg	
				fg-fga	pct	3fg-fga	pct	ft-fa	pct	off	def	tot								avg
WESTERN CAROLINA	11/13/15	22	2-7	.286	1-3	.333	2-2	1.000	1	4	5	5.0	1	3	0	1	1	7	7.0	
ROBERT MORRIS	11/15/15	22	3-8	.375	2-4	.500	2-2	1.000	3	4	7	6.0	1	2	0	0	3	10	8.5	
at Bowling Green	11/18/15	21	3-7	.429	2-3	.667	2-2	1.000	2	1	3	5.0	0	1	0	2	2	10	9.0	
ARKANSAS-PINE BLUFF	11/22/15	23	1-7	.143	0-4	.000	4-6	.667	0	4	4	4.8	0	0	0	1	1	6	8.3	
SE LOUISIANA	11/24/15	21	4-8	.500	3-6	.500	4-4	1.000	1	5	6	5.0	1	1	2	0	0	15	9.6	
vs Nebraska	11/27/15	19	1-3	.333	0-2	.000	2-2	1.000	0	7	7	5.3	1	4	1	0	0	4	8.7	
vs George Washington	11/28/15	15	1-5	.200	1-2	.500	0-0	.000	1	1	2	4.9	1	1	3	1	0	3	7.9	
BUTLER	12/2/15	29	6-13	.462	4-10	.400	0-0	.000	0	4	4	4.8	2	4	0	0	0	16	8.9	
MORGAN STATE	12/6/15	2	0-0	.000	0-0	.000	0-0	.000	0	0	0	4.2	0	0	0	0	0	0	7.9	
Totals		0	174	21-58	.362	13-34	.382	16-18	.889	8	30	38	4.2	7	16	6	5	7	71	7.9

CAREER STATISTICS

Season	gp-gs	min/avg	Total		3-Point		F-Throws		Rebounds				Scoring							
			fg-fga	pct	fg-fga	pct	ft-fa	pct	off	def	tot	avg	pf	fo	ast	to	blk	stl	pts	avg
2015-16	9-0	174/19.3	21-58	.362	13-34	.382	16-18	.889	8	30	38	4.2	7	0	16	6	5	7	71	7.9
TOTAL	9-0	174/19.3	21-58	.362	13-34	.382	16-18	.889	8	30	38	4.2	7	0	16	6	5	7	71	7.9



#2 OCTAVIUS ELLIS

FORWARD • 6-10 • 235 • SENIOR • 1L • MEMPHIS, TENN. (TRINITY VALLEY COLLEGE [TEXAS])



ALL-CONFERENCE CANDIDATE

SEASON & CAREER STATISTICS

2015-16 SEASON		CAREER
17 vs. Western Carolina, 11/13/15	Pts	20 vs. UCF, 2/25/15
12 vs. Butler, 12/2/15	FG Atts	12, 2x (last 12 vs. Butler, 12/2/15)
8 vs. Western Carolina, 11/13/15	FG Made	8 vs. Western Carolina, 11/13/15
0	3PT-FG Atts	1 vs. USF, 2/7/15
0	3PT-FG Made	0
14 vs. Ark.-Pine Bluff, 11/22/15	FT Atts	14 vs. Ark.-Pine Bluff, 11/22/15
8, 2x (last 12 vs. Butler, 12/2/15)	FT Made	10, vs. Morehead State, 11/19/14
10 vs. Western Carolina, 11/13/15	Rebs	14 at East Carolina, 2/1/15
2, 2x (last vs. Nebraska, 11/27/15)	Assts	3, 4x (last vs. UCF, 2/25/15)
4 vs. Western Carolina, 11/13/15	Stls	3, 2x (last vs. SMU, 1/3/15)
3, 2x (last 12 vs. Butler, 12/2/15)	Blks	6 at UConn, 1/10/15
27 vs. Butler, 12/2/15	Mins	40- vs. San Diego State, 12/17/14

MISCELLANEOUS STATISTICS

CATEGORY	2014-15	2015-16	CAREER
Double-Figure Scoring Games	18	6	24
Double-Figure Rebounding Games	8	2	10
Double-Double Games	3	2	5
20-Point Scoring Games	1	0	1
Games Led UC in Scoring	6	1	7
Games Led UC in Rebounding	18	4	22
Games Led UC in Assists	6	0	6
Games With 3+ Assists	4	0	4
Games With 3+ Blocks	14	2	16
Games With 3+ Steals	2	1	3
Games With 3+ Three-Pointers	0	0	0

all-conference selection, averaging 16.8 points, 7.8 rebounds, 2.2 blocks and 2.1 assists as a junior ... rated as a three-star recruit by Rivals.com and Scout.com.

Personal: Born March 10, 1993 in Memphis, Tennessee ... son of Jerrell Horne, a former basketball player at the University of Memphis (1993 & 1994) ... cousin of NBA player Monta Ellis (currently playing with the Indiana Pacers) ... guardian is Flossie Ellis ... has two sisters, Nissa and Dawn Ellis ... right-handed.

- AWARDS**
- » Barclays Center Classic MVP (2015)
 - » Preseason First Team American Athletic (2015-16)
 - » Riley Wallace All-America Team (2014-15)
 - » Second Team American Athletic Conference (2014-15)
 - » American Athletic Conference Weekly Honor Roll (11/17/14, 11/24/14, 3/2/15, 11/16/15, 12/6/15)

- MOMENTS**
- » Had a key tip-in and made two key free throws late to help secure a 61-56 win over George Washington in the championship game of the Barclays Center Classic (11/28/15)
 - » Ranked as the only player in The American in 2014-15 to be listed among the top four leaders in field goal percentage (third at .557), blocks (third at 2.0) and rebounding (fourth at 7.2)
 - » Scored a season-high 20 points on 7-of-10 shooting with eight rebounds against UCF (2/25/15)
 - » Posted a team-high 19 points and game-high 11 rebounds against his hometown Memphis Tigers (3/8/15)

2015-16 Season (Senior): Registered a double-double with 16 points and 12 rebounds, making 8 of 10 free throws against Butler (12/2) ... named the MVP of the Barclays Center Classic after averaging 10.5 points and 8.0 rebounds in Brooklyn ... recorded 12 points, nine rebounds and two blocks, with a key tip-in and two free throws late against George Washington (11/28) ... posted double-double with 17 points and a game-high 10 rebounds in season opener (11/13).

2014-15 Season (Junior): Started all 34 games, averaging a team-high 9.9 points, 7.2 rebounds, 2.0 blocks and 1.3 assists in 28.7 minutes ... named to the Riley Wallace All-America Team and chosen as a finalist for the Riley Wallace Award given to the top transfer in Division I basketball ... tabbed an NABC Second Team All-District 25 selection ... named a second team all-conference pick by American Athletic Conference coaches ... selected to The American's Weekly Honor Roll three times (11/7, 11/24 and 3/2) ... ranked as the only player in The American to be listed among the top four leaders in field goal percentage (third at .557), blocks (third at 2.0) and rebounding (fourth at 7.2) ... ranked among the league leaders in offensive rebounds (third at 2.7) and defensive rebounds (tied for fourth 4.5) ... finished near the top of the conference in blocks (third at 2.1), field goal shooting percentage (third at .582) and rebounds (third at 7.3) during league play ... led the Bearcats in rebounding in 18 games, grabbing 10 or more boards eight times ... pulled down at least six rebounds in 24 of UC's 34 games ... led UC in scoring in a team-best 18 games ... averaged a team-high 11.1 points on 59.7 percent (40 of 67) shooting from the field during February ... scored a season-high 20 points on 7-of-10 shooting from the field to go with eight rebounds against UCF (2/25) ... registered three double-doubles on the season with 14 points and a season-high 14 rebounds against East Carolina (2/1), 14 points and a game-high 10 rebounds at Tulane (2/28) and a team-high 19 points and a game-high 11 rebounds against Memphis (3/8) ... recorded a season-high six blocks at UConn (1/10) ... posted at least one block in 28 of 34 games ... made 22 consecutive free throws (starting against Temple [1/17] before missing his first attempt at SMU [2/5]) ... named to Emerald Coast Classic All-Tournament Team.

Prior to Cincinnati: Played two seasons at Trinity Valley College in Athens, Texas ... averaged 14.8 points, 9.7 rebounds and 3.2 blocked shots as a redshirt sophomore during the 2013-14 season while being named First Team All-America by the National Junior College Athletic Association ... helped lead the Cardinals to their first NJCAA tournament appearance since 1999 while posting a 29-7 record ... attended Cincinnati during the 2011-12 academic year, playing a total of 25 minutes in three games, averaging 2.3 points and 1.7 rebounds ... suffered a broken hand in November 2011 and sat out the rest of the season ... later received a medical hardship for the year ... averaged 15 points and 10 rebounds as a senior at Whitehaven High School ... tabbed an

CAREER STATISTICS

Season	gp-gs	min/avg	Total		3-Point		F-Throws		Rebounds					Scoring						
			fg-fga	pct	fg-fga	pct	ft-fta	pct	off	def	tot	avg	pf	fo	ast	to	blk	stl	pts	avg
2011-12	3-0	25/8.3	2-5	.400	0-0	.000	3-4	.750	1	4	5	1.7	1	0	1	3	2	2	7	2.3
2014-15	34-34	975/28.7	122-219	.557	0-1	.000	93-135	.689	93	152	245	7.2	90	3	44	76	67	28	337	9.9
2015-16	9-9	208/23.1	35-56	.625	0-0	.000	29-46	.630	24	45	69	7.7	20	0	9	19	14	9	99	11.0
TOTAL	46-43	1208/26.3	159-280	.568	0-1	.000	125-185	.676	118	201	319	6.9	111	3	54	98	83	39	443	9.6



#2 OCTAVIUS ELLIS

FORWARD • 6-10 • 235 • SENIOR • 1L • MEMPHIS, TENN. (TRINITY VALLEY COLLEGE [TEXAS])

GAME-BY-GAME STATISTICS

2015-16 (SENIOR SEASON)

Opponent	Date	gs	min	Total		3-Pointers		Free throws		Rebounds				pts	avg						
				fg-fga	pct	3fg-fga	pct	ft-fa	pct	off	def	tot	avg								
WESTERN CAROLINA	11/13/15	*	24	8-11	.727	0-0	.000	1-2	.500	4	6	10	10.0	2	1	3	2	4	17	17.0	
ROBERT MORRIS	11/15/15	*	19	4-5	.800	0-0	.000	2-3	.667	0	3	3	6.5	2	0	1	3	1	10	13.5	
at Bowling Green	11/18/15	*	21	2-6	.333	0-0	.000	0-1	.000	3	6	9	7.3	4	0	1	0	0	4	10.3	
ARKANSAS-PINE BLUFF	11/22/15	*	22	2-4	.500	0-0	.000	8-14	.571	2	3	5	6.8	1	1	2	2	2	12	10.8	
SE LOUISIANA	11/24/15	*	21	2-6	.333	0-0	.000	2-2	1.000	3	6	9	7.2	4	2	1	0	1	6	9.8	
vs Nebraska	11/27/15	*	24	4-9	.444	0-0	.000	4-8	.500	7	2	9	7.5	2	2	3	2	0	12	10.2	
vs George Washington	11/27/15	*	29	3-4	.750	0-0	.000	3-4	.750	1	6	7	7.4	0	0	2	0	0	9	10.0	
BUTLER	12/2/15	*	27	4-4	1.000	0-0	.000	8-10	.800	3	9	12	8.0	4	2	4	3	0	16	10.8	
MORGAN STATE	12/6/15	*	21	6-7	.857	0-0	.000	1-2	.500	1	4	5	7.7	1	1	2	2	1	13	11.0	
Totals			9	208	35-56	.625	0-0	.000	29-46	.630	24	45	69	7.7	20	9	19	14	9	99	11.0

2014-15 (JUNIOR SEASON)

Opponent	Date	gs	min	Total		3-Pointers		Free throws		Rebounds				pts	avg					
				fg-fga	pct	3fg-fga	pct	ft-fa	pct	off	def	tot	avg							
SAINT FRANCIS	11/14/14	*	32	5-8	.625	0-0	.000	3-5	.600	1	7	8	8.0	4	2	4	2	3	13	13.0
MOREHEAD STATE	11/19/14	*	30	3-5	.600	0-0	.000	10-13	.769	3	4	7	7.5	4	0	1	3	0	16	14.5
EASTERN ILLINOIS	11/23/14	*	32	3-6	.500	0-0	.000	1-2	.500	5	8	13	9.3	1	1	4	1	4	7	12.0
N.C. CENTRAL	11/25/14	*	31	3-4	.750	0-0	.000	5-7	.714	4	4	8	9.0	4	2	2	2	0	11	11.8
vs Middle Tennessee	11/28/14	*	28	1-3	.333	0-0	.000	1-3	.333	3	6	9	9.0	2	2	0	3	0	3	10.0
vs Ole Miss	11/29/14	*	30	5-6	.833	0-0	.000	3-7	.429	4	3	7	8.7	3	0	2	3	0	13	10.5
STONY BROOK	12/02/14	*	13	2-5	.400	0-0	.000	1-2	.500	1	2	3	7.9	2	1	1	1	0	5	9.7
at Nebraska	12/13/14	*	33	2-4	.500	0-0	.000	2-5	.400	2	7	9	8.0	2	1	5	2	0	6	9.3
SAN DIEGO STATE	12/17/14	*	40	3-5	.600	0-0	.000	2-2	1.000	5	4	9	8.1	4	1	4	4	2	8	9.1
VCU	12/20/14	*	33	5-8	.625	0-0	.000	2-2	1.000	2	5	7	8.0	1	0	2	3	2	12	9.4
WAGNER	12/23/14	*	22	4-5	.800	0-0	.000	2-2	1.000	0	1	1	7.4	2	3	1	3	0	10	9.5
at NC State	12-30-14	*	26	3-5	.600	0-0	.000	5-6	.833	2	5	7	7.3	5	3	1	2	11	9.6	
SMU	01/03/15	*	33	6-7	.857	0-0	.000	0-0	.000	2	3	5	7.2	1	1	2	1	3	12	9.8
EAST CAROLINA	01/06/15	*	28	4-9	.444	0-0	.000	4-4	1.000	4	5	9	7.3	0	1	2	3	0	12	9.9
at UConn	1/10/15	*	30	3-6	.500	0-0	.000	1-1	1.000	2	4	6	7.2	3	1	4	6	1	7	9.7
at Memphis	1/15/15	*	21	1-5	.200	0-0	.000	0-1	.000	0	3	3	6.9	5	1	3	1	0	2	9.3
TEMPLE	01/17/15	*	26	3-8	.375	0-0	.000	7-7	1.000	2	3	5	6.8	2	2	3	1	1	13	9.5
HOUSTON	01/21/15	*	33	3-3	1.000	0-0	.000	5-5	1.000	4	1	5	6.7	1	2	2	1	0	11	9.6
at UCF	01/25/15	*	33	3-6	.500	0-0	.000	2-2	1.000	4	6	10	6.9	3	2	1	2	0	8	9.5
UCONN	01/29/15	*	21	0-1	.000	0-0	.000	4-4	1.000	2	2	4	6.8	4	2	3	0	1	4	9.2
at East Carolina	02/01/15	*	32	5-6	.833	0-0	.000	4-4	1.000	5	9	14	7.1	3	2	3	3	1	14	9.4
at SMU	02/05/15	*	36	1-2	.500	0-0	.000	4-6	.667	3	4	7	7.1	2	2	1	4	0	6	9.3
USF	02/07/15	*	29	4-7	.571	0-1	.000	0-2	.000	3	7	10	7.2	1	3	1	3	2	8	9.2
at Temple	02/10/15	*	31	2-4	.500	0-0	.000	4-8	.500	2	4	6	7.2	4	1	4	1	2	8	9.2
TULANE	02/14/15	*	33	7-12	.583	0-0	.000	1-2	.500	2	4	6	7.1	1	0	2	3	0	15	9.4
XAVIER	02/18/15	*	29	5-11	.455	0-0	.000	1-2	.500	2	2	4	7.0	4	0	1	1	2	11	9.5
at Houston	2/21/15	*	10	2-4	.500	0-0	.000	0-0	.000	0	1	1	6.8	1	1	1	0	0	4	9.3
UCF	02/25/15	*	29	7-10	.700	0-0	.000	6-8	.750	3	5	8	6.8	2	3	0	1	2	20	9.6
at Tulane	02/28/15	*	27	7-11	.636	0-0	.000	0-0	.000	3	7	10	6.9	4	2	1	0	0	14	9.8
at Tulsa	03/04/15	*	33	2-6	.333	0-0	.000	3-4	.750	3	10	13	7.1	2	1	5	4	0	7	9.7
MEMPHIS	03/08/15	*	33	6-7	.857	0-0	.000	7-9	.778	6	5	11	7.3	3	1	2	0	0	19	10.0
vs UConn	3/13/15	*	33	5-10	.500	0-0	.000	1-4	.250	2	5	7	7.3	2	0	3	0	0	11	10.0
vs Purdue	3/19/15	*	18	3-10	.300	0-0	.000	1-3	.333	2	1	3	7.1	3	0	4	1	2	7	9.9
vs Kentucky	3/21/15	*	27	4-10	.400	0-0	.000	1-3	.333	5	5	10	7.2	5	0	2	0	1	9	9.9
Totals			34	975	122-219	.557	0-1	.000	93-135	.689	93	152	245	7.2	90	44	76	28	337	9.9

2011-12 (FRESHMAN SEASON - RECEIVED MEDICAL HARDSHIP)

Opponent	Date	gs	min	Total		3-Pointers		Free throws		Rebounds				pts	avg						
				fg-fga	pct	3fg-fga	pct	ft-fa	pct	off	def	tot	avg								
ALABAMA STATE	11/13/11		11	2-2	1.000	0-0	.000	2-2	1.000	1	1	2	2.0	0	0	0	2	1	6	6.0	
JACKSONVILLE STATE	11/15/11		5	0-1	.000	0-0	.000	0-0	.000	0	0	0	1.0	0	1	0	0	1	0	3.0	
NORTHWESTERN STATE	11/21/11		9	0-2	.000	0-0	.000	1-2	.500	0	3	3	1.7	1	0	3	0	0	1	2.3	
Totals			0	25	2-5	.400	0-0	.000	3-4	.750	1	4	5	1.7	1	1	3	2	2	7	2.3



#3 JUSTIN JENIFER

GUARD • 5-10 • 175 • FRESHMAN • HS • BALTIMORE, MD. (MILFORD MILL ACADEMY)

2015-16 Season (Freshman): Scored eight points with a pair of threes and two steals against Arkansas-Pine Bluff (11/22) ... posted a career-high 11 points and nine assists in 16 minutes vs. Robert Morris (11/15) ... tallied seven points and three rebounds in collegiate debut (11/13).

Prior to Cincinnati: Earned Baltimore Sun All-Metro second-team honors while averaging 17.3 points, 7.0 assists and 3.0 rebounds as a senior at Milford Mills Academy ... scored 30 or more points three times, including a 40-point effort during his final year, guiding the Millers to a 15-8 overall mark and an appearance at the regional finals ... tabbed a Gatorade Player of the Year nominee as a senior ... scored more than 1,000 points during his career ... helped his squad advance to the Maryland Class 3A state semifinals as a junior, averaging 18 points and 13 assists during the year ... claimed Baltimore Sun All-Metro first-team honors and was tabbed co-Baltimore County Player of the Year while posting double figures in every game and registered 12 double-doubles as a junior ... saw his team post a 26-2 record and win the state championship as a sophomore, tallying 17 points, seven assists and seven rebounds in the title game ... earned Baltimore Sun All-Metro second-team accolades as a sophomore ... named most valuable player at the 2013 Mary Kline Classic, posting 23 points and 10 assists.

Personal: Born December 4, 1995 in Baltimore, Maryland ... son of Kisha Hull and Howard Jenifer ... has one sister, Raeshawnda ... left-handed.

SEASON & CAREER STATISTICS

2015-16 SEASON		CAREER
11 vs. Robert Morris, 11/15/15	Pts	11 vs. Robert Morris, 11/15/15
6, 3x (last vs. Morgan State, 12/6/15)	FG Atts	6, 3x (last vs. Morgan State, 12/6/15)
3, 3x (last vs. Ark.-Pine Bluff, 11/22/15)	FG Made	3, 3x (last vs. Ark.-Pine Bluff, 11/22/15)
4 vs. Ark.-Pine Bluff, 11/22/15	3PT-FG Atts	4 vs. Ark.-Pine Bluff, 11/22/15
2 vs. Ark.-Pine Bluff, 11/22/15	3PT-FG Made	2 vs. Ark.-Pine Bluff, 11/22/15
6 vs. Robert Morris, 11/15/15	FT Atts	6 vs. Robert Morris, 11/15/15
6 vs. Robert Morris, 11/15/15	FT Made	6 vs. Robert Morris, 11/15/15
3 vs. Western Carolina, 11/13/15	Rebs	3 vs. Western Carolina, 11/13/15
9 vs. Robert Morris, 11/15/15	Assts	9 vs. Robert Morris, 11/15/15
3 at Bowling Green, 11/18/15	Stls	3 at Bowling Green, 11/18/15
0	Blks	0
19, 2x (last vs. Ark.-Pine Bluff, 11/22/15)	Mins	19, 2x (last vs. Ark.-Pine Bluff, 11/22/15)

MISCELLANEOUS STATISTICS

CATEGORY	2015-16	CAREER
Double-Figure Scoring Games	1	1
Double-Figure Rebounding Games	0	0
Double-Double Games	0	0
20-Point Scoring Games	0	0
Games Led UC in Scoring	0	0
Games Led UC in Rebounding	0	0
Games Led UC in Assists	1	1
Games With 3+ Assists	2	2
Games With 3+ Blocks	0	0
Games With 3+ Steals	1	1
Games With 3+ Three-Pointers	0	0

GAME-BY-GAME STATISTICS

2015-16 (FRESHMAN SEASON)

Opponent	Date	gs	min	fg-fga	pct	3fg-fga	pct	ft-fa	pct	off	def	tot	ava	pf	a	uo	blk	stl	pts	a
WESTERN CAROLINA	11/13/15	13	3-5	.600	1-2	.500	0-0	.000	0	3	3	3.0	2	0	3	0	0	0	7	7
ROBERT MORRIS	11/15/15	16	2-2	1.000	1-1	1.000	6-6	1.000	0	2	2	2.5	1	9	1	0	1	11	11	11
at Bowling Green	11/18/15	19	3-6	.500	1-3	.333	0-2	.000	0	1	1	2.0	1	2	1	0	3	7	7	7
ARKANSAS-PINE BLUFF	11/22/15	19	3-6	.500	2-4	.500	0-0	.000	0	1	1	1.8	3	2	2	0	2	8	8	8
SE LOUISIANA	11/24/15	7	1-1	1.000	1-1	1.000	0-0	.000	0	0	0	1.4	0	1	1	0	0	3	3	3
vs Nebraska	11/27/15	11	0-2	.000	0-1	.000	0-0	.000	0	0	0	1.2	1	2	1	0	0	0	0	0
vs George Washington	11/28/15	7	0-2	.000	0-1	.000	0-0	.000	0	2	2	1.3	1	1	1	0	0	0	0	0
BUTLER	12/2/15	5	0-1	.000	0-1	.000	1-2	.500	0	0	0	1.1	0	1	1	0	1	1	4	4
MORGAN STATE	12/6/15	13	2-6	.333	0-2	.000	2-3	.667	0	0	0	1.0	2	3	0	0	2	6	6	6
Totals		0	110	14-31	.452	6-16	.375	9-13	.692	0	9	9	1.0	11	21	11	0	9	43	43

CAREER STATISTICS

Season	gp-gs		Total		3-Point		F-Throws		Rebounds				Scoring							
	gp-gs	min/avg	fg-fga	pct	fg-fga	pct	ft-fa	pct	off	def	tot	avg	pf	fo	ast	to	blk	stl	pts	avg
2015-16	9-0	110/12.2	14-31	.452	6-16	.375	9-13	.692	0	9	9	1.0	11	0	21	11	0	9	43	4.8
TOTAL	9-0	110/12.2	14-31	.452	6-16	.375	9-13	.692	0	9	9	1.0	11	0	21	11	0	9	43	4.8



#10 TROY CAUPAIN

GUARD • 6-4 • 205 • JUNIOR • 2L • MIDLOTHIAN, VA. (COSBY HIGH SCHOOL)



ALL-CONFERENCE CANDIDATE

SEASON & CAREER STATISTICS

2015-16 SEASON		CAREER
17 vs. Nebraska, 11/27/15	Pts	20 vs. UConn, 1/29/15
14, 2x (last vs. Morgan State, 12/6/15)	FG Atts	15 at UConn, 1/10/15
5, 3x (last vs. George Washington, 11/28/15)	FG Made	8, 2x (last vs. UConn, 1/29/15)
8, 2x (last vs. Morgan State, 12/6/15)	3PT-FG Atts	8 vs. Nebraska, 11/27/15
4 vs. Nebraska, 11/27/15	3PT-FG Made	3, 4x (last vs. UConn, 3/13/15)
5 vs. SE Louisiana, 11/24/15	FT Atts	11 vs. Morehead State, 11/19/14
4, 2x (last vs. George Washington, 11/28/15)	FT Made	8 vs. Morehead State, 11/19/14
5 vs. Morgan State, 12/6/15	Rebs	6, 5x (last at Tulsa, 3/4/15)
9 vs. Robert Morris, 11/15/15	Assts	9, 2x (last vs. Robert Morris, 11/15/15)
3 vs. Robert Morris, 11/15/15	Stls	5 at Nebraska, 12/13/14
1, 3x (last vs. George Washington, 11/28/15)	Blks	2 vs. UConn, 1/29/15
34 vs. Morgan State, 12/6/15	Mins	45 at Nebraska, 12/13/14

MISCELLANEOUS STATISTICS

CATEGORY	2013-14	2014-15	2015-16	CAREER
Double-Figure Scoring Games	5	17	4	26
Double-Figure Rebounding Games	0	0	0	0
Double-Double Games	0	0	0	0
20-Point Scoring Games	0	1	0	1
Games Led UC in Scoring	1	9	3	13
Games Led UC in Rebounding	1	0	0	1
Games Led UC in Assists	9	22	8	39
Games With 3+ Assists	11	22	7	40
Games With 3+ Blocks	0	0	0	0
Games With 3+ Steals	1	3	1	5
Games With 3+ Three-Pointers	1	2	1	4

tabbed the Central Region player of the year and earned first team all-state honors ... named a Top 50 shooting guard by 247Sports.com ... coached by Ron Carr.

Personal: Born Nov. 29, 1995 in New York, New York ... son of Renee and Troy Caupain Sr. ... right-handed ... last name pronounced "co-PAIN."

- AWARDS**
- » Barclays Center Classic All-Tourney Team (2015)
 - » Preseason First Team American Athletic Conference (2015-16)
 - » American Athletic Conference Honorable Mention All-Conference (2014-15)
 - » American Athletic Conference Weekly Honor Roll (1/19/14 & 1/26/15)

- MOMENTS**
- » Converted a three-point play and two free throws late to help secure a 61-56 win over George Washington in the championship game of the Barclays Center Classic (11/28/15)
 - » Made a layup as time expired, forcing overtime in Cincinnati's 66-65 win over Purdue in the second round of the 2015 NCAA Tournament
 - » Shot a league-best 46.5 percent from three-point range during conference play (20 of 43) in 2014-15

2015-16 Season (Junior): Had 12 points and six assists against Butler (12/2) ... named to the Barclays Center Classic All-Tournament Team after averaging 16.5 points and hitting six threes in two games in Brooklyn ... scored a season-high 15 points with a pair of threes, four assists and two steals against SE Louisiana (11/24) ... handed out nine assists with one turnover to go with three steals vs. Robert Morris (11/15).

2014-15 Season (Sophomore): Started 33 of 34 games, averaging 9.6 points, 3.6 rebounds and a team-high 3.6 assists in a team-best 31.3 minutes ... named American Athletic Conference Honorable Mention All-Conference by the league's coaches ... named twice to The American Weekly Honor Roll (1/19 and 1/26) ... scored in double figures in 17 games ... led the Bearcats in assists in 22 of 34 games ... ranked among the league leaders in free-throw percentage (sixth at .788), assist-to-turnover ratio (sixth at 1.7-to-1), assists (10th at 3.6), steals (12th at 1.2) and field goal percentage (15th at .444) ... listed among The American leaders in three-point field goal percentage (first at .465) and field goal percentage (10th at .491) during league play ... scored a career-high 20 points on 8-of-9 shooting from the field against UConn (1/29) ... had 14 points with a trio of threes at No. 23 SMU (2/5) ... forced overtime with a running layup at the buzzer at the end of regulation in UC's 66-65 NCAA tournament second-round win over Purdue (3/19), finishing with 10 points in 38 minutes ... handed out a season-high seven assists without a turnover against Temple (1/17) ... dished out at least one assist in 33 of 34 games ... made 23 consecutive free throws dating back to VCU (12/20) until missing his first attempt against UCF (1/25) ... member of UC's Student-Athlete Advisory Board.

2013-14 Season (Freshman): Played in all 34 games without a start, averaging 5.4 points, 2.3 rebounds and 2.2 assists in 19.1 minutes ... ranked second on the team in free-throw shooting (78.4 percent) and assists (76) and third in three-point shooting (32.8 percent) ... produced a 2.04-to-1 assist-to-turnover ratio during conference play ... handed out a season-high nine assists with only two turnovers at Temple (1/26) ... dished out six assists with no turnovers at UCF (2/19) ... tallied a season-high 15 points with a trio of three-pointers and 6-of-6 shooting from the free-throw line against USC Upstate (12/3) ... scored 14 points on 5-of-6 shooting with two three-pointers against Rutgers (1/11) ... grabbed a season-best six rebounds at USF (1/18) ... scored in double figures five times and led the Bearcats in assists in nine games ... handed out three or more assists in 11 games.

Prior to Cincinnati: Played three seasons at Cosby High School in Midlothian, Virginia, where he finished as the school's leader in career rebounds (347) and assists (230) while ranking second in career points (1,449) ... averaged 26.0 points, 15.1 rebounds and 3.5 assists during his senior season, helping the Titans to a 26-6 record and a district championship ... scored a career-high 48 points against Matoaca High School as a senior ... named a two-time Dominican District player of the year ...

CAREER STATISTICS

Season	gp-gs	min/avg	Total		3-Point		F-Throws		Rebounds				Scoring							
			fg-fga	pct	fg-fga	pct	ft-fta	pct	off	def	tot	avg	pf	fo	ast	to	blk	stl	pts	avg
2013-14	34-0	649/19.1	54-142	.380	19-58	.328	58-74	.784	13	66	79	2.3	50	0	76	42	2	31	185	5.4
2014-15	34-33	1065/31.3	107-241	.444	31-76	.408	82-104	.788	17	105	122	3.6	49	1	121	72	6	41	327	9.6
2015-16	9-9	253/28.1	30-74	.405	13-43	.302	19-26	.731	0	25	25	2.8	12	0	38	10	3	12	92	10.2
TOTAL	77-42	1967/25.5	191-457	.418	63-177	.356	159-204	.779	30	196	226	2.9	111	1	235	124	11	84	604	7.8



#10 TROY CAUPAIN

GUARD • 6-4 • 205 • JUNIOR • 2L • MIDLOTHIAN, VA. (COSBY HIGH SCHOOL)

GAME-BY-GAME STATISTICS

2015-16 (JUNIOR SEASON)

Opponent	Date	gs	min	Total		3-Pointers		Free throws		Rebounds				pts	avg						
				fg-fga	pct	3fg-fga	pct	ft-fa	pct	off	def	tot	avg								
WESTERN CAROLINA	11/13/15	*	27	2-2	1.000	0-0	.000	2-4	.500	0	3	3	3.0	0	3	3	0	2	6	6.0	
ROBERT MORRIS	11/15/15	*	24	1-3	.333	1-3	.333	3-4	.750	0	2	2	2.5	2	9	1	0	3	6	6.0	
at Bowling Green	11/18/15	*	18	3-7	.429	1-4	.250	0-0	.000	0	4	4	3.0	4	4	1	0	2	7	6.3	
ARKANSAS-PINE BLUFF	11/22/15	*	21	2-4	.500	1-3	.333	2-2	1.000	0	1	1	2.5	0	4	0	0	1	7	6.5	
SE LOUISIANA	11/24/15	*	34	5-11	.455	2-7	.286	3-5	.600	0	2	2	2.4	0	4	0	1	2	15	8.2	
vs Nebraska	11/27/15	*	29	5-11	.455	4-8	.500	3-4	.750	0	3	3	2.5	2	1	0	1	0	17	9.7	
vs George Washington	11/28/15	*	33	5-14	.357	2-6	.333	4-4	1.000	0	2	2	2.4	1	2	2	1	2	16	10.6	
BUTLER	12/2/15	*	33	4-8	.500	2-4	.500	2-3	.667	0	3	3	2.5	3	6	3	0	0	12	10.8	
MORGAN STATE	12/6/15	*	34	3-14	.214	0-8	.000	0-0	.000	0	5	5	2.8	0	5	0	0	0	6	10.2	
Totals			9	253	30-74	.405	13-43	.302	19-26	.731	0	25	25	2.8	12	38	10	3	12	92	10.2

2014-15 (SOPHOMORE SEASON)

Opponent	Date	gs	min	Total		3-Pointers		Free throws		Rebounds				pts	avg						
				fg-fga	pct	3fg-fga	pct	ft-fa	pct	off	def	tot	avg								
SAINT FRANCIS	11/14/14	*	27	2-2	1.000	0-0	.000	4-4	1.000	0	2	2	2.0	3	4	3	1	1	8	8.0	
MOREHEAD STATE	11/19/14	*	31	2-7	.286	1-2	.500	8-11	.727	1	4	5	3.5	1	6	1	0	0	13	10.5	
EASTERN ILLINOIS	11/23/14	*	36	8-13	.615	1-2	.500	0-0	.000	0	6	6	4.3	1	4	0	0	0	17	12.7	
N.C. CENTRAL	11/25/14	*	27	1-7	.143	0-3	.000	2-2	1.000	0	2	2	3.8	1	0	0	0	1	4	10.5	
vs Middle Tennessee	11/28/14	*	24	3-6	.500	1-3	.333	4-5	.800	0	2	2	3.4	1	1	1	0	1	11	10.6	
vs Ole Miss	11/29/14	*	23	1-6	.167	1-3	.333	0-0	.000	2	2	4	3.5	2	1	5	0	0	3	9.3	
STONY BROOK	12/02/14	*	26	3-5	.600	2-4	.500	2-2	1.000	0	3	3	3.4	1	6	1	0	0	10	9.4	
at Nebraska	12/13/14	*	45	5-13	.385	0-1	.000	3-3	1.000	2	2	4	3.5	2	6	2	0	5	13	9.9	
SAN DIEGO STATE	12/17/14	*	30	3-9	.333	0-1	.000	6-9	.667	1	3	4	3.6	0	4	2	0	2	12	10.1	
VCU	12/20/14	*	36	0-5	.000	0-2	.000	2-2	1.000	0	6	6	3.8	0	6	3	0	0	2	9.3	
WAGNER	12/23/14	*	19	2-4	.500	0-0	.000	2-2	1.000	0	3	3	3.7	3	3	4	1	1	6	9.0	
at NC State	12-30-14	*	32	5-8	.625	1-1	1.000	2-2	1.000	1	3	4	3.8	4	2	2	0	2	13	9.3	
SMU	01/03/15	*	32	1-3	.333	1-3	.333	4-4	1.000	1	3	4	3.8	2	4	3	0	1	7	9.2	
EAST CAROLINA	01/06/15	*	30	4-6	.667	2-3	.667	0-0	.000	0	4	4	3.8	0	6	2	0	1	10	9.2	
at UConn	1/10/15	*	34	6-15	.400	2-6	.333	0-0	.000	2	3	5	3.9	2	3	0	0	3	14	9.5	
at Memphis	1/15/15	*	32	4-8	.500	1-2	.500	5-5	1.000	1	2	3	3.8	2	3	3	0	1	14	9.8	
TEMPLE	01/17/15	*	32	2-5	.400	1-1	1.000	4-4	1.000	0	0	0	3.6	0	7	0	0	1	9	9.8	
HOUSTON	01/21/15	*	35	4-6	.667	3-5	.600	2-2	1.000	0	3	3	3.6	2	6	3	0	3	13	9.9	
at UCF	01/25/15	*	35	3-7	.429	0-2	.000	3-4	.750	0	3	3	3.5	1	2	2	0	3	9	9.9	
UCONN	01/29/15	*	34	8-9	.889	1-2	.500	3-4	.750	0	4	4	3.6	3	2	3	2	1	20	10.4	
at East Carolina	02/01/15		25	1-6	.167	0-3	.000	2-2	1.000	2	4	6	3.7	0	2	1	0	1	4	10.1	
at SMU	02/05/15	*	36	4-6	.667	3-3	1.000	3-5	.600	0	4	4	3.7	2	4	2	0	1	14	10.3	
USF	02/07/15	*	27	2-6	.333	0-2	.000	4-6	.667	0	3	3	3.7	4	1	4	0	1	8	10.2	
at Temple	02/10/15	*	28	4-6	.667	2-2	1.000	0-0	.000	0	2	2	3.6	0	3	3	0	0	10	10.2	
TULANE	02/14/15	*	30	2-4	.500	0-0	.000	1-2	.500	0	0	0	3.4	1	2	3	1	1	5	10.0	
XAVIER	02/18/15	*	35	3-5	.600	1-3	.333	2-2	1.000	1	5	6	3.5	1	4	0	0	2	9	9.9	
at Houston	2/21/15	*	21	1-7	.143	0-1	.000	3-4	.750	0	3	3	3.5	3	4	1	0	1	5	9.7	
UCF	02/25/15	*	33	4-6	.667	2-2	1.000	0-3	.000	1	2	3	3.5	0	6	3	1	1	10	9.8	
at Tulane	02/28/15	*	32	1-3	.333	1-2	.500	0-0	.000	0	5	5	3.6	0	4	1	0	1	3	9.5	
at Tulsa	03/04/15	*	33	4-6	.667	1-2	.500	3-4	.750	0	6	6	3.6	2	2	0	0	1	12	9.6	
MEMPHIS	03/08/15	*	35	2-7	.286	0-2	.000	0-0	.000	2	2	2	3.6	1	6	3	0	0	4	9.4	
vs UConn	3/13/15	*	34	4-8	.500	3-4	.750	1-2	.500	0	4	4	3.6	1	2	2	0	1	12	9.5	
vs Purdue	3/19/15	*	38	4-10	.400	0-0	.000	2-4	.500	1	2	3	3.6	2	4	2	0	2	10	9.5	
vs Kentucky	3/21/15	*	38	4-17	.235	0-4	.000	5-5	1.000	1	3	4	3.6	1	4	3	0	1	13	9.6	
Totals			33	1065	107-241	.444	31-76	.408	82-104	.788	17	105	122	3.6	49	121	72	6	41	327	9.6

2013-14 (FRESHMAN SEASON)

Opponent	Date	gs	min	Total		3-Pointers		Free throws		Rebounds				pts	avg					
				fg-fga	pct	3fg-fga	pct	ft-fa	pct	off	def	tot	avg							
NORTH CAROLINA CENT	11/08/13		13	0-3	.000	0-1	.000	2-2	1.000	0	2	2	0	0	0	0	2	2.0		
NC STATE	11/12/13		19	0-3	.000	0-0	.000	5-6	.833	1	3	4	3.0	3	0	1	0	0	5	3.5
APPALACHIAN ST.	11/16/13		26	5-6	.833	0-1	.000	3-3	1.000	1	3	4	3.3	2	4	2	0	1	13	6.7
CAMPBELL	11/20/13		14	0-2	.000	0-0	.000	1-2	.500	0	1	1	2.8	0	1	0	0	1	1	5.3
UMASS LOWELL	11/26/13		20	1-4	.250	0-1	.000	5-7	.714	2	1	3	2.8	1	1	2	0	2	7	5.6
KENNESAW ST.	11/29/13		19	2-4	.500	0-0	.000	2-2	1.000	2	1	3	2.8	1	2	2	1	2	6	5.7
USC UPSTATE	12/03/13		21	3-8	.375	3-5	.600	6-6	1.000	0	2	2	2.7	0	5	1	0	1	15	7.0
at New Mexico	12/07/13		21	4-7	.571	1-2	.500	2-2	1.000	0	0	0	2.4	1	1	1	0	2	11	7.5
vs Xavier	12/14/13		25	2-8	.250	1-3	.333	0-1	.000	1	3	4	2.6	4	0	1	0	2	5	7.2
vs Pittsburgh	12/17/13		18	1-1	1.000	1-1	1.000	1-2	.500	0	2	2	2.5	2	2	3	0	0	4	6.9
MIDDLE TENNESSEE	12/21/13		19	1-2	.500	1-2	.500	1-2	.500	0	5	5	2.7	2	4	1	0	0	4	6.6
CHICAGO STATE	12/23/13		16	4-7	.571	2-4	.500	0-0	.000	0	4	4	2.8	3	3	3	0	1	10	6.9
NEBRASKA	12/28/13		24	2-4	.500	0-1	.000	1-2	.500	0	4	4	2.9	3	3	0	0	2	5	6.8
SMU	1/1/14		24	2-5	.400	1-2	.500	2-2	1.000	0	1	1	2.8	1	2	0	0	1	7	6.8
at Memphis	1/4/14		19	3-6	.500	1-2	.500	0-0	.000	0	3	3	2.8	1	5	0	1	3	7	6.8
at Houston	1/7/14		22	2-6	.333	1-2	.500	1-3	.333	2	0	2	2.8	1	1	0	0	2	6	6.8
RUTGERS	1/11/14		23	5-6	.833	2-3	.667	2-5	.400	0	2	2	2.7	3	1	4	0	0	14	7.2
TEMPLE	1/14/14		17	0																



#11 GARY CLARK

FORWARD • 6-8 • 235 • SOPHOMORE • 1L • CLAYTON, N.C. (CLAYTON HIGH SCHOOL)



ALL-CONFERENCE CANDIDATE

AWARDS

- » American Athletic Conference All-Rookie Team (2014-15)
- » American Athletic Conference Rookie of the Week (12/8/14)
- » American Athletic Conference Weekly Honor Roll (2/23/15)

MOMENTS

- » Finished 2014-15 as the only freshman in The American to rank among the top 10 league leaders for rebounds (third at 7.2), field goal percentage (sixth at .524) and blocks (sixth at 1.3)
- » Ranked second in The American in rebounding among freshmen in 2014-15
- » Set Cincinnati's freshman single-game record, pulling down 16 rebounds against East Carolina (1/6/15)

2015-16 (Sophomore): Tallied a double-double with 13 points and 14 rebounds to go with five assists against Morgan State (12/6) ... scored six points and pulled down a season-high 11 rebounds against George Washington (11/28) ... posted 12 points with eight rebounds and two blocks against SE Louisiana (11/24) ... tallied seven points and 10 rebounds at Bowling Green (11/18) ... poured in a career-high 21 points on 9 of 10 shooting with eight rebounds and three blocks in the season opener (11/13).

2014-15 (Freshman): Started all 34 games, averaging 7.8 points, 7.2 rebounds, 1.7 assists and 1.3 blocks in 27.8 minutes ... named to the American Athletic Conference All-Rookie Team by the league's coaches ... tabbed The American's Rookie of the Week (12/8) and chosen to league's weekly honor roll (2/23) ... grabbed 246 rebounds on the season, second most in school history by a freshman (Danny Fortson 258 in 1995) ... finished as the only freshman in The American to rank among the top 10 league leaders for rebounds (third at 7.2), field goal percentage (sixth at .524) and blocks (sixth at 1.3) ... finished second in The American in rebounding among freshmen (UConn's Daniel Hamilton [7.6]) ... ranked second in the league for offensive rebounds (2.8) and tied for fourth in defensive rebounds (4.5) ... led UC in rebounding in 15 games on the season, grabbing 10 or more boards seven times ... posted five or more rebounds in 28 of 34 games ... set a UC freshman record pulling down 16 rebounds to go with eight points, a season-best four blocks and a season-high four steals against East Carolina (1/6) ... scored in double figures in 11 games ... registered three double-doubles with 12 points and a game-high 10 rebounds against UConn (1/29), 12 points and a game-high 12 rebounds against Ole Miss (11/29) and 11 points and a game-high 14 rebounds at Houston (2/21) ... tallied a season-high 14 points on 7-of-11 shooting to go with seven rebounds against Xavier (2/18) ... had eight points, nine rebounds and a season-best five assists at Tulane (2/28) ... selected to the Emerald Coast Classic All-Tournament Team ... became the first true freshman to start a season opener since Lance Stephenson (2009-10 season).

Prior to Cincinnati: Averaged 26 points, seven rebounds and four assists as a senior at Clayton High School in Clayton, North Carolina ... finished his career as the school's all-time leader in points, rebounds and blocks ... tabbed a four-star recruit by Rivals, ESPN and 247 Sports ... praised on one of the nation's top 100 prospects by ESPN and Rivals ... named Greater Neuse River Conference Player of the Year as a junior and senior ... became the first player in the state of North Carolina to record a quadruple double with 22 points, 21 rebounds, 15 blocked shots and 10 assists against West Johnston during his senior season ... poured in 40 points and grabbed 12 rebounds against East Wake on Jan. 11, 2014, the same day he was left off the list of nominees for the McDonald's All-America game ... averaged 24 points, 14 rebounds and four blocks while leading the Comets to the 2013 4A Eastern Regional semifinals as a junior ... averaged nearly 32 points in the playoffs while earning Associate Press All-State accolades.

SEASON & CAREER STATISTICS

2015-16 SEASON			CAREER		
21 vs. Western Carolina, 11/13/15	Pts	21 vs. Western Carolina, 11/13/15			
10 vs. Western Carolina, 11/13/15	FG Atts	12 vs. UConn, 1/29/15			
9 vs. Western Carolina, 11/13/15	FG Made	9 vs. Western Carolina, 11/13/15			
1, 4x (last vs. Morgan State, 12/6/15)	3PT-FG Atts	1, 9x (last vs. Morgan State, 12/6/15)			
2 vs. Morgan State, 12/6/15	3PT-FG Made	2 vs. Morgan State, 12/6/15			
6 vs. Ark.-Pine Bluff, 11/22/15	FT Atts	7, 2x (last at N.C. State, 12/30/14)			
4 vs. Morgan State, 12/6/15	FT Made	6 vs. N.C. Central, 11/25/14			
14 vs. Morgan State, 12/6/15	Rebs	16 vs. East Carolina, 1/6/15			
5 vs. Morgan State, 12/6/15	Assts	5, 2x (last vs. Morgan State, 12/6/15)			
3 vs. George Washington, 11/28/15	Stls	4, 3x (last vs. UConn, 1/29/15)			
3 vs. Western Carolina, 11/13/15	Blks	4, 2x (last vs. East Carolina, 1/6/15)			
37 vs. SE Louisiana, 11/24/15	Mins	37 vs. SE Louisiana, 11/24/15			

MISCELLANEOUS STATISTICS

CATEGORY	2014-15	2015-16	CAREER
Double-Figure Scoring Games	11	4	15
Double-Figure Rebounding Games	7	3	10
Double-Double Games	3	1	4
20-Point Scoring Games	0	1	1
Games Led UC in Scoring	2	1	3
Games Led UC in Rebounding	15	2	17
Games Led UC in Assists	6	2	8
Games With 3+ Assists	5	3	8
Games With 3+ Blocks	4	1	5
Games With 3+ Steals	3	1	4
Games With 3+ Three-Pointers	0	0	0

Personal: Born Nov. 16, 1994 in Smithfield, North Carolina ... son of Tammy McKey and Gary Clark Sr. ... has one brother, Jeremiah and two sisters, Azia and Tanija ... right-handed.

CAREER STATISTICS

Season	gp-gs	min/avg	Total		3-Point		F-Throws		Rebounds					Scoring						
			fg-fga	pct	fg-fga	pct	ft-fga	pct	off	def	tot	avg	pf	fo	ast	to	blk	stl	pts	avg
2014-15	34-34	945/27.8	110-210	.524	0-5	.000	45-72	.625	94	152	246	7.2	54	0	57	38	45	35	265	7.8
2015-16	9-9	239/26.6	33-51	.647	3-5	.600	19-27	.704	31	43	74	8.2	23	0	20	11	14	11	88	9.8
TOTAL	43-43	1184/27.5	143-261	.548	3-10	.300	64-99	.646	125	195	320	7.4	77	0	77	49	59	46	353	8.2



#11 GARY CLARK

FORWARD • 6-8 • 235 • SOPHOMORE • 1L • CLAYTON, N.C. (CLAYTON HIGH SCHOOL)

GAME-BY-GAME STATISTICS

2015-16 (SOPHOMORE SEASON)

Opponent	Date	gs	min	Total		3-Pointers		Free throws		Rebounds				pts	avg						
				fg-fga	pct	3fg-fga	pct	ft-fa	pct	off	def	tot	avg			pf	a	t/o	blk	stl	
WESTERN CAROLINA	11/13/15	*	28	9-10	.900	0-1	.000	3-3	1.000	2	6	8	8.0	2	2	1	3	0	21	21.0	
ROBERT MORRIS	11/15/15	*	24	2-5	.400	0-0	.000	0-0	.000	4	3	7	7.5	1	3	2	2	1	4	12.5	
at Bowling Green	11/18/15	*	24	3-4	.750	0-0	.000	1-2	.500	2	8	10	8.3	3	2	1	1	2	7	10.7	
ARKANSAS-PINE BLUFF	11/22/15	*	18	3-4	.750	1-1	1.000	3-6	.500	2	4	6	7.8	4	3	1	1	1	10	10.5	
SE LOUISIANA	11/24/15	*	37	4-8	.500	1-1	1.000	3-5	.600	5	3	8	7.8	1	0	0	2	1	12	10.5	
vs Nebraska	11/27/15	*	30	2-6	.333	0-0	.000	2-2	1.000	2	2	4	7.2	2	2	2	0	1	6	10.0	
vs George Washington	11/28/15	*	27	3-4	.750	0-0	.000	0-0	.000	3	8	11	7.7	4	2	2	1	3	6	9.4	
BUTLER	12/2/15	*	23	3-4	.750	0-0	.000	3-4	.750	3	3	6	7.5	4	1	2	2	1	9	9.4	
MORGAN STATE	12/6/15	*	28	4-6	.667	1-2	.500	4-5	.800	8	6	14	8.2	2	5	0	2	1	13	9.8	
Totals			9	239	33-51	.647	3-5	.600	19-27	.704	31	43	74	8.2	23	20	11	14	11	88	9.8

2014-15 (FRESHMAN SEASON)

Opponent	Date	gs	min	Total		3-Pointers		Free throws		Rebounds				pts	avg						
				fg-fga	pct	3fg-fga	pct	ft-fa	pct	off	def	tot	avg			pf	a	t/o	blk	stl	
SAINT FRANCIS	11/14/14	*	24	5-8	.625	0-1	.000	0-0	.000	4	2	6	6.0	1	1	0	1	4	10	10.0	
MOREHEAD STATE	11/19/14	*	24	1-4	.250	0-0	.000	0-0	.000	2	6	8	7.0	2	1	2	0	0	2	6.0	
EASTERN ILLINOIS	11/23/14	*	22	2-4	.500	0-0	.000	0-0	.000	3	5	8	7.3	2	3	0	2	1	4	5.3	
N.C. CENTRAL	11/25/14	*	25	3-5	.600	0-0	.000	6-6	1.000	5	3	8	7.5	2	2	3	4	0	12	7.0	
vs Middle Tennessee	11/28/14	*	31	4-6	.667	0-0	.000	1-2	.500	5	2	7	7.4	1	2	1	2	1	9	7.4	
vs Ole Miss	11/29/14	*	29	4-6	.667	0-0	.000	4-7	.571	4	8	12	8.2	0	0	1	1	0	12	8.2	
STONY BROOK	12/02/14	*	26	6-10	.600	0-0	.000	1-1	1.000	3	5	8	8.1	1	2	2	2	1	13	8.9	
at Nebraska	12/13/14	*	32	3-9	.333	0-0	.000	2-6	.333	4	4	8	8.1	4	1	1	1	0	8	8.8	
SAN DIEGO STATE	12/17/14	*	29	4-8	.500	0-0	.000	2-2	1.000	0	5	5	7.8	3	1	0	0	0	10	8.9	
VCU	12/20/14	*	21	2-7	.286	0-1	.000	0-0	.000	2	3	5	7.5	1	2	0	0	0	4	8.4	
WAGNER	12/23/14	*	22	2-4	.500	0-0	.000	1-1	1.000	2	4	6	7.4	1	0	0	2	1	5	8.1	
at NC State	12-30-14	*	36	3-6	.500	0-0	.000	3-7	.429	3	1	4	7.1	1	2	1	0	2	9	8.2	
SMU	01/03/15	*	33	3-6	.500	0-1	.000	2-2	1.000	2	5	7	7.1	1	2	2	1	2	8	8.2	
EAST CAROLINA	01/06/15	*	30	3-7	.429	0-0	.000	2-3	.667	4	12	16	7.7	0	3	3	4	4	8	8.1	
at UConn	1/10/15	*	27	1-2	.500	0-1	.000	0-0	.000	1	4	5	7.5	2	2	2	1	2	7.7		
at Memphis	1/15/15	*	30	3-7	.429	0-0	.000	1-2	.500	3	7	10	7.7	3	4	2	1	0	7	7.7	
TEMPLE	01/17/15	*	23	4-7	.571	0-0	.000	3-3	1.000	1	7	8	7.7	0	2	1	0	0	11	7.9	
HOUSTON	01/21/15	*	33	3-3	1.000	0-0	.000	2-2	1.000	0	5	5	7.6	2	0	2	2	2	8	7.9	
at UCF	01/25/15	*	28	3-5	.600	0-0	.000	1-4	.250	1	1	2	7.3	3	0	1	2	2	7.8		
UCONN	01/29/15	*	27	6-12	.500	0-0	.000	0-2	.000	7	3	10	7.4	1	2	1	2	4	12	8.1	
at East Carolina	02/01/15	*	33	2-5	.400	0-0	.000	0-1	.000	0	5	5	7.3	0	0	2	3	0	4	7.9	
at SMU	02/05/15	*	18	1-2	.500	0-0	.000	0-0	.000	1	4	5	7.2	3	4	0	0	0	2	7.6	
USF	02/07/15	*	16	2-3	.667	0-0	.000	1-2	.500	3	0	3	7.0	0	1	1	0	1	5	7.5	
at Temple	02/10/15	*	21	2-3	.667	0-0	.000	0-0	.000	2	3	5	6.9	0	2	3	1	2	4	7.3	
TULANE	02/14/15	*	20	4-6	.667	0-0	.000	0-0	.000	1	2	3	6.8	3	0	2	1	1	8	7.4	
XAVIER	02/18/15	*	36	7-11	.636	0-0	.000	0-1	.000	4	3	7	6.8	2	2	0	2	1	14	7.6	
at Houston	2/21/15	*	31	4-7	.571	0-0	.000	3-4	.750	6	8	14	7.0	2	1	1	2	0	11	7.7	
UCF	02/25/15	*	25	5-6	.833	0-0	.000	0-0	.000	0	3	3	6.9	1	3	0	0	0	10	7.8	
at Tulane	02/28/15	*	28	3-7	.429	0-0	.000	2-3	.667	5	4	9	7.0	0	5	1	2	0	8	7.8	
at Tulsa	03/04/15	*	36	3-3	1.000	0-0	.000	1-2	.500	3	5	8	7.0	4	2	2	0	0	7	7.8	
MEMPHIS	03/08/15	*	33	4-8	.500	0-0	.000	3-4	.750	1	3	4	6.9	2	2	1	1	1	11	7.9	
vs UConn	3/13/15	*	34	4-9	.444	0-1	.000	1-1	1.000	2	9	11	7.0	1	1	0	1	0	9	7.9	
vs Purdue	3/19/15	*	36	4-10	.400	0-0	.000	1-2	.500	5	7	12	7.2	1	2	0	1	2	9	8.0	
vs Kentucky	3/21/15	*	26	0-4	.000	0-0	.000	2-2	1.000	5	4	9	7.2	4	0	0	3	1	2	7.8	
Totals			34	945	110-210	.524	0-5	.000	45-72	.625	94	152	246	7.2	54	57	38	45	35	265	7.8



#13 TRE SCOTT

FORWARD • 6-8 • 225 • FRESHMAN • HS • DARIEN, GA. (MCINTOSH COUNTY ACADEMY)

Prior to Cincinnati: Named the Georgia Region 2A Player of the Year as a junior and senior ... tabbed first team all-region as a freshman and sophomore ... set the school scoring mark with 1,824 points while averaging 13.3 rebounds during his career at McIntosh County Academy in Darien, Georgia (population 1,880) ... averaged 21.6 points, 14.1 rebounds, 6.5 assists and 3.5 blocks as a senior ... posted 22.3 points, 13.7 rebounds, 6.7 assists and 3.7 blocks as a junior ... tabbed a three-star prospect by ESPN, Rivals.com and Scout.com and 247 Sports.

Personal: Born Nov. 25, 1996 in Brunswick, Georgia ... son of Anita and Eddie Scott ... has two sisters, Jada and Jodyn ... right-handed.

SEASON & CAREER STATISTICS

2015-16 SEASON		CAREER
0	Pts	0
0	FG Atts	0
0	FG Made	0
0	3PT-FG Atts	0
0	3PT-FG Made	0
0	FT Atts	0
0	FT Made	0
0	Rebs	0
0	Assts	0
0	Stls	0
0	Blks	0
0	Mins	0

MISCELLANEOUS STATISTICS

CATEGORY	2015-16	CAREER
Double-Figure Scoring Games	0	0
Double-Figure Rebounding Games	0	0
Double-Double Games	0	0
20-Point Scoring Games	0	0
Games Led UC in Scoring	0	0
Games Led UC in Rebounding	0	0
Games Led UC in Assists	0	0
Games With 3+ Assists	0	0
Games With 3+ Blocks	0	0
Games With 3+ Steals	0	0
Games With 3+ Three-Pointers	0	0

GAME-BY-GAME STATISTICS

2015-16 (FRESHMAN SEASON)

CAREER STATISTICS



#21 FARAD COBB

GUARD • 6-1 • 170 • SENIOR • 1L • WEST PALM BEACH, FLA. (NORTHWEST FLORIDA STATE COLLEGE)

AWARDS

- » American Athletic Conference Player of the Week (3/9/15)
- » American Athletic Conference Weekly Honor Roll (11/26/15, 1/5/15 & 2/9/15)

MOMENTS

- » Made six three-pointers and finished with 20 points at Bowling Green (11/18/15)
- » Averaged a team-best 18.0 points, shooting 20 of 33 (60.6 percent) from the field and 10 of 19 (52.5 percent) from three-point range against the top two teams in The American in 2014-15: SMU (two games) and Tulsa (one game)
- » Led the Bearcats in scoring during March 2015, averaging 12.2 points while shooting 44.7 percent (21 of 47) from the field and 90.9 percent (10 of 11) from the foul line

2015-16 (Senior): Hit a trio of threes and had 11 points against George Washington (11/28/15) ... registered a game-high 20 points on 7-of-11 shooting with four treys, four steals and three assists vs. Arkansas-Pine Bluff (11/22) ... tallied a game-high 20 points on 7-of-14 shooting with a UC career-high six three-pointers in 22 minutes at Bowling Green (11/18) ... led UC with 15 points on 6-of-9 shooting with three threes against Robert Morris (11/15) ... nailed a trio of threes in the season opener (11/13).

2014-15 (Junior): Started nine of 34 games played, averaging 8.5 points, 2.5 rebounds, 1.4 assists and 1.0 steals in 24.1 minutes ... finished with a team-high 53 three-pointers and was the squad's third-leading scorer while ranking among The American's leaders in three-pointers made (13th at 1.6) for the season and steals (tied for ninth at 1.3), three-point shooting percentage (12th at .370) and three-pointers made (tied for 12th at 1.7) during league action ... named The American's Player of the Week (3/9) and was tabbed to The American's Weekly Honor Roll twice (1/5 and 2/9) ... led the Bearcats in scoring during March, averaging 12.2 points while shooting 44.7 percent (21 of 47) from the field and 90.9 percent (10 of 11) from the foul line ... started the last eight games of the season ... scored in double figures in eight of UC's final 14 games of the season, while leading the team in scoring (10.9 points), three-pointers made (25), steals (16) and free-throw percentage (.833 [20 of 24]) ... shot 79.2 percent (38 of 48) from the free-throw line during the season ... tallied a season-high 24 points on 8-of-14 from the field with a season-high six three-pointers against Morehead State (11/19) ... netted 22 points on 9-of-14 from the field with four three-pointers at Tulsa (3/4) ... had 18 points with four three-pointers against SMU (1/3) in Cincinnati and 14 points with a pair of threes and 6-of-6 shooting from the free-throw line against Memphis (3/8) ... posted a team-high 14 points with a pair of threes in a season-high 36 minutes in UC's overtime win against Purdue (3/19) in the second round of the NCAA tournament ... led UC in points seven times and scored in double figures 11 times ... scored in 32 of UC's 34 games.

Prior to Cincinnati: Averaged a team-best 15.1 points, 4.4 rebounds and 3.4 assists while shooting 51.1 percent from the field and 46.3 percent from three-point range as a sophomore during the 2013-14 season at Northwest Florida State College in Niceville, Florida ... averaged 5.7 points, 2.3 rebounds and 1.7 assists with eight starts in 26 games as a freshman at Chattanooga during the 2012-13 campaign ... tabbed a top-40 point guard in the Class of 2012 by ESPN.com ... named the Class A Player of the Year and an All-State performer as a junior attending Summit Christian School ... selected as the 2011 and 2012 Palm Beach Post Player of the Year and the 2012 Fort Lauderdale Player of the Year

SEASON & CAREER STATISTICS

2015-16 SEASON		CAREER	
20, 2x (last vs. Ark.-Pine Bluff, 11/22/15)	Pts	24 vs. Morehead State, 11/19/14	
14, 2x (last vs. Morgan State, 12/6/15)	FG Atts	14, 3x (last vs. Morgan State, 12/6/15)	
7, 2x (last vs. Ark.-Pine Bluff, 11/22/15)	FG Made	9 at Tulsa, 3/4/15	
11 at Bowling Green, 11/18/15	3PT-FG Atts	11 at Bowling Green, 11/18/15	
6 at Bowling Green, 11/18/15	3PT-FG Made	7 vs. Kansas (at Chattanooga), 11/15/12	
2, 3x (last vs. Morgan State, 12/6/15)	FT Atts	6 vs. Memphis, 3/8/15	
2, 2x (last vs. Ark.-Pine Bluff, 11/22/15)	FT Made	6 vs. Memphis, 3/8/15	
2, 4x (last vs. Nebraska, 11/27/15)	Rebs	7 vs. Tulane, 2/14/15	
3, 3x (last vs. Morgan State, 12/6/15)	Assts	4, 2x (last at Temple, 2/10/15)	
4 vs. Ark.-Pine Bluff, 11/22/15	Stls	5 at Houston, 2/21/15	
1 vs. Western Carolina, 11/13/15	Blks	1, 5x (last vs. Western Carolina, 11/13/15)	
28 vs. Morgan State, 12/6/15	Mins	36, vs. Purdue, 3/19/15	

MISCELLANEOUS STATISTICS

CATEGORY	2014-15	2015-16	CAREER
Double-Figure Scoring Games	11	6	17
Double-Figure Rebounding Games	0	0	0
Double-Double Games	0	0	0
20-Point Scoring Games	2	2	4
Games Led UC in Scoring	6	3	9
Games Led UC in Rebounding	1	0	1
Games Led UC in Assists	3	0	3
Games With 3+ Assists	5	2	7
Games With 3+ Blocks	0	0	0
Games With 3+ Steals	2	0	2
Games With 3+ Three-Pointers	7	5	12

... ranked as the No. 1 point guard in Florida by ESPN.com while averaging 27.8 points, 6.7 assists and 5.8 rebounds as a senior ... led the Fighting Saints to a 107-16 record for his career, winning the Class A State Championship as a junior while claiming tournament most valuable player honors.

Personal: Born April 5, 1993 in West Palm Beach, Florida ... son of Rita and Willie Cobb ... right-handed ... first name is pronounced "fah-ROD."

CAREER STATISTICS

Season	gp-gs	min/avg	Total		3-Point		F-Throws		Rebounds					Scoring						
			fg-fga	pct	fg-fga	pct	ft-fga	pct	off	def	tot	avg	pf	fo	ast	to	blk	stl	pts	avg
2014-15	34-9	821/24.1	99-259	.382	53-159	.333	38-48	.792	18	67	85	2.5	36	0	49	37	4	33	289	8.5
2015-16	9-9	197/21.9	36-82	.439	21-48	.438	5-6	.833	2	10	12	1.3	7	0	15	10	1	10	98	10.9
TOTAL	43-18	1018/23.7	135-341	.396	74-207	.357	43-54	.796	20	77	97	2.3	43	0	64	47	5	43	387	9.0



#21 FARAD COBB

GUARD • 6-1 • 170 • SENIOR • 1L • WEST PALM BEACH, FLA. (NORTHWEST FLORIDA STATE COLLEGE)

GAME-BY-GAME STATISTICS

2015-16 (SENIOR SEASON)

Opponent	Date	gs	min	Total		3-Pointers		Free throws		Rebounds				pts	avg						
				fg-fga	pct	3fg-fga	pct	ft-fa	pct	off	def	tot	avg			pf	a	t/o	blk	stl	
WESTERN CAROLINA	11/13/15	*	20	3-6	.500	3-3	1.000	2-2	1.000	0	1	1	1.0	0	2	1	1	0	11	11.0	
ROBERT MORRIS	11/15/15	*	17	6-9	.667	3-6	.500	0-0	.000	0	1	1	1.0	1	2	1	0	0	15	13.0	
at Bowling Green	11/18/15	*	22	7-14	.500	6-11	.545	0-0	.000	0	2	2	1.3	2	1	2	0	1	20	15.3	
ARKANSAS-PINE BLUFF	11/22/15	*	25	7-11	.636	4-6	.667	2-2	1.000	1	1	2	1.5	0	3	1	0	4	20	16.5	
SE LOUISIANA	11/24/15	*	25	1-4	.250	0-2	.000	0-0	.000	1	1	2	1.6	2	3	2	0	2	2	13.6	
vs Nebraska	11/27/15	*	16	1-6	.167	0-1	.000	0-0	.000	0	2	2	1.7	0	1	0	0	1	2	11.7	
vs George Washington	11/28/15	*	24	4-10	.400	3-7	.429	0-0	.000	0	1	1	1.6	1	0	0	0	0	11	11.6	
BUTLER	12/2/15	*	20	3-8	.375	0-3	.000	0-0	.000	0	0	0	1.4	0	0	1	0	0	6	10.9	
MORGAN STATE	12/6/15	*	28	4-14	.286	2-9	.222	1-2	.500	0	1	1	1.3	1	3	2	0	2	11	10.9	
Totals			9	197	36-82	439	21-48	438	5-6	.833	2	10	12	1.3	7	15	10	1	10	98	10.9

2014-15 (JUNIOR SEASON)

Opponent	Date	gs	min	Total		3-Pointers		Free throws		Rebounds				pts	avg						
				fg-fga	pct	3fg-fga	pct	ft-fa	pct	off	def	tot	avg			pf	a	t/o	blk	stl	
SAINT FRANCIS	11/14/14		13	0-2	.000	0-2	.000	0-0	.000	0	4	4	4.0	1	1	0	0	0	0	0.0	
MOREHEAD STATE	11/19/14		28	8-14	.571	6-9	.667	2-4	.500	0	0	0	2.0	1	1	0	1	2	24	12.0	
EASTERN ILLINOIS	11/23/14		23	0-5	.000	0-3	.000	4-4	1.000	0	0	0	1.3	0	2	2	0	2	4	9.3	
N.C. CENTRAL	11/25/14		31	3-9	.333	3-8	.375	0-0	.000	2	2	4	2.0	0	1	1	0	0	9	9.3	
vs Middle Tennessee	11/28/14		20	3-6	.500	1-3	.333	2-2	1.000	0	3	3	2.2	1	2	0	0	2	9	9.2	
vs Ole Miss	11/29/14		23	1-9	.111	1-5	.200	0-0	.000	3	1	4	2.5	0	1	1	0	1	3	8.2	
STONY BROOK	12/03/14		8	0-0	.000	0-0	.000	0-0	.000	1	0	1	2.3	1	2	0	0	0	0	7.0	
at Nebraska	12/13/14		29	2-9	.222	2-7	.286	0-0	.000	1	4	5	2.6	1	1	0	0	0	6	6.9	
SAN DIEGO STATE	12/17/14		29	5-11	.455	2-5	.400	0-0	.000	0	5	5	2.9	1	2	1	0	0	12	7.4	
VCU	12/20/14		28	3-10	.300	1-6	.167	0-0	.000	1	4	5	3.1	0	0	1	1	2	7	7.4	
WAGNER	12/23/14		24	1-4	.250	0-3	.000	2-5	.400	0	2	2	3.0	0	1	1	0	0	4	7.1	
at NC State	12-30-14		22	4-6	.667	1-3	.333	0-0	.000	0	0	0	2.8	0	2	0	0	0	9	7.3	
SMU	01/03/15		27	6-12	.500	4-9	.444	2-3	.667	1	1	2	2.7	0	0	1	0	1	18	8.1	
EAST CAROLINA	01/06/15		21	0-3	.000	0-3	.000	2-2	1.000	0	1	1	2.6	3	2	1	0	1	2	7.6	
at UConn	1/10/15		14	2-5	.400	2-3	.667	0-0	.000	0	1	1	2.5	2	0	1	0	1	6	7.5	
at Memphis	1/15/15		21	1-7	.143	1-6	.167	0-0	.000	2	1	3	2.5	0	0	1	0	0	3	7.3	
TEMPLE	01/17/15		14	2-3	.667	2-3	.667	0-0	.000	1	3	4	2.6	2	4	1	0	1	6	7.2	
HOUSTON	01/21/15		17	1-6	.167	1-6	.167	2-2	1.000	0	1	1	2.5	3	2	1	0	3	5	7.1	
at UCF	01/25/15		15	1-4	.250	0-3	.000	0-0	.000	0	1	1	2.4	1	0	1	0	1	2	6.8	
UCONN	01/29/15		24	2-7	.286	1-3	.333	2-2	1.000	0	3	3	2.5	2	2	3	0	0	7	6.8	
at East Carolina	02/01/15	*	27	5-9	.556	3-5	.600	0-0	.000	0	2	2	2.4	3	2	4	1	1	13	7.1	
at SMU	02/05/15		23	5-7	.714	2-3	.667	2-2	1.000	0	0	0	2.3	2	0	4	0	2	14	7.4	
USF	02/07/15		27	5-12	.417	3-8	.375	3-3	1.000	0	1	1	2.3	0	0	0	0	0	16	7.8	
at Temple	02/10/15		23	4-6	.667	2-4	.500	3-3	1.000	0	2	2	2.3	3	4	2	0	1	13	8.0	
TULANE	02/14/15		26	3-10	.300	0-4	.000	0-0	.000	1	6	7	2.4	0	3	0	0	2	6	7.9	
XAVIER	02/18/15		26	3-11	.273	3-10	.300	0-0	.000	0	3	3	2.5	0	2	0	0	0	9	8.0	
at Houston	2/21/15	*	28	2-8	.250	0-3	.000	1-2	.500	0	0	0	2.4	1	3	2	0	5	5	7.9	
UCF	02/25/15	*	30	4-10	.400	2-4	.500	1-3	.333	2	4	6	2.5	0	5	2	0	0	11	8.0	
at Tulane	02/28/15	*	27	2-7	.286	1-3	.333	0-0	.000	1	0	1	2.4	1	1	1	1	1	5	7.9	
at Tulsa	03/04/15	*	32	9-14	.643	4-7	.571	0-1	.000	1	0	1	2.4	0	0	0	0	2	22	8.3	
MEMPHIS	03/08/15	*	28	4-7	.571	2-4	.500	6-6	1.000	0	3	3	2.4	0	1	0	0	1	16	8.6	
vs UConn	3/13/15	*	31	2-8	.250	1-4	.250	2-2	1.000	0	2	2	2.4	4	1	0	0	1	7	8.5	
vs Purdue	3/19/15	*	36	5-11	.455	2-6	.333	2-2	1.000	0	3	3	2.4	2	1	2	0	0	14	8.7	
vs Kentucky	3/21/15	*	26	1-7	.143	0-4	.000	0-0	.000	1	4	5	2.5	1	0	3	0	0	2	8.5	
Totals			9	821	99-259	382	53-159	333	38-48	.792	18	67	85	2.5	36	49	37	4	33	289	8.5



#22 COREONTAE DEBERRY

CENTER • 6-9 • 265 • SENIOR • 1L • HOLLAND, MICH. (HUTCHINSON COMMUNITY COLLEGE)

MOMENTS

» Stepped forward on the big stage, contributing a career-high 13 points on 5-of-9 shooting, including a layup with 3:08 left in overtime that propelled Cincinnati to a 66-65 overtime win against Purdue in the second round of the 2015 NCAA Tournament

» Ranked second on the squad in scoring during two NCAA tournament games, averaging 10.0 points on 8-of-15 shooting from the field to go with 4.0 rebounds and 2.0 blocks

2015-16 (Senior): Registered 11 points and seven rebounds in 16 minutes against Morgan State (12/6/15) ... recorded a career-high four blocks against Butler (12/2) ... pulled down a career-high 12 rebounds to go with seven points in 22 minutes at Bowling Green (11/18) ... posted 12 points and a game-high eight rebounds vs. Robert Morris (11/15) ... scored 12 points to go with four rebounds in the season opener (11/13).

2014-15 (Junior): Played in all 34 games as a reserve, averaging 4.2 points, 2.1 rebounds and 1.0 blocks in 10.6 minutes ... shot 54.5 percent (54 of 99) from the field for the season ... ranked second on the team in scoring during two NCAA tournament games, averaging 10.0 points on 8-of-15 from the field to go with 4.0 rebounds and 2.0 blocks ... ranked among The American's leaders in blocks for the season (14th at 1.0) and during league play (12th at 1.1) ... shot a team-best 52.6 percent (10 of 19) from the field during March, averaging 4.8 points and 2.8 rebounds ... posted a season-high 13 points on 5-of-9 shooting from the field with two blocks and two rebounds in a season-high 26 minutes in UC's overtime win against Purdue (3/19) in the second round of the NCAA tournament ... posted seven points and a season-high six rebounds in 17 minutes against Kentucky (3/21) in the third round of the NCAA tournament ... had a conference season-high nine points against East Carolina (1/6) ... tallied nine points and four rebounds at NC State (12/30) ... recorded nine points, four rebounds and two blocks against Wagner (12/23) ... had a season-high three blocks against Stony Brook (12/2).

Prior to Cincinnati: Averaged 11.8 points, 7.1 rebounds and 1.6 blocks while shooting 69.7 percent (147 of 211) from the field despite logging only 5.7 minutes per contest during his lone season (2013-14) at junior-college power Hutchinson Community College in Hutchinson, Kansas ... tallied 9.2 points and 4.4 rebounds in 12.7 minutes during the 2012-13 season at Mott College in Flint, Michigan ... posted 16.1 points per game as a senior at Holland High School during 2011-12 ... tabbed a three-star prospect out of high school by Rivals.

Personal: Born Sept. 2, 1994 in Holland, Michigan ... son of Kesha DeBerry and Christian Hogg ... has two brothers, Fred Rogers and Jerry Cook and a sister, Briana DeBerry ... right-handed.

SEASON & CAREER STATISTICS

2015-16 SEASON		CAREER
12, 2x (last vs. Robert Morris, 11/15/15)	Pts	13 vs. Purdue, 3/19/15
9 vs. Robert Morris, 11/15/15	FG Atts	13 vs. Purdue, 3/19/15
4, 3x (last vs. Morgan State, 12/6/15)	FG Made	13 vs. Purdue, 3/19/15
0	3PT-FG Atts	0
0	3PT-FG Made	0
9 vs. Ark.-Pine Bluff, 11/22/15	FT Atts	9 vs. Ark.-Pine Bluff, 11/22/15
5 vs. Ark.-Pine Bluff, 11/22/15	FT Made	5 vs. Ark.-Pine Bluff, 11/22/15
12 at Bowling Green, 11/18/15	Rebs	12 at Bowling Green, 11/18/15
1, 2x (last vs. Robert Morris, 11/15/15)	Assts	1, 4x (last vs. Robert Morris, 11/15/15)
3 vs. Ark.-Pine Bluff, 11/22/15	Stls	3 vs. Ark.-Pine Bluff, 11/22/15
4 vs. Butler, 12/2/15	Blks	4 vs. Butler, 12/2/15
22 at Bowling Green, 11/18/15	Mins	26, vs. Purdue, 3/19/15

MISCELLANEOUS STATISTICS

CATEGORY	2014-15	2015-16	CAREER
Double-Figure Scoring Games	1	4	5
Double-Figure Rebounding Games	0	1	1
Double-Double Games	0	0	0
20-Point Scoring Games	0	0	0
Games Led UC in Scoring	0	0	0
Games Led UC in Rebounding	0	2	2
Games Led UC in Assists	0	0	0
Games With 3+ Assists	0	0	0
Games With 3+ Blocks	2	1	3
Games With 3+ Steals	0	1	1
Games With 3+ Three-Pointers	0	0	0

CAREER STATISTICS

Season	gp-gs	min/avg	Total		3-Point		F-Throws		Rebounds							Scoring				
			fg-fga	pct	fg-fga	pct	ft-fta	pct	off	def	tot	avg	pf	fo	ast	to	blk	stl	pts	avg
2014-15	34-0	360/10.6	54-99	.545	0-0	.000	35-57	.614	25	47	72	2.1	52	0	3	24	33	2	143	4.2
2015-16	9-0	150/16.7	22-40	.550	0-0	.000	22-33	.667	13	34	47	5.2	13	0	2	7	12	7	66	7.3
TOTAL	43-0	510/11.9	76-139	.547	0-0	.000	57-90	.633	38	81	119	2.8	65	0	5	31	45	9	209	4.9



#22 COREONTAE DEBERRY

CENTER • 6-9 • 265 • SENIOR • 1L • HOLLAND, MICH. (HUTCHINSON COMMUNITY COLLEGE)


GAME-BY-GAME STATISTICS

2015-16 (SENIOR SEASON)

Opponent	Date	gs	min	Total		3-Pointers		Free throws		Rebounds				pts	avg				
				fg-fga	pct	3fg-fga	pct	ft-fa	pct	off	def	tot	avg						
WESTERN CAROLINA	11/13/15	13	4-5	.800	0-0	.000	4-5	.800	1	3	4	4.0	2	1	0	0	1	12	12.0
ROBERT MORRIS	11/15/15	20	4-9	.444	0-0	.000	4-5	.800	2	6	8	6.0	1	1	2	2	1	12	12.0
at Bowling Green	11/18/15	22	2-5	.400	0-0	.000	3-5	.600	2	10	12	8.0	1	0	1	2	0	7	10.3
ARKANSAS-PINE BLUFF	11/22/15	18	3-7	.429	0-0	.000	5-9	.556	2	3	5	7.3	3	0	0	2	3	11	10.5
SE LOUISIANA	11/24/15	15	3-4	.750	0-0	.000	0-1	.000	0	2	2	5.5	1	0	2	0	0	6	9.6
vs Nebraska	11/27/15	16	2-3	.667	0-0	.000	0-0	.000	1	1	2	5.5	1	0	1	0	1	4	8.7
vs George Washington	11/28/15	13	0-0	.000	0-0	.000	1-2	.500	0	4	4	5.3	0	0	1	2	1	7.6	
BUTLER	12/2/15	17	0-2	.000	0-0	.000	2-2	1.000	0	3	3	5.0	1	0	0	4	0	2	6.9
MORGAN STATE	12/6/15	16	4-5	.800	0-0	.000	3-4	.750	5	2	7	5.2	3	0	0	0	0	11	7.3
Totals		0	150	22-40	.550	0-0	22-33	.667	13	34	47	5.2	13	2	7	12	7	66	7.3

2014-15 (JUNIOR SEASON)

Opponent	Date	gs	min	Total		3-Pointers		Free throws		Rebounds				pts	avg				
				fg-fga	pct	3fg-fga	pct	ft-fa	pct	off	def	tot	avg						
SAINT FRANCIS	11/14/14	6	0-0	.000	0-0	.000	0-0	.000	0	0	0	0.0	0	0	0	0	0	0	0.0
MOREHEAD STATE	11/19/14	2	0-0	.000	0-0	.000	0-0	.000	0	0	0	0.0	0	0	0	0	0	0	0.0
EASTERN ILLINOIS	11/23/14	8	1-2	.500	0-0	.000	1-2	.500	1	3	4	1.3	3	0	1	1	0	3	1.0
N.C. CENTRAL	11/25/14	8	2-2	1.000	0-0	.000	0-0	.000	2	1	3	1.8	0	0	1	0	0	4	1.8
vs Middle Tennessee	11/28/14	10	2-2	1.000	0-0	.000	0-0	.000	0	1	1	1.6	1	0	1	2	0	4	2.2
vs Ole Miss	11/29/14	2	0-0	.000	0-0	.000	0-0	.000	0	0	0	1.3	1	0	0	0	0	0	1.8
STONY BROOK	12/2/14	20	2-6	.333	0-0	.000	2-2	1.000	0	1	1	1.3	1	0	0	3	0	6	2.4
at Nebraska	12/13/14	9	1-2	.500	0-0	.000	0-0	.000	1	1	2	1.4	1	1	1	0	0	2	2.4
SAN DIEGO STATE	12/17/14	13	3-4	.750	0-0	.000	0-0	.000	0	1	1	1.3	0	0	0	1	0	6	2.8
VCU	12/20/14	7	0-1	.000	0-0	.000	0-0	.000	1	1	2	1.4	0	0	0	1	0	0	2.5
WAGNER	12/23/14	17	3-3	1.000	0-0	.000	2-4	.500	0	4	4	1.6	1	0	2	0	8	3.0	
at NC State	12-30-14	11	4-6	.667	0-0	.000	1-2	.500	2	2	4	1.8	4	0	1	0	0	9	3.5
SMU	01/03/15	12	1-2	.500	0-0	.000	0-0	.000	0	2	2	1.8	2	0	1	2	1	2	3.4
EAST CAROLINA	01/06/15	12	3-5	.600	0-0	.000	3-4	.750	0	2	2	1.9	4	0	2	0	0	9	3.8
at UConn	1/10/15	14	0-3	.000	0-0	.000	2-4	.500	0	2	2	1.9	0	0	1	1	0	2	3.7
at Memphis	1/15/15	16	4-7	.571	0-0	.000	0-0	.000	0	1	1	1.8	3	0	3	1	0	8	3.9
TEMPLE	01/17/15	12	1-2	.500	0-0	.000	2-4	.500	1	3	4	1.9	2	0	0	0	0	4	3.9
HOUSTON	01/21/15	6	0-1	.000	0-0	.000	2-2	1.000	0	0	0	1.8	0	0	0	1	0	2	3.8
at UCF	01/25/15	8	1-2	.500	0-0	.000	2-2	1.000	2	0	2	1.8	2	0	1	0	0	4	3.8
UCONN	01/29/15	19	2-6	.333	0-0	.000	2-4	.500	2	1	3	1.9	1	0	2	2	0	6	4.0
at East Carolina	02/01/15	8	0-2	.000	0-0	.000	2-2	1.000	1	0	1	1.9	0	0	0	1	0	2	3.9
at SMU	02/05/15	4	1-1	1.000	0-0	.000	1-2	.500	0	2	2	1.9	2	0	0	1	0	3	3.8
USF	02/07/15	11	2-6	.333	0-0	.000	2-3	.667	4	2	6	2.0	2	0	0	1	1	6	3.9
at Temple	02/10/15	10	2-3	.667	0-0	.000	1-1	1.000	0	0	0	2.0	1	0	1	1	0	5	4.0
TULANE	02/14/15	9	1-2	.500	0-0	.000	2-2	1.000	0	2	2	2.0	4	0	0	1	0	4	4.0
XAVIER	02/18/15	10	2-2	1.000	0-0	.000	0-0	.000	0	2	2	2.0	3	0	1	0	0	4	4.0
at Houston	2/21/15	10	2-2	1.000	0-0	.000	1-1	1.000	0	0	0	1.9	0	0	0	2	0	5	4.0
UCF	02/25/15	9	1-2	.500	0-0	.000	3-4	.750	1	1	2	1.9	3	0	0	3	0	5	4.0
at Tulane	02/28/15	13	3-4	.750	0-0	.000	0-3	.000	1	4	5	2.0	3	1	4	0	0	6	4.1
at Tulsa	03/04/15	7	0-2	.000	0-0	.000	0-0	.000	1	1	2	2.0	2	0	1	1	0	0	4.0
MEMPHIS	03/08/15	7	2-2	1.000	0-0	.000	0-0	.000	1	2	3	2.0	0	0	0	1	0	4	4.0
vs UConn	3/13/15	7	0-0	.000	0-0	.000	0-0	.000	0	1	1	2.0	2	0	0	1	0	0	3.8
vs Purdue	3/19/15	26	5-9	.556	0-0	.000	3-5	.600	1	1	2	2.0	3	0	0	2	0	13	4.1
vs Kentucky	3/21/15	17	3-6	.500	0-0	.000	1-4	.250	3	3	6	2.1	1	1	1	2	0	7	4.2
Totals		0	360	54-99	.545	0-0	35-57	.614	25	47	72	2.1	52	3	24	33	2	143	4.2



#24 SHAQ THOMAS

FORWARD • 6-7 • 210 • R-SENIOR • 3L • PATERSON, N.J. (NIA PREP SCHOOL)

AWARDS

» American Athletic Conference Weekly Honor Roll (12/8/14)

MOMENTS

» Helped spark Cincinnati's five-game win streak to end the regular season with a career-high 18 points at Houston (2/21/15)
 » Scored eight points, including a key three-pointer with 1:40 left, to finish off No. 23 SMU 62-54 in Dallas (2/5/15)
 » Shot a career-best 45.7 percent (86 of 188) from the field during the 2014-15 season

2015-16 Season (R-Senior): Scored a team-high 15 points on 7-of-9 shooting with nine rebounds and four assists against Morgan State (12/6) ... averaged 8.0 points and 3.5 rebounds in two games at the Barclays Center Classic in Brooklyn ... tallied 14 points on 6-of-8 shooting with a career-high five steals vs. Robert Morris (11/15).

2014-15 Season (R-Junior): Started 22 of 34 games, averaging 6.4 points and 3.1 rebounds in 22.5 minutes ... shot a career-best 45.7 percent (86 of 188) from the field ... scored in double figures in 10 games ... averaged a team-best 9.5 points to go with 5.2 rebounds during December ... shot 58.0 percent (29 of 50) from the field and 73.7 percent (14 of 19) from the foul line while averaging 8.4 points during February ... scored in double figures in five of the last eight games of the season ... posted a career-high 18 points on 5-of-8 shooting from the field and 7-of-8 shooting from the free-throw line at Houston (2/21) ... had 13 points on 6-of-8 shooting from the field against UCF (2/25) ... posted 10 points and seven rebounds against UConn (3/13) in the quarterfinals of the American Championship ... had eight points, including a three-pointer with 1:40 left to help seal the 62-54 win at No. 23 SMU (2/5) ... scored 15 points at NC State (12/30) ... named to The American Weekly Honor Roll after posting 14 points on 6-of-11 shooting from the field to go with six rebounds and two steals against Stony Brook (12/2).

2013-14 Season (R-Sophomore): Started all 34 games, averaging 6.8 points and 2.8 rebounds in 22.9 minutes ... ranked second on the team in field-goal shooting (45.4 percent), making 89 of 196 attempts ... shot a team-best 57.9 percent (11 of 19) in UC's three postseason games ... scored in double figures in 11 games ... poured in a season-high 15 points on 7-of-9 shooting to go with four rebounds and two assists at Temple (1/26) ... tallied 14 points, making 6 of 7 free throws against Chicago State (12/23) ... scored 13 points with a pair of three-pointers against Xavier (12/14) ... had 10 points with four rebounds and three steals at Memphis (1/4) ... handed out a career-best five assists against UMass Lowell (11/26) and UCF (1/23) ... contributed 10 points and season-best seven rebounds against Appalachian State (11/16).

2012-13 Season (R-Freshman): Played in 33 games as a reserve, averaging 3.0 points and 2.2 rebounds in 10.8 minutes ... played in all 18 BIG EAST games ... scored a season-high 12 points on 6-of-9 shooting to go with four rebounds in 23 minutes against Creighton (3/22) in the NCAA tournament second round ... posted 11 points to go with seven rebounds and three assists in 22 minutes against Maryland Eastern Shore (12/8) ... pulled down a season-high eight rebounds against Providence (3/13) in the second round of the BIG EAST Championship.

2011-12 Season: Redshirted.

SEASON & CAREER STATISTICS

2015-16 SEASON		CAREER
15 vs. Morgan State, 12/6/15	Pts	18 at Houston, 2/21/15
9 vs. Morgan State, 12/6/15	FG Atts	11 vs. Stony Brook, 12/2/14
7 vs. Morgan State, 12/6/15	FG Made	7, 2x (last vs. Morgan State, 12/6/15)
2, 3x (last vs. Morgan State, 12/6/15)	3PT-FG Atts	3 vs. Xavier, 12/14/13
2 vs. Nebraska, 11/27/15	3PT-FG Made	2 vs. Nebraska, 11/27/15
7 vs. Western Carolina, 11/13/15	FT Atts	8, 2x (last at Houston, 2/21/15)
4, 2x (last vs. Nebraska, 11/27/15)	FT Made	7, at Houston, 2/21/15
9 vs. Morgan State, 12/6/15	Rebs	9, 2x (last vs. Morgan State, 12/6/15)
4 vs. Morgan State, 12/6/15	Assts	5, 2x (last vs. UCF, 1/23/14)
5 vs. Robert Morris, 11/15/15	Stls	5 vs. Robert Morris, 11/15/15
2, 2x (last vs. Morgan State, 12/6/15)	Blks	2, 5x (last vs. Morgan State, 12/6/15)
27 vs. Morgan State, 12/6/15	Mins	38 at Houston, 2/21/15

MISCELLANEOUS STATISTICS

CATEGORY	2012-13	2013-14	2014-15	2015-16	CAREER
Double-Figure Scoring Games	2	11	10	4	27
Double-Figure Rebounding Games	0	0	0	0	0
Double-Double Games	0	0	0	0	0
20-Point Scoring Games	0	0	0	0	0
Games Led UC in Scoring	0	0	3	1	4
Games Led UC in Rebounding	0	1	1	0	2
Games Led UC in Assists	1	2	0	2	5
Games With 3+ Assists	2	3	1	2	8
Games With 3+ Blocks	0	0	0	0	0
Games With 3+ Steals	0	2	0	1	3
Games With 3+ Three-Pointers	0	0	0	0	0

Prior to Cincinnati: Played two seasons at NIA Prep in Newark, New Jersey, averaging 28 points and eight assists in 2010-2011 ... tabbed a four-star prospect by Rivals.com and Scout.com ... listed as the 81st-best player overall nationally by Rivals.com ... tabbed the 20th-best small forward in the country by Scout.com.

Personal: Born March 25, 1992 in Paterson, New Jersey ... son of Amanda Thomas and Joseph Carson ... has a brother, Isiah, and sister, Essence Carson, a forward/guard for the WNBA's New York Liberty ... nephew of long-time NBA veteran Tim Thomas ... right-handed.

CAREER STATISTICS

Season	gp-gs	min/avg	Total		3-Point		F-Throws		Rebounds				Scoring							
			fg-fga	pct	fg-fga	pct	ft-fta	pct	off	def	tot	avg	pf	fo	ast	to	blk	stl	pts	avg
2012-13	33-0	356/10.8	42-101	.416	3-8	.375	13-27	.481	30	41	71	2.2	22	0	16	19	6	17	100	3.0
2013-14	34-34	779/22.9	89-196	.454	5-19	.263	49-74	.662	37	57	94	2.8	55	1	32	36	12	29	232	6.8
2014-15	34-22	766/22.5	86-188	.457	6-18	.333	41-70	.586	39	66	105	3.1	53	0	19	49	17	20	219	6.4
2015-16	9-9	189/21.0	27-53	.509	4-9	.444	17-27	.630	17	25	42	4.7	18	0	17	12	6	8	75	8.3
TOTAL	110-65	2090/19.0	244-538	.454	18-54	.333	120-198	.606	123	189	312	2.8	148	1	84	116	41	74	626	5.7



#24 SHAQ THOMAS

FORWARD • 6-7 • 210 • R-SENIOR • 3L • PATERSON, N.J. (NIA PREP SCHOOL)

GAME-BY-GAME STATISTICS

2015-16 (SENIOR SEASON)

Opponent	Date	gs	min	Total		3-Pointers		Free throws		Rebounds					pts	avg					
				fg-fga	pct	3fg-fga	pct	ft-fa	pct	off	def	tot	avg	pf			a	to	blk	stl	
WESTERN CAROLINA	11/13/15	*	22	2-5	.400	0-0	.000	4-7	.571	2	3	5	5.0	3	3	0	0	8	8.0		
ROBERT MORRIS	11/18/15	*	18	6-8	.750	0-0	.000	2-4	.500	0	3	3	4.0	2	2	0	1	5	14	11.0	
at Bowling Green	11/18/15	*	20	4-7	.571	1-2	.500	1-2	.500	2	1	3	3.7	0	3	2	2	1	10	10.7	
ARKANSAS-PINE BLUFF	11/22/15	*	21	1-5	.200	0-1	.000	3-3	1.000	2	5	7	4.5	1	1	1	0	1	5	9.3	
SE LOUISIANA	11/24/15	*	16	1-3	.333	0-1	.000	0-0	.000	4	2	6	4.8	2	2	1	0	0	14	8.8	
vs Nebraska	11/27/15	*	26	4-8	.500	2-2	1.000	4-6	.667	1	3	4	4.7	3	0	2	0	0	14	8.8	
vs George Washington	11/28/15	*	19	0-3	.000	0-1	.000	2-2	1.000	3	0	3	4.4	4	2	0	0	0	2	7.9	
BUTLER	12/2/15	*	20	2-5	.400	0-0	.000	1-1	1.000	1	1	2	4.1	0	0	1	1	0	5	7.5	
MORGAN STATE	12/6/15	*	27	7-9	.778	1-2	.500	0-2	.000	2	7	9	4.7	3	4	2	2	1	15	8.3	
Totals			9	189	27-53	509	4-9	.444	17-27	.630	17	25	42	4.7	18	17	12	6	8	75	8.3

2013-14 (R-SOPHOMORE SEASON)

Opponent	Date	gs	min	Total		3-Pointers		Free throws		Rebounds					pts	avg					
				fg-fga	pct	3fg-fga	pct	ft-fa	pct	off	def	tot	avg	pf			a	to	blk	stl	
NORTH CAROLINA CENT	11/08/13	*	11	1-2	.500	0-0	.000	0-0	.000	2	3	5	5.0	2	0	3	0	0	2	2.0	
NC STATE	11/12/13	*	25	2-4	.500	0-0	.000	2-3	.667	2	0	2	3.5	2	0	1	1	1	6	4.0	
APPALACHIAN ST.	11/16/13	*	27	3-9	.333	0-0	.000	4-4	1.000	4	3	7	4.7	0	2	1	1	1	10	6.0	
CAMPBELL	11/20/13	*	27	4-7	.571	0-0	.000	0-1	.000	1	1	2	4.0	0	2	3	0	1	8	6.5	
UMASS LOWELL	11/26/13	*	24	3-7	.429	0-2	.000	1-2	.500	1	3	4	4.0	1	5	0	0	2	7	6.6	
KENNESAW ST.	11/29/13	*	21	5-7	.714	1-1	1.000	0-0	.000	0	2	2	3.7	1	2	0	0	2	11	7.3	
USC UPSTATE	12/03/13	*	20	1-4	.250	0-0	.000	2-2	1.000	1	1	2	3.4	2	0	0	3	4	6.9		
at New Mexico	12/07/13	*	16	0-2	.000	0-0	.000	0-0	.000	0	2	2	3.3	2	1	1	1	0	6.0		
vs Xavier	12/14/13	*	35	5-8	.625	2-3	.667	1-4	.250	1	0	1	3.0	1	1	1	1	1	13	6.8	
vs Pittsburgh	12/17/13	*	20	0-4	.000	0-0	.000	0-0	.000	1	1	2	2.9	2	0	1	0	0	6.1		
MIDDLE TENNESSEE	12/21/13	*	16	2-5	.400	0-1	.000	3-3	1.000	1	2	3	2.9	2	0	3	0	1	7	6.2	
CHICAGO STATE	12/23/13	*	20	4-8	.500	0-2	.000	6-7	.857	0	1	1	2.8	1	2	0	0	1	14	6.8	
NEBRASKA	12/28/13	*	17	1-4	.250	0-0	.000	1-2	.500	0	2	2	2.7	1	0	0	0	0	3	6.5	
SMU	1/1/14	*	27	2-4	.500	0-0	.000	6-8	.750	0	1	1	2.6	1	0	1	0	0	10	6.8	
at Memphis	1/4/14	*	30	4-9	.444	1-1	1.000	1-3	.333	3	1	4	2.7	2	0	0	1	3	10	7.0	
at Houston	1/7/14	*	22	0-5	.000	0-1	.000	0-0	.000	1	3	4	2.8	3	1	2	0	0	0	6.6	
RUTGERS	1/11/14	*	28	2-7	.286	1-2	.500	6-6	1.000	0	3	3	2.8	0	0	0	0	2	11	7.3	
TEMPLE	1/14/14	*	24	2-3	.667	0-0	.000	0-0	.000	2	2	4	2.8	2	3	1	0	0	4	6.7	
at USF	1/18/14	*	23	3-4	.750	0-0	.000	4-4	1.000	1	2	3	2.8	3	0	2	0	1	10	6.8	
UCF	1/23/14	*	17	2-6	.333	0-0	.000	2-4	.500	3	2	5	3.0	3	2	0	1	1	6	6.8	
at Temple	01/26/14	*	32	7-9	.778	0-1	.000	1-3	.333	1	4	5	3.0	5	2	1	0	1	15	7.2	
at Louisville	1/30/14	*	29	4-5	.800	0-1	.000	3-4	.750	2	4	6	3.1	3	2	0	0	1	11	7.4	
USF	2/2/14	*	23	1-6	.167	0-0	.000	0-0	.000	1	1	2	3.1	0	0	0	1	2	7.1		
UCONN	2/6/14	*	19	2-3	.667	0-0	.000	0-0	.000	0	1	1	3.0	1	0	0	0	0	4	7.0	
at SMU	02/08/14	*	24	2-5	.400	0-2	.000	1-2	.500	0	1	1	2.9	1	0	2	0	2	5	6.9	
HOUSTON	2/15/14	*	28	5-10	.500	0-1	.000	1-2	.500	1	1	2	2.9	2	1	1	0	1	11	7.1	
at UCF	2/19/14	*	24	4-8	.500	0-0	.000	0-0	.000	1	1	2	2.9	3	1	2	1	0	8	7.1	
LOUISVILLE	2/22/14	*	21	0-4	.000	0-0	.000	0-0	.000	0	0	0	2.8	1	1	1	0	1	0	6.9	
at UConn	3/1/14	*	25	3-7	.429	0-1	.000	2-6	.333	1	4	5	2.8	0	0	1	0	1	8	6.9	
MEMPHIS	03/06/14	*	22	2-6	.333	0-0	.000	0-0	.000	1	1	2	2.8	2	0	0	1	0	4	6.8	
at Rutgers	03/08/14	*	19	2-5	.400	0-0	.000	0-0	.000	0	2	2	2.8	2	0	1	1	1	4	6.7	
vs UCF	3/13/14	*	18	3-6	.500	0-0	.000	2-4	.500	1	1	2	2.8	1	0	1	0	0	8	6.8	
vs UConn	3/14/14	*	24	4-7	.571	0-0	.000	0-0	.000	4	1	5	2.8	1	2	1	0	1	0	8	6.8
vs Harvard	03/20/14	*	21	4-6	.667	0-0	.000	0-0	.000	0	1	1	2.8	2	0	1	2	1	8	6.8	
Totals			34	779	89-196	454	5-19	.263	49-74	.662	37	57	94	2.8	55	32	36	12	29	232	6.8

2014-15 (R-JUNIOR SEASON)

Opponent	Date	gs	min	Total		3-Pointers		Free throws		Rebounds					pts	avg				
				fg-fga	pct	3fg-fga	pct	ft-fa	pct	off	def	tot	avg	pf			a	to	blk	stl
SAINT FRANCIS	11/14/14	*	14	0-3	.000	0-1	.000	0-0	.000	0	3	3	3.0	1	0	4	0	0	0	0.0
MOREHEAD STATE	11/19/14	*	24	1-6	.167	0-2	.000	1-2	.500	2	2	4	3.5	4	3	1	2	3	1.5	
EASTERN ILLINOIS	11/23/14	*	26	4-8	.500	0-1	.000	1-2	.500	2	3	5	4.0	1	1	5	1	1	9	4.0
N.C. CENTRAL	11/25/14	*	19	0-1	.000	0-0	.000	1-2	.500	0	1	1	3.3	1	1	2	0	0	1	3.3
vs Middle Tennessee	11/28/14	*	8	3-3	1.000	0-0	.000	0-0	.000	1	2	3	3.2	0	0	1	1	0	6	3.8
vs Ole Miss	11/29/14	*	18	2-7	.286	0-1	.000	0-0	.000	3	1	4	3.3	1	0	0	0	0	4	3.8
STONY BROOK	12/02/14	*	30	6-11	.545	0-1	.000	2-2	1.000	3	3	6	3.7	1	1	0	0	2	14	5.3
at Nebraska	12/13/14	*	27	2-8	.250	0-0	.000	1-3	.333	1	7	8	4.3	0	0	1	0	1	5	5.3
SAN DIEGO STATE	12/17/14	*	25	2-6	.333	0-0	.000	3-4	.750	1	1	2	4.0	3	0	3	0	0	7	5.4
VCU	12/20/14	*	27	3-9	.333	0-0	.000	0-3	.000	5	4	9	4.5	1	0	2	1	0	6	5.5
WAGNER	12/23/14	*	23	3-6	.500	0-0	.000	4-7	.571	3	1	4	4.5	3	0	2	1	0	10	5.9
at NC State	12-30-14	*	28	5-10	.500	0-1	.000	5-6	.833	1	1	2	4.3	2	0	0	0	1	15	6.7
SMU	01/03/15	*	33	1-5	.200	0-0	.000	2-4	.500	2	3	5	4.3	0	1	3	1	0	4	6.5
EAST CAROLINA	01/06/15	*	9	3-4	.750	0-0	.000	0-0	.000	3	3	4	4.2	2	0	0	0	1	6	6.4
at UConn	1/10/15	*	27	3-5	.600	1-1	1.000	1-2	.500	1	3	4	4.2	3	1	3	2	2	8	6.5
at Memphis	1/15/15	*	14	0-2	.000	0-0	.000	0-0	.000	0	2	2	4.1	2	0	0	0	1	0	6.1
TEMPLE	01/17/15	*	13	2-4	.500	0-0	.000	0-0	.000	0	1	1	3.9	1	0	0	0	0	4	6.0
HOUSTON	01/21/15	19																		



#25 KEVIN JOHNSON

GUARD • 6-3 • 180 • JUNIOR • 2L • CINCINNATI, OHIO (SUMMIT COUNTRY DAY)

MOMENTS

- » Got hot from the perimeter, making four three-pointers against both Temple (1/17/15) and at Tulane (2/28/15)
- » Sank a pair of free throws with 11 seconds remaining to help secure a 61-60 road win at Houston (1/17/14)
- » Nailed a three-pointer with 36 seconds left to help send Cincinnati to a 61-58 win over UCF in 2014 American Championship quarterfinals.

2015-16 Season (Junior): Had nine points with a pair of threes against Butler (12/2) ... scored nine of his 11 points in the second half, including a key put back with four minutes left against George Washington (11/28) ... poured in 14 points with four three-pointers in 23 minutes vs. Robert Morris (11/15).

2014-15 Season (Sophomore): Started 24 of 34 games played, averaging 6.5 points, 1.4 rebounds, and 1.3 assists in 21.8 minutes ... ranked third on the team in scoring in January, averaging 8.3 points with a team-best 14 three-pointers ... scored in double figures in eight games and handed out three or more assists six times ... posted a season-high 15 points with a season-best four three-pointers at Tulane (2/28) ... had 14 points with a season-best four three-pointers against Temple (1/17) ... registered 13 points with a trio of three-pointers and four rebounds at UCF (1/25) ... recorded 12 points and a season-high five rebounds with two assists and two steals at Houston (2/21).

2013-14 Season (Freshman): Played in 33 games as a reserve, averaging 3.7 points and 1.0 rebounds in 10.2 minutes ... led the team in free-throw shooting (86.7 percent) making 26 of 30 attempts, including several in clutch situations ... made his last 19 free throws of the season ... made a pair of free-throws with 11 seconds left in UC's 61-60 win at Houston (1/7) ... hit a three-pointer with 36 seconds left to secure UC's win over UCF (3/13) in the quarterfinals of the AAC Championship ... scored a season-high 11 points on 4-of-6 shooting to go with four rebounds against Nebraska (12/28) ... posted 10 points with 5-of-6 free throws against Chicago State (12/23) ... tallied eight points with a pair of three-pointers and three assists at Rutgers (3/8).

Prior to Cincinnati: Averaged 21 points and five rebounds as a senior at Summit Country Day, helping the Sliver Knights to a 25-1 record and second-place regional finish ... guided his team to a 26-1 record and the school's first Division III state crown as a junior while averaging 14.1 points, 6.6 rebounds and 2.8 assists ... earned most valuable player award in 2012 state championship game ... tabbed co-player of the year as a junior and senior ... earned co-Mr. Basketball accolades as a senior ... selected a Top 150 prospect and Top 30 shooting guard by Rivals.com ... coached by Michael Bradley.

Personal: Born June 11, 1995 in Cincinnati, Ohio ... son of Katrice Rosser-Johnson and Kevin Johnson Sr. ... right-handed.

SEASON & CAREER STATISTICS

2015-16 SEASON		CAREER
14 vs. Robert Morris, 11/15/15	Pts	15 at Tulane, 2/28/15
14 vs. Robert Morris, 11/15/15	FG Atts	14 vs. Robert Morris, 11/15/15
5 vs. Robert Morris, 11/15/15	FG Made	5, 4x (last vs. Robert Morris, 11/15/15)
9 vs. Robert Morris, 11/15/15	3PT-FG Atts	9 vs. Robert Morris, 11/15/15
4 vs. Robert Morris, 11/15/15	3PT-FG Made	4, 3x (vs. Robert Morris, 11/15/15)
3 vs. Ark.-Pine Bluff, 11/22/15	FT Atts	6, 2x (last vs. Memphis, 3/8/15)
3 vs. Ark.-Pine Bluff, 11/22/15	FT Made	5, vs. Chicago State, 12/23/13
5 vs. Nebraska, 11/27/15	Rebs	5, 2x (last vs. Nebraska, 11/27/15)
3, 4x (last vs. Morgan State, 12/6/15)	Assts	3, 13x (last vs. Morgan State, 12/6/15)
2, 3x (last vs. Morgan State, 12/6/15)	Stls	4 vs. Wagner, 12/23/14
0	Blks	2 vs. Stony Brook, 12/2/14
25 vs. George Washington, 11/28/15	Mins	36 at Temple, 2/10/15

MISCELLANEOUS STATISTICS

CATEGORY	2013-14	2014-15	2015-16	CAREER
Double-Figure Scoring Games	2	8	3	13
Double-Figure Rebounding Games	0	0	0	0
Double-Double Games	0	0	0	0
20-Point Scoring Games	0	0	0	0
Games Led UC in Scoring	0	4	0	4
Games Led UC in Rebounding	0	0	0	0
Games Led UC in Assists	0	4	1	5
Games With 3+ Assists	3	6	4	13
Games With 3+ Blocks	0	0	0	0
Games With 3+ Steals	0	1	0	1
Games With 3+ Three-Pointers	0	5	1	6

CAREER STATISTICS

Season	gp-gs	min/avg	Total		3-Point		F-Throws		Rebounds				Scoring							
			fg-fga	pct	fg-fga	pct	ft-fta	pct	off	def	tot	avg	pf	fo	ast	to	blk	stl	pts	avg
2013-14	33-0	338/10.2	41-103	.398	15-48	.313	26-30	.867	14	19	33	1.0	42	0	21	17	3	13	123	3.7
2014-15	34-24	742/21.8	74-195	.379	43-123	.350	29-44	.659	6	40	46	1.4	68	0	45	54	4	28	220	6.5
2015-16	9-0	194/21.6	25-69	.362	14-44	.318	6-9	.667	10	8	18	2.0	17	0	20	9	0	9	70	7.8
TOTAL	76-24	1274/16.8	140-367	.381	72-215	.335	61-83	.735	30	67	97	1.3	127	0	86	80	7	50	413	5.4



#25 KEVIN JOHNSON

GUARD • 6-3 • 180 • JUNIOR • 2L • CINCINNATI, OHIO (SUMMIT COUNTRY DAY)

GAME-BY-GAME STATISTICS

2015-16 (JUNIOR SEASON)

Opponent	Date	gs	min	Total		3-Pointers		Free throws		Rebounds			pf	a	t/o	blk	stl	pts	avg	
				fg-fga	pct	3fg-fga	pct	ft-fa	pct	off	def	tot								avg
WESTERN CAROLINA	11/13/15	20	2-7	286	1-5	200	1-2	.500	0	1	1	1.0	2	3	0	0	0	6	6.0	
ROBERT MORRIS	11/15/15	23	5-14	357	4-9	444	0-0	.000	3	1	4	2.5	2	3	0	0	2	14	10.0	
at Bowling Green	11/18/15	20	3-8	375	2-6	333	0-0	.000	0	1	1	2.0	2	2	1	0	1	8	9.3	
ARKANSAS-PINE BLUFF	11/22/15	15	1-6	167	0-3	000	3-3	1.000	0	0	0	1.5	2	2	0	0	1	5	8.3	
SE LOUISIANA	11/24/15	18	1-7	143	1-4	250	0-0	.000	0	1	1	1.4	3	3	2	0	2	3	7.2	
vs Nebraska	11/27/15	25	1-5	200	1-3	333	1-2	.500	3	2	5	2.0	1	3	1	0	1	4	6.7	
vs George Washington	11/28/15	25	5-9	556	1-5	200	0-0	.000	2	0	2	2.0	1	0	0	0	0	11	7.3	
BUTLER	12/2/15	26	3-5	600	2-3	667	1-2	.500	0	1	1	1.9	3	1	2	0	0	9	7.5	
MORGAN STATE	12/6/15	22	4-8	500	2-6	333	0-0	.000	2	1	3	2.0	1	3	3	0	2	10	7.8	
Totals		0	194	25-69	362	14-44	318	6-9	.667	10	8	18	2.0	17	20	9	0	9	70	7.8

2014-15 (SOPHOMORE SEASON)

Opponent	Date	gs	min	Total		3-Pointers		Free throws		Rebounds			pf	a	t/o	blk	stl	pts	avg	
				fg-fga	pct	3fg-fga	pct	ft-fa	pct	off	def	tot								avg
SAINT FRANCIS	11/14/14	17	3-5	600	0-2	.000	1-2	.500	0	0	0	0.0	1	2	2	0	1	7	7.0	
MOREHEAD STATE	11/19/14	4	0-0	000	0-0	.000	0-0	.000	0	0	0	0.0	3	0	1	0	0	0	3.5	
EASTERN ILLINOIS	11/23/14	* 18	0-6	000	0-5	.000	2-3	.667	0	3	3	1.0	2	1	3	0	0	2	3.0	
N.C. CENTRAL	11/25/14	* 23	3-5	600	3-4	.750	0-0	.000	0	0	0	0.8	1	1	1	0	0	9	4.5	
vs Middle Tennessee	11/28/14	* 23	2-6	333	2-5	.400	0-0	.000	0	3	3	1.2	0	0	3	0	0	6	4.8	
vs Ole Miss	11/29/14	* 32	1-6	167	0-5	.000	0-0	.000	0	1	1	1.2	2	1	0	0	0	2	4.3	
STONY BROOK	12/02/14	* 25	4-6	667	2-2	1.000	2-5	.400	0	3	3	1.4	3	1	1	2	1	12	5.4	
at Nebraska	12/13/14	* 25	1-7	143	1-5	.200	0-0	.000	0	1	1	1.4	3	0	1	0	0	3	5.1	
SAN DIEGO STATE	12/17/14	* 21	2-3	667	1-2	.500	4-4	1.000	0	1	1	1.3	3	1	3	0	1	9	5.6	
VCU	12/20/14	* 17	1-3	333	0-2	.000	0-0	.000	0	0	0	1.2	1	0	3	0	0	2	5.2	
WAGNER	12/23/14	* 21	5-8	625	1-3	.333	0-0	.000	0	2	2	1.3	2	3	1	0	4	11	5.7	
at NC State	12-30-14	* 24	1-5	200	0-3	.000	0-0	.000	0	0	0	1.2	3	1	1	0	2	2	5.4	
SMU	01/03/15	* 16	1-3	333	1-3	.333	2-2	1.000	0	1	1	1.2	4	0	4	1	1	5	5.4	
EAST CAROLINA	01/06/15	* 21	5-9	556	2-4	.500	0-1	.000	0	1	1	1.1	0	0	1	0	1	12	5.9	
at UConn	1/10/15	* 25	1-8	125	0-4	.000	4-4	1.000	0	2	2	1.2	4	2	1	0	0	6	5.9	
at Memphis	1/15/15	* 25	2-5	400	1-4	.250	0-0	.000	0	0	0	1.1	1	1	3	1	0	2	5.8	
TEMPLE	01/17/15	* 31	5-7	714	4-5	.800	0-0	.000	1	1	2	1.2	2	1	0	0	2	14	6.3	
HOUSTON	01/21/15	* 20	1-5	200	1-3	.333	0-0	.000	0	1	1	1.2	3	2	0	0	1	3	6.1	
at UCF	01/25/15	* 23	3-9	333	3-7	.429	4-4	1.000	1	3	4	1.3	3	1	0	0	2	13	6.5	
UCONN	01/29/15	* 24	2-4	500	2-4	.500	2-4	.500	0	0	0	1.3	4	2	1	0	2	8	6.6	
at East Carolina	02/01/15	* 28	1-8	125	0-7	.000	0-0	.000	0	1	1	1.2	4	3	2	1	0	2	6.3	
at SMU	02/05/15	* 22	0-4	000	0-2	.000	0-0	.000	0	0	0	1.2	2	2	3	0	1	0	6.0	
USF	02/07/15	* 22	4-11	364	3-6	.500	0-0	.000	0	1	1	1.2	3	3	1	0	0	11	6.3	
at Temple	02/10/15	* 36	2-9	222	2-5	.400	0-2	.000	0	1	2	1.3	1	3	1	0	1	6	6.3	
TULANE	02/14/15	* 27	1-4	250	0-2	.000	0-0	.000	0	2	2	1.3	1	3	2	0	1	2	6.1	
XAVIER	02/18/15	* 14	1-4	250	0-2	.000	0-0	.000	0	1	1	1.3	1	0	2	0	1	2	5.9	
at Houston	2/21/15	31	4-8	500	2-4	.500	2-3	.667	0	5	5	1.4	2	2	4	0	2	12	6.1	
UCF	02/25/15	15	3-3	1000	2-2	1.000	0-0	.000	0	1	1	1.4	0	0	4	0	0	8	6.2	
at Tulane	02/28/15	21	5-8	625	4-6	.667	1-2	.500	1	1	2	1.4	4	2	0	0	1	15	6.5	
at Tulsa	03/04/15	15	3-7	429	1-4	.250	1-2	.500	2	0	2	1.4	1	1	1	0	0	8	6.6	
MEMPHIS	03/08/15	20	2-7	286	1-4	.250	4-6	.667	0	1	1	1.4	1	1	2	0	1	9	6.6	
vs UConn	3/13/15	15	1-4	250	1-1	1.000	0-0	.000	0	0	0	1.4	1	1	2	0	0	3	6.5	
vs Purdue	3/19/15	22	3-5	600	2-4	.500	0-0	.000	0	1	1	1.4	1	2	0	0	0	8	6.6	
vs Kentucky	3/21/15	19	1-3	333	1-2	.500	0-0	.000	0	1	1	1.4	1	0	2	0	0	3	6.5	
Totals		24	742	74-195	379	43-123	350	29-44	659	6	40	46	1.4	68	45	54	4	28	220	6.5

2013-14 (FRESHMAN SEASON)

Opponent	Date	gs	min	Total		3-Pointers		Free throws		Rebounds			pf	a	t/o	blk	stl	pts	avg
				fg-fga	pct	3fg-fga	pct	ft-fa	pct	off	def	tot							
NORTH CAROLINA CENT	11/08/13	9	0-5	000	0-2	.000	0-0	.000	2	0	2	2.0	1	0	0	0	0	0	0.0
NC STATE	11/12/13	5	0-3	000	0-1	.000	0-0	.000	0	0	0	1.0	2	0	1	0	0	0	0.0
APPALACHIAN ST.	11/16/13	17	1-5	200	0-1	.000	0-0	.000	1	1	2	1.3	1	0	0	0	0	2	0.7
CAMPBELL	11/20/13	19	2-6	333	0-3	.000	0-0	.000	0	0	0	1.0	3	0	1	1	1	4	1.5
UMASS LOWELL	11/26/13	15	3-7	429	0-3	.000	1-2	.500	0	1	1	1.0	2	1	0	0	0	7	2.6
KENNESAW ST.	11/29/13	11	2-4	500	0-1	.000	0-0	.000	2	1	3	1.3	4	2	0	0	0	4	2.8
USC UPSTATE	12/03/13	16	4-7	571	1-4	.250	0-0	.000	0	1	1	1.3	3	1	0	0	1	9	3.7
at New Mexico	12/07/13	15	2-4	500	1-1	1.000	0-1	.000	1	2	3	1.5	4	0	0	0	0	5	3.9
vs Xavier	12/14/13	22	2-4	500	1-3	.333	0-1	.000	0	0	0	1.3	0	1	0	0	0	5	4.0
vs Pittsburgh	12/17/13	3	0-0	000	0-0	.000	0-0	.000	0	1	1	1.3	1	0	0	0	1	0	3.6
MIDDLE TENNESSEE	12/21/13	12	1-1	1000	0-0	.000	3-3	1.000	0	0	0	1.2	3	1	0	1	0	1	5.3
CHICAGO STATE	12/23/13	19	2-10	200	1-6	.167	5-6	.833	1	1	2	1.3	2	2	2	0	0	10	4.3
NEBRASKA	12/28/13	16	4-6	667	1-2	.500	2-2	1.000	2	2	4	1.5	0	1	1	0	1	11	4.8
SMU	1/1/14	3	0-2	000	0-2	.000	0-0	.000	0	0	0	1.4	1	0	0	0	1	0	4.4
at Memphis	1/4/14	16	2-3	667	1-1	1.000	2-2	1.000	1	2	3	1.5	3	1	2	0	1	7	4.6
at Houston	1/7/14	9	0-4	000	0-1	.000	2-2	1.000	2	0	2	1.5	0	0	0	0	1	2	4.4
RUTGERS	1/11/14	11	1-4	250	0-2	.000	2-2	1.000	0	0	0	1.4	1	0	0	0	0	4	4.4
TEMPLE	1/14/14	9	1-2	500	1-1	1.000	2-2	1.000	1	0	1	1.4	1	0	2	0	0	5	4.4
at USF	1/18/14	5	0-0	000	0-0	.0													



#45 ZACK TOBLER

FORWARD • 6-5 • 240 • JUNIOR • 2L • FORT MITCHELL, KY. (COVINGTON CATHOLIC HIGH SCHOOL)

MOMENTS

- » The fan favorite walk-on scored his first career point, sinking a free throw against Stony Brook (12/2/14)
- » Netted his first career field goal in the closing moments against East Carolina (1/6/15)

2015-16 Season (Junior): Scored a career-high five points on 5-of-6 shooting from the foul line to go with a career-high two rebounds in four minutes against Arkansas-Pine Bluff (11/22) ... saw three minutes of action and handed out his first career assist vs. Robert Morris (11/15) ... played two minutes and scored only the second basket of his career in the season opener (11/13).

2014-15 Season (Sophomore): Played in eight games as a reserve walk-on, averaging 0.4 points and 0.1 rebounds in 1.4 minutes ... made his first career field goal against East Carolina (1/6) ... scored his first career point from the foul line against Stony Brook (12/2).

2013-14 Season (Freshman): Played in eight games as a reserve walk-on, averaging 0.0 points and 0.3 rebounds in 1.6 minutes ... saw action in win over UCF (1/23) ... missed a three-point attempt against Chicago State (12/23) ... pulled down a rebound against Middle Tennessee (12/21) ... grabbed a rebound in his first career game against Appalachian State (11/16).

Prior to Cincinnati: Averaged 14 points and eight rebounds as a senior at Covington Catholic High School, helping the Colonels to a 27-7 record, the district championship and second-place region finish ... scored 36 points in a game his junior season - the fourth most in school history for a single game ... coached in basketball by Scott Ruthsatz ... played goalie on the school's lacrosse team his junior and senior seasons.

Personal: Born Oct. 22, 1994 in Fort Mitchell, Kentucky. ... son of Liz and Matt Tobler ... has one brother, Jordan and one sister, Lauren ... right-handed.

SEASON & CAREER STATISTICS

2015-16 SEASON		CAREER	
5 vs. Ark.-Pine Bluff, 11/22/15	Pts	5 vs. Ark.-Pine Bluff, 11/22/15	
1, 3x (last vs. Ark.-Pine Bluff, 11/22/15)	FG Atts	1, 9x (last vs. Ark.-Pine Bluff, 11/22/15)	
1 vs. Western Carolina, 11/13/15	FG Made	1, 2x (last vs. Western Carolina, 11/13/15)	
0	3PT-FG Atts	1, 3x (last vs. Houston, 1/21/15)	
0	3PT-FG Made	0	
6 vs. Ark.-Pine Bluff, 11/22/15	FT Atts	6 vs. Ark.-Pine Bluff, 11/22/15	
5 vs. Ark.-Pine Bluff, 11/22/15	FT Made	5 vs. Ark.-Pine Bluff, 11/22/15	
2 vs. Ark.-Pine Bluff, 11/22/15	Rebs	2 vs. Ark.-Pine Bluff, 11/22/15	
1 vs. Robert Morris, 11/15/15	Assts	1 vs. Robert Morris, 11/15/15	
0	Stls	0	
0	Blks	0	
4 vs. Ark.-Pine Bluff, 11/22/15	Mins	4, 2x (last vs. Ark.-Pine Bluff, 11/22/15)	

MISCELLANEOUS STATISTICS

CATEGORY	2013-14	2014-15	2015-16	CAREER
Double-Figure Scoring Games	0	0	0	0
Double-Figure Rebounding Games	0	0	0	0
Double-Double Games	0	0	0	0
20-Point Scoring Games	0	0	0	0
Games Led UC in Scoring	0	0	0	0
Games Led UC in Rebounding	0	0	0	0
Games Led UC in Assists	0	0	0	0
Games With 3+ Assists	0	0	0	0
Games With 3+ Blocks	0	0	0	0
Games With 3+ Steals	0	0	0	0
Games With 3+ Three-Pointers	0	0	0	0

GAME-BY-GAME STATISTICS

2015-16 (JUNIOR SEASON)

Opponent	Date	gs	min	Total		3-Pointers		Free throws		Rebounds			pf	a	tlo	blk	stl	pts	avg
				fg-fga	pct	3fg-fga	pct	ft-fga	pct	off	def	tot							
WESTERN CAROLINA	11/13/15	2	1-1	1.000	0-0	.000	0-0	.000	0	0	0	0.0	1	0	1	0	0	2	2.0
ROBERT MORRIS	11/15/15	3	0-1	.000	0-0	.000	0-2	.000	1	0	1	0.5	0	1	0	0	0	0	1.0
ARKANSAS-PINE BLUFF	11/22/15	4	0-1	.000	0-0	.000	5-6	.833	2	0	2	1.0	0	0	0	0	0	5	2.3
Totals		9	1-3	.333	0-0	.000	5-8	.625	3	0	3	1.0	1	1	1	0	0	7	2.3

2014-15 (SOPHOMORE SEASON)

Opponent	Date	gs	min	Total		3-Pointers		Free throws		Rebounds			pf	a	tlo	blk	stl	pts	avg
				fg-fga	pct	3fg-fga	pct	ft-fga	pct	off	def	tot							
vs Middle Tennessee	11/28/14	1	0-0	.000	0-0	.000	0-0	.000	0	0	0	0.0	0	0	0	0	0	0	0.0
STONY BROOK	12/02/14	1	0-0	.000	0-0	.000	1-2	.500	0	0	0	0.0	0	0	0	0	0	1	0.5
WAGNER	12/23/14	2	0-1	.000	0-0	.000	0-0	.000	0	0	0	0.0	1	0	1	0	0	0	0.3
EAST CAROLINA	01/06/15	1	1-1	1.000	0-0	.000	0-1	.000	0	0	0	0.0	0	0	0	0	0	2	0.8
TEMPLE	01/17/15	2	0-1	.000	0-1	.000	0-2	.000	0	0	0	0.0	0	0	0	0	0	0	0.6
HOUSTON	01/21/15	1	0-1	.000	0-1	.000	0-0	.000	0	0	0	0.0	1	0	1	0	0	0	0.5
UCF	02/25/15	2	0-0	.000	0-0	.000	0-0	.000	0	1	1	0.1	0	0	0	0	0	0	0.4
at Tulane	02/28/15	1	0-1	.000	0-0	.000	0-0	.000	0	0	0	0.1	0	0	0	0	0	0	0.4
Totals		11	1-5	.200	0-2	.000	1-5	.200	0	1	1	0.1	2	0	1	0	0	3	0.4

2013-14 (FRESHMAN SEASON)

Opponent	Date	gs	min	Total		3-Pointers		Free throws		Rebounds			pf	a	tlo	blk	stl	pts	avg
				fg-fga	pct	3fg-fga	pct	ft-fga	pct	off	def	tot							
APPALACHIAN ST.	11/16/13	2	0-0	.000	0-0	.000	0-0	.000	0	1	1	1.0	0	0	0	0	0	0	0.0
UMASS LOWELL	11/26/13	1	0-0	.000	0-0	.000	0-0	.000	0	0	0	0.5	0	0	0	0	0	0	0.0
KENNESAW ST.	11/29/13	1	0-1	.000	0-0	.000	0-0	.000	0	0	0	0.3	1	0	0	0	0	0	0.0
USC UPSTATE	12/03/13	4	0-1	.000	0-1	.000	0-0	.000	0	0	0	0.3	0	0	0	0	0	0	0.0
vs Xavier	12/14/13	1	0-0	.000	0-0	.000	0-0	.000	0	0	0	0.2	0	0	0	0	0	0	0.0
MIDDLE TENNESSEE	12/21/13	2	0-1	.000	0-0	.000	0-0	.000	1	0	1	0.3	0	0	0	0	0	0	0.0
CHICAGO STATE	12/23/13	1	0-1	.000	0-1	.000	0-0	.000	0	0	0	0.3	0	0	0	0	0	0	0.0
UCF	1/23/14	1	0-0	.000	0-0	.000	0-0	.000	0	0	0	0.3	0	0	0	0	0	0	0.0
Totals		13	0-4	.000	0-2	.000	0-0	.000	1	1	2	0.3	1	0	0	0	0	0	0.0

CAREER STATISTICS

Season	gp-gs	min/avg	Total		3-Point		F-Throws		Rebounds				Scoring							
			fg-fga	pct	fg-fga	pct	ft-fga	pct	off	def	tot	avg	pf	fo	ast	to	blk	stl	pts	avg
2013-14	8-0	13/1.6	0-4	.000	0-2	.000	0-0	.000	1	1	2	0.3	1	0	0	0	0	0	0	0.0
2014-15	8-0	11/1.4	1-5	.200	0-2	.000	1-5	.200	0	1	1	0.1	2	0	0	1	0	0	3	0.4
2015-16	3-0	9/3.0	1-3	.333	0-0	.000	5-8	.625	3	0	3	1.0	1	0	1	1	0	0	7	2.3
TOTAL	19-0	33/1.7	2-12	.167	0-4	.000	6-13	.462	4	2	6	0.3	4	0	1	2	0	0	10	0.5

2015-16 CINCINNATI BASKETBALL • GAME 10 • SKYLINE CHILI CROSTOWN SHOOTOUT VS. XAVIER

GAME 1 • NOV. 13, 2015
WESTERN CAROLINA (72) AT CINCINNATI (97)
FIFTH THIRD ARENA (CINCINNATI, OHIO)

Western Carolina 72 • 0-1

#	Player	Total			3-Ptr			Rebounds			PF	TP	A	TO	Blk	Stl	Min
		FG-FGA	FG-FGA	FT-FTA	FG-FGA	FG-FGA	FT-FTA	Off	Def	Tot							
04	Torrion Brummitt	f	4-10	0-1	1-2	1	3	4	5	9	0	2	1	1	1	16	
23	Justin Browning	f	3-7	0-3	0-0	0	3	3	5	6	2	1	0	2	25		
02	Mike Brown	g	8-22	3-11	4-4	2	2	4	1	23	4	3	2	2	35		
05	Devin Peterson	g	2-7	1-3	0-0	2	0	2	2	5	2	2	0	0	29		
13	Deriece Parks	g	1-7	0-5	1-2	2	1	3	1	3	1	0	0	1	18		
01	Elijah Pughley	g	5-8	5-7	3-4	0	1	1	0	18	1	3	0	0	15		
11	Haboubacar Mutombo	g	0-4	0-2	0-0	1	0	1	0	0	0	0	0	0	12		
12	Marc Gosselin	g	1-2	0-0	0-0	4	2	6	1	2	1	0	0	1	20		
22	Jesse Deloach	g	1-1	0-0	0-0	0	0	0	0	2	0	0	0	0	9		
24	Ashley Williams	g	1-2	0-0	2-2	0	0	0	1	4	1	0	1	1	16		
41	Charlendez Brooks	g	0-0	0-0	0-0	0	0	0	3	0	1	0	0	0	5		
Team						1	2	3									
Totals			26-70	9-32	11-14	13	14	27	20	72	13	11	4	8	200		

FG % 1st Half: 8-35 22.9% 2nd half: 18-35 51.4% Game: 26-70 37.1%
3FG % 1st Half: 2-15 13.3% 2nd half: 7-17 41.2% Game: 9-32 28.1%
FT % 1st Half: 4-6 66.7% 2nd half: 7-8 87.5% Game: 11-14 78.6%

Cincinnati 97 • 1-0

#	Player	Total			3-Ptr			Rebounds			PF	TP	A	TO	Blk	Stl	Min
		FG-FGA	FG-FGA	FT-FTA	FG-FGA	FG-FGA	FT-FTA	Off	Def	Tot							
02	ELLIS, Octavius	f	8-11	0-0	1-2	4	6	10	2	17	1	3	2	4	24		
11	CLARK, Gary	f	9-10	0-1	3-3	2	6	8	2	21	2	1	3	0	28		
24	THOMAS, Shaq	f	2-5	0-0	4-7	2	3	5	3	8	3	3	0	0	22		
10	CAUPAIN, Troy	g	2-2	0-0	2-4	0	3	3	0	6	3	3	0	2	27		
21	COBB, Farad	g	3-6	3-3	2-2	0	1	1	0	11	2	1	1	0	20		
00	MOORE, Quadri	g	0-0	0-0	0-0	1	0	1	0	0	1	2	0	0	9		
01	EVANS, Jacob	g	2-7	1-3	2-2	1	4	5	1	7	3	0	1	1	22		
03	JENIFER, Justin	g	3-5	1-2	0-0	0	3	3	2	7	0	3	0	0	13		
22	DeBERRY, Coreontae	g	4-5	0-0	4-5	1	3	4	2	12	1	0	0	1	13		
25	JOHNSON, Kevin	g	2-7	1-5	1-2	0	1	1	2	6	3	0	0	0	20		
45	TOBLER, Zack	g	1-1	0-0	0-0	0	0	0	1	2	0	1	0	0	2		
Team						0	2	2									
Totals			36-59	6-14	19-27	11	32	43	15	97	19	17	7	8	200		

FG % 1st Half: 16-26 61.5% 2nd half: 20-33 60.6% Game: 36-59 61.0%
3FG % 1st Half: 5-8 62.5% 2nd half: 1-6 16.7% Game: 6-14 42.9%
FT % 1st Half: 5-7 71.4% 2nd half: 14-20 70.0% Game: 19-27 70.4%

Officials: Doug Simrons, Jose Carrion, Tommy Short
Technical fouls: Western Carolina-Justin Browning, Cincinnati-None.
Attendance: 7213

Score by periods	1st	2nd	Total
Western Carolina	22	50	72
Cincinnati	42	55	97

	In	Off	2nd	Fast	Bench
Points WCU	26	16	10	4	26
CIN	54	21	20	15	34

Last FG - WCU 2nd-02:11, CIN 2nd-01:11.
Largest lead - WCU None, CIN by 30 2nd-12:23.
Score tied - 1 time.
Lead changed - 0 times.

GAME 2 • NOV. 15, 2015
ROBERT MORRIS (44) AT CINCINNATI (106)
FIFTH THIRD ARENA (CINCINNATI, OHIO)

Robert Morris 44 • 0-2

#	Player	Total			3-Ptr			Rebounds			PF	TP	A	TO	Blk	Stl	Min
		FG-FGA	FG-FGA	FT-FTA	FG-FGA	FG-FGA	FT-FTA	Off	Def	Tot							
05	MINNIE, Elijah	f	0-4	0-2	0-0	0	5	5	2	0	5	0	2	5	0	32	
33	FREDERICK, Andre	f	1-2	0-0	0-0	1	0	1	3	2	0	0	1	1	18		
03	STEWART, Kavon	g	0-2	0-1	1-2	0	0	0	4	1	2	3	0	2	19		
11	PRYOR, Rodney	g	4-15	2-8	7-7	2	1	3	3	17	0	4	0	0	27		
23	McCONNELL, Matty	g	1-3	1-3	0-0	0	1	1	0	3	1	0	0	0	8		
01	STILL, Isaiah	g	4-8	2-5	1-2	0	5	5	2	11	1	3	0	0	31		
02	WHITLEY, Steven	g	0-3	0-1	1-2	0	0	0	2	1	4	0	1	1	14		
10	LESTER, Jordan	g	1-2	0-0	3-4	0	2	2	1	5	1	3	0	2	21		
20	GILES, Billy	g	0-2	0-0	0-0	0	3	3	0	0	2	0	1	1	14		
24	TATE, Aaron	g	2-6	0-0	0-0	2	1	3	0	4	0	1	0	0	16		
Team						1	0	1									
Totals			13-47	5-20	13-17	6	18	24	20	44	8	29	1	7	200		

FG % 1st Half: 8-24 33.3% 2nd half: 5-23 21.7% Game: 13-47 27.7%
3FG % 1st Half: 2-11 18.2% 2nd half: 3-9 33.3% Game: 5-20 25.0%
FT % 1st Half: 7-9 77.8% 2nd half: 6-8 75.0% Game: 13-17 76.5%

Cincinnati 106 • 2-0

#	Player	Total			3-Ptr			Rebounds			PF	TP	A	TO	Blk	Stl	Min
		FG-FGA	FG-FGA	FT-FTA	FG-FGA	FG-FGA	FT-FTA	Off	Def	Tot							
02	ELLIS, Octavius	f	4-5	0-0	2-3	0	3	3	2	10	0	1	3	1	19		
11	CLARK, Gary	f	2-5	0-0	0-0	4	3	7	1	4	3	2	2	1	24		
24	THOMAS, Shaq	f	6-8	0-0	2-4	0	3	3	2	14	2	0	1	5	18		
10	CAUPAIN, Troy	g	1-3	1-3	3-4	0	2	2	2	6	9	1	0	3	24		
21	COBB, Farad	g	6-9	3-6	0-0	0	1	1	1	15	2	1	0	0	17		
00	MOORE, Quadri	g	5-7	0-1	0-0	2	4	4	1	10	2	0	1	1	14		
01	EVANS, Jacob	g	3-8	2-4	2-2	3	4	7	1	10	2	0	0	3	22		
03	JENIFER, Justin	g	2-2	1-1	6-6	0	2	2	1	11	9	1	0	1	16		
22	DeBERRY, Coreontae	g	4-9	0-0	4-5	2	6	8	1	12	1	2	2	1	20		
25	JOHNSON, Kevin	g	5-14	4-9	0-0	3	1	4	2	14	3	0	0	2	23		
45	TOBLER, Zack	g	0-1	0-0	0-2	1	0	1	0	1	0	1	0	0	3		
Team						1	1	2									
Totals			38-71	11-24	19-26	16	28	44	14	106	32	11	8	18	200		

FG % 1st Half: 16-33 48.5% 2nd half: 22-38 57.9% Game: 38-71 53.5%
3FG % 1st Half: 7-14 50.0% 2nd half: 4-10 40.0% Game: 11-24 45.8%
FT % 1st Half: 12-15 80.0% 2nd half: 7-11 63.6% Game: 19-26 73.1%

Officials: Joe DeRosa, Bert Smith, Isaac Barnett
Technical fouls: Robert Morris-None, Cincinnati-None.
Attendance: 6292

Score by periods	1st	2nd	Total
Robert Morris	25	19	44
Cincinnati	51	55	106

	In	Off	2nd	Fast	Bench
Points RMU	14	10	4	10	21
CIN	52	36	13	22	57

Last FG - RMU 2nd-00:12, CIN 2nd-00:22.
Largest lead - RMU by 1 1st-17:17, CIN by 67 2nd-01:53.
Score tied - 2 times.
Lead changed - 4 times.

GAME 3 • NOV. 18, 2015
CINCINNATI (83) AT BOWLING GREEN (50)
STROH CENTER (BOWLING GREEN, OHIO)

Cincinnati 83 • 3-0

#	Player	Total			3-Ptr			Rebounds			PF	TP	A	TO	Blk	Stl	Min
		FG-FGA	FG-FGA	FT-FTA	FG-FGA	FG-FGA	FT-FTA	Off	Def	Tot							
02	ELLIS, Octavius	f	2-6	0-0	0-1	3	6	9	4	4	0	1	0	0	21		
11	CLARK, Gary	f	3-4	0-0	1-2	2	8	10	3	7	2	1	2	2	24		
24	THOMAS, Shaq	f	4-7	1-2	1-2	2	1	3	0	10	3	2	2	1	20		
10	CAUPAIN, Troy	g	3-7	1-4	0-0	0	4	4	4	7	4	1	0	2	18		
21	COBB, Farad	g	7-14	6-11	0-0	0	2	2	2	20	1	2	0	1	22		
00	MOORE, Quadri	g	1-2	0-1	1-2	0	1	1	1	3	0	0	1	0	13		
01	EVANS, Jacob	g	3-7	2-3	2-2	2	1	3	0	10	1	0	2	2	21		
03	JENIFER, Justin	g	3-6	1-3	0-2	0	1	1	1	7	2	1	0	3	19		
22	DeBERRY, Coreontae	g	2-5	0-0	3-5	2	10	12	1	7	0	1	2	0	22		
25	JOHNSON, Kevin	g	3-8	2-6	0-0	0	1	1	2	8	2	1	0	1	20		
Team						0	3	3									
Totals			31-66	13-30	8-16	11	38	49	18	83	15	10	8	12	200		

FG % 1st Half: 11-25 44.0% 2nd half: 20-41 48.8% Game: 31-66 47.0%
3FG % 1st Half: 6-13 46.2% 2nd half: 7-17 41.2% Game: 13-30 43.3%
FT % 1st Half: 7-13 53.8% 2nd half: 1-3 33.3% Game: 8-16 50.0%

Bowling Green 50 • 1-1

#	Player	Total			3-Ptr			Rebounds			PF	TP	A	TO	Blk	Stl	Min
		FG-FGA	FG-FGA	FT-FTA	FG-FGA	FG-FGA	FT-FTA	Off	Def	Tot							
0																	

2015-16 CINCINNATI BASKETBALL • GAME 10 • SKYLINE CHILI CROSTOWN SHOOTOUT VS. XAVIER

GAME 5 • NOV. 24, 2015 • BARCLAYS CENTER CLASSIC
SE LOUISIANA (49) AT 24/24 CINCINNATI (64)
FIFTH THIRD ARENA (CINCINNATI, OHIO)

SE Louisiana 49 • 1-4

#	Player	Total		3-Ptr		Rebounds			PF	TP	A	TO	Blk	Stl	Min
		FG-FGA	FG-FGA	FT-FTA	Off	Def	Tot								
23	Currington, James	f	4-7	0-0	0-0	6	2	8	4	8	0	2	1	1	30
00	Veal, Marlain	g	0-2	0-0	2-2	0	1	1	1	2	1	1	0	1	10
03	Filmore, Joshua	g	4-12	4-11	0-0	0	3	3	1	12	0	1	0	1	33
10	Jackson, Zay	g	6-13	2-4	1-1	2	3	5	2	15	4	6	1	2	39
11	Charleston, Keith	g	1-3	0-0	0-0	0	4	4	4	2	1	4	0	0	30
01	Capps, Jordan	g	0-0	0-0	0-0	0	0	0	1	0	0	0	1	0	4
02	Cook, Dimi	g	1-7	0-0	0-0	2	1	3	2	2	0	0	0	0	19
05	Hawkins, Mike	g	0-1	0-1	0-0	0	0	0	0	0	0	0	0	0	6
13	Greenwood, Mo	g	1-3	0-0	1-1	0	1	1	3	3	0	1	1	0	18
33	Grievies, Daniel	g	2-3	1-2	0-1	0	2	2	0	5	0	1	0	0	11
	Team					0	1	1							
	Totals		19-51	7-18	4-5	10	18	28	18	49	6	15	4	5	200

FG % 1st Half: 8-25 32.0% 2nd half: 11-26 42.3% Game: 19-51 37.3%
3FG % 1st Half: 5-12 41.7% 2nd half: 2-6 33.3% Game: 7-18 38.9%
FT % 1st Half: 1-2 50.0% 2nd half: 3-3 100.0% Game: 4-5 80.0%

Cincinnati 64 • 5-0

#	Player	Total		3-Ptr		Rebounds			PF	TP	A	TO	Blk	Stl	Min
		FG-FGA	FG-FGA	FT-FTA	Off	Def	Tot								
02	ELLIS, Octavius	f	2-6	0-0	2-2	3	6	9	4	6	2	1	0	1	21
11	CLARK, Gary	f	4-8	1-1	3-5	5	3	8	1	12	0	0	2	1	37
24	THOMAS, Shaq	f	1-3	0-1	0-0	4	2	6	2	2	2	1	0	0	16
10	CAUPAIN, Troy	g	5-11	2-7	3-5	0	2	2	0	15	4	0	1	2	34
21	COBB, Farad	g	1-4	0-2	0-0	1	1	2	2	2	3	2	0	2	25
00	MOORE, Quadri	g	0-2	0-1	0-0	0	0	0	0	0	0	0	0	0	6
01	EVANS, Jacob	g	4-8	3-6	4-4	1	5	6	1	15	1	2	0	0	21
03	JENIFER, Justin	g	1-1	1-1	0-0	0	0	0	0	3	1	1	0	0	7
22	DeBERRY, Coreontae	g	3-4	0-0	0-1	0	2	2	1	6	0	2	0	0	15
25	JOHNSON, Kevin	g	1-7	1-4	0-0	0	1	1	3	3	3	2	0	2	18
	Team					2	0	2							
	Totals		22-54	8-23	12-17	16	22	38	14	64	16	11	3	8	200

FG % 1st Half: 10-29 34.5% 2nd half: 12-25 48.0% Game: 22-54 40.7%
3FG % 1st Half: 2-11 18.2% 2nd half: 6-12 50.0% Game: 8-23 34.8%
FT % 1st Half: 8-12 66.7% 2nd half: 4-5 80.0% Game: 12-17 70.6%

Officials: Steve Olson, Antonio Petty, Clarence Armstrong
Technical fouls: SE Louisiana-None. Cincinnati-None.
Attendance: 6824

Score by periods	1st	2nd	Total
SE Louisiana	22	27	49
Cincinnati	30	34	64

	In	Off	2nd	Fast	Bench
Points	Paint	T/O	Chance	Break	
SLU	18	16	8	0	10
CIN	22	20	11	9	27

Last FG - SLU 2nd-00:05, CIN 2nd-00:11.
Largest lead - SLU by 1 1st-18:42, CIN by 18 2nd-00:11.

Score tied - 2 times.
Lead changed - 4 times.

GAME 6 • NOV. 27, 2015 • BARCLAYS CENTER CLASSIC - SEMIFINALS
NEBRASKA (61) VS. 24/24 CINCINNATI (65)
BARCLAYS CENTER (BROOKLYN, N.Y.)

Nebraska 61 • 4-2

#	Player	Total		3-Ptr		Rebounds			PF	TP	A	TO	Blk	Stl	Min
		FG-FGA	FG-FGA	FT-FTA	Off	Def	Tot								
24	Hammond, Jake	f	3-4	0-0	1-1	0	0	0	3	7	0	0	1	0	18
31	Shields, Shavon	f	6-9	0-1	2-3	0	2	2	5	14	1	4	0	0	20
00	Webster, Tai	g	7-12	2-3	5-5	3	5	8	2	21	3	1	0	0	29
03	White III, Andrew	g	2-10	2-5	2-2	1	4	5	0	8	1	4	2	1	28
32	Parker, Benny	g	0-2	0-2	0-0	0	3	3	3	0	1	1	0	3	30
05	Watson Jr., Glynn	g	2-9	1-2	0-0	0	2	2	0	5	3	0	0	3	25
10	McVeigh, Jack	g	2-5	2-3	0-0	1	2	3	2	6	2	1	0	2	26
12	Jacobson, Michael	g	0-0	0-0	0-0	0	0	0	1	0	0	0	0	0	5
23	Fuller, Nick	g	0-0	0-0	0-0	0	0	0	0	0	0	0	0	0	1
30	Morrow Jr., Ed	g	0-1	0-0	0-0	0	3	3	4	0	1	1	1	0	18
	Team					2	1	3							
	Totals		22-52	7-16	10-11	7	22	29	20	61	12	12	4	9	200

FG % 1st Half: 10-24 41.7% 2nd half: 12-28 42.9% Game: 22-52 42.3%
3FG % 1st Half: 4-7 57.1% 2nd half: 3-9 33.3% Game: 7-16 43.8%
FT % 1st Half: 1-2 50.0% 2nd half: 9-9 100.0% Game: 10-11 90.9%

Cincinnati 65 • 6-0

#	Player	Total		3-Ptr		Rebounds			PF	TP	A	TO	Blk	Stl	Min
		FG-FGA	FG-FGA	FT-FTA	Off	Def	Tot								
02	ELLIS, Octavius	f	4-9	0-0	4-8	7	2	9	2	12	2	3	2	0	24
11	CLARK, Gary	f	2-6	0-0	2-2	2	2	4	2	6	2	2	0	1	30
24	THOMAS, Shaq	f	4-8	2-2	4-6	1	3	4	3	14	0	2	0	0	26
10	CAUPAIN, Troy	g	5-11	4-8	3-4	0	3	3	2	17	1	0	1	0	29
21	COBB, Farad	g	1-6	0-1	0-0	0	2	2	0	2	1	0	0	1	16
00	MOORE, Quadri	g	1-1	0-0	0-0	0	0	0	0	2	0	0	0	1	4
01	EVANS, Jacob	g	1-3	0-2	2-2	0	7	7	1	4	4	1	0	0	19
03	JENIFER, Justin	g	0-2	0-1	0-0	0	0	0	0	1	0	2	1	0	11
22	DeBERRY, Coreontae	g	2-3	0-0	0-0	1	1	2	1	4	0	1	0	1	16
25	JOHNSON, Kevin	g	1-5	1-3	1-2	3	2	5	1	4	3	1	0	1	25
	Team					2	1	3							
	Totals		21-54	7-17	16-24	16	23	39	13	65	15	11	3	5	200

FG % 1st Half: 10-30 33.3% 2nd half: 11-24 45.8% Game: 21-54 38.9%
3FG % 1st Half: 4-8 50.0% 2nd half: 3-9 33.3% Game: 7-17 41.2%
FT % 1st Half: 1-4 25.0% 2nd half: 15-20 75.0% Game: 16-24 66.7%

Officials: Roger Ayers, Brent Hampton, Brian O'Connell
Technical fouls: Nebraska-None. Cincinnati-None.
Attendance: 4127

Barclays Center Classic Presented by Honda

Score by periods	1st	2nd	Total
Nebraska	25	36	61
Cincinnati	25	40	65

	In	Off	2nd	Fast	Bench
Points	Paint	T/O	Chance	Break	
NEB	26	14	6	6	11
CIN	26	9	22	2	14

Last FG - NEB 2nd-00:09, CIN 2nd-03:09.
Largest lead - NEB by 6 1st-07:59, CIN by 8 2nd-03:09.

Score tied - 6 times.
Lead changed - 10 times.

GAME 7 • NOV. 28, 2015 • BARCLAYS CENTER CLASSIC - FINALS
GEORGE WASHINGTON (56) VS. 24/24 CINCINNATI (61)
BARCLAYS CENTER (BROOKLYN, N.Y.)

George Washington 56 • 6-1

#	Player	Total		3-Ptr		Rebounds			PF	TP	A	TO	Blk	Stl	Min
		FG-FGA	FG-FGA	FT-FTA	Off	Def	Tot								
12	WATANABE, Yuta	f	3-8	2-5	0-0	1	0	1	0	8	3	0	0	0	29
13	GARINO, Patricio	f	6-12	3-4	0-0	1	3	4	3	15	2	3	0	2	32
11	LARSEN, Kevin	f	0-4	0-1	1-2	3	4	7	4	1	4	2	0	2	32
34	CAVANAUGH, Tyler	f	5-12	1-2	2-2	2	4	6	3	13	0	2	0	0	27
22	McDONALD, Joe	g	4-7	3-5	0-0	0	2	2	3	11	1	1	0	1	34
01	MITOLA, Alex	g	1-2	1-1	0-0	0	2	2	1	3	2	0	0	0	14
03	JORGENSEN, Paul	g	0-5	0-1	0-0	0	2	2	0	0	0	2	0	0	17
04	SWAN, Anthony	g	0-0	0-0	0-0	0	2	2	1	0	0	0	0	0	5
14	ROLAND, Jordan	g	0-1	0-0	0-0	0	0	0	0	0	0	0	0	0	2
30	HART, Matt	g	2-5	1-3	0-0	0	1	1	1	5	0	0	0	0	8
	Team					2	2	4							
	Totals		21-56	11-22	3-4	9	22	31	16	56	12	11	0	5	200

FG % 1st Half: 11-27 40.7% 2nd half: 10-29 34.5% Game: 21-56 37.5%
3FG % 1st Half: 8-11 72.7% 2nd half: 3-11 27.3% Game: 11-22 50.0%
FT % 1st Half: 0-0 0.0% 2nd half: 3-4 75.0% Game: 3-4 75.0%

Cincinnati 61 • 7-0

#	Player	Total		3-Ptr		Rebounds			PF	TP	A	TO	Blk	Stl	Min
		FG-FGA	FG-FGA	FT-FTA	Off	Def	Tot								
02	ELLIS, Octavius	f	3-4	0-0	3-4	1	6	7	0	9	0	2	0	0	29
11	CLARK, Gary	f	3-4	0-0	0-0	3	8	11	4	6	2	2	1	3	27
24	THOMAS, Shaq	f	0-3	0-1	2-2	3	0	3	4	2	2				

2015-16 CINCINNATI BASKETBALL • GAME 10 • SKYLINE CHILI CROSSTOWN SHOOTOUT VS. XAVIER

GAME 9 • DEC. 6, 2015
MORGAN STATE (66) VS. CINCINNATI (87)
FIFTH THIRD ARENA (CINCINNATI, OHIO)

Morgan State 66 • 2-6

##	Player	Total	3-Ptr		Rebounds			PF	TP	A	TO	Blk	Stl	Min	
			FG-FGA	FG-FGA	FT-FTA	Off	Def								Tot
21	THOMAS, Kyle	f	6-12	5-8	0-0	0	1	1	3	17	0	2	0	1	26
22	CARR, Phillip	f	2-6	1-1	0-0	3	2	5	4	5	1	0	2	0	23
34	BLOSSOM, Cedric	f	6-13	1-1	3-6	2	7	9	1	16	0	1	0	2	34
01	PRETLOW, Donte	g	5-11	1-2	1-2	4	1	5	0	12	4	5	0	1	33
32	CAMERON, Martez	g	0-2	0-0	0-0	0	3	3	1	0	5	2	0	0	25
03	SIMPSON, Rasean		4-11	0-0	2-5	4	3	7	1	10	1	1	0	1	26
11	VAUGHAN, Clive		3-10	0-4	0-0	2	5	7	1	6	0	0	0	0	27
12	REDMOND, Jamar		0-0	0-0	0-0	0	0	0	1	0	0	0	0	0	1
13	STREETER, Tyler		0-2	0-1	0-0	0	0	0	1	0	0	0	0	0	5
Team						0	0	0	1		1				
Totals			26-67	8-17	6-13	15	22	37	14	66	11	12	2	5	200

FG % 1st Half: 10-33 30.3% 2nd half: 16-34 47.1% Game: 26-67 38.8% Deadball Rebounds 4
 3FG % 1st Half: 3-6 50.0% 2nd half: 5-11 45.5% Game: 8-17 47.1%
 FT % 1st Half: 4-9 44.4% 2nd half: 2-4 50.0% Game: 6-13 46.2%

Cincinnati 87 • 8-1

##	Player	Total	3-Ptr		Rebounds			PF	TP	A	TO	Blk	Stl	Min	
			FG-FGA	FG-FGA	FT-FTA	Off	Def								Tot
02	ELLIS, Octavius	f	6-7	0-0	1-2	1	4	5	1	13	1	2	2	1	21
11	CLARK, Gary	f	4-6	1-2	4-5	8	6	14	2	13	5	0	2	1	28
24	THOMAS, Shaq	f	7-9	1-2	0-2	2	7	9	3	15	4	2	2	1	27
10	CAUPAIN, Troy	g	3-14	0-8	0-0	0	5	5	0	6	5	0	0	0	34
21	COBB, Farad	g	4-14	2-9	1-2	0	1	1	1	11	3	2	0	2	28
00	MOORE, Quadri		1-4	0-0	0-0	2	2	4	1	2	1	1	0	0	9
01	EVANS, Jacob		0-0	0-0	0-0	0	0	0	0	0	0	0	0	0	2
03	JENIFER, Justin		2-6	0-2	2-3	0	0	0	2	6	3	0	0	2	13
22	DeBERRY, Coreontae		4-5	0-0	3-4	5	2	7	3	11	0	0	0	0	16
25	JOHNSON, Kevin		4-8	2-6	0-0	2	1	3	1	10	3	3	0	2	22
Team						0	1	1							
Totals			35-73	6-29	11-18	20	29	49	14	87	25	10	6	9	200

FG % 1st Half: 21-40 52.5% 2nd half: 14-33 42.4% Game: 35-73 47.9% Deadball Rebounds 3
 3FG % 1st Half: 3-14 21.4% 2nd half: 3-15 20.0% Game: 6-29 20.7%
 FT % 1st Half: 6-10 60.0% 2nd half: 5-8 62.5% Game: 11-18 61.1%

Officials: Mike Stuart, Olandis Poole, Mark Schur
 Technical fouls: Morgan State-TEAM, Cincinnati-None.
 Attendance: 6126

Score by periods	1st	2nd	Total
Morgan State	27	39	66
Cincinnati	51	36	87

Points	In	Off	2nd	Fast	Bench
	Paint	T/O	Chance	Break	
MSUM	28	14	17	9	16
CIN	50	23	26	11	29

Last FG - MSUM 2nd-00:52, CIN 2nd-00:28.
 Largest lead - MSUM None, CIN by 26 2nd-05:36.

Score tied - 1 time.
 Lead changed - 0 times.

GAME 10 • DEC. 12, 2015 • SKYLINE CHILI CROSSTOWN SHOOTOUT
23/22 CINCINNATI AT NO. 12/13 XAVIER
CINTAS CENTER (CINCINNATI, OHIO)

GAME 11 • DEC. 15, 2015
NORFOLK STATE VS. CINCINNATI
FIFTH THIRD ARENA (CINCINNATI, OHIO)

GAME 12 • DEC. 19, 2015
CINCINNATI AT VCU
STUART C. SIEGEL CENTER (RICHMOND, VA.)



2015-16 Cincinnati Basketball
 Cincinnati Combined Team Statistics (as of Dec 07, 2015)
All games



RECORD:	OVERALL	HOME	AWAY	NEUTRAL
ALL GAMES	8-1	5-1	1-0	2-0
CONFERENCE	0-0	0-0	0-0	0-0
NON-CONFERENCE	8-1	5-1	1-0	2-0

#	Player	gp-gs	min	avg	Total		3-Point		F-Throw		Rebounds				pf	dq	a	to	blk	stl	pts	avg
					fg-fga	fg%	3fg-fga	3fg%	ft-fa	ft%	off	def	tot	avg								
02	ELLIS, Octavius	9-9	208	23.1	35-56	.625	0-0	.000	29-46	.630	24	45	69	7.7	20	0	9	19	14	9	99	11.0
21	COBB, Farad	9-9	197	21.9	36-82	.439	21-48	.438	5-6	.833	2	10	12	1.3	7	0	15	10	1	10	98	10.9
10	CAUPAIN, Troy	9-9	253	28.1	30-74	.405	13-43	.302	19-26	.731	0	25	25	2.8	12	0	38	10	3	12	92	10.2
11	CLARK, Gary	9-9	239	26.6	33-51	.647	3-5	.600	19-27	.704	31	43	74	8.2	23	0	20	11	14	11	88	9.8
24	THOMAS, Shaq	9-9	189	21.0	27-53	.509	4-9	.444	17-27	.630	17	25	42	4.7	18	0	17	12	6	8	75	8.3
01	EVANS, Jacob	9-0	174	19.3	21-58	.362	13-34	.382	16-18	.889	8	30	38	4.2	7	0	16	6	5	7	71	7.9
25	JOHNSON, Kevin	9-0	194	21.6	25-69	.362	14-44	.318	6-9	.667	10	8	18	2.0	17	0	20	9	0	9	70	7.8
22	DeBERRY, Coreontae	9-0	150	16.7	22-40	.550	0-0	.000	22-33	.667	13	34	47	5.2	13	0	2	7	12	7	66	7.3
03	JENIFER, Justin	9-0	110	12.2	14-31	.452	6-16	.375	9-13	.692	0	9	9	1.0	11	0	21	11	0	9	43	4.8
00	MOORE, Quadri	8-0	77	9.6	11-23	.478	0-3	.000	7-10	.700	9	9	18	2.3	5	0	2	9	1	5	29	3.6
45	TOBLER, Zack	3-0	9	3.0	1-3	.333	0-0	.000	5-8	.625	3	0	3	1.0	1	0	1	1	0	0	7	2.3
Team											7	16	23		1		1					
Total.....		9	1800		255-540	.472	74-202	.366	154-223	.691	124	254	378	42.0	135	0	161	106	56	87	738	82.0
Opponents.....		9	1800		190-526	.361	66-186	.355	80-114	.702	96	190	286	31.8	180	-	95	142	24	56	526	58.4

TEAM STATISTICS	CIN	OPP	Date	Opponent	Score	Att.
SCORING	738	526	11/13/15	WESTERN CAROLINA	w 97-72	7213
Points per game	82.0	58.4	11/15/15	ROBERT MORRIS	w 106-44	6292
Scoring margin	+23.6	-	11/18/15	at Bowling Green	w 83-50	3411
FIELD GOALS-ATT	255-540	190-526	11/22/15	ARKANSAS-PINE BLUFF	w 99-50	6083
Field goal pct	.472	.361	11/24/15	SE LOUISIANA	w 64-49	6824
3 POINT FG-ATT	74-202	66-186	11/27/15	vs Nebraska	w 65-61	4127
3-point FG pct	.366	.355	11/28/15	vs George Washington	w 61-56	4203
3-pt FG made per game	8.2	7.3	12/2/15	BUTLER	L 76-78	11125
FREE THROWS-ATT	154-223	80-114	12/6/15	MORGAN STATE	w 87-66	6126
Free throw pct	.691	.702				
F-Throws made per game	17.1	8.9				
REBOUNDS	378	286				
Rebounds per game	42.0	31.8				
Rebounding margin	+10.2	-				
ASSISTS	161	95				
Assists per game	17.9	10.6				
TURNOVERS	106	142				
Turnovers per game	11.8	15.8				
Turnover margin	+4.0	-				
Assist/turnover ratio	1.5	0.7				
STEALS	87	56				
Steals per game	9.7	6.2				
BLOCKS	56	24				
Blocks per game	6.2	2.7				
ATTENDANCE	43663	11741				
Home games-Avg/Game	6-7277	1-3411				
Neutral site-Avg/Game	-	2-4165				

* = Conference game

Score by Periods	1st	2nd	Totals
Cincinnati	333	405	738
Opponents	225	301	526



2015-16 Cincinnati Basketball
Cincinnati Team Game-by-Game Comparison (as of Dec 07, 2015)
All games



Opponent	1st	2nd	Score	Mar	Total FG	FG Pct	3-Pointers	3FG Pct	Free Throws	FT Pct	Rebounds	Assist	T/Over	Block	Steal	Fouls
WESTERN CAROLINA	42/22	55/50	97-72	+25	36-59/26-70	.610/.371	6-14/9-32	.429/.281	19-27/11-14	.704/.786	43/27 +16	19/13	17/11	7/4	8/8	15/20
ROBERT MORRIS	51/25	55/19	106-44	+62	38-71/13-47	.535/.277	11-24/5-20	.458/.250	19-26/13-17	.731/.765	44/24 +20	32/8	11/29	8/1	18/7	14/20
Bowling Green	35/31	48/19	83-50	+33	31-66/17-58	.470/.293	13-30/7-25	.433/.280	8-16/9-17	.500/.529	49/38 +11	15/10	10/16	8/2	12/6	18/16
ARKANSAS-PINE BLUFF	39/15	60/35	99-50	+49	25-60/19-61	.417/.311	8-22/5-17	.364/.294	41-59/7-11	.695/.636	45/42 +3	16/12	10/30	6/4	19/4	16/37
SE LOUISIANA	30/22	34/27	64-49	+15	22-54/19-51	.407/.373	8-23/7-18	.348/.389	12-17/4-5	.706/.800	38/28 +10	16/6	11/15	3/4	8/5	14/18
Nebraska	25/25	40/36	65-61	+4	21-54/22-52	.389/.423	7-17/7-16	.412/.438	16-24/10-11	.667/.909	39/29 +10	15/12	11/12	3/4	5/9	13/20
George Washington	27/30	34/26	61-56	+5	22-53/21-56	.415/.375	7-22/11-22	.318/.500	10-12/3-4	.833/.750	38/31 +7	8/12	12/11	5/0	6/5	13/16
BUTLER	33/28	43/50	76-78	(2)	25-50/27-64	.500/.422	8-21/7-19	.381/.368	18-24/17-22	.750/.773	33/30 +3	15/11	14/6	10/3	2/7	18/19
MORGAN STATE	51/27	36/39	87-66	+21	35-73/26-67	.479/.388	6-29/8-17	.207/.471	11-18/6-13	.611/.462	49/37 +12	25/11	10/12	6/2	9/5	14/14

Note: Game totals are displayed in the format TEAM/OPPONENT for each category



2015-16 Cincinnati Basketball
Cincinnati Game-by-Game Highs (as of Dec 07, 2015)
All games



Opponent	Date	Score	Points	Rebounds	Assists	Steals	Blocked shots
WESTERN CAROLINA	11/13/15	97-72	21-CLARK, Gary	10-ELLIS, Octavius	3-JOHNSON, Kevin CAUPAIN, Troy EVANS, Jacob THOMAS, Shaq	4-ELLIS, Octavius	3-CLARK, Gary
ROBERT MORRIS	11/15/15	106-44	15-COBB, Farad	8-DeBERRY, Coreont	9-JENIFER, Justin CAUPAIN, Troy	5-THOMAS, Shaq	3-ELLIS, Octavius
at Bowling Green	11/18/15	83-50	20-COBB, Farad	12-DeBERRY, Coreon	4-CAUPAIN, Troy	3-JENIFER, Justin	2-DeBERRY, Coreont EVANS, Jacob THOMAS, Shaq
ARKANSAS-PINE BLUFF	11/22/15	99-50	20-COBB, Farad	8-MOORE, Quadri	4-CAUPAIN, Troy	4-COBB, Farad	2-ELLIS, Octavius DeBERRY, Coreont
SE LOUISIANA	11/24/15	64-49	15-EVANS, Jacob CAUPAIN, Troy	9-ELLIS, Octavius	4-CAUPAIN, Troy	2-CAUPAIN, Troy COBB, Farad JOHNSON, Kevin	2-CLARK, Gary
vs Nebraska	11/27/15	65-61	17-CAUPAIN, Troy	9-ELLIS, Octavius	4-EVANS, Jacob	1-MOORE, Quadri CLARK, Gary DeBERRY, Coreont JOHNSON, Kevin COBB, Farad	2-ELLIS, Octavius
vs George Washington	11/28/15	61-56	16-CAUPAIN, Troy	11-CLARK, Gary	2-THOMAS, Shaq CAUPAIN, Troy CLARK, Gary	3-CLARK, Gary	2-DeBERRY, Coreont
BUTLER	12/2/15	76-78	16-ELLIS, Octavius EVANS, Jacob	12-ELLIS, Octavius	6-CAUPAIN, Troy	1-CLARK, Gary JENIFER, Justin	4-DeBERRY, Coreont
MORGAN STATE	12/6/15	87-66	15-THOMAS, Shaq	14-CLARK, Gary	5-CAUPAIN, Troy CLARK, Gary	2-COBB, Farad JENIFER, Justin JOHNSON, Kevin	2-THOMAS, Shaq ELLIS, Octavius CLARK, Gary



2015-16 Cincinnati Basketball
Cincinnati Points-Rebounds-Assists (as of Dec 07, 2015)
All games



Opponent	Date	Score		00	01	02	03	10	11	21
				MOORE,QUAD	EVANS,JACO	ELLIS,OCTA	JENIFER,JU	CAUPAIN,TR	CLARK,GARY	COBB,FARAD
WESTERN CAROLINA	11/13/15	97-72	w	0-1-1	7-5-3	17-10-1	7-3-0	6-3-3	21-8-2	11-1-2
ROBERT MORRIS	11/15/15	106-44	w	10-4-0	10-7-2	10-3-0	11-2-9	6-2-9	4-7-3	15-1-2
at Bowling Green	11/18/15	83-50	w	3-1-0	10-3-1	4-9-0	7-1-2	7-4-4	7-10-2	20-2-1
ARKANSAS-PINE BLUFF	11/22/15	99-50	w	10-8-0	6-4-0	12-5-1	8-1-2	7-1-4	10-6-3	20-2-3
SE LOUISIANA	11/24/15	64-49	w	0-0-0	15-6-1	6-9-2	3-0-1	15-2-4	12-8-0	2-2-3
vs Nebraska	11/27/15	65-61	w	2-0-0	4-7-4	12-9-2	0-0-2	17-3-1	6-4-2	2-2-1
vs George Washington	11/28/15	61-56	w	2-0-0	3-2-1	9-7-0	0-2-1	16-2-2	6-11-2	11-1-0
BUTLER	12/2/15	76-78	L	DNP	16-4-4	16-12-2	1-0-1	12-3-6	9-6-1	6-0-0
MORGAN STATE	12/6/15	87-66	w	2-4-1	0-0-0	13-5-1	6-0-3	6-5-5	13-14-5	11-1-3

Opponent	Date	Score		22	24	25	45
				DEBERRY,CO	THOMAS,SHA	JOHNSON,KE	TOBLER,ZAC
WESTERN CAROLINA	11/13/15	97-72	w	12-4-1	8-5-3	6-1-3	2-0-0
ROBERT MORRIS	11/15/15	106-44	w	12-8-1	14-3-2	14-4-3	0-1-1
at Bowling Green	11/18/15	83-50	w	7-12-0	10-3-3	8-1-2	DNP
ARKANSAS-PINE BLUFF	11/22/15	99-50	w	11-5-0	5-7-1	5-0-2	5-2-0
SE LOUISIANA	11/24/15	64-49	w	6-2-0	2-6-2	3-1-3	DNP
vs Nebraska	11/27/15	65-61	w	4-2-0	14-4-0	4-5-3	DNP
vs George Washington	11/28/15	61-56	w	1-4-0	2-3-2	11-2-0	DNP
BUTLER	12/2/15	76-78	L	2-3-0	5-2-0	9-1-1	DNP
MORGAN STATE	12/6/15	87-66	w	11-7-0	15-9-4	10-3-3	DNP



2015-16 Cincinnati Basketball
Cincinnati Season/Career Statistics (as of Dec 07, 2015)
All games



SEASON STATISTICS

CAREER STATISTICS

SUMMARY	gp-gs	min/g	fg%	3fg%	ft%	r/g	a/g	stl	blk	pts/g	gp-gs	min/g	fg%	3fg%	ft%	r/g	a/g	stl	blk	pts/g
ELLIS, Octavius	9-9	23.1	.625	.000	.630	7.7	1.0	9	14	11.0	46-43	26.3	.568	.000	.676	6.9	1.2	39	83	9.6
COBB, Farad	9-9	21.9	.439	.438	.833	1.3	1.7	10	1	10.9	43-18	23.7	.396	.357	.796	2.3	1.5	43	5	9.0
CAUPAIN, Troy	9-9	28.1	.405	.302	.731	2.8	4.2	12	3	10.2	77-42	25.5	.418	.356	.779	2.9	3.1	84	11	7.8
CLARK, Gary	9-9	26.6	.647	.600	.704	8.2	2.2	11	14	9.8	43-43	27.5	.548	.300	.646	7.4	1.8	46	59	8.2
THOMAS, Shaq	9-9	21.0	.509	.444	.630	4.7	1.9	8	6	8.3	110-65	19.0	.454	.333	.606	2.8	0.8	74	41	5.7
EVANS, Jacob	9-0	19.3	.362	.382	.889	4.2	1.8	7	5	7.9	9-0	19.3	.362	.382	.889	4.2	1.8	7	5	7.9
JOHNSON, Kevin	9-0	21.6	.362	.318	.667	2.0	2.2	9	0	7.8	76-24	16.8	.381	.335	.735	1.3	1.1	50	7	5.4
DeBERRY, Coreontae	9-0	16.7	.550	.000	.667	5.2	0.2	7	12	7.3	43-0	11.9	.547	.000	.633	2.8	0.1	9	45	4.9
JENIFER, Justin	9-0	12.2	.452	.375	.692	1.0	2.3	9	0	4.8	9-0	12.2	.452	.375	.692	1.0	2.3	9	0	4.8
MOORE, Quadri	8-0	9.6	.478	.000	.700	2.3	0.3	5	1	3.6	34-0	8.5	.405	.235	.720	1.4	0.2	12	5	2.5
TOBLER, Zack	3-0	3.0	.333	.000	.625	1.0	0.3	0	0	2.3	19-0	1.7	.167	.000	.462	0.3	0.1	0	0	0.5

SCORING	fg-fga	fg%	3fg-fga	3fg%	ft-fita	ft%	pts	pts/g	fg-fga	fg%	3fg-fga	3fg%	ft-fita	ft%	pts	pts/g
ELLIS, Octavius	35-56	.625	0-0	.000	29-46	.630	99	11.0	159-280	.568	0-1	.000	125-185	.676	443	9.6
COBB, Farad	36-82	.439	21-48	.438	5-6	.833	98	10.9	135-341	.396	74-207	.357	43-54	.796	387	9.0
CAUPAIN, Troy	30-74	.405	13-43	.302	19-26	.731	92	10.2	191-457	.418	63-177	.356	159-204	.779	604	7.8
CLARK, Gary	33-51	.647	3-5	.600	19-27	.704	88	9.8	143-261	.548	3-10	.300	64-99	.646	353	8.2
THOMAS, Shaq	27-53	.509	4-9	.444	17-27	.630	75	8.3	244-538	.454	18-54	.333	120-198	.606	626	5.7
EVANS, Jacob	21-58	.362	13-34	.382	16-18	.889	71	7.9	21-58	.362	13-34	.382	16-18	.889	71	7.9
JOHNSON, Kevin	25-69	.362	14-44	.318	6-9	.667	70	7.8	140-367	.381	72-215	.335	61-83	.735	413	5.4
DeBERRY, Coreontae	22-40	.550	0-0	.000	22-33	.667	66	7.3	76-139	.547	0-0	.000	57-90	.633	209	4.9
JENIFER, Justin	14-31	.452	6-16	.375	9-13	.692	43	4.8	14-31	.452	6-16	.375	9-13	.692	43	4.8
MOORE, Quadri	11-23	.478	0-3	.000	7-10	.700	29	3.6	32-79	.405	4-17	.235	18-25	.720	86	2.5
TOBLER, Zack	1-3	.333	0-0	.000	5-8	.625	7	2.3	2-12	.167	0-4	.000	6-13	.462	10	0.5

TOTALS	o-reb	d-reb	t-reb	pf	fo	ast	to	a/to	o-reb	d-reb	t-reb	pf	fo	ast	to	a/to
ELLIS, Octavius	24	45	69	20	0	9	19	0.5	118	201	319	111	3	54	98	0.6
COBB, Farad	2	10	12	7	0	15	10	1.5	20	77	97	43	0	64	47	1.4
CAUPAIN, Troy	0	25	25	12	0	38	10	3.8	30	196	226	111	1	235	124	1.9
CLARK, Gary	31	43	74	23	0	20	11	1.8	125	195	320	77	0	77	49	1.6
THOMAS, Shaq	17	25	42	18	0	17	12	1.4	123	189	312	148	1	84	116	0.7
EVANS, Jacob	8	30	38	7	0	16	6	2.7	8	30	38	7	0	16	6	2.7
JOHNSON, Kevin	10	8	18	17	0	20	9	2.2	30	67	97	127	0	86	80	1.1
DeBERRY, Coreontae	13	34	47	13	0	2	7	0.3	38	81	119	65	0	5	31	0.2
JENIFER, Justin	0	9	9	11	0	21	11	1.9	0	9	9	11	0	21	11	1.9
MOORE, Quadri	9	9	18	5	0	2	9	0.2	15	31	46	31	1	8	28	0.3
TOBLER, Zack	3	0	3	1	0	1	1	1.0	4	2	6	4	0	1	2	0.5



2015-16 Cincinnati Basketball
Cincinnati Team High/Low Analysis (as of Dec 07, 2015)
All games



Cincinnati - TEAM GAME HIGHS

POINTS	106	ROBERT MORRIS (11/15/15)
	99	ARKANSAS-PINE BLUFF (11/22/15)
	97	WESTERN CAROLINA (11/13/15)
	87	MORGAN STATE (12/6/15)
	83	at Bowling Green (11/18/15)
FIELD GOALS MADE	38	ROBERT MORRIS (11/15/15)
	36	WESTERN CAROLINA (11/13/15)
FIELD GOAL ATTEMPTS	73	MORGAN STATE (12/6/15)
	71	ROBERT MORRIS (11/15/15)
FIELD GOAL PERCENTAGE	.610 (36-59)	WESTERN CAROLINA (11/13/15)
	.535 (38-71)	ROBERT MORRIS (11/15/15)
3 PT FIELD GOALS MADE	13	at Bowling Green (11/18/15)
	11	ROBERT MORRIS (11/15/15)
3 PT FG ATTEMPTS	30	at Bowling Green (11/18/15)
	29	MORGAN STATE (12/6/15)
3 PT FG PERCENTAGE	.458 (11-24)	ROBERT MORRIS (11/15/15)
	.433 (13-30)	at Bowling Green (11/18/15)
FREE THROWS MADE	41	ARKANSAS-PINE BLUFF (11/22/15)
	19	ROBERT MORRIS (11/15/15)
	19	WESTERN CAROLINA (11/13/15)
FREE THROW ATTEMPTS	59	ARKANSAS-PINE BLUFF (11/22/15)
	27	WESTERN CAROLINA (11/13/15)
FREE THROW PERCENTAGE	.833 (10-12)	vs George Washington (11/28/15)
	.750 (18-24)	BUTLER (12/2/15)
REBOUNDS	49	MORGAN STATE (12/6/15)
	49	at Bowling Green (11/18/15)
ASSISTS	32	ROBERT MORRIS (11/15/15)
	25	MORGAN STATE (12/6/15)
STEALS	19	ARKANSAS-PINE BLUFF (11/22/15)
	18	ROBERT MORRIS (11/15/15)
BLOCKED SHOTS	10	BUTLER (12/2/15)
	8	at Bowling Green (11/18/15)
	8	ROBERT MORRIS (11/15/15)
TURNOVERS	17	WESTERN CAROLINA (11/13/15)
	14	BUTLER (12/2/15)
FOULS	18	BUTLER (12/2/15)
	18	at Bowling Green (11/18/15)



2015-16 Cincinnati Basketball
Cincinnati High/Low Analysis (as of Dec 07, 2015)
All games



Opponent - GAME HIGHS

POINTS	78	BUTLER (12/2/15)
	72	WESTERN CAROLINA (11/13/15)
	66	MORGAN STATE (12/6/15)
	61	vs Nebraska (11/27/15)
	56	vs George Washington (11/28/15)
FIELD GOALS MADE	27	BUTLER (12/2/15)
	26	MORGAN STATE (12/6/15)
	26	WESTERN CAROLINA (11/13/15)
FIELD GOAL ATTEMPTS	70	WESTERN CAROLINA (11/13/15)
	67	MORGAN STATE (12/6/15)
FIELD GOAL PERCENTAGE	.423 (22-52)	vs Nebraska (11/27/15)
	.422 (27-64)	BUTLER (12/2/15)
3 PT FIELD GOALS MADE	11	vs George Washington (11/28/15)
	9	WESTERN CAROLINA (11/13/15)
3 PT FG ATTEMPTS	32	WESTERN CAROLINA (11/13/15)
	25	at Bowling Green (11/18/15)
3 PT FG PERCENTAGE	.500 (11-22)	vs George Washington (11/28/15)
	.471 (8-17)	MORGAN STATE (12/6/15)
FREE THROWS MADE	17	BUTLER (12/2/15)
	13	ROBERT MORRIS (11/15/15)
FREE THROW ATTEMPTS	22	BUTLER (12/2/15)
	17	at Bowling Green (11/18/15)
	17	ROBERT MORRIS (11/15/15)
FREE THROW PERCENTAGE	.909 (10-11)	vs Nebraska (11/27/15)
	.800 (4-5)	SE LOUISIANA (11/24/15)
REBOUNDS	42	ARKANSAS-PINE BLUFF (11/22/15)
	38	at Bowling Green (11/18/15)
ASSISTS	13	WESTERN CAROLINA (11/13/15)
	12	vs George Washington (11/28/15)
	12	vs Nebraska (11/27/15)
	12	ARKANSAS-PINE BLUFF (11/22/15)
STEALS	9	vs Nebraska (11/27/15)
	8	WESTERN CAROLINA (11/13/15)
BLOCKED SHOTS	4	vs Nebraska (11/27/15)
	4	SE LOUISIANA (11/24/15)
	4	ARKANSAS-PINE BLUFF (11/22/15)
	4	WESTERN CAROLINA (11/13/15)
TURNOVERS	30	ARKANSAS-PINE BLUFF (11/22/15)
	29	ROBERT MORRIS (11/15/15)
FOULS	37	ARKANSAS-PINE BLUFF (11/22/15)
	20	vs Nebraska (11/27/15)
	20	ROBERT MORRIS (11/15/15)
	20	WESTERN CAROLINA (11/13/15)



2015-16 Cincinnati Basketball
Cincinnati High/Low Analysis (as of Dec 07, 2015)
All games



Cincinnati - GAME LOWS

POINTS	61	vs George Washington (11/28/15)
	64	SE LOUISIANA (11/24/15)
	65	vs Nebraska (11/27/15)
	76	BUTLER (12/2/15)
	83	at Bowling Green (11/18/15)
FIELD GOALS MADE	21	vs Nebraska (11/27/15)
	22	SE LOUISIANA (11/24/15)
	22	vs George Washington (11/28/15)
FIELD GOAL ATTEMPTS	50	BUTLER (12/2/15)
	53	vs George Washington (11/28/15)
FIELD GOAL PERCENTAGE	.389 (21-54)	vs Nebraska (11/27/15)
	.407 (22-54)	SE LOUISIANA (11/24/15)
3 PT FIELD GOALS MADE	6	WESTERN CAROLINA (11/13/15)
	6	MORGAN STATE (12/6/15)
3 PT FG ATTEMPTS	14	WESTERN CAROLINA (11/13/15)
	17	vs Nebraska (11/27/15)
3 PT FG PERCENTAGE	.207 (6-29)	MORGAN STATE (12/6/15)
	.318 (7-22)	vs George Washington (11/28/15)
FREE THROWS MADE	8	at Bowling Green (11/18/15)
	10	vs George Washington (11/28/15)
FREE THROW ATTEMPTS	12	vs George Washington (11/28/15)
	16	at Bowling Green (11/18/15)
FREE THROW PERCENTAGE	.500 (8-16)	at Bowling Green (11/18/15)
	.611 (11-18)	MORGAN STATE (12/6/15)
REBOUNDS	33	BUTLER (12/2/15)
	38	SE LOUISIANA (11/24/15)
	38	vs George Washington (11/28/15)
ASSISTS	8	vs George Washington (11/28/15)
	15	at Bowling Green (11/18/15)
	15	vs Nebraska (11/27/15)
	15	BUTLER (12/2/15)
STEALS	2	BUTLER (12/2/15)
	5	vs Nebraska (11/27/15)
BLOCKED SHOTS	3	SE LOUISIANA (11/24/15)
	3	vs Nebraska (11/27/15)
TURNOVERS	10	at Bowling Green (11/18/15)
	10	ARKANSAS-PINE BLUFF (11/22/15)
	10	MORGAN STATE (12/6/15)
FOULS	13	vs Nebraska (11/27/15)
	13	vs George Washington (11/28/15)



2015-16 Cincinnati Basketball
Cincinnati High/Low Analysis (as of Dec 07, 2015)
All games



Opponent - GAME LOWS

POINTS	44		ROBERT MORRIS (11/15/15)
	49		SE LOUISIANA (11/24/15)
	50		at Bowling Green (11/18/15)
	50		ARKANSAS-PINE BLUFF (11/22/15)
	56		vs George Washington (11/28/15)
FIELD GOALS MADE	13		ROBERT MORRIS (11/15/15)
	17		at Bowling Green (11/18/15)
FIELD GOAL ATTEMPTS	47		ROBERT MORRIS (11/15/15)
	51		SE LOUISIANA (11/24/15)
FIELD GOAL PERCENTAGE	.277 (13-47)		ROBERT MORRIS (11/15/15)
	.293 (17-58)		at Bowling Green (11/18/15)
3 PT FIELD GOALS MADE	5		ROBERT MORRIS (11/15/15)
	5		ARKANSAS-PINE BLUFF (11/22/15)
3 PT FG ATTEMPTS	16		vs Nebraska (11/27/15)
	17		ARKANSAS-PINE BLUFF (11/22/15)
	17		MORGAN STATE (12/6/15)
3 PT FG PERCENTAGE	.250 (5-20)		ROBERT MORRIS (11/15/15)
	.280 (7-25)		at Bowling Green (11/18/15)
FREE THROWS MADE	3		vs George Washington (11/28/15)
	4		SE LOUISIANA (11/24/15)
FREE THROW ATTEMPTS	4		vs George Washington (11/28/15)
	5		SE LOUISIANA (11/24/15)
FREE THROW PERCENTAGE	.462 (6-13)		MORGAN STATE (12/6/15)
	.529 (9-17)		at Bowling Green (11/18/15)
REBOUNDS	24		ROBERT MORRIS (11/15/15)
	27		WESTERN CAROLINA (11/13/15)
ASSISTS	6		SE LOUISIANA (11/24/15)
	8		ROBERT MORRIS (11/15/15)
STEALS	4		ARKANSAS-PINE BLUFF (11/22/15)
	5		SE LOUISIANA (11/24/15)
	5		vs George Washington (11/28/15)
	5		MORGAN STATE (12/6/15)
BLOCKED SHOTS	0		vs George Washington (11/28/15)
	1		ROBERT MORRIS (11/15/15)
TURNOVERS	6		BUTLER (12/2/15)
	11		WESTERN CAROLINA (11/13/15)
	11		vs George Washington (11/28/15)
FOULS	14		MORGAN STATE (12/6/15)
	16		at Bowling Green (11/18/15)
	16		vs George Washington (11/28/15)



2015-16 Cincinnati Basketball
Cincinnati Player High/Low Analysis (as of Dec 07, 2015)
All games



Cincinnati - INDIVIDUAL GAME HIGHS

Points	21		CLARK, Gary vs Western Carolina (11/13/15)
	20		COBB, Farad vs Arkansas-Pine Bluff (11/22/15)
	20		COBB, Farad at Bowling Green (11/18/15)
	17		CAUPAIN, Troy vs Nebraska (11/27/15)
	17		ELLIS, Octavius vs Western Carolina (11/13/15)
Field Goals Made	9		CLARK, Gary vs Western Carolina (11/13/15)
	8		ELLIS, Octavius vs Western Carolina (11/13/15)
Field Goal Att.	14		COBB, Farad vs Morgan State (12/6/15)
	14		CAUPAIN, Troy vs Morgan State (12/6/15)
	14		CAUPAIN, Troy vs George Washington (11/28/15)
	14		COBB, Farad at Bowling Green (11/18/15)
	14		JOHNSON, Kevin vs Robert Morris (11/15/15)
FG Pct (min 5 made)	.900	(9-10)	CLARK, Gary vs Western Carolina (11/13/15)
	.857	(6-7)	ELLIS, Octavius vs Morgan State (12/6/15)
3-Point FG Made	6		COBB, Farad at Bowling Green (11/18/15)
	4		EVANS, Jacob vs Butler (12/2/15)
	4		CAUPAIN, Troy vs Nebraska (11/27/15)
	4		COBB, Farad vs Arkansas-Pine Bluff (11/22/15)
	4		JOHNSON, Kevin vs Robert Morris (11/15/15)
3-Point FG Att.	11		COBB, Farad at Bowling Green (11/18/15)
	10		EVANS, Jacob vs Butler (12/2/15)
3-Pt FG Pct (min 2 made)	1.000	(3-3)	COBB, Farad vs Western Carolina (11/13/15)
	1.000	(2-2)	THOMAS, Shaq vs Nebraska (11/27/15)
Free Throws Made	8		ELLIS, Octavius vs Butler (12/2/15)
	8		ELLIS, Octavius vs Arkansas-Pine Bluff (11/22/15)
Free Throw Att.	14		ELLIS, Octavius vs Arkansas-Pine Bluff (11/22/15)
	10		ELLIS, Octavius vs Butler (12/2/15)
FT Pct (min 3 made)	1.000	(6-6)	JENIFER, Justin vs Robert Morris (11/15/15)
	1.000	(4-4)	CAUPAIN, Troy vs George Washington (11/28/15)
	1.000	(4-4)	EVANS, Jacob vs SE Louisiana (11/24/15)
	1.000	(3-3)	JOHNSON, Kevin vs Arkansas-Pine Bluff (11/22/15)
	1.000	(3-3)	THOMAS, Shaq vs Arkansas-Pine Bluff (11/22/15)
	1.000	(3-3)	CLARK, Gary vs Western Carolina (11/13/15)
Rebounds	14		CLARK, Gary vs Morgan State (12/6/15)
	12		ELLIS, Octavius vs Butler (12/2/15)
	12		DeBERRY, Coreontae at Bowling Green (11/18/15)
Assists	9		JENIFER, Justin vs Robert Morris (11/15/15)
	9		CAUPAIN, Troy vs Robert Morris (11/15/15)
Steals	5		THOMAS, Shaq vs Robert Morris (11/15/15)
	4		COBB, Farad vs Arkansas-Pine Bluff (11/22/15)
	4		ELLIS, Octavius vs Western Carolina (11/13/15)
Blocked Shots	4		DeBERRY, Coreontae vs Butler (12/2/15)
	3		ELLIS, Octavius vs Butler (12/2/15)
	3		ELLIS, Octavius vs Robert Morris (11/15/15)
	3		CLARK, Gary vs Western Carolina (11/13/15)
Turnovers	4		ELLIS, Octavius vs Butler (12/2/15)
	3		JOHNSON, Kevin vs Morgan State (12/6/15)
	3		CAUPAIN, Troy vs Butler (12/2/15)
	3		EVANS, Jacob vs George Washington (11/28/15)
	3		ELLIS, Octavius vs Nebraska (11/27/15)
	3		MOORE, Quadri vs Arkansas-Pine Bluff (11/22/15)
	3		THOMAS, Shaq vs Western Carolina (11/13/15)
	3		ELLIS, Octavius vs Western Carolina (11/13/15)

	3	CAUPAIN, Troy vs Western Carolina (11/13/15)
	3	JENIFER, Justin vs Western Carolina (11/13/15)
Fouls	4	CLARK, Gary vs Butler (12/2/15)
	4	ELLIS, Octavius vs Butler (12/2/15)
	4	CLARK, Gary vs George Washington (11/28/15)
	4	THOMAS, Shaq vs George Washington (11/28/15)
	4	ELLIS, Octavius vs SE Louisiana (11/24/15)
	4	CLARK, Gary vs Arkansas-Pine Bluff (11/22/15)
	4	ELLIS, Octavius at Bowling Green (11/18/15)
	4	CAUPAIN, Troy at Bowling Green (11/18/15)



2015-16 Cincinnati Basketball
Cincinnati Opponent High/Low Analysis (as of Dec 07, 2015)
All games



OPPONENT INDIVIDUAL GAME HIGHS

Points	24	DUNHAM, Kellen vs Butler (12/2/15)
	23	Mike Brown vs Western Carolina (11/13/15)
	21	Webster, Tai vs Nebraska (11/27/15)
	18	Elijah Pughsley vs Western Carolina (11/13/15)
	17	THOMAS, Kyle vs Morgan State (12/6/15)
	17	PRYOR, Rodney vs Robert Morris (11/15/15)
Field Goals Made	8	Mike Brown vs Western Carolina (11/13/15)
	7	DUNHAM, Kellen vs Butler (12/2/15)
	7	Webster, Tai vs Nebraska (11/27/15)
Field Goal Att.	22	Mike Brown vs Western Carolina (11/13/15)
	15	PRYOR, Rodney vs Robert Morris (11/15/15)
FG Pct (min 5 made)	.714 (5-7)	CHRABASCZ, Andrew vs Butler (12/2/15)
	.667 (6-9)	Shields, Shavon vs Nebraska (11/27/15)
3-Point FG Made	5	THOMAS, Kyle vs Morgan State (12/6/15)
	5	Elijah Pughsley vs Western Carolina (11/13/15)
3-Point FG Att.	11	Filmore, Joshua vs SE Louisiana (11/24/15)
	11	Mike Brown vs Western Carolina (11/13/15)
3-Pt FG Pct (min 2 made)	.750 (3-4)	GARINO, Patricio vs George Washington (11/28/15)
	.714 (5-7)	Elijah Pughsley vs Western Carolina (11/13/15)
Free Throws Made	7	PRYOR, Rodney vs Robert Morris (11/15/15)
	6	DUNHAM, Kellen vs Butler (12/2/15)
Free Throw Att.	7	WIDEMAN, Tyler vs Butler (12/2/15)
	7	PRYOR, Rodney vs Robert Morris (11/15/15)
FT Pct (min 3 made)	1.000 (7-7)	PRYOR, Rodney vs Robert Morris (11/15/15)
	1.000 (6-6)	DUNHAM, Kellen vs Butler (12/2/15)
	1.000 (5-5)	Webster, Tai vs Nebraska (11/27/15)
	1.000 (4-4)	Mike Brown vs Western Carolina (11/13/15)
	1.000 (3-3)	PARKER, Spencer at Bowling Green (11/18/15)
Rebounds	11	HANDLEY, Thaddeus vs Arkansas-Pine Bluff (11/22/15)
	9	BLOSSOM, Cedric vs Morgan State (12/6/15)
	9	WIDEMAN, Tyler vs Butler (12/2/15)
Assists	5	CAMERON, Martez vs Morgan State (12/6/15)
	4	PRETLOW, Donte vs Morgan State (12/6/15)
	4	LEWIS, Tyler vs Butler (12/2/15)
	4	LARSEN, Kevin vs George Washington (11/28/15)
	4	Jackson, Zay vs SE Louisiana (11/24/15)
	4	Mike Brown vs Western Carolina (11/13/15)
Steals	4	WIDEMAN, Tyler vs Butler (12/2/15)
	3	Parker, Benny vs Nebraska (11/27/15)
	3	Watson Jr., Glynn vs Nebraska (11/27/15)
	3	TISDALE, JD at Bowling Green (11/18/15)
Blocked Shots	3	WIDEMAN, Tyler vs Butler (12/2/15)
	2	CARR, Phillip vs Morgan State (12/6/15)
	2	White III, Andrew vs Nebraska (11/27/15)
	2	CUNNINGHAM, Marquis vs Arkansas-Pine Bluff (11/22/15)
	2	Mike Brown vs Western Carolina (11/13/15)
Turnovers	7	JACKSON, Charles vs Arkansas-Pine Bluff (11/22/15)
	6	Jackson, Zay vs SE Louisiana (11/24/15)
Fouls	5	WIDEMAN, Tyler vs Butler (12/2/15)
	5	CHRABASCZ, Andrew vs Butler (12/2/15)
	5	Shields, Shavon vs Nebraska (11/27/15)
	5	CUNNINGHAM, Marquis vs Arkansas-Pine Bluff (11/22/15)
	5	JACKSON, Charles vs Arkansas-Pine Bluff (11/22/15)



Official Basketball Box Score -- Game Totals -- Final Statistics
Xavier vs Cincinnati
 02/18/15 7:00 p.m. at Cincinnati, Ohio (Fifth Third Arena)



Xavier 59 • 17-10

##	Player	f/c/g	Total		3-Ptr		Rebounds			PF	TP	A	TO	Blk	Stl	Min
			FG-FGA	FG-FGA	FT-FTA	Off	Def	Tot								
05	BLUIETT, Trevon	f	0-2	0-2	2-2	0	1	1	0	2	0	2	0	0	0	12
40	STAINBROOK, Matt	c	3-6	0-0	1-2	2	4	6	2	7	4	6	0	1	28	
10	ABELL, Remy	g	2-3	0-1	1-1	1	2	3	0	5	1	1	0	0	27	
11	DAVIS, Dee	g	5-8	5-5	1-2	0	3	3	1	16	8	1	0	0	40	
15	DAVIS, Myles	g	4-7	3-5	1-2	0	4	4	2	12	1	3	0	0	34	
01	REYNOLDS, Jalen		2-5	0-0	3-5	1	4	5	4	7	0	1	0	0	24	
02	FARR, James		3-5	1-2	0-0	0	3	3	3	7	0	0	0	0	21	
55	MACURA, J.P.		1-2	1-2	0-0	0	0	0	3	3	1	1	0	0	14	
Team						0	1	1								
Totals			20-38	10-17	9-14	4	22	26	15	59	15	15	0	1	200	

FG % 1st Half: 13-23 56.5% 2nd half: 7-15 46.7% Game: 20-38 52.6%
 3FG % 1st Half: 8-15 53.3% 2nd half: 2-2 100.0 Game: 10-17 58.8%
 FT % 1st Half: 2-3 66.7% 2nd half: 7-11 63.6% Game: 9-14 64.3%

Deadball
Rebounds
1

Cincinnati 57 • 17-9

##	Player	f/c/g	Total		3-Ptr		Rebounds			PF	TP	A	TO	Blk	Stl	Min
			FG-FGA	FG-FGA	FT-FTA	Off	Def	Tot								
02	ELLIS, Octavius	f	5-11	0-0	1-2	2	2	4	4	11	0	1	1	2	29	
11	CLARK, Gary	f	7-11	0-0	0-1	4	3	7	2	14	2	0	2	1	36	
15	SANDERS, Jermaine	f	0-3	0-0	0-1	1	0	1	1	0	1	0	0	0	19	
10	CAUPAIN, Troy	g	3-5	1-3	2-2	1	5	6	1	9	4	0	0	2	35	
25	JOHNSON, Kevin	g	1-4	0-2	0-0	0	1	1	1	2	0	2	0	1	14	
01	MORMAN, Deshaun		0-1	0-0	0-0	0	1	1	0	0	2	0	0	0	6	
03	THOMAS, Shaq		4-7	0-1	0-0	1	1	2	1	8	1	1	0	1	25	
21	COBB, Farad		3-11	3-10	0-0	0	3	3	0	9	2	0	0	0	26	
22	DeBERRY, Coreontae		2-2	0-0	0-0	0	2	2	3	4	0	1	0	0	10	
Team						0	0	0			1					
Totals			25-55	4-16	3-6	9	18	27	13	57	12	6	3	7	200	

FG % 1st Half: 11-32 34.4% 2nd half: 14-23 60.9% Game: 25-55 45.5%
 3FG % 1st Half: 1-9 11.1% 2nd half: 3-7 42.9% Game: 4-16 25.0%
 FT % 1st Half: 1-3 33.3% 2nd half: 2-3 66.7% Game: 3-6 50.0%

Deadball
Rebounds
2

Officials: James Luckie, Mike Roberts, Don Daily
 Technical fouls: Xavier-REYNOLDS, Jalen. Cincinnati-ELLIS, Octavius.
 Attendance: 13176
 2015 Skyline Chili Crosstown Shootout

Score by periods	1st	2nd	Total
Xavier	36	23	59
Cincinnati	24	33	57

	In	Off	2nd	Fast	
Points	Paint	T/O	Chance	Break	Bench
XU	16	5	5	5	17
CIN	42	18	16	8	21

Last FG - XU 2nd-00:52, CIN 2nd-01:10.
 Largest lead - XU by 12 1st-00:05, CIN by 4 1st-18:32.

Score tied - 4 times.
 Lead changed - 7 times.