



# SAN DIEGO STATE

## F O O T B A L L 2 0 0 2



### San Diego State (0-1/0-0)

### at Colorado (0-1/0-0)

Saturday, September 7, 2002

5:05 p.m. MDT (announced)

Folsom Field (Grass, 51,655)

Boulder, Colo.

**Television:** The San Diego State at Colorado game will be televised live to a national cable audience by Fox Sports Net.

**Radio:** All San Diego State football games can be heard live in southern California on XTRA Sports (690 AM). Lee Hamilton calls the action with former Aztec quarterback Mark Halda returning to the broadcasts to provide analysis. John Kentera reports from the sidelines. Mike McGregor is the producer.

**The Records:** San Diego State enters the contest 0-1 following a 16-14 loss at Fresno State on Aug. 29. Colorado is 0-1 following a 19-14 loss to Colorado State.

**The Rankings:** Prior to their game against Colorado State, Colorado was 7th in the Associated Press poll and 6th in the ESPN/USA Today Coaches Poll.

**SDSU Coach Tom Craft:** Tom Craft is 0-1 in his first season at San Diego State and overall.

**Colorado Coach Gary Barnett:** Barnett is 20-17 in his fourth season in Boulder. The former The former Fort Lewis and Northwestern head coach is 63-73-2 in his 13th season overall.

**The Series:** This is the first football meeting between the two schools.

### Aztec Headlines and Storylines

- ▶ J.R. Tolver launches a bid for an All-America season with Fresno State performance, *page 8*
- ▶ Tolver fifth in nation in both receptions and receiving yards, *page 8*
- ▶ Two Aztecs named to "watch lists", *page 8*
- ▶ Defense shines in season opener at Fresno State, *page 3*

### Week-At-A-Glance

<b>Saturday, August 31</b>
Day off
<b>Sunday, September 1</b>
3:20 p.m. Practice
<b>Monday, September 2</b>
Day off
<b>Tuesday, September 3</b>
10:42 a.m. Craft on MWC Call
3:20 p.m. Practice
<b>Wednesday, September 4</b>
3:20 p.m. Practice
<b>Thursday, September 5</b>
3:20 p.m. Practice
<b>Friday, September 6</b>
9:30 a.m. Depart via charter for Denver
1:00 p.m. Arrive in Denver
2:45 p.m. Practice at Folsom Field
CLOSED - Coaches and players available afterward
<b>Saturday September 7</b>
7:05 p.m. Kickoff vs. Colorado
postgame Return to San Diego via charter
<b>Sunday, September 8</b>
3:00 p.m. Tom Craft meets with media in the Aztec Athletic Center

Times local to site.

### Week Two

The San Diego State Aztecs (0-1) take to the road for the second straight week on Saturday when they visit the Colorado Buffaloes (0-1) of the Big 12 Conference. San Diego State, which will play a school-record 13 regular-season games, including another record with eight road games, is opening a season with two straight road games for the first time since the 1982 season.

### Last Week

San Diego State is coming off a 16-14 loss at Fresno State in the Aztecs' maiden voyage under Tom Craft. The Aztecs, nearly a three-touchdown underdog, had a field-goal try blocked on the final play of the game after driving to the Fresno State 14. San Diego State trailed 10-0 at halftime and 16-7 with 8:26 remaining.

### The Opponent

Colorado is the second straight Aztec opponent coming off a bowl appearance. The Buffaloes are the reigning Big 12 champions and met Oregon in the Fiesta Bowl at the conclusion of the 2001 season. The Aztecs are the second straight Mountain West opponent for Colorado. The Buffs lost to state-rival Colorado State, 19-14, last week.

### Mile-High Aztecs

San Diego State will play each of Colorado's three Division I football programs this season (CU, Colorado State and Air Force). The Aztecs will also be in the neighborhood for a Mountain West battle against Wyoming in October.

### Fox Sports Net

San Diego State will appear on national cable television for the second straight week as they meet the Buffaloes on Fox Sports Net. After seven appearances on ESPN or ESPN2 since the start of the 1999 season, the Aztecs will be making their first-ever appearance on Fox Sports Net. The Aztecs did make two appearances on the old Prime Sports Network. This weekend the Fox crew will include Joel Meyers (play-by-play), Dave Lapham (analyst) and Eric Clemons on the sidelines. The producer is Mike Helling.

### SDSU Schedule/Results

Date	Opponent	TV	Result/Time	Opp. Rec.	Note
Aug. 29	at Fresno State	ESPN2	L, 14-16	1-1	▶ SDSU outgains FSU, 278-262
Sept. 7	at Colorado	FSN	4:05 p.m.	0-1	▶ First meeting vs. CU; Buffs were 10-3 LY
Sept. 14	Arizona State	Fox-Az.	7:05 p.m.	1-1	▶ Third straight year teams have met
Sept. 21	at Idaho	none	2:05 p.m.	0-1	▶ First "dome game" since '94
Sept. 28	UCLA		TBA	0-0	▶ First UCLA visit since 1993
Oct. 12	Utah*		TBA	1-0	▶ SDSU Hall of Fame Game
Oct. 19	at Wyoming*		TBA	0-1	▶ Aztecs have won last three
Oct. 26	UNLV* (HC)		4:05 p.m.	0-1	▶ Homecoming on The Mesa
Nov. 2	at Brigham Young*		TBA	1-0	▶ SDSU won last time in Provo
Nov. 9	at New Mexico*	Sp.West	TBA	1-1	▶ Visitor has won last six in series
Nov. 16	Colorado State*		TBA	2-0	▶ Aztecs won two of last three
Nov. 23	at Air Force*		TBA	1-0	▶ MWC Finale
Dec. 7	at Hawai'i		TBA	1-0	▶ First island visit since 1997

All times Pacific. Number in parenthesis refers to opponent national ranking at time of game. HC - Homecoming.

### Contact Information

#### San Diego State

SID Kevin Klintworth  
 Office (619) 594-5547  
 Cell (619) 957-8370  
 Fax (619) 582-6541  
 E-mail kklintwo@mail.sdsu.edu  
 Web Site goaztecs.com  
 Address Aztec Athletic Center  
 Suite 3014  
 5302 55th Street  
 San Diego, CA 92182-4309

#### Colorado

SID David Plati  
 Office (303) 492-5626  
 Fax (303) 492-3811  
 E-mail david.plati@colorado.edu  
 Web Site cubuffs.com

▶ **NOTE OF THE WEEK:** San Diego State has won its last two games against the Big XII, with victories over Kansas and Oklahoma.



## Media Information

**World Wide Web:** All San Diego State releases, results, statistics, box scores, schedules, rosters and coach and player information is available on the Internet at [www.goaztecs.com](http://www.goaztecs.com). Game recaps and statistics are updated after each game.

**Weekly Release:** The media relations office will be e-mailing its releases this season on Sunday afternoons. Fax versions of the update will be sent by request only. The release will also be available Sunday evenings on [www.goaztecs.com](http://www.goaztecs.com).

**Practices:** Unless noted, all practices are open to both the media and public and will be staffed by a member of the Aztec Media Relations office. Electronic media wishing to shoot video during practice are asked to tape during the first 30 minutes of workouts only. Requested coaches and players will be made available for interviews following each practice.

## Interview Opportunities

**Sundays:** Coach Tom Craft meets with members of the media at 3 p.m. in the Aztec Athletics Center on Sundays during the season. Media should contact the media relations office to confirm.

**Tuesdays:** Coach Tom Craft is available via phone as part of the Mountain West Conference teleconference. Craft is scheduled on the conference call at 10:42 a.m.

**Wednesdays:** By arrangement and post-practice.

**Thursdays:** By arrangement and post-practice.

**Fridays:** Following walk-through at game site.

**Saturdays:** Postgame only.

**Practice Policies:** San Diego State practices are generally open unless otherwise noted. Media should contact the media relations office to confirm practice times and parking arrangements. Practices are generally at 3:40 p.m. on Tuesday, Wednesday and Thursday. Mondays are off days for the players and interview opportunities are limited on Fridays as well. Requested players and coaches are usually available after practice. Due to schedule constraints player requests are generally limited to post-practice.

**Postgame Policies:** Once the team and coaching staff arrive in the lockerroom following the game, there will be a 10-minute cooling off period. At which time, Tom Craft will meet with members of the media at a predetermined location and the lockerroom will be opened to credentialed media.

## More On TV

Saturday's game will mark San Diego State's 21st appearance on national cable or network television since the start of the 1996 season. Overall, 26 of San Diego State's last 35 games have been televised. Next week's game against Arizona State will be televised by Fox Arizona. There will be no SDSU-ASU telecast available in San Diego.

## The Elite

The Colorado Buffaloes will represent San Diego State's first game against a ranked opponent this season and just the second in the last two years (the Aztecs lost to No. 16 Brigham Young last season). CU is SDSU's highest-ranked competition since 1991 and 1992. In both of those seasons, San Diego State lost to the Miami Hurricanes, the nation's top-ranked team. San Diego State last defeated a Top 25 program in 1996 when it defeated No. 16 Wyoming, 28-24. Tom Craft was San Diego State's offensive coordinator in that victory. The following is a quick look at SDSU vs. the nation's elite for the current senior class (based on Associated Press rankings).

Sept. 18, 1999	(17) Southern California 24, San Diego State 21	Los Angeles, Calif.
Nov. 6, 1999	(13) Brigham Young 30, San Diego State 7	San Diego, Calif.
Sept. 9, 2000	(21) Illinois 49, San Diego State 13	San Diego, Calif.
Sept. 23, 2000	(17) Oregon State 35, San Diego State 3	Corvallis, Ore.
Oct. 28, 2000	(24) Colorado State 34, San Diego State 22	San Diego, Calif.
Oct. 27, 2001	(16) Brigham Young 59, San Diego State 21	San Diego, Calif.

## Last Time Against Big 12

The game at Colorado marks the first for San Diego State against a Big 12 opponent since Sept. 25, 1999, when the Aztecs rolled to a 41-13 win over Kansas in Lawrence. In fact SDSU has a modest two-game winning streak against the powerful conference. The Aztecs picked up a 51-31 win over Oklahoma in 1996.

## SDSU In The Rockies

San Diego State has a Jekyll and Hyde complex in Colorado. The Aztecs have won their last two games over Colorado State in Fort Collins (both wins over CSU bowl teams). However, the Aztecs have dropped two straight in Colorado Springs against the Air Force Academy.

## Connections

San Diego State quarterbacks coach Brian Stark is a native of Colorado and a 1997 graduate of CU. As a student, he toiled for five years (1994-99) in the Buffaloes' football offices for Rick Neuheisel. He followed the former CU boss to the University of Washington. The Fort Morgan native also had a stint as offensive coordinator at Brighton High School in Colorado. San Diego State secondary coach Fred Bleil and CU head coach Gary Barnett have crossed paths before. During Barnett's first season as head coach at Fort Lewis College, his squad defeated Fred Bleil's New Mexico Highlands squad, 35-10.

## Newcomers Report Here

San Diego State's challenging opener at Fresno State represented the first-ever varsity action for 15 Aztecs, including first-time starters Kassim Osgood and Ronnie Davenport (receiver), Marviel Underwood and Josh Dean (safeties) and Jared Ritter and Brook Miller (defensive tackles).

## The Better Half

- ▶ To say that San Diego State made a few adjustments at halftime of last week's loss at Fresno State might be a bit of an understatement. After earning just 19 yards of total offense in the first half, SDSU rolled into no-huddle mode and amassed 259 yards after intermission, including 219 yards through the air. San Diego State scored 14 points and missed two field goals, including a potential game-winner on the game's final play.
- ▶ In the first half at FSU, San Diego State generated just 19 yards of total offense and had just one drive in excess of three plays (the first drive covered 10 plays and 34 yards).
- ▶ In the second half, the Aztecs had four drives that covered at least 50 yards, including a 96-yard touchdown drive.
- ▶ San Diego State outgained the Bulldogs in the second half, 259-157.
- ▶ San Diego State had 18 yards of offense in the first quarter, one yard in the second quarter on just six snaps, 127 yards in the third quarter and 132 in the fourth.

## Air Aztecs

The San Diego State offense will no doubt continue to evolve under Tom Craft's watch and the first tentative steps may have been taken at Fresno State. Junior quarterback Adam Hall, the transfer from Texas, hit 25 of his 37 attempts for 240 yards. For San Diego State, it marked the best passing effort in 12 games (vs. IA competition), dating back to Lon Sheriff's 328-yard effort in the 2000 season finale vs. UNLV.

## How New Are They?

How young and inexperienced are the Aztecs. Fifteen of Adam Hall's passes were spread among five players (excluding the 10 receptions by J. R. Tolver). Those five players caught a total of two passes during the 2001 season. All of San Diego State's return yardage came from players making their Aztec debut and on the defensive side, only two seniors were listed among the Aztecs' top 11 tacklers.

## Drive Time

Over the last five possessions against Fresno State, the Aztec offense began to show signs of life in Tom Craft's no-huddle attack. The 96-yard scoring drive for the first score of the year was the longest touchdown drive by the Aztecs since 1995. Following two turnovers, one on an interception and one on a bad snap, the Aztecs drove 81 yards for a score and 51 yards on the final drive that ended with the missed field goal on the final play. On that last drive, San Diego State had attained a first down on the Fresno State 14.

## The Spirit 96

San Diego State's first touchdown drive of the season was a 96-yard march in eight plays. The drive was so efficient the lone third-down conversion came on the 1-yard scoring run by James Truvillion and the Aztecs covered the length of the field in just 2:18. It was not just the first scoring drive of the Tom Craft era, but it was the longest for the Aztecs since Nov. 18, 1995, when the Aztecs marched 98 yards on 11 plays to score a touchdown on a 19-yard pass play from Billie Blanton to Az Hakim against Hawaii. The Aztecs won that game, 49-10. The offensive coordinator of that team was Tom Craft.

## No Total Offense

Lost in the hype of the no-huddle is the fact that San Diego State is also working under a new defensive coordinator in Thom Kaumeyer. The blackshirts also passed the test. Fresno State was limited to just 262 yards and averaged just 3.6 yards per play. The game marked the fifth time in 12 outings that the Aztec defense has limited an opponent to less than 300 yards of total offense. Fresno State had just 105 yards of offense at halftime.

## The Black Shirts Are Back

Led by new defensive coordinator Thom Kaumeyer, San Diego State's defense once again appears to be a formidable group, despite a new front wall and safeties. In the opener:

- ▶ Limited Fresno State to a total of three points on the three Bulldog drives that started in San Diego State territory. FSU covered a total of three yards to earn the three points.
- ▶ Fresno State was limited to its lowest point total at home since Oct. 18, 1986, in a 10-9 win over Pacific and the lowest point total in any game since November of 2000.
- ▶ The Bulldogs were held to no gain or negative yards on 22 plays. Fresno State had just one play that covered 20+ yards.

## Back In The Backfield

San Diego State led the Mountain West Conference last season with a total of 26 quarterback sacks. The young defense (four seniors starters and just six seniors in the defensive two deep) appears on track for another strong season. San Diego State was credited with three quarterback sacks against Fresno State and 11 tackles behind the line of scrimmage. Seven different Aztecs were credited with tackles for loss against the Bulldogs.

## Turnover

Against Fresno State, the Aztecs dropped their eighth straight game against Division IA opponents when they have lost the turnover battle. However, the Aztecs had just two turnovers to one forced against the Bulldogs. Last season, San Diego State suffered through 28 turnovers, including 15 interceptions.

## Linebacker U.

Other schools may have claim to the name, but San Diego State's youthful linebacking corps seems on the verge of making its own place in the world. The crew includes sophomore Stephen Larsen (who made his first career start at Fresno State), sophomore Kirk Morrison (coming off a season that saw him earn freshman All-America honors), and junior Beau Trickey (a team leader who lost most of last season to a knee injury). At Fresno State, the trio, along with redshirt frosh Matt McCoy, combined for 19 tackles, a pass deflection, a forced fumble and a sack.

## Still A Family Affair

San Diego State's roster continues to ring a familiar bell for those who closely follow the program. Sophomore safety Josh Dean is the son of former Aztec and former Washington Redskins safety Vernon Dean. Freshman defensive back Marcus Demps is the younger brother of former Aztec Will Demps, a two-time all-Mountain West safety who is in his rookie season with the Baltimore Ravens. Akbar Gbaja Biamilia is the younger brother of another former Aztec standout, Kabeer Gbaja Biamilia. Kabeer is the University's all-time sack leader and finished fourth in the NFL last season with 13.5 sacks for the Green Bay Packers. Another defensive back, freshman Shane Russell, is the younger brother of former Aztec and current Minnesota Vikings safety Brian Russell. The elder Russell quarterbacked the Aztecs to the 1998 Las Vegas Bowl.

## Tale of the Tape

2002 Stats

Statistical Matchup	SDSU	CU
Record	0-1	0-1
Conference	0-0	0-0
First Downs	19	19
Rushing Yards	38.0	170.0
Passing Yards	240.0	199.0
Total Yards	278.0	369.0
Penalties	5-39	2-9
PPG	14.0	14.0
Turnover Margin	-1	-2
First Downs Allowed	18	17
Rushing Yards Allowed	66.0	152.0
Passing Yards Allowed	196.0	168.0
Total Yards Allowed	262.0	320.0
PPG Allowed	16.0	19.0

Leaders	SDSU	CU
Rushing YPG	Truvillion-68.0	Brown-93.0
Passing YPG	Hall-240.0	Ochs-199.0
Receiving YPG	Tolver-158.0	Donahoe-77.0
Points Scored	Truvillion/Tolver-6.0	BloomBrown-6.0



## San Diego State-Colorado Series

Date	Score	Location
First Meeting		

## San Diego State vs. Big XII

San Diego State is meeting Colorado for the first time ever. However, San Diego State is 7-8 all-time against current members of the Big 12, including the following series records:

Iowa State	3-3
Kansas	1-0
Missouri	0-2
Oklahoma	1-1
Oklahoma State	2-2



## MWC Standings/ Results/Schedule

Team	MWC		Overall	
	W	L	W	L
Colorado State	0	0	2	0
Air Force	0	0	1	0
Brigham Young	0	0	1	0
Utah	0	0	1	0
New Mexico	0	0	1	1
► San Diego State	0	0	0	1
UNLV	0	0	0	1
Wyoming	0	0	0	1

AP/USA Today ranking in parenthesis.

### Saturday, August 31

at Air Force 52, Northwestern 3  
Colorado State 19, Colorado 14  
Tennessee 47, Wyoming 7  
New Mexico 38, Weber State 24  
Wisconsin 27, at UNLV 7  
Utah 23, at Utah State 3

### Friday, September 6

Hawai'i at Brigham Young

### Saturday, September 7

Indiana at Utah  
Wyoming at Central Michigan  
Kansas at UNLV  
New Mexico at Air Force  
Colorado State at UCLA  
San Diego State at Colorado

### Weekly Coaches Teleconference

The Mountain West Conference football coaches will participate in a weekly media teleconference on Tuesday mornings. The calls are scheduled every Tuesday, beginning August 27 through November 26. Contact the San Diego State media relations office for the call-in and replay phone numbers.

Moderator	9:30 a.m.
Ron McBride, Utah	9:32 a.m.
Gary Crowton, Brigham Young	9:42 a.m.
Rocky Long, New Mexico	9:52 a.m.
Sonny Lubick, Colorado State	10:02 a.m.
Fisher DeBerry, Air Force	10:12 a.m.
Vic Koenning, Wyoming	10:22 a.m.
John Robinson, UNLV	10:32 a.m.
<b>Tom Craft, SDSU</b>	<b>10:42 a.m.</b>
Craig Thompson, MWC	10:52 a.m.

### Mountain West Conference Football SIDs

Mountain West	Javan Hedlund
Air Force	Troy Garnhart
Brigham Young	Jeff Reynolds
Colorado State	Gary Ozzello
New Mexico	Greg Remington
UNLV	Mark Wallington
Utah	Liz Abel
Wyoming	Kevin McKinney
<b>San Diego State</b>	<b>Kevin Klintworth</b>

## Family Ties, Part II

Keep an eye out for another family tree on special teams, where San Diego State's strong kicking game is anchored by second cousins Tommy Kirovski and punter Brian Simnjnovski. Kirovski is the first cousin of Jovan Kirovski, a member of the U.S. National Soccer Team. Simnjnovski will serve as Kirovski's holder on field goals and extra points.

# San Diego State Offensive Notes

## San Diego State - 14.0 ppg, 278.0 total offense, 38.0 yards rushing, 240.0 yards passing

The 38 yards rushing against the Bulldogs was somewhat misleading as San Diego State lost 39 yards in sacks and the Aztecs rushed the ball only 26 times (18 if you discount sacks and a team rush)... Sacks aside, the Aztecs were not stopped behind the line of scrimmage in any of their 18 running plays against the Bulldogs... San Diego State running backs have made at least the line of scrimmage in 21 consecutive carries, dating back to last season's Wyoming game... The Aztecs' 240 yards passing were the most for SDSU since throwing for 317 at Wyoming on Oct. 7, 2000... That total through the air was the highest in a season-opening game since posting 371 passing yards against Navy on Sept. 5, 1997... Despite returning just five starters, starting a quarterback with one previous start and a new coaching staff, the San Diego State offense had two turnovers and committed just three penalties (two false starts and one holding)... Although the Aztecs scored a modest 14 points, that figure is higher than the previous two openers and only once since the 1998 opener has San Diego State scored more than 14 points in an opener (41 vs. South Florida in 1999)... After scoring just one touchdown through the air in the final 11+ quarters of the 2001 season (169:36), the Aztecs recorded a 31-yard TD strike in the fourth quarter of the Fresno State contest... That was the longest touchdown strike for San Diego State in seven games, since Lon Sheriff hit J.R. Tolver with a 40-yard pass for the first score in the Aztecs' 40-7 win over Eastern Illinois (10-6-01).

### Adam Hall, QB

Named the starting quarterback during preseason camp, but Fresno State was his second career start...Prepped at the same high school in Austin (Westlake) that produced San Diego Chargers starting quarterback Drew Brees...Best passing day of his college career was the 240-yard effort at Fresno State...Hall was 11-of-14 in the fourth quarter.

### Kassim Osgood, WR

Made his Aztec debut with nine catches for 58 yards with a long of 11 yards...Five of his receptions came in the fourth quarter... Three of his six catches came on third down, with two resulting in a first down.

### J.R. Tolver, WR

Coming off the best game of his Aztec career with 10 catches for 158 yards and a touchdown against Fresno State...Also set up San Diego State's first score with a 45-yard reception...Has 1,945 career receiving yards to rank 11th all-time at San Diego State...Has 144 career receptions to rank eighth all-time, just three catches behind Az Hakim, now of the Detroit Lions...Dating back to last season, he has now caught 26 passes over three games...Coming off the sixth 100-plus receiving game of his career...Has now caught a pass in 26 straight games.

# San Diego State Defensive Notes

## San Diego State - 16.0 ppg, 262.0 total offense, 66.0 yards rushing, 196.0 yards passing

The San Diego State defense held Fresno State to just 16 points, its lowest offensive output since Nov. 18, 2000, when the Bulldogs suffered a 24-7 loss at Texas Christian... It was the lowest point total for Fresno State in a home contest since defeating Pacific 10-9 on Oct. 8, 1986... Three times Fresno State started in Aztec territory and San Diego State yielded just three points... That came on a four-play, three-yard drive that started at the Aztec 17... The Aztec defense forced five three-and-outs against the Bulldogs and yielded just one touchdown in 73 snaps... San Diego State held Fresno State to 66 yards rushing in the contest, an average of 1.7 yards per carry... San Diego State recorded eight tackles for loss and three quarterback sacks in the game... San Diego State allowed just one play of more than 20 yards in the contest... On third and fourth down rushes, the Aztec defense kept Fresno State in check as the Bulldogs averaged -1.5 per carry.

## Opponent Tracker

AP	CO	Overall	Conference	Last Game/Next Game
-	arv	Fresno State	1-1	0-0 vs. SDSU - W, 16-14/at Oregon (Sept. 7)
7	6	Colorado	0-1	0-0 vs. Colorado State - L 14-19/vs. SDSU (Sept. 7)
-	-	Arizona State	1-1	0-0 vs. E. Washington - W, 38-2/vs. C. Florida (Sept. 7)
-	-	Idaho	0-1	0-0 at Boise St. - L, 21-38/at Washington St. (Sept. 7)
-	arv	UCLA	0-0	0-0 vs. Colorado State (Sept. 7)
arv	arv	Utah*	1-0	0-0 at Utah State - W, 23-3/Indiana (Sept. 7)
-	-	Wyoming*	0-1	0-0 vs. Tennessee - L, 7-47; at C. Michigan (Sept. 7)
arv	arv	UNLV*	0-1	0-0 vs. Wisconsin - L, 7-27; vs. Kansas (Sept. 7)
arv	arv	Brigham Young*	1-0	0-0 vs. Syracuse - W, 42-21; vs. Hawai'i (Sept. 6)
-	-	New Mexico*	1-1	0-0 vs. Weber St. - W, 38-24; at Air Force (Sept. 7)
arv	arv	Colorado State*	2-0	0-0 vs. Colorado - W, 19-14; at UCLA (Sept. 7)
-	-	Air Force*	1-0	0-0 vs. Northwestern - W, 52-3; vs. New Mexico (Sept. 7)
-	arv	Hawai'i	1-0	0-0 vs. Eastern Illinois - W, 61-36; at BYU (Sept. 7)
		<b>TOTALS</b>	<b>9-7</b>	<b>0-0</b>

## SDSU Chart Watch

### Receptions/Career

Pl.	Name, Years	No.
1.	Will Blackwell, 1994-96	197
2.	Monty Gilbreath, 1986-89	187
3.	Tim Delaney, 1968-70	180
4.	Darnay Scott, 1991-93	178
5.	Patrick Rowe, 1987-88, 90-91	155
6.	Gary Garrison, 1964-65	148
7.	Az-zahir Hakim, 1994-97	147
8.	<b>J.R. Tolver, 1999-</b>	<b>144</b>
9.	Craig Scoggins, 1965-66	129
10.	Darius Durham, 1979-82	127

### Receiving Yards/Career

Pl.	Name, Years	Yards
1.	Darnay Scott, 1991-93	3,139
2.	Will Blackwell, 1994-96	2,896
3.	Patrick Rowe, 1987-88, 90-91	2,678
4.	Az-zahir Hakim, 1994-97	2,622
5.	Tim Delaney, 1968-70	2,535
6.	Monty Gilbreath, 1986-89	2,241
7.	Gary Garrison, 1964-65	2,188
8.	Vince Warren, 1981-85	2,134
9.	Haven Moses, 1966-67	2,103
10.	Darius Durham, 1979-82	1,988
--	<b>J.R. Tolver, 1999-</b>	<b>1,945</b>

### Passes Broken Up/Career


Pl.	Name, Years	PBU
1.	Eric Lewis, 1995-98	37
2.	Mario Mitchell, 1985-88	34
3.	Marlon Andrews, 1989-90	29
	Mike Fox, 1979-82	29
5.	Ricky Parker, 1993-96	26
	Gary Taylor, 1989-92	26
7.	Clarence Nunn, 1983-87	25
8.	Damon Pieri, 1990-92	22
	Clark Moses, 1987-89	22
	Tory Nixon, 1983-84	22
--	<b>Ricky Sharpe, 1999-</b>	<b>19</b>

### Kirk Morrison, LB

The youthful leader of the San Diego State defense...Had two tackles for losses and recovered a fumble at Fresno State...Coming off a freshman All-America season...Recovered a fumble or intercepted a pass in each of SDSU's three fall scrimmages and in the first game.

### Ricky Sharpe, DB

Had seven tackles in the opener to lead San Diego State and deflected a pass at FSU...Has now started a team-best 22 straight games...Is 11th all-time at SDSU with 119 pass deflections.



J.R. Tolver

## Tom Craft -- Head Coach



Tom Craft and Adam Hall

A San Diego State graduate, a former Aztec quarterback and a former offensive coordinator on The Mesa, Craft was introduced as San Diego State's 15th head football coach on Dec. 6, 2001.

As a player, Craft was the starting quarterback and team captain for the Aztecs in 1976 and led San Diego State to a 10-1 record while completing 69 percent of his passes. In fact, during Craft's two years on the San Diego State campus, the Aztecs posted a cumulative mark of 18-4.

The success he tasted as a player became a way of life for Craft as a coach. As a coordinator at San Diego State (1994-1996), Craft led the Aztecs to their three best offensive years in the post-Marshall Faulk era. Each of his units averaged more than 30 points per game, including an eye-popping 38.9-point average his final year as coordinator in 1996. During his last two seasons on campus, San Diego State was ranked among the nation's top 10 teams in scoring and total offense.

Under Craft's tutelage, San Diego State saw some of its greatest individual achievements. Quarterback Billie Blanton, receiver Will Blackwell and running back George Jones etched their names in the Aztec record books.

Blanton's 169.6 passing rating in 1996 is still the best ever by an Aztec and is the fourth best mark in NCAA history. Will Blackwell caught a school-record 86 passes in 1995 and ended his career as SDSU's all-time leading receiver. And if you think Craft's attack is one dimensional, keep in mind that George Jones set the Aztec single-season rushing mark of 1,842 yards in 1995, Craft's second year as offensive coordinator.

Craft's stint as offensive coordinator ended with a pair of eight-win seasons in 1995 and '96. The 1995 San Diego State team was the first in NCAA history with a 3,000-yard passer, a 1,500-yard rusher and a pair of 1,000-yard receivers.

As head coach at Palomar College, Craft's stint can only be referred to as an "era". After serving as an assistant coach at the school from 1977 to 1982, he took over head-coaching duties in 1983. By all accounts, Palomar College football was considered to be on its last legs.

After a pair of 4-6 seasons, the Comets' fortunes began to improve. By the time Craft left the San Marcos school for the Aztec coordinator's job, Palomar was coming off of a three-year stretch of 31-2 and had an offense ranked among the nation's top five for five consecutive years. The Comets had also claimed two national titles in three years.

After three years at San Diego State, Craft returned to Palomar and spent five more seasons at the school, producing another eight-win, 10-win and 11-win season and his final national championship in 1998.

Overall, Craft's stay at Palomar College included a record of 115-56-1. Five of his teams won at least 10 games and he won three national championships and three state championships. He was voted as the state coach of the year five times and was honored as the Mission Conference coach of the year nine times. His squads posted a 9-3 record in bowl games and won nine conference titles in his last 10 years as head coach. During his three-year hiatus from the school, Palomar made just one bowl appearance. Eight members of Craft's 1998 national championship team would go on to sign contracts with NFL teams.

His impact in three seasons at San Diego State was nearly as dramatic. Craft's last two seasons on the Aztec staff represent the last two eight-win seasons on The Mesa. The final two offenses that he coordinated at San Diego State both scored over 400 points. San Diego State has accomplished that feat just twice in eight years, both when Craft was on staff.

Craft is one of three members of the 1976 Aztec squad to take a new coaching job in the last two years. He joins his former teammates Herman Edwards, now the head coach of the New York Jets, and John Fox, the new head coach of the Carolina Panthers.



## J.R. Tolver Game-By-Game

J.R. Tolver is just 64 receptions from breaking Will Blackwell's all-time San Diego State record of 197 career receptions. The following is a look at his career.

### 1999 Season

Opponent	Rec.	Yards	TDs
South Florida	1	11	0
at Illinois	0	0	0
at USC	0	0	0
at Kansas	0	0	0
Air Force	0	0	0
New Mexico	0	0	0
at Colorado State	0	0	0
at Utah	0	0	0
Brigham Young	2	19	0
at UNLV	2	25	1
Wyoming	4	46	1

**TOTALS 9 101 2**

### 2000 Season

Opponent	Rec.	Yards	TDs
Arizona State	7	77	0
Illinois	1	19	0
at Arizona	5	38	0
at Oregon State	3	36	0
at Wyoming	7	129	0
Utah	8	87	0
at Brigham Young	6	77	0
Colorado State	7	146	0
at New Mexico	6	64	0
at Air Force	6	75	1
UNLV	6	60	0

**TOTALS 62 808 1**

### 2001 Season

Opponent	Rec.	Yards	TDs
Arizona	3	39	0
at Arizona State	2	43	0
at Colorado State	8	84	0
Air Force	5	127	0
Eastern Illinois	8	137	2
at UNLV	5	54	0
at Ohio State	6	67	0
Brigham Young	2	12	0
New Mexico	6	79	0
at Utah	11	140	0
Wyoming	5	95	0

**TOTALS 63 878 2**

### 2002 Season

Opponent	Rec.	Yards	TDs
at Fresno State	10	158	1
at Colorado			
Arizona State			
at Idaho			
UCLA			
Utah			
at Wyoming			
UNLV			
at Brigham Young			
at New Mexico			
Colorado State			
at Air Force			
at Hawai'i			

**TOTALS 10 158 1**


**CAREER TOTALS 144 1,945 6**



# San Diego State National Award Nominees

## Johnathan Ingram

*The Rimington Trophy Award Watch List  
All-America Candidate*



### 2002 Season


- ▶ San Diego State offensive lineman of the week in the opener
- ▶ Graded out at 88 percent against Fresno State
- ▶ Started his 12th consecutive game at center in the opener at Fresno State
- ▶ Helped lead San Diego State to touchdown drives of 96 and 81 yards against Fresno State
- ▶ Aztecs averaged 5.0 yards per first-down rush against Fresno State

### Career Highlights

- ▶ Earned honorable mention Mountain West Conference honors at the center position in 2001
- ▶ This season marks his third season as a starter for the Aztecs
- ▶ Considered by the Aztec coaching staff as SDSU's top run blocker
- ▶ Made starts at both the center and guard positions during his tenure

## Brian Simnjanovski

*The Ray Guy Award Watch List  
All-America Candidate*



### 2002 Season


- ▶ Punted six times with an average of 42.2 yards at Fresno State (8-29-02)
- ▶ Two of his kicks traveled 57 yards or more and three of six kicks yielded no return
- ▶ His only pouch kick against the Bulldogs was downed at the Fresno State 10-yard line
- ▶ Holds on field goals and extra points

### Honors

- ▶ Two-time all-Mountain West Conference performer
- ▶ A Verizon Academic All-American in 2001, he is on the Ray Guy Award Watch List for the second consecutive season
- ▶ Led the Mountain West Conference and was 14th nationally in punting in 2001
- ▶ His 43.6 per kick average last season ranks third in school history
- ▶ 2001 San Diego State special teams player of the year

## J.R. Tolver

*All-America Candidate*



### 2002 Season

- ▶ Ranks fifth in the country in both receptions per game and receiving yards per game after the first full week of the season (through games of August 31)
- ▶ Caught 10 passes for 158 yards and one touchdown against Fresno State (8-29-02)
- ▶ Spearheaded the Aztecs comeback by catching nine passes for 150 yards in the second half as San Diego State, a 17-point underdog, nearly pulled an upset at Fresno State (8-29-02)

### Streaks and Rankings

- ▶ With 144 career receptions, Tolver ranks eighth on the SDSU all-time career reception list. He needs to average 4.5 receptions over the next 12 games to pass Will Blackwell (1994-96) as the school's all-time leader
- ▶ He needs three receptions to tie former Aztec and current Detroit Lions wide receiver Az-zahir Hakim (1994-97) for seventh place on the all-time school chart
- ▶ Tolver is 43 reception yards shy of making an appearance on the San Diego State career receiving yardage chart. He currently has 1,945 receiving yards
- ▶ Has a reception in 26 consecutive games dating back to the ninth week of the 1999 season

### Best of the West

- ▶ A two-time all-Mountain West Conference performer (2000 and 2001)
- ▶ Led the Mountain West Conference as a junior in both receptions per game and receiving yardage per contest

# San Diego State 14

---

# Fresno State 16

August 29, 2002 • Bulldog Stadium • Fresno, Calif.

Attendance: 39,111 • ESPN2

**FRESNO** - Tom Craft's first game as head coach at San Diego State was an eye-opener and a heartbreaker.

The Aztecs opened slowly, fell behind by nine points midway through the fourth quarter and then rallied to put themselves in position to win the game on the final play, only to have a chip-shot field goal blocked.

San Diego State fell behind the home-standing and heavily-favored Fresno State Bulldogs 10-0 at halftime and if not for heroic efforts by the Aztec defense, things could have been worse. San Diego State had just 19 yards of total offense at the half and ran just 21 plays. But San Diego State's defense kept things close and gave the "no-huddle" its chance.

The Aztecs responded as quarterback Adam Hall passed for 219 yards in the second half and J.R. Tolver stamped himself as an All-America candidate at receiver. In the end, it was just yards short.

San Diego State drove 54 yards on its first possession of the second half only to miss a field goal. But beginning with the third possession after intermission, things got interesting.

Hall found Tolver for 45 yards and James Truvillion capped off a stunning 96-yard touchdown drive for the Aztecs' first score of the year. San

Diego State then turned the ball over on two straight possessions, but the defense limited Fresno State to just a field goal during that stretch. The Bulldog lead stood at 16-7 with 8:26 remaining in the game.

San Diego State then got busy again. The Aztecs drove 81 yards for their second score and again it was Adam Hall to Tolver, this time for a 31-yard scoring strike.

The Aztec defense, which came up with three quarterback sacks, eight tackles behind the line of scrimmage, five pass deflections and a turnover, gave the Aztecs another chance. Trying to protect their lead, the Bulldogs moved the ball just 16 yards before being forced to punt.

The Aztecs took over on their own 35 and moved to the Fresno State 14 before the blocked field goal ended the game.

## GAME STATISTICS

SDSU	0	0	7	7	-	14
Fresno State	0	10	0	6	-	16

FSU - Asparuhov 43-yard field goal  
13:25 2nd, 12 plays, 42 yards,  
4:47

FSU - Gilbert 4 pass from Pinegar  
(Asparuhov kick)  
3:12 2nd, 14 plays, 61 yards,  
8:16

SDSU - Truvillion 1 run (Kirovski kick)  
:11 3rd, 8 plays, 96 yards, 2:18

FSU - Asparuhov 40-yard field goal  
11:26 4th, 8 plays, 31 yards,  
2:47

FSU - Asparuhov 31-yard field goal  
8:26 4th, 4 plays, 3 yards, 1:32

SDSU - Tolver 31 pass from Hall  
(Kirovski kick) 6:30 4th, 7 plays,  
81 yards, 1:56

	SDSU	FSU
First Downs	19	18
Rushes-Yards	24-38	38-66
Passing Yards	240	196
Passes (C-A-I)	25-37-1	21-35-0
Total Offense	278	262
Fumbles-Lost	1-1	4-1
Penalties-Yards	5-39	7-74
TOP	25:05	34:55

**Rushing (SDSU):** Truvillion 15-68-1,  
Tolver 1-3, Simmons 2-1, Hall 5- (-14).  
**(FSU):** Davis 16-80, Rivera 12-21,  
Jennings 3-(-2), Pinegar 7-(-33)

**Passing (SDSU):** Hall 25-37-1, 240-0.  
**(FSU):** Pinegar 21-35-0, 196-1.

**Receiving (SDSU):** Tolver 10-158-1,  
Osgood 9-58, Davenport 3-12, Thompson  
1-11, Penman 1-1, Truvillion 1-0. **(FSU):**  
Jennings 6-62, Greco 4-29, Davis 3-30,  
Gilbert 3-26, Rivera 3-20, Wood 1-28,  
Spach 1-1.

# San Diego State Depth Chart

As of September 1, 2002



## Pronunciation Guide

Amon Arnold	uh-MON
Hubert Caliste	kuh-LEEST
Jason Dion	DEE-on
Jacob Elimimian	EL-luh-MIM-ee-un
Anthony Foli	FO-lee
Akbar Gbaja-Biamila	AHK-bar BAH-juh-BEE-uh-MILL-luh
Ryan Iata	eye-AH-ta
Freddie Keiaho	kee-AH-ho
Tommy Kirovski	keer-OV-skee
Mike Kracalik	CRACK-a-lik
Blake Lobel	LOO-bell
Steve Nevarez	nuh-VAR-ez
Adam Nyssen	NY-sun
Robert Ortiz	or-TEEZ
Kassim Osgood	kah-SIM
Nicholas Penalosa	pen-ah-LO-sah
Nephi Penerosa	NEE-fy pen-uh-RO-sah
Adrian Placinta	pla-CENT-uh
Seth Santoro	san-TOR-ow
Jeff Shoate	SHOAT
Brian Simnjanovski	sim-JAH-nov-SKEE
James Truvillion	truh-VIL-yon
Sikoti Uipi	suh-KO-tee you-WEEP-ee
Marviel Underwood	mar-VEE-el

## Injury Update

Pos. Name	Injury	Status
LB Rodney Allen	shoulder	doubtful
S Marcus Demps	knee	out
LB Freddie Keiaho	concussion	questionable

## Offense

<b>LT</b>	79 Brendan Darby (6-7, 300, Jr.) 74 Mike Kracalik (6-8, 330, So.)
<b>LG</b>	77 Shawn Dickie (6-5, 300, Jr.) 68 Raul Gomez (6-3, 305, Sr.)
<b>C</b>	60 Johnathan Ingram (6-2, 300, Sr.) 72 Jasper Harvey (6-3, 285, Fr.)
<b>RG</b>	74 Mike Kracalik (6-8, 330, So.) 70 Zach Barnes (6-1, 325, Jr.)
<b>RT</b>	73 Damien Holman (6-3, 310, Jr.) 74 Mike Kracalik (6-8, 330, So.)
<b>TE</b>	80 Tyson Thompson (6-2, 255, Sr.) 87 David Gorman (6-5, 250, Jr.)
<b>FL</b>	16 J.R. Tolver (6-2, 205, Sr.) 84 Wesley Williams (6-3, 220, Jr.)
<b>SLT</b>	85 Robert Ortiz (6-0, 180, Fr.) -or- 2 Ronnie Davenport (6-1, 195, Sr.)
<b>SE</b>	1 Kassim Osgood (6-5, 210, Sr.) 88 Lonnel Penman (6-2, 200, So.)
<b>RB</b>	21 James Truvillion (5-10, 195, Sr.) 20 Michael Franklin (5-7, 170, Fr.) 44 Garric Simmons (6-0, 220, Sr.)
<b>QB</b>	14 Adam Hall (6-3, 215, Jr.) 13 Lon Sheriff (6-3, 215, Sr.)

## Specialist

<b>PK</b>	17 Tommy Kirovski (5-11, 195, Sr.) 27 Brian Simnjanovski (6-3, 220, Sr.)
<b>H</b>	27 Brian Simnjanovski (6-3, 220, Sr.) 12 Adam Gray Hayward (6-2, 200, So.)
<b>PR</b>	16 J.R. Tolver (6-2, 205, Sr.) 20 Michael Franklin (5-7, 170, Fr.)
<b>KR</b>	20 Michael Franklin (5-7, 170, Fr.) 26 Jeff Shoate (5-10, 180, Jr.)
<b>KO</b>	27 Brian Simnjanovski (6-3, 220, Sr.) 17 Tommy Kirovski (5-11, 195, Sr.)

## Defense

<b>DE</b>	90 Ryan Iata (6-5, 250, Sr.) 98 Brandon Rager (6-3, 250, Jr.)
<b>DT</b>	96 Jared Ritter (6-3, 260, Sr.) 46 Blake Lobel (6-3, 255, So.)
<b>DT</b>	99 Brook Miller (6-4, 280, Jr.) 93 Freddie McCutcheon (6-0, 290, Fr.)
<b>DE</b>	94 Akbar Gbaja-Biamila (6-5, 250, Sr.) 50 Amon Arnold (6-4, 250, Sr.)
<b>SLB</b>	45 Stephen Larsen (6-1, 230, So.) 54 Heath Farwell (6-1, 220, So.)
<b>MLB</b>	34 Kirk Morrison (6-2, 235, So.) 48 Mathew McCoy (6-0, 215, Fr.)
<b>WLB</b>	35 Beau Trickey (6-1, 230, Jr.) 48 Matt McCoy (6-0, 215, Fr.)
<b>CB</b>	26 Jeff Shoate (5-10, 180, Jr.) 10 Hubert Caliste (6-2, 190, So.)
<b>SS</b>	42 Josh Dean (6-0, 210, So.) 38 Keith Ellison (6-1, 195, Fr.)
<b>FS</b>	5 Marviel Underwood (5-10, 190, So.) 38 Keith Ellison (6-1, 195, Fr.)
<b>CB</b>	3 Ricky Sharpe (6-1, 190, Sr.) 39 Jacob Elimimian (5-10, 170, Fr.)

<b>P</b>	27 Brian Simnjanovski (6-3, 220, Sr.) 17 Tommy Kirovski (5-11, 195, Sr.)
<b>LS</b>	53 Casey Naylor (6-2, 220, So.) 59 Robbie Ryan (6-4, 220, So.)



# San Diego State Travel Roster

**As of September 1, 2002**

## Alphabetical

No.	Name	Pos.	Ht.	Wt.	Yr.-Exp.	Hometown (Last School)
40	Rodney Allen	LB	6-0	220	Sr-3V	San Leandro (San Leandro)
50	Amon Arnold	DE	6-4	250	Sr-3V	Los Angeles (Crenshaw)
70	Zach Barnes	OL	6-1	325	Jr-TR	Castro Valley (Fresno City)
10	Hubert Caliste	DB	6-2	190	So-1V	New Orleans, La. (Carver)
4	Frederick Collins	RB	5-11	190	Fr-HS	Indio (La Quinta)
6	Kyle Conerly	WR	5-11	190	So-1V	San Diego (West Hills)
79	Brendan Darby	OT	6-7	300	Jr-2V	Tiburon (Redwood)
2	Ronnie Davenport	WR	6-1	195	Sr-TR	Woodside (California)
42	Josh Dean	DB	6-0	210	So-1V	Oakland (Bishop O'Dowd)
30	Marcus Demps	DB	6-0	195	Fr-RS	Palmdale (Highland)
77	Shawn Dickie	OL	6-5	300	Jr-1V	Irvine (Irvine)
83	Jason Dion	TE	6-3	265	Sr-JC	Bakersfield (Bakersfield)
39	Jacob Elimimian	DB	5-10	170	Fr-RS	Los Angeles (Crenshaw)
38	Keith Ellison	DB	6-1	195	Fr-HS	Redondo Beach (Union)
54	Heath Farwell	LB	6-1	220	So-TR	Corona (San Jose State)
81	Raleigh Fletcher	DT/TE	6-4	280	Jr-2V	Renton, Wash. (Renton)
49	Anthony Foli	DL	6-4	290	Jr-2V	Newbury Park (Newbury Park)
20	Michael Franklin	RB	5-7	170	Fr-RS	New Orleans, La. (St. Augustine)
94	Akbar Gbaja-Biamila	DL	6-5	250	Sr-2V	Los Angeles (Crenshaw)
68	Raul Gomez	OL	6-3	305	Sr-2V	Oceanside (Oceanside)
87	David Gorman	TE	6-5	250	Jr-SQ	San Diego (Humboldt St.)
12	Adam Gray-Hayward	WR	6-2	200	So-SQ	Ventura (St. Bonaventure HS)
14	Adam Hall	QB	6-3	215	Jr-1V	Austin, Texas (Texas)
72	Jasper Harvey	OL	6-3	285	Fr-RS	Marrero, La. (Archbishop Shaw)
73	Damien Holman	OL	6-3	310	Jr-TR	Stockton (Palomar)
90	Ryan Iata	DE	6-5	250	Sr-3V	Long Beach (Long Beach Poly)
60	Johnathan Ingram	OL	6-2	300	Sr-2V	Indio (La Quinta)
37	Kurt Kahui	DB	6-1	220	Fr-HS	Wailuku, HI (Baldwin)
33	Freddie Keiaho	LB	6-0	210	Fr-RS	Ventura (Buena)
17	Tommy Kirovski	PK	5-11	195	Sr-1V	Escondido (Palomar JC)
74	Mike Kracalik	OT	6-8	330	So-RS	Oceanside (El Camino)
45	Stephen Larsen	LB	6-1	230	So-1V	Chandler, Ariz. (Desert Vista)
46	Blake Lobel	DE	6-3	255	So-1V	Chino Hills (Diamond Bar)
22	Terrell Maze	DB	5-10	155	Fr-HS	Santa Monica (Santa Monica)
48	Matthew McCoy	LB	6-0	215	Fr-RS	Tustin (Tustin)
93	Freddie McCutcheon	DL	6-0	290	Fr-HS	Long Beach (Cabrillo)
99	Brook Miller	DL	6-4	280	Jr-RS	Bakersfield (Bakersfield JC)
11	Jermaine Moore	WR	5-11	190	Jr-TR	Easton, Penn (Hancock JC)
34	Kirk Morrison	LB	6-2	235	So-1V	Oakland (Bishop O'Dowd)
53	Casey Naylor	LS	6-2	220	So-1V	Phoenix, Ariz. (Sunnyslope)
65	Steve Nevarez	OL	6-3	280	So-SQ	San Fernando (San Fernando)
52	Adam Nyssen	LB	6-0	220	So-TR	Huntington Beach (Long Beach CC)
85	Robert Ortiz	WR	6-0	180	Fr-RS	San Diego (Horizon)
43	Dennis Ordiorne	RB	5-11	220	Sr-SQ	Tewksbury, Mass. (Tewksbury)
1	Kassim Osgood	WR	6-5	210	Sr-TR	Salinas (North Salinas/Cal Poly)
88	Lonnel Penman	WR	6-2	200	So-SQ	Long Beach (Long Beach Poly)
9	Kevin Pierce	QB	6-2	195	Fr-RS	Hemet (West Valley)
98	Brandon Rager	DL	6-3	250	Jr-TR	Roswell, N.M. (Sacramento CC)
15	LaVance Ray	DB	6-0	180	Jr-TR	Clovis (Fresno CC)
96	Jared Ritter	DT	6-3	260	Sr-2V	Mission Viejo (Mission Viejo)
59	Robbie Ryan	LS	6-4	220	So-1V	Coronado (Coronado)
3	Ricky Sharpe	DB	6-1	190	Sr-3V	San Diego (Mt. Carmel)
13	Lon Sheriff	QB	6-3	210	Sr-3V	Santee (West Hills)
26	Jeff Shoate	DB	5-10	180	Jr-1V	San Diego (Serra/Montana)
44	Garric Simmons	RB	6-0	210	Sr-1V	Glendale, Ariz. (Washington)
27	Brian Simnjanovski	P/PK	6-3	220	Sr-3V	Escondido (Escondido)
78	Gerald Sykes	OL	6-1	310	Jr-TR	San Diego (Kearny/Palomar)
80	Tyson Thompson	TE	6-2	255	Sr-JC	Oceanside (Palomar JC)
16	J.R. Tolver	WR	6-2	205	Sr-3V	San Diego (Mira Mesa)
35	Beau Trickey	LB	6-1	230	Jr-1V	Houston, Texas (Kingwood)
21	James Truvillion	RB	5-10	195	Sr-3V	San Marcos (San Marcos)
5	Marviel Underwood	DB	5-10	190	So-1V	San Leandro (San Leandro)
55b	Jerald Watkins	LB	6-2	215	Sr-Sq	Upland (Upland)
84	Wesley Williams	WR	6-3	220	Jr-TR	Fairfield (San Joaquin Delta CC)

# San Diego State 2002 Statistics

Through One Game

Overall: 0-1 (Home: 0-0, Away 0-1); Mountain West Conference 0-0 (Home: 0-0, Away 0-0)

## ► Results/Attendance

Date	Opponent	Result	TV	Attendance
A.29	at Fresno State	L 14-16	ESPN2	39,111
S.7	at Colorado		FSN	4:05 p.m.
S.14	Arizona State		Fox-Az.	7:05 p.m.
S.21	at Idaho		none	2:05 p.m.
S.28	UCLA			TBA
O.12	Utah*			TBA
O.19	at Wyoming*			TBA
O.26	UNLV* (HC)			4:05 p.m.
N.2	at Brigham Young*			TBA
N.9	at New Mexico*		Sp.West	TBA
N.16	Colorado State*			TBA
N.23	at Air Force*			TBA
D.7	at Hawai'i			TBA

All times Pacific. \* - Mountain West Conference Game. HC - Homecoming

## ► Score-By-Quarters

	1	2	3	4	OT	-	Total
San Diego State	0	0	7	7		-	14
Opponents	0	10	0	6		-	16

## ► Team Statistics

	San Diego State	Opponents
<b>SCORING</b>	14	16
Points Per Game	14.0	16.0
<b>FIRST DOWNS</b>	19	18
Rushing	4	7
Passing	11	10
Penalty	4	1
<b>RUSHING YARDAGE</b>	38	66
Yards gained rushing	77	113
Yards lost rushing	39	47
Rushing Attempts	24	38
Average Per Rush	1.6	1.7
Average Per Game	38.0	66.0
TDs Rushing	1	0
<b>PASSING YARDAGE</b>	240	196
Att-Comp-Int	37-25-1	35-21-0
Average Per Pass	6.5	5.6
Average Per Catch	9.6	9.3
Average Per Game	240.0	196.0
TDs Passing	1	1
<b>TOTAL OFFENSE</b>	278	262
Total Plays	61	73
Average Per Play	4.6	3.6
Average Per Game	278.0	262.0
<b>KICK RETURNS: #-YARDS</b>	5-90	1-17
<b>PUNT RETURNS: #-YARDS</b>	2-8	3-31
<b>INT RETURNS: #-YARDS</b>	0-0	1-12
<b>KICK RETURN AVERAGE</b>	18.0	17.0
<b>PUNT RETURN AVERAGE</b>	4.0	10.3
<b>INT RETURN AVERAGE</b>	0.0	12.0
<b>FUMBLES-LOST</b>	1-1	4-1
<b>PENALTIES-YARDS</b>	5-39	7-74
Average Per Game	39.0	74.0
<b>PUNTS-YARDS</b>	6-253	5-218
Average Per Punt	42.2	43.6
Net punt average	37.0	42.0
<b>TIME OF POSSESSION/GAME</b>	25:05	34:55
<b>3RD-DOWN CONVERSIONS</b>	7/15	6/17
3rd-Down Pct	47%	35%
<b>4TH-DOWN CONVERSIONS</b>	0/0	1/1
4th-Down Pct	0%	100%
<b>SACKS BY-YARDS</b>	3-18	4-19
MISC YARDS	0	0
<b>TOUCHDOWNS SCORED</b>	2	1
<b>FIELD GOALS-ATTEMPTS</b>	0-2	3-4
<b>PAT-ATTEMPTS</b>	2-2	1-1
<b>ATTENDANCE</b>	0	39,111
Games/Avg Per Game	0/0	1/39,111

## ► Rushing

Player	G	Att	Gain	Loss	Net	Avg	TD	Game		
								Long	Avg	High
TRUVILLION, Jam	1	15	68	0	68	4.5	1	22	68.0	68 at FSU
TOLVER, J.R.	1	1	3	0	3	3.0	0	3	3.0	3 at FSU
SIMMONS, Garric	1	2	1	0	1	0.5	0	1	1.0	1 at FSU
HALL, Adam	1	5	5	19	-14	-2.8	0	5	-14.0	
Team	1	1	0	20	-20	-20.0	0	0	-20.0	
<b>TOTAL</b>	1	24	77	39	38	1.6	1	22	38.0	38 at FSU
<b>OPPONENTS</b>	1	38	113	47	66	1.7	0	15	66.0	66 by FSU

## ► Passing

Player	G	Effic	A-C-I	Pct	Yds	TD	Long	Game	
								Avg	High
HALL, Adam	1	125.57	37-25-1	67.6	240	1	45	240.0	240 at FSU
<b>TOTAL</b>	1	125.57	37-25-1	67.6	240	1	45	240.0	240 at FSU
<b>OPPONENTS</b>	1	116.47	35-21-0	60.0	196	1	28	196.0	196 by FSU

## ► Receiving

Player	G	No	Yds	Avg	TD	Long	Game		
							Rec	Avg	High
TOLVER, J.R.	1	10	158	15.8	1	45	10.0	158.0	158 at FSU
OSGOOD, Kassim	1	9	58	6.4	0	11	9.0	58.0	58 at FSU
DAVENPORT, Ronn	1	3	12	4.0	0	10	3.0	12.0	12 at FSU
THOMPSON, Tyson	1	1	11	11.0	0	11	1.0	11.0	11 at FSU
PENMAN, Lonnel	1	1	1	1.0	0	1	1.0	1.0	1 at FSU
TRUVILLION, Jam	1	1	0	0.0	0	0	1.0	0.0	
<b>TOTAL</b>	1	25	240	9.6	1	45	25.0	240.0	240 at FSU
<b>OPPONENTS</b>	1	21	196	9.3	1	28	21.0	196.0	196 by FSU

## ► Scoring

Player	TD	FGs	Kick	PATs		Pass	DXP	Saf	Points
				Rush	Rcv				
TOLVER, J.R.	1	0-0	0-0	0-0	0	0-0	0	0	6
TRUVILLION, Jam	1	0-0	0-0	0-0	0	0-0	0	0	6
KIROVSKI, Tommy	0	0-2	2-2	0-0	0	0-0	0	0	2
<b>TOTAL</b>	2	0-2	2-2	0-0	0	0-0	0	0	14
<b>OPPONENTS</b>	1	3-4	1-1	0-0	0	0-0	0	0	16

## ► Punting

Player	No.	Yds	Avg	Long	TB	FC	I20	Blkd
SIMNJANOVSKI, B	6	253	42.2	58	0	0	1	0
<b>TOTAL</b>	6	253	42.2	58	0	0	1	0
<b>OPPONENTS</b>	5	218	43.6	52	0	0	2	0

## ► Field Goals

Player	FGM-FGA	Pct	01-19	20-29	30-39	40-49	50-99	Lg	Blk
KIROVSKI, Tommy	0-2	0.0	0-0	0-0	0-2	0-0	0-0	0	1
<b>TOTAL</b>	0-2	0.0	0-0	0-0	0-2	0-0	0-0	0	1
<b>OPPONENTS</b>	3-4	75.0	0-0	0-0	1-1	2-3	0-0	43	0

## ► 2002 Game Summaries

Game	Score By Quarters				First Downs				Rushing			Passing			Total Off.		Return	Punting	Fumbles	Pen.	Third	Avg.		
	Score	1	2	3	4	Tot	Ru	Pa	Pn	Att	Yards	TD	A-C-I	Yards	TD	Att	Yards	Yards	No-Avg	No-Lost	No-Yds	Downs	F. Pos	ToP
SDSU	14	0	0	7	7	19	4	11	4	24	38	1	37-25-1	240	1	61	278	98	6-42.2	1-1	5-39	7-15	S 24	25:05
Fresno St.	16	0	10	0	6	18	7	10	1	38	66	0	35-21-0	196	1	73	262	60	5-43.6	4-1	7-74	6-17	F 37	34:55
SDSU																								
Colorado																								
SDSU																								
Arizona St.																								
SDSU																								
Idaho																								
SDSU																								
UCLA																								
SDSU																								
Utah																								
SDSU																								
Wyoming																								
SDSU																								
UNLV																								
SDSU																								
BYU																								
SDSU																								
UNM																								
SDSU																								
Colorado St.																								
SDSU																								
Air Force																								
SDSU																								
Hawai'i																								

## ► Defensive Statistics

Player	G	UT	AT	TT	Loss	Sacks	Int	PBU	QBH	FR	FF	BK	SA
SHARPE, Ricky	1	5	2	7	.	.	.	1	.	.	.	.	.
UNDERWOOD, Marv	1	2	4	6	1-1	.	.	1	.	.	.	.	.
MORRISON, Kirk	1	4	2	6	2-6	.	.	.	.	1-0	.	.	.
TRICKEY, Beau	1	3	2	5	.	.	.	.	.	.	.	.	.
DEAN, Josh	1	2	3	5	1-3	.	.	1	.	.	.	.	.
GBAJABIAMILA, A	1	4	1	5	1-2	.	.	.	.	.	.	.	.
MCCOY, Matthew	1	2	2	4	.	.	.	.	.	.	.	.	.
LOBEL, Blake	1	3	1	4	1-7	1-7	.	.	.	.	.	.	.
MILLER, Brooke	1	4	.	4	1-3	1-3	.	1	.	.	.	.	.
SHOATE, Jeff	1	2	2	4	.	.	.	.	.	.	.	.	.
LARSEN, Stephen	1	4	.	4	.	.	.	1	.	.	.	.	.
RITTER, Jared	1	2	1	3	1-8	1-8	.	.	.	.	.	.	.
FARWELL, Heath	1	2	.	2	.	.	.	.	.	.	1	.	.
CONERLY, Kyle	1	1	.	1	.	.	.	.	.	.	.	.	.
CALISTE, Hubert	1	1	.	1	.	.	.	.	.	.	.	.	.
ALLEN, Rodney	1	1	.	1	.	.	.	.	.	.	.	.	.
RAGER, Brandon	1	1	.	1	.	.	.	.	.	.	.	.	.
IATA, Ryan	1	.	1	1	.	.	.	.	.	.	.	.	.
SIMMONS, Garric	1	1	.	1	.	.	.	.	.	.	.	.	.
ELIMIMIAN, Jaco	1	.	1	1	.	.	.	.	.	.	.	.	.
TOLVER, J.R.	1	1	.	1	.	.	.	.	.	.	.	.	.
<b>TOTALS.</b>	<b>1</b>	<b>45</b>	<b>22</b>	<b>67</b>	<b>8-30</b>	<b>3-18</b>	.	<b>5</b>	.	<b>1-0</b>	<b>1</b>	.	.
<b>OPPONENTS</b>	<b>1</b>	<b>-</b>	<b>-</b>	<b>-</b>	<b>-</b>	<b>4-19</b>	<b>1-12</b>	<b>2</b>	.	<b>1-0</b>	.	<b>1</b>	.

## ► Total Offense

Player	G	Plays	Rush	Pass	Total	Avg/G
HALL, Adam	1	42	-14	240	226	226.0
TRUVILLION, Jam	1	15	68	0	68	68.0
TOLVER, J.R.	1	1	3	0	3	3.0
SIMMONS, Garric	1	2	1	0	1	1.0
Team	1	1	-20	0	-20	-20.0
<b>TOTAL</b>	<b>1</b>	<b>61</b>	<b>38</b>	<b>240</b>	<b>278</b>	<b>278.0</b>
<b>OPPONENTS</b>	<b>1</b>	<b>73</b>	<b>66</b>	<b>196</b>	<b>262</b>	<b>262.0</b>

## ► All-Purpose Yardage

Player	GRush	Rec	PR	KR	IR	FR	Tot	Avg
TOLVER, J.R.	1	3	158	0	0	0	161	161.0
FRANKLIN, Mike	1	0	0	8	72	0	80	80.0
TRUVILLION, Jam	1	68	0	0	0	0	68	68.0
OSGOOD, Kassim	1	0	58	0	0	0	58	58.0
MOORE, Jermaine	1	0	0	0	18	0	18	18.0
DAVENPORT, Ronn	1	0	12	0	0	0	12	12.0
THOMPSON, Tyson	1	0	11	0	0	0	11	11.0
SIMMONS, Garric	1	1	0	0	0	0	1	1.0
PENMAN, Lonnel	1	0	1	0	0	0	1	1.0
HALL, Adam	1	-14	0	0	0	0	-14	-14.0
Team	1	-20	0	0	0	0	-20	-20.0
<b>TOTAL</b>	<b>1</b>	<b>38</b>	<b>240</b>	<b>8</b>	<b>90</b>	<b>0</b>	<b>376</b>	<b>376.0</b>
<b>OPPONENTS</b>	<b>1</b>	<b>66</b>	<b>196</b>	<b>31</b>	<b>17</b>	<b>12</b>	<b>322</b>	<b>322.0</b>

## ► Kickoff Returns

Player	No	Yds	Avg	TD	Long
FRANKLIN, Mike	4	72	18.0	0	23
MOORE, Jermaine	1	18	18.0	0	18
<b>TOTAL</b>	<b>5</b>	<b>90</b>	<b>18.0</b>	<b>0</b>	<b>23</b>
<b>OPPONENTS</b>	<b>1</b>	<b>17</b>	<b>17.0</b>	<b>0</b>	<b>17</b>

## ► Punt Returns

Player	No	Yds	Avg	TD	Long
FRANKLIN, Mike	2	8	4.0	0	6
<b>TOTAL</b>	<b>2</b>	<b>8</b>	<b>4.0</b>	<b>0</b>	<b>6</b>
<b>OPPONENTS</b>	<b>3</b>	<b>31</b>	<b>10.3</b>	<b>0</b>	<b>19</b>

## ► Interception Returns

Player	No	Yds	Avg	TD	Long
<b>TOTAL</b>	<b>0</b>	<b>0</b>	<b>0.0</b>	<b>0</b>	<b>0</b>
<b>OPPONENTS</b>	<b>1</b>	<b>12</b>	<b>12.0</b>	<b>0</b>	<b>12</b>

# San Diego State 2002 Statistics

Through One Game

Overall: 0-1 (Home: 0-0, Away 0-1); Mountain West Conference 0-0 (Home: 0-0, Away 0-0)

## ► Scoring Drives

Opponent	Plays	Yards	Drive Time	Time of Score	Score Qtr/Time	Drive Start	Scoring Play	QB
at Fresno State	8	96	2:18	TD	0:11/3rd	SD 4	Truvillion 1-yd run	Hall
at Fresno State	7	81	1:56	TD	6:30/4th	SD 19	Tolver 31-yd pass from Hall	Hall

## ► Drive Superlatives

	SAN DIEGO STATE	OPPONENT
Longest Number of Plays/Result	10 - three times	14/TD by Fresno State
Most Yards Consumed/Result	96/TD at Fresno State	61/TD by Fresno State
Most Possession Time/Result	3:46/missed FG at Fresno Stste	8:16/TD by Fresno State

## ► Longest Plays

SAN DIEGO STATE		
Yards	Opponent	Play (Situation)
45	Fresno State	J.R. Tolver pass from Adam Hall (1st and 10 at the FSU 31)
22	Fresno State	James Truvillion rush (3rd and goal at the 1)

Number of plays, from scrimmage, 20-plus yards: 2 (1 pass, 1 rush)

Number of plays, from scrimmage, 40-plus yards: 1 (1 pass)

Returns	Opponent	Play
Kickoff	Fresno State	Mike Franklin 23 yards
Punt	Fresno State	Brian Simnjanovski 58-yard punt
Interception	-	-
Fumble	-	-

Number of returns 20+ yards: 2 (2 kickoff)

Number of returns 30+ yards: 0

## OPPONENTS

Yards	Team	Play (Situation)
28	Fresno State	Mark Wood pass from Paul Pinegar (3rd and 17 at the FSU 47)
19	Fresno State	Adam Jennings pass from Paul Pinegar (2nd and 9 at the FSU 21)

Number of plays, from scrimmage, 20-plus yards: 1 (1 pass)

Number of plays, from scrimmage, 40-plus yards: 0

Returns	Team	Player
Kickoff	Fresno State	Deandre Gilbert 19 yards
Punt	Fresno State	Jason Simpson 52 yards
Interception	Fresno State	Cameron Worrell 12 yards
Fumble	-	-

Number of returns 20+ yards: 0

Number of returns 30+ yards: 0

## ► Scoring Drive Analysis

Distance	SDSU		Opponent	
	TD	FG	TD	FG
Minus	0	0	0	0
0-9	0	0	0	1
10-19	0	0	0	0
20-29	0	0	0	0
30-39	0	0	0	1
40-49	0	0	0	1
50-59	0	0	0	0
60-69	0	0	1	0
70-79	0	0	0	0
80-89	1	0	0	0
90-99	1	0	0	0

## ► Game Opening Drives

Game	SDSU		Opponent	
	Pts.	FD Yds.	Pts.	FD Yds.
Fresno State	0	2 34	0	1 13
Colorado				
Arizona State				
Idaho				
UCLA				
Utah				
Wyoming				
UNLV				
Brigham Young				
New Mexico				
Colorado State				
Air Force				
Hawai'i				

## ► 2nd Half Opening Drives

Game	SDSU		Opponent	
	Pts.	FD Yds.	Pts.	FD Yds.
Fresno State	0	3 54	0	1 16
Colorado				
Arizona State				
Idaho				
UCLA				
Utah				
Wyoming				
UNLV				
Brigham Young				
New Mexico				
Colorado State				
Air Force				
Hawai'i				

## ► Total Possessions

	No.	Avg. Snaps	3-Plays Snaps/	
			& Out*	TD
San Diego State	12	5.1	6	30.5
Opponents	12	6.1	5	73.0

\* - Less if there is a turnover or clock expired, assuming no first downs or touchdown.

### ► First Down Rushing

Player	Att.	Yards	Avg.	TD	FD	Long
TRUVILLION, Jam	10	52	5.2	0	2	22
HALL, Adam	1	5	5.0	0	0	5
TOLVER, J.R.	1	3	3.0	0	0	3
<b>TOTAL</b>	<b>12</b>	<b>60</b>	<b>5.0</b>	<b>0</b>	<b>2</b>	<b>22</b>
<b>OPPONENTS</b>	<b>19</b>	<b>63</b>	<b>3.3</b>	<b>0</b>	<b>2</b>	<b>15</b>

Does not include sacks or team rushes.

### ► First Down Passing

Player	G	A-C-I	Pct	Yds	FD	TD	Long	Sacks
HALL, Adam	1	16-13-1	81.3	154	5	1	45	1/0
<b>TOTAL</b>	<b>1</b>	<b>16-13-1</b>	<b>81.3</b>	<b>154</b>	<b>5</b>	<b>1</b>	<b>45</b>	<b>1/0</b>
<b>OPPONENTS</b>	<b>1</b>	<b>11-7-0</b>	<b>63.6</b>	<b>68</b>	<b>3</b>	<b>0</b>	<b>15</b>	<b>0/0</b>

### ► First Down Receiving

Player	No.	Yards	Avg.	FD	TD	Long
TOLVER, J.R.	7	125	17.9	4	1	45
OSGOOD, Kassim	3	16	5.3	0	0	9
DAVENPORT, Ronnie	2	2	1.0	0	0	6
THOMPSON, Tyson	1	11	11.0	1	0	11
<b>TOTAL</b>	<b>13</b>	<b>154</b>	<b>11.8</b>	<b>5</b>	<b>1</b>	<b>45</b>
<b>OPPONENTS</b>	<b>7</b>	<b>68</b>	<b>9.7</b>	<b>3</b>	<b>0</b>	<b>15</b>

## ► Single-Game Superlatives

#### Individual

- Longest Scoring Run:** 1, James Truvillion at Fresno State (8-29-02)
- Longest Non-Scoring Run:** 22, James Truvillion at Fresno State (8-29-02)
- Longest Scoring Pass:** 31, J.R. Tolver from Adam Hall at Fresno State (8-29-02)
- Longest Non-Scoring Pass:** 45, J.R. Tolver from Adam Hall at Fresno State (8-29-02)
- Longest Kickoff Return:** 23, Mike Franklin at Fresno State (8-29-02)
- Longest Punt Return:** 6, Mike Franklin at Fresno State (8-29-02)
- Longest Interception Return:** none
- Longest Punt:** 58, Brian Simnjanovski at Fresno State (8-29-02)
- Longest Field Goal:** none
- Most Touchdowns:** 1, James Truvillion and J.R. Tolver at Fresno State (8-29-02)
- Most Rushing Attempts:** 15, James Truvillion at Fresno State (8-29-02)
- Most Rushing Yards:** 68, James Truvillion at Fresno State (8-29-02)
- Most Pass Attempts:** 37, Adam Hall at Fresno State (8-29-02)
- Most Pass Completions:** 25, Adam Hall at Fresno State (8-29-02)
- Most Passing Yards:** 240, Adam Hall at Fresno State (8-29-02)
- Most Touchdown Passes:** 1, Adam Hall at Fresno State (8-29-02)
- Most Receptions:** 10, J.R. Tolver at Fresno State (8-29-02)
- Most Receiving Yards:** 158, J.R. Tolver at Fresno State (8-29-02)
- Most Total Offensive Plays:** 42, Adam Hall at Fresno State (8-29-02)
- Most Total Offense:** 226, Adam Hall at Fresno State (8-29-02)
- Most All-Purpose Yardage:** 161, J.R. Tolver at Fresno State (8-29-02)
- Most Field Goals Attempted:** 2, Tommy Kirovski at Fresno State (8-29-02)
- Most Field Goals Made:** none
- Most Pass Interceptions:** none
- Most Tackles:** 7, Ricky Sharpe at Fresno State (8-29-02)
- Most Solo Tackles:** 5, Ricky Sharpe at Fresno State (8-29-02)
- Most Quarterback Sacks:** 1 - three players
- Most Tackles for Loss:** 2, Marviel Underwood at Fresno State (8-29-02)
- Most Passes Broken Up:** 1 - five players

### ► Third-Fourth Down Rushing

Player	Att.	FD	Pct.	Yards	Avg.	TD	3rd/4th & 1	
							Att.	FD
TRUVILLION, Jam	5	3	60.0	17	3.4	1	2	2
<b>TOTAL</b>	<b>5</b>	<b>3</b>	<b>60.0</b>	<b>17</b>	<b>3.4</b>	<b>0</b>	<b>2</b>	<b>2</b>
<b>OPPONENTS</b>	<b>2</b>	<b>1</b>	<b>50.0</b>	<b>-3</b>	<b>-1.5</b>	<b>0</b>	<b>1</b>	<b>1</b>

Does not include sacks.

### ► Third-Fourth Down Passing

Player	G	A-C-I	Pct	Yds	FD	TD	Long	Sacks
HALL, Adam	1	9-6-1	66.7	47	4	0	15	1/-11
<b>TOTAL</b>	<b>1</b>	<b>9-6-1</b>	<b>66.7</b>	<b>47</b>	<b>4</b>	<b>0</b>	<b>15</b>	<b>1/-11</b>
<b>OPPONENTS</b>	<b>1</b>	<b>15-7-0</b>	<b>46.7</b>	<b>78</b>	<b>5</b>	<b>0</b>	<b>28</b>	<b>0/0</b>

### ► Third-Fourth Down Receiving

Player	No.	Yards	Avg.	FD	TD	Long
OSGOOD, Kassim	3	22	7.3	2	0	11
TOLVER, J.R.	1	15	15.0	1	0	15
DAVENPORT, Ronnie	1	10	10.0	1	0	10
TRUVILLION, Jam	1	0	0.0	0	0	0
<b>TOTAL</b>	<b>6</b>	<b>47</b>	<b>7.8</b>	<b>4</b>	<b>0</b>	<b>15</b>
<b>OPPONENTS</b>	<b>7</b>	<b>78</b>	<b>11.1</b>	<b>5</b>	<b>0</b>	<b>28</b>

#### Offensive Bests

- Most First Downs:** 19 at Fresno State (8-29-01)
- Most Rushing Attempts:** 24 at Fresno State (8-29-01)
- Most Rushing Yards:** 38 at Fresno State (8-29-01)
- Most Pass Attempts:** 37 at Fresno State (8-29-01)
- Most Completions:** 25 at Fresno State (8-29-01)
- Most Passing Yards:** 240 at Fresno State (8-29-01)
- Most Offensive Plays:** 61 at Fresno State (8-29-01)
- Most Total Offense:** 278 at Fresno State (8-29-01)
- Fewest Fumbles:** 1 at Fresno State (8-29-01)
- Fewest Turnovers:** 2 at Fresno State (8-29-01)
- Most Time of Possession:** 25:05 at Fresno State (8-29-01)
- Longest Touchdown Drive:** 96 at Fresno State (8-29-01)

#### Defensive Bests

- Fewest First Downs :** 18 at Fresno State (8-29-01)
- Fewest Rushing Attempts, Allowed :** 38 at FSU (8-29-01)
- Fewest Rushing Yards, Allowed :** 66 at Fresno State (8-29-01)
- Fewest Pass Completions, Allowed :** 21 at FSU (8-29-01)
- Fewest Passing Yards, Allowed :** 196 at Fresno State (8-29-01)
- Most Interceptions :** 1 at Fresno State (8-29-01)
- Fewest Total Plays, Allowed :** 73 at Fresno State (8-29-01)
- Fewest Total Yards, Allowed :** 262 at Fresno State (8-29-01)
- Most Fumbles Forced :** 1 at Fresno State (8-29-01)
- Most Fumbles Recovered :** 1 at Fresno State (8-29-01)
- Most Passes Broken Up :** 5 at Fresno State (8-29-01)
- Most Quarterback Sacks :** 3 at Fresno State (8-29-01)
- Most Tackles for Loss :** 8 at Fresno State (8-29-01)

### ► Rushing, Individual Game-By-Game

Opponent	HALL			SIMMONS			TOLVER			TRUVILLION		
	Att	Yds	TD	Att	Yds	TD	Att	Yds	TD	Att	Yds	TD
Fresno State	5	-14	0	2	1	0	1	3	0	15	68	1
Colorado												
Arizona State												
Idaho												
UCLA												
Utah												
Wyoming												
UNLV												
Brigham Young												
New Mexico												
Colorado State												
Air Force												
Hawai'i												
<b>TOTALS</b>	<b>5</b>	<b>-14</b>	<b>0</b>	<b>2</b>	<b>1</b>	<b>0</b>	<b>1</b>	<b>3</b>	<b>0</b>	<b>15</b>	<b>68</b>	<b>1</b>

### ► Passing, Individual Game-By-Game

Opponent	HALL			
	A-C-I	Yds	TD	
Fresno State	37-25-1	240	1	
Colorado				
Arizona State				
Idaho				
UCLA				
Utah				
Wyoming				
UNLV				
Brigham Young				
New Mexico				
Colorado State				
Air Force				
Hawai'i				
<b>TOTALS</b>	<b>37-25-1</b>	<b>240</b>	<b>1</b>	

### ► Receiving, Individual Game-By-Game

Opponent	DAVENPORT			PENMAN			OSGOOD			THOMPSON			TOLVER			TRUVILLION		
	No	Yds	TD	No.	Yds	TD	No.	Yds	TD	No	Yds	TD	No	Yds	TD	No	Yds	TD
Fresno State	3	12	0	1	1	0	9	58	0	1	11	0	10	158	1	1	0	0
Colorado																		
Arizona State																		
Idaho																		
UCLA																		
Utah																		
Wyoming																		
UNLV																		
Brigham Young																		
New Mexico																		
Colorado State																		
Air Force																		
Hawai'i																		
<b>TOTALS</b>	<b>3</b>	<b>12</b>	<b>0</b>	<b>1</b>	<b>1</b>	<b>0</b>	<b>9</b>	<b>58</b>	<b>0</b>	<b>1</b>	<b>11</b>	<b>0</b>	<b>10</b>	<b>158</b>	<b>1</b>	<b>1</b>	<b>0</b>	<b>0</b>

### ► Defensive, Individual Game-By-Game

Opponent	ALLEN				CALISTE				CONERLY				DEAN				ELIMIMIAN				FARWELL			
	U	A	TT	Other	U	A	TT	Other	U	A	TT	Other	U	A	TT	Other	U	A	TT	Other	U	A	TT	Other
Fresno State	1	0	1	-	1	0	1	-	1	0	1	-	2	3	5	TFL: 1-3	0	1	1	-	2	0	2	FF
Colorado																								
Arizona State																								
Idaho																								
UCLA																								
Utah																								
Wyoming																								
UNLV																								
Brigham Young																								
New Mexico																								
Colorado State																								
Air Force																								
Hawai'i																								
<b>TOTALS</b>	<b>1</b>	<b>0</b>	<b>1</b>	<b>-</b>	<b>1</b>	<b>0</b>	<b>1</b>	<b>-</b>	<b>1</b>	<b>0</b>	<b>1</b>	<b>-</b>	<b>2</b>	<b>3</b>	<b>5</b>	<b>TFL: 1-3</b>	<b>0</b>	<b>1</b>	<b>1</b>	<b>-</b>	<b>2</b>	<b>0</b>	<b>2</b>	<b>FF</b>

## ► Defensive, Individual Game-By-Game

Opponent	GBAJA-BIAMILA				IATA				LARSEN				LOBEL				MCCOY				MILLER											
	U	A	TT	Other	U	A	TT	Other	U	A	TT	Other	U	A	TT	Other	U	A	TT	Other	U	A	TT	Other	U	A	TT	Other				
Fresno State	4	1	5	TFL: 1-2	0	1	1	-	4	0	4	PBU	3	1	4	SK: 1-7	2	2	4	-	4	0	4	SK: 1-3								
Colorado																																
Arizona State																																
Idaho																																
UCLA																																
Utah																																
Wyoming																																
UNLV																																
Brigham Young																																
New Mexico																																
Colorado State																																
Air Force																																
Hawai'i																																
<b>TOTALS</b>					<b>0</b>	<b>1</b>	<b>1</b>	<b>-</b>	<b>4</b>	<b>0</b>	<b>4</b>	<b>PBU</b>	<b>3</b>	<b>1</b>	<b>4</b>	<b>SK: 1-7</b>	<b>2</b>	<b>2</b>	<b>4</b>	<b>-</b>	<b>4</b>	<b>0</b>	<b>4</b>	<b>SK: 1-3</b>								

Opponent	MORRISON				RAGER				RITTER				SHARPE				SHOATE				SIMMONS							
	U	A	TT	Other	U	A	TT	Other	U	A	TT	Other	U	A	TT	Other	U	A	TT	Other	U	A	TT	Other	U	A	TT	Other
Fresno State	4	2	6	TFL: 2-6	1	0	1	-	2	1	3	SK: 1-8	5	2	7	PBU	2	2	4	-	1	0	1	-				
Colorado																												
Arizona State																												
Idaho																												
UCLA																												
Utah																												
Wyoming																												
UNLV																												
Brigham Young																												
New Mexico																												
Colorado State																												
Air Force																												
Hawai'i																												
<b>TOTALS</b>	<b>4</b>	<b>2</b>	<b>6</b>	<b>TFL: 2-6</b>	<b>1</b>	<b>0</b>	<b>1</b>	<b>-</b>	<b>2</b>	<b>1</b>	<b>3</b>	<b>SK: 1-8</b>	<b>5</b>	<b>2</b>	<b>7</b>	<b>PBU</b>	<b>2</b>	<b>2</b>	<b>4</b>	<b>-</b>	<b>1</b>	<b>0</b>	<b>1</b>	<b>-</b>				

Opponent	TRICKEY				TOLVER				UNDERWOOD			
	U	A	TT	Other	U	A	TT	Other	U	A	TT	Other
Fresno State	3	2	5	-	1	0	1	-	2	4	6	TFL: 1-1
Colorado												
Arizona State												
Idaho												
UCLA												
Utah												
Wyoming												
UNLV												
Brigham Young												
New Mexico												
Colorado State												
Air Force												
Hawai'i												
<b>TOTALS</b>	<b>3</b>	<b>2</b>	<b>5</b>	<b>-</b>	<b>1</b>	<b>0</b>	<b>1</b>	<b>-</b>	<b>2</b>	<b>4</b>	<b>6</b>	<b>TFL: 1-1</b>

## ► Drive Engineering

Quarterback	Drives Started	Drives Ended By									Points Yielded	Pts./ Drive	QB Efficiency
		TD	FG	MFG	Punts	Downs	TO	SF	Clock				
Hall	12	2	0	2	6	0	2	0	0	0	14	1.17	33.3
<b>TOTAL</b>	<b>12</b>	<b>2</b>	<b>0</b>	<b>2</b>	<b>6</b>	<b>0</b>	<b>2</b>	<b>0</b>	<b>0</b>	<b>0</b>	<b>14</b>	<b>1.17</b>	<b>33.3</b>
<b>OPPONENTS</b>	<b>12</b>	<b>1</b>	<b>3</b>	<b>1</b>	<b>5</b>	<b>0</b>	<b>1</b>	<b>0</b>	<b>1</b>	<b>1</b>	<b>16</b>	<b>1.33</b>	<b>45.5</b>

QB Efficiency is drives that resulted in scores or missed field goals divided by number of drives minus drives ended by the clock.

## ► Red Zone (Inside the 20)

	Times Inside Opp. 20	Drives Ended By									Total Points	TD Pct.	Scoring Pct.
		TD	FG	MFG	Punts	Downs	TO	SF	Clock				
<b>TOTAL</b>	<b>3</b>	<b>1</b>	<b>0</b>	<b>2</b>	<b>0</b>	<b>0</b>	<b>0</b>	<b>0</b>	<b>0</b>	<b>0</b>	<b>7</b>	<b>33.3</b>	<b>33.3</b>
<b>OPPONENTS</b>	<b>2</b>	<b>1</b>	<b>1</b>	<b>0</b>	<b>0</b>	<b>0</b>	<b>0</b>	<b>0</b>	<b>0</b>	<b>0</b>	<b>10</b>	<b>50.0</b>	<b>100.0</b>

## ► Average Starting Field Position

Quarterback	Times Started	Total Yard Line	Average Field Pos	Started in Opp.	Scores	TD	FG	MFG	Punts	Downs	TO	Clock	Total Points
<b>OPPONENTS</b>	<b>12</b>	<b>444</b>	<b>37.0</b>	<b>3</b>	<b>1</b>	<b>0</b>	<b>1</b>	<b>0</b>	<b>1</b>	<b>0</b>	<b>0</b>	<b>1</b>	<b>3</b>

