



ARMY WEST POINT BASEBALL GAME NOTES

SERIES INFORMATION

Dates: April 17-19
Times (ET): 3:35 p.m., 1:05 p.m. & 1:05 p.m.
TV: ESPN+
All-Time Series: Army leads, 94-66
Last Meeting: 4/27/25 - L, 6-10

2026 SCHEDULE AND RESULTS

FEBRUARY

13	at No. 19 Clemson	ACCN	L, 2-3
14	at No. 19 Clemson	ACCN	L, 0-10 (8)
15	at No. 19 Clemson	ACCN	L, 0-7
20	at South Carolina	ESPN+	W, 9-5
21	vs. Air Force ^		W, 11-3
22	at The Citadel	ESPN+	L, 8-14
27	at Queens	OUSN	W, 3-2
28	at Queens	OUSN	W, 4-3

MARCH

1	at Queens	OUSN	W, 5-2
6	at VCU	ESPN+	L, 3-4 (10)
7	at VCU	ESPN+	L, 3-11
8	at VCU	ESPN+	L, 3-11
10	MERRIMACK	ESPN+	W, 10-9
11	MERRIMACK	ESPN+	L, 4-8
13	HOLY CROSS #	ESPN+	L, 1-6
14	HOLY CROSS #	ESPN+	W, 5-1
15	HOLY CROSS #	ESPN+	L, 4-10
18	UALBANY	ESPN+	W, 12-2 (7)
21	at Lafayette #	ESPN+	W, 11-2 (7)
21	at Lafayette #	ESPN+	W, 10-3
22	at Lafayette #	ESPN+	W, 10-5
24	SAINT PETERS	ESPN+	W, 9-4
27	NAVY #*	ESPN+	W, 5-4 (10)
28	NAVY #*	ESPN+	L, 2-5
29	NAVY #*	ESPN+	W, 4-3
31	CORNELL	ESPN+	W, 12-6

APRIL

4	at Holy Cross #	ESPN+	L, 5-11 (7)
4	at Holy Cross #	ESPN+	L, 6-16 (7)
5	at Holy Cross #	ESPN+	L, 2-10
10	at Lehigh #	ESPN+	W, 20-5
11	at Lehigh #	ESPN+	W, 4-2 (7)
11	at Lehigh #	ESPN+	W, 13-9
12	at Lehigh #	ESPN+	L, 7-9
14	WAGNER	ESPN+	W, 18-8 (7)
17	BUCKNELL #	ESPN+	3:35 p.m.
18	BUCKNELL #	ESPN+	2:05 p.m.
18	BUCKNELL #	ESPN+	TBD
19	BUCKNELL #	ESPN+	1:05 p.m.
21	MARIST	ESPN+	4:05 p.m.
25	LAFAYETTE #	ESPN+	12:00 p.m.
25	LAFAYETTE #	ESPN+	TBD
26	LAFAYETTE #	ESPN+	1:00 p.m.
28	LIU	ESPN+	4:05 p.m.

MAY

2	at Navy #	ESPN+	1:00 p.m.
3	at Navy #	ESPN+	1:00 p.m.
3	at Navy #	ESPN+	TBD
9-10	PL Semifinals &	ESPN+	TBD
16-18	PL Championship &	ESPN+	TBD

All times Eastern

BOLD INDICATES HOME GAME

^ - at Founders Park in Columbia, S.C.

- Patriot League Regular Season Game

* - Star Series presented by USAA, also a Patriot League Regular Season Game

THE MATCHUP

West Point, N.Y. | Doubeday Field



Army: 19-15 (9-7 Patriot League)

Head Coach: **Chris Tracz** (4th Season)

Last Season: 25-25 (14-11 Patriot League) 2nd at PL Tournament



Bucknell: 20-15 (13-3 Patriot League)

Head Coach: **Scott Heather** (13th Season)

Last Season: 18-27 (10-15 Patriot League)

PROBABLE STARTING PITCHERS



Friday
TBD



Saturday
TBD



Saturday
TBD



Sunday
TBD

TEAM STATS

	AVG	OPS	R	H	2B	3B	HR	RBI	BB	K	SB-AT	FLD%
Army	.248	.776	225	270	56	3	29	204	180	255	48-61	.982
Bucknell	.251	.749	197	282	58	10	26	186	152	307	22-28	.956
	ERA	WHIP	W-L	CG	IP	H	R	ER	BB	K	HR	OP/AVG
Army	5.93	1.64	19-15	1	284.0	299	213	187	166	206	26	.272
Bucknell	6.26	1.77	20-15	1	291.2	311	257	203	204	262	28	.275

LEADING OFF

- Army takes on league-leading Bucknell for a four-game Patriot League series.
- In Army's 18-8 win over Wagner on Tuesday, Chris Barr hit for the cycle, Army's first cycle since 2008.
- John McKillop had two home runs on Tuesday and Josiah Overbeek had another to join Barr.
- Overbeek has set the Army freshman walk record and tied the freshman home run record.
- The Black Knights took three of four games at Lehigh on April 10-12, scoring 20 runs in the series opener.
- Army defeated Navy in the baseball star series March 27-29, two games to one.

MOST RECENT STARTING LINEUP (PL GAME)

POS.	NAME	BB-K	AVG	OPS	HR	SB-ATT
DH	#10 Josiah Overbeek	43-30	.289	1.187	10	3-3
CF	#15 Chris Barr	18-28	.292	.865	3	19-20
SS	#32 Thomas Schreck	26-11	.288	.844	3	4-4
LF	#26 William Parker	21-28	.239	.857	6	1-6
C	#19 Jack Quinlan	7-29	.204	.652	3	1-2
1B	#5 Carter Hewitt	9-26	.227	.645	1	1-1
2B	#24 Paul Andrzejewski	4-1	.400	1.076	0	0-1
RF	#4 Zac Farrell	4-20	.205	.543	0	7-8
3B	#9 Mason Scott	9-6	.357	.984	0	2-3

NUMBERS TO KNOW

3

Army took three of four games at Lehigh April 10-12.

4

Army won its fourth baseball star in five years vs. Navy.

5

Chris Barr was 5-for-5 in his cycle vs. Wagner.

13-TIME PATRIOT LEAGUE CHAMPIONS



QUICK FACTS

GENERAL INFORMATION

School..... United States Military Academy
 Location.....West Point, N.Y.
 Enrollment.....4,400
 Founded.....March 16, 1802
 Nickname.....Black Knights
 Colors..... Black, Gold and Gray
 Conference.....Patriot League
 Stadium..... Johnson Stadium at Doubleday Field
 Seating Capacity..... 880
 Outfield Dimensions.....LF - 327, LC - 370, CF - 400, RC - 375, RF - 327
 Superintendent..... Lt. Gen. Steven Gilland (USMA, 1990)
 Athletic Director.....Tom Theodorakis (Syracuse, '06 / N. Colorado, '08)

ATHLETIC COMMUNICATIONS INFORMATION

Mailing Address..... Army West Point Athletics
 639 Howard Rd., West Point, N.Y. 10996

Baseball Contact..... Austin Pert
 Phone..... 615-473-3744
 E-mail..... austin.pert@westpoint.edu
 Athletics Website..... goarmywestpoint.com
 Twitter..... @ArmyWP_Baseball
 Instagram..... @armywp_baseball
 Facebook..... Army West Point Athletics
 YouTube..... Army West Point Athletics

COACHES AND STAFF

Head Coach..... Chris Tracz (Marist, '05)
 Record at Army (Entering 2026)..... 94-66 (.588) / 4th season
 Overall Record (Entering 2026)..... 412-350-2 (.541) / 17th season
 Associate Head Coach.....Mike Cole (Vermont, '02) / 4th season
 Assistant Coach..... John Sheehan (William & Mary, '14)
 3rd season
 Assistant Coach.....Dylan Hoy (Marist, '23 / Louisville, '25)
1st season
 Athletic Trainer..... Neely McGinty (Towson, '23 / North Carolina '25)
 S&C Coach.....Kenna Minnici (Alabama '11)
 Head Officer Representative..... Col. Matt Dabkowski (USMA, '97)
 Sport Administrator..... Dan McCarthy, PhD (USMA, '90)

PROGRAM HISTORY

First Year of Baseball.....1890
 All-Time Record.....1922-1594-41
 Patriot League Tournament Titles.....13
 Patriot League Regular Season Titles.....12
 NCAA Regional Appearances.....12
 NCAA Play-In Series Appearances.....1
 NCAA Tournament Record.....5-26

TEAM INFORMATION

2025 Record..... 25-25, 14-11 Patriot League
 2025 Postseason.....Patriot League Championship Series
 Starting Position Players from 2025 Returning (Lost).....7 (2)
 Starting Pitchers from 2025 Returning (Lost).....1 (2)
 2026 Total Players (Pitchers)..... 38 (21)
 2026 Total Returners (Pitchers).....25 (14)
 2026 Total Newcomers (Pitchers).....13 (7)
 2025 Graduating Class (Pitchers).....11 (7)
 2026 Captains..... Chris Barr and William Parker

CLASS OF 2026 SERVICE ASSIGNMENTS

Addison Ainsworth..... Field Artillery / Fort Hood, Texas
 Andrew Berg..... Logistics / Fort Riley, Kan.
 Chris Barr.....Infantry / Fort Bragg, N.C.
 Jared Cohen (MGR)..... Infantry / Fort Hood, Texas
 Ethan Ellis ('25 BSB Sr.).....Military Intelligence / Fort Bragg, N.C.
 Zac Farrell.....Field Artillery / Fort Bragg, N.C.
 Carter Hewitt.....Infantry / Fort Hood, Texas
 Jack Morken ('25 BSB Sr.).....Infantry / Fort Campbell, Tenn./Ky.
 William Parker..... Infantry / Fort Hood, Texas
 Jack Quinlan.....Infantry / Fort Carson, Colo.
 Thomas Schreck.....Aviation / Fort Rucker, Ala.
 Billy Steele (MGR).....Infantry / Fort Campbell, Tenn./Ky.

MEDIA INFORMATION

CREDENTIALS

Media credentials will be issued to members of the working media only. Children and other non-workers will be prohibited. Requests for credentials should be made by calling or emailing Austin Pert at least 24 hours before the game or series. Unless directed otherwise, Army Baseball will not have physical credentials. Please simply arrive and present yourself to Austin Pert on gameday.

Space in the baseball press box is limited. The stands remain open for all working media members if press box seating is not available. All press materials will be available regardless of where media members are seated.

INTERVIEW POLICY

Army Head Coach Chris Tracz and cadet-athletes will be available on request, both after games and on non-game days. All plans to request a postgame interview must be conveyed to Austin Pert when contacting him about covering the game. Please do not request postgame interviews during the game if you have not informed Pert of your attendance ahead of the game.

PHOTOGRAPHERS/VIDEOGRAPHERS

Photographers and videographers are permitted in the dugouts only in the camera well in each dugout. Photographers and videographers are permitted to shoot from the stands as well as behind the walls in foul territory.

The Army Baseball broadcast is produced from inside and above press box.

PHOTO REQUESTS

Media members may request photos from the athletic communications office by contacting Austin Pert. All photos used that are obtained from Army Athletics must be credited.

BROADCAST INFORMATION

All Army Baseball home games will be broadcast on ESPN+ unless noted otherwise. Road broadcasts are at the discretion of the home team.

INFORMATION DISTRIBUTION

The Army Baseball press box is for working members of the media only. The press box includes space for working members of the press, team representatives, the public address announcer, the stat inputter, the trackman operator and the scoreboard operator.

Updated lineups, game notes and team rosters will be available in the press box at each home game. A final box score will be distributed at the completion of each game. Sidarm live stats links for each game are available publicly. An official scorer is assigned to all home games, and Austin Pert will keep media informed of all scoring decisions, notable facts and records.

Game notes will also be made public at GoArmyWestPoint.com/ Baseball roughly 24 hours before each series or midweek game.

WEBSITE INFORMATION

All Army Baseball materials, including record books, game notes, stats and game recaps can be accessed at GoArmyWestPoint.com/ Baseball.

INTERNET/WIFI

ODIA2 is the WiFi network at Doubleday Field.



GAME NOTES



2026 ARMY BASEBALL ROSTER

#	NAME	POS.	HT.	B/T	WT.	YR.	HOMETOWN / HIGH SCHOOL (PREVIOUS SCHOOL)	#	NAME
1	Mark Abell	INF/RHP	5-10	L/R	185	Jr.	Evans, Ga. / Greenbrier	1	Abell, Mark
2	David Dubrule	INF	6-0	R/R	170	Fr.	Venice, Fla. / Venice	27	Ainsworth, Addison
3	Jake Pineda	C	5-11	L/R	175	Fr.	Centerville, Texas / Centerville	24	Andrzejewski, Paul
4	Zac Farrell	OF	5-9	R/R	180	Sr.	Carlsbad, Calif. / San Marcos	38	Ates, Trey
5	Carter Hewitt	INF	6-2	R/R	200	Sr.	Jupiter, Fla. / The McCallie School	15	Barr, Chris
6	Michael Delph	1B/RHP	6-2	L/R	205	So.	Knoxville, Tenn. / Farragut	12	Berg, Andrew
7	Kaden Youmans	RHP	5-9	R/R	175	So.	Thousand Oaks, Calif. / Westlake	29	Calvo, Walker
8	Kevin Reavey	RHP	6-3	R/R	205	So.	Havertown, Pa. / The Haverford School	31	Cicale, Nick
9	Mason Scott	INF	6-3	R/R	190	Fr.	Greenwood Village, Colo. / Cherry Creek	33	Connor, Cole
10	Josiah Overbeek	1B/RHP	6-4	L/R	230	Fr.	Weatherford, Texas / Anderson (USMAPS)	11	Craig, JT
11	JT Craig	OF	6-1	R/R	225	So.	Phoenix, Ariz. / Brophy College Preparatory (USMAPS)	6	Delph, Michael
12	Andrew Berg	RHP	6-0	R/R	210	Sr.	Conroe, Texas / Conroe	41	Donecea, Max
13	Bennie Franquiz	INF	5-9	L/R	160	Fr.	Mount Sinai, N.Y. / Mount Sinai	2	Dubrule, David
15	Chris Barr	INF	5-11	S/R	180	Sr.	Sarasota, Fla. / Riverview	4	Farrell, Zac
16	Ryan Webber	INF	6-0	R/R	175	Fr.	Yardley, Pa. / Pennsbury	13	Franquiz, Bennie
17	Ian Standlee	RHP	6-2	R/R	205	So.	Tomball, Texas / Klein Cain	5	Hewitt, Carter
18	Joe Vaccarella	RHP	6-4	L/R	210	Fr.	Mickleton, N.J. / PDG Academy	40	Kalarickal, Noah
19	Jack Quinlan	C	5-11	R/R	185	Sr.	Sayville, N.Y. / Sayville	22	Leahy, William
21	Sean Newton	RHP	6-5	R/R	235	So.	St. Petersburg, Fla. / Osceola Fundamental	23	McGlone, Max
22	William Leahy	LHP	5-10	L/L	150	Fr.	Henderson, N.C. / Heritage	25	McKillop, John
23	Max McGlone	C	6-0	R/R	210	Jr.	Doylestown, Pa. / Central Bucks West	28	Neal, Andy
24	Paul Andrzejewski	INF	6-1	R/R	190	Jr.	Huntsville, Ala. / St. John Paul II Catholic	21	Newton, Sean
25	John McKillop	1B	6-3	L/R	215	So.	Charlotte, N.C. / Charlotte Catholic	10	Overbeek, Josiah
26	William Parker	OF	6-2	R/R	215	Sr.	Hopedale, Mass. / Hopedale	45	Oxios, John
27	Addison Ainsworth	OF	6-0	L/R	202	Sr.	Baton Rouge, La. / Catholic (Avon Old Farms)	26	Parker, William
28	Andy Neal	C	5-11	R/R	205	Jr.	Grapevine, Texas / Grapevine Faith Christian School	39	Penswick, Robbie
29	Walker Calvo	RHP	6-3	R/R	205	So.	Fullerton, Calif. / La Mirada	3	Pineda, Jake
30	Jakob Vanderhave	RHP	6-0	R/R	195	Jr.	Charlotte, N.C. / Charlotte Country Day School	19	Quinlan, Jack
31	Nick Cicale	C	6-2	R/R	190	Fr.	Arnold, Md. / Broadneck	44	Ramirez, Anthony
32	Thomas Schreck	INF	5-9	R/R	180	Sr.	Needville, Texas / Needville (New Mexico JC)	8	Reavey, Kevin
33	Cole Connor	RHP	6-1	R/R	188	Fr.	Baton Rouge, La. / University Lab (USMAPS)	32	Schreck, Thomas
35	Adam Ujlie	RHP	6-2	R/R	175	Fr.	Tustin, Calif. / Foothill	9	Scott, Mason
38	Trey Ates	RHP	6-1	R/R	200	Sr.	Dallas, Texas / Lake Highlands (Paris JC)	17	Standlee, Ian
39	Robbie Penswick	RHP	6-2	L/R	200	Jr.	Plymouth, Mass. / Sturgis East	35	Ujlie, Adam
40	Noah Kalarickal	RHP	6-2	R/R	225	Fr.	Milton, Ga. / Cheshire Academy	18	Vaccarella, Joe
41	Max Donecea	LHP	5-11	L/L	170	Fr.	Northport, N.Y. / Northport	30	Vanderhave, Jakob
44	Anthony Ramirez	RHP	6-0	R/R	205	So.	Deer Park, Texas / Deer Park	16	Webber, Ryan
45	John Oxios	RHP	5-11	R/R	185	Jr.	Miami, Fla. / Coral Reef Senior	7	Youmans, Kaden

COACHING AND SUPPORT STAFF

Head Coach	Chris Tracz (Marist, '05), 4th Season
Associate Head Coach (Hitting)	Mike Cole (Vermont, '02), 4th Season
Assistant Coach (Pitching)	John Sheehan (William & Mary, '14), 3rd Season
Assistant Coach	Dylan Hoy (Marist, '23 / Louisville, '25), 1st Season
Sport Administrator	Dan McCarthy, PhD (USMA, '90)
Officer Representative	Col. Matt Dabkowski (USMA, '97)
Athletic Communications	Austin Pert (Miami [FL], '21)
Athletic Trainer	Neely McGinty (Towson, '23 / North Carolina '25)
S&C Coach	Kenna Minnici (Alabama, '18)

IN-GAME COACHING DUTIES

Pitching Changes	Tracz
Mound Visits	Tracz and Sheehan
First Base	Hoy
Third Base	Cole

PRONUNCIATIONS

#1 Mark Abell - A-bell	#30 Jakob Vanderhave - Jacob vander-HAEV
#2 David Dubrule - da-BRULE	#31 Nick Cicale - si-CALI
#3 Jake Pineda - pin-AE-da	#32 Thomas Schreck - SHREK
#4 Zac Farrell - FARE-ul	#35 Adam Ujlie - oo-GEE-ay
#5 Carter Hewitt - HEW-it	#38 Trey Ates - EIGHTS
#6 Michael Delph - Delf	#39 Robbie Penswick - PENS-wick
#7 Kaden Youmans - YOU-mans	#40 Noah Kalarickal - cal-ugh-RICK-ul
#8 Kevin Reavey - REE-vee	#41 Max Donecea - don-ugh-SEE-ugh
#13 Bennie Franquiz - FRANK-quiz	#45 John Oxios - ox-EE-os
#17 Ian Standlee - STAND-lee	Chris Tracz - Traz
#18 Joe Vaccarella - VACK-ka-rella	John Sheehan - SHE-in
#19 Jack Quinlan - QWIN-lin	Dylan Hoy - H-rhymes with boy
#23 Max McGlone - mc-GLONE	
#24 Paul Andrzejewski - an-dri-JUICE-ski	
#25 John McKillop - mc-KILL-ip	
#27 Addison Ainsworth - AINS-worth	
#29 Walker Calvo - CAL-vo	

ROSTER BREAKDOWN

BY CLASS	BY POSITION	BY STATE	Texas (8)
Freshman/Plebe (13)	RHPs (19)	Alabama (1)	#3 Jake Pineda
#2 David Dubrule	#1 Mark Abell	#24 Paul Andrzejewski	#10 Josiah Overbeek
#3 Jake Pineda	#6 Michael Delph		#12 Andrew Berg
#9 Mason Scott	#7 Kaden Youmans	Arizona (1)	#17 Ian Standlee
#10 Josiah Overbeek	#8 Kevin Reavey	#11 JT Craig	#28 Andy Neal
#13 Bennie Franquiz	#10 Josiah Overbeek	California (4)	#32 Thomas Schreck
#16 Ryan Webber	#12 Andrew Berg	#4 Zac Farrell	#38 Trey Ates
#18 Joe Vaccarella	#17 Ian Standlee	#7 Kaden Youmans	#44 Anthony Ramirez
#22 William Leahy	#18 Joe Vaccarella	#18 Kaden Youmans	
#31 Nick Cicale	#21 Sean Newton	#29 Walker Calvo	
#33 Cole Connor	#24 Paul Andrzejewski	#35 Adam Ujlie	
#35 Adam Ujlie	#29 Walker Calvo	Colorado (1)	
#40 Noah Kalarickal	#30 Jakob Vanderhave	#9 Mason Scott	
#41 Max Donecea	#33 Cole Connor		
	#35 Adam Ujlie	Florida (5)	
Sophomore/Yuck (9)	#38 Trey Ates	#2 David Dubrule	
#7 Kaden Youmans	#39 Robbie Penswick	#5 Carter Hewitt	
#6 Michael Delph	#40 Noah Kalarickal	#15 Chris Barr	
#8 Kevin Reavey	#44 Anthony Ramirez	#21 Sean Newton	
#11 JT Craig	#45 John Oxios	#45 John Oxios	
#17 Ian Standlee		Georgia (2)	
#21 Sean Newton		#1 Mark Abell	
#25 John McKillop	LHPs (2)	#40 Noah Kalarickal	
#29 Walker Calvo	#22 William Leahy		
#44 Anthony Ramirez	#41 Max Donecea	Louisiana (2)	
		#27 Addison Ainsworth	
Junior/Cow (7)	Catchers (5)	#33 Cole Connor	
#1 Mark Abell	#3 Jake Pineda	Maryland (1)	
#23 Max McGlone	#19 Jack Quinlan	#31 Nick Cicale	
#24 Paul Andrzejewski	#23 Max McGlone	Massachusetts (2)	
#28 Andy Neal	#28 Andy Neal	#26 William Parker	
#30 Jakob Vanderhave	#31 Nick Cicale	#39 Robbie Penswick	
#39 Robbie Penswick	Infielders (12)	New Jersey (1)	
#45 John Oxios	#1 Mark Abell	#18 Joe Vaccarella	
	#2 David Dubrule	New York (3)	
Senior/Firstie (9)	#5 Carter Hewitt	#13 Bennie Franquiz	
#4 Zac Farrell	#6 Michael Delph	#19 Jack Quinlan	
#5 Carter Hewitt	#9 Mason Scott	#41 Max Donecea	
#12 Andrew Berg	#10 Josiah Overbeek	North Carolina (3)	
#15 Chris Barr	#13 Bennie Franquiz	#22 William Leahy	
#19 Jack Quinlan	#15 Chris Barr	#25 John McKillop	
#26 William Parker	#16 Ryan Webber	#30 Jakob Vanderhave	
#27 Addison Ainsworth	#24 Paul Andrzejewski	Pennsylvania (3)	
#32 Thomas Schreck	#25 John McKillop	#16 Ryan Webber	
#38 Trey Ates	#32 Thomas Schreck	#23 Max McGlone	
		#8 Kevin Reavey	
	Outfielders (4)	Tennessee (1)	
	#4 Zac Farrell	#6 Michael Delph	
	#11 JT Craig		
	#26 William Parker		
	#27 Addison Ainsworth		



HEAD COACH CHRIS TRACZ



Chris Tracz was named the 19th head coach in the 133-year history of the Army baseball program July 27, 2022. Upon three seasons at the helm, Tracz is 94-66 overall.

Tracz won his 400th career game as a Division I Head coach April 6, 2025. The Black Knights would go on to defeat Navy in the Patriot League Semifinal Series later in the season, sweeping a pair of games May 11 in Annapolis, including a 6-5, 10-inning win in Game 3 of the series.

Despite losing key hitters Derek Berg, Sam Ruta and Braden Golinski in the 2024-25 offseason, Tracz's club improved its batting average from '24 in '25, from .274 to .279.

In 2025, RHP Andrew Berg, INF Thomas Schreck, OF/INF Chris Barr and OF William Parker were each named to the Patriot League All-Conference First Team, while OF Addison Ainsworth and C Jack Quinlan each earned Second Team accolades. Quinlan was also a Buster Posey Award semifinalist among the nation's top collegiate catchers.

Berg earned all-league honors after transitioning from a bullpen role to a member of the starting rotation. Meanwhile, Schreck improved his batting average from .210 to .335 in 2025.

In 2025, Justin Lehman proved to be one of the country's top two-way players, being named the John Olerud Two-Way Player of the Week May 13 and a finalist for the John Olerud Two-Way Player of the Year. In a season highlighted by a 142-pitch, seven inning win at Navy in Game 2 of the Patriot League Semifinals, Lehman finished the season with a 4.02 ERA and a .316 ERA. The senior also batted a blistering .524 in the postseason while recording a 1.32 postseason ERA across 13.2 innings.

In 2024, Tracz led the Black Knights

to their sixth consecutive Patriot League Tournament Championship and NCAA Regional Appearance, with a berth in the NCAA Athens Regional. Earlier in the year, Army won the Baseball Star Series over Navy for the third consecutive season, with a dramatic rubber matchup victory April 28 off a Chris Barr walk-off base hit. The club then went on to defeat the Midshipmen two games to none in the best-of-three Patriot League Championship Series May 19-20.

Army was 5-2 against Navy in 2024, and also knocked off Air Force 13-2 on March 2 in Sugar Land, Texas.

The Black Knights boasted the Patriot League Pitcher of the Year in Justin Lehman, highlighted by his nine-inning, complete-game shut-out win over Navy April 26.

Lehman and fellow starting pitcher Matthew Ronnebaum earned First Team Patriot League All-Conference honors, along with relief pitcher Andrew Berg, catcher Derek Berg and outfielder William Parker. Outfielder Braden Golinski and third baseman Sam Ruta also claimed All-Conference Second Team accolades.

The North Branford, Conn. native led Army to a 38-18 record in 2023 and a 21-4 Patriot League regular season mark. Highlights from the year included a series win over Air Force, a series win at NCAA Regional finalist Charlotte and a season series sweep over Navy. The Black Knights earned an NCAA Tournament appearance at the Charlottesville Regional.



THE TRACZ FILE

BORN

March 24, 1982
North Branford, Connecticut

COACHING CAREER

06-08 Marist (Pitching Coach)
09 Army (Pitching Coach)
10-22 Marist
23- Army

PLAYING CAREER

01-05 Marist
02-03 Falmouth Commodores

YEAR	SCHOOL	W-L
2010	Marist	33-22
2011	Marist	35-17
2012	Marist	25-25
2013	Marist	27-24-1
2014	Marist	17-32
2015	Marist	19-27-1
2016	Marist	23-28
2017	Marist	32-23
2018	Marist	27-23
2019	Marist	27-26
2020	Marist	3-9
2021	Marist	18-11
2022	Marist	29-17
2023	Army	38-16
2024	Army	31-23
2025	Army	25-25
2026	Army	19-15

Marist Total	318-284-2 (.528)
Army Total	113-81 (.582)
Career Total	431-365-2 (.541)

CHAMPIONSHIPS

MAAC Tournament ('17)
2x Patriot Tournament ('23, '24)
2x Patriot regular season ('23, '24)

AWARDS

2x MAAC Pitcher of the Year (2002, 2005)
MAAC Coach of the Year (2022)
PL Coach of the Year (2023)

TRACZ IN THE POSTSEASON

2010	MAAC Tour.
2011	
2012	
2013	MAAC Tour.
2014	
2015	MAAC Tour.
2016	MAAC Tour.
2017	NCAA Regional
2018	MAAC Tour.
2019	MAAC Tour.
2020	(COVID)
2021	MAAC Tour.
2022	MAAC Tour.
2023	NCAA Regional
2024	NCAA Regional
2025	PL Tour.

Bold denotes conference tournament title



ARMY OVER THE TRACZ ERA

Overall	113-81
Home	55-20
Away	50-50
Neutral	8-9
PL Regular Season	60-30
PL Tournament	10-5
Day	106-75
Night (5pm or later)	7-6
More than one full game	51-25
Fewer than nine innings	37-15
Extra innings	7-4
Walk-offs	6-9
One-run games	22-23
Scoring six or more runs	84-20
Allowing two or fewer runs	48-5
LHP starts	2-0
RHP starts	111-81
Opposing LHP starts	21-16
Opposing RHP starts	92-66
Starter goes 5.0 + IP	67-37
February	13-15
March	39-34
April	42-20
May	18-8
June	0-3
Monday	8-2
Tuesday	9-3
Wednesday	11-5
Thursday	0-0
Friday	19-20
Saturday	31-28
Sunday	38-22
Leading after seven	98-7
Leading after eight	71-1

HEAD COACH CHRIS TRACZ



This marks Tracz's second stint with the Black Knights, as he served as an assistant coach during the 2009 season, helping the Army pitching staff lead the Patriot League in six statistical categories including wins, ERA, shutouts, complete games, strikeouts and saves en route to a Patriot League championship.

An accomplished pitcher at Marist himself, Tracz was a three-time captain (2003, 2004, 2005), a Two-Time First Team All-Region selection and appeared in three NCAA Tournaments (2001, 2002, 2005). He compiled a career record of 38-9 with an ERA of 3.13 while striking out 298 batters in 399.2 innings. Tracz also spent the summers of 2002 and 2003 in the Cape Cod Baseball League with the Falmouth Commodores.

Army also set a program single-season record in home runs (74) in 2023.

Following his playing career, Tracz got his first coaching job as an assistant at Marist from 2006-08.

Tracz oversaw the development of C/1B Ross Freidrick, who signed a minor league free agent deal with the St. Louis Cardinals after the 2023 season. One year later, seniors Derek Berg, Ruta and Tanner Greshman also earned professional free agent opportunities with the Pittsburgh Pirates, Kansas City Royals and Philadelphia Phillies.



Before Army, Tracz spent 13 seasons (2010-22) as the head coach at Marist College (Poughkeepsie, N.Y.), totaling a win-loss record of 315-282-2 (.526), and a Metro Atlantic Athletic Conference coaching record of 170-117 (.592), Marist's all-time winningest coach. In his final season at Marist, he led the Red Foxes to a 29-15 record, finishing second in the MAAC, tying for its most regular season wins since 2017, the same year the Red Foxes won the MAAC Tournament and advanced to the NCAA Baseball Championship Gainesville Regional. Tracz also led the Red Foxes to a nation's-best 11 game win streak at the end of the 2022 season. He was named MAAC Coach of the Year for the first time in his career.

In his time as head coach at Marist, Tracz has produced eight MLB Draft picks, one All-American, three MAAC Pitchers of the Year, eight First Team All-MAAC Selections, 18 Second Team All-MAAC Selections, 101 MAAC All-Academic honorees and six CoSIDA Academic All-District Selections.





TEAM LEADERS

BATTING (min. 2 Plate App/Game)

Category	Player	Value
AVG	Barr	.292
OPS	Overbeek	1.187
SLG	Overbeek	.660
OBP	Overbeek	.527
Runs	Barr	34
Hits	Barr	38
Doubles	Barr/Parker	7
Triples	Barr	3
Home Runs	Overbeek	10
RBIs	Overbeek/Parker	29
Total Bases	Overbeek	64
Stolen Bases	Barr	19
Walks	Overbeek	43
HBP	Parker	10
Sac Flies	Barr	3
Sac Hits	Schreck	6

PITCHING (min. 1 IP/Game)

Category	Player	Value
Appearances	Abell	13
Starts	Berg	9
IPs	Berg	52.2
Wins	Berg	4
Saves	Overbeek	4
ERA	Reavey	3.72
WHIP	Ates	1.25
Strikeouts	Berg	36
BAA	Ates	.204

FIELDING

Category	Player	Value
Chances	Hewitt	283
Putouts	Hewitt	266
Assists	Schreck	104
FLD%	18 Players	1000

LAST TWO OPENING DAY LINEUPS

2026 OPENING DAY LINEUP

Army at Clemson
February 13
Doug Kingsmore Stadium (Clemson, S.C.)

SS	#15 Chris Barr
RF	#27 Addison Ainsworth
LF	#26 William Parker
C	#19 Jack Quinlan
RF	#11 JT Craig
DH	#25 John McKillop
1B	#5 Carter Hewitt
3B	#2 David Dubrulle
2B	#32 Thomas Schreck

RHP #12 Andrew Berg

2025 OPENING DAY LINEUP

Army at North Alabama
February 14
Toyota Field (Huntsville, Ala.)

LF	#4 Zac Farrell
CF	#27 Addison Ainsworth
2B	#15 Chris Barr
C	#3 Coleston Titus
P/DH	#33 Justin Lehman
RF	#16 Ethan Ellis
3B	#5 Carter Hewitt
1B	#6 Michael Delph
SS	#32 Thomas Schreck

RHP #33 Justin Lehman

PATRIOT LEAGUE STANDINGS

TEAM	PL W-L	PCT.	W-L	PCT.	H	A	N	STREAK
Bucknell	13-3	.812	20-15	.571	12-5	8-10	0-0	L1
Holy Cross	10-6	.625	16-19	.457	4-3	12-16	0-0	L2
Army West Point	9-7	.562	19-15	.559	8-4	10-11	1-0	W1
Navy	9-7	.562	22-14	.611	15-7	5-7	2-0	L1
Lehigh	4-12	.250	10-24	.294	6-9	4-15	0-0	W2
Lafayette	3-13	.188	7-26	.212	1-6	6-20	0-0	L9

NOTES AND STORYLINES

BALL FLIES AT THE MOUNTAIN HAWKS

- Army took three of four games at Lehigh on April 10-12.
- In Friday's series opener, Josiah Overbeek hit two home runs in the ninth inning alone, with the second one being a grand slam.
- Army's 20 runs and 17 hits Friday were both the most it recorded in a game this year.
- The Black Knights swept Saturday's doubleheader to clinch an outright series win.

WEST POINT, BY 'THEE.....BEAT NAVY!

- Army defeated Navy two games to one in the baseball star series March 27-29, in turn part of the Star Series presented by USAA.
- The Black Knights scored four runs in the bottom of the first in game one, highlighted by Carter Hewitt's first career home run, a three-run homer.
- Army would walk off Navy in the 10th inning March 27, with John McKillop leading off the inning with a double, JT Craig pinch-running and David Dubrulle laying down a bunt which resulted in a Navy E5, allowing Craig to score, sealing Army's 5-4 win.
- Army's win was its first walk-off win in 2026 and the first since April 9 vs. Marist a season ago.
- The Black Knights won a game in extra innings for the first time in 2026. Chris Tracz is 7-4 in extra-inning games at Army since taking the job ahead of 2023, and Army is 3-0 in extra innings vs. Navy in the Chris Tracz era.
- Army allowed three unearned runs in a 5-2 defeat in March 28's game, allowing Navy to even the series.
- The Black Knights took a 4-1 lead in the third inning of March 29's rubber matchup and held on to win 4-3.
- Trey Ates pitched a career-high 7.2 innings and delivered 129 pitches in March 29's win.
- Army has won four of its past five meetings vs. Navy and 19 of its past 28 dating back to 2022. The Black Knights have also won 24 of their past 36 games against academy rivals.
- Army retook the lead in the all-time series vs. Navy, 138-137.
- The Black Knights have won seven of their past eight games.

BEATING THE S-E-C!

- Army baseball knocked off SEC foe South Carolina February 20 in emphatic, 9-5 fashion as the Black Knights secured their first win of the season on the first day of the home team's Salute the Troops Weekend.
- Army's win February 20 represented the first over a Power Conference opponent since defeating Pitt on March 4, 2022. It was also Army's second win all-time vs. an SEC opponent, previously defeating Florida in Gainesville on March 17, 2004.

THE SILVER STAR RETURNS HOME

- One day after the South Carolina win, the Black Knights defeated Air Force 11-3 February 21 at Founders Park.
- The Black Knights have now won five of their past eight games vs. Air Force dating back to 2023.
- Army has won the Silver Star over Air Force three of the past four years.

DEFENSE WINS CHAMPIONSHIPS

- Despite having just one home outdoor practice under its belt before the first game of the 2026 season, Army has played error-free baseball in 14 of its 32 games to open the year. The Black Knights' fielding percentage of .981 is 19th nationally and tops in the Patriot League.

WE COULD BE HEROES

- Army and Clemson played on opening weekend Feb. 13-14 and recognized Clemson's Heroes Weekend over the three games.
- In the middle of the fourth inning of each game, Army's players joined in on Clemson's tradition of greeting and thanking veterans in attendance.

RUN IT BACK, CHRIS TRACZ

- Head coach Chris Tracz returns for his fourth season at Army.
- Tracz, who made the move from the same role at Marist ahead of the 2023 season, won a Patriot League title in each of his first two years at Army.
- Tracz spent 2011-2022 at his alma mater of Marist as head coach after a one-year stint at Army as an assistant coach.



GAME NOTES



NOTES AND STORYLINES

HIS TRUSTED ASSOCIATES

- Associate head coach/hitting coach Mike Cole returns for year four at Army, having joined Tracz's staff after serving as head coach at Manhattan from 2018-22.
- John Sheehan is back for year three at Army as assistant coach/pitching coach, having come from the same role at Toledo.
- Tracz's newest assistant coach is Dylan Hoy, who comes to the Black Knights after spending 2025 as a graduate assistant with a Louisville team which made the College World Series. In 2024, Hoy played at Louisville and hit .317 with five home runs and 30 RBIs as a graduate transfer from Marist, where he played under Tracz.

RECORD WATCH

• CAREER TRIPLES

1. Milan Dinga	15	2004-07
2. Chris Barr	14	2022-pres.
3. Reggie Moore	13	1988-91
4. Josh White	12	2016-19
Sam Ruta	12	2021-24
Clint Moore	12	2008-11
7. Scott Donaldson	11	1983-86
8. Cole White	10	2005-08
Shannon Smith	10	1987-90
10. Anthony Giachin	9	2018-21
Chris Simmons	9	2005-08
Mark Houston	9	1992-95

• CAREER STOLEN BASES

1. Jacob Hurtubise	105	2017-2020
2. Harold Earls	77	2012-15
3. Miguel Gastellum	75	1999-02
4. Josh Holden	70	2001-03
Chris Barr	70	2022-pres.
6. Lance Boyce	60	1990-93
7. Zach Price	55	2009-12
8. Schuyler Williamson	53	2002-05
9. Jim Bagwell	50	1978-81
10. Gary Donaldson	48	1980-83
Paul Divis	48	1978-81

• FRESHMAN HOME RUNS

1. Cole White	10	2005
Josiah Overbeek	10	2026

DO IT BOTH WAYS

- Right-Handed Pitcher/Outfielder Josiah Overbeek is first in the Patriot League with 10 home runs on the year to date, tying Cole White's program freshman home run record set in 2005.
- Overbeek tied said record with a solo home run vs. Wagner.
- Overbeek hit two homers in the ninth inning alone April 10 at Lehigh, with the second being a grand slam.
- In addition to his home run conference lead, his 43 walks and .527 OBP and .660 SLG each lead the Patriot League.
- His 43 walks are the most by any Division I player. The Weatherford, Texas native has also broken Daniel Cortes' Army freshman walk record, previously set in 2012 with 40 walks.
- Overbeek has reached base in 31 consecutive games, each game he's played in this year.
- Overbeek recorded the save in Army's doubleheader daycap at Lehigh April 11, and also earned the save in Army's series-clinching win over Navy on March 29, recording the final four outs of the game in relief of Trey Ates. His four saves lead the team.
- The Lehigh series saw Overbeek hit leadoff in all four games, the first times he had hit leadoff in 2026.
- In game two at Lafayette on March 21, Overbeek tied the program's single-game record by drawing five walks, tying the mark previously set by Zach Price vs. Maryland in 2011.
- Overbeek won Patriot League Player and Rookie of the Week on March 2 after helping lead Army to a three-game sweep at Queens.
- Overbeek also won John Olerud Two-Way Player of the Week honors and was named to the John Olerud Two-Way Player of the Year Watch List March 4.
- The plebe was named to Baseball America's Freshman of the Year award watch list on April 1.
- In Army's 9-5 win vs. South Carolina, Overbeek hit a three-run home run and became the first Army player to both record a pitching appearance and hit a home run in the same game, since Kevin McKague did so in a win over Ohio State on March 13, 2011.

NO SPIN CYCLE NEEDED

- Senior Second Baseman Chris Barr hit for the Black Knights' first cycle since 2008 in the team's 18-8 win over Wagner on Tuesday, going 5-for-5 and clinching the cycle in minimum four at bats.

2026 PRESEASON ALL-CONFERENCE

PRESEASON POLL

1. Holy Cross (4)
2. Army West Point (2)
3. Navy
4. Lehigh
- T5. Bucknell
- T5. Lafayette

MAJOR AWARDS

Preseason Player of the Year – CJ

Egrie, Holy Cross, Sr., OF

Preseason Pitcher of the Year –

Jaden Wywoda, Holy Cross, Sr., RHP

Preseason Defensive Player of the

Year – Thomas Schreck, Army West Point, Sr., IF

PRESEASON ALL-PATRIOT LEAGUE

SP: Andrew Berg, Army West Point, Sr.

SP: Jaden Wywoda, Holy Cross, Sr.

SP: Brady Bendik, Navy, Jr.

RP: Cole Kochanowicz, Lehigh, So.

C: Jack Quinlan, Army West Point, Sr.

C: Ty DePerno, Navy, So.

INF: Chris Barr, Army West Point, Sr.

INF: Thomas Schreck, Army West Point, Sr.

INF: Aidan Quinn, Lehigh, Sr.

INF: Evan Brown, Navy, Jr.

OF: William Parker, Army West Point, Sr.

OF: CJ Egrie, Holy Cross, Sr.

OF: Gianni Royer, Holy Cross, Jr.

At-Large: Ryan Facinelli, Bucknell, Sr.

LAST 14 POWER CONFERENCE WINS

	Date	Score
at South Carolina	2/20/26	9-5
vs. Pitt*	3/4/22	5-3
vs. Iowa*	3/8/20	6-4
at No. 15 Duke	2/14/20	2-1
at NC State*	6/1/18	5-1
vs. Boston College*	3/4/18	11-1
at Maryland*	2/24/18	3-0
at Maryland*	2/23/18	4-3
vs. Michigan*	2/17/18	4-3
at Duke	2/25/17	9-5
vs. Iowa*	3/16/12	5-1
vs. Northwestern*	3/19/11	5-2
vs. Indiana*	3/18/11	12-10
vs. Ohio State*	3/13/11	14-9

Bold denotes part of a series win

*neutral site

TRACZ ERA EXTRA INNING GAMES

	Date	Score
at Charlotte	2/24/23	W, 7-6 (13)
Siena	3/22/23	W, 5-4 (16)
Navy (G1)	4/3/23	W, 2-1 (10)*
Stony Brook	4/11/23	W, 7-6 (10)
at Lehigh (G1)	3/30/24	L, 1-2 (8)*
at Air Force	2/28/25	L, 8-9 (11)
at Bucknell	4/25/25	W, 4-1 (10)
at Navy (G2)	5/11/25	W, 6-5 (10)
at Holy Cross	5/19/25	L, 7-8 (10)
at VCU	3/6/26	L, 3-4 (10)
vs. Navy	3/27/26	W, 5-4 (10)

*Game scheduled for seven innings

13-TIME PATRIOT LEAGUE CHAMPIONS



2025 ALL-CONFERENCE

MAJOR AWARDS

Player of the Year – CJ Egrie, Holy Cross, Jr., OF

Pitcher of the Year – Jaden Wywoda, Holy Cross, Jr., RHP

Rookie of the Year – Ty DePerno, Navy, Fr., C

Defensive Player of the Year – Jake Whitlinger, Lehigh, Sr., OF

Gene Depew Coach of the Year – Ed Kahovec, Holy Cross

FIRST TEAM ALL-PATRIOT LEAGUE

SP: Jaden Wywoda, Holy Cross, Jr.

SP: Tyler O'Neill, Bucknell, Sr.

SP: Andrew Berg, Army West Point, Jr.

RP: Landon Kruer, Navy, Sr.

C: Ethan Swidler, Lafayette, Jr., C

INF: Thomas Schreck, Army West Point, Sr.

INF: Tyler Dunn, Bucknell, Sr.

INF: Jimmy King, Holy Cross, Sr.

INF: Chris Baillargeon, Holy Cross, Sr.

INF: Aidan Quinn, Lehigh, Jr.

OF: Chris Barr, Army West Point, Jr.

OF: CJ Egrie, Holy Cross, Jr.

OF: Easton Brenner, Lafayette, Sr.

At-Large: William Parker, Army West Point, Jr.

SECOND TEAM ALL-PATRIOT LEAGUE

SP: Danny Macchiarola, Holy Cross, Jr.

SP: Brady Bendik, Navy, So.

SP: Joe Skapinetz, Lafayette, Sr.

RP: Jonathan Adelman, Bucknell, So.

RP: Cole Kochanowicz, Lehigh, Fr.

C: Jack Quinlan, Army West Point, Jr.

C: Ty DePerno, Navy, Fr.

IF: Connor Peek, Holy Cross, Sr.

IF: Alex Barrist, Lafayette, Fr.

IF: Michael Zarrillo, Lafayette, Sr.

IF: Evan Brown, Navy, So.

OF: Gianni Royer, Holy Cross, So.

OF: Andrew Manning, Navy, So.

OF: Addison Ainsworth, Army West Point, Jr.

OF: John LaFleur, Holy Cross, So.

OF: Jake Whitlinger, Lehigh, Sr.

At-Large: Ryan Facinelli, Bucknell, Jr.

At-Large: Justin Butler, Lehigh, Sr.

ACADEMIC ALL-PATRIOT LEAGUE

Tyler Dunn, Bucknell*

Ethan Ellis, Army West Point

Thomas Schreck, Army West Point

Brady Karp, Bucknell

Ben Magovern, Bucknell

Danny Macchiarola, Holy Cross

Jimmy King, Holy Cross

Gianni Royer, Holy Cross

Easton Brenner, Lafayette

Ethan Swidler, Lafayette

Michael Zarrillo, Lafayette

Owen Walewander, Lehigh, Jr., C

Landon Kruer, Navy, Sr., RHP

*Scholar-Athlete of the Year

NOTES AND STORYLINES

- Barr is now second in career triples in program history with 14, just one off of Milan Dinga's career record.
- In Army's series win at Lehigh, Barr also moved into a tie for fourth all-time in career stolen bases with 70.
- The Lehigh series saw Barr move to center field for all four games, having started two games in that position before the series. Barr was a combined 8-for-17 over the series with five RBIs.
- Barr was named Patriot League Player of the Week on February 23. The senior infielder hit two home runs in Army's win over SEC foe South Carolina and was .357 across Army's 2-1 weekend February 20-22, which also included a win vs. academy rival Air Force. Barr was 2-for-5 vs. South Carolina and 3-for-6 vs. Air Force.
- Barr's two-homer game at South Carolina was the first multi-homer contest for a Black Knight since both Derek Berg and William Parker hit two vs. Bucknell on April 21, 2024.
- The Sarasota, Fla. native had Army's first triple of the season in Army's 12-2 win over UAlbany, to move into a tie for third place all-time in program history with 12 career triples.
- Barr was one of five Black Knights to garner Preseason All-Patriot League accolades.

IF YOU WANT A COWBOY ON A WHITE HORSE

- Right-Handed Pitcher Andrew Berg was one of five Black Knights and three conference starting pitchers to garner 2026 Preseason All-Patriot League accolades.
- The senior from Conroe, Texas has pitched in nine games in 2026, all starts.
- Berg pitched 6.2 innings and struck out three, picking up the win in Army's April 10 win over Lehigh.
- Berg struck out five over 6.1 frames vs. Navy on March 27, picking up the win.
- Berg tied his season-high in frames tossed (7.0) and set a new-season-best in strikeouts (6) in the opening game of the March 21 doubleheader at Lafayette, grabbing the first complete game this year by an Army pitcher in the seven-inning contest.
- Berg pitched four innings vs. Holy Cross, with three strikeouts and all but two runs unearned.
- Berg had a 5.2-inning no-decision at VCU on March 6, striking out a season-high five.
- He pitched a season-high seven innings in February 28's contest at Queens February 28, allowing just two earned runs and picking up the win.
- The righty pitched 6.1 innings against Air Force on February 21 and struck out two batters while allowing three earned runs, being credited with the win.
- Berg started on the mound for Army on opening day, providing 6.1 innings and allowing just two earned runs at Clemson, striking out four batters.
- Berg was slotted as the No. 189 starting pitcher before 2026 by D1 Baseball.
- The right-handed pitcher led the team with 61 strikeouts and a 3.91 ERA in 2025.
- Of Berg's 12 starts in 2025, all but two were five innings or longer, including five starts of seven innings or longer.

NEW ROLE, NO PROBLEM

- After serving almost exclusively as a relief pitcher and closer a season ago, Right-Handed Pitcher Kevin Reavey has taken on his new role in the starting rotation with success.
- Reavey is Army's leader in ERA (3.72) over nine games pitched and eight starts.
- The sophomore from Havertown, Pa. set new career-highs in innings pitched in two consecutive starts, pitching 7.1 innings vs. Holy Cross on March 14 and 8.0 at Lafayette on March 21, earning the win in both games. He also struck out a career-high eight vs. Holy Cross.
- Reavey allowed no earned runs in a loss to Navy on March 28.

ELITE ATEs

- Right-Handed Pitcher Trey Ates has stepped into a team-lead in both WHIP (1.25) and opponent batting average (.204).
- In Army's twin bill nightcap at Lehigh on April 11, he took a no-hitter into the seventh inning, striking out three over six innings and picking up the win.
- Ates continued his string of excellent outings vs. Navy on March 29, pitching a career-high 7.2 innings vs. Navy, throwing 129 pitches, recording five strikeouts and allowing just three runs.
- Ates' outing vs. Navy was his first against the Mids since his postseason appearance on May 11 a season ago, when he pitched six scoreless innings in relief to give Army a win in the Patriot League Semifinal Series. March 29 marked his first career start vs. Navy, and his second win to move to 2-0 in the rivalry.
- The senior from Dallas leads Army with a 1.35 WHIP.

DUBRULE ON A ROLL

- Freshman Third Baseman David Dubrule was named Patriot League Player of the Week on March 23, after helping lead the Black Knights to a sweep at Lafayette on March 21-22.



NOTES AND STORYLINES

• Dubrule batted a combined .500 in games March 19-22, including a 7-for-14 series at Lafayette in Army's three-game sweep. He had six RBIs on the week, including four in the Lafayette series. Playing a doubleheader at Lafayette on Saturday, Dubrule was a combined 6-for-9 at the plate, with a pair of RBIs in each game.

BILLY BARRELS

- Outfielder William Parker matched his home run total from all of last year, with a solo home run in Army's doubleheader nightcap at Lehigh for his sixth of the year.
- Parker had four RBIs in the April 11 matchup while going 4-for-6. His four hits were the most by a Black Knight in a single game this year.
- Parker hit his fifth home run on the season in the first innng vs. Saint Peter's on March 24. His five homers to date in 2026 is just one short of his total from 2025.
- Parker begun Army's eight-run fifth inning on March 18 with a solo home run in the team's 12-2 run-rule win over UAlbany.
- Parker homered in Army's 5-1 win over Holy Cross on March 14.
- Parker recorded a pair of home runs in Army's weekend February 20-22, with a three-run homer vs. Air Force on February 21 and a two-run homer at The Citadel on February 22.
- Parker was one of five Black Knights to garner Preseason All-Patriot League accolades.

IT'S SCHRECK'S SWAMP, AND WE'RE JUST LIVING IN IT

- Shortstop Thomas Schreck was named Preseason Defensive Player of the Year and the Preseason All-Patriot League Team.
- The senior from Needville, Texas recorded two RBI doubles in Army's series-clinching win over Navy on March 29.
- Schreck hit a solo home run vs. Holy Cross on March 14, with that home run being his 100th career hit. He followed that with a two-run homer in the first inning of the series opener at Holy Cross on April 4.
- Schreck executed Army's first squeeze play of the season in the win at Queens on March 1, as Army pulled away in the ninth inning to win 5-2.
- Schreck recorded a home run in Army's academy win over Air Force February 21.
- He finished first on the team with a .335 AVG in 2025, and carried a 25-game on-base streak from March 15 to April 23, the longest streak by a Black Knight last year.

BIG BAD JOHN MCKILLOP

- In Army's win over Wagner on Tuesday, sophomore John McKillop twice went yard, his first career home runs. He followed Barr's homer in the first inning just three at bats later with a three-run home run, before hitting a two-run homer in the fifth, representing the fourth individual multi-home run game by a Black Knight in 2026.

MASON SCOTT, PLAYER OF THE WEEK

- Among Tracz's lineup adjustments for the Lehigh series was getting Mason Scott in the lineup for each game, and Scott delivered, going 6-for-11 at the plate over the series win and earning Patriot League Player and Rookie of the Week honors.

PAUL, MAYBE NOT A REAL ESATE NOVELIST, BUT A GOOD INFIELDER

- Junior second baseman Paul Andrzejewski made his first starts of the season at second base in each of the four games at Lehigh on April 10-12, after making 22 starts in 2025.
- Andrzejewski recorded five hits and three RBIs over the four-game series, including a 2-for-3 day with three walks in the April 10 series-opener.

2026 PRESEASON ALL-LEAGUE ACCOLADES

- Five Black Knights earned 2026 Preseason All-Patriot League honors, more than any other team in the conference. Thomas Schreck was also named Preseason Defensive Player of the Year.
- **Preseason All-Patriot League Team:** SP Andrew Berg, C Jack Quinlan, INF Chris Barr, INF Thomas Schreck, OF William Parker.

2025 POSTSEASON ALL-LEAGUE ACCOLADES

- In 2025 Army saw four players make the First Team All-Patriot League and two make the Second Team. Two players also were named to the All-Academic Team.
 - **First Team:** SP Andrew Berg, INF Thomas Schreck, OF Chris Barr, At-Large William Parker.
 - **Second Team:** C Jack Quinlan, OF Addison Ainsworth
 - **All-Academic Team:** Thomas Schreck, Ethan Ellis
 - **All-Patriot League Selections by Institution**
- | | |
|------------|-----|
| Army | 187 |
| Navy | 159 |
| Bucknell | 156 |
| Lehigh | 121 |
| Lafayette | 109 |
| Holy Cross | 97 |

RANKING REPORT

D1 BASEBALL POLL

1. UCLA
2. Georgia Tech
3. North Carolina
4. Texas
5. Georgia
6. Oregon State
7. Coastal Carolina
8. Florida State
9. Virginia
10. Texas A&M
11. Alabama
12. USC
13. Auburn
14. Oklahoma
15. West Virginia
16. Arkansas
17. Mississippi State
18. Kansas
19. Oregon
20. Florida
21. UCF
22. Southern Miss
23. Arizona State
24. Boston College
25. Ole Miss

(April 13)

RPI - PATRIOT LEAGUE

147. Bucknell
172. Holy Cross
194. Army
255. Lafayette
258. Navy
268. Lehigh

(April 16)

RPI - NON-LEAGUE OPPONENTS

37. Clemson
59. The Citadel
72. South Carolina
80. VCU
143. Air Force
229. Merrimack
244. Marist
246. Queens
247. Wagner
259. UAlbany
292. LIU
296. Cornell
307. Saint Peter's

(April 16)

ALL-TIME RECORDS VS. PRO TEAMS

New York Yankees	0-22
New York Giants	0-22
New York Mets	0-8
Brooklyn Dodgers	2-6
Montreal Royals	2-3-1
San Francisco Giants	0-1
Detroit Tigers	0-1
Houston Astros	0-1



6,127 fans witnessed Army face the New York Yankees in '13 at Doubleday Field.



DAY IN THE LIFE OF A CADET

DAY IN THE LIFE OF DAVID DUBRULE

- Freshman • Undeclared • 15 credits
- 0655 - Breakfast
- 0740 - Introduction to Warfighting
- 0905 - Computing Fundamentals
- 1055 - Calculus I
- 1200 - Lunch Formation
- 1205 - Lunch
- 1245 - Commandant/Dean Time
- 1430 - Team Meeting
- 1500 - Practice
- 1730 - Lift
- 1830 - Dinner
- 1930 - Study Time
- 2330 - Lights Out

DAY IN THE LIFE OF KEVIN REAVEY

- Sophomore • Law and Legal Studies • 17.5 credits
- 0655 - Breakfast
- 0740 - Russian II
- 0905 - Foundations of Military Justice
- 1035 - Fundamentals of Small Unit Ops
- 1200 - Lunch Formation
- 1205 - Lunch
- 1245 - Philosophy and Ethical Reasoning
- 1430 - Team Meeting
- 1500 - Practice
- 1730 - Lift
- 1830 - Dinner
- 1930 - Study Time
- 2330 - Lights Out

DAY IN THE LIFE OF MAX MCGLONE

- Junior • Systems Engineering • 17 credits
- 0655 - Breakfast
- 0740 - Stochastic Models
- 0905 - Fundamentals of Engineering Mechanics and Design
- 1035 - System Architecture
- 1200 - Lunch Formation
- 1205 - Lunch
- 1245 - Platoon Operations
- 1430 - Team Meeting
- 1500 - Practice
- 1730 - Lift
- 1830 - Dinner
- 1930 - Study Time
- 2330 - Lights Out

DAY IN THE LIFE OF WILLIAM PARKER

- Senior • Systems Engineering • 18 credits
- 0655 - Breakfast
- 0740 - Fundamentals of Electrical Engineering
- 0905 - Fundamentals of Financial Data Analysis
- 1055 - Constitutional/Military Law
- 1200 - Lunch Formation
- 1205 - Lunch
- 1245 - Commandant/Dean Time
- 1430 - Team Meeting
- 1500 - Practice
- 1730 - Lift
- 1830 - Dinner
- 1930 - Study Time
- 2330 - Lights Out

DAY IN THE LIFE OF CHRIS BARR

- Senior • Spanish • 15 credits
- 0655 - Breakfast
- 0950 - Spanish Language and Culture
- 1200 - Lunch Formation
- 1205 - Lunch
- 1245 - Military Spanish Speaking and Reading
- 1410 - 20th/21st Century Hispanic Literature
- 1500 - Practice
- 1730 - Lift
- 1830 - Dinner
- 1930 - Study Time
- 2330 - Lights Out

KEEPING COMPANY

The Corps of Cadets comprises four regiments, each containing nine companies, for a total of 36 companies. Each organization is steeped in tradition and contributes to the uniqueness of the West Point experience.

The regiments are marked in each company name, by the number in the company's name. Each regiment contains nine companies, marked A through I. For example, a member of company A-4 is part of regiment 4, company A.

Each company is listed below with its company mascot, as well as baseball team members in each company.

A-1 Axemen	
B-1 Barbarians	Josiah Overbeek
C-1 Celts	Thomas Schreck, Joe Vaccarella
D-1 Ducks	Kevin Reavey
E-1 Vikings	Chris Barr, Anthony Ramirez
F-1 Firehouse	Michael Delph
G-1 Greeks	Max Donecea
H-1 Roothawks	Ryan Webber
I-1 Iron Horse	
A-2 Spartans	Mark Abell, Paul Andrzejewski, Ian Standlee
B-2 Bulldogs	
C-2 Circus	
D-2 Dragons	
E-2 Brewdawgz	Cole Connor, John McKillop, John Oxios
F-2 Zoo	
G-2 Gators	Mason Scott
H-2 Happy	
I-2 Moose	
A-3 Anacondas	Noah Kalarickal, William Parker
B-3 Bandits	Trey Ates, Adam Ujije
C-3 Coyotes	
D-3 Dinos	
E-3 Eagles	Andrew Berg, Robbie Penswick, Jakob Vanderhave
F-3 F-Troop	JT Craig
G-3 Gophers	
H-3 Hurricanes	David Dubrule, Max McGlone
I-3 Icemen	Zac Farrell, Sean Newton, Jake Pineda
A-4 Apaches	
B-4 Buffaloes	Walker Calvo
C-4 Cowboys	Kaden Youmans
D-4 Dukes	Addison Ainsworth, Andy Neal
E-4 Elephants	Bennie Franquiz, Carter Hewitt
F-4 Frogs	
G-4 Guppies	Nick Cicale
H-4 Hogs	William Leahy
I-4 I-Beams	Jack Quinlan

TALK THE TALK - WEST POINT SLANG

- **AMI** – Morning Room Inspection. Rooms in AMI are in a high state of cleanliness.
- **Beast** – Slang for Cadet Basic Training. Cadet Basic Training is a 6-week training course before a cadet's first year. During this training, they are called "New Cadets."
- **Boodle** – Slang for snacks, food, or candy.
- **Butter Bar** – A new Second Lieutenant.
- **Canoe U** – Naval Academy
- **Century Man** – A cadet who completes 100 or more "hours" (see below).
- **Civvies** – Civilian clothing.
- **Comm** – Abbreviation for the Commandant of Cadets.
- **Corps Squad** – A member of the Corps who is on a Division I sport team.
- **Green Girl** – Slang for the issued cadet bed comforter.
- **Goat** – The cadet who ranks last in the graduating class at graduation.
- **Hours** – A traditional form of punishment for infractions, requiring cadets to march back and forth, often carrying a rifle or saber, in full uniform.
- **Old Grad** – A USMA graduate, particularly an older graduate.
- **PMI** – Afternoon Inspection, a state less than AMI.
- **SAMI** – Saturday Morning Inspection. The most difficult level of room inspections.
- **Slug** – A member of the Corps who is not on a Corps or Club squad team.
- **Supe** – Abbreviation for the Superintendent of West Point.
- **Squid** – One who attends the Naval Academy.
- **TAC** – Abbreviation for Tactical Officer. Tactical Officers are Army officers who help run each cadet company.
- **TEE** – Term End Examination, also known as finals.
- **Thayer Museum** – The supe's basement.
- **The Town** – The Village of Highland Falls, located just outside the West Point gates.
- **WPR** – Written Partial Review. A test given during a class.
- **Zoomie U** – Air Force Academy



HOME RUN TRACKER

PLAYER	GAME	INN.	RUNS	(HR#)
Jack Quinlan	at Clemson (2/13)	7th	1	1
Chris Barr	at South Carolina (2/20)	4th	2	1
Josiah Overbeek	at South Carolina (2/20)	7th	3	1
Chris Barr	at South Carolina (2/20)	8th	1	2
Jack Quinlan	vs. Air Force (2/21)	1st	2	2
Thomas Schreck	vs. Air Force (2/21)	6th	1	1
William Parker	vs. Air Force (2/21)	8th	3	1
William Parker	at The Citadel (2/22)	3rd	2	2
Josiah Overbeek	at Queens (2/27)	2nd	1	2
Josiah Overbeek	at Queens (2/28)	2nd	1	3
Josiah Overbeek	vs. Merrimack (3/10)	7th	2	4
Josiah Overbeek	vs. Merrimack (3/10)	8th	4	5
Max McGlone	vs. Merrimack (3/10)	8th	1	1
William Parker	vs. Holy Cross (3/14)	2nd	1	3
Thomas Schreck	vs. Holy Cross (3/14)	3rd	1	2
William Parker	vs. UAlbany (3/18)	5th	1	4
Josiah Overbeek	vs. UAlbany (3/18)	5th	3	6
William Parker	vs. Saint Peter's (3/24)	1st	2	5
Josiah Overbeek	vs. Saint Peter's (3/24)	8th	1	7
Carter Hewitt	vs. Navy (3/27)	1st	3	1
Thomas Schreck	at Holy Cross (4/4) (G1)	1st	2	3
Jack Quinlan	at Holy Cross (4/4) (G2)	5th	1	3
Josiah Overbeek	at Lehigh (4/10)	9th	1	8
Josiah Overbeek	at Lehigh (4/10)	9th	4	9
William Parker	at Lehigh (4/11) (G2)	8th	1	5
Chris Barr	vs. Wagner	1st	1	3
John McKillop	vs. Wagner	1st	3	1
John McKillop	vs. Wagner	5th	2	2
Josiah Overbeek	vs. Wagner	6th	1	10

Grand Slam

Pinch-Hit Home Run

AWARD TRACKER

INF Thomas Schreck Preseason Patriot League Preseason Defensive Player of the Year
RHP Andrew Berg Preseason Preseason All-Patriot League Team
C Jack Quinlan Preseason Preseason All-Patriot League Team
INF Chris Barr Preseason Preseason All-Patriot League Team
INF Thomas Schreck Preseason Preseason All-Patriot League Team
OF William Parker Preseason Preseason All-Patriot League Team
C Jack Quinlan Preseason Buster Posey Award Preseason Watch List
RHP Andrew Berg Preseason D1 Baseball, No. 189 Starting Pitcher
INF Chris Barr 2/23 Patriot League Player of the Week
RHP/OF Josiah Overbeek 3/2 Patriot League Player of the Week
RHP/OF Josiah Overbeek 3/2 Patriot League Rookie of the Week
RHP/OF Josiah Overbeek 3/3 John Olerud Two-Way Player of the Week
RHP/OF Josiah Overbeek 3/4 John Olerud Two-Way Player of the Year Watch List
INF David Dubrule 3/23 Patriot League Player of the Week
RHP/OF Josiah Overbeek 4/1 Baseball America Midseason College Freshman Of The Year Watch List
INF Mason Scott 4/13 Patriot League Player of the Week
INF Mason Scott 4/13 Patriot League Rookie of the Week



SUPERLATIVE STATS

ERROR-FREE GAMES

vs. Clemson	2/14 (G2)
at South Carolina	2/20
vs. Air Force	2/21
at The Citadel	2/20
at Queens	2/27
at VCU	3/6
at VCU	3/8
vs. Holy Cross	3/14
vs. UAlbany	3/18
at Lafayette	3/21 (G1)
at Lafayette	3/21 (G2)
vs. Navy	3/27
vs. Navy	3/29
at Holy Cross	4/4 (G2)
at Lehigh	4/10
at Lehigh	4/11 (G1)
vs. Wagner	4/14

MORE RUNS THAN HITS IN A GAME

	Runs	Hits
vs. UAlbany	3/18 12	9
at Lafayette	3/21 (G1) 11	10
vs. Saint Peter's	3/24 9	8
vs. Navy	3/27 5	4
vs. Cornell	3/31 12	11
at Lehigh	4/10 20	17
at Lehigh	4/11 (G2) 13	12
at Lehigh	4/12 7	4

NINE+ BATTERS IN AN INNING

	# Batters
vs. Merrimack	3/11 (8th) 9
vs. UAlbany	3/18 (5th) 14
at Lafayette (G1)	3/21 (2nd) 10
at Lafayette (G2)	3/21 (5th) 13
at Lafayette	3/22 (5th) 10
at Lafayette	3/22 (8th) 9
vs. Saint Peter's	3/24 (1st) 10
vs. Cornell	3/31 (1st) 9
at Lehigh	4/10 (8th) 9
at Lehigh	4/10 (9th) 12
at Lehigh	4/11 (G2) (9th) 11
vs. Wagner	4/14 (5th) 10

WALK-OFF WINS (TRADITIONAL)

Event
vs. Navy (3/27) Dubrule Sac Bunt, E5

WALK-OFF WINS (RUN-RULE)

RBI
-

MULTI-HR GAMES (INDIVIDUAL)

Player-HRs
at South Carolina (2/20) Barr-2
vs. Merrimack (3/10) Overbeek-2
at Lehigh (4/10) Overbeek-2
vs. Wagner (4/14) McKillop-2

SQUEEZE BUNTS

Player	Inning
at Queens (3/1) Schreck	9th
vs. Saint Peter's (3/24) Craig	7th
at Lehigh (4/10) (G1) Barr	3rd

SINGLE-GAME BESTS

ARMY TEAM SINGLE-GAME BESTS

Category	#	Game
Runs	20	at Lehigh (4/10)
RBIs	12	at Lehigh (4/10)
Strikeouts (Hitting)	2	vs. Wagner (4/14)
Walks (Hitting)	12	at Lehigh (4/12)*
Hits	18	vs. Wagner (4/14)
Doubles	6	vs. Wagner (4/14)
Triples	1	vs. Wagner (4/14)*
Home Runs	4	vs. Wagner (4/14)
Stolen Bases	9	vs. Cornell (3/31)
Sac Flies	2	at Holy Cross (4/4) (G2)*
Sac Hits	3	vs. UAlbany (3/18)
Runs Allowed	1	vs. Holy Cross (3/14)
Hits Allowed	4	at Lehigh (4/11) (G1)*
Strikeouts (Pitching)	13	at Lafayette (3/22)
Walks (Pitching)	1	at Lafayette (G1) (3/21)*

ARMY INDIVIDUAL SINGLE-GAME BESTS*

Category	#	Player	Game
Runs	5	Chris Barr	vs. Wagner (4/14)
RBIs	7	Josiah Overbeek	vs. Merrimack (3/10)
Walks (H)	5	Josiah Overbeek	at Lafayette (G2) (3/21)
Hits	5	Chris Barr	vs. Wagner (4/14)
Doubles	2	Chris Barr	vs. Wagner (4/14)*
Triples	1	Chris Barr	vs. Wagner (4/14)*
Home Runs	2	John McKillop	vs. Wagner (4/14)*
Stolen Bases	3	Zac Farrell	vs. Cornell (3/31)
Strikeouts (P)	8	Kevin Reavey	vs. Holy Cross (3/14)
Innings Pitched	8.0	Kevin Reavey	at Lafayette (G2) (3/21)

Only Most Recent Listed*

ARMY LEADS THE CONFERENCE IN...

TEAM

Category	#
Walks Drawn	180
Double Plays Turned	26
Hit by Pitches Taken	83
Fielding Percentage	.982
Sacrifice Bunts	24
On-Base Percentage	.391

INDIVIDUAL

Category	Player	#
Walks Drawn	Josiah Overbeek	43
Pitching Starts	Andrew Berg	9
Home Runs	Josiah Overbeek	10
On-Base Percentage	Josiah Overbeek	.527
Slugging Percentage	Josiah Overbeek	.660
Sacrifice Bunts	Thomas Schreck	6

ARMY IS TOP 30 NATIONALLY IN...

TEAM

Category	Ranking	#
Fielding Percentage	19th	.982
Hit by Pitches Taken	13th	83
Sacrifice Bunts	29th	24

INDIVIDUAL

Category	Player	Ranking	#
Walks	Josiah Overbeek	1st	43
On-Base Percentage	Josiah Overbeek	16th	.527
Complete Games	Andrew Berg	17th	1
Pitching Starts	Andrew Berg	14th	9




ARMY BASEBALL IN THE NCAA TOURNAMENT



Matt Cini in Montclair



Chris Rowley in Charlottesville



Jon Rosoff in Raleigh



Justin Kashner in Tallahassee

1997
NCAA Play-In Series
Cambridge, Mass.

Harvard	L	1-12
Harvard	W	6-5
Harvard	L	1-4

2000
Montclair Regional
(Montclair, N.J.)

Rutgers	L	3-4
Penn State	L	1-3

2004
Baton Rouge Regional
(Baton Rouge, La.)

LSU	L	0-9
College of Charleston	L	1-2

2005
Tallahassee Regional
(Tallahassee, Fla.)

Florida State	L	2-3
South Alabama	W	8-5
Auburn	L	3-12

2009
Austin Regional
(Austin, Texas)

Texas	L	1-3
Texas State	W	7-4
Boston College	W	4-3

Austin Regional Final
 Texas L 10-14

2012
Charlottesville Regional
(Charlottesville, Va.)

Virginia	L	1-9
Oklahoma	L	1-2 (10)

2013
Charlottesville Regional
(Charlottesville, Va.)

Virginia	L	1-2
UNC-Wilmington	L	5-9

2018
Raleigh Regional
(Raleigh, N.C.)

N.C. State	W	5-1
Auburn	L	1-12
N.C. State	L	1-11

2019
Lubbock Regional
(Lubbock, Texas)

Texas Tech	L	2-11
Florida	L	5-13

2021
Lubbock Regional
(Lubbock, Texas)

Texas Tech	L	3-6
UCLA	L	6-13

2022
Hattiesburg Regional
(Hattiesburg, Mississippi)

Southern Miss	L	0-2
Kennesaw State	L	8-9

2023
Charlottesville Regional
(Charlottesville, Virginia)

Virginia	L	1-15
Oklahoma	L	1-10

2024
Athens Regional
(Athens, Georgia)

Georgia	L	7-8
Georgia Tech	L	2-4

Army at NCAA Tournament

Auburn	0-2
Boston College	1-0
College of Charleston	0-1
Florida	0-1
Florida State	0-1
Georgia	0-1
Georgia Tech	0-1
Harvard	1-2
Kennesaw State	0-1
LSU	0-1
N.C. State	1-1
Oklahoma	0-2
Penn State	0-1
Rutgers	0-1
South Alabama	1-0
Southern Mississippi	0-1
Texas	0-2
Texas State	1-0
Texas Tech	0-2
UNC Wilmington	0-1
Virginia	0-3
UCLA	0-1
Regional Total	4-24
Tournament Total	5-26

Appearances by Regional

Charlottesville	3 (most recently, 2023)
Lubbock	2 (most recently, 2021)
Athens	1 (most recently, 2024)
Hattiesburg	1 (most recently, 2022)
Raleigh	1 (most recently, 2018)
Austin	1 (most recently, 2009)
Tallahassee	1 (most recently, 2005)
Baton Rouge	1 (most recently, 2004)
Monclair	1 (most recently, 2000)

Appearances by Play-In Series

Cambridge	1 (most recently, 1997)
-----------	-------------------------



GAME NOTES



THE LAST TIME

AN ARMY TEAM...

Won 30+ games in a season2024 (31-21)
 Won 35+ games in a season2023 (38-18)
 Won 40+ games in a season2012 (41-15)
 Registered 20+ wins at Doubleday Field.....2012 (24-3)

Won 10 consecutive games.....2023 (15)
 Won 15 consecutive games.....2023 (15)

Scored 20 runs in a game.....April 10, 2026 at Lehigh (20)
 Scored 25 runs in a game.....March 4, 2023 vs. Stonehill (26)
 Had 20 base hits in a game.....May 22, 2023 vs. Bucknell (21)
 Had 25 base hits in a game.....April 15, 2018, at Lafayette (25)
 Hit 8 doubles in a game.....May 13, 2008, vs. Sacred Heart (8)
 Hit 3 triples in a game.....March 30, 2019, at Bucknell (3)
Hit 4 home runs in a game.....April 14, 2026 vs. Wagner (4)
 Hit 5 home runs in a game.....April 21, 2024 vs. Bucknell (5)
Hit 2 home runs in an inning.....April 10, 2026 at Lehigh

Allowed 20 base hits in a game.....April 26, 2018, vs. Marist (20)
 Allowed 20 runs in a game.....February 28, 2016, at Belmont (20)

Shut out opponent.....April 13 (G1), 2025, vs. Lehigh (11-0)
Was shut out.....February 14, 2026, at Clemson (G2) (0-7)

Turned a triple play in a game.....March 3, 2012, vs. UMBC
 Turned 4 double plays in a game.....April 23, 2024 vs. Marist (6)
 Turned 5 double plays in a game.....April 23, 2024 vs. Marist (6)
 Turned 6 double plays in a game.....April 23, 2024 vs. Marist (6)
Hit into 4 double plays.....March 11, 2026, vs. Merrimack (4)
 Hit into 5 double plays.....March 25, 2008, vs. Quinnipiac (5)

Was hit by pitch 5 times in a game.....April 10, 2026 at Lehigh (6)
Drew 10 walks in a game.....April 21, 2026 at Lafayette (G2) (11)
 Drew 15 walks in a game.....May 8, 2019, vs. Villanova (18)
 Struck out 15 times in a game.....February 20, 2023 at Charlotte (20)

Stole 10 bases in a game.....May 6, 2019, at Lafayette (10)
Had 30 total bases in a game.....April 14, 2026 vs. Wagner (38)
 Had 40 total bases in a game.....May 13, 2008, vs. Sacred Heart (50)
 Had 50 total bases in a game.....May 13, 2008, vs. Sacred Heart (50)

Had 25 RBIs in a game.....March 4, 2023 vs. Stonehill (26)

Had pitching 15 strikeouts.....March 24, 2023, at Holy Cross (16)
Left 15 runners on base.....April 11, 2026 (G2) at Lehigh (16)

Scored 400 runs scored in a season.....2023 (435)
 Had 600 base hits in a season.....2009 (626)
 Hit 100 doubles in a season.....2025 (108)
 Hit 15 triples in a season.....2023 (15)
 Hit 50 home runs in a season.....2024 (60)
 Had 900 total bases in a season.....2023 (934)
 Stole 75 bases in a season.....2025 (83)
 Had a .450 slugging percentage in a season.....2023 (.487)
 Had a .400 on-base percentage in a season.....2009 (.417)

Had an season earned run average of 3.50 or lower.....2014 (2.86)

Sent 20 batters to plate in an inning...May 13, 2008 vs. Sacred Heart (21 in first inning)
Won on a traditional walk-off.....March 27, 2026 vs. Navy (Dubrule Bunt, E5)
 Won on a run-rule walk off.....April 30, 2025 vs. LIU (William Parker RBI)



Chris Barr had eight consecutive base hits in a doubleheader vs. Bucknell March 29, 2025

AN ARMY PLAYER...

Pitching

Pitched a no-hitter in a 9-inning game.....Alex Robinett at Longwood, Feb. 28, 2015
 Pitched a no-hitter in a 7-inning game.....Logan Lee vs. Bucknell, April 21, 2012
 Pitched a 9-inning complete game.....Justin Lehman vs. Navy, April 26, 2024
Pitched a 7-inning complete gameAndrew Berg at Lafayette (G1), March 21, 2026

Pitched a complete-game shutout.....Andrew Berg at Holy Cross (G1), April 4, 2025
 Had 10+ strikeouts in a game.....Mike Ruggieri April 13, 2024 vs. Lafayette (G2) (10)

Had 15 strikeouts in a 9-inning game.... Tyler Giovinco vs. Bryant March 2, 2018 (16)
 Had 20 strikeouts in a 9-inning game..... Alex Robinett vs. Air Force May 1, 2015 (21)
 Had 15 strikeouts in a 7-inning game..... Steve Reich vs. Air Force Feb. 28, 1992 (17)
 Pitched 10.0+ innings in a game..... Alex Robinett at Bucknell May 11, 2015 (10.0)

Had wins in consecutive games.....Trey Ates vs. Bucknell March 29, 2025 (DH)
 Had saves in consecutive games.. Kevin Reavey vs. Lafayette April 19-20, 2025
 Had two wins in one day.....Trey Ates vs. Bucknell March 29, 2025 (DH)

Had 10 wins in a season..... Chris Rowley, 2012 (11)
 Had 90 strikeouts in a season..... Matt Ball, 2018 (93)
 Had 100 strikeouts in a season..... Nick Hill, 2007 (100)

Had 10 saves in a season..... Kevin McKague, 2010 (13)
 Had 5 complete games in a season.....Chris Rowley, 2013 (6)
 Had 8 complete games in a season..... Alex Robinett, 2015 (8)
 Started 15 games in a season..... Tyler Giovinco (16), 2019

Pitched 5 shutouts in a season..... Chris Rowley, 2012 (5)
 Pitched 90.0 innings pitched in a season..... Tyler Giovinco, 2019 (92.2)
 Had 20 appearances in a season..... Sean Dennehy, 2022 (20) & Trevor Finan, 2022 (20)
 Had 25 appearances in a season..... Cam Opp, 2018 (25)

Hitting

Hit safely in 15 straight games..... Kevin Dubrule, 2023 (19)
 Hit safely in 20 straight games..... Milan Dinga, 2006 (25)
 Hit safely in 25 straight games..... Milan Dinga, 2006 (25)
Reached Base safely in 20 straight games Josiah Overbeek, 2025 (32+)

Hit for the cycle..... Chris Barr vs. Wagner, April 14, 2026
Had 5 base hits in a game.....Chris Barr vs. Wagner, April 14, 2026 (5)
 Had 6 base hits in a game..... John McCarthy at Bucknell, April 9, 2017 (6)
Had 5 consecutive base hits.....Chris Barr vs. Wagner, April 14, 2026 (5)
 Had 6 consecutive base hits..... Chris Barr vs. Bucknell (DH), March 29, 2025 (8)
 Had 7 consecutive base hits..... Chris Barr vs. Bucknell (DH), March 29, 2025 (8)
 Had 8 consecutive base hits..... Chris Barr vs. Bucknell (DH), March 29, 2025 (8)

Hit 3 doubles in a game..... John McKillop at Navy, March 16, 2025 (3)
 Hit 2 triples in a game..... Jeremiah Adams at Lafayette, April 4, 2021 (G2)

Had four walks in a game..... Josiah Overbeek at Lafayette, March 21, 2026 (G2) (5)
Had five walks in a game..... Josiah Overbeek at Lafayette, March 21, 2026 (G2) (5)

Hit a grand slam home run..... Josiah Overbeek at Lehigh, April 10, 2026
 Hit back-to-back home runs in a game... Clint Moore & Joey Henshaw vs. Lafayette, April 25, 2011
Hit multiple home runs in a game..... John McKillop vs. Wagner, April 14, 2026 (2)
 Hit 3 home runs in a game..... Clint Moore at Lafayette, April 25, 2011 (3)
Hit a home run & pitched in same game..... Josiah Overbeek vs. Merrimack, March 10, 2026
Hit home runs in two games in a row Josiah Overbeek at Queens, February 27-28, 2025
 Hit home runs in three games in a row..... Derek Berg vs. Bucknell, April 20-21, 2024
Hit two home runs in an inning..... Josiah Overbeek at Lehigh, April 10, 2026

Had 10 total bases in a game..... Chris Barr vs. Wagner, April 14, 2026 (12)
 Had 5 RBIs in a game..... John McKillop vs. Wagner, April 14, 2026 (6)
Had 6 RBIs in a game..... John McKillop vs. Wagner, April 14, 2026 (6)
 Had 8 RBIs in a game..... Sam Ruta vs. Holy Cross, April 7, 2024 (8)

Scored 5 runs scored in a game Chris Barr vs. Wagner, April 14, 2026 (5)
 Stole 5 bases in a game..... Jacob Hurtubuse vs. Bucknell, March 31, 2018 (6)

Started 55 games in a season..... Four players, 2023 (56)

Batted .400 in a season (min. 100 at-bats)..... Kevin Debrule, 2023 (.405)
 Scored 60 runs scored in a season..... Derek Berg, 2023 (66)
 Had a slugging percentage of .800 in a season..... Mike Scioletti, 1997 (.869)
 Had a slugging percentage of .700 in a season..... Clint Moore, 2009 (.724)

Had 25 stolen bases in a season..... Chris Barr, 2025 (32)
 Had 30 stolen bases in a season..... Chris Barr, 2025 (32)
Drew 30 walks in a season..... Josiah Overbeek, 2026 (43+)
Drew 40 walks in a season..... Josiah Overbeek, 2026 (43+)
 Was hit by pitch 20 times in a season..... Alex Jensen, 2014 (22)
Hit 10 home runs in a season..... Josiah Overbeek (10+), 2026
 Hit 15 home runs in a season..... Derek Berg & Sam Ruta (15), 2024
 Had 60 RBIs in a season..... William Parker, 2024 (62)
 Had 70 RBIs in a season..... Joey Henshaw, 2009 (75)
 Had 80 base hits in a season..... Two Players 2023 (92; 84)
 Hit 20 doubles in a season..... Anthony Giachin, 2019 (25)

13-TIME PATRIOT LEAGUE CHAMPIONS



SITUATIONAL RECORDS

OVERALL

Overall.....	19-15
Home.....	8-4
Away.....	10-11
Neutral.....	1-0
Day.....	17-15
Night (5 p.m. or later start time).....	2-0
Games on days with more than one full game.....	4-4
*Fewer than Nine innings.....	4-3
Nine innings.....	14-11
*Extra innings.....	1-1
Walk-offs (not including run-rule walk-offs).....	1-0
One-run games.....	5-2
Two-run games.....	1-1
Three-run games (Or More).....	13-12
Army scores first.....	7-8
Opponent scores first.....	12-7
Scoring 0-2 runs.....	0-6
Scoring 3-5 runs.....	7-6
Scoring 6+ runs.....	12-3
Opponent scores 0-2 runs.....	6-0
Opponent scores 3-5 runs.....	8-3
Opponent scores 6+ runs.....	5-11
Army hits a HR.....	12-4
Army with no HRs.....	7-11
Opp. hits a HR.....	10-8
Opp. with no HRs.....	6-7
Against top-25 teams (at time of playing team).....	0-3
Against unranked teams (at time of playing team).....	18-12
Leading in hits.....	13-2
Trailing in hits.....	4-13
Tied in hits.....	2-0
Leading in walks drawn.....	10-4
Trailing in walks drawn.....	4-9
Tied in walks drawn.....	5-1
First Game of Series.....	6-4
Second Game of Series.....	5-5
Third Game of Series.....	4-5
Fourth Game of Series.....	0-1
Going for Series Win.....	4-2
Going for Series Sweep.....	2-1
When a LHP Starts.....	1-0
When a RHP Starts.....	18-15
When an opposing LHP Starts.....	4-5
When an opposing RHP Starts.....	15-10
When starter earns decision.....	10-10
When reliever earns decision.....	9-5
When opposing starter earns decision.....	16-6
When opposing reliever earns decision.....	3-9
When starter goes 5.0+ innings.....	11-5
When starter goes less than 5.0 innings.....	8-10
When opposing starter goes 5.0+ innings.....	8-6
When opposing starter goes less than 5.0 innings.....	10-9
When either team earns a save.....	10-3
When no team earns a save.....	9-12
In February.....	4-4
In March.....	11-7
In April.....	4-4
In May.....	0-0
In June.....	0-0
Monday.....	0-0
Tuesday.....	4-0
Wednesday.....	1-1
Thursday.....	0-0
Friday.....	4-5
Saturday.....	7-4
Sunday.....	3-5
Leading after seven innings.....	16-1
Trailing after seven innings.....	1-9
Tied after seven innings.....	2-2
Leading after eight innings.....	14-0
Trailing after eight innings.....	0-10
Tied after eight innings.....	1-0

PATRIOT LEAGUE (Regular Season)

Overall.....	9-7
Home.....	3-3
Away.....	6-4
Neutral.....	0-0
Day.....	9-7
Night (5 p.m. or later start time).....	0-0
Games on days with more than one full game.....	4-2
*Fewer than Nine innings.....	2-2
Nine innings.....	6-5
*Extra innings.....	1-0
Walk-offs (not including run-rule walk-offs).....	1-0
One-run games.....	2-0
Two-run games.....	1-1
Three-run games (Or More).....	6-6
Army scores first.....	5-5
Opponent scores first.....	4-2
Scoring 0-2 runs.....	0-3
Scoring 3-5 runs.....	4-2
Scoring 6+ runs.....	5-2
Opponent scores 0-2 runs.....	3-0
Opponent scores 3-5 runs.....	5-1
Opponent scores 6+ runs.....	2-5
Army hits a HR.....	4-2
Army with no HRs.....	5-5
Opp. hits a HR.....	5-3
Opp. with no HRs.....	4-4
Against top-25 teams (at time of playing team).....	0-0
Against unranked teams (at time of playing team).....	9-7
Leading in hits.....	6-1
Trailing in hits.....	2-6
Tied in hits.....	1-0
Leading in walks drawn.....	5-3
Trailing in walks drawn.....	2-2
Tied in walks drawn.....	2-1
First Game of Series.....	3-2
Second Game of Series.....	3-2
Third Game of Series.....	3-2
Fourth Game of Series.....	0-1
Going for Series Win.....	3-2
Going for Series Sweep.....	1-1
When a LHP Starts.....	0-0
When a RHP Starts.....	9-7
When an opposing LHP Starts.....	1-2
When an opposing RHP Starts.....	8-5
When starter earns decision.....	7-5
When reliever earns decision.....	2-2
When opposing starter earns decision.....	6-3
When opposing reliever earns decision.....	1-4
When starter goes 5.0+ innings.....	7-1
When starter goes less than 5.0 innings.....	2-6
When opposing starter goes 5.0+ innings.....	3-3
When opposing starter goes less than 5.0 innings.....	6-4
When either team earns a save.....	4-2
When no team earns a save.....	5-5
In February.....	0-0
In March.....	6-3
In April.....	3-4
In May.....	0-0
In June.....	0-0
Monday.....	0-0
Tuesday.....	0-0
Wednesday.....	0-0
Thursday.....	0-0
Friday.....	2-3
Saturday.....	6-0
Sunday.....	2-3
Leading after seven innings.....	8-1
Trailing after seven innings.....	0-5
Tied after seven innings.....	1-1
Leading after eight innings.....	6-0
Trailing after eight innings.....	0-5
Tied after eight innings.....	1-0



GAME NOTES



STARTING LINEUPS BY POSITION

<i>Date - Opp.</i>	<i>C</i>	<i>1B</i>	<i>2B</i>	<i>3B</i>	<i>SS</i>	<i>LF</i>	<i>CF</i>	<i>RF</i>	<i>DH</i>	<i>P</i>
2/13 at Clemson	Quinlan	Hewitt	Barr	Dubrulle	Schreck	Parker	Ainsworth	Craig	McKillop	Berg
2/14 at Clemson	Quinlan	Hewitt	Barr	Dubrulle	Schreck	Parker	Ainsworth	Craig	McKillop	Penswick
2/14 at Clemson	Quinlan	Hewitt	Barr	Dubrulle	Schreck	Parker	Ainsworth	Craig	Overbeek	Reavey
2/20 at South Carolina	Quinlan	Hewitt	Barr	Dubrulle	Schreck	Parker	Ainsworth	Craig	Overbeek	Ates
2/21 vs. Air Force^	Quinlan	Hewitt	Barr	Dubrulle	Schreck	Parker	Ainsworth	Farrell	McGlone	Berg
2/22 at The Citadel	Pineda	Hewitt	Barr	Dubrulle	Schreck	Parker	Ainsworth	Craig	Overbeek	Penswick
2/27 at Queens (NC)	Quinlan	Hewitt	Barr	Dubrulle	Schreck	Parker	Ainsworth	Farrell	Overbeek	Reavey
2/28 at Queens (NC)	Quinlan	Hewitt	Barr	Dubrulle	Schreck	Overbeek	Ainsworth	Parker	McKillop	Berg
3/1 at Queens (NC)	Pineda	Hewitt	Barr	Dubrulle	Schreck	Overbeek	Ainsworth	Parker	Overbeek	Ates
3/6 at VCU	Quinlan	Hewitt	Barr	Dubrulle	Schreck	Overbeek	Farrell	Parker	McKillop	Berg
3/7 at VCU	Quinlan	Hewitt	Franquiz	Dubrulle	Schreck	Overbeek	Barr	Parker	McKillop	Reavey
3/8 at VCU	Pineda	Hewitt	Barr	Dubrulle	Schreck	Overbeek	Farrell	Parker	McKillop	Ates
3/10 vs. Merrimack	Quinlan	Hewitt	Franquiz	Scott	Schreck	Overbeek	Barr	Farrell	McKillop	Delph
3/11 vs. Merrimack	Pineda	Hewitt	Barr	Dubrulle	Schreck	Overbeek	Ainsworth	Parker	McGlone	Vanderhave
3/13 vs. Holy Cross*	Quinlan	Hewitt	Barr	Dubrulle	Schreck	Overbeek	Ainsworth	Parker	McKillop	Berg
3/14 vs. Holy Cross*	Quinlan	Hewitt	Barr	Dubrulle	Schreck	Parker	Ainsworth	Overbeek	McKillop	Reavey
3/15 vs. Holy Cross*	Quinlan	Hewitt	Barr	Dubrulle	Schreck	Parker	Ainsworth	Overbeek	McGlone	Ates
3/18 vs. UAlbany	Quinlan	Hewitt	Barr	Dubrulle	Schreck	Parker	Ainsworth	Farrell	Overbeek	Delph
3/21 at Lafayette*	Quinlan	Hewitt	Barr	Dubrulle	Schreck	Parker	Ainsworth	Farrell	Overbeek	Berg
3/21 at Lafayette*	Quinlan	Hewitt	Barr	Dubrulle	Schreck	Parker	Ainsworth	Farrell	Overbeek	Reavey
3/22 at Lafayette*	Quinlan	Hewitt	Barr	Dubrulle	Schreck	Parker	Ainsworth	Farrell	Overbeek	Ates
3/24 vs. Saint Peter's	Pineda	McKillop	Barr	Scott	Schreck	Parker	Ainsworth	Farrell	Overbeek	Abell
3/27 vs. Navy*	Quinlan	Hewitt	Barr	Dubrulle	Schreck	Parker	Ainsworth	Farrell	Overbeek	Berg
3/28 vs. Navy*	Quinlan	Hewitt	Barr	Dubrulle	Schreck	Parker	Ainsworth	Farrell	Overbeek	Reavey
3/29 vs. Navy*	Quinlan	Hewitt	Barr	Dubrulle	Schreck	Parker	Ainsworth	Farrell	Overbeek	Ates
3/31 vs. Cornell	McGlone	McKillop	Barr	Scott	Schreck	Parker	Ainsworth	Farrell	Overbeek	Abell
4/4 at Holy Cross*	Quinlan	Hewitt	Barr	Dubrulle	Schreck	Parker	Ainsworth	Farrell	Overbeek	Berg
4/4 at Holy Cross*	Quinlan	Hewitt	Barr	Dubrulle	Schreck	Parker	Ainsworth	Farrell	Overbeek	Reavey
4/5 at Holy Cross*	Quinlan	Hewitt	Barr	Dubrulle	Schreck	Craig	Ainsworth	Farrell	Overbeek	Ates
4/10 at Lehigh*	Quinlan	Hewitt	Andrzejewski	Scott	Schreck	Parker	Barr	Farrell	Overbeek	Berg
4/11 at Lehigh*	Quinlan	Hewitt	Andrzejewski	Scott	Schreck	Parker	Barr	Overbeek	McKillop	Reavey
4/11 at Lehigh*	Pineda	Hewitt	Andrzejewski	Scott	Schreck	Parker	Barr	Ainsworth	Overbeek	Ates
4/12 at Lehigh*	Quinlan	Hewitt	Andrzejewski	Scott	Schreck	Parker	Barr	Farrell	Overbeek	Calvo
4/14 vs. Wagner	Pineda	McKillop	Dubrulle	Scott	Schreck	Parker	Barr	Farrell	Overbeek	Leahy
4/17 vs. Bucknell*										
4/18 vs. Bucknell*										
4/18 vs. Bucknell*										
4/19 vs. Bucknell*										
4/21 vs. Marist										
4/25 vs. Lafayette*										
4/25 vs. Lafayette*										
4/26 vs. Lafayette*										
4/28 vs. LIU										
5/2 at Navy*										
5/3 at Navy*										
5/3 at Navy*										

at South Carolina^
Patriot League Game*
Postseason Game**



GAME NOTES



STARTING LINEUPS BY BATTING ORDER

Date - Opp.	1	2	3	4	5	6	7	8	9
2/13 at Clemson	Barr	Ainsworth	Parker	Quinlan	Craig	McKillop	Hewitt	Dubrule	Schreck
2/14 at Clemson	Barr	Dubrule	Parker	Quinlan	Ainsworth	Hewitt	McKillop	Craig	Schreck
2/14 at Clemson	Barr	Dubrule	Parker	Quinlan	Ainsworth	Hewitt	Overbeek	Craig	Schreck
2/20 at South Carolina	Barr	Dubrule	Parker	Quinlan	Ainsworth	Hewitt	Overbeek	Craig	Schreck
2/21 vs. Air Force ^	Barr	Dubrule	Parker	Quinlan	Ainsworth	Hewitt	McGlone	Farrell	Schreck
2/22 at The Citadel	Barr	Dubrule	Parker	Ainsworth	Hewitt	Overbeek	Pineda	Craig	Schreck
2/27 at Queens (NC)	Barr	Dubrule	Parker	Quinlan	Ainsworth	Hewitt	Overbeek	Farrell	Schreck
2/28 at Queens (NC)	Barr	Dubrule	Parker	Overbeek	Quinlan	Ainsworth	Hewitt	McKillop	Schreck
3/1 at Queens (NC)	Barr	Dubrule	Parker	Overbeek	Ainsworth	Hewitt	McKillop	Pineda	Schreck
3/6 at VCU	Barr	Dubrule	Parker	Overbeek	Hewitt	McKillop	Quinlan	Farrell	Schreck
3/7 at VCU	Barr	Dubrule	Parker	Overbeek	Hewitt	McKillop	Quinlan	Franquiz	Schreck
3/8 at VCU	Pineda	Parker	Barr	Overbeek	Hewitt	McKillop	Dubrule	Farrell	Schreck
3/10 vs. Merrimack	Franquiz	Barr	Overbeek	Hewitt	McKillop	Quinlan	Schreck	Farrell	Scott
3/11 vs. Merrimack	Barr	Overbeek	Parker	Hewitt	Ainsworth	McGlone	Pineda	Dubrule	Schreck
3/13 vs. Holy Cross*	Ainsworth	Barr	Overbeek	Parker	Hewitt	McKillop	Quinlan	Dubrule	Schreck
3/14 vs. Holy Cross*	Ainsworth	Barr	Overbeek	Parker	McKillop	Hewitt	Quinlan	Schreck	Dubrule
3/15 vs. Holy Cross*	Ainsworth	Barr	Overbeek	Parker	Hewitt	Schreck	McGlone	Quinlan	Dubrule
3/18 vs. UAlbany	Ainsworth	Barr	Overbeek	Parker	Schreck	Hewitt	Quinlan	Farrell	Dubrule
3/21 at Lafayette*	Ainsworth	Barr	Overbeek	Parker	Schreck	Hewitt	Quinlan	Farrell	Dubrule
3/21 at Lafayette*	Ainsworth	Barr	Overbeek	Parker	Schreck	Hewitt	Quinlan	Farrell	Dubrule
3/22 at Lafayette*	Ainsworth	Barr	Overbeek	Parker	Schreck	Hewitt	Quinlan	Farrell	Dubrule
3/24 vs. Saint Peter's	Ainsworth	Barr	Overbeek	Parker	Schreck	Pineda	McKillop	Farrell	Scott
3/27 vs. Navy*	Ainsworth	Barr	Overbeek	Parker	Schreck	Hewitt	Quinlan	Farrell	Dubrule
3/28 vs. Navy*	Ainsworth	Barr	Overbeek	Parker	Schreck	Hewitt	Quinlan	Farrell	Dubrule
3/29 vs. Navy*	Barr	Overbeek	Parker	Ainsworth	Schreck	Hewitt	Quinlan	Farrell	Dubrule
3/31 vs. Cornell	Barr	Parker	Overbeek	Schreck	McKillop	Ainsworth	Farrell	McGlone	Scott
4/4 at Holy Cross*	Barr	Ainsworth	Overbeek	Schreck	Parker	Quinlan	Hewitt	Farrell	Dubrule
4/4 at Holy Cross*	Barr	Ainsworth	Overbeek	Schreck	Quinlan	Parker	Hewitt	Farrell	Dubrule
4/5 at Holy Cross*	Barr	Schreck	Overbeek	Quinlan	Ainsworth	Hewitt	Farrell	Craig	Dubrule
4/10 at Lehigh*	Overbeek	Barr	Schreck	Parker	Quinlan	Hewitt	Andrzejewski	Scott	Farrell
4/11 at Lehigh*	Overbeek	Barr	Schreck	Parker	Quinlan	Hewitt	Andrzejewski	McKillop	Scott
4/11 at Lehigh*	Overbeek	Barr	Schreck	Parker	Hewitt	Andrzejewski	Ainsworth	Scott	Pineda
4/12 at Lehigh*	Overbeek	Barr	Schreck	Parker	Quinlan	Hewitt	Andrzejewski	Farrell	Scott
4/14 vs. Wagner	Overbeek	Barr	Schreck	Parker	Quinlan	Scott	Pineda	Farrell	Dubrule
4/17 vs. Bucknell*									
4/18 vs. Bucknell*									
4/18 vs. Bucknell*									
4/19 vs. Bucknell*									
4/21 vs. Marist									
4/25 vs. Lafayette*									
4/25 vs. Lafayette*									
4/26 vs. Lafayette*									
4/28 vs. LIU									
5/2 at Navy*									
5/3 at Navy*									
5/3 at Navy*									

at South Carolina ^
Patriot League Game*
Postseason Game**



GAME NOTES



2026 OVERALL STATS

(Sorted by Batting avg)

##	PLAYER	AVG	GP-GS	AB	R	H	2B	3B	HR	RBI	TB	SLG%	BB	HP	SO	GDP	OB%	SF	SH	SB-ATT	PO	A	E	FLD%
31	Cicale, Nick	1.000	2-0	1	1	1	0	0	0	2	1	1.000	1	0	0	0	1.000	0	0	0-0	0	0	0	-
24	Andrzejewski, Paul	.400	8-4	15	6	6	1	0	0	3	7	.467	4	4	1	1	.609	0	2	0-1	6	7	0	1.000
9	Scott, Mason	.357	16-8	28	6	10	1	0	0	10	11	.393	9	7	6	2	.591	0	1	2-3	6	16	3	.880
13	Franquiz, Bennie	.300	6-2	10	2	3	1	0	0	0	4	.400	1	1	3	0	.417	0	0	0-0	1	1	0	1.000
15	Barr, Chris	.292	34-34	130	34	38	7	3	3	27	60	.462	18	8	28	2	.403	3	3	19-20	94	70	4	.976
10	Overbeek, Josiah	.289	32-31	97	33	28	6	0	10	29	64	.660	43	8	30	1	.527	2	0	3-3	14	2	2	.889
32	Schreck, Thomas	.288	34-34	111	25	32	6	0	3	25	47	.423	26	1	11	1	.421	2	6	4-4	43	104	4	.974
25	McKillop, John	.269	22-14	52	11	14	3	0	2	11	23	.442	5	6	12	0	.391	1	0	0-0	19	0	0	1.000
2	Dubrulle, David	.258	31-27	97	13	25	4	0	0	10	29	.299	6	3	15	1	.321	0	4	5-5	14	61	3	.962
23	McGlone, Max	.250	9-4	16	1	4	1	0	1	5	8	.500	2	1	4	1	.368	0	0	2-2	10	3	0	1.000
26	Parker, William	.239	33-32	113	23	27	7	0	6	29	52	.460	21	10	28	0	.397	2	0	1-6	62	0	0	1.000
5	Hewitt, Carter	.227	33-31	110	14	25	6	0	1	21	34	.309	9	9	26	0	.336	0	2	1-1	266	15	2	.993
4	Farrell, Zac	.205	28-20	73	12	15	2	0	0	9	17	.233	4	7	20	1	.310	0	1	7-8	49	1	0	1.000
19	Quinlan, Jack	.204	27-26	93	15	19	4	0	3	11	32	.344	7	7	29	1	.308	0	1	1-2	153	18	2	.988
27	Ainsworth, Addison	.200	28-26	90	17	18	6	0	0	9	24	.267	17	6	26	2	.357	2	3	1-2	52	0	0	1.000
3	Pineda, Jake	.125	11-7	24	7	3	0	0	0	1	3	.125	5	5	1	2	.382	0	0	1-2	41	10	0	1.000
11	Craig, JT	.080	17-6	25	5	2	1	0	0	2	3	.120	2	0	13	0	.148	0	1	1-2	11	1	1	.923
6	Delph, Michael	.000	12-2	3	0	0	0	0	0	0	0	.000	0	0	2	0	.000	0	0	0-0	1	1	0	1.000
	Totals	.248	34	1088	225	270	56	3	29	204	419	.385	180	83	255	15	.391	12	24	48-61	851	338	22	.982
	Opponents	.272	34	1100	213	299	53	6	26	200	442	.402	166	49	206	21	.389	8	14	31-45	861	282	59	.951

LOB - Team (297), Opp (264). DPs turned - Team (26), Opp (18). IBB - Team (0), Opp (1). Picked off - Hewitt (1), Scott (1), Overbeek (1), Barr (1), Parker (2), Ainsworth (2).

(Sorted by Earned run avg)

##	PLAYER	ERA	W-L	APP	GS	CG	SHO	SV	IP	H	R	ER	BB	SO	2B	3B	HR	B/AVG	WP	HP	BK	SFA	SHA
21	Newton, Sean	0.00	0-0	3	0	0	0	0	3.0	1	0	0	3	2	0	0	0	.100	0	1	0	0	0
17	Standlee, Ian	2.45	0-0	2	0	0	0	0	3.2	4	1	1	2	5	2	0	0	.286	0	0	0	0	0
8	Reavey, Kevin	3.72	3-4	9	8	0	0	1	46.0	35	22	19	33	34	6	0	3	.217	1	6	0	3	0
12	Berg, Andrew	4.44	4-2	9	9	1	0	0	52.2	60	37	26	18	36	12	2	3	.283	4	5	0	2	4
38	Ates, Trey	5.17	3-1	9	8	0	0	0	40.0	30	26	23	20	26	8	1	1	.204	5	13	0	0	0
6	Delph, Michael	5.29	0-0	9	2	0	0	1	17.0	15	11	10	9	14	2	0	2	.231	0	4	0	0	0
41	Donecea, Max	6.23	2-0	6	0	0	0	0	8.2	7	8	6	6	10	3	1	2	.226	0	0	0	0	1
39	Penswick, Robbie	6.85	3-4	9	2	0	0	2	22.1	28	17	17	8	13	4	1	2	.326	0	2	0	1	4
29	Calvo, Walker	6.94	0-0	7	1	0	0	0	11.2	19	9	9	4	6	2	0	0	.365	2	0	0	0	1
10	Overbeek, Josiah	6.97	1-0	9	0	0	0	4	10.1	10	8	8	8	9	1	0	2	.244	0	2	0	0	0
1	Abell, Mark	7.97	0-0	13	2	0	0	1	20.1	36	18	18	12	20	6	1	2	.400	5	3	0	1	3
30	Vanderhave, Jakob	8.25	0-2	11	1	0	0	1	12.0	13	12	11	11	11	2	0	2	.283	2	2	0	0	0
44	Ramirez, Anthony	8.85	1-2	10	0	0	0	0	20.1	22	21	20	12	12	3	0	3	.278	4	6	0	1	0
18	Vaccarella, Joe	9.00	2-0	8	0	0	0	0	8.0	9	9	8	9	5	1	0	2	.273	2	3	0	0	0
22	Leahy, William	12.38	0-0	5	1	0	0	0	8.0	10	14	11	11	3	1	0	2	.303	2	2	0	0	1
	Totals	5.93	19-15	34	34	1	0	10	284.0	299	213	187	166	206	53	6	26	.272	27	49	0	8	14
	Opponents	5.64	15-19	34	34	0	2	3	287.0	270	225	180	180	255	56	3	29	.248	27	83	5	12	24

PB - Team (10), Pineda (5), Quinlan (5), Opp (3). Pickoffs - Team (1), Berg (1), Opp (7). SBA/ATT - Abell (0-1), Pineda (3-8), Delph (2-2), Reavey (7-11), Overbeek (2-2), Berg (3-3), Standlee (0-1), Quinlan (28-34), McGlone (0-3), Calvo (0-1), Vanderhave (4-4), Ates (5-7), Penswick (2-2), Donecea (3-5), Ramirez (0-2).

13-TIME PATRIOT LEAGUE CHAMPIONS



GAME NOTES



2026 PATRIOT LEAGUE STATS

(Sorted by Batting avg)

##	PLAYER	AVG	GP-GS	AB	R	H	2B	3B	HR	RBI	TB	SLG%	BB	HP	SO	GDP	OB%	SF	SH	SB-ATT	PO	A	E	FLD%
9	Scott, Mason	.500	7-4	14	4	7	1	0	0	7	8	.571	6	1	3	2	.667	0	1	1-1	5	7	1	.923
24	Andrzejewski, Paul	.357	6-4	14	4	5	1	0	0	3	6	.429	4	2	1	1	.550	0	2	0-1	5	6	0	1.000
2	Dubrulle, David	.350	14-12	40	5	14	1	0	0	4	15	.375	1	3	4	0	.409	0	1	1-1	7	29	2	.947
32	Schreck, Thomas	.316	16-16	57	14	18	5	0	2	16	29	.509	13	1	5	0	.444	1	3	2-2	18	54	3	.960
15	Barr, Chris	.290	16-16	62	17	18	5	1	0	12	25	.403	13	2	15	0	.423	1	2	9-10	39	33	2	.973
19	Quinlan, Jack	.245	15-15	53	9	13	3	0	1	8	19	.358	5	4	17	0	.355	0	1	0-1	98	6	0	1.000
4	Farrell, Zac	.220	14-11	41	6	9	2	0	0	6	11	.268	2	1	10	0	.273	0	0	3-3	20	1	0	1.000
5	Hewitt, Carter	.211	16-16	57	11	12	4	0	1	15	19	.333	6	6	14	0	.348	0	1	1-1	134	5	1	.993
25	McKillop, John	.200	8-3	15	0	3	2	0	0	0	5	.333	0	0	3	0	.200	0	0	0-0	0	0	0	-
27	Ainsworth, Addison	.188	15-13	48	9	9	4	0	0	4	13	.271	12	2	16	2	.359	2	0	0-1	29	0	0	1.000
26	Parker, William	.185	15-15	54	12	10	3	0	2	14	19	.352	10	6	15	0	.371	0	0	0-2	26	0	0	1.000
10	Overbeek, Josiah	.180	16-16	50	14	9	3	0	2	9	18	.360	24	4	21	0	.468	1	0	1-1	4	0	1	.800
3	Pineda, Jake	.000	3-1	3	3	0	0	0	0	0	0	.000	1	2	0	0	.500	0	0	1-1	7	1	0	1.000
6	Delph, Michael	.000	5-0	2	0	0	0	0	0	0	0	.000	0	0	1	0	.000	0	0	0-0	1	1	0	1.000
11	Craig, JT	.000	5-1	3	1	0	0	0	0	0	0	.000	0	0	2	0	.000	0	0	0-1	2	0	1	.667
23	McGlone, Max	.000	1-1	3	0	0	0	0	0	0	0	.000	0	0	2	0	.000	0	0	0-0	0	0	0	-
	Totals	.246	16	516	109	127	34	1	8	98	187	.362	97	34	129	5	.396	5	11	19-26	396	152	11	.980
	Opponents	.267	16	520	101	139	23	3	10	94	198	.381	71	27	105	9	.380	6	3	19-22	402	126	32	.943

LOB - Team (149), Opp (124). DPs turned - Team (11), Opp (5). IBB - Team (0), Opp (0). Picked off - Hewitt (1), Scott (1), Ainsworth (1).

(Sorted by Earned run avg)

##	PLAYER	ERA	W-L	APP	GS	CG	SHO	SV	IP	H	R	ER	BB	SO	2B	3B	HR	B/AVG	WP	HP	BK	SFA	SHA
30	Vanderhave, Jakob	2.25	0-0	4	0	0	0	0	4.0	4	1	1	2	4	0	0	0	.286	0	1	0	0	0
39	Penswick, Robbie	3.18	2-1	4	0	0	0	1	11.1	10	4	4	4	9	1	0	0	.244	0	0	0	0	2
6	Delph, Michael	3.68	0-0	3	0	0	0	0	7.1	4	3	3	4	8	1	0	1	.154	0	3	0	0	0
8	Reavey, Kevin	4.13	3-2	5	5	0	0	0	28.1	22	16	13	21	25	4	0	2	.220	0	3	0	3	0
1	Abell, Mark	5.14	0-0	4	0	0	0	1	7.0	13	4	4	2	5	2	0	0	.406	2	1	0	1	0
12	Berg, Andrew	5.27	2-2	5	5	1	0	0	27.1	37	26	16	11	21	6	1	2	.311	2	4	0	2	0
38	Ates, Trey	5.84	2-1	5	5	0	0	0	24.2	18	18	16	11	19	3	1	1	.198	3	10	0	0	0
44	Ramirez, Anthony	5.91	0-1	4	0	0	0	0	10.2	8	8	7	2	4	1	0	3	.195	0	3	0	0	0
18	Vaccarella, Joe	9.00	0-0	1	0	0	0	0	1.0	0	1	1	3	0	0	0	0	.000	1	0	0	0	0
10	Overbeek, Josiah	13.50	0-0	5	0	0	0	2	4.2	8	7	7	6	5	1	0	1	.364	0	2	0	0	0
29	Calvo, Walker	15.43	0-0	3	1	0	0	0	4.2	12	8	8	2	2	2	0	0	.500	2	0	0	0	1
41	Donecea, Max	33.75	0-0	2	0	0	0	0	1.1	3	5	5	3	3	2	1	0	.429	0	0	0	0	0
	Totals	5.78	9-7	16	16	1	0	4	132.1	139	101	85	71	105	23	3	10	.267	10	27	0	6	3
	Opponents	5.51	7-9	16	16	0	0	2	134.0	127	109	82	97	129	34	1	8	.246	11	34	5	5	11

PB - Team (5), Pineda (2), Quinlan (3), Opp (1). Pickoffs - Team (0), Opp (3). SBA/ATT - Pineda (0-1), Delph (2-2), Reavey (6-7), Overbeek (2-2), Berg (3-3), Quinlan (19-21), Ates (2-3), Penswick (1-1), Donecea (3-3), Ramirez (0-1).



GAME NOTES



2026 GAME LOG

DATE	OPPONENT	SCORE	INNS	OVERALL	CONF	PITCHER OF RECORD	ATTEND
02/13/2026	at Clemson	L, 2-3	9	0-1	0-0	Jakob Vanderhave (L 0-1)	5893
02/14/2026	at Clemson	L, 0-10	8	0-2	0-0	Robbie Penswick (L 0-1)	-
02/14/2026	at Clemson	L, 0-7	9	0-3	0-0	Kevin Reavey (L 0-1)	6599
02/20/2026	at South Carolina	W, 9-5	9	1-3	0-0	Anthony Ramirez (W 1-0)	7100
02/21/2026	vs. Air Force	W, 11-3	9	2-3	0-0	Andrew Berg (W 1-0)	795
02/22/2026	at Citadel	L, 8-14	9	2-4	0-0	Robbie Penswick (L 0-2)	1115
02/27/2026	at Queens (N.C.)	W, 3-2	9	3-4	0-0	Josiah Overbeek (W 1-0)	148
02/28/2026	at Queens (N.C.)	W, 4-3	9	4-4	0-0	Andrew Berg (W 2-0)	368
03/01/2026	at Queens (N.C.)	W, 5-2	9	5-4	0-0	Trey Ates (W 1-0)	245
03/06/2026	at VCU	L, 3-4	(10)	5-5	0-0	Robbie Penswick (L 0-3)	198
03/07/2026	at VCU	L, 3-11	9	5-6	0-0	Kevin Reavey (L 0-2)	651
03/08/2026	at VCU	L, 3-11	9	5-7	0-0	Anthony Ramirez (L 1-1)	396
03/10/2026	Merrimack	W, 10-9	9	6-7	0-0	Robbie Penswick (W 1-3)	491
03/11/2026	Merrimack	L, 4-8	9	6-8	0-0	Jakob Vanderhave (L 0-2)	426
* 03/13/2026	Holy Cross	L, 1-6	9	6-9	0-1	Andrew Berg (L 2-1)	539
* 03/14/2026	Holy Cross	W, 5-1	9	7-9	1-1	Kevin Reavey (W 1-2)	668
* 03/15/2026	Holy Cross	L, 4-10	9	7-10	1-2	Robbie Penswick (L 1-4)	566
03/18/2026	UAlbany	W, 12-2	7	8-10	1-2	Max Donecea (W 1-0)	-
* 03/21/2026	at Lafayette	W, 11-2	7	9-10	2-2	Andrew Berg (W 2-2)	134
* 03/21/2026	at Lafayette	W, 10-3	9	10-10	3-2	Kevin Reavey (W 2-2)	143
* 03/22/2026	at Lafayette	W, 10-5	9	11-10	4-2	Robbie Penswick (W 2-4)	-
03/24/2026	Saint Peter's	W, 9-4	9	12-10	4-2	Joe Vaccarella (W 1-0)	518
* 03/27/2026	Navy	W, 5-4	(10)	13-10	5-2	Robbie Penswick (W 3-4)	1007
* 03/28/2026	Navy	L, 2-5	9	13-11	5-3	Kevin Reavey (L 2-3)	1003
* 03/29/2026	Navy	W, 4-3	9	14-11	6-3	Trey Ates (W 2-0)	961
03/31/2026	Cornell	W, 12-6	9	15-11	6-3	Max Donecea (W 2-0)	502
* 04/04/2026	at Holy Cross	L, 5-11	7	15-12	6-4	Andrew Berg (L 3-2)	178
* 04/04/2026	at Holy Cross	L, 6-16	7	15-13	6-5	Kevin Reavey (L 2-4)	204
* 04/06/2026	at Holy Cross	L, 2-10	9	15-14	6-6	Trey Ates (L 2-1)	203
* 04/10/2026	at Lehigh	W, 20-5	9	16-14	7-6	Andrew Berg (W 4-2)	173
* 04/11/2026	at Lehigh	W, 4-2	7	17-14	8-6	Kevin Reavey (W 3-4)	233
* 04/11/2026	at Lehigh	W, 13-9	9	18-14	9-6	Trey Ates (W 3-1)	213
* 04/12/2026	at Lehigh	L, 7-9	9	18-15	9-7	Anthony Ramirez (L 1-2)	241
04/14/2026	Wagner	W, 18-8	7	19-15	9-7	Joe Vaccarella (W 2-0)	519

() extra inning game

13-TIME PATRIOT LEAGUE CHAMPIONS



GAME NOTES



2026 GAME-BY-GAME HITTING STATS

Batting

DATE	OPPONENT	AB	R	H	RBI	2B	3B	HR	TB	BB	IBB	SB	CS	HBP	SAC	SF	GDP	K	PO	A	E	LOB	AVG
02/13/2026	at Clemson	37	2	10	2	2	0	1	15	2	0	0	0	1	1	0	0	12	24	12	1	10	.270
02/14/2026	at Clemson	26	0	1	0	0	0	0	1	0	0	0	0	0	0	0	0	12	21	16	2	2	.038
02/14/2026	at Clemson	30	0	5	0	2	0	0	7	0	0	0	1	1	0	0	1	10	24	12	0	4	.167
02/20/2026	at South Carolina	35	9	9	8	1	0	3	19	7	0	2	0	1	1	0	0	10	27	10	0	8	.257
02/21/2026	vs. Air Force	40	11	13	10	1	0	3	23	2	0	3	0	3	0	2	0	8	27	12	0	9	.325
02/22/2026	at Citadel	33	8	8	7	1	0	1	12	6	0	1	1	3	0	1	0	11	24	16	0	8	.242
02/27/2026	at Queens (N.C.)	31	3	5	2	1	0	1	9	5	0	0	0	0	1	0	1	9	27	7	0	7	.161
02/28/2026	at Queens (N.C.)	33	4	6	4	1	0	1	10	1	0	1	1	2	0	0	0	5	27	17	2	5	.182
03/01/2026	at Queens (N.C.)	32	5	7	5	0	0	0	7	5	0	4	1	1	0	0	0	3	27	13	1	6	.219
03/06/2026	at VCU	32	3	5	2	0	0	0	5	5	0	2	0	8	2	0	2	7	29	14	0	14	.156
03/07/2026	at VCU	34	3	8	3	2	0	0	10	4	0	0	0	2	0	0	0	7	24	7	1	10	.235
03/08/2026	at VCU	34	3	6	3	2	0	0	8	4	0	0	0	1	1	0	0	12	24	6	0	10	.176
03/10/2026	Merrimack	31	10	11	10	0	0	3	20	5	0	1	1	6	0	1	0	4	27	8	1	10	.355
03/11/2026	Merrimack	27	4	4	4	0	0	0	4	7	0	0	0	4	0	0	4	3	27	8	1	7	.148
* 03/13/2026	Holy Cross	34	1	7	1	3	0	0	10	3	0	2	0	2	0	0	0	9	27	17	2	11	.206
* 03/14/2026	Holy Cross	29	5	7	5	1	0	2	14	5	0	0	0	0	2	0	0	6	27	12	0	7	.241
* 03/15/2026	Holy Cross	33	4	7	4	2	0	0	9	6	0	0	1	1	0	1	0	11	27	9	1	10	.212
03/18/2026	UAlbany	24	12	8	9	1	1	2	17	8	0	2	0	2	3	0	0	3	21	6	0	7	.333
* 03/21/2026	at Lafayette	29	11	10	10	2	0	0	12	7	0	1	1	4	1	0	0	5	21	9	0	8	.345
* 03/21/2026	at Lafayette	37	10	10	10	0	1	0	12	11	0	1	0	2	0	0	0	4	27	15	0	13	.270
* 03/22/2026	at Lafayette	42	10	12	8	3	0	0	15	3	0	4	1	1	0	0	0	9	27	7	1	9	.286
03/24/2026	Saint Peter's	28	9	8	9	0	0	2	14	7	0	3	1	6	1	1	1	3	27	5	1	10	.286
* 03/27/2026	Navy	31	5	4	4	1	0	1	8	2	0	0	0	1	2	0	0	11	30	9	0	3	.129
* 03/28/2026	Navy	33	2	5	1	4	0	0	9	5	0	1	1	2	0	0	0	10	27	9	2	11	.152
* 03/29/2026	Navy	30	4	5	2	2	0	0	7	3	0	1	0	2	0	0	1	8	27	15	0	7	.167
03/31/2026	Cornell	31	12	11	12	2	0	0	13	8	0	9	0	6	2	2	1	5	27	11	1	13	.355
* 04/04/2026	at Holy Cross	28	5	5	4	1	0	1	9	5	0	1	0	0	0	0	0	10	16	7	1	7	.179
* 04/04/2026	at Holy Cross	28	6	9	6	3	0	1	15	4	0	2	0	2	0	2	0	10	18	3	0	9	.321
* 04/06/2026	at Holy Cross	28	2	3	2	1	0	0	4	7	0	0	0	2	0	0	2	11	24	9	2	8	.107
* 04/10/2026	at Lehigh	38	20	17	20	5	0	2	28	12	0	0	2	6	1	0	1	6	27	9	0	9	.447
* 04/11/2026	at Lehigh	27	4	10	4	2	0	0	12	2	0	0	1	1	2	0	1	6	20	3	0	7	.370
* 04/11/2026	at Lehigh	40	13	12	11	2	0	1	17	10	0	6	0	4	1	1	0	9	27	12	1	16	.300
* 04/12/2026	at Lehigh	29	7	4	6	2	0	0	6	12	0	0	0	4	2	1	0	4	24	7	1	14	.138
04/14/2026	Wagner	34	18	18	16	6	1	4	38	7	0	1	0	2	1	0	0	2	21	6	0	8	.529
Totals		1088	225	270	204	56	3	29	419	180	0	48	13	83	24	12	15	255	851	338	22	297	.248

13-TIME PATRIOT LEAGUE CHAMPIONS



GAME NOTES



2026 GAME-BY-GAME PITCHING STATS

Pitching

DATE	OPPONENT	IP	H	R	ER	BB	SO	2B	3B	HR	WP	BK	HBP	DP	IBB	SCORE	W-L	SV	ERA
02/13/2026	at Clemson	8.0	9	3	3	3	4	1	0	1	0	0	1	2	1	2-3	0-1	0	3.38
02/14/2026	at Clemson	7.0	17	10	10	3	2	3	0	3	0	0	0	3	0	0-10	0-1	0	12.86
02/14/2026	at Clemson	8.0	9	7	7	11	2	0	0	0	1	0	1	2	0	0-7	0-1	0	7.88
02/20/2026	at South Carolina	9.0	8	5	5	7	3	3	0	1	0	0	1	1	0	9-5	1-0	0	5.00
02/21/2026	vs. Air Force	9.0	6	3	3	2	3	2	0	0	2	0	3	0	0	11-3	1-0	1	3.00
02/22/2026	at Citadel	8.0	10	14	14	11	5	1	1	2	3	0	3	1	0	8-14	0-1	0	15.75
02/27/2026	at Queens (N.C.)	9.0	7	2	2	5	9	2	0	0	0	0	0	0	0	3-2	1-0	0	2.00
02/28/2026	at Queens (N.C.)	9.0	6	3	2	4	5	1	1	0	0	0	2	3	0	4-3	1-0	1	2.00
03/01/2026	at Queens (N.C.)	9.0	6	2	1	1	6	2	0	0	0	0	1	0	0	5-2	1-0	1	1.00
03/06/2026	at VCU	9.2	10	4	4	2	8	3	0	0	0	0	8	0	0	3-4	0-1	0	3.72
03/07/2026	at VCU	8.0	9	11	11	9	3	2	0	1	0	0	2	0	0	3-11	0-1	0	12.38
03/08/2026	at VCU	8.0	11	11	11	5	5	4	1	0	4	0	1	1	0	3-11	0-1	0	12.38
03/10/2026	Merrimack	9.0	9	9	6	6	7	1	0	2	2	0	6	0	0	10-9	1-0	1	6.00
03/11/2026	Merrimack	9.0	8	8	6	10	9	2	0	2	1	0	4	0	0	4-8	0-1	0	6.00
* 03/13/2026	Holy Cross	9.0	4	6	2	4	4	1	0	0	0	0	2	0	0	1-6	0-1	0	2.00
* 03/14/2026	Holy Cross	9.0	7	1	1	1	8	1	0	1	0	0	0	3	0	5-1	1-0	1	1.00
* 03/15/2026	Holy Cross	9.0	10	10	9	9	6	2	0	0	0	0	1	1	0	4-10	0-1	0	9.00
03/18/2026	UAlbany	7.0	6	2	1	5	8	0	0	1	0	0	2	0	0	12-2	1-0	0	1.29
* 03/21/2026	at Lafayette	7.0	7	2	2	1	6	2	1	0	1	0	4	0	0	11-2	1-0	0	2.57
* 03/21/2026	at Lafayette	9.0	6	3	3	3	6	0	0	0	1	0	2	2	0	10-3	1-0	0	3.00
* 03/22/2026	at Lafayette	9.0	9	5	5	3	13	2	0	1	1	0	1	0	0	10-5	1-0	0	5.00
03/24/2026	Saint Peter's	9.0	6	4	4	3	8	0	0	0	1	0	6	0	0	9-4	1-0	0	4.00
* 03/27/2026	Navy	10.0	10	4	4	2	8	2	0	1	0	0	1	0	0	5-4	1-0	0	3.60
* 03/28/2026	Navy	9.0	8	5	2	4	6	1	0	2	0	0	2	0	0	2-5	0-1	0	2.00
* 03/29/2026	Navy	9.0	6	3	3	5	7	1	0	1	1	0	2	1	0	4-3	1-0	1	3.00
03/31/2026	Cornell	9.0	13	6	4	2	8	1	0	2	2	0	6	1	0	12-6	1-0	1	4.00
* 04/04/2026	at Holy Cross	5.1	15	11	5	5	4	2	0	0	1	0	0	1	0	5-11	0-1	0	8.44
* 04/04/2026	at Holy Cross	6.0	10	16	16	12	7	2	1	1	2	0	2	1	0	6-16	0-1	0	24.00
* 04/06/2026	at Holy Cross	8.0	10	10	10	3	10	0	1	2	0	0	2	0	0	2-10	0-1	0	11.25
* 04/10/2026	at Lehigh	9.0	12	5	5	3	4	1	0	1	0	0	6	0	0	20-5	1-0	0	5.00
* 04/11/2026	at Lehigh	7.0	4	2	2	8	7	1	0	0	0	0	1	1	0	4-2	1-0	1	2.57
* 04/11/2026	at Lehigh	9.0	6	9	8	5	5	2	0	0	2	0	4	0	0	13-9	1-0	1	8.00
* 04/12/2026	at Lehigh	8.0	15	9	8	3	4	3	0	0	1	0	4	1	0	7-9	0-1	0	9.00
04/14/2026	Wagner	7.0	10	8	8	6	6	2	0	1	1	0	2	1	0	18-8	1-0	1	10.29
Totals		284.0	299	213	187	166	206	53	6	26	27	0	83	26	1	225-213	19-15	10	5.93

13-TIME PATRIOT LEAGUE CHAMPIONS



GAME NOTES



ARMY-NAVY BASEBALL SERIES HISTORY

Overall: Army leads, 138-137
in Annapolis: Army leads, 66-64
at West Point: Army leads, 66-59
Neutral site: Navy leads, 13-7
 ~ in Millington, Tenn.: Navy leads, 9-2
 ~ in Baltimore, Md.: Army leads, 3-1
 ~ in Easton, Pa.: Army leads, 1-0
 ~ in Boston, Mass.: Navy leads, 1-0
 ~ in Pomona, N.Y.: Navy leads, 2-1
Extra Innings: Army leads, 15-8

Date	Site	Score
5/18/01	Annapolis	Army 4, Navy 3
5/17/02	West Point	Navy 5, Army 3
1904	Annapolis	Army 8, Navy 2
1905	West Point	Navy 9, Army 5
1906	Annapolis	Army 8, Navy 5
1907	West Point	Army 6, Navy 5
6/3/08	Annapolis	Navy 16, Army 5
5/29/09	West Point	Army 7, Navy 3
5/28/10	Annapolis	Army 2, Navy 0
5/27/11	West Point	Army 7, Navy 1
1912	Annapolis	Army 8, Navy 7
5/31/13	West Point	Army 2, Navy 1
5/30/14	Annapolis	Army 8, Navy 2
5/29/15	West Point	Army 6, Navy 5
5/27/16	Annapolis	Army 13, Navy 3
5/24/19	West Point	Navy 10, Army 6
5/20/20	Annapolis	Navy 11, Army 1
5/28/21	West Point	Army 8, Navy 7
5/29/22	Annapolis	Navy 8, Army 6
6/2/23	West Point	Army 8, Navy 5
5/31/24	Annapolis	Navy 5, Army 3
5/30/25	West Point	Navy 13, Army 7
5/29/26	Annapolis	Army 6, Navy 5 (10)
5/28/27	West Point	Navy 8, Army 2
6/2/28	Annapolis	Army 9, Navy 6
5/27/33	West Point	Navy 8, Army 4 (7)
5/26/34	Annapolis	Navy 4, Army 2
6/1/35	West Point	Army 10, Navy 4
5/30/36	Annapolis	Navy 11, Army 10
5/29/37	West Point	Army 8, Navy 3
5/28/38	Annapolis	Navy 6, Army 1
5/27/39	West Point	Army 4, Navy 1
6/1/40	Annapolis	Navy 4, Army 2

5/31/41	West Point	Army 4, Navy 3
5/27/42	Annapolis	Army 10, Navy 3
5/29/43	West Point	Navy 8, Army 2
5/27/44	Annapolis	Army 8, Navy 2
5/26/45	West Point	Army 7, Navy 2
5/25/46	Annapolis	Navy 11, Army 5
5/24/47	West Point	Navy 8, Army 4
5/29/48	Annapolis	Navy 10, Army 0
5/28/49	West Point	Navy 8, Army 2
5/27/50	Annapolis	Army 7, Navy 5 (15)
5/26/51	West Point	Army 5, Navy 1
5/24/52	Annapolis	Navy 3, Army 1
4/11/53	Annapolis	Army 5, Navy 4
5/23/53	West Point	Navy 10, Army 2
5/29/54	Annapolis	Navy 8, Army 4 (7)
5/28/55	West Point	Army 5, Navy 1
5/26/56	Annapolis	Navy 7, Army 4
6/1/57	West Point	Army 3, Navy 2
5/31/58	Annapolis	Navy 5, Army 4
5/30/59	West Point	Navy 4, Army 3 (12)
6/4/60	Annapolis	Navy 9, Army 1
6/3/61	West Point	Navy 3, Army 0
6/5/62	Annapolis	Navy 4, Army 2
6/1/63	West Point	Army 6, Navy 5 (10)
5/30/64	Annapolis	Army 2, Navy 1
6/5/65	West Point	Army 7, Navy 2
6/4/66	Annapolis	Army 7, Navy 3
6/3/67	West Point	Navy 3, Army 1
6/5/68	Annapolis	Navy 3, Army 1
5/31/69	West Point	Army 12, Navy 11
4/17/70	Annapolis	Navy 8, Army 3
5/30/70	Annapolis	Navy 3, Army 1
5/1/71	West Point	Army 8, Navy 2
5/1/71	West Point	Army 6, Navy 2
6/5/71	West Point	Navy 5, Army 1
4/23/72	Annapolis	Army 7, Navy 4
4/23/72	Annapolis	Navy 2, Army 0
6/3/72	Annapolis	Navy 6, Army 3
5/4/73	West Point	Army 2, Navy 1
6/2/73	West Point	Navy 4, Army 3
5/4/74	Annapolis	Navy 6, Army 3
5/4/74	Annapolis	Navy 4, Army 0
6/1/74	Annapolis	Navy 10, Army 9
5/2/75	West Point	Navy 8, Army 2
5/31/75	West Point	Army 4, Navy 1
4/30/76	Annapolis	Navy 11, Army 4
5/30/76	Annapolis	Navy 13, Army 1
5/7/77	West Point	Navy 7, Army 0
5/7/77	West Point	Navy 16, Army 8
6/3/77	West Point	Navy 11, Army 1
5/7/78	Annapolis	Navy 3, Army 1
5/7/78	Annapolis	Navy 5, Army 2
6/4/78	Annapolis	Navy 16, Army 0
5/4/79	West Point	Navy 22, Army 0
5/30/80	Annapolis	Army 4, Navy 2
5/2/81	West Point	Army 4, Navy 2
5/2/81	West Point	Navy 7, Army 3
5/2/82	Annapolis	Army 7, Navy 6
5/2/82	Annapolis	Army 17, Navy 5
4/30/83	West Point	Navy 6, Army 2
4/30/83	West Point	Navy 12, Army 0
4/28/84	Annapolis	Navy 13, Army 3
4/28/84	Annapolis	Navy 8, Army 7
4/28/85	West Point	Navy 7, Army 4
4/28/85	West Point	Navy 5, Army 3
3/29/86	West Point	Army 2, Navy 1 (9)
3/29/86	West Point	Army 8, Navy 5
3/29/87	Annapolis	Navy 6, Army 1
3/29/87	Annapolis	Navy 6, Army 3
4/1/88	West Point	Navy 2, Army 1 (8)
4/1/88	West Point	Navy 2, Army 0
4/1/89	Annapolis	Army 7, Navy 4
4/1/89	Annapolis	Navy 5, Army 2
3/31/90	West Point	Army 10, Navy 3
3/31/90	West Point	Army 8, Navy 0
4/6/91	West Point	Army 4, Navy 1
4/6/91	West Point	Army 6, Navy 5 (9)
2/29/92	Millington, Tenn.	Navy 3, Army 2
4/4/92	Annapolis	Army 6, Navy 2
4/4/92	Annapolis	Army 9, Navy 7
2/27/93	Millington, Tenn.	Navy 7, Army 5
4/10/93	West Point	Army 10, Navy 5
4/10/93	West Point	Army 2, Navy 1
2/25/94	Millington, Tenn.	Army 2, Navy 1
2/27/94	Millington, Tenn.	Navy 3, Army 2
4/2/94	Annapolis	Navy 6, Army 1
4/2/94	Annapolis	Army 10, Navy 4
5/8/94	Annapolis	Navy 8, Army 4
5/9/94	Annapolis	Navy 7, Army 6
2/25/95	Millington, Tenn.	Navy 5, Army 4
5/6/95	West Point	Navy 7, Army 4 (8)
5/6/95	West Point	Army 12, Navy 7
5/7/95	West Point	Navy 8, Army 7
5/7/95	West Point	Navy 23, Army 3
2/24/96	Millington, Tenn.	Army 8, Navy 6
4/20/96	Annapolis	Navy 13, Army 4
4/20/96	Annapolis	Navy 7, Army 6
4/21/96	Annapolis	Navy 4, Army 3
4/21/96	Annapolis	Army 12, Navy 8
4/20/97	West Point	Army 3, Navy 1
4/20/97	West Point	Navy 7, Army 1
4/21/97	West Point	Army 9, Navy 8
4/21/97	West Point	Army 9, Navy 2
2/28/98	Millington, Tenn.	Navy 2, Army 0
4/11/98	Annapolis	Navy 19, Army 7
4/11/98	Annapolis	Navy 16, Army 3
4/12/98	Annapolis	Navy 7, Army 2
4/12/98	Annapolis	Navy 9, Army 8 (8)
2/27/99	Millington, Tenn.	Navy 7, Army 4
4/17/99	West Point	Navy 3, Army 0
4/17/99	West Point	Navy 6, Army 2 (8)
4/18/99	West Point	Navy 10, Army 1
4/18/99	West Point	Army 9, Navy 5
2/27/00	Millington, Tenn.	Navy 9, Army 0



Army played Navy at Fenway Park in 2018.



Army defeated Navy in the 2024 Patriot League Championship Series.

13-TIME PATRIOT LEAGUE CHAMPIONS



ARMY-NAVY SERIES HISTORY



Army celebrates the final out of its Patriot League Semifinal Series win in 2025.

4/8/00	Annapolis	Navy 4, Army 1	4/11/10	Annapolis	Army 5, Navy 2
4/10/00	Annapolis	Army 11, Navy 6	4/9/11	West Point	Army 3, Navy 0
4/10/00	Annapolis	Navy 4, Army 3 (8)	4/9/11	West Point	Navy 4, Army 3
5/13/00	Annapolis	Army 13, Navy 4	4/10/11	West Point	Navy 3, Army 2
5/14/00	Annapolis	Army 8, Navy 7	4/10/11	West Point	Army 6, Navy 5 (10)
2/24/01	Millington, Tenn.	Navy 7, Army 4	5/23/11	Annapolis	Navy 4, Army 3
2/25/01	Millington, Tenn.	Navy 12, Army 10	5/23/11	Annapolis	Army 6, Navy 3
4/7/01	West Point	Army 14, Navy 8	5/24/11	Annapolis	Navy 5, Army 3
4/7/01	West Point	Army 3, Navy 2	3/31/12	Annapolis	Army 2, Navy 0
4/8/01	West Point	Navy 6, Army 2	3/31/12	Annapolis	Army 6, Navy 2
4/8/01	West Point	Navy 3, Army 1	4/1/12	Annapolis	Army 9, Navy 5 (9)
3/30/02	Annapolis	Navy 3, Army 2 (8)	4/1/12	Annapolis	Army 7, Navy 2
3/30/02	Annapolis	Navy 3, Army 2	3/31/13	West Point	Navy 7, Army 1
4/1/02	Annapolis	Navy 12, Army 11	3/31/13	West Point	Navy 4, Army 2
4/1/02	Annapolis	Army 10, Navy 3	4/1/13	West Point	Navy 15, Army 4
3/29/03	West Point	Navy 2, Army 0	4/1/13	West Point	Army 14, Navy 7
3/29/03	West Point	Navy 5, Army 1	5/11/13	Annapolis	Army 4, Navy 2
3/31/03	West Point	Army 6, Navy 5	5/11/13	Annapolis	Army 7, Navy 3
3/31/03	West Point	Navy 8, Army 5	4/26/14	Annapolis	Navy 4, Army 0
4/24/04	Annapolis	Army 10, Navy 2	4/26/14	Annapolis	Army 2, Navy 1
4/24/04	Annapolis	Navy 4, Army 3	4/27/14	Annapolis	Army 1, Navy 0
4/25/04	Annapolis	Army 15, Navy 2	4/27/14	Annapolis	Army 5, Navy 4
4/25/04	Annapolis	Army 5, Navy 4 (11)	4/25/15	West Point	Navy 2, Army 1
4/30/05	West Point	Army 3, Navy 0	4/25/15	West Point	Navy 5, Army 3
5/1/05	West Point	Army 6, Navy 1	4/26/15	West Point	Navy 3, Army 0
5/1/05	West Point	Army 11, Navy 5	4/26/15	West Point	Army 3, Navy 2
5/2/05	West Point	Army 3, Navy 2	4/23/16	Annapolis	Navy 3, Army 2
4/23/06	Baltimore, Md.	Army 4, Navy 0	4/23/16	Annapolis	Navy 6, Army 2
4/23/06	Baltimore, Md.	Navy 2, Army 0	4/24/16	Annapolis	Navy 7, Army 3
4/24/06	Annapolis	Army 4, Navy 1	4/24/16	Annapolis	Navy 3, Army 1
4/24/06	Annapolis	Army 6, Navy 1	4/22/17	West Point	Navy 7, Army 3
4/21/07	West Point	Army 3, Navy 2 (8)	4/22/17	West Point	Army 9, Navy 2
4/21/07	West Point	Navy 6, Army 4	4/23/17	West Point	Navy 7, Army 2
4/22/07	West Point	Army 1, Navy 0 (9)	4/23/17	West Point	Navy 10, Army 6
4/22/07	West Point	Army 11, Navy 3	3/25/18	Baltimore, Md.	Army 5, Navy 3 (10)
5/12/07	Easton, Pa.	Army 5, Navy 3	3/25/18	Baltimore, Md.	Army 8, Navy 2
4/12/08	Annapolis	Army 14, Navy 3	4/20/18	Boston, Mass.	Army 4, Army 0
4/13/08	Annapolis	Army 2, Navy 1 (8)	4/21/18	West Point	Navy 2, Army 1
4/13/08	Annapolis	Army 10, Navy 2	4/21/18	West Point	Navy 8, Army 0
4/14/08	Annapolis	Army 7, Navy 4	5/20/18	Annapolis	Army 8, Navy 5
4/12/09	West Point	Army 9, Navy 6	5/21/18	Annapolis	Army 5, Navy 3
4/12/09	West Point	Army 6, Navy 0 (8)	3/24/19	West Point	Navy 5, Army 2
4/13/09	West Point	Army 11, Navy 5	3/24/19	West Point	Army 5, Navy 2
4/13/09	West Point	Navy 12, Army 10	4/20/19	Annapolis	Navy 3, Army 0
4/10/10	Annapolis	Army 8, Navy 6	4/20/19	Annapolis	Army 11, Navy 3
4/10/10	Annapolis	Army 11, Navy 3	4/21/19	Annapolis	Army 7, Navy 5

5/17/19	Annapolis	Army 6, Navy 2
5/18/19	Annapolis	Navy 4, Army 2
5/19/19	Annapolis	Army 4, Navy 3
5/8/21	Pomona, N.Y.	Army 6, Navy 1
5/8/21	Pomona, N.Y.	Navy 8, Army 7
5/9/21	Pomona, N.Y.	Navy 10, Army 5 (8)
3/27/22	Annapolis	Army 7, Navy 0
3/27/22	Annapolis	Army 9, Navy 0
4/23/22	West Point	Army 9, Navy 3
4/23/22	West Point	Army 9, Navy 1
4/24/22	West Point	Navy 5, Army 0
4/3/23	West Point	Army 2, Navy 1 (10)
4/3/23	West Point	Army 5, Navy 0
4/22/23	Annapolis	Army 11, Navy 4
4/23/23	Annapolis	Army 3, Navy 2
4/23/23	Annapolis	Army 10, Navy 0 (8)
3/24/24	Annapolis	Navy 5, Army 2 (7)
3/24/24	Annapolis	Army 8, Navy 1
4/26/24	West Point	Army 1, Navy 0
4/27/24	West Point	Navy 2, Army 0
4/28/24	West Point	Army 7, Navy 6
5/19/24	West Point	Army 11, Navy 8
5/20/24	West Point	Army 3, Navy 0
3/15/25	Annapolis	Navy 4, Army 3 (7)
3/15/25	Annapolis	Army 5, Navy 4
3/16/25	Annapolis	Navy 5, Army 3
3/28/25	West Point	Navy 3, Army 0 (7)
3/28/25	Annapolis	Navy 5, Army 1
5/10/25	Annapolis	Navy 18, Army 11
5/11/25	Annapolis	Army 13, Navy 2
5/11/25	Annapolis	Army 6, Navy 5 (10)
3/27/26	West Point	Army 5, Navy 4 (10)
3/28/26	West Point	Navy 5, Army 2
3/29/26	West Point	Army 4, Navy 3



Chris Barr walked off Navy in Game 3 of the baseball star series in 2024.



JOHNSON STADIUM AT DOUBLEDAY FIELD



It started as a vision. It ended as a dream—a field of dreams, nestled smack in the middle of the U.S. Military Academy, tucked squarely in the middle of history.

Back in the late 1980s, there was much talk of moving venerable Doubleday Field, tearing the quaint little park from its natural resting spot in the national register of historic places, just off the “The Plain” overlooking the majestic Hudson River.

So many had roamed the time-honored pasture, chasing their boyhood dreams on a diamond well-suited for such fantasies. Bradley, Eisenhower, MacArthur, Franks, Blaik and Reeder had all frolicked there; so, too, had McGraw, Durocher, Mays, Mantle, Berra and Stengel. It was a place where major generals met major leaguers, a wonderful patch of land that transcended time and space.

Yet, as part of West Point’s master facilities plan, Doubleday Field, so rich in history, so washed in tradition, was in danger of going the way of some of the great ones, going the way of the Polo Grounds and Ebbets Field; going the way of Connie Mack Stadium and Sportsman’s Park. This magnificent old baseball diamond, named in honor of Abner Doubleday, the founder of baseball and an 1842 USMA graduate, was to be relocated to a more sterile setting, a hollow place void of memories and heritage.

Only the Doubleday Society, with Rod Vitty (USMA ‘55) as its driving force, and the family of Rupert H. Johnson (USMA ‘22) would not let that happen. A marvelous power pitcher during his days in the Black and Gold, Vitty had spent a good portion of his West Point springs toiling on the field where legends were born. For Vitty, the thought of moving “The Home of Army Baseball” from the site where games had

first been contested in 1909 bordered on treason.

Vitty, along with a host of other former players and friends of the program, began a crusade to “Save Doubleday Field.” Thanks to their efforts and the tremendous generosity of the Johnson family, the dream was realized with the formal dedication of Rupert H. Johnson Stadium at Doubleday Field on Sept. 13, 1996.

The goal of the project was to provide the U.S. Military Academy with an impressive facility suited to the storied heritage of West Point and its glorious baseball program.

Highlights of the undertaking included the construction of full locker rooms for both home and visiting teams, a training room, clubhouse facilities, along with the addition of 880 fixed chair-back seats.

Great pains were taken in its design to draw an appropriate parallel between the new facility and the historic significance of its physical location on post. Formal granite facing emulating many of West Point’s older academic buildings was tastefully incorporated to address those means.

Internally, spacious locker room and clubhouse facilities provide coaching staff and team members with a comfortable home.

Finally, landscaping around the facility was intentionally subdued with the historic parade ground known as “The Plain” remaining dominant nearby.

“Today’s dedication of this ‘state-of-the-art’ baseball facility becomes a long overdue distinct and permanent addition to the Academy and its athletic program,” Vitty stressed during the facility’s dedication ceremonies. “This beautiful stadium

is an appropriate and proud expression of West Point’s love for our national pastime. “The Doubleday Society’s efforts to construct this facility was made possible by the extreme generosity of the family of Rupert H. Johnson. This family provided the largest non-testamentary gift ever received by West Point. The Doubleday Society shares the family’s great pride in dedicating this stadium to the memory of Rupert H. Johnson,” Vitty continued. “His proud contribution to the financial industry, his community service and philanthropic activities were reflective of the uncompromising standards and enduring values that were such an integral and driving force in his life. All that was nurtured, I’m sure, by his West Point experience and imbedded by those spring-time days playing baseball on this very field. We call it our ‘field of dreams.’”

Those same dreams will be shared by future generations of Army baseball players for many years to come. The Doubleday Society and the family of Rupert H. Johnson saw to that.

Abner Doubleday, an 1842 West Point graduate, is said to have devised the game of baseball while on leave from the U.S. Military Academy in 1839, drawing out the diamond and the rules of the game. He called the game “Base Ball,” but it was patterned after a game called “Rounders,” which was played by boys and girls in England.

While the origin of baseball has been disputed, Doubleday, nonetheless, is still given credit and the baseball field at the U.S. Military Academy was dedicated in his honor in May 1939, the centennial year of baseball.

Despite the controversy, Doubleday distinguished himself throughout his military career, earning the rank of major general.





JOHNSON STADIUM AT DOUBLEDAY FIELD



As a captain, he fired the first gun for the Union side in the Civil War at Fort Sumter. On Nov. 29, 1862, he was made a major general of the volunteers. He retired from the U.S. Army in 1873 and died Jan. 26, 1893, in New Jersey at the age of 74.

“The Home of Army Baseball” since games were first contested on its present site in 1909, Doubleday Field underwent a major \$4.2 million renovation in 1996. Following an aggressive four month construction cycle, the new Johnson Stadium at Doubleday Field was formally dedicated at ceremonies on Sept. 13, 1996.

The goal of the project was to provide the U.S. Military Academy with an impressive facility suited to the storied heritage of

both West Point and its baseball program. Highlights of the renovation project included the construction of full locker rooms for both home and visiting teams, fully equipped training rooms, clubhouse



facilities, and the addition of 880 fixed chair-back seats.

Great pains were taken in its design to draw an appropriate parallel between the new facility and the historic significance of its physical location on campus. Formal granite facing emulating many of West Point’s older academic buildings was tastefully incorporated to address those means.

Internally, spacious locker rooms and clubhouse facilities provide coaching staff and team members with a sparkling home.

A beautifully conceived “Team Room,” complete with two flat-screen televisions, a state-of-the art entertainment system and sparkling new furniture was completed in 2006, providing Army’s players with a comfortable place to relax.

Landscaping and sitework around the facility were intentionally subdued with the historic parade ground known as “The Plain” remaining dominant. In order to ensure that, overall height of the structure was minimized.

Doubleday Field itself underwent a major change during the summer of 2006 when a completely new natural playing surface was installed. In addition to incorporating state-of-the-art drainage and watering systems, the project included the addition of new bullpen pitching mounds, a host of dugout amenities and three fully lighted hitting tunnels.

In the summer of 2011, the first-ever press box was pre-assembled and delivered to Doubleday Field. The facility provides room for at least 10 media members, and a rooftop porch allows access for video equipment. A brand new scoreboard was installed in the fall of 2011, and a new padded wall was erected in January 2012.

In the fall of 2013, lights were installed at Johnson Stadium, allowing the Black Knights the opportunity to compete at night.

The latest addition to Johnson Stadium was a new turf field installation at Doubleday Field in the winter of 2023, giving Army an opportunity for fewer game cancellations and delays due to inclement weather.





#1 MARK ABELL

JR. • INF/RHP • 5-10 • 185 • L/R • EVANS, GA. • GREENBRIER HS

	AVG	G	GS	AB	R	H	2B	3B	HR	RBI	SLG%	BB	HBP	K	GDP	OB%	SF	SH	SB	PO	A	E	FLD%
2024	.091	13	2	11	1	1	0	0	1	1	.364	0	0	5	1	.091	0	0	0	1	0	0	1.000
2025	.217	31	21	69	9	15	2	1	0	10	.275	6	0	17	0	.276	1	4	1	36	40	5	.938
2026																				1	2	0	1.000
Career	.200	44	23	80	10	16	2	1	1	11	.287	6	0	22	1	.253	1	4	1	38	43	5	.942

	ERA	W	L	G	GS	CG	SHO	SV	IP	H	R	ER	BB	K	2B	3B	HR	BF	AVG	WP	HBP
2024	5.68	1	0	5	0	0	0	0	6.1	6	9	4	6	3	2	0	2	32	.250	1	1
2025	6.17	0	2	12	0	0	0	0	23.1	29	20	16	23	24	8	2	0	123	.302	0	2
2026	7.97	0	0	13	2	0	0	1	20.1	36	18	18	12	20	6	1	2	109	.400	5	3
Career	6.84	1	2	30	2	0	0	1	50.0	71	47	38	41	47	16	3	4	264	.338	6	6

Career Highs

H: 2, at Navy 3/15/25 **2B:** 1, at Lafayette, 3/22/25* **3B:** N/A **HR:** 1, at Fordham, 3/17/24 **R:** 1, at Navy 3/15/25* **RBI:** 1, at Navy 3/15/25* **SB:** 1, at Holy Cross 4/4/2025 **IP:** 3.2, vs. Rider, 5/3/25 **K:** 5, vs. Saint Peter's, 2/24/25*

Season Highs

H: N/A **2B:** N/A **3B:** N/A **HR:** N/A **R:** N/A **RBI:** N/A **SB:** N/A **IP:** 2.1, at Lehigh, 4/11/26 (G2)* **K:** 5, vs. Saint Peter's, 2/24/25

*Multi-occurrence season or career-high, most recent occurrence listed



#2 DAVID DUBRULE

FR. • INF • 6-0 • 170 • R/R • VENICE, FLA. • VENICE HS

	AVG	G	GS	AB	R	H	2B	3B	HR	RBI	SLG%	BB	HBP	K	GDP	OB%	SF	SH	SB	PO	A	E	FLD%
2026	.258	31	27	97	13	25	4	0	0	10	.299	6	3	15	1	.321	0	4	5	14	61	3	.962
Career	.258	31	27	97	13	25	4	0	0	10	.299	6	3	15	1	.321	0	4	5	14	61	3	.962

Career Highs

H: 3, at Lafayette, 3/21/26 (G2) **2B:** 1, vs. Wagner, 4/14/26* **3B:** N/A **HR:** N/A **R:** 2, vs. Wagner, 4/14/26* **RBI:** 2, at Lafayette, 3/21/26 (G2)* **SB:** 1, at Lafayette, 3/21/26 (G1)*

Season Highs

H: 3, at Lafayette, 3/21/26 (G2) **2B:** 1, vs. Wagner, 4/14/26* **3B:** N/A **HR:** N/A **R:** 2, vs. Wagner, 4/14/26* **RBI:** 2, at Lafayette, 3/21/26 (G2)* **SB:** 1, at Lafayette, 3/21/26 (G1)*

*Multi-occurrence season or career-high, most recent occurrence listed



#3 JAKE PINEDA

FR. • C • 5-11 • 175 • L/R • CENTERVILLE, TEXAS • CENTERVILLE HS

	AVG	G	GS	AB	R	H	2B	3B	HR	RBI	SLG%	BB	HBP	K	GDP	OB%	SF	SH	SB	PO	A	E	FLD%
2026	.125	11	7	24	7	3	0	0	0	1	.125	5	5	1	2	.382	0	0	1	41	10	0	1.000
Career	.125	11	7	24	7	3	0	0	0	1	.125	5	5	1	2	.382	0	0	1	41	10	0	1.000

Career Highs

H: 1, vs. Wagner, 4/14/26* **2B:** N/A **3B:** N/A **HR:** N/A **R:** 3, at Lehigh, 4/11/26 (G2) **RBI:** 1, vs. Merrimack, 3/11/26 **SB:** 1, at Lehigh, 4/11/26 (G2)

Season Highs

H: 1, vs. Wagner, 4/14/26* **2B:** N/A **3B:** N/A **HR:** N/A **R:** 3, at Lehigh, 4/11/26 (G2) **RBI:** 1, vs. Merrimack, 3/11/26 **SB:** 1, at Lehigh, 4/11/26 (G2)

*Multi-occurrence season or career-high, most recent occurrence listed



#4 ZAC FARRELL

SR. • OF • 5-9 • 175 • R/R • CARLSBAD, CALIF. • SAN MARCOS HS

	AVG	G	GS	AB	R	H	2B	3B	HR	RBI	SLG%	BB	HBP	K	GDP	OB%	SF	SH	SB	PO	A	E	FLD%
2023	.196	20	13	46	6	9	3	0	0	2	.261	3	2	16	1	.275	0	1	2	26	0	0	1.000
2024	.182	15	2	11	4	2	2	0	0	2	.364	0	1	3	0	.250	0	0	0	6	0	0	1.000
2025	.198	38	31	106	20	21	5	0	2	12	.302	11	8	24	0	.315	2	3	14	71	4	3	.962
2026	.205	28	20	73	12	15	2	0	0	9	.233	4	7	20	1	.310	0	1	7	49	1	0	1.000
Career	.199	101	66	236	42	47	12	0	2	25	.275	18	18	63	2	.303	2	5	23	152	5	3	.981

Career Highs

H: 2, vs. Cornell, 3/31/26* 2B: 1, at Lehigh, 4/10/26* 3B: N/A HR: 1, at UConn, 4/23/25* R: 4, vs. Stonehill, 3/4/23 RBI: 2, at Holy Cross, 4/4/26* SB: 3, vs. Cornell, 3/31/26

Season Highs

H: 2, vs. Cornell, 3/31/26* 2B: 1, at Lehigh, 4/10/26* 3B: N/A HR: N/A R: 2, vs. Cornell, 3/31/26* RBI: 2, at Lehigh, 4/10/26* SB: 3, vs. Cornell, 3/31/26

*Multi-occurrence season or career-high, most recent occurrence listed



#5 CARTER HEWITT

SR. • INF • 6-2 • 200 • R/R • JUPITER, FLA. • THE MCCALLIE SCHOOL

	AVG	G	GS	AB	R	H	2B	3B	HR	RBI	SLG%	BB	HBP	K	GDP	OB%	SF	SH	SB	PO	A	E	FLD%
2023	.208	11	5	24	2	5	0	0	0	2	.208	2	0	6	0	.269	0	0	0	10	0	1	.909
2024	.154	27	21	65	8	10	4	0	0	1	.215	7	5	30	1	.286	0	1	2	152	19	1	.994
2025	.500	1	1	2	0	1	0	0	0	0	.500	0	0	0	0	.500	0	0	0	0	1	1	.500
2026	.227	33	31	110	14	25	6	0	1	21	.309	9	9	26	0	.336	0	2	1	266	15	2	.993
Career	.204	72	58	201	24	41	10	0	1	24	.269	18	14	62	1	.313	0	3	3	428	35	5	.989


Career Highs

H: 3, vs. Air Force, 2/21/26* 2B: 1, at Lehigh, 4/10/26* 3B: N/A HR: 1, vs. Navy, 3/27/26 R: 4, at Lehigh, 4/10/26 RBI: 4, at Lehigh, 4/10/26 SB: 1, vs. Maine, 2/25/24

Season Highs

H: 3, vs. Air Force, 2/21/26* 2B: 1, at Lehigh, 4/10/26* 3B: N/A HR: 1, vs. Navy, 3/27/26 R: 4, at Lehigh, 4/10/26 RBI: 4, at Lehigh, 4/10/26 SB: N/A

*Multi-occurrence season or career-high, most recent occurrence listed



#6 MICHAEL DELPH

SO. • 1B/RHP • 6-1 • 205 • L/R • KNOXVILLE, TENN. • FARRAGUT HS

	AVG	G	GS	AB	R	H	2B	3B	HR	RBI	SLG%	BB	HBP	K	GDP	OB%	SF	SH	SB	PO	A	E	FLD%
2025	.233	25	19	60	12	14	2	2	0	11	.333	10	1	15	1	.347	1	1	0	125	7	6	.957
2026	0	10	2	3	0	0	0	0	0	0	.000	0	0	2	0	0	0	0	0	4	4	0	1.000
Career	.222	35	21	63	12	14	2	2	0	11	.317	10	1	17	1	.333	1	1	0	129	11	6	.959
	ERA	W	L	G	GS	CG	SHO	SV	IP	H	R	ER	BB	K	2B	3B	HR	BF	AVG	WP	HBP		
2025	3.48	0	0	5	4	0	0	0	10.1	10	4	4	1	9	2	1	0	43	.263	3	2		
2026	5.29	0	0	9	2	0	0	1	17.0	15	11	10	9	14	2	0	2	78	.231	0	4		
Career	4.61	0	0	14	6	0	0	1	27.1	25	15	14	10	23	4	1	2	121	.243	3	6		

Career Highs

H: 2, vs. Lafayette, 4/20/25 2B: 1, at Holy Cross, 5/19/25* 3B: 1, at Navy, 5/11/25* HR: N/A R: 3, at Navy, 5/11/25 RBI: 2, vs. Lafayette, 4/20/25* SB: N/A IP: 4.0, at Lehigh, 4/12/26 K: 4, at Holy Cross, 4/6/26

Season Highs

H: N/A 2B: N/A 3B: N/A HR: N/A R: N/A RBI: N/A SB: N/A IP: 4.0, at Lehigh, 4/12/26 K: 4, at Holy Cross, 4/6/26

*Multi-occurrence season or career-high, most recent occurrence listed



#7 KADEN YOUMANS

SO. • RHP • 5-9 • 175 • R/R • THOUSAND OAKS, CALIF. • WESTLAKE HS

	ERA	W	L	G	GS	CG	SHO	SV	IP	H	R	ER	BB	K	2B	3B	HR	BF	AVG	WP	HBP
2025	6.04	0	0	11	1	0	0	0	22.1	21	15	15	11	16	4	0	3	98	.253	1	2
2026																					
<i>Career</i>	<i>6.04</i>	<i>0</i>	<i>0</i>	<i>11</i>	<i>1</i>	<i>0</i>	<i>0</i>	<i>0</i>	<i>22.1</i>	<i>21</i>	<i>15</i>	<i>15</i>	<i>11</i>	<i>16</i>	<i>4</i>	<i>0</i>	<i>3</i>	<i>98</i>	<i>.253</i>	<i>1</i>	<i>2</i>

Career Highs

IP: 5.0, at Holy Cross, 5/18/25 K: 4, at Air Force, 3/1/25

Season Highs

IP: N/A K: N/A

*Multi-occurrence season or career-high, most recent occurrence listed



#8 KEVIN REAVEY

SO. • RHP • 6-3 • 205 • R/R • HAVERTOWN, PA. • THE HAVERFORD SCHOOL

	ERA	W	L	G	GS	CG	SHO	SV	IP	H	R	ER	BB	K	2B	3B	HR	BF	AVG	WP	HBP
2025	6.03	2	2	20	1	0	0	5	31.1	26	23	21	15	37	4	0	6	144	.224	6	10
2026	3.72	3	4	9	8	0	0	1	46.0	35	22	19	33	34	6	0	3	203	.217	1	6
<i>Career</i>	<i>4.66</i>	<i>5</i>	<i>6</i>	<i>29</i>	<i>9</i>	<i>0</i>	<i>0</i>	<i>6</i>	<i>77.1</i>	<i>61</i>	<i>45</i>	<i>40</i>	<i>48</i>	<i>71</i>	<i>10</i>	<i>0</i>	<i>9</i>	<i>347</i>	<i>.220</i>	<i>7</i>	<i>16</i>


Career Highs

IP: 8.0, at Lafayette, 3/21/26 (G2) K: 8, vs. Holy Cross, 3/14/26

Season Highs

IP: 8.0, at Lafayette, 3/21/26 (G2) K: 8, vs. Holy Cross, 3/14/26

*Multi-occurrence season or career-high, most recent occurrence listed



#9 MASON SCOTT

FR. • INF • 6-3 • 190 • R/R • GREENWOOD VILLAGE, COLO. • CHERRY CREEK HS

	AVG	G	GS	AB	R	H	2B	3B	HR	RBI	SLG%	BB	HBP	K	GDP	OB%	SF	SH	SB	PO	A	E	FLD%
2026	.357	16	8	28	6	10	1	0	0	10	.393	9	7	6	2	.591	0	1	2	6	16	3	.880
<i>Career</i>	<i>.357</i>	<i>16</i>	<i>8</i>	<i>28</i>	<i>6</i>	<i>10</i>	<i>1</i>	<i>0</i>	<i>0</i>	<i>10</i>	<i>.393</i>	<i>9</i>	<i>7</i>	<i>6</i>	<i>2</i>	<i>.591</i>	<i>0</i>	<i>1</i>	<i>2</i>	<i>6</i>	<i>16</i>	<i>3</i>	<i>.880</i>

Career Highs

H: 3, at Lehigh, 4/10/26 2B: 1, at Holy Cross, 4/6/26* 3B: N/A HR: N/A R: 1, at Lehigh, 4/12/26* RBI: 4, at Lehigh, 4/10/26 SB: 1, at Lehigh, 4/11/26 (G2)*

Season Highs

H: 3, at Lehigh, 4/10/26 2B: 1, at Holy Cross, 4/6/26* 3B: N/A HR: N/A R: 1, at Lehigh, 4/12/26* RBI: 4, at Lehigh, 4/10/26 SB: 1, at Lehigh, 4/11/26 (G2)*

*Multi-occurrence season or career-high, most recent occurrence listed



#10 JOSIAH OVERBEEK

FR. • 1B/RHP • 6-4 • 230 • L/R • WEATHERFORD, TEXAS. • ANDERSON HS (USMAPS)

	AVG	G	GS	AB	R	H	2B	3B	HR	RBI	SLG%	BB	HBP	K	GDP	OB%	SF	SH	SB	PO	A	E	FLD%
2026	.289	32	31	97	33	28	6	0	10	29	.660	43	8	30	1	.527	2	0	3	14	2	2	.889
Career	.289	32	31	97	33	28	6	0	10	29	.660	43	8	30	1	.527	2	0	3	14	2	2	.889
	ERA	W	L	G	GS	CG	SHO	SV	IP	H	R	ER	BB	K	2B	3B	HR	BF	AVG	WP	HBP		
2026	6.97	1	0	9	0	0	0	4	10.1	10	8	8	8	9	1	0	2	51	.244	0	2		
Career	6.97	1	0	9	0	0	0	4	10.1	10	8	8	8	9	1	0	2	51	.244	0	2		

Career Highs

H: 3, at Lehigh, 4/10/26* 2B: 1, at Lehigh, 4/10/26* 3B: N/A HR: 2, at Lehigh, 4/10/26* R: 3, vs. Wagner, 4/14/26* RBI: 7, vs. Merrimack, 3/10/26 SB: 1, vs. Cornell, 3/31/26* IP: 2.2, at Queens, 2/27/26 K: 2, vs. Navy, 3/29/26*

Season Highs

H: 3, at Lehigh, 4/10/26* 2B: 1, at Lehigh, 4/10/26* 3B: N/A HR: 2, at Lehigh, 4/10/26* R: 3, vs. Wagner, 4/14/26* RBI: 7, vs. Merrimack, 3/10/26 SB: 1, vs. Cornell, 3/31/26* IP: 2.2, at Queens, 2/27/26 K: 2, vs. Navy, 3/29/26*

*Multi-occurrence season or career-high, most recent occurrence listed



#11 JT CRAIG

SO. • OF • 6-1 • 230 • R/R • PHOENIX, ARIZ. • BROPHY COLLEGE PREPARATORY (USMAPS)

	AVG	G	GS	AB	R	H	2B	3B	HR	RBI	SLG%	BB	HBP	K	GDP	OB%	SF	SH	SB	PO	A	E	FLD%
2025	.077	11	4	13	0	1	1	0	0	0	.154	0	2	9	0	.200	0	1	0	5	1	0	1.000
2026	.080	17	6	25	5	2	1	0	0	2	.120	2	0	13	0	.148	0	1	1	11	1	1	.923
Career	.079	28	10	38	5	3	2	0	0	2	.132	2	2	22	0	.167	0	2	1	16	2	1	.947

Career Highs

H: 1, vs. Cornell, 3/31/26* 2B: 1, vs. Air Force, 2/21/26* 3B: N/A HR: N/A R: 1, vs. Navy, 3/27/26* RBI: 1, vs. Saint Peter's, 3/24/26* SB: 1, at The Citadel, 2/22/26

Season Highs

H: 1, vs. Cornell, 3/31/26* 2B: 1, vs. Air Force, 2/21/26 3B: N/A HR: N/A R: 1, vs. Navy, 3/27/26* RBI: 1, vs. Saint Peter's, 3/24/26* SB: 1, at The Citadel, 2/22/26

*Multi-occurrence season or career-high, most recent occurrence listed



#12 ANDREW BERG

SR. • RHP • 6-0 • 185 • R/R • CONROE, TEXAS • CONROE HS

	ERA	W	L	G	GS	CG	SHO	SV	IP	H	R	ER	BB	K	2B	3B	HR	BF	AVG	WP	HBP		
2023	6.75	0	0	1	0	0	0	0	1.1	3	1	1	0	1	1	0	8	.429	0	1			
2024	2.17	5	3	21	2	0	0	2	49.2	37	14	12	25	43	4	1	3	215	.206	6	6		
2025	3.91	5	3	15	12	2	1	0	76.0	80	36	33	29	61	16	1	7	338	.273	2	8		
2026	4.44	4	2	9	9	1	0	0	52.2	60	37	26	18	36	12	2	3	241	.283	4	5		
Career	3.61	14	8	46	23	3	1	2	179.2	180	88	72	72	141	33	4	13	802	.260	12	20		

Career Highs

IP: 8.1, at Navy, 3/15/25 K: 9, at Lafayette, 3/22/25

Season Highs

IP: 7.0, at Lafayette, 3/21/26 (G1)* K: 6, at Lafayette, 3/21/26 (G1)*

*Multi-occurrence season or career-high, most recent occurrence listed



#13 BENNIE FRANQUIZ

FR. • INF • 5-9 • 160 • L/R • MOUNT SINAI, N.Y. • MOUNT SINAI HS

	AVG	G	GS	AB	R	H	2B	3B	HR	RBI	SLG%	BB	HBP	K	GDP	OB%	SF	SH	SB	PO	A	E	FLD%
2026	.300	6	2	10	2	3	1	0	0	0	.400	1	1	3	0	.417	0	0	0	1	0	0	1.000
Career	.300	6	2	10	2	3	1	0	0	0	.400	1	1	3	0	.417	0	0	0	1	0	0	1.000

Career Highs

H: 1, Merrimack, 3/10/26* 2B: 1, at VCU, 3/7/26 3B: N/A HR: N/A R: 1, Merrimack, 3/10/26* RBI: N/A SB: N/A

Season Highs

H: 1, Merrimack, 3/10/26* 2B: 1, at VCU, 3/7/26 3B: N/A HR: N/A R: 1, Merrimack, 3/10/26* RBI: N/A SB: N/A

*Multi-occurrence season or career-high, most recent occurrence listed



#15 CHRIS BARR

SR. • INF • 5-11 • 160 • S/R • SARASOTA, FLA. • RIVERVIEW HS

	AVG	G	GS	AB	R	H	2B	3B	HR	RBI	SLG%	BB	HBP	K	GDP	OB%	SF	SH	SB	PO	A	E	FLD%
2023	.306	35	21	72	25	22	1	2	0	17	.375	12	2	9	0	.414	1	5	3	44	34	1	.987
2024	.341	44	44	170	43	58	8	4	2	21	.471	26	6	28	0	.446	0	2	16	73	114	3	.984
2025	.308	50	50	208	44	64	10	5	3	38	.447	27	2	28	3	.388	3	3	32	98	51	6	.961
2026	.292	34	34	130	34	38	7	3	3	27	.462	18	8	28	2	.403	3	3	19	94	70	4	.976
Career	.314	163	149	580	146	182	26	14	8	103	.448	83	18	93	5	.411	7	13	70	309	269	14	.976

Career Highs

H: 5, vs. Wagner, 4/14/26* 2B: 2 vs. Wagner, 4/14/26* 3B: 1, vs. Wagner, 4/14/26* HR: 2, at South Carolina, 2/20/26 R: 5, vs. Wagner, 4/14/26* RBI: 4, vs. Wagner, 4/14/26* SB: 3 vs. Lafayette, 4/20/25*

Season Highs

H: 5, vs. Wagner, 4/14/26 2B: 2, vs. Wagner, 4/14/26 3B: 1, vs. Wagner, 4/14/26* HR: 2, at South Carolina, 2/20/26 R: 5, vs. Wagner, 4/14/26 RBI: 4, vs. Wagner, 4/14/26 SB: 2, at Lehigh, 4/11/26 (G2)*

*Multi-occurrence season or career-high, most recent occurrence listed



#16 RYAN WEBBER

FR. • INF • 6-0 • 175 • R/R • YARDLEY, PA. • PENNSBURY HS

	AVG	G	GS	AB	R	H	2B	3B	HR	RBI	SLG%	BB	HBP	K	GDP	OB%	SF	SH	SB	PO	A	E	FLD%
2026																							
Career																							

Career Highs

H: N/A 2B: N/A 3B: N/A HR: N/A R: N/A RBI: N/A SB: N/A

Season Highs

H: N/A 2B: N/A 3B: N/A HR: N/A R: N/A RBI: N/A SB: N/A

*Multi-occurrence season or career-high, most recent occurrence listed



#17 IAN STANDLEE

SO. • RHP • 6-2 • 200 • R/R • TOMBALL, TEXAS • KLEIN CAIN HS

	ERA	W	L	G	GS	CG	SHO	SV	IP	H	R	ER	BB	K	2B	3B	HR	BF	AVG	WP	HBP
2025	9.00	0	0	1	0	0	0	0	1.0	2	1	1	0	0	1	1	0	5	.400	0	0
2026	2.45	0	0	2	0	0	0	0	3.2	4	1	1	2	5	2	0	0	16	.286	0	0
Career	3.86	0	0	3	0	0	0	0	4.2	6	2	2	2	5	3	1	0	21	.316	0	0

Career Highs

IP: 2.0, vs. Merrimack, 3/10/26 K: 3, vs. Merrimack, 3/10/26

Season Highs

IP: 2.0, vs. Merrimack, 3/10/26 K: 3, vs. Merrimack, 3/10/26

*Multi-occurrence season or career-high, most recent occurrence listed



#18 JOE VACCARELLA

FR. • RHP • 6-4 • 210 • L/R • MICKLETON, N.J. • PDG ACADEMY

	ERA	W	L	G	GS	CG	SHO	SV	IP	H	R	ER	BB	K	2B	3B	HR	BF	AVG	WP	HBP
2026	9.00	2	0	8	0	0	0	0	8.0	9	9	8	9	5	1	0	2	45	.273	2	3
Career	9.00	2	0	8	0	0	0	0	8.0	9	9	8	9	5	1	0	2	45	.273	2	3

Career Highs

IP: 2.0, at VCU, 3/8/26 K: 1, vs. Wagner, 4/14/26*

Season Highs

IP: 2.0, at VCU, 3/8/26 K: 1, vs. Wagner, 4/14/26*

*Multi-occurrence season or career-high, most recent occurrence listed



#19 JACK QUINLAN

SR. • C • 5-11 • 215 • R/R • LONG ISLAND, N.Y. • SAYVILLE HS

	AVG	G	GS	AB	R	H	2B	3B	HR	RBI	SLG%	BB	HBP	K	GDP	OB%	SF	SH	SB	PO	A	E	FLD%
2023	0	4	0	3	0	0	0	0	0	0	.000	0	0	1	0	0	0	0	0	4	0	0	1.000
2024	.333	2	0	3	0	1	0	0	0	0	.333	0	0	2	0	.333	0	0	0	2	0	0	1.000
2025	.319	40	40	135	22	43	12	1	5	32	.533	17	15	32	4	.449	0	1	1	237	22	4	.985
2026	.204	27	26	93	15	19	4	0	3	11	.344	7	7	29	1	.308	0	1	1	153	18	2	.988
Career	.269	73	66	234	37	63	16	1	8	43	.449	24	22	64	5	.389	0	2	2	396	40	6	.986

Career Highs

H: 4, at Navy, 5/10/25 2B: 2, at Navy, 5/10/25* 3B: 1, at UConn, 4/23/25 HR: 1, at Holy Cross, 4/4/26* R: 3, at Lehigh, 4/10/26*
RBI: 5, vs. UAlbany, 3/12/25 SB: 2, vs. UAlbany, 3/18/26*

Season Highs

H: 3, at Lafayette, 3/21/26 (G2)* 2B: 1, at Holy Cross, 4/4/26* 3B: N/A HR: 1, at Holy Cross, 4/4/26* R: 3, at Lehigh, 4/10/26* RBI: 2, at Lehigh, 4/10/26* SB: 1, vs. UAlbany, 3/18/26

*Multi-occurrence season or career-high, most recent occurrence listed



#21 SEAN NEWTON

SO. • RHP • 6-6 • 230 • R/R • ST. PETERSBURG, FLA. • OSCEOLA FUNDAMENTAL HS

	ERA	W	L	G	GS	CG	SHO	SV	IP	H	R	ER	BB	K	2B	3B	HR	BF	AVG	WP	HBP	
2025																						
2026	0.00	0	0	3	0	0	0	0	3.0	1	0	0	3	2	0	0	0	14	.100	0	1	
Career	0.00	0	0	3	0	0	0	0	3.0	1	0	0	3	2	0	0	0	14	.100	0	1	

Career Highs

IP: 1.1, vs. Merrimack 3/11/26 K: 1, vs. Merrimack 3/11/26*

Season Highs

IP: 1.1, vs. Merrimack 3/11/26 K: 1, vs. Merrimack 3/11/26*

*Multi-occurrence season or career-high, most recent occurrence listed



#22 WILLIAM LEAHY

FR. • LHP • 5-10 • 150 • L/L • HENDERSON, N.C. • HERITAGE HS

	ERA	W	L	G	GS	CG	SHO	SV	IP	H	R	ER	BB	K	2B	3B	HR	BF	AVG	WP	HBP
2026	12.38	0	0	5	1	0	0	0	8.0	10	14	11	11	3	1	0	2	47	.303	2	2
Career	12.38	0	0	5	1	0	0	0	8.0	10	14	11	11	3	1	0	2	47	.303	2	2


Career Highs

IP: 3.0, at The Citadel, 2/22/26 K: 1, vs. Saint Peter's, 3/24/26*

Season Highs

IP: 3.0, at The Citadel, 2/22/26 K: 1, vs. Saint Peter's, 3/24/26*

*Multi-occurrence season or career-high, most recent occurrence listed



#23 MAX MCGLONE

JR. • C • 6-0 • 200 • R/R • DOYLESTOWN, PA. • CENTRAL BUCKS WEST HS

	AVG	G	GS	AB	R	H	2B	3B	HR	RBI	SLG%	BB	HBP	K	GDP	OB%	SF	SH	SB	PO	A	E	FLD%
2024	.333	2	1	3	1	1	0	0	0	1	.333	0	1	0	0	.500	0	0	0	4	1	0	1.000
2025	.250	4	1	4	0	1	1	0	0	0	.500	1	0	0	0	.400	0	0	0	9	0	0	1.000
2026	.250	9	4	16	1	4	1	0	1	5	.500	2	1	4	1	.368	0	0	2	10	3	0	1.000
Career	.261	15	6	23	2	6	2	0	1	6	.478	3	2	4	1	.393	0	0	2	23	4	0	1.000

Career Highs

H: 2, vs. Cornell, 3/31/26 2B: 1, at The Citadel, 2/22/26* 3B: N/A HR: 1, vs. Merrimack, 3/10/26 R: 1, vs. Merrimack, 3/10/26* RBI: 2, vs. Cornell, 3/31/26* SB: 2, vs. Cornell, 3/31/26

Season Highs

H: 2, vs. Cornell, 3/31/26 2B: 1, at The Citadel, 2/22/26 3B: N/A HR: 1, vs. Merrimack, 3/10/26 R: 1, vs. Merrimack, 3/10/26 RBI: 2, vs. Cornell, 3/31/26* SB: 2, vs. Cornell, 3/31/26

*Multi-occurrence season or career-high, most recent occurrence listed



#24 PAUL ANDRZEJEWSKI

JR. • INF • 6-1 • 195 • R/R • HUNTSVILLE, ALA. • ST. JOHN PAUL II CATHOLIC HS

	AVG	G	GS	AB	R	H	2B	3B	HR	RBI	SLG%	BB	HBP	K	GDP	OB%	SF	SH	SB	PO	A	E	FLD%
2024	.231	13	5	13	3	3	0	0	0	3	.231	1	4	6	0	.444	0	4	0	11	17	1	.966
2025	.224	31	22	76	10	17	4	0	0	11	.276	10	3	26	2	.333	1	4	1	20	53	4	.948
2026	.400	8	4	15	6	6	1	0	0	3	.467	4	4	1	1	.609	0	2	0	6	7	0	1.000
Career	.250	52	31	104	19	26	5	0	0	17	.298	15	11	33	3	.397	1	10	1	37	77	5	.958

Career Highs

H: 3, vs. UAlbany, 3/12/25 **2B:** 2, vs. UAlbany, 3/12/25 **3B:** N/A **HR:** N/A **R:** 1, at Lehigh, 4/12/26* **RBI:** 3, at Lehigh, 4/10/26* **SB:** 1, vs. UAlbany, 3/12/25

Season Highs

H: 2, at Lehigh, 4/11/26 (G2) **2B:** 1, at Lehigh, 4/10/26 **3B:** N/A **HR:** N/A **R:** 1, at Lehigh, 4/12/26* **RBI:** 3, at Lehigh, 4/10/26 **SB:** N/A

*Multi-occurrence season or career-high, most recent occurrence listed



#25 JOHN MCKILLOP

SO. • 1B • 6-3 • 220 • L/R • CHARLOTTE, N.C. • CHARLOTTE CATHOLIC HS

	AVG	G	GS	AB	R	H	2B	3B	HR	RBI	SLG%	BB	HBP	K	GDP	OB%	SF	SH	SB	PO	A	E	FLD%
2025	.271	40	30	118	20	32	8	0	0	20	.339	11	3	32	3	.343	2	0	0	125	8	2	.985
2026	.269	22	14	52	11	14	3	0	2	11	.442	5	6	12	0	.391	1	0	0	19	0	0	1.000
Career	.271	62	44	170	31	46	11	0	2	31	.371	16	9	44	3	.359	3	0	0	144	8	2	.987

Career Highs

H: 3, vs. Lafayette, 4/19/25* **2B:** 3, at Navy, 3/16/25 **3B:** N/A **HR:** 2, vs. Wagner, 4/14/26 **R:** 4, vs. Cornell, 3/31/26 **RBI:** 6, vs. Wagner, 4/14/26 **SB:** N/A

Season Highs

H: 2, vs. Wagner, 4/14/26* **2B:** 1, vs. Navy, 3/27/26* **3B:** N/A **HR:** 2, vs. Wagner, 4/14/26 **R:** 4, vs. Cornell, 3/31/26 **RBI:** 6, vs. Wagner, 4/14/26 **SB:** N/A

*Multi-occurrence season or career-high, most recent occurrence listed



#26 WILLIAM PARKER

SR. • OF • 6-1 • 185 • R/R • HOPEDALE, MASS. • HOPEDALE HS

	AVG	G	GS	AB	R	H	2B	3B	HR	RBI	SLG%	BB	HBP	K	GDP	OB%	SF	SH	SB	PO	A	E	FLD%
2023	.270	16	11	37	10	10	1	0	1	7	.378	4	5	11	0	.388	3	0	2	19	0	0	1.000
2024	.318	54	54	198	41	63	11	0	13	62	.571	16	13	32	3	.400	3	0	10	67	0	2	.971
2025	.301	41	41	166	37	50	15	0	6	40	.500	18	7	37	3	.391	1	0	11	34	0	1	.971
2026	.239	33	32	113	23	27	7	0	6	29	.460	21	10	28	0	.397	2	0	1	62	0	0	1.000
Career	.292	144	138	514	111	150	34	0	26	138	.510	59	35	108	6	.395	9	0	24	182	0	3	.984

Career Highs

H: 5, at Holy Cross, 4/17/24 **2B:** 2, vs. Wagner, 4/14/26* **3B:** N/A **HR:** 2, vs. Bucknell, 4/21/24 **R:** 3, at Lehigh, 4/10/26* **RBI:** 8, at Bucknell, 3/25/24 **SB:** 3, vs. Lafayette, 4/19/25

Season Highs

H: 4, at Lehigh, 4/11/26 (G2) **2B:** 2, vs. Wagner, 4/14/26 **3B:** N/A **HR:** 1, at Lehigh, 4/11/26 (G2)* **R:** 3, at Lehigh, 4/10/26 **RBI:** 6, at Lehigh, 4/11/26 (G2) **SB:** 1, at Queens, 3/1/26

*Multi-occurrence season or career-high, most recent occurrence listed



#27 ADDISON AINSWORTH

SR. • OF • 6-0 • 205 • L/R • BATON ROUGE, LA. • CATHOLIC HS (AVON OLD FARMS)

	AVG	G	GS	AB	R	H	2B	3B	HR	RBI	SLG%	BB	HBP	K	GDP	OB%	SF	SH	SB	PO	A	E	FLD%
2023	.257	51	47	144	31	37	6	1	1	18	.333	29	11	36	0	.416	1	5	7	82	3	0	1.000
2024	.231	35	30	78	12	18	4	1	0	15	.308	18	8	20	1	.411	3	5	1	65	0	1	.985
2025	.293	49	49	188	44	55	14	1	5	40	.457	33	4	31	3	.405	2	6	10	114	3	1	.992
2026	.200	28	26	90	17	18	6	0	0	9	.267	17	6	26	2	.357	2	3	1	52	0	0	1.000
Career	.256	163	152	500	104	128	30	3	6	82	.364	97	29	113	6	.401	8	19	19	313	6	2	.994


Career Highs

H: 3, at Holy Cross, 5/19/25* 2B: 2, at Bucknell, 4/27/25* 3B: 1, at Navy, 5/11/25* HR: 1, at Holy Cross, 5/19/25* R: 3, vs. UAlbany, 3/18/26* RBI: 4, at Holy Cross, 5/19/25* SB: 2, vs. Lehigh, 4/14/25*

Season Highs

H: 2, at Lafayette, 3/22/26* 2B: 1, at Holy Cross, 4/4/26* 3B: N/A HR: N/A R: 3, vs. UAlbany, 3/18/26 RBI: 2, vs. Cornell, 3/31/26* SB: 1, at South Carolina, 2/20/26

*Multi-occurrence season or career-high, most recent occurrence listed



#28 ANDY NEAL

JR. • C • 5-11 • 205 • R/R • GRAPEVINE, TEXAS • GRAPEVINE FAITH CHRISTIAN SCHOOL

	AVG	G	GS	AB	R	H	2B	3B	HR	RBI	SLG%	BB	HBP	K	GDP	OB%	SF	SH	SB	PO	A	E	FLD%
2024																							
2025																							
2026																							
Career																							

Career Highs

H: N/A 2B: N/A 3B: N/A HR: N/A R: N/A RBI: N/A SB: N/A

Season Highs

H: N/A 2B: N/A 3B: N/A HR: N/A R: N/A RBI: N/A SB: N/A

*Multi-occurrence season or career-high, most recent occurrence listed



#29 WALKER CALVO

SO. • RHP • 6-3 • 205 • R/R • FULLERTON, CALIF. • LA MIRANDA HS

	ERA	W	L	G	GS	CG	SHO	SV	IP	H	R	ER	BB	K	2B	3B	HR	BF	AVG	WP	HBP
2025	3.52	1	0	9	0	0	0	0	15.1	14	8	6	3	8	2	0	1	64	.241	1	1
2026	6.94	0	0	7	1	0	0	0	11.2	19	9	9	4	6	2	0	0	57	.365	2	0
Career	5.00	1	0	16	1	0	0	0	27.0	33	17	15	7	14	4	0	1	121	.300	3	1


Career Highs

IP: 3.0, vs. Maine, 3/19/25 K: 3, vs. Merrimack, 3/11/26

Season Highs

IP: 2.1, vs. Cornell, 3/31/26* K: 3, vs. Merrimack, 3/11/26

*Multi-occurrence season or career-high, most recent occurrence listed



#30 JAKOB VANDERHAVE

JR. • RHP • 6-0 • 195 • R/R • CHARLOTTE, N.C. • CHARLOTTE COUNTRY DAY SCHOOL

	ERA	W	L	G	GS	CG	SHO	SV	IP	H	R	ER	BB	K	2B	3B	HR	BF	AVG	WP	HBP
2024	3.86	0	0	3	0	0	0	0	2.1	2	2	1	1	4	1	1	0	10	.286	0	1
2025																					
2026	8.25	0	2	11	1	0	0	1	12.0	13	12	11	11	11	2	0	2	59	.283	2	2
Career	7.53	0	2	14	1	0	0	1	14.1	15	14	12	12	15	3	1	2	69	.283	2	3


Career Highs

IP: 3.0, vs. Wagner, 4/14/26 K: 3, vs. Wagner, 4/14/26

Season Highs

IP: 3.0, vs. Wagner, 4/14/26 K: 3, vs. Wagner, 4/14/26

*Multi-occurrence season or career-high, most recent occurrence listed



#31 NICK CICALE

FR. • C • 6-2 • 190 • R/R • ARNOLD, MD. • BROADNECK HS

	AVG	G	GS	AB	R	H	2B	3B	HR	RBI	SLG%	BB	HBP	K	GDP	OB%	SF	SH	SB	PO	A	E	FLD%
2026	1.000	2	0	1	1	1	0	0	0	2	1.000	1	0	0	0	1.000	0	0	0				
Career	1.000	2	0	1	1	1	0	0	0	2	1.000	1	0	0	0	1.000	0	0	0				

Career Highs

H: 1, vs. Merrimack, 3/11/26 2B: N/A 3B: N/A HR: N/A R: 1, at The Citadel, 2/22/26 RBI: 2, vs. Merrimack, 3/11/26 SB: N/A

Season Highs

H: 1, vs. Merrimack, 3/11/26 2B: N/A 3B: N/A HR: N/A R: 1, at The Citadel, 2/22/26 RBI: 2, vs. Merrimack, 3/11/26 SB: N/A

*Multi-occurrence season or career-high, most recent occurrence listed



#32 THOMAS SCHRECK

SR. • INF • 5-9 • 176 • R/R • NEEDVILLE, TEXAS • NEEDVILLE HS (NEW MEXICO JC)

	AVG	G	GS	AB	R	H	2B	3B	HR	RBI	SLG%	BB	HBP	K	GDP	OB%	SF	SH	SB	PO	A	E	FLD%
2023	.095	11	6	21	3	2	0	0	0	6	.095	2	0	8	0	.154	3	0	0	12	14	0	1.000
2024	.210	54	53	162	19	34	8	0	1	28	.278	21	6	38	3	.321	1	10	2	81	119	8	.962
2025	.335	50	50	158	40	53	14	1	3	35	.494	24	11	35	0	.449	3	5	2	58	133	8	.960
2026	.288	34	34	111	25	32	6	0	3	25	.423	26	1	11	1	.421	2	6	4	43	104	4	.974
Career	.268	149	143	452	87	121	28	1	7	94	.381	73	18	92	4	.384	9	21	8	194	370	20	.966

Career Highs

H: 3, at Lehigh, 4/10/26* 2B: 2, vs. Navy, 3/29/26* 3B: 1, at Air Force, 2/28/25 HR: 1, vs. Holy Cross 3/14/26* R: 3, vs. Wagner, 4/14/26* RBI: 4, at Holy Cross 4/4/26 SB: 1, vs. Wagner, 4/14/26*

Season Highs

H: 3, at Lehigh, 4/10/26* 2B: 2, vs. Navy, 3/29/26 3B: N/A HR: 1, at Holy Cross 4/4/26* R: 3, vs. Wagner, 4/14/26 RBI: 4, at Holy Cross 4/4/26 SB: 1, vs. Wagner, 4/14/26*

*Multi-occurrence season or career-high, most recent occurrence listed



#33 COLE CONNOR

FR. • RHP • 6-1 • 188 • R/R • BATON ROUGE, LA. • UNIVERSITY LAB HS (USMAPS)

ERA W L G GS CG SHO SV IP H R ER BB K 2B 3B HR BF AVG WP HBP

2026

Career

Career Highs

IP: N/A K: N/A

Season Highs

IP: N/A K: N/A

*Multi-occurrence season or career-high, most recent occurrence listed



#35 ADAM UJIE

FR. • RHP • 6-2 • 175 • R/R • TUSTIN, CALIF. • FOOTHILL HS

ERA W L G GS CG SHO SV IP H R ER BB K 2B 3B HR BF AVG WP HBP

2026

Career

Career Highs

IP: N/A K: N/A

Season Highs

IP: N/A K: N/A

*Multi-occurrence season or career-high, most recent occurrence listed



#38 TREY ATES

SR. • RHP • 6-0 • 182 • R/R • DALLAS, TEXAS • LAKE HIGHLANDS HS (PARIS JC)

ERA W L G GS CG SHO SV IP H R ER BB K 2B 3B HR BF AVG WP HBP

2024	2.88	0	0	14	0	0	0	1	25.0	16	8	8	13	27	1	1	1	107	.182	4	5
2025	6.88	5	5	16	1	0	0	1	35.1	44	31	27	27	32	5	1	4	182	.299	3	3
2026	5.18	3	1	9	8	0	0	0	40.0	30	26	23	20	26	8	1	1	180	.204	5	13
Career	5.20	8	6	39	9	0	0	2	100.1	90	65	58	60	85	14	3	6	469	.236	12	21


Career Highs

IP: 7.2, vs. Navy, 3/29/26 K: 6, at Lafayette, 3/22/26*

Season Highs

IP: 7.2, vs. Navy, 3/29/26 K: 6, at Lafayette, 3/22/26

*Multi-occurrence season or career-high, most recent occurrence listed



#39 ROBBIE PENSWICK

SO. • RHP • 6-1 • 195 • L/R • PLYMOUTH, MASS. • STURGIS EAST HS

	ERA	W	L	G	GS	CG	SHO	SV	IP	H	R	ER	BB	K	2B	3B	HR	BF	AVG	WP	HBP
2024	6.55	1	1	3	0	0	0	0	11.0	10	8	8	6	6	2	0	2	48	.278	3	2
2025	4.69	1	4	19	1	0	0	5	40.1	37	24	21	19	31	9	1	2	184	.242	2	9
2026	6.85	3	4	9	2	0	0	2	22.1	28	17	17	8	13	4	1	2	101	.326	0	2
Career	5.62	5	9	31	3	0	0	7	73.2	75	49	46	33	50	15	2	6	333	.273	5	13

Career Highs

IP: 4.0, at Fordham, 3/9/25* K: 5, at Lafayette, 3/22/26*

Season Highs

IP: 3.2, vs. Navy, 3/29/26* K: 5, at Lafayette, 3/22/26

*Multi-occurrence season or career-high, most recent occurrence listed



#40 NOAH KALARICKAL

FR. • RHP • 6-2 • 200 • R/R • MILTON, GA. • CHESHIRE ACADEMY

	ERA	W	L	G	GS	CG	SHO	SV	IP	H	R	ER	BB	K	2B	3B	HR	BF	AVG	WP	HBP
2026																					
Career																					

Career Highs

IP: N/A K: N/A

Season Highs

IP: N/A K: N/A

*Multi-occurrence season or career-high, most recent occurrence listed



#41 MAX DONECEA

FR. • LHP • 5-11 • 170 • L/L • NORTHPORT, N.Y. • NORTHPORT HS

	ERA	W	L	G	GS	CG	SHO	SV	IP	H	R	ER	BB	K	2B	3B	HR	BF	AVG	WP	HBP
2026	6.23	2	0	6	0	0	0	0	8.2	7	8	6	6	10	3	1	2	38	.226	0	0
Career	6.23	2	0	6	0	0	0	0	8.2	7	8	6	6	10	3	1	2	38	.226	0	0

Career Highs

IP: 3.0, vs. UAlbany, 3/18/26 K: 4, vs. UAlbany, 3/18/26

Season Highs

IP: 3.0, vs. UAlbany, 3/18/26 K: 4, vs. UAlbany, 3/18/26

*Multi-occurrence season or career-high, most recent occurrence listed



#44 ANTHONY RAMIREZ

SO. • RHP • 6-0 • 200 • R/R • DEER PARK, TEXAS • DEER PARK HS

	ERA	W	L	G	GS	CG	SHO	SV	IP	H	R	ER	BB	K	2B	3B	HR	BF	AVG	WP	HBP
2025																					
2026	8.85	1	2	10	0	0	0	0	20.1	22	21	20	12	12	3	0	3	98	.278	4	6
<i>Career</i>	<i>8.85</i>	<i>1</i>	<i>2</i>	<i>10</i>	<i>0</i>	<i>0</i>	<i>0</i>	<i>0</i>	<i>20.1</i>	<i>22</i>	<i>21</i>	<i>20</i>	<i>12</i>	<i>12</i>	<i>3</i>	<i>0</i>	<i>3</i>	<i>98</i>	<i>.278</i>	<i>4</i>	<i>6</i>

Career Highs

IP: 5.0, vs. Holy Cross, 3/13/26 K: 2, at VCU, 3/8/26*

Season Highs

IP: 5.0, vs. Holy Cross, 3/13/26 K: 2, at VCU, 3/8/26*

*Multi-occurrence season or career-high, most recent occurrence listed



#45 JOHN OXIOS

JR. • RHP • 6-0 • 190 • R/R • MIAMI, FLA. • CORAL REEF SENIOR HS

	ERA	W	L	G	GS	CG	SHO	SV	IP	H	R	ER	BB	K	2B	3B	HR	BF	AVG	WP	HBP
2024	13.50	0	0	1	0	0	0	0	0.2	0	1	1	3	1	0	0	0	5	0	0	0
2025																					
2026																					
<i>Career</i>	<i>13.50</i>	<i>0</i>	<i>0</i>	<i>1</i>	<i>0</i>	<i>0</i>	<i>0</i>	<i>0</i>	<i>0.2</i>	<i>0</i>	<i>1</i>	<i>1</i>	<i>3</i>	<i>1</i>	<i>0</i>	<i>0</i>	<i>0</i>	<i>5</i>	<i>0</i>	<i>0</i>	<i>0</i>

Career Highs

IP: 0.2, vs. Siena, 3/20/24 K: 1, vs. Siena, 3/20/24

Season Highs

IP: N/A K: N/A

*Multi-occurrence season or career-high, most recent occurrence listed



PHOTO ROSTER



#1 Mark Abell
Jr. | INF/RHP




#2 David Debrule
Fr. | INF



#3 Jake Pineda
Fr. | C



#4 Zac Farrell
Sr. | OF



#5 Carter Hewitt
Sr. | INF



#6 Michael Delph
So. | 1B/RHP



#7 Kaden Youmans
So. | RHP




#8 Kevin Reavey
So. | RHP



#9 Mason Scott
Fr. | INF



#10 Josiah Overbeek
Fr. | 1B/RHP



#11 JT Craig
So. | OF



#12 Andrew Berg
Sr. | RHP



#13 Bennie Franquiz
Fr. | INF



#15 Chris Barr
Sr. | INF



#16 Ryan Webber
Fr. | INF



#17 Ian Standlee
So. | RHP



#18 Joe Vaccarella
Fr. | RHP



#19 Jack Quinlan
Sr. | C



#21 Sean Newton
So. | RHP



#22 William Leahy
Fr. | LHP



#23 Max McGlone
Sr. | C



#24 Paul Andrzejewski
Jr. | INF




#25 John McKillop
So. | 1B



#26 William Parker
Sr. | OF




#27 Addison Ainsworth
Sr. | OF



#28 Andy Neal
Jr. | C



#29 Walker Calvo
So. | RHP



#30 Jakob Vanderhove
Jr. | RHP



#31 Nick Cicale
Fr. | C



#32 Thomas Schreck
Sr. | INF




#33 Cole Connor
Fr. | RHP



#35 Adam Ujile
Fr. | RHP



#38 Trey Ates
Sr. | RHP



#39 Robbie Penswick
Jr. | RHP



#40 Noah Kalarickal
Fr. | RHP



#41 Max Donecea
Fr. | LHP



#44 Anthony Ramirez
So. | RHP



#45 John Oxios
Jr. | RHP



Chris Tracz
Head Coach



Mike Cole
Associate
Head Coach



John Sheehan
Assistant Coach



Dylan Hoy
Assistant Coach