The Citadel

21 SOCON CHAMPIONSHIPS • 13 NCAA TOURNAMENT APPEARANCES • 1990 COLLEGE WORLD SERIES

Baseball Contact: Collin Smith • O: 843-953-6795 • Email: csmith52@citadel.edu

2026 SCHEDULE

FEBRUARY

13	**Liberty**	**L, 3-7**
14	**Liberty**	**W, 4-3**
15	**Liberty**	**L, 4-5**
20	**Marshall**	**4 pm**
21	**Marshall**	**5 pm**
22	**Army**	**1 pm**
27	@ Florida State	5 pm
28	@ Florida State	2 pm

MARCH

1	@ Florida State	1 pm
4	**Georgia Southern**	**6 pm**
6	@ Kentucky	4 pm
7	@ Kentucky	2 pm
8	@ Kentucky	1 pm
10	**South Carolina**	**7 pm**
13	@ UT-Martin	TBD
14	@ UT-Martin	TBD
15	@ UT-Martin	TBD
17	@ Georgia	3 pm
18	**Clemson**	**7 pm**
20	@ Mercer*	6 pm
21	@ Mercer*	2 pm
22	@ Mercer*	1 pm
25	**Presbyterian**	**6 pm**
27	**Western Carolina***	**6 pm**
28	**Western Carolina***	**2 pm**
29	**Western Carolina***	**1 pm**
31	**Coastal Carolina**	**7 pm**

APRIL

2	**Longwood**	**11 am**
3	**Longwood**	**1 pm**
4	**Longwood**	**1 pm**
7	**Charleston Southern**	**6 pm**
8	@ Winthrop	6 pm
10	@ Wofford*	5:30 pm
11	@ Wofford*	2 pm
12	@ Wofford*	1 pm
14	@Charleston Southern	6 pm
17	@ ETSU*	5 pm
18	@ ETSU*	2 pm
19	@ ETSU*	1 pm
22	@ Georgia Southern	6 pm
24	**UNCG***	**6 pm**
25	**UNCG***	**2 pm**
26	**UNCG***	**1 pm**
28	@ South Carolina	6:30 pm
29	**College of Charleston**	**6 pm**

MAY

1	@ Presbyterian	6 pm
2	**Presbyterian**	**4 pm**
3	@ Presbyterian	1 pm
8	**Samford***	**6 pm**
9	**Samford***	**6 pm**
10	**Samford***	**1 pm**
12	@ Coastal Carolina	6 pm
14	@VMI*	TBD
15	@VMI*	TBD
16	@VMI*	TBD
19	**Southern Conference Championship**	

* - designates SoCon games

GAMES 4-6

The Citadel vs. Marshall & Army
Feb. 20-23, 2026 • Charleston, S.C.

First Pitch
Friday: 4 pm, Saturday: 5 pm, Sunday: 1 pm
Series History vs. Marshall: 29-13
Series History vs. Army: 1-0

Stadium: Joseph P. Riley, Jr. Park (6,000)
Dimensions: 305 (LF) 398 (CF) 337 (RF)
Live Stats: www.CitadelSports.com
Live Video: ESPN+

THE CITADEL BULLDOGS

Overall Record: 1-2
Conference Record: 0-0
Last 5 / Last 10: 1-2 / 0-0
Streak: L1
Website: www.CitadeSports.com
Head Coach: Russell Triplett
Career Record: 450-306-1 (16th season)
Record at THE CITADEL: 32-28 (2nd season)

MARSHALL THUNDERING HERD

Overall Record: 2-1
Conference Record: 0-0
Last 5 / Last 10: 2-1 / 0-0
Streak: L1
Website: www.HerdZone.com
Head Coach: Greg Beals
Career Record: 658-591-1 (24th season)
Record at Marshall: 69-101 (4th season)

ARMY BLACK KNIGHTS

Overall Record: 0-3
Conference Record: 0-0
Last 5 / Last 10: 0-3 / 0-0
Streak: L3
Website: www.GoArmyWestPoint.com
Head Coach: Chris Tracz
Career Record: 412-353-2 (17th season)
Record at Army: 94-69 (4th season)

FIRST PITCH

The Citadel baseball team (1-2) is scheduled to host the Marshall Thundering Herd (2-1) on Feb. 20-21, followed by the Army Black Knights (0-3) on Feb. 22, inside Joseph P. Riley, Jr. Park. The first pitches are set for 4 pm on Friday, 5 pm on Saturday, and 1 pm on Sunday.

THE CITADEL PROJECTED LINEUP

2026 Statistics
AVG. - HR - RBI

PROBABLE STARTING PITCHERS

FRIDAY, FEB. 20

Pitcher	W-L	ERA	K/BB
Will Holmes	0-1	13.50	7/3
Bryce Blevins	1-0	0.00	7/0

SATURDAY, FEB. 21

Pitcher	W-L	ERA	K/BB
Bryce Coulter	1-0	1.80	2/2
Drew Harlow	0-0	19.29	5/2

SUNDAY, FEB. 22

Pitcher	W-L	ERA	K/BB
TBA			
TBA			

GENERAL INFORMATION

Location _____ Charleston, South Carolina
Founded _____ 1842
Enrollment _____ 3,767
Affiliation _____ NCAA Division I
Conference _____ Southern
Colors _____ Infantry Blue and White
Nickname _____ Bulldogs
Stadium _____ Riley Park (6,000)
President _____ Gen. Glenn M. Walters (USMC)
Faculty Athletic Representative ____ Chip Taylor
Athletic Director _____ Art Chase
Mailing Address _____ McAlister Field House
_____ 7 Jones Ave.
_____ Charleston, S.C. 29409
Athletic Department Phone _____ 843-953-5070
Website _____ CitadelSports.com

COACHING STAFF

Head Coach: 5 Russell Triplett (Clemson, 2004)
Record at The Citadel: 31-26
Overall Record: 449-304-1
Asst. Coach/Pitching: _____ James Reeves
Assistant Coach: _____ David Beckley
Assistant Coach: _____ Lex Tuten
Assistant Coach: _____ DeWayne Kitts
Athletic Trainer _____ Evan Harper

TEAM INFORMATION

2025 Record _____ 31-26
Position Players Returning/Lost _____ 10/8
Pitchers Returning/Lost _____ 8/8
Newcomers _____ 29

STADIUM INFORMATION

Stadium _____ Joseph P. Riley, Jr. Park (6,000)
Surface _____ Natural grass
Opened _____ 1997 (28th season)
Dimensions _____ LF-305; CF-398; RF-337

ATHLETIC COMMUNICATIONS

Assistant Director _____ Collin Smith
Phone _____ 843-953-6567
Email _____ csmith52@citadel.edu

Weekend Weather

Friday's weather predicts a high of 75 during the day and a low of 61, with winds from SSW at 6 mph. Saturday will see rain throughout the day, with a high of 70, a low of 54, and winds from SSW at 4 mph. Sunday is expected to be partly cloudy with a chance of rain, and winds from NW at 16 mph.

ESPN+

The games will be broadcast on ESPN+ against Marshall and Army.

Ticket Information

Tickets for all home games are available on CitadelSports.com/tickets or by calling the box office at 843-953-DOGS. Tickets will also be available at the stadium box office one hour before the first pitch.

Series History vs. Marshall

The Bulldogs and the Thundering Herd have played 42 times on the diamond, with The Citadel leading the all-time series at 29-13. In their last matchup, The Citadel defeated Marshall 4-1 in 2010.

Seris History vs. Army

The Bulldogs and the Black Knights have played once, with The Citadel holding a 1-0 record. In their last meeting, The Citadel defeated Army 10-1 in 1998.

New Dogs on the Block

Multiple Bulldogs proved themselves in the opening weekend against Liberty. Michael Gibson earned the win for The Citadel, pitching 4.0 innings, allowing three hits, two runs, and striking out seven. Bryce Coulter started with 5.0 innings, giving up two hits, one run, and striking out two in The Citadel's 4-3 win.

Freshman Miles Barbrey led The Citadel with a .429 batting average, totaling three hits. Zach Hunt hit the team's first triple and had one RBI.

PLAYERS TO WATCH



Freshman Miles Barbrey recorded three hits in the opening weekend against Liberty. Barbrey recorded a .429 batting average with two runs scored.



Bryce Coulter picked up his first career win in his first career start for The Citadel. Coulter threw 5.0 innings, allowing one run on two hits.

WEEKLY SCHEDULE

MONDAY	TUESDAY	WEDNESDAY	THURSDAY	FRIDAY	SATURDAY	SUNDAY
OFF DAY	Practice	Practice	Practice	vs. Marshall 4 p.m.	vs. Marshall 5 p.m.	vs. Army 1 p.m.

THE CITADEL STARTING LINEUP BY POSITION

Date	Opp.	P	C	1B	2B	SS	3B	LF	CF	RF	DH
2/13	Liberty	Holmes	Daniels	Hunt	Hodges	Tobin	Patel	Anderson	Lively	Williams	Gibson
2/14	Liberty	Coulter	Daniels	Hunt	Hodges	Tobin	Patel	Anderson	Lively	Williams	Barbrey
2/15	Liberty	Brash	Fulmer	Hunt	Hodges	Tobin	Patel	Stratis	Lively	Williams	Barbrey
2/20	Marshall										
2/21	Marshall										
2/22	Army										
2/27	Florida St.										
2/28	Florida St.										
3/1	Florida St.										
3/4	Georgia Southern										
3/6	Kentucky										
3/7	Kentucky										
3/8	Kentucky										
3/10	South Carolina										
3/13	UT-Martin										
3/14	UT-Martin										
3/15	UT-Martin										
3/17	Georgia										
3/18	Clemson										
3/20	Mercer										
3/21	Mercer										
3/22	Mercer										
3/25	Presbyterian										
3/27	Western Carolina										
3/28	Western Carolina										
3/29	Western Carolina										
3/31	Coastal Carolina										
4/2	Longwood										
4/3	Longwood										
4/4	Longwood										
4/7	Charleston Southern										
4/8	Winthrop										
4/10	Wofford										
4/11	Wofford										
4/12	Wofford										
4/14	Charleston Southern										
4/17	ETSU										
4/18	ETSU										
4/19	ETSU										
4/22	Georgia Southern										
4/24	UNCG										
4/25	UNCG										
4/26	UNCG										
4/28	South Carolina										
4/29	College of Charleston										
5/1	Presbyterian										
5/2	Presbyterian										
5/3	Presbyterian										
5/8	Samford										
5/9	Samford										
510	Samford										
5/12	Coastal Carolina										
5/14	VMI										
5/15	VMI										
5/16	VMI										

Scouting Marshall

The Thundering Herd starts the season at 2-1, with wins over Evansville and a loss to Kennesaw State. Tyler Kamerer leads the team with a .455 batting average, while Jackson Halter and Cooper Hinson each have two home runs. Cooper also has the most RBIs with eight.

The pitching staff recorded a 6.49 ERA on 26.1 innings pitched with 33 strikeouts on the opening weekend.

Scouting Army

The Black Knights are 0-3 to start the season with three losses against #19 Clemson. Army will face South Carolina on Feb. 20 and Air Force on Feb. 21 before facing The Citadel on Feb. 22. Carter Hewitt leads the team with a .400 batting average, and Jack Quinlan has one home run.

The Black Knights' pitching staff has a team ERA of 7.83 over 23.0 innings pitched with 20 strikeouts.

THE CITADEL STARTING LINEUP BY BATTING ORDER

Date	Opp.	Leadoff	Second	Third	Cleanup	Fifth	Sixth	Seventh	Eighth	Ninth
2/13	Liberty	Patel	Daniels	Anderson	Hunt	Hodges	Gibson	Tobin	Lively	Williams
2/14	Liberty	Patel	Daniels	Anderson	Hunt	Barbrey	Hodges	Tobin	Lively	Williams
2/15	Liberty	Williams	Patel	Daniels	Hunt	Barbrey	Stratis	Fulmer	Tobin	Lively
2/20	Marshall									
2/21	Marshall									
2/22	Army									
2/27	Florida St.									
2/28	Florida St.									
3/1	Florida St.									
3/4	Georgia Southern									
3/6	Kentucky									
3/7	Kentucky									
3/8	Kentucky									
3/10	South Carolina									
3/13	UT-Martin									
3/14	UT-Martin									
3/15	UT-Martin									
3/17	Georgia									
3/18	Clemson									
3/20	Mercer									
3/21	Mercer									
3/22	Mercer									
3/25	Presbyterian									
3/27	Western Carolina									
3/28	Western Carolina									
3/29	Western Carolina									
3/31	Coastal Carolina									
4/2	Longwood									
4/3	Longwood									
4/4	Longwood									
4/7	Charleston Southern									
4/8	Winthrop									
4/10	Wofford									
4/11	Wofford									
4/12	Wofford									
4/14	Charleston Southern									
4/17	ETSU									
4/18	ETSU									
4/19	ETSU									
4/22	Georgia Southern									
4/24	UNCG									
4/25	UNCG									
4/26	UNCG									
4/28	South Carolina									
4/29	College of Charleston									
5/1	Presbyterian									
5/2	Presbyterian									
5/3	Presbyterian									
5/8	Samford									
5/9	Samford									
510	Samford									
5/12	Coastal Carolina									
5/14	VMI									
5/15	VMI									
5/16	VMI									

SoCon Preseason Honors
Four Bulldogs earn Preseason All-SoCon Second Team honors with Will Holmes, Andrew Stanley, Phillips Daniels, and TJ Anderson. The Citadel was voted to finish fourth in the SoCon Coaches' Preseason Poll, the highest since 2014.

Second Season for Triplett
Triplett begins his second season as head coach for the Diamond Dogs. In his first season with The Citadel, the Bulldogs finished with a 31-26 overall record and a 12-9 mark in conference play, the first time since 2010 they achieved 30 wins in a season.

The Citadel achieved multiple milestones both as a team and individually, including recording 105 steals in a season, the most since 2010, when they had 127. Aryan Patel went 22-22 for stolen bases on the season.

Under Triplett's leadership, the Bulldogs earned six Southern Conference honors, with Maddox Webb on the First Team, TJ Anderson on the Second Team, and Phillips Daniels, Garrett Dill, Travis Elliott, and Lane Tobin all named to the All-Defensive team.

Travis Elliott was named an ABCA & Rawlings NCAA Div. 1 Gold Glove Finalist.

THE CITADEL HOME RUNS

No.	Player (#)	Game #	Date	Opponent	Pitcher	Runs	Outs	Count	Inning	Score	(W/L)	Final

* leadoff

THE CITADEL GAME-WINNING RBIS

No.	Player (#)	Game #	Date	Opponent	Runs	Outs	Count	Inning	Final	Play

D1 Baseball (Feb.16)

RK.	School	Record	LW.	PR.
1	UCLA	2-1	2-1	1
2	LSU	3-0	3-0	2
3	Texas	3-0	3-0	3
4	Mississippi State	3-0	3-0	4
5	Georgia Tech	3-0	3-0	5
6	Coastal Carolina	3-0	3-0	6
7	TCU	2-1	2-1	10
8	Arkansas	2-1	2-1	7
9	Auburn	3-0	3-0	9
10	North Carolina	3-0	3-0	11
11	Oregon State	2-1	2-1	12
12	Florida	2-1	2-1	13
13	Tennessee	3-0	3-0	14
14	Georgia	2-1	2-1	15
15	Louisville	1-2	1-2	8
16	Florida State	2-0	2-0	16
17	NC State	2-0	2-0	17
18	Kentucky	3-0	3-0	18
19	Clemson	3-0	3-0	19
20	Southern Miss	2-1	2-1	20
21	Oklahoma	3-0	3-0	NR
22	Wake Forest	2-1	2-1	21
23	Miami	3-0	3-0	22
24	Texas A&M	3-0	3-0	25
25	West Virginia	3-0	3-0	NR

New Locker Room, Who This?

Off the field, the Bulldogs are now based at Joseph P. Riley, Jr. Park, which features newly built facilities. The upgraded amenities include renovated locker rooms, coaches' offices, and a state-of-the-art training area, providing the team with a top-quality environment to prepare for the season.

On Deck

The Citadel begins its road trip this season with an away weekend series at #16 Florida State from Feb. 27 to March 1 in Tallahassee, Fla.

RADIO BROADCAST SCHEDULE

Brian Giffin, the voice of the Bulldogs, will broadcast 20 games this season. The games will be broadcast on 94.7 FM and 910 AM

March 10	South Carolina
March 25	Presbyterian
March 27-29	Western Carolina
April 2-3	Longwood
April 7	Charleston Southern
April 14	Charleston Southern
April 24-26	UNCG
April 28	South Carolina
April 29	College of Charleston
May 2	Presbyterian
May 8-10	Samford
May 19	SoCon Championships

2026 ROSTER

#	Name	POS	B/T	HT.	WT.	Cl.	Hometown/High School/Previous School
0	Miles Barbrey	INF	R/R	5-10	180	Fr.	Fountain Inn, S.C. / Fountain Inn High School
1	Lane Tobin	INF	R/R	5-10	175	Gr.	Summerville, S.C. / USC Sumter CC
2	Jayden Williams	OF	R/R	6-0	197	Fr.	Columbia, S.C. / Spring Valley High School
3	Sam Dansky	INF	R/R	6-0	200	R-So.	Charlotte, N.C. / Gaston College
4	Garrett Fulmer	C	R/R	5-11	210	Jr.	Spartanburg, S.C. / Spartanburg
6	Landon Kahl	1B	L/L	6-1	200	Jr.	Irmo, S.C. / Dutch Fork
7	Ben Brash	RHP	R/R	6-4	215	Jr.	Aiken, S.C. / South Aiken /
8	Zach Snead	INF	L/R	5-10	180	Fr.	Columbia, S.C. / A.C. Flora
9	Hank Aeppli	C/OF	R/R	6-0	200	Fr.	Mt. Pleasant, S.C. / Lucy Beckham
10	Carson Hodges	UTIL	R/R	5-10	190	Fr.	Kennesaw, Ga. / Mount Paran Christian School
11	Andrew Buffkin	RHP	R/R	5-11	185	Jr.	Myrtle Beach, S.C. / USC Sumter
12	Trip Brown	RHP	R/R	6-2	200	Jr.	James Island, S.C. / USC Upstate
13	Jackson Bottar	LHP	L/L	5-9	180	Fr.	Blythewood, S.C. / Blythewood High School
14	Stephen Platte	LHP	L/L	6-0	180	Fr.	Aiken, S.C. / South Aiken High School
15	Jackson Proctor	UTIL	L/R	5-10	180	Jr.	Moncks Corner, S.C. / Florence-Darlington Tech
16	Kaine Baber	INF	L/R	6-2	180	Fr.	Maryville, Tenn. / Maryville High School
17	Kaden Kiser	LHP	L/L	6-5	220	Jr.	Columbus, Ohio / Valparaiso
18	Matthew Lively	OF	R/R	6-2	200	Sr.	Chapin, S.C. / Chapin
19	Bryce Coulter	RHP	R/R	6-3	220	Jr.	Sumter, S.C. / Florence-Darlington Tech
20	Christian Stratis	OF	R/R	5-11	185	R-So.	Hilton Head, S.C. / No. Okla. College - Tonkawa
21	Phillips Daniels	C/UT	R/R	6-0	190	Sr.	Columbia, S.C. / A.C. Flora
22	Michael Gibson	RHP/UTIL	R/R	6-3	200	Sr.	Rock Hill, S.C. / Liberty
23	Will Holmes	LHP	L/R	6-0	205	Gr.	Inman, S.C. / Boiling Springs
24	Andrew Bowers	RHP	R/R	6-3	220	Jr.	Mt. Pleasant, S.C. / Coastal Carolina
25	Zach Hunt	1B	R/R	6-1	210	Jr.	Dillion, S.C. / Florence-Darlington Tech
27	Jackson Cole	LHP	L/L	6-3	195	R-So.	Boiling Springs, S.C. / Clemson
28	Cohen Parker	RHP/C	R/R	6-0	185	Fr.	Summerville, S.C. / Ashley Ridge High School
29	Aryan Patel	RHP/INF	R/R	6-0	175	Sr.	Hanahan, S.C. / Hanahan
30	Rhyder Poppell	OF	S/R	5-10	220	So.	Tallahassee, Fla. / Florida HS
31	Noah Cadiz	C	R/R	5-7	165	R-Jr.	Summerville, S.C. / College of Charleston
32	TJ Anderson	UT	L/R	6-0	175	Sr.	Aynor, S.C. / Florence-Darlington Tech
33	CJ Van Slooten	RHP	R/R	6-6	215	Gr.	Charleston, S.C. / Ashley Ridge /
34	Josh Davis	RHP	R/R	6-1	210	Gr.	Goose Creek, S.C. / Clemson
35	Zane Davis	RHP	R/R	6-0	175	Sr.	Chesterfield, S.C. / Florence-Darlington Tech
36	Andrew Stanley	RHP	R/R	6-5	215	Gr.	Huntington Beach, Calif. / Wagner
37	Nathan Landeck	LHP	L/L	6-3	195	So.	Alpharetta, Ga. / Johns Creek
38	Mason Yokum	LHP	L/L	6-3	190	R-Fr.	Leesburg, Va. / North Carolina
39	Steven Trone	RHP	R/R	6-1	195	Sr.	Charleston, S.C. / Old Dominion
40	Riley Ballard	RHP	R/R	6-5	205	Fr.	Hanahan, S.C. / Hanahan High School
41	Harrison Keels	LHP	L/L	6-2	200	Fr.	Greer, S.C. / Brynes High School
42	Liam Foley	RHP	R/R	6-0	190	Jr.	Charlotte, N.C. / Cleveland Community College
44	Jacob Deacon	RHP	R/R	6-3	205	Fr.	Goose Creek, S.C. / Stratford High School
50	Jackson Cooper	RHP	R/R	6-3	185	Fr.	Lexington, S.C. / Lexington High School
52	Rylee Gibson	RHP	R/R	6-2	195	Fr.	Winter Garden, Fla. / Foundation Academy
55	Jack Thunberg	LHP	L/L	6-6	275	Gr.	New Albany, Ohio / Florence-Darlington Tech
	Maddox Floyd	OF	R/R	5-9	175	So.	Chapin, S.C. / Chapin

Coaching Staff

Head Coach:	5 Russell Triplett (Clemson, 2004), 2nd season
Asst. Coach/Pitching:	James Reeves (The Citadel, 2015), 2nd season
Assistant Coach:	David Beckley (The Citadel, 1996), 2nd season
Assistant Coach:	Lex Tuten (NorthGreenville, 2021), 1st season
Dir of Player Development:	DeWayne Kitts (Lynchburg College, 1981), 2nd season

Pronunciation Guide

Miles Barbrey	Bar-Bree
Sam Dansky	Dan-Ski
Hank Aeppli	App-Lee
Jackson Bottar	Beau-tar
Kaine Baber	"Kane" Bay-burr
Kaden Kiser	Ky-zer
Christian Stratis	STRAH-tiss
Mason Yokum	Yo-Come
Steven Trone	Tra-own
Landon Kahl	Call
Noah Cadiz	Kuh-Deez
Aryan Patel	R-E-on Puh-tell
Rhyder Poppell	Rider Pop-pull
Lane Tobin	Toe-Bin
Jack Thunberg	Thuhn-Burg

0
Miles Barbrey

1
Lane Tobin

2
Jayden Williams

3
Sam Dansky

4
Garrett Fulmer

6
Landon Kahl

7
Ben Brash

8
Zach Snead

9
Hank Aeppli

10
Carson Hodges

11
Andrew Buffkin

12
Trip Brown

13
Jackson Bottar

14
Stephen Platte

15
Jackson Proctor

16
Kaine Baber

17
Kaden Kiser

18
Matthew Lively

19
Bryce Coulter

20
Christian Stratis


21
Phillips Daniels

22
Michael Gibson

23
Will Holmes

24
Andrew Bowers

25
Zach Hunt

27
Jackson Cole


28
Cohen Parker

29
Aryan Patel

30
Rhyder Poppell

31
Noah Cadiz

32
TJ Anderson

33
CJ Van Slooten

34
Josh Davis

#35
Zane Davis

36
Andrew Stanley

37
Nathan Landeck

38
Mason Yokum

39
Steven Trone

40
Riley Ballard

41
Harrison Keels

#43
Liam Foley

44
Jacob Deacon

50
Jackson Cooper

#52
Rylee Gibson

55
Jack Thunberg

RUSSELL TRIPLETT

2ND SEASON • CLEMSON, 2004

Overall Record - 450-306-1 • Record at The Citadel - 32-28

The Citadel announced Russell Triplett as the Bulldogs' baseball head coach on Wednesday, June 19, 2024.

Triplett begins his second season as head coach for the Diamond Dogs. In his first season with The Citadel, the Bulldogs finished with a 31-26 overall record and a 12-9 mark in conference play, the first time since 2010 they achieved 30 wins in a season.

Despite being ranked ninth in the SoCon preseason poll, Triplett and the Bulldogs secured the No. 3 seed in the 2025 Southern Conference Tournament, their highest ranking since 2009 when they finished 20-10.

The Bulldogs lost to the No. 7 seed Wofford Terriers, then defeated No. 5 Western Carolina 11-10, and lost their final game against the No. 4 Mercer Bears.

The Citadel achieved multiple milestones both as a team and individually, including recording 105 steals in a season, the most since 2010 when they had 127. Aryan Patel went 22-22 for stolen bases on the season.

Under Triplett's leadership, the Bulldogs earned six Southern Conference honors, with Maddox Webb on the First Team, TJ Anderson on the Second Team, and Phillips Daniels, Garrett Dill, Travis Elliott, and Lane Tobin all named to the All-Defensive team.

Travis Elliott was named an ABCA & Rawlings NCAA Div. 1 Gold Glove Finalist.

Prior to taking the helm at The Citadel, Triplett served as the head coach at Newberry College for 14 seasons, amassing an overall record of 418-278-1. Throughout his tenure, he garnered honors as the South Atlantic Conference Coach of the Year on three occasions (2015, 2019, and 2023) while also mentoring three SAC Players of the Year, two SAC Freshmen of the Year and two SAC Conference Scholar Athletes of the Year.

Under his leadership, the team secured its first-ever South Atlantic Conference regular-season title in 2019. Further, the Wolves clinched both the SAC regular-season championship and the tournament championship just two seasons ago during the 2023 campaign, setting a new single-season school record behind 43 victories.

Beyond the program win mark, the 2023 season also featured a slew of broken records for the Wolves, including stolen bases, total hits, team batting average, on-base percentage, total runs scored, RBIs, hit-by pitches and sacrifice flies. Notably, Newberry secured the program's first-ever NCAA tournament appearance in 2019, ranking third nationally and hosting an NCAA Regional. Later in 2023, the Wolves registered their first NCAA Tournament win over UNC Pembroke.

Before joining the Wolves, Triplett served as the head assistant coach and recruiting coordinator at USC Upstate from 2008-2010, and prior to that as a volunteer assistant at Clemson University.

As a player, Triplett was a four-time letterman and a two-time second-team All-ACC shortstop at Clemson from 2000-04. He played in 222 total games for the Tigers, finishing with an overall batting average of .312. A two-time team captain, Triplett guided Clemson to four NCAA Regional appearances, two NCAA Super Regionals and a College World Series appearance in 2002.

Following graduation, Triplett competed as part of the New York Mets organization from 2004 to 2005. He played for the Brooklyn Cyclones (Short Season A) and the Kingsport Mets (Rookie League) in 2004 before moving up to the Binghamton Mets (Double-A) and Hagerstown Suns (Single-A) in 2005.

A native of West Columbia, S.C., Triplett earned his Bachelor of Arts in Elementary Education from Clemson. Triplett and his wife, Ciria, are proud parents of three sons.

	CONFERENCE					OVERALL					
Team	**W-L**	**Pct.**	**H**	**A**	**Streak**	**W-L**	**Pct.**	**H**	**A**	**L10**	**Streak**
VMI	0-0	.000	0-0	0-0	0	4-1	1.000	4-0	0-1	4-1	L1
ETSU	0-0	.000	0-0	0-0	0	3-1	.750	3-0	0-1	3-1	L1
MERCER	0-0	.000	0-0	0-0	0	3-1	.750	2-1	1-0	3-1	W2
WESTERN CAR.	0-0	.000	0-0	0-0	0	3-1	.750	3-0	0-1	3-1	L1
WOFFORD	0-0	.000	0-0	0-0	0	3-1	.750	3-0	0-1	3-1	L1
SAMFORD	0-0	.000	0-0	0-0	0	2-2	.500	2-2	0-0	2-2	L1
THE CITADEL	**0-0**	**.000**	**0-0**	**0-0**	**0**	**1-2**	**.337**	**1-2**	**0-0**	**1-2**	**L1**
UNCG	0-0	.000	0-0	0-0	0	1-4	.200	1-3	1-0	1-4	W1

2026 SoCon Schedule

DATE(S)	AWAY TEAM	HOME TEAM	LOCATION
2/20-23	Scared Heart	ETSU	Johnson City, Tenn.
2/20-23	Samford	Georgia	Athens, Ga.
2/20-23	UMES	VMI	Lexington, Va.
2/20-21	Marshall	The Citadel	Charleston, S.C.
2/22	Army	The Citadel	Charleston, S.C.
2/20-23	Bowling Green	Western Carolina	Cullowhee, N.C.
2/20-23	Canisus	UNCG	Greensboro, N.C.
2/20-23	Valparaiso	Wofford	Spartanburg, S.C.
2/20-23	Columbia	Mercer	Macon, Ga.

SOCON PLAYERS OF THE WEEK

FEB. 16
Andrew Marble, Jr., Samford (RHP)
Noah Quarless, R-So., Western Carolina (C)

Record: 1-2 Home: 1-2 Away: 0-0 SoCon: 0-0

Player	avg	gp-gs	ab	r	h	2b	3b	hr	rbi	tb	slg%	bb	hp	so	gdp	ob%	sf	sh	sb-att	po	a	e	fld%
2 Jayden Williams	.200	3-3	10	1	2	0	0	0	0	2	.200	0	1	2	1	.273	0	0	1-1	10	0	0	1.000
25 Zach Hunt	.182	3-3	11	2	2	0	1	0	1	4	.364	0	0	3	0	.182	0	0	0-0	19	2	1	.955
21 Phillips Daniels	.167	3-3	12	2	2	1	0	0	0	3	.250	0	1	4	0	.231	0	0	0-0	18	1	0	1.000
32 TJ Anderson	.125	3-2	8	0	1	1	0	0	0	2	.250	0	0	3	1	.125	0	0	0-0	5	0	0	1.000
18 Matthew Lively	.100	3-3	10	0	1	0	0	0	2	1	.100	0	0	7	1	.100	0	1	1-1	10	0	0	1.000
29 Aryan Patel	.077	3-3	13	1	1	1	0	0	1	2	.154	0	0	3	0	.077	0	0	0-0	1	6	0	1.000
---																							
20 Christian Stratis	1.000	2-1	1	1	1	0	0	0	0	1	1.000	2	1	0	0	1.000	0	1	0-0	1	0	0	1.000
0 Miles Barbrey	.429	3-2	7	2	3	0	0	0	1	3	.429	1	0	1	0	.444	1	0	1-1	0	0	0	.000
22 Michael Gibson	.250	1-1	4	0	1	0	0	0	0	1	.250	0	0	1	0	.250	0	0	0-0	0	1	0	1.000
10 Carson Hodges	.167	3-2	6	1	1	0	0	0	0	1	.167	0	0	4	0	.167	0	0	1-1	7	1	0	1.000
1 Lane Tobin	.000	3-3	7	1	0	0	0	0	1	0	.000	0	4	3	0	.364	0	0	0-1	1	7	1	.889
4 Garrett Fulmer	.000	2-1	3	0	0	0	0	0	2	0	.000	1	0	0	0	.250	0	0	0-0	8	0	0	1.000
Totals	.163	3	92	11	15	3	1	0	8	20	.217	4	7	31	3	.250	1	2	4-5	81	23	2	.981
Opponents	.185	3	92	15	17	5	2	2	15	32	.348	19	4	25	0	.336	4	2	3-3	78	35	10	.919

LOB - Team (17), Opp (25). DPs turned - Team (1), Opp (3).

(All games Sorted by Earned run avg)

Player	era	w-l	app	gs	cg	sho	sv	ip	h	r	er	bb	so	2b	3b	hr	b/avg	wp	hp	bk	sfa	sha
11 Andrew Buffkin	0.00	0-0	1	0	0	0/0	0	4.0	1	0	0	1	0	0	0	0	.083	0	0	0	0	1
19 Bryce Coulter	1.80	0-0	1	1	0	0/0	0	5.0	2	1	1	3	2	2	0	0	.125	2	1	0	1	0
22 Michael Gibson	4.50	1-0	1	0	0	0/0	0	4.0	3	2	2	2	7	2	0	0	.200	0	1	0	0	0
23 Will Holmes	13.50	0-1	1	1	0	0/0	0	4.0	5	6	6	2	7	0	1	1	.294	2	1	0	0	0
---																						
33 CJ Van Slooten	0.00	0-0	1	0	0	0/0	0	2.0	0	0	0	1	1	0	0	0	.000	0	0	0	1	1
44 Jacob Deacon	0.00	0-0	1	0	0	0/0	0	1.1	1	0	0	2	2	0	0	0	.200	0	0	0	0	0
39 Steven Trone	0.00	0-0	1	0	0	0/0	0	0.2	0	0	0	0	1	0	0	0	.000	1	1	0	0	0
14 Stephen Platte	3.86	0-0	1	0	0	0/0	0	2.1	1	1	1	1	2	0	0	0	.125	0	0	0	0	0
35 Zane Davis	9.00	0-0	1	0	0	0/0	0	1.0	1	1	1	2	0	0	0	1	.333	0	0	0	1	0
7 Ben Brash	10.80	0-0	1	1	0	0/0	0	1.2	2	2	2	2	2	0	1	0	.286	0	0	0	0	0
12 Trip Brown	18.00	0-1	1	0	0	0/0	0	1.0	1	2	2	3	1	1	0	0	.333	1	0	0	1	0
Totals	5.00	1-2	3	3	0	0/0	0	27.0	17	15	15	19	25	5	2	2	.185	6	4	0	4	2
Opponents	2.77	2-1	3	3	0	0/0	0	26.0	15	11	8	4	31	3	1	0	.163	0	7	0	1	2

Pickoffs - Team (1), Buffkin 1. SBA/ATT - Daniels (2-2), Brash (1-1), Fulmer (1-1), Gibson (1-1), Holmes (1-1).

Player	c	po	a	e	fld%	dp	sba	csb	sba%	pb	ci
21 Phillips Daniels	19	18	1	0	1.000	1	2	0	1.000	0	0
2 Jayden Williams	10	10	0	0	1.000	0	0	0	---	0	0
18 Matthew Lively	10	10	0	0	1.000	0	0	0	---	0	0
4 Garrett Fulmer	8	8	0	0	1.000	0	1	0	1.000	0	0
10 Carson Hodges	8	7	1	0	1.000	0	0	0	---	0	0
29 Aryan Patel	7	1	6	0	1.000	0	0	0	---	0	0
32 TJ Anderson	5	5	0	0	1.000	0	0	0	---	0	0
11 Andrew Buffkin	3	0	3	0	1.000	0	0	0	---	0	0
33 CJ Van Slooten	1	0	1	0	1.000	0	0	0	---	0	0
19 Bryce Coulter	1	0	1	0	1.000	0	0	0	---	0	0
7 Ben Brash	1	1	0	0	1.000	0	1	0	1.000	0	0
22 Michael Gibson	1	0	1	0	1.000	0	1	0	1.000	0	0
20 Christian Stratis	1	1	0	0	1.000	0	0	0	---	0	0
25 Zach Hunt	22	19	2	1	.955	0	0	0	---	0	0
1 Lane Tobin	9	1	7	1	.889	0	0	0	---	0	0
23 Will Holmes	0	0	0	0	.000	0	1	0	1.000	0	0
14 Stephen Platte	0	0	0	0	.000	0	0	0	---	0	0
39 Steven Trone	0	0	0	0	.000	0	0	0	---	0	0
44 Jacob Deacon	0	0	0	0	.000	0	0	0	---	0	0
12 Trip Brown	0	0	0	0	.000	0	0	0	---	0	0
0 Miles Barbrey	0	0	0	0	.000	0	0	0	---	0	0
35 Zane Davis	0	0	0	0	.000	0	0	0	---	0	0
Totals	106	81	23	2	.981	1	3	0	1.000	0	0
Opponents	123	78	35	10	.919	3	4	1	.800	0	0

Score by innings	1	2	3	4	5	6	7	8	9	Total
The Citadel	0	4	0	0	2	0	0	3	2	11
Opponents	0	2	2	3	3	1	1	2	1	15

Record when ...

Overall	1-2	After 6 leading	1-1
Conference	0-0	..... trailing	0-1
Non-Conference	1-2	..... tied	0-0
Home games	1-2	After 7 leading	1-0
Away games	0-0	..... trailing	0-1
Neutral site	0-0	..... tied	0-1
Day games	1-2	After 8 leading	1-0
Night games	0-0	..... trailing	0-2
vs Left starter	0-0	..... tied	0-0
vs Right starter	1-2		
1-Run games	1-1	Hit 0 home runs	1-2
2-Run games	0-0	... 1 home run	0-0
5+Run games	0-0	... 2+ home runs	0-0
Extra innings	0-0		
Shutouts	0-0	Opponent 0 home runs	1-1
		..... 1 home run	0-0
Scoring 0-2 runs	0-0	..... 2+ HRs	0-1
..... 3-5 runs	1-2		
..... 6-9 runs	0-0	Made 0 errors	0-1
..... 10+ runs	0-0	.... 1 error	1-1
		.... 2+ errors	0-0
Opponent 0-2 runs	0-0		
..... 3-5 runs	1-1	Opp. made 0 errors	0-0
..... 6-9 runs	0-1	..... 1 error	0-0
..... 10+ runs	0-0	..... 2+ errors	1-2
Scored in 1st inning	0-0	Out-hit opponent	0-1
Opp. scored in 1st	0-0	Out-hit by opponent	0-1
Scores first	1-0	Hits are tied	1-0
Opp. scores first	0-2		

Record when team scores:

Runs	0	1	2	3	4	5	6	7	8	9	10+
W-L	0-0	0-0	0-0	0-1	1-1	0-0	0-0	0-0	0-0	0-0	0-0

Record when opponent scores:

Runs	0	1	2	3	4	5	6	7	8	9	10+
W-L	0-0	0-0	0-0	1-0	0-0	0-1	0-0	0-1	0-0	0-0	0-0

Record when leading after:

Inn.	1	2	3	4	5	6	7	8
W-L	0-0	1-0	1-0	1-0	1-1	1-1	1-0	1-0

Record when trailing after:

Inn.	1	2	3	4	5	6	7	8
W-L	0-0	0-0	0-1	0-1	0-1	0-1	0-1	0-2

Record when tied after:

Inn.	1	2	3	4	5	6	7	8
W-L	1-2	0-2	0-1	0-1	0-0	0-0	0-1	0-0

Current losing streak: 1
Longest winning streak: 1
Longest losing streak: 1

Home attendance : 1949 (3 dates avg = 649)
Away attendance : 0 (0 dates avg = 0)
Total attendance: 1949 (3 dates avg = 649)

Multiple Hit Games	2	3	4	5+	Total
25 Zach Hunt	1	-	-	-	1
TEAM	1	0	0	0	1

Multiple RBI Games	2	3	4	5+	Total
18 Matthew Lively	1	-	-	-	1
TEAM	1	0	0	0	1

Hitting Streaks	Longest	Current
0 Miles Barbrey	3	3
2 Jayden Williams	2	2
32 TJ Anderson	1	-
22 Michael Gibson	1	1
10 Carson Hodges	1	1
25 Zach Hunt	1	1
29 Aryan Patel	1	-
20 Christian Stratis	1	1
21 Phillips Daniels	1	1
18 Matthew Lively	1	-

Reached Base Streaks	Longest	Current
1 Lane Tobin	3	3
0 Miles Barbrey	3	3
20 Christian Stratis	2	2
2 Jayden Williams	2	2
32 TJ Anderson	1	-
18 Matthew Lively	1	-
21 Phillips Daniels	1	1
29 Aryan Patel	1	-
22 Michael Gibson	1	1
10 Carson Hodges	1	1
4 Garrett Fulmer	1	1
25 Zach Hunt	1	1

Starting Lineup By Position
(Team W-L record when starter)

PITCHER:		
19 Bryce Coulter	1	(1-0)
23 Will Holmes	1	(0-1)
7 Ben Brash	1	(0-1)
CATCHER:		
21 Phillips Daniels	2	(1-1)
4 Garrett Fulmer	1	(0-1)
FIRST BASE:		
25 Zach Hunt	3	(1-2)
SECOND BASE:		
10 Carson Hodges	2	(1-1)
29 Aryan Patel	1	(0-1)
THIRD BASE:		
29 Aryan Patel	2	(1-1)
21 Phillips Daniels	1	(0-1)
SHORTSTOP:		
1 Lane Tobin	3	(1-2)
LEFT FIELD:		
32 TJ Anderson	2	(1-1)
20 Christian Stratis	1	(0-1)
CENTER FIELD:		
18 Matthew Lively	3	(1-2)
RIGHT FIELD:		
2 Jayden Williams	3	(1-2)
DESIGNATED HITTER:		
0 Miles Barbrey	2	(1-1)
22 Michael Gibson	1	(0-1)

Starting Lineup By Lineup Spot
(Team W-L record when starter)

LEADOFF:		
29 Aryan Patel	2	(1-1)
2 Jayden Williams	1	(0-1)
2ND SPOT:		
21 Phillips Daniels	2	(1-1)
29 Aryan Patel	1	(0-1)
3RD SPOT:		
32 TJ Anderson	2	(1-1)
21 Phillips Daniels	1	(0-1)
CLEANUP:		
25 Zach Hunt	3	(1-2)
5TH SPOT:		
0 Miles Barbrey	2	(1-1)
10 Carson Hodges	1	(0-1)
6TH SPOT:		
22 Michael Gibson	1	(0-1)
20 Christian Stratis	1	(0-1)
10 Carson Hodges	1	(1-0)
7TH SPOT:		
1 Lane Tobin	2	(1-1)
4 Garrett Fulmer	1	(0-1)
8TH SPOT:		
18 Matthew Lively	2	(1-1)
1 Lane Tobin	1	(0-1)
9TH SPOT:		
2 Jayden Williams	2	(1-1)
18 Matthew Lively	1	(0-1)

STARTERS SUMMARY

		Position											Batting Order								
Player	GS	p	c	1b	2b	3b	ss	lf	cf	rf	of	dh	1st	2nd	3rd	4th	5th	6th	7th	8th	9th
2 Jayden Williams	3	.	.	.	.	.	.	.	.	3	.	.	1	.	.	.	.	.	.	.	2
1 Lane Tobin	3	.	.	.	.	.	3	.	.	.	.	.	.	.	.	.	.	.	2	1	.
29 Aryan Patel	3	.	.	.	1	2	.	.	.	.	.	.	2	1	.	.	.	.	.	.	.
21 Phillips Daniels	3	.	2	.	.	1	.	.	.	.	.	.	.	2	1	.	.	.	.	.	.
25 Zach Hunt	3	.	.	3	.	.	.	.	.	.	.	.	.	.	.	3	.	.	.	.	.
18 Matthew Lively	3	.	.	.	.	.	.	.	3	.	.	.	.	.	.	.	.	.	.	2	1
0 Miles Barbrey	2	.	.	.	.	.	.	.	.	.	.	2	.	.	.	.	2	.	.	.	.
32 TJ Anderson	2	.	.	.	.	.	.	2	.	.	.	.	.	.	2	.	.	.	.	.	.
10 Carson Hodges	2	.	.	.	2	.	.	.	.	.	.	.	.	.	.	.	1	1	.	.	.
22 Michael Gibson	1	.	.	.	.	.	.	.	.	.	.	1	.	.	.	.	.	1	.	.	.
7 Ben Brash	1	1	.	.	.	.	.	.	.	.	.	.	.	.	.	.	.	.	.	.	.
19 Bryce Coulter	1	1	.	.	.	.	.	.	.	.	.	.	.	.	.	.	.	.	.	.	.
23 Will Holmes	1	1	.	.	.	.	.	.	.	.	.	.	.	.	.	.	.	.	.	.	.
20 Christian Strati	1	.	.	.	.	.	.	1	.	.	.	.	.	.	.	.	.	1	.	.	.
4 Garrett Fulmer	1	.	1	.	.	.	.	.	.	.	.	.	.	.	.	.	.	.	1	.	.

Batting (All games)

Date	Opponent	ab	r	h	rbi	2b	3b	hr	tb	bb	ibb	sb	cs	hbp	sac	sf	gdp	k	po	a	e	lob	avg
Feb 13	LIBERTY	31	3	4	2	2	0	0	6	1	0	0	0	2	1	0	2	12	27	9	1	5	.129
Feb 14	LIBERTY	28	4	5	3	1	0	0	6	0	0	3	1	2	0	0	1	8	27	6	1	2	.153
Feb 15	LIBERTY	33	4	6	3	0	1	0	8	3	0	1	0	3	1	1	0	11	27	8	0	10	.163
Totals		92	11	15	8	3	1	0	20	4	0	4	1	7	2	1	3	31	81	23	2	17	.163

2026 The Citadel Baseball
Team Game-by-Game for The Citadel (as of Feb 17, 2020)
Pitching (All games)

Date	Opponent	ip	h	r	er	bb	so	2b	3b	hr	wp	bk	hbp	dp	ibb	score	w-l	sv	era
Feb 13	LIBERTY	9.0	7	7	7	5	7	0	1	2	2	0	1	0	0	3-7	0-1	0	7.00
Feb 14	LIBERTY	9.0	5	3	3	5	9	4	0	0	2	0	2	1	0	4-3	1-1	0	5.00
Feb 15	LIBERTY	9.0	5	5	5	9	9	1	1	0	2	0	1	0	0	4-5	1-2	0	5.00
Totals		27.0	17	15	15	19	25	5	2	2	6	0	4	1	0	11-15	1-2	0	5.00