



ARMY WEST POINT BASEBALL

GAME NOTES

SERIES INFORMATION

Dates: Feb. 13-15
Times (ET): 4:00 p.m., 2:00 p.m. & 12 p.m.
TV: ACCNX
All-Time Series: Series tied, 0-0
Last Meeting: N/A

2026 SCHEDULE AND RESULTS

FEBRUARY

13	at No. 19 Clemson	ACCN	4:00 p.m.
14	at No. 19 Clemson	ACCN	2:00 p.m.
15	at No. 19 Clemson	ACCN	12:00 p.m.
20	at South Carolina	ESPN	2:00 p.m.
21	vs. Air Force ^		5:00 p.m.
22	at The Citadel	ESPN	1:00 p.m.
27	at Queens		6:00 p.m.
28	at Queens		2:00 p.m.

MARCH

1	at Queens		12:00 p.m.
3	ST. PETERS	ESPN	3:35 p.m.
6	at VCU		1:30 p.m.
7	at VCU		1:00 p.m.
8	at VCU		1:00 p.m.
10	MERRIMACK	ESPN	3:35 p.m.
11	MERRIMACK	ESPN	3:35 p.m.
13	HOLY CROSS #	ESPN	4:05 p.m.
14	HOLY CROSS #	ESPN	2:05 p.m.
15	HOLY CROSS #	ESPN	1:05 p.m.
17	UALBANY	ESPN	3:35 p.m.
18	UMASS	ESPN	3:35 p.m.
21	at Lafayette #	ESPN	TBD
21	at Lafayette #	ESPN	TBD
22	at Lafayette #	ESPN	TBD
27	NAVY #*	ESPN	4:05 p.m.
28	NAVY #*	ESPN	2:05 p.m.
29	NAVY #*	ESPN	1:05 p.m.
31	CORNELL	ESPN	3:35 p.m.

APRIL

4	at Holy Cross #		TBD
4	at Holy Cross #		TBD
5	at Holy Cross #		TBD
7	at Fairfield		3:00 p.m.
10	at Lehigh #		TBD
11	at Lehigh #		TBD
11	at Lehigh #		TBD
12	at Lehigh #		TBD
14	WAGNER	ESPN	3:35 p.m.
17	BUCKNELL #	ESPN	3:35 p.m.
18	BUCKNELL #	ESPN	2:05 p.m.
18	BUCKNELL #	ESPN	TBD
19	BUCKNELL #	ESPN	1:05 p.m.
21	MARIST	ESPN	4:05 p.m.
25	BUCKNELL #	ESPN	12:00 p.m.
25	BUCKNELL #	ESPN	TBD
26	BUCKNELL #	ESPN	1:00 p.m.
28	LIU	ESPN	4:05 p.m.

MAY

2	at Navy #	ESPN	1:00 p.m.
3	at Navy #	ESPN	1:00 p.m.
3	at Navy #	ESPN	TBD
9-10	PL Semifinals &	ESPN	TBD
16-18	PL Championship &	ESPN	TBD

All times Eastern

BOLD INDICATES HOME GAME

^ - at Founders Park in Columbia, S.C.

- Patriot League Regular Season Game

* - Star Series presented by USAA, also a Patriot League Regular Season Game

THE MATCHUP

Clemson, S.C. | Doug Kingsmore Stadium



Army: 0-0, 0-0 Patriot League

Head Coach: **Chris Tracz** (3rd Season)

Last Season: 25-25, 14-11 Patriot League, 2nd at PL Tournament



No. 19 Clemson: 0-0, 0-0 ACC

Head Coach: **Erik Bakich** (4th Season)

Last Season: 45-18, 18-12 ACC, NCAA Clemson Regional

PROBABLE STARTING PITCHERS



Friday
#12 Andrew Berg
0-0, 0.00 ERA



Saturday
#39 Robbie Penswick
0-0, 0.00 ERA



Sunday
TBD

COMPARISON ENTERING SERIES (2025 STATS)

	.279	.788	321	458	112	12	25	296	210	355	85-103	.970
	AVG	OPS	R	H	2B	3B	HR	RBI	BB	K	SB-AT	FLD%
	.278	.854	446	569	107	11	73	408	359	584	85-101	.973
	5.28	1.60	25-25	4	414.0	449	284	243	213	329	37	.274
	ERA	WHIP	W-L	CG	IP	H	R	ER	BB	K	HR	B/AVG
	5.09	1.39	45-18	0	548.1	528	357	310	233	576	81	.253

LEADING OFF

- Army and opens the 2026 season with a three-game series at Clemson Feb. 13-15
- The Black Knights will play each of their first nine games in the Carolinas.
- Army opens the season with a Power 4/5 foe for the first time since 2020, when the program faced Duke in Durham. Army won the season-opener 2-1, but fell in the series.
- The weekend series will serve as the programs' first-ever meetings.
- Head Coach Chris Tracz's team last faced an ACC team in 2024, falling 4-2 to Georgia Tech at the NCAA Athens Regional.
- Army fell to Holy Cross in the 2025 Patriot League Championship Series.

LAST LINEUP IN 2025 (RETURNERS IN BOLD)

POS.	NAME	BB-K	AVG	OPS	HR	SB-ATT
2B	#15 Chris Barr	27-28	.308	.835	3	32-26
CF	#27 Addison Ainsworth	33-31	.293	.862	5	10-13
LF	#27 William Parker	18-37	.301	.891	6	11-15
P/DH	#33 Justin Lehman	18-25	.316	.852	1	1-1
C	#19 Jack Quinlan	17-32	.319	.982	5	1-2
1B	#6 Michael Delph	10-15	.233	.680	0	0-0
RF	#4 Zac Farrell	11-24	.198	.617	2	14-15
3B	#3 Coleson Titus	20-33	.223	.624	0	11-13
SS	#32 Thomas Schreck	24-35	.335	.943	3	2-3

NUMBERS TO KNOW

4

Army has won four consecutive season openers.

9

Army's first nine games of 2026 are in the Carolinas.

7

Army has made seven consecutive league finals.

13-TIME PATRIOT LEAGUE CHAMPIONS



QUICK FACTS

GENERAL INFORMATION

School..... United States Military Academy
Location West Point, N.Y.
Enrollment..... 4,400
Founded..... March 16, 1802
Nickname..... Black Knights
Colors..... Black, Gold and Gray
Conference..... Patriot League
Stadium..... Johnson Stadium at Doubleday Field
Seating Capacity..... 880
Outfield Dimensions..... LF - 327, LC - 370, CF - 400, RC - 375, RF - 327
Superintendent..... Lt. Gen. Steven Gilland (USMA, 1990)
Athletic Director..... Tom Theodorakis (Syracuse, '06 / N. Colorado, '08)

ATHLETIC COMMUNICATIONS INFORMATION

Mailing Address..... Army West Point Athletics
639 Howard Rd., West Point, N.Y. 10996

Baseball Contact..... Austin Pert
Phone..... 615-473-3744
E-mail..... austin.pert@westpoint.edu
Athletics Website..... goarmywestpoint.com
Twitter..... @ArmyWP_Baseball
Instagram..... @armywp_baseball
Facebook..... Army West Point Athletics
YouTube..... Army West Point Athletics

COACHES AND STAFF

Head Coach..... Chris Tracz (Marist, '05)
Record at Army..... 94-66 (.588) / 4th season
Overall Record..... 412-350-2 (.541) / 17th season
Associate Head Coach..... Mike Cole (Vermont, '02) / 4th season
Assistant Coach..... John Sheehan (William & Mary, '14)
..... 3rd season
Assistant Coach..... Dylan Hoy (Marist, '23 / Louisville, '25)
..... 1st season
Athletic Trainer..... Neely McGinty (Towson, '23 / North Carolina '25)
S&C Coach..... Kenna Minnici (Alabama '11)
Head Officer Representative..... Col. Matt Dabkowski (USMA, '97)
Sport Administrator..... Dan McCarthy, PhD (USMA, '90)

PROGRAM HISTORY

First Year of Baseball..... 1890
All-Time Record..... 1922-1594-41
Patriot League Tournament Titles..... 13
Patriot League Regular Season Titles..... 12
NCAA Regional Appearances..... 12
NCAA Play-In Series Appearances..... 1
NCAA Tournament Record..... 5-26

TEAM INFORMATION

2025 Record..... 25-25, 14-11 Patriot League
2025 Postseason..... Patriot League Championship Series
Starting Position Players from 2025 Returning (Lost)..... 7 (2)
Starting Pitchers from 2025 Returning (Lost)..... 1 (2)
2026 Total Players (Pitchers)..... 38 (21)
2026 Total Returners (Pitchers)..... 25 (14)
2026 Total Newcomers (Pitchers)..... 13 (7)
2025 Graduating Class (Pitchers)..... 11 (7)
2026 Captains..... Chris Barr and William Parker

CLASS OF 2026 SERVICE ASSIGNMENTS

Addison Ainsworth..... Field Artillery
Andrew Berg..... Logistics
Chris Barr..... Infantry
Jared Cohen (MGR)..... Infantry
Ethan Ellis ('25 BSB Sr.)..... Military Intelligence
Zak Farrell..... Field Artillery
Carter Hewitt..... Infantry
Jack Morken ('25 BSB Sr.)..... Infantry
William Parker..... Infantry
Jack Quinlan..... Infantry
Thomas Schreck..... Aviation
Billy Steele (MGR)..... Infantry

MEDIA INFORMATION

CREDENTIALS

Media credentials will be issued to members of the working media only. Children and other non-workers will be prohibited. Requests for credentials should be made by calling or emailing Austin Pert at least 24 hours before the game or series. Unless directed otherwise, Army Baseball will not have physical credentials. Please simply arrive and present yourself to Austin Pert on gameday.

Space in the baseball press box is limited. The stands remain open for all working media members if press box seating is not available. All press materials will be available regardless of where media members are seated.

INTERVIEW POLICY

Army Head Coach Chris Tracz and cadet-athletes will be available on request, both after games and on non-game days. All plans to request a postgame interview must be conveyed to Austin Pert when contacting him about covering the game. Please do not request postgame interviews during the game if you have not informed Pert of your attendance ahead of the game.

PHOTOGRAPHERS/VIDEOGRAPHERS

Photographers and videographers are permitted in the dugouts only in the camera well in each dugout. Photographers and videographers are permitted to shoot from the stands as well as behind the walls in foul territory.

The Army Baseball broadcast is produced from inside and above press box.

PHOTO REQUESTS

Media members may request photos from the athletic communications office by contacting Austin Pert. All photos used that are obtained from Army Athletics must be credited.

BROADCAST INFORMATION

All Army Baseball home games will be broadcast on ESPN+ unless noted otherwise. Road broadcasts are at the discretion of the home team.

INFORMATION DISTRIBUTION

The Army Baseball press box is for working members of the media only. The press box includes space for working members of the press, team representatives, the public address announcer, the stat inputter, the trackman operator and the scoreboard operator.

Updated lineups, game notes and team rosters will be available in the press box at each home game. A final box score will be distributed at the completion of each game. Sidearm live stats links for each game are available publicly. An official scorer is assigned to all home games, and Austin Pert will keep media informed of all scoring decisions, notable facts and records.

Game notes will also be made public at GoArmyWestPoint.com/ Baseball roughly 24 hours before each series or midweek game.

WEBSITE INFORMATION

All Army Baseball materials, including record books, game notes, stats and game recaps can be accessed at GoArmyWestPoint.com/ Baseball.

INTERNET/WIFI

ODIA2 is the WiFi network at Doubleday Field.



GAME NOTES



2026 ARMY BASEBALL ROSTER

#	NAME	POS.	HT.	B/T	WT.	YR.	HOMETOWN / HIGH SCHOOL (PREVIOUS SCHOOL)	#	NAME
1	Mark Abell	INF/RHP	5-10	L/R	185	Jr.	Evans, Ga. / Greenbrier	1	Abell, Mark
2	David Dubrule	INF	6-0	R/R	170	Fr.	Venice, Fla. / Venice	27	Ainsworth, Addison
3	Jake Pineda	C	5-11	L/R	175	Fr.	Centerville, Texas / Centerville	28	Andrzejewski, Paul
4	Zac Farrell	OF	5-9	R/R	180	Sr.	Carlsbad, Calif. / San Marcos	38	Ates, Trey
5	Carter Hewitt	INF	6-2	R/R	200	Sr.	Jupiter, Fla. / The McCallie School	15	Barr, Chris
6	Michael Delph	1B/RHP	6-2	L/R	205	So.	Knoxville, Tenn. / Farragut	12	Berg, Andrew
7	Kaden Youmans	RHP	5-9	R/R	175	So.	Thousand Oaks, Calif. / Westlake	29	Calvo, Walker
8	Kevin Reavey	RHP	6-3	R/R	205	So.	Havertown, Pa. / The Haverford School	31	Cicale, Nick
9	Mason Scott	INF	6-3	R/R	190	Fr.	Greenwood Village, Colo. / Cherry Creek	33	Connor, Cole
10	Josiah Overbeek	1B/RHP	6-4	L/R	230	Fr.	Weatherford, Texas / Anderson (USMAPS)	11	Craig, JT
11	JT Craig	OF	6-1	R/R	225	So.	Phoenix, Ariz. / Brophy College Preparatory (USMAPS)	6	Delph, Michael
12	Andrew Berg	RHP	6-0	R/R	210	Sr.	Conroe, Texas / Conroe	41	Donecea, Max
13	Bennie Franquiz	INF	5-9	L/R	160	Fr.	Mount Sinai, N.Y. / Mount Sinai	2	Dubrule, David
15	Chris Barr	INF	5-11	S/R	180	Sr.	Sarasota, Fla. / Riverview	4	Farrell, Zac
16	Ryan Webber	INF	6-0	R/R	175	Fr.	Yardley, Pa. / Pennsbury	13	Franquiz, Bennie
17	Ian Standlee	RHP	6-2	R/R	205	So.	Tomball, Texas / Klein Cain	5	Hewitt, Carter
18	Joe Vaccarella	RHP	6-4	L/R	210	Fr.	Mickleton, N.J. / PDG Academy	40	Kalarickal, Noah
19	Jack Quinlan	C	5-11	R/R	185	Sr.	Sayville, N.Y. / Sayville	22	Leahy, William
21	Sean Newton	RHP	6-5	R/R	235	So.	St. Petersburg, Fla. / Osceola Fundamental	23	McGlone, Max
22	William Leahy	LHP	5-10	L/L	150	Fr.	Henderson, N.C. / Heritage	25	McKillop, John
23	Max McGlone	C	6-0	R/R	210	Jr.	Doylestown, Pa. / Central Bucks West	28	Neal, Andy
24	Paul Andrzejewski	INF	6-1	R/R	190	Jr.	Huntsville, Ala. / St. John Paul II Catholic	21	Newton, Sean
25	John McKillop	1B	6-3	L/R	215	So.	Charlotte, N.C. / Charlotte Catholic	10	Overbeek, Josiah
26	William Parker	OF	6-2	R/R	215	Sr.	Hopedale, Mass. / Hopedale	45	Oxios, John
27	Addison Ainsworth	OF	6-0	L/R	202	Sr.	Baton Rouge, La. / Catholic (Avon Old Farms)	26	Parker, William
28	Andy Neal	C	5-11	R/R	205	Jr.	Grapevine, Texas / Grapevine Faith Christian School	39	Penswick, Robbie
29	Walker Calvo	RHP	6-3	R/R	205	So.	Fullerton, Calif. / La Mirada	3	Pineda, Jake
30	Jakob Vanderhave	RHP	6-0	R/R	195	Jr.	Charlotte, N.C. / Charlotte Country Day School	19	Quinlan, Jack
31	Nick Cicale	C	6-2	R/R	190	Fr.	Arnold, Md. / Broadneck	44	Ramirez, Anthony
32	Thomas Schreck	INF	5-9	R/R	180	Sr.	Needville, Texas / Needville (New Mexico JC)	8	Reavey, Kevin
33	Cole Connor	RHP	6-1	R/R	188	Fr.	Baton Rouge, La. / University Lab (USMAPS)	32	Schreck, Thomas
35	Adam Ujljie	RHP	6-2	R/R	175	Fr.	Tustin, Calif. / Foothill	9	Scott, Mason
38	Trey Ates	RHP	6-1	R/R	200	Sr.	Dallas, Texas / Lake Highlands (Paris JC)	17	Standlee, Ian
39	Robbie Penswick	RHP	6-2	L/R	200	Jr.	Plymouth, Mass. / Sturgis East	35	Ujljie, Adam
40	Noah Kalarickal	RHP	6-2	R/R	225	Fr.	Milton, Ga. / Cheshire Academy	18	Vaccarella, Joe
41	Max Donecea	LHP	5-11	L/L	170	Fr.	Northport, N.Y. / Northport	30	Vanderhave, Jakob
44	Anthony Ramirez	RHP	6-0	R/R	205	So.	Deer Park, Texas / Deer Park	16	Webber, Ryan
45	John Oxios	RHP	5-11	R/R	185	Jr.	Miami, Fla. / Coral Reef Senior	7	Youmans, Kaden

COACHING AND SUPPORT STAFF

Head Coach	Chris Tracz (Marist, '05), 4th Season
Associate Head Coach (Hitting)	Mike Cole (Vermont, '02), 4th Season
Assistant Coach (Pitching)	John Sheehan (William & Mary, '14), 3rd Season
Assistant Coach	Dylan Hoy (Marist, '23 / Louisville, '25), 1st Season
Sport Administrator	Dan McCarthy, PhD (USMA, '90)
Officer Representative	Col. Matt Dabkowski (USMA, '97)
Athletic Communications	Austin Pert (Miami [FL], '21)
Athletic Trainer	Neely McGinty (Towson, '23 / North Carolina '25)
S&C Coach	Kenna Minnici (Alabama, '18)

IN-GAME COACHING DUTIES

Pitching Changes	Tracz
Mound Visits	Tracz and Sheehan
First Base	Hoy
Third Base	Cole

PRONUNCIATIONS

#1 Mark Abell - A-bell	#30 Jakob Vanderhave - Jacob vander-HAEV
#2 David Dubrule - da-BRULE	#31 Nick Cicale - si-CALI
#3 Jake Pineda - pin-AE-da	#32 Thomas Schreck - SHREK
#4 Zac Farrell - FARE-ul	#35 Adam Ujljie - oo-GEE-ay
#5 Carter Hewitt - HEW-it	#38 Trey Ates - EIGHTS
#6 Michael Delph - Delf	#39 Robbie Penswick - PENS-wick
#7 Kaden Youmans - YOU-mans	#40 Noah Kalarickal - cal-ugh-RICK-ul
#8 Kevin Reavey - REE-vee	#41 Max Donecea - don-ugh-SEE-ugh
#13 Bennie Franquiz - FRANK-quiz	#45 John Oxios - ox-EE-os
#17 Ian Standlee - STAND-lee	Chris Tracz - Traz
#18 Joe Vaccarella - VACK-ka-rella	John Sheehan - SHE-in
#19 Jack Quinlan - QWIN-lin	Dylan Hoy - H-rhymes with boy
#23 Max McGlone - mc-GLONE	
#24 Paul Andrzejewski - an-dri-JUICE-ski	
#25 John McKillop - mc-KILL-ip	
#27 Addison Ainsworth - AINS-worth	
#29 Walker Calvo - CAL-vo	

ROSTER BREAKDOWN

BY CLASS Freshman/Plebe (13) #2 David Dubrule #3 Jake Pineda #9 Mason Scott #10 Josiah Overbeek #13 Bennie Franquiz #16 Ryan Webber #18 Joe Vaccarella #22 William Leahy #31 Nick Cicale #33 Cole Connor #35 Adam Ujljie #40 Noah Kalarickal #41 Max Donecea	BY POSITION RHPs (19) #1 Mark Abell #6 Michael Delph #7 Kaden Youmans #8 Kevin Reavey #10 Josiah Overbeek #12 Andrew Berg #17 Ian Standlee #18 Joe Vaccarella #21 Sean Newton #24 Paul Andrzejewski #29 Walker Calvo #30 Jakob Vanderhave #33 Cole Connor #35 Adam Ujljie #38 Trey Ates #39 Robbie Penswick #40 Noah Kalarickal #44 Anthony Ramirez #45 John Oxios	BY STATE Alabama (1) #24 Paul Andrzejewski Arizona (1) #11 JT Craig California (4) #4 Zac Farrell #7 Kaden Youmans #29 Walker Calvo #35 Adam Ujljie Colorado (1) #9 Mason Scott Florida (5) #2 David Dubrule #5 Carter Hewitt #15 Chris Barr #21 Sean Newton #45 John Oxios Georgia (2) #1 Mark Abell #40 Noah Kalarickal Louisiana (2) #27 Addison Ainsworth #33 Cole Connor Maryland (1) #31 Nick Cicale Massachusetts (2) #26 William Parker #39 Robbie Penswick New Jersey (1) #18 Joe Vaccarella New York (3) #13 Bennie Franquiz #19 Jack Quinlan #41 Max Donecea North Carolina (3) #22 William Leahy #25 John McKillop #30 Jakob Vanderhave Pennsylvania (3) #16 Ryan Webber #23 Max McGlone #8 Kevin Reavey Tennessee (1) #6 Michael Delph	Texas (8) #3 Jake Pineda #10 Josiah Overbeek #12 Andrew Berg #17 Ian Standlee #28 Andy Neal #32 Thomas Schreck #38 Trey Ates #44 Anthony Ramirez
--	--	--	---



HEAD COACH CHRIS TRACZ



Chris Tracz was named the 19th head coach in the 133-year history of the Army baseball program July 27, 2022. Upon three seasons at the helm, Tracz is 94-66 overall.

Tracz won his 400th career game as a Division I Head coach April 6, 2025. The Black Knights would go on to defeat Navy in the Patriot League Semifinal Series later in the season, sweeping a pair of games May 11 in Annapolis, including a 6-5, 10-inning win in Game 3 of the series.

Despite losing key hitters Derek Berg, Sam Ruta and Braden Golinski in the 2024-25 offseason, Tracz's club improved its batting average from '24 in '25, from .274 to .279.

In 2025, RHP Andrew Berg, INF Thomas Schreck, OF/INF Chris Barr and OF William Parker were each named to the Patriot League All-Conference First Team, while OF Addison Ainsworth and C Jack Quinlan each earned Second Team accolades. Quinlan was also a Buster Posey Award semifinalist among the nation's top collegiate catchers.

Berg earned all-league honors after transitioning from a bullpen role to a member of the starting rotation. Meanwhile, Schreck improved his batting average from .210 to .335 in 2025.

In 2025, Justin Lehman proved to be one of the country's top two-way players, being named the John Olerud Two-Way Player of the Week May 13 and a finalist for the John Olerud Two-Way Player of the Year. In a season highlighted by a 142-pitch, seven inning win at Navy in Game 2 of the Patriot League Semifinals, Lehman finished the season with a 4.02 ERA and a .316 ERA. The senior also batted a blistering .524 in the postseason while recording a 1.32 postseason ERA across 13.2 innings.

In 2024, Tracz led the Black Knights

to their sixth consecutive Patriot League Tournament Championship and NCAA Regional Appearance, with a berth in the NCAA Athens Regional. Earlier in the year, Army won the Baseball Star Series over Navy for the third consecutive season, with a dramatic rubber matchup victory April 28 off a Chris Barr walk-off base hit. The club then went on to defeat the Midshipmen two games to none in the best-of-three Patriot League Championship Series May 19-20.

Army was 5-2 against Navy in 2024, and also knocked off Air Force 13-2 on March 2 in Sugar Land, Texas.

The Black Knights boasted the Patriot League Pitcher of the Year in Justin Lehman, highlighted by his nine-inning, complete-game shut-out win over Navy April 26.

Lehman and fellow starting pitcher Matthew Ronnebaum earned First Team Patriot League All-Conference honors, along with relief pitcher Andrew Berg, catcher Derek Berg and outfielder William Parker. Outfielder Braden Golinski and third baseman Sam Ruta also claimed All-Conference Second Team accolades.

The North Branford, Conn. native led Army to a 38-18 record in 2023 and a 21-4 Patriot League regular season mark. Highlights from the year included a series win over Air Force, a series win at NCAA Regional finalist Charlotte and a season series sweep over Navy. The Black Knights earned an NCAA Tournament appearance at the Charlottesville Regional.



THE TRACZ FILE

BORN

March 24, 1982
North Branford, Connecticut

COACHING CAREER

06-08 Marist (Pitching Coach)
09 Army (Pitching Coach)
10-22 Marist
23- Army

PLAYING CAREER

01-05 Marist
02-03 Falmouth Commodores

YEAR	SCHOOL	W-L
2010	Marist	33-22
2011	Marist	35-17
2012	Marist	25-25
2013	Marist	27-24-1
2014	Marist	17-32
2015	Marist	19-27-1
2016	Marist	23-28
2017	Marist	32-23
2018	Marist	27-23
2019	Marist	27-26
2020	Marist	3-9
2021	Marist	18-11
2022	Marist	29-17
2023	Army	38-16
2024	Army	31-23
2025	Army	25-25
2026	Army	0-0

Marist	Total	318-284-2 (.528)
Army	Total	94-66 (.588)
Career	Total	412-350-2 (.541)

CHAMPIONSHIPS

MAAC Tournament ('17)
2x Patriot Tournament ('23, '24)
2x Patriot regular season ('23, '24)

AWARDS

2x MAAC Pitcher of the Year (2002, 2005)
MAAC Coach of the Year (2022)
PL Coach of the Year (2023)

TRACZ IN THE POSTSEASON

2010	MAAC Tour.
2011	
2012	
2013	MAAC Tour.
2014	
2015	MAAC Tour.
2016	MAAC Tour.
2017	NCAA Regional
2018	MAAC Tour.
2019	MAAC Tour.
2020	(COVID)
2021	MAAC Tour.
2022	MAAC Tour.
2023	NCAA Regional
2024	NCAA Regional
2025	PL Tour.

Bold denotes conference tournament title



ARMY OVER THE TRACZ ERA

Overall	94-66
Home	47-16
Away	40-39
Neutral	7-9
PL Regular Season	51-23
PL Tournament	10-5
Day	89-60
Night (5pm or later)	5-6
More than one full game	47-21
Fewer than nine innings	33-12
Extra innings	6-2
Walk-offs	5-8
One-run games	17-21
Scoring six or more runs	72-17
Allowing two or fewer runs	42-5
LHP starts	1-0
RHP starts	93-66
Opposing LHP starts	17-11
Opposing RHP starts	77-55
Starter goes 5.0 + IP	58-32
February	9-11
March	28-28
April	38-16
May	18-8
June	0-3
Monday	8-2
Tuesday	5-3
Wednesday	10-4
Thursday	0-0
Friday	15-15
Saturday	24-24
Sunday	35-17
Leading after seven	82-6
Leading after eight	57-1



HEAD COACH CHRIS TRACZ



Army also set a program single-season record in home runs (74) in 2023.

Tracz oversaw the development of C/1B Ross Freidrick, who signed a minor league free agent deal with the St. Louis Cardinals after the 2023 season. One year later, seniors Derek Berg, Ruta and Tanner Greshman also earned professional free agent opportunities with the Pittsburgh Pirates, Kansas City Royals and Philadelphia Phillies.

Before Army, Tracz spent 13 seasons (2010-22) as the head coach at Marist College (Poughkeepsie, N.Y.), totaling a win-loss record of 315-282-2 (.526), and a Metro Atlantic Athletic Conference coaching record of 170-117 (.592), Marist's all-time winningest coach. In his final season at Marist, he led the Red Foxes to a 29-15 record, finishing second in the MAAC, tying for its most regular season wins since 2017, the same year the Red Foxes won the MAAC Tournament and advanced to the NCAA Baseball Championship Gainesville Regional. Tracz also led the Red Foxes to a nation's-best 11 game win streak at the end of the 2022 season. He was named MAAC Coach of the Year for the first time in his career.

In his time as head coach at Marist, Tracz has produced eight MLB Draft picks, one All-American, three MAAC Pitchers of the Year, eight First Team All-MAAC Selections, 18 Second Team All-MAAC Selections, 101 MAAC All-Academic honorees and six CoSIDA Academic All-District Selections.

This marks Tracz's second stint with the Black Knights, as he served as an assistant coach during the 2009 season, helping the Army pitching staff lead the Patriot League in six statistical categories including wins, ERA, shutouts, complete games, strikeouts and saves en route to a Patriot League championship.

An accomplished pitcher at Marist himself, Tracz was a three-time captain (2003, 2004, 2005), a Two-Time First Team All-Region selection and appeared in three NCAA Tournaments (2001, 2002, 2005). He compiled a career record of 38-9 with an ERA of 3.13 while striking out 298 batters in 399.2 innings. Tracz also spent the summers of 2002 and 2003 in the Cape Cod Baseball League with the Falmouth Commodores.

Following his playing career, Tracz got his first coaching job as an assistant at Marist from 2006-08.





2025 TEAM LEADERS

BATTING (min. 2 Plate App/Game)

Category	Player	Value
AVG	Schreck	.335
OPS	Schreck	.982
SLG	Schreck	.556
OBP	Schreck	.449
Runs	Barr	44
Runs	Barr	64
Doubles	Parker	15
Triples	Barr	5
Home Runs	Parker	6
RBIs	Parker/Ainsworth	40
Total Bases	Barr	93
Stolen Bases	Barr	32
Walks	Ainsworth	33
HBP	Quinlan	15
Sac Flies	Barr/Schreck	3
Sac Hits	Ainsworth	6

PITCHING (min. 1 IP/Game)

Category	Player	Value
Appearances	Reavey	20
Starts	Lehman	13
IPs	Lehman	78.1
Wins	Ates/Berg	5
Saves	Penswick/Reavey	5
ERA	Berg	3.91
WHIP	Reavey	1.31
Strikeouts	Berg	61
BAA	Valchar	.223

FIELDING

Category	Player	Value
Chances	Quinlan	263
Putouts	Quinlan	237
Assists	Schreck	133
FLD%	11 Players	1.000

LAST TWO OPENING DAY LINEUPS

2024 OPENING DAY LINEUP

Army vs. Monmouth
February 16
Coleman Field (Cary, N.C.)

SS	#15 Chris Barr
3B	#13 Sam Ruta
C	#10 Derek Berg
CF	#11 Braden Golinski
DH	#3 Coleson Titus
1B	#5 Carter Hewitt
LF	#26 William Parker
2B	#32 Thomas Schreck
RF	#27 Addison Ainsworth

RHP #6 Matthew Ronnebaum

2025 OPENING DAY LINEUP

Army at North Alabama
February 14
Toyota Field (Huntsville, Ala.)

LF	#4 Zac Farrell
CF	#27 Addison Ainsworth
2B	#15 Chris Barr
C	#3 Coleson Titus
P/DH	#33 Justin Lehman
RF	#16 Ethan Ellis
3B	#5 Carter Hewitt
1B	#6 Michael Delph
SS	#32 Thomas Schreck

RHP #33 Justin Lehman

2025 PATRIOT LEAGUE REGULAR SEASON STANDINGS

TEAM	PL W-L	PCT.	W-L	PCT.	H	A	N	STREAK
Holy Cross !*	17-8	.680	27-22	.551	11-7	16-14	0-1	W1
Navy *	14-11	.560	25-23	.521	17-12	7-9	1-2	W2
Army West Point *	14-11	.560	23-22	.511	13-6	10-16	0-0	W3
Lehigh *	11-14	.440	23-24	.489	16-10	7-13	0-1	L1
Bucknell	10-15	.400	18-27	.400	5-9	13-18	0-0	L1
Lafayette	9-16	.360	14-35	.286	6-12	7-22	1-1	W1

NOTES AND STORYLINES

GAME ONE = GAME WON

- Army has won four consecutive season-opening games, as well as six of its last seven season openers dating back to 2019.
- The Black Knights beat North Alabama to open 2025 and Monmouth to begin 2024.
- A rivalry win over Air Force commenced 2023 in style, a year after taking down Richmond in 2022.
- Army last opened the season with a power conference foe in 2020, defeating No. 15 Duke in Durham, 2-1.
- The Black Knights are seeking their first power conference win since defeating Pitt in 2022, and their first ranked victory since the Duke win in 2020.
- Army's most recent series win over a power conference team was at Maryland in 2018.

IN MY MIND, I'VE GONE TO CAROLINA

- Each of Army's first nine games in 2026 will take place in the Carolinas.
- After opening the year with a three-game set at Clemson (Feb. 13-15), Army heads to Founders Park in Columbia, S.C. to take on South Carolina (Feb. 20) and rival Air Force (Feb. 21) before a weekend finale at The Citadel in Charleston (Feb. 22).
- Army then heads to Charlotte to take on Queens from Feb. 27-March 2.

RUN IT BACK, CHRIS TRACZ

- Head coach Chris Tracz returns for his fourth season at Army.
- Tracz, who made the move from the same role at Marist ahead of the 2023 season, won a Patriot League title in each of his first two years at Army.
- Tracz spent 2011-2022 at his alma mater of Marist as head coach after a one-year stint at Army as an assistant coach.

HIS TRUSTED ASSOCIATES

- Associate head coach/hitting coach Mike Cole returns for year four at Army, having joined Tracz's staff after serving as head coach at Manhattan from 2018-22.
- John Sheehan is back for year three at Army as assistant coach/pitching coach, having come from the same role at Toledo.
- Tracz's newest assistant coach is Dylan Hoy, who comes to the Black Knights after spending 2025 as a graduate assistant with a Louisville team which made the College World Series. In 2024, Hoy played at Louisville and hit .317 with five home runs and 30 RBIs as a graduate transfer from Marist, where he played under Tracz.

'O CAPTAIN, MY CAPTAIN

- Seniors Chris Barr and William Parker will serve as 2026 team captains, after spending 2025 in the same role together alongside then-senior Coleson Titus.

MILESTONE WATCH

- Head Coach Chris Tracz needs **six** wins to reach 100 career wins at Army.
- Chris Barr needs **six** hits to reach 150 over his career at Army.
- Chris Barr needs **24** RBIs to reach 100 over his career at Army.
- William Parker needs **12** runs to reach 100 over his career at Army.
- William Parker needs **27** hits to reach 150 over his career at Army.
- William Parker needs **three** doubles to reach 30 over his career at Army.
- Thomas Schreck needs **11** hits to reach 100 over his career at Army.
- Thomas Schreck needs **three** walks to reach 50 over his career at Army.
- Addison Ainsworth needs **13** runs to reach 100 over his career at Army.
- Addison Ainsworth needs **27** RBIs to reach 100 over his career at Army.

RECORD WATCH

• CAREER TRIPLES

1. Milan Dinga	15	2004-07
2. Reggie Moore	13	1988-91
3. Josh White	12	2016-19
Sam Ruta	12	2021-24
Clint Moore	12	2008-11
6. Scott Donaldson	11	1983-86
Chris Barr	11	1983-86
8. Cole White	10	2005-08
Shannon Smith	10	1987-90
10. Anthony Giachin	9	2018-21
Chris Simmons	9	2005-08
Mark Houston	9	1992-95



NOTES AND STORYLINES

• CAREER STOLEN BASES

1. Jacob Hurtubise	105	2017-2020
2. Harold Earls	77	2012-15
3. Miguel Gastelum	75	1999-02
4. Josh Holden	70	2001-03
5. Lance Boyce	60	1990-93
6. Zach Price	55	2009-12
7. Schuyler Williamson	53	2002-05
8. Chris Barr	51	2002-05
9. Jim Bagwell	50	1978-81
10. Gary Donaldson	48	1980-83
Paul Divis	48	1978-81

2026 PRESEASON ALL-LEAGUE ACCOLADES

• Five Black Knights earned 2026 Preseason All-Patriot League honors, more than any other team in the conference. Thomas Schreck was also named Preseason Defensive Player of the Year.

• **Preseason All-Patriot League Team:** SP Andrew Berg, C Jack Quinlan, INF Chris Barr, INF Thomas Schreck, OF William Parker.

2025 POSTSEASON ALL-LEAGUE ACCOLADES

• In 2025 Army saw four players make the First Team All-Patriot League and two make the Second Team. Two players also were named to the All-Academic Team.

• **First Team:** SP Andrew Berg, INF Thomas Schreck, OF Chris Barr, At-Large William Parker.

• **Second Team:** C Jack Quinlan, OF Addison Ainsworth

• **All-Academic Team:** Thomas Schreck, Ethan Ellis

• All-Patriot League Selections by Institution

Army	187
Navy	159
Bucknell	156
Lehigh	121
Lafayette	109
Holy Cross	97

THE PATRIOT LEAGUE, AMERICA'S LEAGUE FOR DEVELOPMENT

• In today's college athletics landscape headlined by the transfer portal, 68% of all players across the Patriot League are returning players to their respective teams, second most in all of Division I behind the Ivy League's 73%.

• Just 3% of all Patriot League baseball players are transfers, the second lowest percentage in Division I, again behind the Ivy League's 1%.

• Freshmen make up 29% of all baseball players in the Patriot League, the highest share among any Division I conference.

• Data is from D1 Baseball/Bradley Smart.

WEST POINT, BY 'THEE - BEAT NAVY!

• Navy defeated Army in four of last season's five regular season contests between the teams, but the Black Knights prevailed in the postseason.

• Going into May 11 down one game to none in the Patriot League Semifinal Series—and standing at 1-5 overall on the season against its arch-rival—Army won two games on the same day at Max Bishop Stadium in Annapolis to secure the playoff series and clinch a spot in the Patriot League Championship series.

• While Army tied the series with relative ease early the afternoon of May 11, 13-2, the evening rubber matchup evolved into a heartstopper.

• In the winner-take-all rubber, a high-scoring afternoon morphed into a pitchers' showdown between Army's Trey Ates and Navy's star closer Landon Kruer. The two relievers exchanged zeros on the scoreboard, but the senior from Dallas would ultimately be the pitcher who earned the win for his team, with six scoreless innings including the nightcap's ultimate 10th stanza.

• Thomas Schreck walked with the bases loaded in the top of the extra inning, allowing Michael Delph to cross the plate as the winning run. Navy got the go-ahead run to the plate in the bottom of the inning, but a flyout to Addison Ainsworth proved to be the final page in a storybook ending of a 6-5 Army win.

• Dating back to 2022, Army has won 17 of its 25 meetings vs. Navy.

• The all-time series between Army and Navy stands tied at 136 wins each. Army is now 14-8 all-time vs. Navy in extra innings and the win was the program's fifth straight postseason series win over the Mids. The game was Army's first extra innings Patriot League postseason game since May 10, 2008, in Game 1 of the semifinals vs. Bucknell.

AMERICA'S GAME, LOW-SCORING AND QUICK

• While the Army-Navy football game is well-known by fans nationwide for its low-scoring nature, the Army-Navy baseball series in recent years has too seen its fair share of low-scoring matchups, featuring high-end pitching, and rewarding clean, situational efforts.

• Since 2023, the average number of combined runs scored per Army-Navy game is exactly nine (four and a half per team), over 20 games.

• The winning team in each game has averaged 6.35 runs per game over that

2026 PRESEASON ALL-CONFERENCE

PRESEASON POLL

1. Holy Cross (4)
2. Army West Point (2)
3. Navy
4. Lehigh
- T5. Bucknell
- T5. Lafayette

MAJOR AWARDS

Preseason Player of the Year – CJ

Egrie, Holy Cross, Sr., OF

Preseason Pitcher of the Year –

Jaden Wywoda, Holy Cross, Sr., RHP

Preseason Defensive Player of the

Year – Thomas Schreck, Army West

Point, Sr., IF

PRESEASON ALL-PATRIOT LEAGUE

SP: Andrew Berg, Army West Point, Sr.

SP: Jaden Wywoda, Holy Cross, Sr.

SP: Brady Bendik, Navy, Jr.

RP: Cole Kochanowicz, Lehigh, So.

C: Jack Quinlan, Army West Point, Sr.

C: Ty DePerno, Navy, So.

INF: Chris Barr, Army West Point, Sr.

INF: Thomas Schreck, Army West Point, Sr.

INF: Aidan Quinn, Lehigh, Sr.

INF: Evan Brown, Navy, Jr.

OF: William Parker, Army West Point, Sr.

OF: CJ Egrie, Holy Cross, Sr.

OF: Gianni Royer, Holy Cross, Jr.

At-Large: Ryan Facinelli, Bucknell, Sr.

LAST 13 POWER CONFERENCE WINS

	Date	Score
vs. Pitt*	3/4/22	5-3
vs. Iowa*	3/8/20	6-4
at No. 15 Duke	2/14/20	2-1
at NC State*	6/1/18	5-1
vs. Boston College*	3/4/18	11-1
at Maryland*	2/24/18	3-0
at Maryland*	2/23/18	4-3
vs. Michigan*	2/17/18	4-3
at Duke	2/25/17	9-5
vs. Iowa*	3/16/12	5-1
vs. Northwestern*	3/19/11	5-2
vs. Indiana*	3/18/11	12-10
vs. Ohio State*	3/13/11	14-9

Bold denotes part of a series win

*neutral site

TRACZ ERA EXTRA INNING GAMES

	Innings	Score
2023		
at Charlotte (2/24)	13	W, 7-6
Siena (3/22)	16	W, 5-4
Navy (4/3, G1)	10	W, 2-1
Stony Brook (4/11)	10	W, 7-6

2024		
at Lehigh (3/30)	8*	L, 1-2

2025		
at Air Force (2/28)	11	L, 8-9
at Bucknell (4/25)	10	W, 4-1
at Navy (5/11, G2)	10	W, 6-5

*Game scheduled for seven innings



2025 ALL-CONFERENCE

MAJOR AWARDS

Player of the Year – CJ Egrie, Holy Cross, Jr., OF

Pitcher of the Year – Jaden Wywoda, Holy Cross, Jr., RHP

Rookie of the Year – Ty DePerno, Navy, Fr., C

Defensive Player of the Year – Jake Whitlinger, Lehigh, Sr., OF

Gene Depew Coach of the Year – Ed Kahovec, Holy Cross

FIRST TEAM ALL-PATRIOT LEAGUE

SP: Jaden Wywoda, Holy Cross, Jr.

SP: Tyler O'Neill, Bucknell, Sr.

SP: Andrew Berg, Army West Point, Jr.

RP: Landon Kruer, Navy, Sr.

C: Ethan Swidler, Lafayette, Jr., C

INF: Thomas Schreck, Army West Point, Sr.

INF: Tyler Dunn, Bucknell, Sr.

INF: Jimmy King, Holy Cross, Sr.

INF: Chris Baillargeon, Holy Cross, Sr.

INF: Aidan Quinn, Lehigh, Jr.

OF: Chris Barr, Army West Point, Jr.

OF: CJ Egrie, Holy Cross, Jr.

OF: Easton Brenner, Lafayette, Sr.

At-Large: William Parker, Army West Point, Jr.

SECOND TEAM ALL-PATRIOT LEAGUE

SP: Danny Macchiarola, Holy Cross, Jr.

SP: Brady Bendik, Navy, So.

SP: Joe Skapinetz, Lafayette, Sr.

RP: Jonathan Adelman, Bucknell, So.

RP: Cole Kochanowicz, Lehigh, Fr.

C: Jack Quinlan, Army West Point, Jr.

C: Ty DePerno, Navy, Fr.

IF: Connor Peek, Holy Cross, Sr.

IF: Alex Barrist, Lafayette, Fr.

IF: Michael Zarrillo, Lafayette, Sr.

IF: Evan Brown, Navy, So.

OF: Gianni Royer, Holy Cross, So.

OF: Andrew Manning, Navy, So.

OF: Addison Ainsworth, Army West Point, Jr.

OF: John LaFleur, Holy Cross, So.

OF: Jake Whitlinger, Lehigh, Sr.

At-Large: Ryan Facinelli, Bucknell, Jr.

At-Large: Justin Butler, Lehigh, Sr.

ACADEMIC ALL-PATRIOT LEAGUE

Tyler Dunn, Bucknell*

Ethan Ellis, Army West Point

Thomas Schreck, Army West Point

Brady Karp, Bucknell

Ben Magovern, Bucknell

Danny Macchiarola, Holy Cross

Jimmy King, Holy Cross

Gianni Royer, Holy Cross

Easton Brenner, Lafayette

Ethan Swidler, Lafayette

Michael Zarrillo, Lafayette

Owen Walewander, Lehigh, Jr., C

Landon Kruer, Navy, Sr., RHP

*Scholar-Athlete of the Year

NOTES AND STORYLINES

timeframe.

- Army is 9-1 over Navy when scoring five or more runs since 2023.

- Since 2023, Army-Navy baseball games have lasted just two hours, 15 minutes on average. Games lasting nine innings or longer have averaged two hours, 25 minutes.

CHAMPIONSHIP SERIES MAINSTAY

- Army has participated in seven consecutive Patriot League Championship Series.
- The Black Knights fell two games to none in last season's championship series at Holy Cross.

- Army's last conference tournament title came in 2024, a two games to none win over Navy at home.

- The Black Knights also won the league tournament titles at home in 2023 and 2022, both times against Bucknell.

- The program defeated Lehigh in the conference tournament championship series on the road in 2021, and won at Navy in 2018 and 2019.

- Army's 13 Patriot League Tournament titles leads the conference all-time. The Black Knights also boast 12 Patriot League regular season titles, and won four league titles before the Patriot League (EIBL).

- Army's 50 game wins all-time in the Patriot League Tournament is the most among conference members.

IF YOU WANT A COWBOY ON A WHITE HORSE

- RHP Andrew Berg was one of five Black Knights and three conference starting pitchers to garner 2026 Preseason All-Patriot League accolades.

- Berg was slotted as the No. 189 starting pitcher before 2026 by D1 Baseball.

- The right-handed pitcher led the team with 61 strikeouts and a 3.91 ERA in 2025.

- Of Berg's 12 starts in 2025, all but two were five innings or longer, including five starts of seven innings or longer.

- Twice in 2025, Berg pitched at least eight innings in a single game, going 8.1 frames in a March 15 win at Navy, and tossing eight innings in a 4-1 extra innings win at Bucknell April 25.

GREAT ATEs

- With both teams fighting to stay alive a season ago, what was a high-scoring afternoon May 11 between Army and Navy morphed into a bullpen showdown between Army's Trey Ates and Navy's star closer Landon Kruer, in a battle for a spot in the Patriot League Championship Series.

- The two relievers exchanged zeros on the scoreboard, but the senior from Dallas would ultimately be the pitcher who earned the win for his team, with six scoreless innings, including the nightcap's ultimate 10th stanza.

- With Army onto a 5-4 lead in the fifth, and with a run already having crossed the plate in the frame, Ates entered the game, having taken a losing decision on the same playing surface back on March 16.

- Ates surrendered a sacrifice fly to allow an inherited runner to score but otherwise recorded a clean inning, the first of six Sunday.

- In the sixth, Navy put runners on second and third base with no outs, and had the bases loaded with two outs, but Ates nonetheless escaped the frame scoreless.

SPEED, I AM SPEED

- INF Chris Barr was one of five Black Knights to garner Preseason All-Patriot League accolades.

- In 2025, the second baseman displayed both speed and consistency at the top of the lineup, becoming one of the team's most potent offensive threats.

- His .308 AVG was fourth on the team and he led Army with 32 stolen bases. Barr eclipsed the 30 stolen base mark in a single Army season for the first time since Hunter Meade stole 32 bases in 2022. Barr's three stolen bases in Game 2 of the April 19 doubleheader vs. Lafayette also tied a career-high for Barr set previously vs. Air Force a season ago.

- During his 8-for-9 doubleheader output vs. Bucknell March 29, he tied the program record for consecutive base hits with eight. The junior from Sarasota, Fla. drove in four total runs across both games, including his two-out, three-run triple in the nightcap. He also crossed the plate seven times.

- Barr was a double away from the cycle in Army's series finale at Navy March 16, going 4-for-5 with a seventh inning home run.

- Barr hit three home runs in 2025, most recently in Army's win over LIU April 30.

- Barr's four RBIs in Game 2 of the semifinal series at Navy May 11 set up a decisive Game 3.

- After starting 30 consecutive games in left field, Barr returned to the starting lineup at second base April 16 vs. Holy Cross and remained at second until the end of the season. He started the first four games of the season at second base after spending most of 2024 at that position.

BILLY BARRELS

- Parker was one of five Black Knights to garner Preseason All-Patriot League accolades.

- In 2025, William Parker recovered from offseason Tommy John Surgery in time



NOTES AND STORYLINES

to make his season debut at Fordham March 7. After starting 25 games exclusively as the DH, the junior made his left field debut April 16 vs. Holy Cross, his primary defensive position. He remained the starter in left through the end of the year.

- Parker was named Patriot League Player of the Week March 24.
- In addition to two clutch home runs in a March 22 twin bill at Lafayette, the Hopedale, Mass. native was a combined 6-for-17 against Lehigh and Lafayette March 22-23, and totaled eight RBIs in the four games, including four in the nightcap at Lafayette.
- Against Navy May 11 in Game 3 of the conference semifinals, Parker was 3-for-5 with a two-run homer as Army secured its spot in the championship series.
- His six home runs in 2025 led the team and his .301 AVG was fifth-best for Army.

IT'S SCHRECK'S SWAMP, AND WE'RE JUST LIVING IN IT

- INF Thomas Schreck was named Preseason Defensive Player of the Year and the Preseason All-Patriot League Team.
- The shortstop served as the quintessential double leadoff hitter in Army's lineup in 2025, starting every game at shortstop and 42 of 50 games in the bottom of the batting order.
- He finished first on the team with a .335 AVG and carried a 25-game on-base streak from March 15 to April 23, the longest streak by a Black Knight last year.
- He hit his first home run of the season in Game 1 of a March 29 doubleheader vs. Bucknell, as the Black Knights came back from 7-0 down to win the game and later, sweep the twin bill.
- Schreck was 3-for-4 in Game 2 of Patriot League Semifinal Series at Navy to set up a decisive Game 3, and walked with the bases loaded in the 10th inning of Game 3 to give Army a permanent 6-5 lead.
- Schreck was named Patriot League Player of the Week March 3 after Army's three game series at Air Force February 28-March 2, was named to the First Team All-Patriot League Team and was a member of the Patriot League All-Tournament Team after hitting .375 in the postseason.

QUINNY BEHIND THE DISH

- Ahead of 2026, catcher Jack Quinlan was named to the Buster Posey Award Preseason Watch List as well as the Preseason All-Patriot League Team.
- Last year, Quinlan was second on the team in AVG (.319) and led in OPS (.982), having started 39 games behind the plate in 2025.
- Quinlan was named Patriot League Player of the Week during Army's April 14 game vs. Lehigh, after a standout performance in vs. Lehigh in an April 13 doubleheader.
- The Long Island native went 3-for-4 in Game 1 and 3-for-5 in Game 2 of the twin bill, totaling six RBIs across the games. He also hit a solo home run in the nightcap. His five home runs are second-most on the team.
- In 2025, Quinlan was named to the All-Patriot League Second Team and a semifinalist for the Buster Posey Award.

LOOK AT ME, I CAN PLAY CENTERFIELD

- Outfielder Addison Ainsworth proved to be one of Army's most consistent weapons both in the batter's box and in center field, starting all but one game in 2025 at the position.
- The lefty batted .293 with five home runs on the season, including a fifth inning go-ahead two run home at Holy Cross May 19 in the Patriot League Championship Series. The Baton Rouge, La. native was 2-for-4 in Army's Game 3 win of Patriot League Semifinal Series at Navy, also making the catch in center field for the final out.

NEW KIDS ON THE BLOCK

- Army brings in 13 freshmen for 2026, including six pitchers, six position players and one two-way player.
- Army fans are likely to recognize incoming player David Dubrule as the younger brother of Kevin Dubrule. Kevin Dubrule graduated from West Point in 2023 after four seasons with the Black Knights' program, batting .405 with nine homers in '23.
- The older Dubrule served as Team Captain, was Patriot League Player of the Year, Patriot League Defensive Player of the Year, First Team All-Patriot League, Patriot League Tournament MVP, a Brooks Wallace Award Finalist and a Collegiate Baseball Third Team All-American. Kevin Dubrule declined professional baseball opportunities to instead pursue Army aviation and is currently a helicopter pilot.
- David and Kevin are each the younger brother of Scotty Dubrule, who played at Jacksonville and Mississippi State and won a national title at the latter in 2021.

BIG LEAGUE CAMP INVITE

- Army West Point baseball alum Derek Berg has been selected to Pittsburgh Pirates major league spring training as a non-roster invitee.
- Berg enters his second full season in the Pirates' minor league system. A season ago, the Class of 2024 graduate appeared for Single-A Bradenton, High-A Greensboro and finished the year with Double-A Altoona.
- In 2024, Berg was selected by the Pirates in the 10th Round with the No. 294 overall pick in the Major League Baseball Draft, becoming the 21st West Point graduate to be selected in the MLB Draft.

RANKING REPORT

D1 BASEBALL POLL

1. UCLA
2. LSU
3. Texas
4. Mississippi State
5. Georgia Tech
6. Coastal Carolina
7. Arkansas
8. Louisville
9. Auburn
10. TCU
11. North Carolina
12. Oregon State
13. Florida
14. Tennessee
15. Georgia
16. Florida State
17. NC State
18. Kentucky
19. Clemson
20. Southern Miss
21. Wake Forest
22. Miami
23. Vanderbilt
24. Arizona
25. Texas A&M

(Preseason)

RPI - PATRIOT LEAGUE

146. Holy Cross
182. Army
206. Bucknell
236. Lehigh
241. Navy
253. Lafayette

(End of 2025 Regular Season)

RPI - NON-LEAGUE OPPONENTS

13. Clemson
73. Fairfield
75. South Carolina
101. The Citadel
171. LIU
208. Marist
219. Air Force
233. UAlbany
243. Wagner
246. VCU
256. Cornell
260. Merrimack
261. UMass
266. Queens
297. Saint Peter's

(End of 2025 Regular Season)

ALL-TIME RECORDS VS. PRO TEAMS

New York Yankees	0-22
New York Giants	0-22
New York Mets	0-8
Brooklyn Dodgers	2-6
Montreal Royals	2-3-1
San Francisco Giants	0-1
Detroit Tigers	0-1
Houston Astros	0-1



6,127 fans witnessed Army face the Yankees in 2013 at Doubleday Field.



DAY IN THE LIFE OF A CADET

DAY IN THE LIFE OF DAVID DUBRULE

Freshman • Undeclared • 15 credits
 • 0655 - Breakfast
 • 0740 - Introduction to Warfighting
 • 0905 - Computing Fundamentals
 • 1055 - Calculus I
 • 1200 - Lunch Formation
 • 1205 - Lunch
 • 1245 - Commandant/Dean Time
 • 1430 - Team Meeting
 • 1500 - Practice
 • 1730 - Lift
 • 1830 - Dinner
 • 1930 - Study Time
 • 2330 - Lights Out

DAY IN THE LIFE OF KEVIN REAVEY

Sophomore • Law and Legal Studies • 17.5 credits
 • 0655 - Breakfast
 • 0740 - Russian II
 • 0905 - Foundations of Military Justice
 • 1035 - Fundamentals of Small Unit Ops
 • 1200 - Lunch Formation
 • 1205 - Lunch
 • 1245 - Philosophy and Ethical Reasoning
 • 1430 - Team Meeting
 • 1500 - Practice
 • 1730 - Lift
 • 1830 - Dinner
 • 1930 - Study Time
 • 2330 - Lights Out

DAY IN THE LIFE OF MAX MCGLONE

Junior • Systems Engineering • 17 credits
 • 0655 - Breakfast
 • 0740 - Stochastic Models
 • 0905 - Fundamentals of Engineering Mechanics and Design
 • 1035 - System Architecture
 • 1200 - Lunch Formation
 • 1205 - Lunch
 • 1245 - Platoon Operations
 • 1430 - Team Meeting
 • 1500 - Practice
 • 1730 - Lift
 • 1830 - Dinner
 • 1930 - Study Time
 • 2330 - Lights Out

DAY IN THE LIFE OF WILLIAM PARKER

Senior • Systems Engineering • 18 credits
 • 0655 - Breakfast
 • 0740 - Fundamentals of Electrical Engineering
 • 0905 - Fundamentals of Financial Data Analysis
 • 1055 - Constitutional/Military Law
 • 1200 - Lunch Formation
 • 1205 - Lunch
 • 1245 - Commandant/Dean Time
 • 1430 - Team Meeting
 • 1500 - Practice
 • 1730 - Lift
 • 1830 - Dinner
 • 1930 - Study Time
 • 2330 - Lights Out

DAY IN THE LIFE OF CHRIS BARR

Senior • Spanish • 15 credits
 • 0655 - Breakfast
 • 0950 - Spanish Language and Culture
 • 1200 - Lunch Formation
 • 1205 - Lunch
 • 1245 - Military Spanish Speaking and Reading
 • 1410 - 20th/21st Century Hispanic Literature
 • 1500 - Practice
 • 1730 - Lift
 • 1830 - Dinner
 • 1930 - Study Time
 • 2330 - Lights Out

KEEPING COMPANY

The Corps of Cadets comprises four regiments, each containing nine companies, for a total of 36 companies. Each organization is steeped in tradition and contributes to the uniqueness of the West Point experience.

The regiments are marked in each company name, by the number in the company's name. Each regiment contains nine companies, marked A through I. For example, a member of company A-4 is part of regiment 4, company A.

Each company is listed below with its company mascot, as well as baseball team members in each company.

A-1 Axemen

B-1 Barbarians

C-1 Celts

D-1 Ducks

E-1 Vikings

F-1 Firehouse

G-1 Greeks

H-1 Roothawks

I-1 Iron Horse

A-2 Spartans

B-2 Bulldogs

C-2 Circus

D-2 Dragons

E-2 Brewdawgz

F-2 Zoo

G-2 Gators

H-2 Happy

I-2 Moose

A-3 Anacondas

B-3 Bandits

C-3 Coyotes

D-3 Dinos

E-3 Eagles

F-3 F-Troop

G-3 Gophers

H-3 Hurricanes

I-3 Icemen

A-4 Apaches

B-4 Buffaloes

C-4 Cowboys

D-4 Dukes

E-4 Elephants

F-4 Frogs

G-4 Guppies

H-4 Hogs

I-4 I-Beams

Josiah Overbeek
 Thomas Schreck, Joe Vaccarella
 Kevin Reavey
 Chris Barr, Anthony Ramirez
 Michael Delph
 Max Donecea
 Ryan Webber

Mark Abell, Paul Andrzejewski, Ian Standlee

Cole Connor, John McKillop, John Oxios

Mason Scott

Noah Kalarickal, William Parker
 Trey Ates, Adam Ujile

Andrew Berg, Robbie Penswick, Jakob Vanderhave
 JT Craig

David Dubrule, Max McGlone
 Zac Farrell, Sean Newton, Jake Pineda

Walker Calvo
 Kaden Youmans
 Addison Ainsworth, Andy Neal
 Bennie Franquiz, Carter Hewitt

Nick Cicale
 William Leahy
 Jack Quinlan

TALK THE TALK - WEST POINT SLANG

- **AMI** – Morning Room Inspection. Rooms in AMI are in a high state of cleanliness.
- **Beast** – Slang for Cadet Basic Training. Cadet Basic Training is a 6-week training course before a cadet's first year. During this training, they are called "New Cadets."
- **Boodle** – Slang for snacks, food, or candy.
- **Butter Bar** – A new Second Lieutenant.
- **Canoe U** – Naval Academy
- **Century Man** – A cadet who completes 100 or more "hours" (see below).
- **Civvies** – Civilian clothing.
- **Comm** – Abbreviation for the Commandant of Cadets.
- **Corps Squad** – A member of the Corps who is on a Division I sport team.
- **Green Girl** – Slang for the issued cadet bed comforter.
- **Goat** – The cadet who ranks last in the graduating class at graduation.
- **Hours** – A traditional form of punishment for infractions, requiring cadets to march back and forth, often carrying a rifle or saber, in full uniform.
- **Old Grad** – A USMA graduate, particularly an older graduate.
- **PMI** – Afternoon Inspection, a state less than AMI.
- **SAMI** – Saturday Morning Inspection. The most difficult level of room inspections.
- **Slug** – A member of the Corps who is not on a Corps or Club squad team.
- **Supe** – Abbreviation for the Superintendent of West Point.
- **Squid** – One who attends the Naval Academy.
- **TAC** – Abbreviation for Tactical Officer. Tactical Officers are Army officers who help run each cadet company.
- **TEE** – Term End Examination, also known as finals.
- **Thayer Museum** – The supe's basement.
- **The Town** – The Village of Highland Falls, located just outside the West Point gates.
- **WPR** – Written Partial Review. A test given during a class.
- **Zoomie U** – Air Force Academy



2025 SUPERLATIVE STATS

ERROR-FREE GAMES

at UNA 2/14/25 (G2)
at Wofford 2/22/25
at Wofford 3/9/25
vs. UAlbany 3/12/25
at Lafayette 3/22/25 (G2)
at Lehigh 3/23/25 (G1)
at Lehigh 3/23/25 (G2)
vs. Fairfield 3/26/25
at Holy Cross 4/6/25 (G2)
vs. Lehigh 4/13/25 (G1)
vs. Lehigh 4/14/25
vs. Holy Cross 4/16/25
at UConn 4/23/25
at Bucknell 4/25/25
vs. LIU 4/30/25
vs. Rider 5/2/25
vs. Rider 5/2/25

MORE RUNS THAN HITS IN A GAME

	Runs	Hits
at UNA 2/14/25 (G1)	6	5
at Air Force 2/28/25 (3rd)	8	5
at Lehigh 3/23/25 (G1)	12	10
vs. Rider 5/2/25	7	5
at Navy 5/11/25 (G1)	13	12

NINE+ BATTERS IN AN INNING

	# Batters
at Air Force 2/28/25 (5th)	10
at Air Force 3/1/25 (3rd)	11
at Air Force 3/2/25 (1st)	10
at Air Force 3/2/25 (5th)	14
vs. UAlbany 3/12/25 (1st)	9
at Lehigh 3/23/25 (G1) (6th)	10
vs. Bucknell 3/29/25 (G1) (2nd)	11
vs. Bucknell 3/29/25 (G1) (3rd)	9
vs. Marist 4/9/25 (7th)	10
vs. Lehigh 4/13/25 (G1) (2nd)	11
vs. Lehigh 4/13/25 (G2) (2nd)	9
vs. Rider 5/2/25 (5th)	10
vs. Rider 5/2/25 (6th)	9
at Navy 5/10/25 (9th)	9
at Navy 5/11/25 (G1) (6th)	10

WALK-OFF WINS (TRADITIONAL)

	RBI
vs. Marist (4/9/25)	Parker 1B

WALK-OFF WINS (RUN-RULE)

	RBI
vs. UAlbany	Lehman 1B
vs. Maine	Ainsworth 1B
vs. LIU	Parker HBP

MULTI-HR GAMES (INDIVIDUAL)

	Player	HRs
-	-	-

SQUEEZE BUNTS

	Player	Inning
at Lehigh 3/23/25 (G1)	Schreck	2nd

OUTFIELD ASSISTS

	Player	Inning
-	-	-

2025 SINGLE-GAME BESTS

ARMY TEAM SINGLE-GAME BESTS

Category	#	Game
Runs	16	at Air Force (3/2/25)
RBIs	16	at Air Force (3/2/25)
Strikeouts (Hitting)	3	x2, last at Navy (5/11/25) (G2)
Walks (Hitting)	11	vs. Lehigh (4/14/25)
Hits	17	x3, last vs. Rider (5/3/25)
Doubles	7	x2, last at Navy (5/10/25)
Triples	2	x2, last at Navy (5/11/25) (G2)
Home Runs	2	x7, last vs. LIU (4/30/25)
Stolen Bases	7	vs. Lafayette (4/19/25) (G2)
Sac Flies	3	x2, last vs. Lafayette (4/20/25)
Sac Hits	3	x3, last at Navy (5/11/25) (G1)
Runs Allowed	0	x2, last at Holy Cross (4/6/25) (G2)
Hits Allowed	3	x2, last at Holy Cross (4/4/25) (G1)
Strikeouts (P)	13	vs. Holy Cross (4/16/25)
Walks (P)	0	x3, last vs. Rider (5/2/25)

ARMY INDIVIDUAL SINGLE-GAME BESTS*

Category	#	Player	Game
Runs	4	Chris Barr	vs. Bucknell (3/29/25) (G1)
RBIs	5	Jack Quinlan	vs. UAlbany (3/12/25)
Walks (H)	3	Addison Ainsworth	vs. Lafayette (4/19/25)*
Hits	5	Chris Barr	vs. Bucknell (3/29/25) (G1)
Doubles	3	John McKillop	at Navy (3/16/25)
Triples	1	Ainsworth/Lehman	at Navy (5/11/25) (G2)*
Home Runs	1	Addison Ainsworth	at Holy Cross (5/19/25)*
Stolen Bases	3	Barr/Parker	vs. Lafayette (4/19/25) (G2)*
Strikeouts (P)	9	Andrew Berg	at Lafayette (3/22/25) (G2)
Innings Pitched	8.1	Andrew Berg	at Navy (3/15/25) (G2)

Only Most Recent Listed*

IN 2025, ARMY LED THE CONFERENCE IN...

TEAM

Category	#
Doubles per Game	2.24
Fielding Percentage	.970
Shutout Wins	3
Fewest Walks Allowed per Nine Innings	4.63

INDIVIDUAL

Category	Player	#
Triples	Chris Barr	5

IN 2025, ARMY WAS TOP 25 NATIONALLY IN...

TEAM

Category	Ranking	#
Doubles per Game	25th	2.24
Sacrifice Bunts	18th	39

INDIVIDUAL


Category	Player	Ranking	#
Complete Games	Andrew Berg	12th	2
Stolen Bases	Chris Barr	23rd	32
Triples	Chris Barr	14th	5



ARMY BASEBALL IN THE NCAA TOURNAMENT



Matt Cini in Montclair



Jon Rosoff in Raleigh

Army at NCAA Tournament

Auburn.....	0-2
Boston College.....	1-0
College of Charleston.....	0-1
Florida.....	0-1
Florida State.....	0-1
Georgia.....	0-1
Georgia Tech.....	0-1
Harvard.....	1-2
Kennesaw State.....	0-1
LSU.....	0-1
N.C. State.....	1-1
Oklahoma.....	0-2
Penn State.....	0-1
Rutgers.....	0-1
South Alabama.....	1-0
Southern Mississippi.....	0-1
Texas.....	0-2
Texas State.....	1-0
Texas Tech.....	0-2
UNC Wilmington.....	0-1
Virginia.....	0-3
UCLA.....	0-1
Regional Total.....	4-24
Tournament Total.....	5-26



Chris Rowley in Charlottesville



Justin Kashner in Tallahassee

Appearances by Regional

Charlottesville.....	3 (most recently, 2023)
Lubbock.....	2 (most recently, 2021)
Athens.....	1 (most recently, 2024)
Hattiesburg.....	1 (most recently, 2022)
Raleigh.....	1 (most recently, 2018)
Austin.....	1 (most recently, 2009)
Tallahassee.....	1 (most recently, 2005)
Baton Rouge.....	1 (most recently, 2004)
Monclair.....	1 (most recently, 2000)

Appearances by Play-In Series

Cambridge.....	1 (most recently, 1997)
----------------	-------------------------

1997 NCAA Play-In Series Cambridge, Mass.

Harvard.....	L	1-12
Harvard.....	W	6-5
Harvard.....	L	1-4

2000 Montclair Regional (Montclair, N.J.)

Rutgers.....	L	3-4
Penn State.....	L	1-3

2004 Baton Rouge Regional (Baton Rouge, La.)

LSU.....	L	0-9
College of Charleston.....	L	1-2

2005 Tallahassee Regional (Tallahassee, Fla.)

Florida State.....	L	2-3
South Alabama.....	W	8-5
Auburn.....	L	3-12

2009 Austin Regional (Austin, Texas)

Texas.....	L	1-3
Texas State.....	W	7-4
Boston College.....	W	4-3
<i>Austin Regional Final</i>		
Texas.....	L	10-14

2012 Charlottesville Regional (Charlottesville, Va.)

Virginia.....	L	1-9
Oklahoma.....	L	1-2 (10)

2013 Charlottesville Regional (Charlottesville, Va.)

Virginia.....	L	1-2
UNC-Wilmington.....	L	5-9

2018 Raleigh Regional (Raleigh, N.C.)

N.C. State.....	W	5-1
Auburn.....	L	1-12
N.C. State.....	L	1-11

2019 Lubbock Regional (Lubbock, Texas)

Texas Tech.....	L	2-11
Florida.....	L	5-13

2021 Lubbock Regional (Lubbock, Texas)

Texas Tech.....	L	3-6
UCLA.....	L	6-13

2022 Hattiesburg Regional (Hattiesburg, Mississippi)

Southern Miss.....	L	0-2
Kennesaw State.....	L	8-9

2023 Charlottesville Regional (Charlottesville, Virginia)

Virginia.....	L	1-15
Oklahoma.....	L	1-10

2024 Athens Regional (Athens, Georgia)

Georgia.....	L	7-8
Georgia Tech.....	L	2-4



THE LAST TIME

AN ARMY TEAM...

Won 30+ games in a season 2024 (31-21)
Won 35+ games in a season 2023 (38-18)
Won 40+ games in a season 2012 (41-15)
Registered 20+ wins at Doubleday Field 2012 (24-3)

Won 10 consecutive games 2023 (15)
Won 15 consecutive games 2023 (15)

Scored 20 runs in a game April 7, 2024 vs. Holy Cross (21)
Scored 25 runs in a game March 4, 2023 vs. Stonehill (26)
Had 20 base hits in a game May 22, 2023 vs. Bucknell (21)
Had 25 base hits in a game April 15, 2018, at Lafayette (25)
Hit 8 doubles in a game May 13, 2008, vs. Sacred Heart (8)
Hit 3 triples in a game March 30, 2019, at Bucknell (3)
Hit 4 home runs in a game April 21, 2024 vs. Bucknell (5)
Hit 5 home runs in a game April 21, 2024 vs. Bucknell (5)
Hit 2 home runs in an inning March 22, 2025 at Lafayette

Allowed 20 base hits in a game April 26, 2018, vs. Marist (20)
Allowed 20 runs in a game February 28, 2016, at Belmont (20)

Shut out opponent April 13 (G1), 2025, vs. Lehigh (11-0)
Was shut out March 28, 2025, vs. Navy (0-3)

Turned a triple play in a game March 3, 2012, vs. UMBC
Turned 4 double plays in a game April 23, 2024 vs. Marist (6)
Turned 5 double plays in a game April 23, 2024 vs. Marist (6)
Turned 6 double plays in a game April 23, 2024 vs. Marist (6)
Hit into 4 double plays April 4, 2009, vs. Holy Cross (4)
Hit into 5 double plays March 25, 2008, vs. Quinnipiac (5)

Was hit by pitch 5 times in a game May 2, 2025 vs. Rider (8)
Drew 10 walks in a game April 14, 2025 vs. Lehigh (11)
Drew 15 walks in a game May 8, 2019, vs. Villanova (18)
Struck out 15 times in a game February 20, 2023 at Charlotte (20)

Stole 10 bases in a game May 6, 2019, at Lafayette (10)
Had 30 total bases in a game March 22, 2025 at Lafayette (30)
Had 40 total bases in a game May 13, 2008, vs. Sacred Heart (50)
Had 50 total bases in a game May 13, 2008, vs. Sacred Heart (50)

Had 25 RBIs in a game March 4, 2023 vs. Stonehill (26)

Had pitching 15 strikeouts March 24, 2023, at Holy Cross (16)
Left 15 runners on base May 4, 2019, at Lehigh (16)

Scored 400 runs scored in a season 2023 (435)
Had 600 base hits in a season 2009 (626)
Hit 100 doubles in a season 2025 (108)
Hit 15 triples in a season 2023 (15)
Hit 50 home runs in a season 2024 (60)
Had 900 total bases in a season 2023 (934)
Stole 75 bases in a season 2025 (83)
Had a .450 slugging percentage in a season 2023 (.487)
Had a .400 on-base percentage in a season 2009 (.417)

Had an season earned run average of 3.50 or lower 2014 (2.86)

Sent 20 batters to plate in an inning... May 13, 2008 vs. Sacred Heart (21 in first inning)
Won on a traditional walk-off April 9, 2025 vs. Marist (William Parker RBI)
Won on a run-rule walk off April 30, 2025 vs. LIU (William Parker RBI)



Chris Barr had eight consecutive base hits in a doubleheader vs. Bucknell March 29, 2025

AN ARMY PLAYER...

Pitching

Pitched a no-hitter in a 9-inning game Alex Robinett at Longwood, Feb. 28, 2015
Pitched a no-hitter in a 7-inning game Logan Lee vs. Bucknell, April 21, 2012
Pitched a 9-inning complete game Justin Lehman vs. Navy, April 26, 2024
Pitched a 7-inning complete game Andrew Berg at Holy Cross (G1), April 4, 2025

Pitched a complete-game shutout Andrew Berg at Holy Cross (G1), April 4, 2025
Had 10 (or more) strikeouts in a game ... Mike Ruggieri April 13, 2024 vs. Lafayette (G2) (10)

Had 15 strikeouts in a 9-inning game... Tyler Giovinco vs. Bryant March 2, 2018 (16)
Had 20 strikeouts in a 9-inning game Alex Robinett vs. Air Force May 1, 2015 (21)
Had 15 strikeouts in a 7-inning game Steve Reich vs. Air Force Feb. 28, 1992 (17)
Pitched 10.0+ innings in a game Alex Robinett at Bucknell May 11, 2015 (10.0)

Had wins in consecutive games Trey Ates vs. Bucknell March 29, 2025 (DH)
Had saves in consecutive games.. Kevin Reavey vs. Lafayette April 19-20, 2025
Had two wins in one day Trey Ates vs. Bucknell March 29, 2025

Had 10 wins in a season Chris Rowley, 2012 (11)
Had 90 strikeouts in a season Matt Ball, 2018 (93)
Had 100 strikeouts in a season Nick Hill, 2007 (100)

Had 10 saves in a season Kevin McKague, 2010 (13)
Had 5 complete games in a season Chris Rowley, 2013 (6)
Had 8 complete games in a season Alex Robinett, 2015 (8)
Started 15 games in a season Tyler Giovinco (16), 2019

Pitched 5 shutouts in a season Chris Rowley, 2012 (5)
Pitched 90.0 innings pitched in a season Tyler Giovinco, 2019 (92.2)
Had 20 appearances in a season Sean Dennehy, 2022 (20) & Trevor Finan, 2022 (20)
Had 25 appearances in a season Cam Opp, 2018 (25)

Hitting

Hit safely in 15 straight games Kevin Dubrule, 2023 (19)
Hit safely in 20 straight games Milan Dinga, 2006 (25)
Hit safely in 25 straight games Milan Dinga, 2006 (25)
Reached Base safely in 20 straight games William Parker, 2025 (21)

Hit for the cycle Tony Capozzi vs. Dartmouth, March 21, 2008
Had 5 base hits in a game Chris Barr vs. Bucknell (G1), 3/29/25 (8)
Had 6 base hits in a game John McCarthy at Bucknell, 4/9/17 (6)
Had 5 consecutive base hits Chris Barr vs. Bucknell (DH), 3/29/25 (8)
Had 6 consecutive base hits Chris Barr vs. Bucknell (DH), 3/29/25 (8)
Had 7 consecutive base hits Chris Barr vs. Bucknell (DH), 3/29/25 (8)
Had 8 consecutive base hits Chris Barr vs. Bucknell (DH), 3/29/25 (8)

Hit 2 triples in a game Jeremiah Adams at Lafayette, 2021 (2)
Hit 2 home runs in a game William Parker and Derek Berg vs. Bucknell, 4/21/24
Hit 3 home runs in a game Clint Moore at Lafayette, April 25, 2011 (3)

Had 10 total bases in a game Derek Berg vs. Bucknell, 4/21/24 (10)
Had 5 RBIs in a game Jack Quinlan vs. UAlbany, March 12, 2025
Had 6 RBIs in a game Sam Ruta vs. Holy Cross, April 7, 2024 (8)
Had 8 RBIs in a game Sam Ruta vs. Holy Cross, April 7, 2024 (8)

Scored 5 runs scored in a game Chris Barr vs. Holy Cross, April 7, 2024 (5)
Stole 5 bases in a game Jacob Hurtubuse vs. Bucknell, March 31, 2018 (6)

Hit a grand slam home run Sam Ruta vs. Holy Cross, April 7, 2024
Hit back-to-back home runs in a game... Clint Moore & Joey Henshaw vs. Lafayette, April 25, 2011
Hit multiple home runs in a game William Parker & Derek Berg vs. Bucknell, 4/21/24 (2)
Hit home runs in two games in a row Addison Ainsworth vs. Lehigh, April 13 (DH), 2025
Hit home runs in three games in a row Derek Berg vs. Bucknell, April 20-21, 2024

Started 55 games in a season Four players, 2023 (56)

Batted .400 in a season (min. 100 at-bats) Kevin Debrule, 2023 (.405)
Scored 60 runs scored in a season Derek Berg, 2023 (66)
Had a slugging percentage of .800 in a season Mike Scioletti, 1997 (.869)
Had a slugging percentage of .700 in a season Clint Moore, 2009 (.724)

Drew 25 stolen bases in a season Chris Barr, 2025 (32)
Drew 30 stolen bases in a season Chris Barr, 2025 (32)
Drew 30 walks in a season Addison Ainsworth, 2025 (33)
Drew 40 walks in a season Sam Ruta, 2024 (49)
Was hit by pitch 20 times in a season Alex Jensen, 2014 (22)

Hit 10 home runs in a season Derek Berg & Sam Ruta (15), 2024
Hit 15 home runs in a season Derek Berg & Sam Ruta (15), 2024

Had 60 RBIs in a season William Parker, 2024 (62)
Had 70 RBIs in a season Joey Henshaw, 2009 (75)

Had 80 base hits in a season Two Players 2023 (92; 84)
Hit 3 doubles in a game John McKillop at Navy, 3/16/25 (3)
Hit 20 doubles in a season Anthony Giachin, 2019 (25)



2025 OVERALL STATS

Army Baseball
Overall Statistics for Army (as of May 19, 2025)
(All games Sorted by Batting avg)

Record: 25-25 Home: 13-6 Away: 11-17 Neutral: 1-2 Patriot: 14-11

Player	avg	gp-gs	ab	r	h	2b	3b	hr	rbi	tb	slg%	bb	hp	so	gdp	ob%	sf	sh	sb-att	po	a	e	fld%
5 Carter Hewitt	.500	1-1	2	0	1	0	0	0	0	1	.500	0	0	0	0	.500	0	0	0-0	0	1	1	.500
2 Kevin Luke	.444	14-1	9	9	4	1	0	0	1	5	.556	0	0	4	0	.444	0	0	1-1	3	0	0	1.000
32 Thomas Schreck	.335	50-50	158	40	53	14	1	3	35	78	.494	24	11	35	0	.449	3	5	2-3	58	133	8	.960
19 Jack Quinlan	.319	40-40	135	22	43	12	1	5	32	72	.533	17	15	32	4	.449	0	1	1-2	237	22	4	.985
33 Justin Lehman	.316	42-36	136	23	43	13	1	1	24	61	.449	18	3	25	2	.403	2	5	1-1	178	21	2	.990
15 Chris Barr	.308	50-50	208	44	64	10	5	3	38	93	.447	27	2	28	3	.388	3	3	32-36	98	51	6	.961
26 William Parker	.301	41-41	166	37	50	15	0	6	40	83	.500	18	7	37	3	.391	1	0	11-15	34	0	1	.971
27 Addison Ainsworth	.293	49-49	188	44	55	14	1	5	40	86	.457	33	4	31	3	.405	2	6	10-13	114	3	1	.992
25 John McKillop	.271	40-30	118	20	32	8	0	0	20	40	.339	11	3	32	3	.343	2	0	0-2	125	8	2	.985
23 Max McGlone	.250	4-1	4	0	1	1	0	0	0	2	.500	1	0	0	0	.400	0	0	0-0	9	0	0	1.000
6 Michael Delph	.233	21-16	60	12	14	2	2	0	11	20	.333	10	1	15	1	.347	1	1	0-0	125	7	6	.957
16 Ethan Ellis	.233	15-8	30	5	7	2	0	0	4	9	.300	4	1	7	1	.343	0	1	0-0	18	0	0	1.000
24 Paul Andrzejewski	.224	31-22	76	10	17	4	0	0	11	21	.276	10	3	26	2	.333	1	4	1-1	20	53	4	.948
3 Coleson Titus	.223	50-49	166	26	37	8	0	0	18	45	.271	20	15	33	2	.353	3	5	11-13	98	70	9	.949
7 Mark Abell	.217	23-21	69	9	15	2	1	0	10	19	.275	6	0	17	0	.276	1	4	1-1	36	41	5	.939
4 Zac Farrell	.198	38-31	106	20	21	5	0	2	12	32	.302	11	8	24	0	.315	2	3	14-15	71	4	3	.962
11 JT Craig	.077	11-4	13	0	1	1	0	0	0	2	.154	0	2	9	0	.200	0	1	0-0	5	1	0	1.000
Totals	.279	50	1644	321	458	112	12	25	296	669	.407	210	75	355	24	.381	21	39	85-103	1242	444	53	.970
Opponents	.274	50	1638	284	449	88	8	37	260	664	.405	213	65	329	27	.376	17	24	38-49	1263	475	70	.961

LOB - Team (406), Opp (432). DPs turned - Team (32), Opp (27). CI - Team (1), Quinlan 1, Opp (1). IBB - Team (1), Parker 1, Opp (4). Picked off - Lehman 2, Delph 1, Abell 1, Parker 1, Schreck 1.

(All games Sorted by Earned run avg)

Player	era	w-l	app	gs	cg	sho	sv	ip	h	r	er	bb	so	2b	3b	hr	b/avg	wp	hp	bk	sfa	sha
12 Andrew Berg	3.91	5-3	15	12	2	1/1	0	76.0	80	36	33	29	61	16	1	7	.273	2	8	0	1	7
33 Justin Lehman	4.02	5-4	13	13	1	0/0	0	78.1	103	51	35	21	46	18	1	3	.313	1	9	1	5	5
39 Robbie Penswick	4.69	1-4	19	1	0	0/0	5	40.1	37	24	21	19	31	9	1	2	.242	2	9	0	0	2
18 Joe Valchar	5.46	3-2	11	6	0	0/1	0	29.2	25	18	18	20	31	8	0	0	.223	1	12	0	0	3
8 Kevin Reavey	6.03	2-2	20	1	0	0/0	5	31.1	26	23	21	15	37	4	0	6	.224	6	10	0	1	2
1 Kaden Youmans	6.04	0-0	11	1	0	0/0	0	22.1	21	15	15	11	16	4	0	3	.253	1	2	0	2	0
7 Mark Abell	6.17	0-2	12	0	0	0/1	0	23.1	29	20	16	23	24	8	2	0	.302	0	2	0	1	1
38 Trey Ates	6.88	5-5	16	1	0	0/1	1	35.1	44	31	27	27	32	5	1	4	.299	3	3	0	3	2
9 Bryce Brownlee	7.16	3-2	14	11	1	0/0	0	49.0	54	45	39	36	31	11	0	10	.271	9	6	1	2	0

41 Parker Massey	0.00	0-0	1	0	0	0/0	0	0.1	1	0	0	0	0	0	0	0	.500	0	0	0	0	0
6 Michael Delph	3.48	0-0	5	4	0	0/0	0	10.1	10	4	4	1	9	2	1	0	.263	3	2	0	1	1
29 Walker Calvo	3.52	1-0	9	0	0	0/0	0	15.1	14	8	6	3	8	2	0	1	.241	1	1	0	1	1
17 Ian Standlee	9.00	0-0	1	0	0	0/0	0	1.0	2	1	1	0	0	1	1	0	.400	0	0	0	0	0
42 John Calloway	13.50	0-0	2	0	0	0/0	0	0.2	0	2	1	2	1	0	0	0	.000	0	1	0	0	0
22 Dom Trippi	40.50	0-0	2	0	0	0/0	0	0.2	1	3	3	5	2	0	0	1	.333	0	0	0	0	0
31 Harrison Klietherme	99.00	0-1	1	0	0	0/0	0	0.0	2	3	3	1	0	0	0	0	1.000	1	0	0	0	0
Totals	5.28	25-25	50	50	4	3/2	11	414.0	449	284	243	213	329	88	8	37	.274	30	65	2	17	24
Opponents	6.01	25-25	50	50	6	3/1	8	421.0	458	321	281	210	355	112	12	25	.279	55	75	4	21	39

PB - Team (4), Quinlan 2, Titus 2, Opp (5). Pickoffs - Team (1), Quinlan 1, Opp (6). SBA/ATT - Quinlan (21-31), Titus (16-17), Abell (9-11), Lehman (5-8), Berg (5-7), Brownlee (4-5), Reavey (4-4), Penswick (2-3), Delph (2-3), Ates (2-2), Youmans (1-2), Valchar (2-2), Trippi (1-1), McGlone (1-1), Calvo (1-1).



2025 OVERALL STATS (PATRIOT LEAGUE REGULAR SEASON GAMES)

Army Baseball
Conference statistics for Army (as of May 06, 2025)
(Patriot games only Sorted by Batting avg)

Record: 14-11 Home: 7-4 Away: 7-7 Patriot: 14-11

Player	avg	gp-gs	ab	r	h	2b	3b	hr	rbi	tb	slg%	bb	hp	so	gdp	ob%	sf	sh	sb-att	po	a	e	fld%
6 Michael Delph	.429	6-4	14	3	6	1	0	0	4	7	.500	3	0	3	0	.529	0	0	0-0	35	3	1	.974
15 Chris Barr	.371	25-25	97	28	36	6	4	1	18	53	.546	13	1	12	2	.442	2	2	19-21	48	15	2	.969
19 Jack Quinlan	.365	20-20	63	11	23	5	0	4	16	40	.635	6	7	19	2	.474	0	1	1-2	124	8	2	.985
16 Ethan Ellis	.333	3-1	3	0	1	1	0	0	2	2	.667	0	0	1	0	.333	0	0	0-0	0	0	0	.000
32 Thomas Schreck	.329	25-25	73	20	24	5	0	2	14	35	.479	11	4	20	0	.433	2	4	1-2	30	68	3	.970
26 William Parker	.313	25-25	99	16	31	12	0	4	32	55	.556	8	2	21	2	.373	1	0	6-9	14	0	0	1.000
27 Addison Ainsworth	.266	25-25	94	24	25	6	0	2	18	37	.394	13	3	16	1	.373	0	4	7-9	47	1	0	1.000
25 John McKillop	.263	24-22	76	9	20	7	0	0	12	27	.355	9	2	18	3	.348	2	0	0-2	99	6	0	1.000
3 Coleson Titus	.250	25-25	80	11	20	4	0	0	6	24	.300	11	4	14	0	.361	2	2	9-11	56	30	4	.956
7 Mark Abell	.229	16-15	48	6	11	2	0	0	5	13	.271	3	0	11	0	.275	0	3	1-1	27	27	4	.931
4 Zac Farrell	.196	21-18	56	8	11	3	0	1	5	17	.304	9	2	11	0	.319	2	3	9-9	45	1	2	.958
33 Justin Lehman	.196	18-12	46	6	9	3	0	0	5	12	.261	5	0	12	2	.269	1	1	0-0	62	9	1	.986
24 Paul Andrzejewski	.143	16-8	28	4	4	1	0	0	1	5	.179	5	1	7	2	.294	0	2	0-0	9	13	1	.957
2 Kevin Luke	.000	6-0	0	4	0	0	0	0	0	0	.000	0	0	0	0	.000	0	0	1-1	0	0	0	.000
11 JT Craig	.000	3-0	0	0	0	0	0	0	0	0	.000	0	0	0	0	.000	0	0	0-0	0	0	0	.000
Totals	.284	25	777	150	221	56	4	14	138	327	.421	96	26	165	14	.377	12	22	54-67	603	195	21	.974
Opponents	.262	25	780	120	204	41	4	20	107	313	.401	94	30	176	12	.360	6	15	14-17	603	228	36	.958

LOB - Team (181), Opp (203). DPs turned - Team (14), Opp (15). CI - Team (1), Quinlan 1, Opp (1). IBB - Team (0), Opp (1).
Picked off - Delph 1, Schreck 1, Parker 1, Abell 1.

(Patriot games only Sorted by Earned run avg)

Player	era	w-l	app	gs	cg	sho	sv	ip	h	r	er	bb	so	2b	3b	hr	b/avg	wp	hp	bk	sfa	sha
12 Andrew Berg	2.39	4-1	7	7	2	1/1	0	49.0	38	15	13	17	40	8	1	4	.212	1	5	0	0	4
8 Kevin Reavey	2.70	1-1	11	0	0	0/0	4	20.0	13	6	6	8	26	3	0	2	.188	4	4	0	1	1
18 Joe Valchar	4.68	2-2	7	5	0	0/1	0	25.0	23	13	13	14	26	8	0	0	.245	0	7	0	0	3
33 Justin Lehman	5.49	3-3	7	7	1	0/0	0	41.0	61	31	25	8	23	10	1	2	.351	0	4	1	2	4
9 Bryce Brownlee	7.43	1-0	6	6	1	0/0	0	26.2	26	24	22	20	19	7	0	6	.245	2	5	1	0	0

7 Mark Abell	0.00	0-0	3	0	0	0/1	0	6.2	6	2	0	5	9	1	0	0	.231	0	0	0	1	0
39 Robbie Penswick	3.38	0-3	10	0	0	0/0	4	18.2	14	9	7	9	16	2	1	1	.200	2	4	0	0	1
38 Trey Ates	9.82	3-1	6	0	0	0/1	0	7.1	12	9	8	10	12	1	0	3	.353	0	1	0	0	1
1 Kaden Youmans	13.50	0-0	3	0	0	0/0	0	3.1	4	5	5	1	2	0	0	1	.308	0	0	0	1	0
6 Michael Delph	13.50	0-0	1	0	0	0/0	0	1.1	4	2	2	0	1	1	1	0	.571	1	0	0	1	0
29 Walker Calvo	18.00	0-0	2	0	0	0/0	0	2.0	3	4	4	2	2	0	0	1	.375	1	0	0	0	1
Totals	4.70	14-11	25	25	4	3/2	8	201.0	204	120	105	94	176	41	4	20	.262	11	30	2	6	15
Opponents	5.78	11-14	25	25	5	2/0	6	201.0	221	150	129	96	165	56	4	14	.284	25	26	0	12	22

PB - Team (4), Titus 2, Quinlan 2, Opp (2). Pickoffs - Team (1), Quinlan 1, Opp (4). SBA/ATT - Titus (11-11), Quinlan (3-6),
Lehman (2-4), Brownlee (3-4), Berg (2-2), Valchar (2-2), Reavey (2-2), Penswick (2-2), Ates (1-1).



2025 STARTERS SUMMARY

Army Baseball
Miscellaneous Stats for Army (as of May 19, 2025)
(All games)

STARTERS SUMMARY

Player	GS	Position											Batting Order								
		p	c	1b	2b	3b	ss	lf	cf	rf	of	dh	1st	2nd	3rd	4th	5th	6th	7th	8th	9th
15 Chris Barr	50	.	.	.	20	.	.	30	42	5	3
32 Thomas Schrec	50	50	1	4	3	42
27 Addison Ainsw	49	49	.	.	.	5	39	5
3 Coleson Titus	49	.	10	.	.	37	2	.	3	2	4	.	5	18	17	.
33 Justin Lehman	44	13	.	18	12	.	6	.	.	.	22	8	6	.	.	.
26 William Parker	41	16	.	.	.	25	.	.	40	1
19 Jack Quinlan	40	.	39	1	.	.	.	7	29	3	1	.	.
4 Zac Farrell	31	3	1	27	.	.	2	1	.	.	5	12	9	2	.
25 John McKillop	30	.	.	19	1	.	10	.	.	.	16	6	7	1	.	.
24 Paul Andrzejew	22	.	.	.	11	11	1	3	7	10	1
7 Mark Abell	21	.	.	.	19	1	1	3	13	5
6 Michael Delph	19	4	.	13	3	1	8	4	3	.
12 Andrew Berg	12	12
9 Bryce Brownlee	11	11
16 Ethan Ellis	8	6	2	.	1	.	.	.	5	1	1	.
18 Joe Valchar	6	6
11 JT Craig	4	1	.	3	.	.	1	1	1	1	.
39 Robbie Penswic	1	1
8 Kevin Reavey	1	1
38 Trey Ates	1	1
1 Kaden Youman	1	1
5 Carter Hewitt	1	1	1	.	.
23 Max McGlone	1	.	1	1
2 Kevin Luke	1	1	1



2025 GAME-BY-GAME HITTING AND FIELDING STATS

Army Baseball
Team Game-by-Game for Army (as of May 19, 2025)
Batting (All games)

Date	Opponent	ab	r	h	rbi	2b	3b	hr	tb	bb	ibb	sb	cs	hbp	sac	sf	gdp	k	po	a	e	lob	avg
Feb 14	vs North Alabama	28	6	5	5	0	0	0	5	8	0	0	1	1	2	1	1	9	27	6	3	7	.179
Feb 14	vs North Alabama	32	2	5	2	1	0	0	6	7	0	0	0	1	2	0	0	8	24	9	0	13	.167
Feb 15	vs North Alabama	29	0	3	0	0	0	0	3	1	0	0	0	2	0	0	1	7	24	11	3	5	.146
Feb 21	at Wofford	30	3	5	3	0	0	0	5	2	0	0	0	1	2	0	0	6	26	9	1	5	.151
Feb 22	at Wofford	33	1	6	1	2	0	0	8	3	0	1	0	0	0	0	0	13	25	11	0	8	.158
Feb 23	at Wofford	31	1	7	1	0	1	0	9	2	0	0	0	0	2	0	0	8	24	7	4	7	.169
Feb 28	at Air Force	35	8	5	8	2	2	0	11	5	0	1	1	4	0	2	0	14	30	15	1	5	.165
Mar 01	at Air Force	35	7	8	6	3	0	0	11	6	0	0	0	1	0	0	2	7	24	6	1	8	.174
Mar 02	at Air Force	34	16	16	16	4	0	2	26	5	0	1	0	5	2	0	0	10	21	10	1	9	.209
Mar 07	at Fordham	37	2	10	2	2	0	0	12	2	0	1	0	0	0	0	1	8	24	12	4	10	.216
Mar 08	FORDHAM	30	2	3	2	2	0	0	5	3	0	1	0	0	0	0	0	10	27	15	2	4	.206
Mar 09	at Fordham	36	8	11	8	3	0	1	17	3	0	4	0	3	0	1	0	6	27	9	0	8	.215
Mar 12	UALBANY	40	14	16	13	4	0	1	23	5	0	4	0	4	0	0	0	6	24	12	0	13	.233
*3/15/25	at Navy	24	3	5	3	2	0	0	7	1	0	1	0	2	0	1	1	6	18	4	2	4	.231
*3/15/25	at Navy	38	5	13	5	6	0	0	19	3	0	4	0	1	1	1	0	4	27	8	1	12	.240
*3/16/25	at Navy	31	3	9	3	3	1	1	17	6	0	4	1	1	2	0	2	9	24	7	1	10	.243
Mar 19	MAINE	35	14	14	14	2	1	0	18	5	0	3	0	5	0	2	0	6	24	14	1	10	.253
*Mar 22	at Lafayette	25	4	6	4	0	0	1	9	1	0	0	1	0	0	0	0	9	21	10	1	1	.252
*Mar 22	at Lafayette	42	15	17	14	5	1	2	30	7	0	4	2	1	1	1	0	12	27	5	0	10	.262
*Mar 23	at Lehigh	28	12	10	11	1	0	1	14	7	0	2	0	1	2	0	0	4	21	9	0	6	.266
*Mar 23	at Lehigh	31	0	5	0	1	0	0	6	0	0	0	1	1	0	0	0	11	24	6	0	5	.262
Mar 26	FAIRFIELD	33	3	5	3	2	0	1	10	3	0	0	0	0	0	0	0	5	27	9	0	6	.257
*Mar 28	NAVY	22	0	3	0	0	0	0	3	1	0	1	0	0	0	0	3	6	21	13	1	2	.253
*Mar 28	NAVY	31	1	6	1	2	0	0	8	0	0	0	0	0	0	0	2	3	27	15	1	3	.251
*Mar 29	BUCKNELL	31	14	15	13	5	0	2	26	7	0	6	0	1	1	3	0	4	21	7	2	11	.260
*Mar 29	BUCKNELL	32	9	11	10	0	1	1	16	6	0	2	1	3	2	0	0	7	27	7	1	10	.263
*Apr 04	at Holy Cross	25	4	5	4	0	0	0	5	1	0	1	0	1	3	0	0	6	21	6	1	5	.261
*Apr 04	at Holy Cross	33	4	6	4	2	0	0	8	3	0	3	0	1	1	0	1	4	24	4	1	7	.258
*Apr 06	at Holy Cross	24	3	6	3	1	0	0	7	1	0	1	0	0	3	1	1	8	18	3	1	5	.258
*Apr 06	at Holy Cross	36	6	9	3	4	0	0	13	7	0	3	1	3	1	0	0	12	27	8	0	14	.258
Apr 09	MARIST	36	8	12	7	2	0	0	14	9	0	2	0	2	1	0	0	7	27	11	2	14	.260
*Apr 13	LEHIGH	29	11	12	11	2	1	2	22	3	0	2	0	2	0	0	1	4	21	3	0	5	.265
*Apr 13	LEHIGH	35	10	12	9	1	0	2	19	4	0	5	1	1	1	0	0	4	27	9	1	7	.267
*Apr 14	LEHIGH	32	6	7	5	2	0	0	9	11	0	5	0	1	1	0	0	6	27	8	0	12	.266
*Apr 16	HOLY CROSS	37	6	10	4	5	0	0	15	1	0	1	0	0	0	1	1	6	27	5	0	6	.266
*Apr 19	LAFAYETTE	26	5	9	5	2	0	1	14	3	0	1	0	0	1	0	0	5	21	5	1	7	.268
*Apr 19	LAFAYETTE	32	9	10	8	3	0	1	16	6	0	7	2	4	0	0	0	5	27	14	1	9	.269
*Apr 20	LAFAYETTE	30	7	11	7	5	0	0	16	4	0	0	1	0	1	3	0	8	27	9	1	7	.272
Apr 23	at UConn	39	5	10	5	0	1	2	18	2	0	2	0	2	0	0	0	11	24	7	0	11	.271
*Apr 25	at Bucknell	33	4	6	3	1	0	0	7	5	0	0	2	1	0	0	0	7	30	14	0	5	.269
*Apr 26	at Bucknell	32	3	6	3	0	0	0	6	3	0	0	0	0	0	1	0	4	24	8	2	6	.267
*Apr 27	at Bucknell	38	6	12	5	3	0	0	15	5	0	1	0	1	1	0	2	11	24	8	2	12	.268
Apr 30	LIU	39	11	17	10	3	0	2	26	7	0	2	0	2	0	0	0	4	24	8	0	15	.273
May 02	RIDER	27	7	5	4	2	0	0	7	7	0	0	0	8	1	0	1	5	27	7	0	12	.271
May 03	RIDER	39	15	17	12	7	0	0	24	6	0	4	0	2	0	0	1	8	27	8	0	8	.276
5/10/25	at Navy	41	11	15	11	7	0	0	22	4	0	1	1	2	1	0	0	9	24	10	1	10	.278
5/11/25	at Navy	35	13	12	11	3	1	0	17	8	0	2	2	2	1	3	1	5	27	15	1	9	.280
5/11/25	at Navy	39	6	11	6	1	2	1	19	6	0	0	0	1	0	0	1	3	30	5	1	10	.280
May 18	at Holy Cross	33	1	7	1	1	0	0	8	2	0	0	0	0	0	0	1	6	24	12	2	7	.278
May 19	at Holy Cross	41	7	12	7	3	0	1	18	3	1	2	0	1	3	0	0	9	27	11	4	11	.279
Totals		1644	321	458	296	112	12	25	669	210	1	85	18	75	39	21	24	355	1242	444	53	406	.279



GAME NOTES



2025 GAME-BY-GAME PITCHING STATS

Army Baseball Team Game-by-Game for Army (as of May 19, 2025) Pitching (All games)

Date	Opponent	ip	h	r	er	bb	so	2b	3b	hr	wp	bk	hbp	dp	ibb	score	w-l	sv	era
Feb 14	vs North Alabama	9.0	6	1	1	3	8	1	0	0	0	0	1	0	0	6-1	1-0	1	1.00
Feb 14	vs North Alabama	8.0	9	3	3	4	6	2	0	0	0	0	1	1	0	2-3	1-1	1	2.12
Feb 15	vs North Alabama	8.0	6	5	3	5	6	1	0	2	2	0	0	1	0	0-5	1-2	1	2.52
Feb 21	at Wofford	8.2	10	4	3	6	6	1	0	0	1	0	1	1	1	3-4	1-3	1	2.67
Feb 22	at Wofford	8.1	7	2	2	3	8	0	0	1	0	0	2	2	0	1-2	1-4	1	2.57
Feb 23	at Wofford	8.0	7	8	5	6	7	0	0	3	0	0	1	1	0	1-8	1-5	1	3.06
Feb 28	at Air Force	10.0	14	9	6	2	5	4	0	0	3	0	3	0	0	8-9	1-6	1	3.45
Mar 01	at Air Force	8.0	17	14	12	5	9	7	2	1	1	0	1	0	0	7-14	1-7	1	4.63
Mar 02	at Air Force	7.0	8	5	5	7	6	1	0	1	3	0	1	1	0	16-5	2-7	1	4.80
Mar 07	at Fordham	8.0	10	9	9	3	5	1	0	0	1	0	4	1	0	2-9	2-8	1	5.31
Mar 08	FORDHAM	9.0	18	12	11	3	4	7	0	1	0	0	0	0	0	2-12	2-9	1	5.87
Mar 09	at Fordham	9.0	6	2	2	2	5	1	0	0	0	0	2	1	0	8-2	3-9	2	5.52
Mar 12	UALBANY	8.0	3	4	4	6	8	1	0	0	1	0	3	0	0	14-4	4-9	2	5.45
*3/15/25	at Navy	6.0	6	4	2	1	3	1	0	1	0	0	0	0	0	3-4	4-10	2	5.32
*3/15/25	at Navy	9.0	7	4	3	0	9	3	0	1	0	0	1	0	0	5-4	5-10	3	5.15
*3/16/25	at Navy	8.0	8	5	5	5	7	0	0	1	0	1	1	1	1	3-5	5-11	3	5.18
Mar 19	MAINE	8.0	4	4	3	4	3	1	0	1	0	0	2	2	0	14-4	6-11	3	5.08
*Mar 22	at Lafayette	7.0	12	3	3	3	2	2	0	0	0	0	1	0	0	4-3	7-11	4	5.02
*Mar 22	at Lafayette	9.0	14	11	11	4	12	1	1	2	0	0	1	0	0	15-11	8-11	4	5.37
*Mar 23	at Lehigh	7.0	4	3	3	3	4	2	0	1	0	0	1	0	0	12-3	9-11	4	5.30
*Mar 23	at Lehigh	8.0	7	2	2	4	10	2	0	0	1	0	2	0	0	0-2	9-12	4	5.16
Mar 26	FAIRFIELD	9.0	10	8	8	7	5	3	1	0	1	0	1	1	0	3-8	9-13	4	5.30
*Mar 28	NAVY	7.0	6	3	3	1	5	2	0	0	0	0	1	0	0	0-3	9-14	4	5.25
*Mar 28	NAVY	9.0	11	5	5	0	4	1	0	1	2	0	2	2	0	1-5	9-15	4	5.23
*Mar 29	BUCKNELL	7.0	10	8	8	8	6	2	0	2	1	0	0	0	0	14-8	10-15	5	5.41
*Mar 29	BUCKNELL	9.0	9	7	6	8	9	3	0	1	1	0	4	1	0	9-7	11-15	6	5.43
*Apr 04	at Holy Cross	7.0	3	0	0	1	2	0	0	0	0	0	1	1	0	4-0	12-15	6	5.26
*Apr 04	at Holy Cross	8.0	14	5	5	4	9	3	0	0	1	0	0	0	0	4-5	12-16	6	5.27
*Apr 06	at Holy Cross	6.0	6	4	3	7	7	3	0	0	1	0	2	0	0	3-4	12-17	6	5.25
*Apr 06	at Holy Cross	9.0	4	0	0	2	8	1	0	0	0	0	2	1	0	6-0	13-17	6	5.06
Apr 09	MARIST	9.0	14	7	3	6	4	1	1	0	1	0	1	2	0	8-7	14-17	6	4.98
*Apr 13	LEHIGH	7.0	4	0	0	6	9	2	0	0	0	0	0	0	0	11-0	15-17	6	4.85
*Apr 13	LEHIGH	9.0	8	5	5	2	10	2	0	1	0	0	2	2	0	10-5	16-17	7	4.85
*Apr 14	LEHIGH	9.0	5	8	7	6	9	1	0	3	1	0	3	0	0	6-8	16-18	7	4.92
*Apr 16	HOLY CROSS	9.0	13	12	12	6	13	4	1	3	1	0	2	0	0	6-12	16-19	7	5.15
*Apr 19	LAFAYETTE	7.0	5	2	1	4	4	0	0	0	0	0	2	0	0	5-2	17-19	8	5.05
*Apr 19	LAFAYETTE	9.0	8	4	3	1	4	0	0	0	0	0	0	2	0	9-4	18-19	9	4.99
*Apr 20	LAFAYETTE	9.0	11	6	5	5	10	1	0	2	1	0	0	0	0	7-6	19-19	10	4.99
Apr 23	at UConn	8.0	11	12	12	5	8	1	0	2	1	0	1	0	1	5-12	19-20	10	5.21
*Apr 25	at Bucknell	10.0	6	1	1	5	7	0	0	1	1	0	1	3	0	4-1	20-20	10	5.08
*Apr 26	at Bucknell	8.0	13	8	4	3	6	3	1	0	0	1	1	1	0	3-8	20-21	10	5.06
*Apr 27	at Bucknell	8.0	10	10	8	5	7	2	1	0	0	0	0	0	0	6-10	20-22	10	5.15
Apr 30	LIU	8.0	4	1	1	4	7	0	0	0	1	0	2	1	0	11-1	21-22	10	5.06
May 02	RIDER	9.0	10	3	3	0	7	2	0	1	0	0	0	0	0	7-3	22-22	11	5.01
May 03	RIDER	9.0	6	6	6	9	9	0	0	0	1	0	1	0	0	15-6	23-22	11	5.04
5/10/25	at Navy	8.0	15	18	16	9	4	4	0	0	0	0	2	2	0	11-18	23-23	11	5.31
5/11/25	at Navy	9.0	13	2	2	4	7	1	0	0	0	0	1	1	0	13-2	24-23	11	5.23
5/11/25	at Navy	10.0	12	5	5	5	8	3	0	1	1	0	1	0	1	6-5	25-23	11	5.21
May 18	at Holy Cross	8.0	15	12	11	4	4	3	0	3	0	0	1	0	0	1-12	25-24	11	5.36
May 19	at Holy Cross	9.0	10	8	2	7	4	1	0	0	1	0	2	0	0	7-8	25-25	11	5.28
Totals		414.0	449	284	243	213	329	88	8	37	30	2	65	32	4	321-284	25-25	11	5.28

13-TIME PATRIOT LEAGUE CHAMPIONS



ARMY-NAVY BASEBALL SERIES HISTORY

Overall: Series tied, 136-136
in Annapolis: Army leads, 66-64
in West Point: Army leads, 64-58
Neutral site: Navy leads, 13-7
 ~ in Millington, Tenn.: Navy leads, 9-2
 ~ in Baltimore, Md.: Army leads, 3-1
 ~ in Easton, Pa.: Army leads, 1-0
 ~ in Boston, Mass.: Navy leads, 1-0
 ~ in Pomona, N.Y.: Navy leads, 2-1
Extra Innings: Army leads, 14-8

Date	Site	Score
5/18/01	Annapolis	Army 4, Navy 3
5/17/02	West Point	Navy 5, Army 3
1904	Annapolis	Army 8, Navy 2
1905	West Point	Navy 9, Army 5
1906	Annapolis	Army 8, Navy 5
1907	West Point	Army 6, Navy 5
6/3/08	Annapolis	Navy 16, Army 5
5/29/09	West Point	Army 7, Navy 3
5/28/10	Annapolis	Army 2, Navy 0
5/27/11	West Point	Army 7, Navy 1
1912	Annapolis	Army 8, Navy 7
5/31/13	West Point	Army 2, Navy 1
5/30/14	Annapolis	Army 8, Navy 2
5/29/15	West Point	Army 6, Navy 5
5/27/16	Annapolis	Army 13, Navy 3
5/24/19	West Point	Navy 10, Army 6
5/20/20	Annapolis	Navy 11, Army 1
5/28/21	West Point	Army 8, Navy 7
5/29/22	Annapolis	Navy 8, Army 6
6/2/23	West Point	Army 8, Navy 5
5/31/24	Annapolis	Navy 5, Army 3
5/30/25	West Point	Navy 13, Army 7
5/29/26	Annapolis	Army 6, Navy 5 (10)
5/28/27	West Point	Navy 8, Army 2
6/2/28	Annapolis	Army 9, Navy 6
5/27/33	West Point	Navy 8, Army 4 (7)
5/26/34	Annapolis	Navy 4, Army 2
6/1/35	West Point	Army 10, Navy 4
5/30/36	Annapolis	Navy 11, Army 10
5/29/37	West Point	Army 8, Navy 3
5/28/38	Annapolis	Navy 6, Army 1
5/27/39	West Point	Army 4, Navy 1
6/1/40	Annapolis	Navy 4, Army 2



Army played Navy at Fenway Park in 2018.

5/31/41	West Point	Army 4, Navy 3	4/1/88	West Point	Navy 2, Army 1 (8)
5/27/42	Annapolis	Army 10, Navy 3	4/1/88	West Point	Navy 2, Army 0
5/29/43	West Point	Navy 8, Army 2	4/1/89	Annapolis	Army 7, Navy 4
5/27/44	Annapolis	Army 8, Navy 2	4/1/89	Annapolis	Navy 5, Army 2
5/26/45	West Point	Army 7, Navy 2	3/31/90	West Point	Army 10, Navy 3
5/25/46	Annapolis	Navy 11, Army 5	3/31/90	West Point	Army 8, Navy 0
5/24/47	West Point	Navy 8, Army 4	4/6/91	West Point	Army 4, Navy 1
5/29/48	Annapolis	Navy 10, Army 0	4/6/91	West Point	Army 6, Navy 5 (9)
5/28/49	West Point	Navy 8, Army 2	2/29/92	Millington, Tenn.	Navy 3, Army 2
5/27/50	Annapolis	Army 7, Navy 5 (15)	4/4/92	Annapolis	Army 6, Navy 2
5/26/51	West Point	Army 5, Navy 1	4/4/92	Annapolis	Army 9, Navy 7
5/24/52	Annapolis	Navy 3, Army 1	2/27/93	Millington, Tenn.	Navy 7, Army 5
4/11/53	Annapolis	Army 5, Navy 4	4/10/93	West Point	Army 10, Navy 5
5/23/53	West Point	Navy 10, Army 2	4/10/93	West Point	Army 2, Navy 1
5/29/54	Annapolis	Navy 8, Army 4 (7)	2/25/94	Millington, Tenn.	Army 2, Navy 1
5/28/55	West Point	Army 5, Navy 1	2/27/94	Millington, Tenn.	Navy 3, Army 2
5/26/56	Annapolis	Navy 7, Army 4	4/2/94	Annapolis	Navy 6, Army 1
6/1/57	West Point	Army 3, Navy 2	4/2/94	Annapolis	Army 10, Navy 4
5/31/58	Annapolis	Navy 5, Army 4	5/8/94	Annapolis	Navy 8, Army 4
5/30/59	West Point	Navy 4, Army 3 (12)	5/9/94	Annapolis	Navy 7, Army 6
6/4/60	Annapolis	Navy 9, Army 1	2/25/95	Millington, Tenn.	Navy 5, Army 4
6/3/61	West Point	Navy 3, Army 0	5/6/95	West Point	Navy 7, Army 4 (8)
6/5/62	Annapolis	Navy 4, Army 0	5/6/95	West Point	Army 12, Navy 7
6/1/63	West Point	Army 6, Navy 5 (10)	5/7/95	West Point	Navy 8, Army 7
5/30/64	Annapolis	Army 2, Navy 1	5/7/95	West Point	Navy 23, Army 3
6/5/65	West Point	Army 7, Navy 2	2/24/96	Millington, Tenn.	Army 8, Navy 6
6/4/66	Annapolis	Army 7, Navy 3	4/20/96	Annapolis	Navy 13, Army 4
6/3/67	West Point	Navy 3, Army 1	4/20/96	Annapolis	Navy 7, Army 6
6/5/68	Annapolis	Navy 3, Army 1	4/21/96	Annapolis	Navy 4, Army 3
5/31/69	West Point	Army 12, Navy 11	4/21/96	Annapolis	Army 12, Navy 8
4/17/70	Annapolis	Navy 8, Army 3	4/20/97	West Point	Army 3, Navy 1
5/30/70	Annapolis	Navy 3, Army 1	4/20/97	West Point	Navy 7, Army 1
5/1/71	West Point	Army 8, Navy 2	4/21/97	West Point	Army 9, Navy 8
5/1/71	West Point	Army 6, Navy 2	4/21/97	West Point	Army 9, Navy 2
6/5/71	West Point	Navy 5, Army 1	2/28/98	Millington, Tenn.	Navy 2, Army 0
4/23/72	Annapolis	Army 7, Navy 4	4/11/98	Annapolis	Navy 19, Army 7
4/23/72	Annapolis	Navy 2, Army 0	4/11/98	Annapolis	Navy 16, Army 3
6/3/72	Annapolis	Navy 6, Army 3	4/12/98	Annapolis	Navy 7, Army 2
5/4/73	West Point	Army 2, Navy 1	4/12/98	Annapolis	Navy 9, Army 8 (8)
6/2/73	West Point	Navy 4, Army 3	2/27/99	Millington, Tenn.	Navy 7, Army 4
5/4/74	Annapolis	Navy 6, Army 3	4/17/99	West Point	Navy 3, Army 0
5/4/74	Annapolis	Navy 4, Army 0	4/17/99	West Point	Navy 6, Army 2 (8)
6/1/74	Annapolis	Navy 10, Army 9	4/18/99	West Point	Navy 10, Army 1
5/2/75	West Point	Navy 8, Army 2	4/18/99	West Point	Army 9, Navy 5
5/31/75	West Point	Army 4, Navy 1	2/27/00	Millington, Tenn.	Navy 9, Army 0
4/30/76	Annapolis	Navy 11, Army 4			
5/30/76	Annapolis	Navy 13, Army 1			
5/7/77	West Point	Navy 7, Army 0			
5/7/77	West Point	Navy 16, Army 8			
6/3/77	West Point	Navy 11, Army 1			
5/7/78	Annapolis	Navy 3, Army 1			
5/7/78	Annapolis	Navy 5, Army 2			
6/4/78	Annapolis	Navy 16, Army 0			
5/4/79	West Point	Navy 22, Army 0			
5/30/80	Annapolis	Army 4, Navy 2			
5/2/81	West Point	Army 4, Navy 2			
5/2/81	West Point	Navy 7, Army 3			
5/2/82	Annapolis	Army 7, Navy 6			
5/2/82	Annapolis	Army 17, Navy 5			
4/30/83	West Point	Navy 6, Army 2			
4/30/83	West Point	Navy 12, Army 0			
4/28/84	Annapolis	Navy 13, Army 3			
4/28/84	Annapolis	Navy 8, Army 7			
4/28/85	West Point	Navy 7, Army 4			
4/28/85	West Point	Navy 5, Army 3			
3/29/86	West Point	Army 2, Navy 1 (9)			
3/29/86	West Point	Army 8, Navy 5			
3/29/87	Annapolis	Navy 6, Army 1			
3/29/87	Annapolis	Navy 6, Army 3			



Army defeated Navy in the 2024 Patriot League Championship Series.



ARMY-NAVY SERIES HISTORY



Army celebrates the final out of its Patriot League Semifinal Series win in 2025.

4/8/00	Annapolis	Navy 4, Army 1	4/11/10	Annapolis	Army 5, Navy 2
4/10/00	Annapolis	Army 11, Navy 6	4/9/11	West Point	Army 3, Navy 0
4/10/00	Annapolis	Navy 4, Army 3 (8)	4/9/11	West Point	Navy 4, Army 3
5/13/00	Annapolis	Army 13, Navy 4	4/10/11	West Point	Navy 3, Army 2
5/14/00	Annapolis	Army 8, Navy 7	4/10/11	West Point	Army 6, Navy 5 (10)
2/24/01	Millington, Tenn.	Navy 7, Army 4	5/23/11	Annapolis	Navy 4, Army 3
2/25/01	Millington, Tenn.	Navy 12, Army 10	5/23/11	Annapolis	Army 6, Navy 3
4/7/01	West Point	Army 14, Navy 8	5/24/11	Annapolis	Navy 5, Army 3
4/7/01	West Point	Army 3, Navy 2	3/31/12	Annapolis	Army 2, Navy 0
4/8/01	West Point	Navy 6, Army 2	3/31/12	Annapolis	Army 6, Navy 2
4/8/01	West Point	Navy 3, Army 1	4/1/12	Annapolis	Army 9, Navy 5 (9)
3/30/02	Annapolis	Navy 3, Army 2 (8)	4/1/12	Annapolis	Army 7, Navy 2
3/30/02	Annapolis	Navy 3, Army 2	3/31/13	West Point	Navy 7, Army 1
4/1/02	Annapolis	Navy 12, Army 11	3/31/13	West Point	Navy 4, Army 2
4/1/02	Annapolis	Army 10, Navy 3	4/1/13	West Point	Navy 15, Army 4
3/29/03	West Point	Navy 2, Army 0	4/1/13	West Point	Army 14, Navy 7
3/29/03	West Point	Navy 5, Army 1	5/11/13	Annapolis	Army 4, Navy 2
3/31/03	West Point	Army 6, Navy 5	5/11/13	Annapolis	Army 7, Navy 3
3/31/03	West Point	Navy 8, Army 5	4/26/14	Annapolis	Navy 4, Army 0
4/24/04	Annapolis	Army 10, Navy 2	4/26/14	Annapolis	Army 2, Navy 1
4/24/04	Annapolis	Navy 4, Army 3	4/27/14	Annapolis	Army 1, Navy 0
4/25/04	Annapolis	Army 15, Navy 2	4/27/14	Annapolis	Army 5, Navy 4
4/25/04	Annapolis	Army 5, Navy 4 (11)	4/25/15	West Point	Navy 2, Army 1
4/30/05	West Point	Army 3, Navy 0	4/25/15	West Point	Navy 5, Army 3
5/1/05	West Point	Army 6, Navy 1	4/26/15	West Point	Navy 3, Army 0
5/1/05	West Point	Army 11, Navy 5	4/26/15	West Point	Army 3, Navy 2
5/2/05	West Point	Army 3, Navy 2	4/23/16	Annapolis	Navy 3, Army 2
4/23/06	Baltimore, Md.	Army 4, Navy 0	4/23/16	Annapolis	Navy 6, Army 2
4/23/06	Baltimore, Md.	Navy 2, Army 0	4/24/16	Annapolis	Navy 7, Army 3
4/24/06	Annapolis	Army 4, Navy 1	4/24/16	Annapolis	Navy 3, Army 1
4/24/06	Annapolis	Army 6, Navy 1	4/22/17	West Point	Navy 7, Army 3
4/21/07	West Point	Army 3, Navy 2 (8)	4/22/17	West Point	Army 9, Navy 2
4/21/07	West Point	Navy 6, Army 4	4/23/17	West Point	Navy 7, Army 2
4/22/07	West Point	Army 1, Navy 0 (9)	4/23/17	West Point	Navy 10, Army 6
4/22/07	West Point	Army 11, Navy 3	3/25/18	Baltimore, Md.	Army 5, Navy 3 (10)
5/12/07	Easton, Pa.	Army 5, Navy 3	3/25/18	Baltimore, Md.	Army 8, Navy 2
4/12/08	Annapolis	Army 14, Navy 3	4/20/18	Boston, Mass.	Navy 4, Army 0
4/13/08	Annapolis	Army 2, Navy 1 (8)	4/21/18	West Point	Navy 2, Army 1
4/13/08	Annapolis	Army 10, Navy 2	4/21/18	West Point	Navy 8, Army 0
4/14/08	Annapolis	Army 7, Navy 4	5/20/18	Annapolis	Army 8, Navy 5
4/12/09	West Point	Army 9, Navy 6	5/21/18	Annapolis	Army 5, Navy 3
4/12/09	West Point	Army 6, Navy 0 (8)	3/24/19	West Point	Navy 5, Army 2
4/13/09	West Point	Army 11, Navy 5	3/24/19	West Point	Army 5, Navy 2
4/13/09	West Point	Navy 12, Army 10	4/20/19	Annapolis	Navy 3, Army 0
4/10/10	Annapolis	Army 8, Navy 6	4/20/19	Annapolis	Army 11, Navy 3
4/10/10	Annapolis	Army 11, Navy 3	4/21/19	Annapolis	Army 7, Navy 5

5/17/19	Annapolis	Army 6, Navy 2
5/18/19	Annapolis	Navy 4, Army 2
5/19/19	Annapolis	Army 4, Navy 3
5/8/21	Pomona, N.Y.	Army 6, Navy 1
5/8/21	Pomona, N.Y.	Navy 8, Army 7
5/9/21	Pomona, N.Y.	Navy 10, Army 5 (8)
3/27/22	Annapolis	Army 7, Navy 0
3/27/22	Annapolis	Army 9, Navy 0
4/23/22	West Point	Army 9, Navy 3
4/23/22	West Point	Army 9, Navy 1
4/24/22	West Point	Navy 5, Army 0
4/3/23	West Point	Army 2, Navy 1 (10)
4/3/23	West Point	Army 5, Navy 0
4/22/23	Annapolis	Army 11, Navy 4
4/23/23	Annapolis	Army 3, Navy 2
4/23/23	Annapolis	Army 10, Navy 0 (8)
3/24/24	Annapolis	Navy 5, Army 2 (7)
3/24/24	Annapolis	Army 8, Navy 1
4/26/24	West Point	Army 1, Navy 0
4/27/24	West Point	Navy 2, Army 0
4/28/24	West Point	Army 7, Navy 6
5/19/24	West Point	Army 11, Navy 8
5/20/24	West Point	Army 3, Navy 0
3/15/25	Annapolis	Navy 4, Army 3 (7)
3/15/25	Annapolis	Army 5, Navy 4
3/16/25	Annapolis	Navy 5, Army 3
3/28/25	West Point	Navy 3, Army 0 (7)
3/28/25	Annapolis	Navy 5, Army 1
5/10/25	Annapolis	Navy 18, Army 11
5/11/25	Annapolis	Army 13, Navy 2
5/11/25	Annapolis	Army 6, Navy 5 (10)



Chris Barr walked off Navy in Game 3 of the baseball star series in 2024.



JOHNSON STADIUM AT DOUBLEDAY FIELD



It started as a vision. It ended as a dream—a field of dreams, nestled smack in the middle of the U.S. Military Academy, tucked squarely in the middle of history.

Back in the late 1980s, there was much talk of moving venerable Doubleday Field, tearing the quaint little park from its natural resting spot in the national register of historic places, just off the “The Plain” overlooking the majestic Hudson River.

So many had roamed the time-honored pasture, chasing their boyhood dreams on a diamond well-suited for such fantasies. Bradley, Eisenhower, MacArthur, Franks, Blaik and Reeder had all frolicked there; so, too, had McGraw, Durocher, Mays, Mantle, Berra and Stengel. It was a place where major generals met major leaguers, a wonderful patch of land that transcended time and space.

Yet, as part of West Point’s master facilities plan, Doubleday Field, so rich in history, so washed in tradition, was in danger of going the way of some of the great ones, going the way of the Polo Grounds and Ebbets Field; going the way of Connie Mack Stadium and Sportsman’s Park. This magnificent old baseball diamond, named in honor of Abner Doubleday, the founder of baseball and an 1842 USMA graduate, was to be relocated to a more sterile setting, a hollow place void of memories and heritage.

Only the Doubleday Society, with Rod Vitty (USMA ‘55) as its driving force, and the family of Rupert H. Johnson (USMA ‘22) would not let that happen. A marvelous power pitcher during his days in the Black and Gold, Vitty had spent a good portion of his West Point springs toiling on the field where legends were born. For Vitty, the thought of moving “The Home of Army Baseball” from the site where games had

first been contested in 1909 bordered on treason.

Vitty, along with a host of other former players and friends of the program, began a crusade to “Save Doubleday Field.” Thanks to their efforts and the tremendous generosity of the Johnson family, the dream was realized with the formal dedication of Rupert H. Johnson Stadium at Doubleday Field on Sept. 13, 1996.

The goal of the project was to provide the U.S. Military Academy with an impressive facility suited to the storied heritage of West Point and its glorious baseball program.

Highlights of the undertaking included the construction of full locker rooms for both home and visiting teams, a training room, clubhouse facilities, along with the addition of 880 fixed chair-back seats.

Great pains were taken in its design to draw an appropriate parallel between the new facility and the historic significance of its physical location on post. Formal granite facing emulating many of West Point’s older academic buildings was tastefully incorporated to address those means.

Internally, spacious locker room and clubhouse facilities provide coaching staff and team members with a comfortable home.

Finally, landscaping around the facility was intentionally subdued with the historic parade ground known as “The Plain” remaining dominant nearby.

“Today’s dedication of this ‘state-of-the-art’ baseball facility becomes a long overdue distinct and permanent addition to the Academy and its athletic program,” Vitty stressed during the facility’s dedication ceremonies. “This beautiful stadium

is an appropriate and proud expression of West Point’s love for our national pastime. “The Doubleday Society’s efforts to construct this facility was made possible by the extreme generosity of the family of Rupert H. Johnson. This family provided the largest non-testamentary gift ever received by West Point. The Doubleday Society shares the family’s great pride in dedicating this stadium to the memory of Rupert H. Johnson,” Vitty continued. “His proud contribution to the financial industry, his community service and philanthropic activities were reflective of the uncompromising standards and enduring values that were such an integral and driving force in his life. All that was nurtured, I’m sure, by his West Point experience and imbedded by those spring-time days playing baseball on this very field. We call it our ‘field of dreams.’”

Those same dreams will be shared by future generations of Army baseball players for many years to come. The Doubleday Society and the family of Rupert H. Johnson saw to that.

Abner Doubleday, an 1842 West Point graduate, is said to have devised the game of baseball while on leave from the U.S. Military Academy in 1839, drawing out the diamond and the rules of the game. He called the game “Base Ball,” but it was patterned after a game called “Rounders,” which was played by boys and girls in England.

While the origin of baseball has been disputed, Doubleday, nonetheless, is still given credit and the baseball field at the U.S. Military Academy was dedicated in his honor in May 1939, the centennial year of baseball.

Despite the controversy, Doubleday distinguished himself throughout his military career, earning the rank of major general.





JOHNSON STADIUM AT DOUBLEDAY FIELD



As a captain, he fired the first gun for the Union side in the Civil War at Fort Sumter. On Nov. 29, 1862, he was made a major general of the volunteers. He retired from the U.S. Army in 1873 and died Jan. 26, 1893, in New Jersey at the age of 74.

"The Home of Army Baseball" since games were first contested on its present site in 1909, Doubleday Field underwent a major \$4.2 million renovation in 1996. Following an aggressive four month construction cycle, the new Johnson Stadium at Doubleday Field was formally dedicated at ceremonies on Sept. 13, 1996.

The goal of the project was to provide the U.S. Military Academy with an impressive facility suited to the storied heritage of

both West Point and its baseball program. Highlights of the renovation project included the construction of full locker rooms for both home and visiting teams, fully equipped training rooms, clubhouse



facilities, and the addition of 880 fixed chair-back seats.

Great pains were taken in its design to draw an appropriate parallel between the new facility and the historic significance of its physical location on campus. Formal granite facing emulating many of West Point's older academic buildings was tastefully incorporated to address those means.

Internally, spacious locker rooms and clubhouse facilities provide coaching staff and team members with a sparkling home.

A beautifully conceived "Team Room," complete with two flat-screen televisions, a state-of-the-art entertainment system and sparkling new furniture was completed in 2006, providing Army's players with a comfortable place to relax.

Landscaping and sitework around the facility were intentionally subdued with the historic parade ground known as "The Plain" remaining dominant. In order to ensure that, overall height of the structure was minimized.

Doubleday Field itself underwent a major change during the summer of 2006 when a completely new natural playing surface was installed. In addition to incorporating state-of-the-art drainage and watering systems, the project included the addition of new bullpen pitching mounds, a host of dugout amenities and three fully lighted hitting tunnels.

In the summer of 2011, the first-ever press box was pre-assembled and delivered to Doubleday Field. The facility provides room for at least 10 media members, and a rooftop porch allows access for video equipment. A brand new scoreboard was installed in the fall of 2011, and a new padded wall was erected in January 2012.

In the fall of 2013, lights were installed at Johnson Stadium, allowing the Black Knights the opportunity to compete at night.

The latest addition to Johnson Stadium was a new turf field installation at Doubleday Field in the winter of 2023, giving Army an opportunity for fewer game cancellations and delays due to inclement weather.





#1

MARK ABELL

JR. • INF/RHP • 5-10 • 185 • L/R • EVANS, GA. • GREENBRIER HS

	AVG	G	GS	AB	R	H	2B	3B	HR	RBI	SLG%	BB	HBP	K	GDP	OB%	SF	SH	SB	PO	A	E	FLD%
2024	.091	13	2	11	1	1	0	0	1	1	.364	0	0	5	1	.091	0	0	0	1	0	0	1.000
2025	.217	31	21	69	9	15	2	1	0	10	.275	6	0	17	0	.276	1	4	1	36	40	5	.938
2026																							
Career	.200	44	23	80	10	16	2	1	1	11	.287	6	0	22	1	.253	1	4	1	37	40	5	.939
	ERA	W	L	G	GS	CG	SHO	SV	IP	H	R	ER	BB	K	2B	3B	HR	BF	AVG	WP	HBP		
2024	5.68	1	0	5	0	0	0	0	6.1	6	9	4	6	3	2	0	2	32	.250	1	1		
2025	6.17	0	2	12	0	0	0	0	23.1	29	20	16	23	24	8	2	0	123	.302	0	2		
2026																							
Career	6.07	1	2	17	0	0	0	0	29.2	35	29	20	29	27	10	2	2	155	.292	1	3		

Career Highs
H: 2, at Navy 3/15/25 2B: 1, at Lafayette, 3/22/25* 3B: N/A HR: 1, at Fordham, 3/17/24 R: 1, at Navy 3/15/25* RBI: 1, at Navy 3/15/25* SB: 1, at Holy Cross 4/4/2025 IP: 3.2, vs. Rider, 5/3/25 K: 5, vs. Rider, 5/3/25

Season Highs
H: N/A 2B: N/A 3B: N/A HR: N/A R: N/A RBI: N/A SB: N/A IP: N/A K: N/A

*Multi-occurrence season or career-high, most recent occurrence listed



#2

DAVID DUBRULE

FR. • INF • 6-0 • 170 • R/R • VENICE, FLA. • VENICE HS

	AVG	G	GS	AB	R	H	2B	3B	HR	RBI	SLG%	BB	HBP	K	GDP	OB%	SF	SH	SB	PO	A	E	FLD%
2026																							
Career																							

Career Highs
H: N/A 2B: N/A 3B: N/A HR: N/A R: N/A RBI: N/A SB: N/A

Season Highs
H: N/A 2B: N/A 3B: N/A HR: N/A R: N/A RBI: N/A SB: N/A

*Multi-occurrence season or career-high, most recent occurrence listed



#3

JAKE PINEDA

FR. • C • 5-11 • 175 • L/R • CENTERVILLE, TEXAS • CENTERVILLE HS

	AVG	G	GS	AB	R	H	2B	3B	HR	RBI	SLG%	BB	HBP	K	GDP	OB%	SF	SH	SB	PO	A	E	FLD%
2026																							
Career																							

Career Highs
H: N/A 2B: N/A 3B: N/A HR: N/A R: N/A RBI: N/A SB: N/A

Season Highs
H: N/A 2B: N/A 3B: N/A HR: N/A R: N/A RBI: N/A SB: N/A

*Multi-occurrence season or career-high, most recent occurrence listed



#4 ZAC FARRELL

SR. • OF • 5-9 • 175 • R/R • CARLSBAD, CALIF. • SAN MARCOS HS

	AVG	G	GS	AB	R	H	2B	3B	HR	RBI	SLG%	BB	HBP	K	GDP	OB%	SF	SH	SB	PO	A	E	FLD%
2023	.196	20	13	46	6	9	3	0	0	2	.261	3	2	16	1	.275	0	1	2	26	0	0	1.000
2024	.182	15	2	11	4	2	2	0	0	2	.364	0	1	3	0	.250	0	0	0	6	0	0	1.000
2025	.198	38	31	106	20	21	5	0	2	12	.302	11	8	24	0	.315	2	3	14	71	4	3	.962
2026																							
Career	.196	73	46	163	30	32	10	0	2	16	.294	14	11	43	1	.300	2	4	16	103	4	3	.973

Career Highs

H: 2, at Navy, 5/11/25* 2B: 1, at Holy Cross, 5/19/25* 3B: N/A HR: 1, at UConn, 4/23/25* R: 4, vs. Stonehill, 3/4/23 RBI: 2, at Navy, 5/11/25* SB: 2, vs. UAlbany, 3/12/25

Season Highs

H: N/A 2B: N/A 3B: N/A HR: N/A R: N/A RBI: N/A SB: N/A

*Multi-occurrence season or career-high, most recent occurrence listed



#5 CARTER HEWITT

SR. • INF • 6-2 • 200 • R/R • JUPITER, FLA. • THE MCCALLIE SCHOOL

	AVG	G	GS	AB	R	H	2B	3B	HR	RBI	SLG%	BB	HBP	K	GDP	OB%	SF	SH	SB	PO	A	E	FLD%
2023	.208	11	5	24	2	5	0	0	0	2	.208	2	0	6	0	.269	0	0	0	10	0	1	.909
2024	.154	27	21	65	8	10	4	0	0	1	.215	7	5	30	1	.286	0	1	2	152	19	1	.994
2025	.500	1	1	2	0	1	0	0	0	0	.500	0	0	0	0	.500	0	0	0	0	1	1	.500
2026																							
Career	.176	39	27	91	10	16	4	0	0	3	.220	9	5	36	1	.286	0	1	2	162	20	3	.984


Career Highs

H: 1, at UNA, 2/14/25* 2B: 1, at Lafayette, 4/13/24* 3B: N/A HR: N/A R: 2, at Stetson, 2/24/24 RBI: 1, at Fairfield, 3/16/24* SB: 1, vs. Maine, 2/25/24

Season Highs

H: N/A 2B: N/A 3B: N/A HR: N/A R: N/A RBI: N/A SB: N/A

*Multi-occurrence season or career-high, most recent occurrence listed



#6 MICHAEL DELPH

SO. • 1B/RHP • 6-1 • 205 • L/R • KNOXVILLE, TENN. • FARRAGUT HS

	AVG	G	GS	AB	R	H	2B	3B	HR	RBI	SLG%	BB	HBP	K	GDP	OB%	SF	SH	SB	PO	A	E	FLD%
2025	.233	25	19	60	12	14	2	2	0	11	.333	10	1	15	1	.347	1	1	0	125	7	6	.957
2026																							
Career	.233	25	19	60	12	14	2	2	0	11	.333	10	1	15	1	.347	1	1	0	125	7	6	.957
	ERA	W	L	G	GS	CG	SHO	SV	IP	H	R	ER	BB	K	2B	3B	HR	BF	AVG	WP	HBP		
2025	3.48	0	0	5	4	0	0	0	10.1	10	4	4	1	9	2	1	0	43	.263	3	2		
2026																							
Career	3.48	0	0	5	4	0	0	0	10.1	10	4	4	1	9	2	1	0	43	.263	3	2		


Career Highs

H: 2, vs. Lafayette, 4/20/25 2B: 1, at Holy Cross, 5/19/25* 3B: 1, at Navy, 5/11/25* HR: N/A R: 3, at Navy, 5/11/25 RBI: 2, vs. Lafayette, 4/20/25* SB: N/A IP: 3.0, at UConn, 4/23/25 K: 3.0, at UConn, 4/23/25

Season Highs

H: N/A 2B: N/A 3B: N/A HR: N/A R: N/A RBI: N/A SB: N/A IP: N/A K: N/A

*Multi-occurrence season or career-high, most recent occurrence listed



#7

KADEN YOUMANS

SO. • RHP • 5-9 • 175 • R/R • THOUSAND OAKS, CALIF. • WESTLAKE HS

	ERA	W	L	G	GS	CG	SHO	SV	IP	H	R	ER	BB	K	2B	3B	HR	BF	AVG	WP	HBP
2025	6.04	0	0	11	1	0	0	0	22.1	21	15	15	11	16	4	0	3	98	.253	1	2
2026																					
Career	6.04	0	0	11	1	0	0	0	22.1	21	15	15	11	16	4	0	3	98	.253	1	2

Career Highs

IP: 5.0, at Holy Cross, 5/18/25 K: 4, at Air Force, 3/1/25

Season Highs

IP: N/A K: N/A

*Multi-occurrence season or career-high, most recent occurrence listed



#8

KEVIN REAVEY

SO. • RHP • 6-3 • 205 • R/R • HAVERTOWN, PA. • THE HAVERFORD SCHOOL

	ERA	W	L	G	GS	CG	SHO	SV	IP	H	R	ER	BB	K	2B	3B	HR	BF	AVG	WP	HBP
2025	6.03	2	2	20	1	0	0	5	31.1	26	23	21	15	37	4	0	6	144	.224	6	10
2026																					
Career	6.03	2	2	20	1	0	0	5	31.1	26	23	21	15	37	4	0	6	144	.224	6	10


Career Highs

IP: 3.2, vs. UAlbany, 3/12/25 K: 4, at Holy Cross, 4/6/25*

Season Highs

IP: N/A K: N/A

*Multi-occurrence season or career-high, most recent occurrence listed



#9

MASON SCOTT

FR. • INF • 6-3 • 190 • R/R • GREENWOOD VILLAGE, COLO. • CHERRY CREEK HS

	AVG	G	GS	AB	R	H	2B	3B	HR	RBI	SLG%	BB	HBP	K	GDP	OB%	SF	SH	SB	PO	A	E	FLD%
2026																							
Career																							

Career Highs

H: N/A 2B: N/A 3B: N/A HR: N/A R: N/A RBI: N/A SB: N/A

Season Highs

H: N/A 2B: N/A 3B: N/A HR: N/A R: N/A RBI: N/A SB: N/A

*Multi-occurrence season or career-high, most recent occurrence listed



#10 JOSHUA OVERBEEK

FR. • 1B/RHP • 6-4 • 230 • L/R • WEATHERFORD, TEXAS. • ANDERSON HS (USMAPS)

	AVG	G	GS	AB	R	H	2B	3B	HR	RBI	SLG%	BB	HBP	K	GDP	OB%	SF	SH	SB	PO	A	E
2026																						
Career																						
	ERA	W	L	G	GS	CG	SHO	SV	IP	H	R	ER	BB	K	2B	3B	HR	BF	AVG	WP	HBP	

2026																					
Career																					

Career Highs
H: N/A 2B: N/A 3B: N/A HR: N/A R: N/A RBI: N/A SB: N/A IP: N/A K: N/A

Season Highs
H: N/A 2B: N/A 3B: N/A HR: N/A R: N/A RBI: N/A SB: N/A IP: N/A K: N/A

*Multi-occurrence season or career-high, most recent occurrence listed



#11 JT CRAIG

SO. • OF • 6-1 • 230 • R/R • PHOENIX, ARIZ. • BROPHY COLLEGE PREPARATORY

	AVG	G	GS	AB	R	H	2B	3B	HR	RBI	SLG%	BB	HBP	K	GDP	OB%	SF	SH	SB	PO	A	E	FLD%
2025	.077	11	4	13	0	1	1	0	0	0	.154	0	2	9	0	.200	0	1	0	5	1	0	1.000
2026																							
Career	.077	11	4	13	0	1	1	0	0	0	.154	0	2	9	0	.200	0	1	0	5	1	0	1.000

Career Highs
H: 1, at UNA, 2.14.25 2B: 1, at UNA, 2.14.25 3B: N/A HR: N/A R: N/A RBI: N/A SB: N/A

Season Highs
H: N/A 2B: N/A 3B: N/A HR: N/A R: N/A RBI: N/A SB: N/A

*Multi-occurrence season or career-high, most recent occurrence listed



#12 ANDREW BERG


SR. • RHP • 6-0 • 185 • R/R • CONROE, TEXAS • CONROE HS

	ERA	W	L	G	GS	CG	SHO	SV	IP	H	R	ER	BB	K	2B	3B	HR	BF	AVG	WP	HBP
2023	6.75	0	0	1	0	0	0	0	1.1	3	1	1	0	1	1	0	0	8	.429	0	1
2024	2.17	5	3	21	2	0	0	2	49.2	37	14	12	25	43	4	1	3	215	.206	6	6
2025	3.91	5	3	15	12	2	1	0	76.0	80	36	33	29	61	16	1	7	338	.273	2	8
2026																					
Career	3.26	10	6	37	14	2	1	2	127.0	120	51	46	54	105	21	2	10	561	.250	8	15

Career Highs
IP: 8.1, at Navy, 3/15/25 K: 9, at Lafayette, 3/22/25

Season Highs
IP: N/A K: N/A

*Multi-occurrence season or career-high, most recent occurrence listed



#13 BENNIE FRANQUIZ

FR. • INF • 5-9 • 160 • L/R • MOUNT SINAI, N.Y. • MOUNT SINAI HS

AVG G GS AB R H 2B 3B HR RBI SLG% BB HBP K GDP OB% SF SH SB PO A E

2026

Career

Career Highs

H: N/A 2B: N/A 3B: N/A HR: N/A R: N/A RBI: N/A SB: N/A

Season Highs

H: N/A 2B: N/A 3B: N/A HR: N/A R: N/A RBI: N/A SB: N/A

*Multi-occurrence season or career-high, most recent occurrence listed



#15 CHRIS BARR

SR. • INF • 5-11 • 160 • S/R • SARASOTA, FLA. • RIVERVIEW HS

AVG G GS AB R H 2B 3B HR RBI SLG% BB HBP K GDP OB% SF SH SB PO A E FLD%

2023 .306 35 21 72 25 22 1 2 0 17 .375 12 2 9 0 .414 1 5 3 44 34 1 .987

2024 .341 44 44 170 43 58 8 4 2 21 .471 26 6 28 0 .446 0 2 16 73 114 3 .984

2025 .308 50 50 208 44 64 10 5 3 38 .447 27 2 28 3 .388 3 3 32 98 51 6 .961

2026

Career .320 129 115 450 112 144 19 11 5 76 .444 65 10 65 3 .414 4 10 51 215 199 10 .976

Career Highs

H: 5, vs. Bucknell, 3/29/25* 2B: 2, vs. Bucknell, 3/29/25 3B: 1, vs. Lehigh, 4/13/25* HR: 1, vs. LIU, 4/30/25* R: 5, vs. Holy Cross, 4/7/24
RBI: 4, at Navy, 5/11/25* SB: 3 vs. Lafayette, 4/20/25*

Season Highs

H: N/A 2B: N/A 3B: N/A HR: N/A R: N/A RBI: N/A SB: N/A

*Multi-occurrence season or career-high, most recent occurrence listed



#16 RYAN WEBBER

FR. • INF • 6-0 • 175 • R/R • YARDLEY, PA. • PENNSBURY HS

AVG G GS AB R H 2B 3B HR RBI SLG% BB HBP K GDP OB% SF SH SB PO A E FLD%

2026

Career

Career Highs

H: N/A 2B: N/A 3B: N/A HR: N/A R: N/A RBI: N/A SB: N/A

Season Highs

H: N/A 2B: N/A 3B: N/A HR: N/A R: N/A RBI: N/A SB: N/A

*Multi-occurrence season or career-high, most recent occurrence listed



#17 IAN STANDLEE

SO. • RHP • 6-2 • 200 • R/R • TOMBALL, TEXAS • KLEIN CAIN HS

	ERA	W	L	G	GS	CG	SHO	SV	IP	H	R	ER	BB	K	2B	3B	HR	BF	AVG	WP	HBP
2025	9.00	0	0	1	0	0	0	0	1.0	2	1	1	0	0	1	1	0	5	.400	0	0
2026																					
Career	9.00	0	0	1	0	0	0	0	1.0	2	1	1	0	0	1	1	0	5	.400	0	0

Career Highs
IP: 1.0, vs. Fairfield, 3/26/25 K: N/A

Season Highs
IP: N/A K: N/A

*Multi-occurrence season or career-high, most recent occurrence listed



#18 JOE VACCARELLA

FR. • RHP • 6-4 • 210 • L/R • MICKLETON, N.J. • PDG ACADEMY

	ERA	W	L	G	GS	CG	SHO	SV	IP	H	R	ER	BB	K	2B	3B	HR	BF	AVG	WP	HBP
2026																					
Career																					

Career Highs
IP: N/A K: N/A

Season Highs
IP: N/A K: N/A

*Multi-occurrence season or career-high, most recent occurrence listed



#19 JACK QUINLAN

SR. • C • 5-11 • 215 • R/R • LONG ISLAND, N.Y. • SAYVILLE HS

	AVG	G	GS	AB	R	H	2B	3B	HR	RBI	SLG%	BB	HBP	K	GDP	OB%	SF	SH	SB	PO	A	E	FLD%
2023	0	4	0	3	0	0	0	0	0	0	.000	0	0	1	0	0	0	0	0	4	0	0	1.000
2024	.333	2	0	3	0	1	0	0	0	0	.333	0	0	2	0	.333	0	0	0	2	0	0	1.000
2025	.319	40	40	135	22	43	12	1	5	32	.533	17	15	32	4	.449	0	1	1	237	22	4	.985
2026																							
Career	.312	46	40	141	22	44	12	1	5	32	.518	17	15	35	4	.439	0	1	1	243	22	4	.985

Career Highs
H: 4, at Navy, 5/10/25 2B: 4, at Navy, 5/10/25* 3B: 1, at UConn, 4/23/25 HR: 1, vs. Lafayette, 4/19/25* R: 3, vs. UAlbany, 3/12/25
RBI: 5, vs. UAlbany, 3/12/25 SB: 1, at Navy, 3/15/25

Season Highs
H: N/A 2B: N/A 3B: N/A HR: N/A R: N/A RBI: N/A SB: N/A

*Multi-occurrence season or career-high, most recent occurrence listed



#21 SEAN NEWTON

SO. • RHP • 6-6 • 230 • R/R • ST. PETERSBURG, FLA. • OSCEOLA FUNDAMENTAL HS

	ERA	W	L	G	GS	CG	SHO	SV	IP	H	R	ER	BB	K	2B	3B	HR	BF	AVG	WP	HBP
2025																					
2026																					
Career																					

Career Highs
IP: N/A K: N/A

Season Highs
IP: N/A K: N/A

*Multi-occurrence season or career-high, most recent occurrence listed



#22 WILLIAM LEAHY

FR. • LHP • 5-10 • 150 • L/L • HENDERSON, N.C. • HERITAGE HS

	ERA	W	L	G	GS	CG	SHO	SV	IP	H	R	ER	BB	K	2B	3B	HR	BF	AVG	WP	HBP
2026																					
Career																					

Career Highs
IP: N/A K: N/A

Season Highs
IP: N/A K: N/A

*Multi-occurrence season or career-high, most recent occurrence listed



#23 MAX MCGLONE

JR. • C • 6-0 • 200 • R/R • DOYLESTOWN, PA. • CENTRAL BUCKS WEST HS

	AVG	G	GS	AB	R	H	2B	3B	HR	RBI	SLG%	BB	HBP	K	GDP	OB%	SF	SH	SB	PO	A	E	FLD%
2024	.333	2	1	3	1	1	0	0	0	1	.333	0	1	0	0	.500	0	0	0	4	1	0	1.000
2025	.250	4	1	4	0	1	1	0	0	0	.500	1	0	0	0	.400	0	0	0	9	0	0	1.000
2026																							
Career	.286	6	2	7	1	2	1	0	0	1	.429	1	1	0	0	.444	0	0	0	13	1	0	1.000

Career Highs
H: 1, vs. LIU, 4/30/25* 2B: 1, vs. LIU, 4/30/25* 3B: N/A HR: N/A R: 1, vs. Siena, 3/20/24 RBI: 1, vs. Siena, 3/20/24 SB: N/A

Season Highs
H: N/A 2B: N/A 3B: N/A HR: N/A R: N/A RBI: N/A SB: N/A

*Multi-occurrence season or career-high, most recent occurrence listed



#24 PAUL ANDRZEJEWSKI

JR. • INF • 6-1 • 195 • R/R • HUNTSVILLE, ALA. • ST. JOHN PAUL II CATHOLIC HS

	AVG	G	GS	AB	R	H	2B	3B	HR	RBI	SLG%	BB	HBP	K	GDP	OB%	SF	SH	SB	PO	A	E	FLD%
2024	.231	13	5	13	3	3	0	0	0	3	.231	1	4	6	0	.444	0	4	0	11	17	1	.966
2025	.224	31	22	76	10	17	4	0	0	11	.276	10	3	26	2	.333	1	4	1	20	53	4	.948
2026																							
Career	.225	44	27	89	13	20	4	0	0	14	.270	11	7	32	2	.352	1	8	1	31	70	5	.953

Career Highs

H: 3, vs. UAlbany, 3/12/25 **2B**: 2, vs. UAlbany, 3/12/25 **3B**: N/A **HR**: N/A **R**: 1, at Holy Cross 4/4/25* **RBI**: 3, vs. UAlbany, 3/12/25
SB: 1, vs. UAlbany, 3/12/25

Season Highs

H: N/A **2B**: N/A **3B**: N/A **HR**: N/A **R**: N/A **RBI**: N/A **SB**: N/A

*Multi-occurrence season or career-high, most recent occurrence listed



#25 JOHN MCKILLOP

SO. • 1B • 6-3 • 220 • L/R • CHARLOTTE, N.C. • CHARLOTTE CATHOLIC HS

	AVG	G	GS	AB	R	H	2B	3B	HR	RBI	SLG%	BB	HBP	K	GDP	OB%	SF	SH	SB	PO	A	E	FLD%
2025	.271	40	30	118	20	32	8	0	0	20	.339	11	3	32	3	.343	2	0	0	125	8	2	.985
2026																							
Career	.271	40	30	118	20	32	8	0	0	20	.339	11	3	32	3	.343	2	0	0	125	8	2	.985

Career Highs

H: 3, vs. Lafayette, 4/19/25* **2B**: 3, at Navy, 3/16/25 **3B**: N/A **HR**: N/A **R**: 3, at Air Force, 3/2/25 **RBI**: 4, at Air Force, 3/2/25 **SB**: N/A

Season Highs

H: N/A **2B**: N/A **3B**: N/A **HR**: N/A **R**: N/A **RBI**: N/A **SB**: N/A

*Multi-occurrence season or career-high, most recent occurrence listed



#26 WILLIAM PARKER

SR. • OF • 6-1 • 185 • R/R • HOPEDALE, MASS. • HOPEDALE HS

	AVG	G	GS	AB	R	H	2B	3B	HR	RBI	SLG%	BB	HBP	K	GDP	OB%	SF	SH	SB	PO	A	E	FLD%
2023	.270	16	11	37	10	10	1	0	1	7	.378	4	5	11	0	.388	3	0	2	19	0	0	1.000
2024	.318	54	54	198	41	63	11	0	13	62	.571	16	13	32	3	.400	3	0	10	67	0	2	.971
2025	.301	41	41	166	37	50	15	0	6	40	.500	18	7	37	3	.391	1	0	11	34	0	1	.971
2026																							
Career	.307	111	106	401	88	123	27	0	20	109	.524	38	25	80	6	.395	7	0	23	120	0	3	.976

Career Highs

H: 5, at Holy Cross, 4/17/24 **2B**: 2, vs. Rider, 5/3/25* **3B**: N/A **HR**: 1, at Navy, 5/11/25* **R**: 3, at Navy, 5/11/25* **RBI**: 8, at Bucknell, 3/25/24 **SB**: 3, vs. Lafayette, 4/19/25

Season Highs

H: N/A **2B**: N/A **3B**: N/A **HR**: N/A **R**: N/A **RBI**: N/A **SB**: N/A

*Multi-occurrence season or career-high, most recent occurrence listed



#27 ADDISON AINSWORTH

SR. • OF • 6-0 • 205 • L/R • BATON ROUGE, LA. • CATHOLIC HS (AVON OLD FARMS)

	AVG	G	GS	AB	R	H	2B	3B	HR	RBI	SLG%	BB	HBP	K	GDP	OB%	SF	SH	SB	PO	A	E	FLD%
2023	.257	51	47	144	31	37	6	1	1	18	.333	29	11	36	0	.416	1	5	7	82	3	0	1.000
2024	.231	35	30	78	12	18	4	1	0	15	.308	18	8	20	1	.411	3	5	1	65	0	1	.985
2025	.293	49	49	188	44	55	14	1	5	40	.457	33	4	31	3	.405	2	6	10	114	3	1	.992
2026																							
Career	.268	135	126	410	87	110	24	3	6	73	.385	80	23	87	4	.410	6	16	18	261	6	2	.993

Career Highs
H: 3, at Holy Cross, 5/19/25* **2B**: 2, at Bucknell, 4/27/25* **3B**: 1, at Navy, 5/11/25* **HR**: 1, at Holy Cross, 5/19/25* **R**: 3, vs. LIU, 4/30/25* **RBI**: 4, at Holy Cross, 5/19/25* **SB**: 2, vs. Lehigh, 4/14/25*

Season Highs
H: N/A **2B**: N/A **3B**: N/A **HR**: N/A **R**: N/A **RBI**: N/A **SB**: N/A

*Multi-occurrence season or career-high, most recent occurrence listed



#28 ANDY NEAL

JR. • C • 5-11 • 205 • R/R • GRAPEVINE, TEXAS • GRAPEVINE FAITH CHRISTIAN SCHOOL

	AVG	G	GS	AB	R	H	2B	3B	HR	RBI	SLG%	BB	HBP	K	GDP	OB%	SF	SH	SB	PO	A	E	FLD%
2024																							
2025																							
2026																							
Career																							

Career Highs
H: N/A **2B**: N/A **3B**: N/A **HR**: N/A **R**: N/A **RBI**: N/A **SB**: N/A

Season Highs
H: N/A **2B**: N/A **3B**: N/A **HR**: N/A **R**: N/A **RBI**: N/A **SB**: N/A

*Multi-occurrence season or career-high, most recent occurrence listed



#29 WALKER CALVO


SO. • RHP • 6-3 • 205 • R/R • FULLERTON, CALIF. • LA MIRANDA HS

	ERA	W	L	G	GS	CG	SHO	SV	IP	H	R	ER	BB	K	2B	3B	HR	BF	AVG	WP	HBP
2025	3.52	1	0	9	0	0	0	0	15.1	14	8	6	3	8	2	0	1	64	.241	1	1
2026																					
Career	3.52	1	0	9	0	0	0	0	15.1	14	8	6	3	8	2	0	1	64	.241	1	1

Career Highs
IP: 3.0, vs. Maine, 3/19/25 **K**: 2, vs. LIU, 4/30/25*

Season Highs
IP: N/A **K**: N/A

*Multi-occurrence season or career-high, most recent occurrence listed



#30 JAKOB VANDERHAVE

JR. • RHP • 6-0 • 195 • R/R • CHARLOTTE, N.C. • CHARLOTTE COUNTRY DAY SCHOOL

	ERA	W	L	G	GS	CG	SHO	SV	IP	H	R	ER	BB	K	2B	3B	HR	BF	AVG	WP	HBP
2024	3.86	0	0	3	0	0	0	0	2.1	2	2	1	1	4	1	1	0	10	.286	0	1
2025																					
2026																					
Career	3.86	0	0	3	0	0	0	0	2.1	2	2	1	1	4	1	1	0	10	.286	0	1

Career Highs
IP: 1.0, vs. Holy Cross, 4/7/24 K: 3, vs. Holy Cross, 4/7/24

Season Highs
IP: N/A K: N/A

*Multi-occurrence season or career-high, most recent occurrence listed



#31 NICK CICALE

FR. • C • 6-2 • 190 • R/R • ARNOLD, MD. • BROADNECK HS

	AVG	G	GS	AB	R	H	2B	3B	HR	RBI	SLG%	BB	HBP	K	GDP	OB%	SF	SH	SB	PO	A	E	FLD%
2026																							
Career																							

Career Highs
H: N/A 2B: N/A 3B: N/A HR: N/A R: N/A RBI: N/A SB: N/A

Season Highs
H: N/A 2B: N/A 3B: N/A HR: N/A R: N/A RBI: N/A SB: N/A

*Multi-occurrence season or career-high, most recent occurrence listed



#32 THOMAS SCHRECK

SR. • INF • 5-9 • 176 • R/R • NEEDVILLE, TEXAS • NEEDVILLE HS (NEW MEXICO JC)

	AVG	G	GS	AB	R	H	2B	3B	HR	RBI	SLG%	BB	HBP	K	GDP	OB%	SF	SH	SB	PO	A	E	FLD%
2023	.095	11	6	21	3	2	0	0	0	6	.095	2	0	8	0	.154	3	0	0	12	14	0	1.000
2024	.210	54	53	162	19	34	8	0	1	28	.278	21	6	38	3	.321	1	10	2	81	119	8	.962
2025	.335	50	50	158	40	53	14	1	3	35	.494	24	11	35	0	.449	3	5	2	58	133	8	.960
2026																							
Career	.261	115	109	341	62	89	22	1	4	69	.367	47	17	81	3	.371	7	15	4	151	266	16	.963

Career Highs
H: 3, at Navy, 5/11/25* 2B: 2, at Air Force, 3/2/25* 3B: 1, at Air Force, 2/28/25 HR: 1, at UConn, 4/23/25* R: 3, at Holy Cross, 5/19/25* RBI: 3, at Stetson, 2/24/24 SB: 1, vs. Rider, 5/3/25*

Season Highs
H: N/A 2B: N/A 3B: N/A HR: N/A R: N/A RBI: N/A SB: N/A

*Multi-occurrence season or career-high, most recent occurrence listed



#33 COLE CONNOR

FR. • RHP • 6-1 • 188 • R/R • BATON ROUGE, LA. • UNIVERSITY LAB HS (USMAPS)

ERA	W	L	G	GS	CG	SHO	SV	IP	H	R	ER	BB	K	2B	3B	HR	BF	AVG	WP	HBP
-----	---	---	---	----	----	-----	----	----	---	---	----	----	---	----	----	----	----	-----	----	-----

2026

Career

Career Highs
IP: N/A K: N/A

Season Highs
IP: N/A K: N/A

*Multi-occurrence season or career-high, most recent occurrence listed



#35 ADAM UJIIE

FR. • RHP • 6-2 • 175 • R/R • TUSTIN, CALIF. • FOOTHILL HS

ERA	W	L	G	GS	CG	SHO	SV	IP	H	R	ER	BB	K	2B	3B	HR	BF	AVG	WP	HBP
-----	---	---	---	----	----	-----	----	----	---	---	----	----	---	----	----	----	----	-----	----	-----

2026

Career

Career Highs
IP: N/A K: N/A

Season Highs
IP: N/A K: N/A

*Multi-occurrence season or career-high, most recent occurrence listed



#38 TREY ATES


SR. • RHP • 6-0 • 182 • R/R • DALLAS, TEXAS • LAKE HIGHLANDS HS (PARIS JC)

	ERA	W	L	G	GS	CG	SHO	SV	IP	H	R	ER	BB	K	2B	3B	HR	BF	AVG	WP	HBP
2024	2.88	0	0	14	0	0	0	1	25.0	16	8	8	13	27	1	1	1	107	.182	4	5
2025	6.88	5	5	16	1	0	0	1	35.1	44	31	27	27	32	5	1	4	182	.299	3	3
2026																					
Career	5.22	5	5	30	1	0	0	2	60.1	60	39	35	40	59	6	2	5	289	.255	7	8

Career Highs
IP: 6.0, at Navy, 5/11/25 K: 6, vs. Fordham, 3/15/24

Season Highs
IP: N/A K: N/A

*Multi-occurrence season or career-high, most recent occurrence listed



#39 ROBBIE PENSWICK

SO. • RHP • 6-1 • 195 • L/R • PLYMOUTH, MASS. • STURGIS EAST HS

	ERA	W	L	G	GS	CG	SHO	SV	IP	H	R	ER	BB	K	2B	3B	HR	BF	AVG	WP	HBP
2024	6.55	1	1	3	0	0	0	0	11.0	10	8	8	6	6	2	0	2	48	.278	3	2
2025	4.69	1	4	19	1	0	0	5	40.1	37	24	21	19	31	9	1	2	184	.242	2	9
2026																					
Career	5.08	2	5	22	1	0	0	5	51.1	47	32	29	25	37	11	1	4	232	.249	5	11

Career Highs
IP: 4.0, at Fordham, 3/9/25* K: 5, vs. Rider, 5/2/25*

Season Highs
IP: N/A K: N/A

*Multi-occurrence season or career-high, most recent occurrence listed



#40 NOAH KALARICKAL

FR. • RHP • 6-2 • 200 • R/R • MILTON, GA. • CHESHIRE ACADEMY

	ERA	W	L	G	GS	CG	SHO	SV	IP	H	R	ER	BB	K	2B	3B	HR	BF	AVG	WP	HBP
2026																					
Career																					

Career Highs
IP: N/A K: N/A

Season Highs
IP: N/A K: N/A

*Multi-occurrence season or career-high, most recent occurrence listed



#41 MAX DONECEA

FR. • LHP • 5-11 • 170 • L/L • NORTHPORT, N.Y. • NORTHPORT HS

	ERA	W	L	G	GS	CG	SHO	SV	IP	H	R	ER	BB	K	2B	3B	HR	BF	AVG	WP	HBP
2026																					
Career																					

Career Highs
IP: N/A K: N/A

Season Highs
IP: N/A K: N/A

*Multi-occurrence season or career-high, most recent occurrence listed



#44 ANTHONY RAMIREZ

SO. • RHP • 6-0 • 200 • R/R • DEER PARK, TEXAS • DEER PARK HS

	ERA	W	L	G	GS	CG	SHO	SV	IP	H	R	ER	BB	K	2B	3B	HR	BF	AVG	WP	HBP
2025																					
2026																					
Career																					

Career Highs
IP: N/A K: N/A

Season Highs
IP: N/A K: N/A

*Multi-occurrence season or career-high, most recent occurrence listed



#45 JOHN OXIOS

JR. • RHP • 6-0 • 190 • R/R • MIAMI, FLA. • CORAL REEF SENIOR HS

	ERA	W	L	G	GS	CG	SHO	SV	IP	H	R	ER	BB	K	2B	3B	HR	BF	AVG	WP	HBP
2024	13.50	0	0	1	0	0	0	0	0.2	0	1	1	3	1	0	0	0	5	0	0	0
2025																					
2026																					
Career	13.50	0	0	1	0	0	0	0	0.2	0	1	1	3	1	0	0	0	5	0	0	0

Career Highs
IP: 0.2, vs. Siena, 3/20/24 K: 1, vs. Siena, 3/20/24

Season Highs
IP: N/A K: N/A

*Multi-occurrence season or career-high, most recent occurrence listed



PHOTO ROSTER



#1 Mark
Abell
Jr. | INF/RHP



#2 David
Debrule
Fr. | INF




#3 Jake
Pineda
Fr. | C



#4 Zac
Farrell
Sr. | OF



#5 Carter
Hewitt
Sr. | INF




#6 Michael
Delph
So. | 1B/RHP



#7 Kaden
Youmans
So. | RHP




#8 Kevin
Reavey
So. | RHP




#9 Mason
Scott
Fr. | INF



#10 Josiah
Overbeek
Fr. | 1B/RHP



#11 JT
Craig
So. | OF



#12 Andrew
Berg
Sr. | RHP



#13 Bennie
Franquiz
Fr. | INF



#15 Chris
Barr
Sr. | INF



#16 Ryan
Webber
Fr. | INF



#17 Ian
Standlee
So. | RHP



#18 Joe
Vaccarella
Fr. | RHP



#19 Jack
Quinlan
Sr. | C



#21 Sean
Newton
So. | RHP



#22 William
Leahy
Fr. | LHP



#23 Max
McGlone
Sr. | C



#24 Paul
Andrzejewski
Jr. | INF



#25 John
McKillop
So. | 1B



#26 William
Parker
Sr. | OF



#27 Addison
Ainsworth
Fr. | OF



#28 Andy
Neal
Jr. | C



#29 Walker
Calvo
So. | RHP



#30 Jakob
Vanderhave
Jr. | RHP



#31 Nick
Cicale
Fr. | C



#32 Thomas
Schreck
Sr. | INF




#33 Cole
Connor
Fr. | RHP



#35 Adam
Ujile
Fr. | RHP



#38 Trey
Ates
Sr. | RHP



#39 Robbie
Penswick
Jr. | RHP



#40 Noah
Kalarickal
Fr. | RHP



#41 Max
Donecea
Fr. | LHP



#44 Anthony
Ramirez
So. | RHP



#45 John
Oxios
Jr. | RHP



Chris Tracz
Head Coach



Mike Cole
Associate
Head Coach



John Sheehan
Assistant Coach



Dylan Hoy
Assistant Coach