ARMY WEST POINT®

WOMEN'S BASKETBALL

ARMY WEST POINT BLACK KNIGHTS
14-3 (5-1 PATRIOT)

BUCKNELL BISON
5-12 (1-5 PATRIOT)

WEDNESDAY, JAN. 21 | 6 P.M. | WEST POINT, N.Y. | CHRISTL ARENA (5,043)

ARMY ON THE AIR

ESPN+
Play-by-Play: Justin Rocke

THE VARSITY NETWORK
Play-by-Play: Justin Rocke

2025-26 SCHEDULE

Overall: 14-3 | Patriot League: 5-1 | Non-Conference: 9-2
Home: 7-1 | Road 7-2 | Neutral: 0-0

Date	Opponent	Watch	Time/Result
NOVEMBER (5-2)			
3	**Pace**	**ESPN+**	**W, 86-50**
8	St. Thomas	SLN	W, 67-61
13	**Siena**	**ESPN+**	**W, 67-52**
16	Oregon	B1G+	L, 55-80
20	**New Hampshire**	**ESPN+**	**W, 63-44**
22	Saint Francis	NEC FR	W, 82-50
DECEMBER (4-1)			
3	Saint Peter's	ESPN+	W, 65-43
6	**UMass**	**EPSN+**	**W, 64-61**
9	Cornell	ESPN+	W, 76-52
29	**Howard**	**ESPN+**	**W, 64-56**
31	**Lehigh***	**ESPN+**	**L, 66-77**
JANUARY (5-0)			
3	Colgate*	ESPN+	W, 81-49
7	Loyola Maryland*	ESPN+	W, 71-66
10	**Boston***	**ESPN+**	**W, 64-57**
14	**Holy Cross***	**ESPN+**	**W, 61-46**
17	American*	ESPN+	W, 63-56
21	**Bucknell***	**ESPN+**	**6 p.m.**
24	Navy*	CBSSN	11 a.m.
28	Lehigh*	ESPN+	6 p.m.
31	Holy Cross*	ESPN+	2 p.m.
FEBRUARY (0-0)			
4	**Colgate***	**ESPN+**	**11 a.m.**
7	Lafayette*	ESPN+	2 p.m.
11	Boston U.*	ESPN+	6 p.m.
14	**American***	**ESPN+**	**1 p.m.**
21	**Navy*$**	**CBSSN**	**11 a.m.**
28	**Lafayette***	**ESPN+**	**1 p.m.**
MARCH (0-0)			
4	Bucknell	ESPN+	6 p.m.
7-15	Patriot League Tournament+		ESPN+

*Patriot League Opponent | $Star Series Presented by USAA
+Higher Seeds Host | **Home** | Away

BLACK KNIGHTS NOTES

THE KATIE KUESTER ERA

• On May 22, 2025, Army West Point Athletics announced the hiring of Katie Kuester as the 10th head coach of the Army West Point women's basketball program.
• A rising star in collegiate coaching, Kuester comes to West Point after a decade-long tenure on the Saint Joseph's coaching staff, where she also played for four seasons from 2008-12.
• Joining Kuester on the bench this season is associate head coach Maggie Gallagher and assistant coaches Amber Raisner, Mary Sheehan and Janelle Danielson.

A WIN WOULD...

• Give Army its sixth consecutive Patriot League win, and keep the Black Knights undefeated in 2026.
• Move Army to 15-2 this season against teams from non-power conferences. The Black Knights only losses so far have come on the road against Big Ten foe Oregon, Eastern Kentucky and Lehigh.
• Give the Black Knights its third straight win over Bucknell.

PLAYER OF THE WEEK – KYA SMITH

• For the second time in the last three weeks, Kya Smith was named the Patriot League Player of the Week.
• Smith averaged 15.5 points on 54.5 percent shooing over the two-game span, while also grabbing 7.0 rebounds and dishing out 2.5 assists. She continues to lead Army in scoring and rebounding this season with 14.9 points per game and 10.2 rebounds.
• In Army's win over Holy Cross, Smith had a game-high 18 points on 7-12 shooting, while taking in seven rebounds. As good as she was on offense, she was equally impressive on defense, as she recorded a career-high five steals.

ROSTER STABILITY

• Army returners combined for 132 starts last season. Additionally, the Black Knight have just one senior on this year's squad – Reese Ericson.
• The Black Knights have used the same starting lineup in 14 of 15 games this season – Reese Ericson, Brooke Wilson, Camryn Tade, Taylor Wilson, Kya Smith.

THE COACHES

ARMY WEST POINT..... Katie Kuester
at Army.....14-3 (1st Season)
Overall Record .....Same

BUCKNELL..... Trevor Woodruff
at Bucknell..... 105-78 (7th Season)
Overall Record ..... 218-88 (11th Season)

SERIES HISTORY

ALL-TIME RECORD: 30-46
LAST MATCHUP: 3/13/25 at West Point
LAST ARMY WIN: 3/13/25, 49-39
LAST BUCKNELL WIN: 2/8/25, 75-65

THE NUMBERS

14 Army is 14-0 this season when limiting its opponents to under 70 points. It is 3-0 when allowing 60-69 points, 7-0 when allowing 50-59 points and 4-0 when allowing fewer than 50 points. Army's scoring defense is 1st in the Patriot.

24 Kya Smith is one of 24 players in Division I who is averaging 10-plus points and 10-plus rebounds this season. She is one of two players in the Patriot League on the list. Smith is 10th on the list in points (14.9) and 20th in rebounds

33 Army is one of 33 teams in D-I women's basketball with 14-plus wins and three or fewer losses so far this season. Of those teams, 13 are from non-power conferences. They are the only Patriot League team with 10-plus wins this year.

PROJECTED STARTERS

No.	Name	Pos.	Yr.	GP	GS	FGM	FGA	FG%	3P%	FT%	APG	RPG	PPG
3	Brooke Wilson	G	So.	17	16	22	62	.355	.281	.775	3.3	3.9	4.9
20	Camryn Tade	G	Jr.	17	17	72	150	.480	.400	.833	3.1	4.3	12.2
21	Reese Ericson	G	Sr.	17	17	65	150	.433	.407	.688	3.1	1.2	11.2
22	Taylor Wilson	F	Jr.	17	17	66	167	.395	.294	.853	1.1	3.6	10.6
30	Kya Smith	F	Jr.	17	17	88	151	.583	.364	.733	2.7	10.2	14.9

COMING OFF THE BENCH

No.	Name	Pos.	Yr.	GP	GS	FGM	FGA	FG%	3P%	FT%	APG	RPG	PPG
2	Audrey Annee	G	So.	11	0	3	14	.214	.231	.750	0.5	0.5	1.1
4	Stella Chartrand	G	So.	15	0	10	32	.313	.263	.500	0.1	0.9	2.0
10	Reaganne Reardon	G	Fr.	17	0	48	110	.436	.167	.759	1.1	3.7	7.2
11	Kelly Cramer	G	Fr.	6	0	1	2	.500	.000	.000	0.0	0.2	0.3
12	Jane Preston	F	Fr.	6	0	1	2	.500	.000	.200	0.2	0.8	0.5
15	Landry Sherrer	G	Fr.	2	0	0	3	.000	.000	.000	0.5	0.5	0.0
23	Sam Tillson	F	So.	--	--	--	--	--	--	--	--	--	--
33	Fiona Hastick	G/F	Jr.	7	0	2	17	.118	.000	.000	0.9	1.0	0.6
35	Soleil Montrose	G	Jr.	17	1	26	71	.366	.343	.625	0.6	1.2	4.1

2025-26 ARMY WOMEN'S BASKETBALL TELEVISION ROSTER

#2 Audrey Annee
5-9 • So. • G
Indianapolis, Ind.

#3 Brooke Wilson
5-9 • So. • G
Bryn Mawr, Pa.

#4 Stella Chartrand
5-9 • So. • G
Atlanta, Ga.

#10 Reganne Reardon
6-1 • Fr. • F
Chicago, Ill.

#11 Kelly Cramer
5-8 • Fr. • G
Ponte Vedra, Fla.

#12 Jane Preston
6-2 • Fr. • F
Berwyn, Pa.

#15 Landry Sherrer
5-8 • Fr. • G
Cappell, Texas

#20 Camryn Tade
5-9 • Jr. • G
Southlake, Texas

#21 Reese Ericson (C)
5-6 • Sr. • G
Lake Oswego, Ore.

#22 Taylor Wilson
5-10 • Jr. • F/G
Bryn Mawr, Pa.

#23 Sam Tillson
6-1 • So. • F
McKinney, Texas

#30 Kya Smith
6-1 • Jr. • F
Lubbock, Texas

#33 Fiona Hastick (C)
5-11 • Jr. • F/G
Reston, Va.

#35 Soleil Montrose
5-10 • Jr. • F/G
Irvine, Calif.

Katie Kuester
Head Coach
First Season

Maggie Gallagher
Assoc. Head Coach
First Season

Amber Raisner
Assistant Coach
First Season

Mary Sheehan
Assistant Coach
First Season

Janelle Harrison
Assistant Coach
First Season

2025-26 ARMY WOMEN'S BASKETBALL ROSTER

NUMERICAL ROSTER

#	Name	Pos.	HT	YR.	Hometown	Previous School
2	Audrey Annee	Guard	5-9	So.	Indianapolis, Ind.	Center Grove
3	Brooke Wilson	Guard	5-9	So.	Bryn Mawr, Pa.	Archbishop John Carroll
4	Stella Chartrand	Guard	5-9	So.	Atlanta, Ga.	The Westminster Schools of Atlanta
10	Reaganne Reardon	Forward	6-1	Fr.	Chicago, Ill.	St. Ignatius College Preparatory School
11	Kelly Cramer	Guard	5-8	Fr.	Ponte Vedra, Fla.	St. Joseph Academy / USMAPS
12	Jane Preston	Forward	6-2	Fr.	Berwyn, Pa.	Conestoga
15	Landry Sherrer	Guard	5-8	Fr.	Coppell, Texas	Coppell
20	Camryn Tade	Guard	5-9	Jr.	Southlake, Texas	Carroll
21	Reese Ericson	Guard	5-6	Sr.	Lake Oswego, Ore.	Lake Oswego
22	Taylor Wilson	Guard/Forward	5-10	Jr.	Bryn Mawr, Pa.	Archbishop John Carroll
23	Sam Tillson	Forward	6-1	So.	McKinney, Texas	McKinney
30	Kya Smith	Forward	6-1	Jr.	Lubbock, Texas	Coronado
33	Fiona Hastick	Forward	5-11	Jr.	Reston, Va.	Paul VI Catholic High School / USMAPS
35	Soleil Montrose	Guard/Forward	5-10	Jr.	Irvine, Calif.	Mater Dei

ALPHABETICAL ROSTER

#	Name	Pos.	HT	YR.	Hometown	Previous School
2	Audrey Annee	Guard	5-9	So.	Indianapolis, Ind.	Center Grove
4	Stella Chartrand	Guard	5-9	So.	Atlanta, Ga.	The Westminster Schools of Atlanta
11	Kelly Cramer	Guard	5-8	Fr.	Ponte Vedra, Fla.	St. Joseph Academy / USMAPS
21	Reese Ericson	Guard	5-6	Sr.	Lake Oswego, Ore.	Lake Oswego
33	Fiona Hastick	Forward	5-11	Jr.	Reston, Va.	Paul VI Catholic High School / USMAPS
35	Soleil Montrose	Guard/Forward	5-10	Jr.	Irvine, Calif.	Mater Dei
12	Jane Preston	Forward	6-2	Fr.	Berwyn, Pa.	Conestoga
10	Reaganne Reardon	Forward	6-1	Fr.	Chicago, Ill.	St. Ignatius College Preparatory School
15	Landry Sherrer	Guard	5-8	Fr.	Coppell, Texas	Coppell
30	Kya Smith	Forward	6-1	Jr.	Lubbock, Texas	Coronado
20	Camryn Tade	Guard	5-9	Jr.	Southlake, Texas	Carroll
23	Sam Tillson	Forward	6-1	So.	McKinney, Texas	McKinney
3	Brooke Wilson	Guard	5-9	So.	Bryn Mawr, Pa.	Archbishop John Carroll
22	Taylor Wilson	Guard/Forward	5-10	Jr.	Bryn Mawr, Pa.	Archbishop John Carroll

2025-26 ARMY WEST POINT COACHES AND SUPPORT STAFF

Head Coach: Katie Kuester | First Year
Associate Head Coach: Maggie Gallagher | First Year
Assistant Coach: Amber Raisner| First Year
Assistant Coach: Mary Sheehan | First Year
Assistant Coach/Operations: Janelle Harrison | First Year
Strength Coach: Kenna Smoak
Head Trainer: Madison Withers
Director of Mental Performance: Dr. Kat Longshore
Head Officer Representative: Col. Julia A. Wilson
Athletic Intern: 2LT Blake Barker
Sport Administrator: Tricia Brandeburg
Sports Information Director: Chad Mays
Voice of the Black Knights: Justin Rocke

2025-26 ARMY WEST POINT WBB ROSTER BREAKDOWN

RETURNING STARTERS (# of Games)

#	Name	Pos.	HT	YR.	Hometown	Previous School
20	Camryn Tade (44)	Guard	5-9	Jr.	Southlake, Texas	Carroll High School
21	Reese Ericson (80)	Guard	5-6	Sr.	Lake Oswego, Ore.	Lake Oswego High School
22	Taylor Wilson (4)	Guard/Forward	5-10	Jr.	Bryn Mawr, Pa.	Archbishop John Carroll High School
23	Sam Tillson (3)	Forward	6-1	So.	McKinney, Texas	McKinney High School
30	Kya Smith (55)	Forward	6-1	Jr.	Lubbock, Texas	Coronado High School
33	Fiona Hastick (58)	Forward	5-11	Jr.	Reston, Va.	Paul VI Catholic High School / USMAPS
35	Soleil Montrose (1)	Guard/Forward	5-10	Jr.	Irvine, Calif.	Mater Dei High School

OTHER RETURNERS (3)

#	Name	Pos.	HT	YR.	Hometown	Previous School
2	Audrey Annee	Guard	5-9	So.	Indianapolis, Ind.	Center Grove High School
3	Brooke Wilson	Guard	5-9	So.	Bryn Mawr, Pa.	Archbishop John Carroll High School
4	Stella Chartrand	Guard	5-9	So.	Atlanta, Ga.	The Westminster Schools of Atlanta

NEWCOMERS (4)

#	Name	Pos.	HT	YR.	Hometown	Previous School
10	Reaganne Reardon	Forward	6-1	Fr.	Chicago, Ill.	St. Ignatius College Preparatory School
11	Kelly Cramer	Guard	5-8	Fr.	Ponte Vedra, Fla.	St. Joseph Academy / USMAPS
12	Jane Preston	Forward	6-2	Fr.	Berwyn, Pa.	Conestoga High School
15	Landry Sherrer	Guard	5-8	Fr.	Coppell, Texas	Coppell High School

BLACK KNIGHTS BY CLASS
Freshman (4): Kelly Cramer, Jane Preston, Reaganne Reardon, Landry Sherrer
Sophomore (4): Audrey Annee, Stella Chartrand, Sam Tillson, Brooke Wilson
Junior (5): Fiona Hastick, Soleil Montrose, Kya Smith, Camryn Tade, Taylor Wilson
Senior (1): Reese Ericson

BLACK KNIGHTS BY LOCATION
California (1): Soleil Montrose
Florida (1): Kelly Cramer
Georgia (1): Stella Chartrand
Illinois (1): Reganne Reardon
Indiana (1): Audrey Annee
Oregon (1): Reese Ericson
Pennsylvania (3): Brooke Wilson, Taylor Wilson, Jane Preston
Texas (4): Landry Sherrer, Camryn Tade, Sam Tillson, Kya Smith
Virginia (1): Fiona Hastick

BLACK KNIGHTS BY POSITION
Guard (7): Audrey Annee, Kelly Cramer, Stella Chartrand, Reese Ericson, , Landry Sherrer, Camryn Tade, Brooke Wilson
Forward (5): Fiona Hastick, Jane Preston, Reaganne Reardon, Kya Smith, Sam Tillson
Combo (2): Soleil Montrose, Taylor Wilson

MEDIA INFORMATION

GENERAL INFORMATION
The 2025-26 Army West Point Women's Basketball Game Notes are designed to aid members of the media in the coverage of Black Knight basketball, as well as to serve as a tool to learn more about the United States Military Academy and the staff associated with the basketball program. The staff of the Army Athletics Communications office is eager to assist members of the media with all of their needs during the course of the season. Please feel free to contact our office for information regarding the team, player information, interviews, statistics, travel plans, photography, video highlights and press conferences.

The Army Athletics Communications office has certain policies and procedures that we ask you to abide by while covering the Black Knights. These are for the benefit of your needs and those of Army's cadet-athletes and coaches. If additional information or assistance is required, please contact Army Women's Basketball contact Chad Mays or any other member of the Army Athletics Communications staff. We appreciate your coverage of Army basketball and look forward to working with you this season.

COMMUNICATIONS OFFICE
The Army Athletics Communications office is located in the ODIA Building at 639 Howard Road. The Communications offices are located in the suite of offices on the left side of the building on the first floor.

MEDIA CREDENTIALS
All requests for working media, radio, television, or photo credentials should be made in writing by sports editors or sports directors of accredited media outlets to women's basketball contact Chad Mays. Credentials can be requested for either the whole season or for single games. Late credential requests are not guaranteed to be accommodated. All credential requests should be sent via email to chad.mays@westpoint.edu.

UNAUTHORIZED CREDENTIALS USE
Credentials will be issued to working media only. Media credentials are not transferable and use by anyone other than members of the working media is unauthorized. Media credentials used in an unauthorized manner will be revoked immediately. News organizations allowing unauthorized individuals to use credentials will have their credentials revoked for the remainder of the year.

WEBSITES AND NEW MEDIA
Web-based media sponsoring message boards or chat rooms that allow posting of anonymous information or rumors are ineligible for a basketball credential or access to Army media functions. Spots will not be granted to any online agency operating sites that are in any way affiliated with gambling, or to "freelance" or "fan-based" sites that are not affiliated with a legitimate news gathering organization. Live, real-time updates of Army home games are the property of Army West Point Athletics and unauthorized transmission of such is not permitted.

CHRISTL ARENA MEDIA ROOM
Game notes and flip cards for all games will be digital this season and can be found on the women's basketball website under the "more" tab. Each member on the scorer's table and media row will be provided a flip card upon their arrival to the game.

Upon request, paper statistics can be printed at the scorers' table at the conclusion of the event. If this request is desired, please make the request prior to tip-off. Stat links will be provided on social media and in the game preview release. A final stats booklet will be emailed after the game per request.

A meal will be served one hour prior to tip-off in the media room.

MEDIA PARKING
Parking for the media will be located in the A Lot parking lot, just a short walk from Christl Arena. If media plans on parking in that lot, they must notify Chad Mays no later than 5 p.m. on the day prior to a game.

PLAYER AND COACHES INTERVIEWS
Interviews of Army's coaches and cadet-athletes are encouraged and every effort will be made to accommodate media requests. All interviews should be coordinated through the Athletics Communications office.

Players will be made available for one-on-one virtual interviews or phone interviews throughout the week as their class schedule allows. Head coach Katie Kuester is generally accessible to members of the media. All interview requests should be made through the Athletics Communications office and all interviews will be conducted via Microsoft Teams or phone.

POSTGAME INTERVIEWS
Postgame interviews for the 2025-26 season will be held either at press row or in the Christl Arena media room or upon reporter request. Army's locker room is off limits to media at all times. The visiting team sports information director should be consulted for that school's postgame policies.

MEDIA NOTES
Game notes for Army basketball are made available 24-48 hours prior to the game. A copy of the notes will be available on GoArmyWestPoint.com. The release, which will be posted on the website in a portable document format (.pdf), will include notes, statistics and other pertinent information about that week's opponent and contest.

EMAIL SERVICE
Media outlets may request to be included on the email list to receive daily news regarding Army basketball. To be added to the list, contact the Athletics Communications office and provide email addresses to be included.

WIRELESS INTERNET
Wireless internet is available inside Christl Arena free of charge. Please see a communications representative for a user name and password. Also, please make sure your computer is up to date on anti-virus software, otherwise you will be unable to log in to the internet. If you do not have administrator access on your computer (password to install software) contact the Army Athletics Communications office before arriving on game day.

VISITING RADIO
All visiting radio crews will have two allocated spots on media row across from the visiting team's bench. Credential requests should be made by the visiting team's SID. Ethernet ports are available for use. Please contact Chad Mays if there are any issues getting connected.

JUST ARMY WEST POINT, THANK YOU!
We ask that all media entities refer to our athletics teams as simply Army or Army West Point.

Please only use the United States Military Academy when referring to us in official capacity. You may call us Army West Point at first reference as well.

If an abbreviation is needed, Army or AWP are the only acceptable choices. Please DO NOT use shortened versions of Army or Army West Point as abbreviations.

Our teams, both male and female, are to be referred to as the Black Knights.

CHAD MAYS
Assistant Director, Athletic Communications
Women's Basketball, Men's Soccer, Track & Field/Cross-Country, Women's Rugby, Men's Tennis

Phone: 408-706-0055
Email: Chad.Mays@westpoint.edu

FILM SESSION: ARMY VS. BUCKNELL

ARMY		BUCKNELL
14-3 (5-1)	2025-26 Record	5-12 (1-5)
W5	Streak	W1
68.2	Ppg.	53.8
57.3	Opp. Ppg.	58.6
+10.9	Scoring Margin	-4.8
.434	FG%	.386
.410	Opp FG%	.397
7.4	3pt Per Game	5.3
.330	3PT%	.279
.751	FT%	.692
33.4	Rpg.	29.6
+3.3	Reb. Margin	-7.5
269	Assists	212
15.8	Apg.	12.5
235	Turnovers	256
13.8	To. Per Game	15.1
1.1	Ast/To Ratio	0.8
124	Steals	113
7.3	Steals Per Game	6.9
36	Blocks	55
2.1	Blocks Per Game	3.2

GENERAL INFORMATION

School Name ..... United States Military Academy
Location ..... West Point, N.Y.
Founded 1802
Enrollment 4,400
Superintendent ..... Lt. Gen. Steven W. Gilland
Colors ..... Gold, Silver and Black
Conference ..... Patriot League
Athletic Director ..... Tom Theodorakis
Athletics Website ..... GoArmyWestPoint.com

COACHING STAFF

Head Coach ..... Katie Kuester (1st Year)
Assoc. Head Coach ..... Maggie Gallagher (1st Year)
Assistant Coach ..... Amber Raisner (1st Year)
Assistant Coach ..... Mary Sheehan (1st Year)
Assistant Coach ..... Janelle Harrison (1st Year)

CHRISTL ARENA

Facility ..... Christl Arena (5,043)
Kuester Record at Christl Arena 7-1
Arena Opened 1988
First Game ..... vs. Iona (11/26/1985)

BASKETBALL HISTORY

First Year of Army Women's Basketball 1977-78
Season of Army Women's Basketball ..... 49th Season
All-Time Record ..... 749-640 (.538)
First Season in Division I 1990-91
NCAA Tournament Appearances 3
NCAA Tournament Record 0-3
National Championship ..... None
WNIT Appearances (Last) 3 (2025)
Regular Season Titles (Last) 4 (2016)
Conference Tournament Titles (Last) 3 (2016)
All-Americans 6

2024-25 INFORMATION

Overall Record 25-8
Home Record 13-3
Away Record 12-5
Neutral Record 0-0
Patriot League Record (Place) ..... 14-4 (Second)
Patriot League Tournament 2-1
Postseason Tournament ..... WNIT

2025-26 GENERAL INFORMATION

Players Returning/Starters Lost 10/1
Newcomers 4

WOMEN'S BASKETBALL SOCIAL MEDIA

X ..... @armywp_wbb
Instagram ..... @armywestpointwbb

SET THE TONE

• The motto of the 2025-26 Army West Point women's basketball program.
• Head coach Katie Kuester has implemented "Set The Tone" into everything the program does.
• Whether its setting the tone in the classroom, on the court or in the players every day lives, this motto is the key to the Black Knights success.
• From the opening tip to the final horn, Army will utlize "Set The Tone" in its ferocious defense and high-octane offense.

WNIT

• The impressive 2024-25 season and trip to the Patriot League Tournament championship game was goode enough for the Black Knigts to earn a trip to the WNIT.
• Army opened the tournament with a road win over Bryant but fell in the next round to Rutgers on the road.

DEFENSIVE SHUTDOWN

• In 2024-25, Army was one of the best defensive teams in the country, finishing 26th nationally in scoring defense at 56.6 points per game.
• It was also the best scoring defense in the Patriot Legaue.

HOME SWEET HOME

• Christl Arena, a place where Army has already had a ton of success, will become an even bigger advantage for the Black Knights after recent offseason improvements.
• Prior to the 2025-26 season, Army West Point Athletics installed a massive videoboard screen behind one of the hoops to help improve the gameday experience for fans and players.
• Army is 7-1 at home this season.

SERIES HISTORY VS. BUCKNELL

Overall: 30-46 | Streak: W2

LAST 20 MATCHUPS

Date	Location	Result	Score
3/13/25	**at Army**	**W**	**49-39**
2/22/25	**at Army**	**W**	**69-54**
2/8/25	at Bucknell	L	65-75
2/2/24	**at Army**	**L**	**50-60**
1/27/24	at Bucknell	W	75-66
2/2/23	**at Army**	**L**	**50-60**
1/18/23	at Bucknell	W	52-43
2/23/22	at Bucknell	L	51-79
1/2/22	**at Army**	**W**	**69-62**
3/9/20	at Bucknell	L	61-87
1/29/20	at Bucknell	L	46-77
1/2/20	**at Army**	**L**	**52-63**
3/6/19	at Bucknell	L	66-84
1/9/19	**at Army**	**L**	**52-66**
2/28/18	**at Army**	**L**	**55-75**
1/5/18	at Bucknell	L	36-60
1/28/17	at Bucknell	L	62-68
1/2/17	**at Army**	**L**	**56-60**
1/30/16	**at Army**	**W**	**68-63**
1/2/16	at Bucknell	L	69-79

WHERE ARMY RANKS NATIONALLY

RANKING	CATEGORY	VALUE
31	Winning Percentage	82.4
38	Scoring Defense	57.3
43	Assist/Turnover Ratio	1.14
50	Turnovers Per Game	13.8
57	Free Throw Percentage	75.1
61	Assists Per Game	15.8
79	Three Pointers Per Game	7.4
82	Scoring Margin	10.9
85	Fouls Per Game	15.4
86	Field Goal Percentage	43.4
93	Three Point Percentage	33.0
100	Free Throws Made Per Game	13.29

WHERE ARMY RANKS IN PATRIOT LEAGUE

RANKING	CATEGORY	VALUE
1	Assist/Turnover Ratio	1.14
1	Free Throw Attempts Per Game	17.71
1	Rebound Margin	3.3
1	Scoring Defense	57.3
1	Scoring Margin	10.9
1	Turnovers Per Game	13.8
1	Winning Percentage	82.4
2	Assists Per Game	15.8
2	Free Throws Made Per Game	13.29
2	Scoring Offense	68.2
2	Turnover Margin	2.12
2	Turnovers Forced Per Game	15.94
3	Three Point Percentage	33.0
4	Free Throw Percentage	75.1

THE METRICS

NCAA NET RANKINGS
Army: 117 | 1st in Patriot League
Bucknell: 312 | 8th in Patriot League

BART TORVIK
Army: 142 | 2nd in Patriot League
Bucknell: 309 | 8th in Patriot League

HER HOOPS
Army: 96 | 1st in Patriot League
Bucknell: 272 | 7th in Patriot League

HUNTING FOR THE TOP SPOT

• Army was picked to finish second in the Patriot League Preseason Coaches Poll, finishing just three points behind Navy.
• Army recieved two first-place votes, same as Navy, while Loyola Maryland had the most with three.

BRANCH NIGHT

• Reese Ericson, Army's lone senior, recieved her branch assignment in December of 2025.
• Following graduation from the academy, Ericson will join the Engineer Corps for her military service.
• Manager Trinity Hardy, who played for four seasons with Army, graduated at the end of December and branched quartermaster's/logisitics.

IN THE RANKINGS

• Army has spent the last four weeks ranked in the CollegeInsider.com Mid Major Top 25 poll and are No. 23 in the Jan. 13 rankings.
• The Black Knights are the only team in the Patriot League to appear in the rankings.

THE KYA SMITH SHOW

• In Army's win over Howard on Dec. 29, Kya Smith put together the best performance of her career, finishing with 27 points, 22 rebounds and a perfect 15-for-15 mark from the free-throw line.
• Smith's 22 rebounds are tied for the second-most in a single game in program history and marked just the fifth 20-point, 20-rebound performance by an Army player.
• Smith is just the second Army player since 2009-10 to record 27-plus points and 22 rebounds in a game, joining Madison Hovren, who accomplished the feat twice. Hovren and Smith are the only Patriot League players to post those numbers in a game since 2009-10. Smith's 22 rebounds are tied for second most in a game in program history.

LAST TIME OUT

• Army picked up a strong road win over American on Saturday, taking down the Eagles, 63-56.
• Camryn Tade led Army in scoring with 20 points and was a game-best plus-26. Also scoring in double-digits was Reese Ericson (17) and Kya Smith (13).
• Army finished the afternoon shooting 40.7 percent from the field, while holding American to 39.2 percent.
• Army had a season-low six turnovers. The last time the Black Knights had six or fewer turnovers was in their win over Lafayette on Feb. 26, 2025.
• Taylor Wilson had a team-high 11 rebounds. It ties her career high and is just the second time in her career that she has reached double-digit rebounds in a game.
• Army held the lead for 31:57, while American led for 6:14.
• The Black Knights five-game winning streak is its longest this season and the longest since last season when they won nine in a row.

PROTECTED THE HOMECOURT

• The Black Knights used a big second half to take down Holy Cross, 61-46, at Christl Arena on Wednesday night.
• Army moved to 12-0 this season when holding teams to under 50 percent shooting and 8-0 when it's under 40 percent.
• Reganne Reardon scored a career-high 13 points for Army, topping her previous best of 12. Reardon also added seven rebounds while playing a career-high 26 minutes.
• Kya Smith led all players with 18 points on 7-12 shooting. She has scored 10-plus points in 13 games this season.
• Camryn Tade tied her career high in rebounds with 10. She also dished out three assists in addition to her six points.
• After turning it over five times in the first quarter, Army finished the night with just 11. The Black Knights forced Holy Cross into 21 turnovers.
• Army outscored Holy Cross 39-22 in the second and third quarters.
• The Black Knights improved to 37-44 against Holy Cross and have won the last two meetings.

TOOK DOWN THE TERRIERS

• In Army's 64-57 win over Boston U., Reese Ericson led all Army players with 17 points, including 14 in the second half. Ericson also made five threes in the victory.
• Army trailed by as much as 14 in the third quarter, marking the largest comeback victory of the season. The Black Knights were down by 12 in their win over St. Thomas on the road.
• In addition to Ericson, Kya Smith and Camryn Tade each added 15 points. Tade led Army with five assists, while Smith led with seven rebounds.
• The Black Knights turned it over a season-low seven times while forcing 18 Terrier turnovers. Army had 23 points off turnovers, while Boston 10.
• Army recorded the win despite being outrebounded 31-18 and outscored 30-18 in the paint. The Black Knight's 18 rebounds are a season low.
• Army outscored Boston 24-14 in the final period of play to cap off the comeback.
• The win is Army's first home conference victory in the Katie Kuester era.
• Army moves to 14-18 all-time against Boston.

BATTLE IN BALTIMORE

• In Army's 71-66 road win over Loyola Maryland on Wednesday, Camryn Tade had a career-high 26 points on 8-14 shooting. Wednesday was just the second time in her career that she has score 20-plus points.
• Tade's 26 points are the second most by an Army player this season. Kya Smith had 27 in Army's win over Howard on Dec. 29.
• In addition to Tade, Reese Ericson (12) and Reganne Reardon (10) also scored in double figures. Reardon has scored 10-plus points in five of the last six games.
• Kya Smith had a game-high 12 rebounds despite Army being outrebounded 37-34. Wednesday was the first time this season that the Black Knights won when having less boards than their opponent.
• Smith had a career-high seven assists for Army, surpassing her previous high of six set against Lehigh last week. Brooke Wilson added four.
• Army is 8-0 this season when Kya Smith wins the opening tip.
• Army is now 21-9 all time against Loyola Maryland and has won the last six contests.

RAIDERS OF THE ROAD WIN

• Army took down Colgate, 81-49, on Saturday for its first conference win of the season.
• Taylor Wilson led all players with 17 points and 11 rebounds. It marked the first double-double of her career and the first one this season for an Army player other than Kya Smith.

COLLEGE INSIDER MID-MAJOR POLL

JANUARY 13

Place	Team	Points
1	Princeton (31)	775
2	South Dakota State	735
3	Fairfield	697
4	Murray State	659
5	Green Bay	620
6	Troy	601
7	North Dakota State	539
8	High Point	529
9	Ball State	497
10	Arkansas State	458
11	UC Santa Barbara	420
12	Charleston	382
13	UC Irvine	369
14	James Madison	367
15	Columbia	327
16	Santa Clara	316
17	Marshall	311
18	Montana State	301
19	UMass	242
20	Gonzaga	209
21	Belmont	109
22	Miami OH	94
23	Army	73
24	Quinnipiac	55
25	Western Illinois	51

OTHERS RECEIVING VOTES: Harvard 49, McNeese State 27, Abilene Christian 26, FDU 26, Georgia Southern 25, Towson 20, Howard 18, Cleveland State 17, Illinois State 15, Southern 15, South Dakota 11, Longwood 9, UNC Greensboro 9, Missouri State 8, Navy 8, Bryant 7, Southern Miss 6, UMES 6, LA Tech 5, Lindenwood 5, Vermont 5, Eastern Kentucky 4, Ohio 4, Stephen F Austin 4, Sam Houston 3, Idaho State 2, Northern Colorado 2, California Baptist 1, Northern Iowa 1, Southern Indiana 1.

PATRIOT LEAGUE STANDINGS

TEAM	PATRIOT	OVERALL
Army West Point	5-1	14-3
Navy	5-1	11-6
Holy Cross	4-2	10-7
Lehigh	4-2	8-8
Loyola Maryland	4-2	8-9
Lafayette	3-3	7-10
American	2-4	4-13
Boston U.	1-5	5-12
Bucknell	1-5	5-12
Colgate	1-5	5-12

PATRIOT LEAGUE PRESEASON POLL

PLACE	TEAM	POINTS
1.	Navy	71 (2)
2.	**ARMY**	**68 (2)**
3.	Loyola Maryland	63 (3)
4.	Holy Cross	60 (2)
5.	Lehigh	57 (1)
6.	Colgate	34
7.	Bucknell	33
8.	Boston U.	32
9.	Lafayette	21
10.	American	11

ARMY 1,000-POINT CLUB

1. Kelsey Minato (2014)..... 2,556
2. Katie Macfarlane (2003)..... 1,941
3. Madison Hovern (2018)..... 1,727
4. Cara Enright (2006)..... 1,719
5.Alex McGuire (2008)..... 1,467
6. Erin Anthony (2010) 1,429
7. Melody Smith (1983)..... 1,422
8. Lisa Russell (1993) 1,411
9. Laurie Goetz (1987) 1,331
10. Julie Del Giorno (1986) 1,270
11. Therese Kelley (2001) 1,231
12. Jen Hazlett (2014)..... 1,201
13. Pat Walter (1981) 1,108
14. Kim Hall (1981) 1,106
15. **Reese Ericson (2025) 1,078**
16. Jennifer Fleming (1990)..... 1,075
17. Alisa Fallon (2022) 1,057
18. Mary Langendorf (1992)..... 1,053
19. Pam Pearson (1985)..... 1,010
20. Jamie Arundell (1998)..... 1,007

MILESTONE TRACKER

CAREER POINTS

Player	Points	Avg.	Games
Soleil Montrose	373	3.5	107
Camryn Tade	624	8.0	78
Fiona Hastick	635	9.2	69
Kya Smith	751	9.9	76

CAREER 3-POINT FIELD GOALS

Player	3FGM	Games
Fiona Hastick	88	69
Reese Ericson	232	108

CAREER REBOUNDS

Player	Rebounds	Avg.	Games
Taylor Wilson	188	2.5	74
Fiona Hastick	283	4.1	69
Kya Smith	605	8.0	76

CAREER ASSISTS

Player	Assists	Avg.	Games
Brooke Wilson	87	1.8	50
Kya Smith	99	1.4	76
Reese Ericson	298	2.8	108

CAREER GAMES

Player	Playing Career	Games
Reese Ericson	2022-Pres.	108

ARMY RECORD VS. 25-26 OPP.

OPPONENT	RECORD	LAST MTG.
Pace	4-14	2025-26
St. Thomas	1-0	2025-26
Siena	5-1	2025-26
Oregon	0-1	2025-26
New Hampshire	5-2	2025-26
Saint Francis	1-0	2025-26
Eastern Kentucky	0-2	2025-26
Saint Peter's	2-4	2025-26
UMass	4-0	2025-26
Cornell	8-6	2025-26
Howard	2-1	2025-26
Lehigh	38-42	2025-26
Colgate	58-27	2025-26
Loyola Maryland	21-9	2025-26
Boston U.	14-18	2025-26
Holy Cross	37-44	2025-26
American	25-28	2025-26
Bucknell	30-46	2024-25
Navy	42-40	2024-25
Lafayette	48-29	2024-25

• Joining Wilson in double-digit scoring was Camryn Tade (12), Reganne Reardon (11) and Reese Ericson (10).
• Saturday was the third time this season that Army has scored 80-plus points in a game (Pace and Saint Francis).
• Army had its best defensive quarter of the season on Saturday, holding Colgate to five points in the second period.
• Army led by as much as 38 in the victory, which is the most Army has led in a game this season.
• The win marked Army's seventh in a row over Colgate and are now 58-27 all-time against the Raiders.

CONFERENCE OPENER

• Wednesday marked the first home loss of the season for Army and the first of the Katie Kuester era. The Black Knights had won their first five home games this season.
• Kya Smith recorded her second double-double in as many games, putting together an 18-point, 13-rebound performance.
• Taylor Wilson led all scorers with 20 points. It's the second time this season and in her career she has scored 20 points in a game (vs. Pace).
• Army struggled shooting the ball, knocking down 40.0 percent of its shots and just 18.8 percent of threes.

BEAT THE BISON

• Army used strong defense in its win over Howard on Monday to close out its non-conference schedule.
• The Black Knights shot just 34.0 percent from the field but held Howard to 32.3 percent, including 0-12 from three.
• Army finished the game 24-27 from the free-throw line. It marks the third time this season with 20-plus made free throws, with 24 being a season-high.
• Amry moves to 2-1 all-time against Howard.
• The win closed out Army's non-conference schedule and extended the Black Knights' winning streak to four games.

RED (ARMY'S VERSION)

• Reese Ericson became the 20th player in program history to reach 1,000 career points in Tuesday's 76-52 win over the Cornell Big Red.
• Reese Ericson and Camryn Tade led Army with 17 points each. Also scoring in double-digits was Taylor Wilson (16) and Reganne Reardon (12).
• Reganne Reardon's 12 points are a new career best. She has scored 10-plus points in back-to-back games for the first time in her career.
• Army had its best offensive game of the season, shooting a season-best 56.9 percent from the field.
• Kya Smith had a game-high 11 rebounds.
• Army outrebounded Cornell 32-22. The Black Knights are undefeated this season when outrebounding their opponents.
• Taylor Wilson had a career-high three blocks, while also tying her career-high in steals (4).
• Army is 5-0 this season when Kya Smith wins the tipoff.

MAKING SOME NOISE

• Kya Smith led Army with 16 points and nine rebounds to help Army take down No. 57 (NET) UMass on Saturday.
• Kya Smith (16), Reese Ericson (12) and Reganne Reardon (11) scored in double-digits.
• Kya Smith had 15 points in the final quarter, the most points she has scored in a quarter in her career.
• Reganne Reardon's 11 points tied her career high.
• Army made 10 threes on Saturday afternoon. The Black Knights are 3-0 this season when recording at least 10 buckets from distance.
• Army had 16 assists on 20 made buckets. It's Army's sixth time this season with 15-plus assists in a game.
• Army is now 4-0 all-time against UMass and 4-0 at home this season.

I'M A PEACOCK, YOU GOTTA LET ME FLY

• Kya Smith had a game-high 17 points and 15 rebounds in Army's win over Saint Peter's on Wednesday afternoon. Her fifteen rebounds ties her career-high which she set against Navy last season.
• Reese Ericson moved into second all-time in Army West Point women's basketball history in career 3-point field goals. Ericson entered the game with 202 and made five on Wednesday to put together a 15-point performance.
• Saint Peter's 43 points is the fewest Army has allowed in a game this season.
• Army is now 2-4 all-time against Saint Peter's.

BATTLE WITH THE COLONELS

• Reese Ericson had a team-high 17 points, which included five made threes in Army's 74-64 road loss to Eastern Kentucky on Saturday.
• Ericson has 202 career threes, which is tied for second all-time in program history with Jen Hansen (2003-07).
• Reese Ericson (17), Kya Smith (14), Taylor Wilson (12) and Brooke Wilson (10) all scored in double-digits. Smith has 10-plus points in every game this season, while Wilson's 10 points were a season-high.
• Army had its worst shooting performance of the season, going 17-49 from the field (34.7 percent).
• The Black Knights went 22-25 from the charity stripe. Their 22-made free-throws are tied for its most this season (vs. Siena).
• Army is now 0-2 all-time against EKU.

HAD OUR HEAD IN THE GAME

• Army posted its best defensive game of the season, holding New Hampshire to a season-low 44 points and on just 34 percent shooting. It's the worst shooting clip of the season for an Army opponent.
• Army had its best shooting game of the season, as it knocked down 50 percent from the field and 43.8 percent from three. It was the first time this season Army has shot 50 percent or better.
• Kya Smith delivered her third double-double in the last four games with 18 points and 14 rebounds. She's now averaging 16.4 points and 10.0 rebounds and has scored in double-digits in all five games this season.
• Four Black Knights scored in double figures, which included Kya Smith (18), Taylor Wilson (15), Camryn Tade (14) and Soleil Montrose (10). The four players combined to shoot 23-for-39 from the field.
• The Black Knights forced the Wildcats into 23 turnovers, its most forced turnovers this season. It's the second time Army had forced 20-plus turnovers this season, as Siena had 21.

A DATE WITH THE DUCKS

• Kya Smith put together a game-high 20-point effort against Oregon on Sunday. It marked her second 20-point game this season and the fourth of

her career.
• Smith led Army with seven rebounds, but Oregon won the rebounding battle 31-23.
• Reese Ericson had six points and a team-high eight assists in her return to her home state. Ericson's hometown of Lake Oswego, Ore., is just 90 minutes north of Eugene.
• Army had a season-high 24 turnovers.
• The Black Knights finished the night shooting 44.2 percent, while Oregon was at 56.1 percent.
• Army is now 0-1 all-time against Oregon and 0-5 against teams in the Big Ten.

FUN IN THE T(WIN) CITIES

• Army West Point staged a double-digit comeback in the second half to beat St. Thomas, 67-61, to pick up a massive road win in the opening of the Lee & Penny Anderson Arena on Nov. 8.
• Army (2-0) used a 17-0 run that spanned from the end of the third quarter and into the fourth to wipe out St. Thomas' (0-2) 10-point third quarter lead. The Black Knights defense put on the clamps in the final quarter, holding the Tommies to 30.8 percent shooting en route to a 19-10 quarter that gave Head Coach Katie Kuester her first win over a Division I opponent.
• Kya Smith led all players with 20 points and 11 rebounds en route to her first double-double of the season and the 10th of her career.

IT RUNS IN THE FAMILY

• Head Coach Katie Kuester is the daughter of former NBA coach John Kuester.
• Kuester spent over 30 years on the sidelines coaching, including 17-plus seasons in the NBA. Kuester last coached as an assistant coach for the Los Angeles Lakers during the 2011-12 season.
• He was most notably the head coach of the Detroit Pistons from 2009-11.
• Kuester is the only known active women's basketball head coach whose father was an NBA head coach.

RISING STAR – FIONA HASTICK

• Fiona Hastick looks to take another massive leap this season after being voted to the Preseason All-Patriot League Team by the conferences coaches.
• Hastick is coming off an impressive 2024-25 season, in which she started all 33 games and finished second on the team in scoring with 10.9 points per game.
• Hastick made her first appearance of the season in Army's Dec. 29 win over Howard, playing nine minutes,
• She missed the first 10 games of the season due to injury.
• The junior out of Virginia scored 10 or more points in 20 games last season and two 20-plus point showings.
• She scored a season-high 22 points against Bryant in the opening round of the WNIT on March 20.
• As good as she was on offense, Hastick was equally impressive on the defensive side of the ball. She led the team with 22 blocks last season, which included six mult-block games. Hastick also had 11 games in which she swiped multiple steals.
• Hastick was named to the Third-Team All-Patriot League in recognition of her impressive season.

LIMITLESS RANGE – REESE ERCISON

• Reese Ericson is the lone senior on the 2025-26 team.
• A native of Lake Oswego, Ore., Ericson has developed into one of the premier shooters in not just the conference but also the country.
• Through 17 games, Ericson leads Army in 3FGM with 50, which is also first in the Patriot League and 29th in the country.
• Ericson became the 20th player in program history to reach 1,000 career-points after scoring 17 points in Army's win over Cornell on Dec. 9.
• After making five threes and scoring 15 points in Army's win over Saint Peter's, Ericson moved into second place all-time in made threes in program history.
• She is averaging 11.2 points per game in 2025-26 and has scored 10-plus points in 11 games.
• Ericson is tied for second on the team with 52 assists this season. She had a season-high eight assists against Oregon on Nov. 16.

DOUBLE-DOUBLE MACHINE – KYA SMITH

• Kya Smith has been a major contributor for the Black Knights this season. She is leading the team in scoring with 14.9 points per game and rebounding with 10.2.
• The junior forward scored a career-high 27 points against Howard on Dec. 29, while also grabbing 22 rebounds.
• She followed that showing with an 18-point, 13-rebound game against Lehigh.
• She has scored 10-plus points in 14 games this season
• Her six double-doubles are 49th in the country and second in the Patriot League.
• She had an impressive 20 points on 9-10 shooting against Big Ten foe Oregon on Nov. 16.
• Her 58.3 percent shooting clip is 19th in the country and leads the Patriot League.
• She is second in the conference in rebounds per game and total rebounds. Her 10.2 rebounds is 23rd in the country.

THE SPARK PLUG – CAMRYN TADE

• Camryn Tade is coming off an impressive sophomore campaign in which she started all 33 games and played the second-most minutes among all Black Knights (1,072).
• Tade set her career-high with 26 points on 8-14 shooting in Army's road win over Loyola Maryland. It marked her second 20 point game of the season and her career. Her 26 points are the second most in by an Army player in a game this season (Kya Smith, 27, vs. Howard)
• Against Siena, Tade had 23 points on 7-11 shooting. She was also 8-8 from the line, which marked a career best.
• Tade had her third 20-plus point game of the season on Saturday against American, scoring 20 points on 7-13 shooting.
• The junior scored 17 points in Army's Dec. 9 win over Cornell.
• Tade had a 14-point perfomance on 6-11 shooting against New Hampshire on Nov. 20.
• She has scored 10-plus points in nine games this season and is second on the team with 12.2 points.
• Against Holy Cross on Jan. 14, Tade tied her career-high in rebounds with 10.
• Her 52 assists are tied for second on the team with Reese Ericson.

THE SISTERS – TAYLOR AND BROOKE WILSON

• After strong 2024-25 seasons, the Brooke and Taylor Wilson look to take the next step in their games.
• Taylor played in 32 games last season – one start – while finishing third in blocked shots (16).
• Taylor has been very impressive so far this season, sitting fourth on the team in scoring at 10.6 points per game. She has scored 10-plus points in eight games this season.
• Wilson had the first double-double of her career against Colgate on Jan. 3 with 17 points and 11 rebounds.
• Wilson tied her career-high of 20 points to lead Army scorers in the conference opener against Lehigh on Dec. 31.
• She opened the season with a 20-point showing against Pace on 8-14 shooting. She followed that strong perfomance with 11 points against St. Thomas.
• Brooke is coming off a strong freshman campaign that saw her appear in all 33 games.
• Brooke scored a career-high 11 points against Holy Cross on Jan. 22, 2025.
• Brooke has gotten off to a strong start to the season, as she leads Army in assists with 56. She is second on the team in steals (24) and third in rebounds (67).
• She scored a season-high 10 points against Eastern Kentucky. It marked just the second time in her career she has scored 10-plus points in a game.

ONE LAST RIDE – SOLEIL MONTROSE

• Soleil Montrose enters her final year of athletic eligibility this season and looks to continue being a key contributor for the Black Knights.
• A transfer from UTEP three years ago, Montrose has been a consistent contributor off the bench for the Black Knights.
• Her best collegiate perfomance to date came against Air Force on Nov. 15, as she scored a career-high 15 points while grabbing six rebounds to help Army secure the Silver Star.
• Montrose has been the first player off the bench in 15 games this season and is second among bench scorers with 4.1 ppg. She had 10 against New Hampshire on Nov. 20, a season-high.
• She made her first start of 2025-26 in Army's win over Boston U., on Saturday, Jan. 10.

FRESHMAN PHENOM – REGANNE REARDON

• Reganne Reardon hasn't skipped a beat in the opening 16 games of her collegiate career.
• Reardon scored a career-high 13 points in Army's home win over Holy Cross on Jan. 14.
• The Illinois freshman scored 10 points in Army's road win over Loyola Maryland.

• Reardon was named the Patriot League Rookie of the Week after scoring 12 points in Army's win over Cornell on Dec. 9.
• In Army's massive win over UMass, Reardon scored 11 points, including a pair of huge buckets in the closing minutes of the fourth quarter.
• The freshman from Chicago, scored 11 points in her debut against Pace. She also perfomred well in Army's wins over St. Thomas (7 points) and Saint Francis (8 points).
• Reardon also grabbed eight boards in her debut while dishing out a pair of assists.
• She is fifth on the team in scoring at 7.3 points. She has 10-plus points in six of the last nine games.

THE YUK'S – AUDREY ANNEE / STELLA CHARTRAND

• For Audrey Annee and Stella Chartrand, they have made it through arguably the hardest year at West Point, the freshman year and are now YUK's (sophomore's).
• Both players appeared in limited action last season, but look to build off strong fall practices and carry it into the 2025-26 campaign.
• Chartrand has been in the rotation this season, appearing in 15 games so far. She had a career-high nine points against Saint Francis.
• Annee has played in 11 of 16 games for the Black Knights.

THE NEWCOMERS

• The Black Knights welcome four freshman to this year's team – Reaganne Reardon, Kelly Cramer, Jane Preston and Landry Sherrer.
• One of the unique aspects of being a freshman at the United States Military Academy, is that before they can hit the court with their teammates, they must first complete Beast Barracks, which is a grueling six-week military training that is intended to help cadets make the transition from civilian life to military life.
• Preston scored the first points of her career in the final mintue of Army's win over Saint Francis. Cramer had her first bucket against Cornell.

ALL EYES ON US

• Army will appear on national television at least twice this season. Both of its games against Navy will air on the CBS Sports Network.
• Last season Army appeared on CBSSN three times – the two Navy games and against Lehigh in the Patriot League Tournament Championship game.

SUNG SECOND... THREE TIMES

• Last season Army defeated Navy in both matchups to not only secure the Star but continue to display its dominance on the hardware against Navy.
• The Black Knights have won the last seven matchups against the Midshipmen.
• Army also took down Air Force at home in mid-November.

HEAD COACH KATIE KUESTER

Army West Point Director of Athletics Tom Theodorakis on announced on May 22, 2025, the hiring of Katie Kuester as the new head coach of the Army West Point Women's Basketball program.

Kuester (CUE-sterr) becomes the 10th head coach in Army women's basketball program history.

A rising star in collegiate coaching and a proven developer of talent, Kuester joins the Black Knights after a decade-long tenure (2015-25) on the coaching staff at Saint Joseph's University.

"We're excited to welcome Katie Kuester to the West Point family," said Theodorakis. "Katie brings exceptional leadership, a high basketball IQ, and an unmatched work ethic. Her proven ability to develop student-athletes both on and off the court is impressive. Her track record speaks volumes, and we're eager to see where she takes Army Women's Basketball."

While at Saint Joseph's, Kuester began her tenure working with the guards as a shooting coach before transitioning to coaching the post players. She also led the program's domestic and international recruiting efforts. Under her guidance, the Hawks reached new heights during the 2023–24 season, setting a school record with 28 wins and advancing to the quarterfinals of the inaugural Women's Basketball Invitation Tournament (WBIT).

"I am incredibly honored and grateful for the opportunity to lead the Army West Point Women's Basketball program," said Kuester. "West Point represents the very best in leadership, discipline, and service. I look forward to building a championship culture that reflects those values and developing strong, confident leaders both on and off the court."

Kuester played a critical role in the development of standout forwards Laura Ziegler and Talya Brugler, both of whom earned Atlantic 10 All-Conference honors and First Team All-Big 5 recognition. Brugler became the 29th player in program history to score 1,000 career points, while Ziegler nearly averaged a double-double on the season.

Promoted to assistant coach in 2018 and to recruiting coordinator in 2021, Kuester helped Saint Joseph's land back-to-back A-10 Rookies of the Year in Brugler and Ziegler—further evidence of her ability to identify and cultivate elite talent.

Prior to returning to her alma mater, Kuester served as a staff member at Loyola (Md.), Lehigh, and North Carolina, where she contributed to the Tar Heels' run to the 2014 NCAA Elite Eight.

A former standout guard at Saint Joseph's, Kuester finished her career in the program's top 10 for three-pointers (167) and free throw percentage (.861). She was named to the All-Big 5 Second Team in 2010-11, and she was also a standout off the court, earning Atlantic 10 Commissioner's Honor Roll and Saint Joseph's Athletic Director's Honor Roll recognition.

She earned a bachelor's degree in elementary education from SJU in 2012 and then a master's in educational leadership from Lehigh. She is the daughter of longtime NBA coach John Kuester, who spent 20 years in the league with teams including the Detroit Pistons, Philadelphia 76ers, and Los Angeles Lakers. Kuester is a native of Media, Pa.

HEAD COACH KATIE KUESTER

WHAT THEY'RE SAYING ABOUT COACH KUESTER...

"Katie Kuester is the epitome of what makes Saint Joseph's University so special. During her time as both a student-athlete and a coach, Katie's passion, empathy, work ethic, ability to forge authentic relationships, and incredible basketball mind were all critical to the Hawks' success. Under her leadership, Army Women's Basketball will develop an amazing culture and flourish. Congratulations to Theo on an outstanding hire. We are so proud of—and happy for—Katie!" — **Jill Bodensteiner**, Vice President and Director of Athletics, Saint Joseph's University

"Congratulations to Katie and to West Point! What a great match! Katie has been an incredible person, coach, mentor, and leader to our players and coaches at Saint Joseph's and will do the same as the Head Coach at Army. Katie is a relationship and culture builder, a dynamic X's and O's coach, and a winner! Her players will run through the wall for her because she will do the same for them. Her experience in all phases of planning, recruiting, evaluating, and on-court coaching makes her the perfect person for this talented Army team. Her energy and passion for Women's Basketball is contagious. I am so excited to see Katie take Army to the next level." — **Cindy Griffin**, Head Women's Basketball Coach, Saint Joseph's University

"Katie Kuester is a tremendous person and coach. Her passion for developing student-athletes is unmatched, and she brings out the best in people through genuine relationships and contagious energy. Her basketball pedigree speaks for itself, and I'm excited to watch her flourish in the Patriot League. Her leadership at Saint Joseph's helped drive real success, and I know many would agree — Army West Point hit a home run." — **John Griffin III**, Head Men's Basketball Coach, Bucknell

PERSONAL

Birthday: June 16
Hometown: Media, Pa.
Education: Saint Joseph's, '12 (Bachelors)
Lehigh, '14 (Master's)
Playing Career: Saint Joseph's, 2008-12

YEAR-BY-YEAR

2025-26: Army (Head Coach)	**14-3**
2024-25: Saint Joseph's (Assistant)	24-10
2023-24: Saint Joseph's (Assistant)	28-6
2022-23: Saint Joseph's (Assistant)	20-11
2021-22: Saint Joseph's (Assistant)	13-17
2020-21: Saint Joseph's (Assistant)	7-10
2019-20: Saint Joseph's (Assistant)	9-20
2018-19: Saint Joseph's (Assistant)	12-19
2017-18: Saint Joseph's (Operations)	19-15
2016-17: Saint Joseph's (Operations)	17-15
2015-16: Saint Joseph's (Operations)	14-15
2014-15: Loyola Maryland (Assistant)	7-23
2013-14: North Carolina (Video Coord.)	27-10
2012-13: Lehigh (Operations)	14-16

RECORD

SCHOOL	RECORD	PL RECORD
Army West Point	14-3	5-1
Total	**14-3**	**5-1**

HEAD COACH KATIE KUESTER RECORD WHEN...

When Her Team	Army	Overall
Scores 100 Points	0-0	0-0
Scores 90-99 Points	0-0	0-0
Scores 80-89 Points	3-0	3-0
Scores 70-79 Points	2-0	2-0
Scores 60 Points or Fewer	0-1	0-1
Allows 100+ Points	0-0	0-0
Allows 90+ Points	0-0	0-0
Allows 80-89 Points	0-1	0-1
Allows 70-79 Points	0-2	0-2
Allows 60-69 Points	3-0	3-0
Allows 50-59 Points	7-0	7-0
Plays at Home	7-1	7-1
Plays on the Road	7-2	7-2
Plays at a Neutral Site	0-0	0-0
Plays in the Postseason	0-0	0-0
Plays vs. Top-25	0-0	0-0

When Her Team	Army	Overall
Plays in November	5-2	5-2
Plays in December	4-1	4-1
Plays in January	5-0	5-0
Plays in February	0-0	0-0
Plays in March	0-0	0-0
Plays on Monday	2-0	2-0
Plays on Tuesday	1-0	1-0
Plays on Wednesday	3-1	3-1
Plays on Thursday	2-0	2-0
Plays on Friday	0-0	0-0
Plays on Saturday	6-1	6-1
Plays on Sunday	0-1	0-1
Plays a Patriot League Team	5-1	5-1
Plays in a Conf. Tournament	0-0	0-0
Plays in New York	9-1	9-1
Plays in Pennsylvania	1-0	1-0

GAME-BY-GAME CATEGORY LEADERS

DATE	OPPONENT	RESULT	HIGH POINTS	HIGH REBOUNDS	HIGH ASSISTS	HIGH STEALS	HIGH BLOCKS
Nov. 3	**Pace**	**W, 86-50**	**T. Wilson (20)**	**B. Wilson (10)**	**B. Wilson (9)**	**3 Players (3)**	**Smith (2)**
Nov. 8	at St. Thomas	W, 67-61	Smith (20)	Smith (11)	Tade/B. Wilson (4)	Ericson/Tade (2)	Smith (2)
Nov. 13	**Siena**	**W, 67-52**	**Tade (23)**	**Smith (10)**	**Smith/B. Wilson (4)**	**B. Wilson (4)**	**T. Wilson/Chartrand (1)**
Nov. 16	at Oregon	L, 55-80	Smith (20)	Smith (7)	Ericson (8)	Smith (4)	T. Wilson (1)
Nov. 20	**New Hampshire**	**W, 63-44**	**Smith (18)**	**Smith (14)**	**Ericson (4)**	**Smith (3)**	**Smith (2)**
Nov. 22	at Saint Francis	W, 82-50	Smith (15)	Smith (9)	Ericson (6)	Three Players (2)	Tade (2)
Nov. 29	at Eastern Ky.	L, 64-74	Ericson (17)	B. Wilson (6)	B. Wilson (4)	Smith (2)	T. Wilson (2)
Dec. 3	at Saint Peter's	W, 65-43	Smith (17)	Smith (15)	T. Wilson (4)	Smith (2)	T. Wilson (1)
Dec. 6	**UMass**	**W, 64-61**	**Smith (16)**	**Smith (9)**	**Ericson/Tade (5)**	**Smith (4)**	**T. Wilson (1)**
Dec. 9	Cornell	W, 76-52	Ericson/Tade (17)	Smith (11)	Tade (6)	T. Wilson (4)	T. Wilson (3)
Dec. 29	**Howard**	**W, 64-56**	**Smith (27)**	**Smith (22)**	**Tade (5)**	**Montrose/Smith (2)**	**Tade/Smith (1)**
Dec. 31	**Lehigh***	**L, 66-77**	**T. Wilson (20)**	**Smith (13)**	**Smith (6)**	**Hastick/B. Wilson (2)**	**3 Players (1)**
Jan. 3	Colgate*	W, 81-49	T. Wilson (17)	T. Wilson (11)	B. Wilson (5)	Smith (3)	3 Players (1)
Jan. 7	Loyola Maryland*	W, 71-66	Tade (26)	Smith (12)	Smith (7)	Tade/Reardon (2)	Tade (1)
Jan. 10	**Boston U.***	**W, 64-57**	**Ericson (17)**	**Smith (7)**	**Tade (5)**	**3 Players (1)**	**N/A**
Jan. 14	**Holy Cross***	**W, 61-46**	**Smith (18)**	**Tade (10)**	**B. Wilson (5)**	**Smith (5)**	**Tade (1)**
Jan. 17	American*	W, 63-56	Tade (20)	T. Wilson (11)	Smith/B. Wilson (4)	3 Players (2)	T. Wilson (1)

Home games in Bold | *Conference games | +Conference Tournament

MISCELLANEOUS SUPERLATIVE CATEGORY LEADERS

Games Started

Player	25-26	Career
Reese Ericson	17	97
Kya Smith	17	72
Camryn Tade	17	61
Taylor Wilson	17	21
Brooke Wilson	16	16
Soleil Montrose	1	8

10+ Points

Player	25-26	Career
Kya Smith	14	37
Reese Ericson	11	47
Camryn Tade	9	27
Taylor Wilson	8	13
Reganne Reardon	7	7
Brooke Wilson	1	2

10+ Rebounds

Player	25-26	Career
Kya Smith	8	32
Taylor Wilson	2	2
Camryn Tade	1	3
Brooke Wilson	1	1

2+ Steals

Player	25-26	Career
Kya Smith	10	22
Brooke Wilson	7	13
Camryn Tade	5	28
Reese Ericson	3	16
Taylor Wilson	3	6
Soleil Montrose	2	2
Fiona Hastick	1	26
Reganne Reardon	1	1

20+ Points

Player	25-26	Career
Kya Smith	3	5
Camryn Tade	3	3
Taylor Wilson	2	2

Double-Doubles

Player	25-26	Career
Kya Smith	6	15
Taylor Wilson	1	1

3+ Assists

Player	25-26	Career
Brooke Wilson	11	15
Camryn Tade	10	28
Kya Smith	9	15
Reese Ericson	7	51
Taylor Wilson	3	4

2+ Blocks

Player	25-26	Career
Kya Smith	3	8
Taylor Wilson	2	10
Camryn Tade	1	4

SPECIALTY STATS

Opponent	AWP-Opp Paint Pts.	AWP-Opp Pts. Off TO	AWP-Opp 2nd Chance Pts.	AWP-Opp Bench Pts.	Largest Lead	Largest Deficit	Tip	First Sub(s)
PACE	**34-20**	**13-7**	**14-0**	**28-11**	**36**	**0**	**Won**	**Montrose**
at St. Thomas	36-40	16-17	16-7	13-10	6	12	Lost	Reardon/Montrose
SIENA	**20-34**	**19-16**	**9-3**	**13-15**	**18**	**0**	**Won**	**Montrose**
at Oregon	28-42	9-30	7-7	11-21	0	27	Lost	Montrose
NEW HAMPSHIRE	**34-18**	**19-10**	**0-0**	**14-23**	**24**	**0**	**Lost**	**Montrose**
at Saint Francis	42-20	18-6	12-7	25-19	32	0	Won	Montrose
at Eastern Ky.	14-42	19-13	2-9	5-25	3	11	Lost	Reardon/Montrose
at Saint Peter's	26-18	23-17	24-8	11-17	23	1	Won	Montrose
UMASS	**20-32**	**20-16**	**8-9**	**16-14**	**5**	**6**	**Lost**	**Montrose**
at Cornell	38-36	16-14	18-10	17-13	24	7	Won	Reardon/Montrose
HOWARD	**24-34**	**10-16**	**9-11**	**10-13**	**10**	**0**	**Won**	**Montrose**
LEHIGH*	**32-26**	**14-14**	**12-5**	**10-21**	**2**	**15**	**Lost**	**Montrose**
Colgate*	50-22	17-21	16-10	25-22	38	0	Won	Montrose
Loyola Maryland*	24-34	13-16	7-17	14-12	19	0	Won	Reardon
BOSTON U*	**18-30**	**23-10**	**6-1**	**8-16**	**10**	**14**	**Won**	**B. Wilson**
HOLY CROSS*	**28-14**	**18-7**	**4-1**	**17-7**	**22**	**3**	**Won**	**Reardon/Montrose**
American*	30-22	21-13	6-6	7-12	17	3	Lost	Reardon/Montrose

Home games in Bold | *Conference games | +Conference Tournament

LEAD / DEFICIT SUMMARY

Largest Margin of Victory ..... 36 vs. Pace (Nov. 3)
vs. DI Opponent 32 (2x)
Largest Margin of Defeat ..... 25 at Oregon (Nov. 16)
Largest Lead ..... 38 at Colgate (Jan. 3)
vs. DI Opponent ..... 38 at Colgate (Jan. 3)
Biggest Halftime Lead ..... 27 at Colgate (Jan. 3)
Biggest Halftime Deficit ..... 15 vs. Lehigh (Dec. 31)

Largest Lead Surrendered in a Loss ..... 3 at Eastern Ky. (Nov. 29)
Largest Halftime Lead Surrendered in a Loss ..... N/A
Largest Halftime Deficit Overcome in a Win ..... 6 vs. Boston U. (Jan. 13)
Longest Army run w/o opponent scoring ..... 17 at St. Thomas (Nov. 8)
Longest Opp. Run w/o Army scoring ..... 10 by Oregon (Nov. 16)
Largest Deficit ..... 27 at Oregon (Nov. 16)
Largest Deficit Overcome (Won) ..... 14 vs. Boston U. (Jan. 10)

MISC. HIGHS/LOWS

PLAYER

Most First Half Points (Player) ..... 13 by Camryn Tade vs. Siena (Nov. 13)
Most Second Half Points (Player) ..... 17 by Kya Smith vs. Howard (Dec. 29)
Best First Half FG% (Min. 4 Attempts) ..... 1.000 (5-5) by Reese Ericson at EKU (Nov. 29)
Best Second Half FG% (Min. 4 Attempts) ..... 1.000 (5-5) by Kya Smith at Oregon (Nov. 16)
Most First Half Threes Made ..... 4 by Reese Ericson (2x)
Most Second Half Threes Made ..... 5 by Reese Ericson vs. Boston U. (Jan. 10)
Most Offensive Rebounds ..... 8 by Kya Smith (2x)

TEAM

Most First Half Points ..... 42 at Colgate (Jan. 3)
Most Second Half Points ..... 48 vs. Pace (Nov. 3)
Fewest First Half Points ..... 22 vs. Boson U. (Dec. 31)
Fewest Second Half Points ..... 28 vs. New Hampshire (Nov. 20)
Most Bench Points ..... 28 vs. Pace (Nov. 3)
Fewest Bench Points ..... 5 at Eastern Ky. (Nov. 29)
Most Assists in a Half ..... 14 vs. Pace (Nov. 3)
Fewest Assists in a Half ..... 3 vs. Howard (Dec. 29)
Best FG% in a Half ..... 58.3% at Cornell (Dec. 9)
Worst Half FG% in a Half ..... 25.9% at EKU (Second Half) (Nov. 29)

THE LAST TIME AN ARMY TEAM

Scored 100-plus points	107 vs. St. Joseph's Brooklyn (12/16/2017)
Scored 100 points in back-to-back games	N/A
Scored 90 points in a game	107 vs. St. Joseph's Brooklyn (12/16/2017)
Scored fewer than 60 points	55 at Oregon (11/16/2025)
Scored fewer than 50 points	49 vs. Bucknell (3/13/2025)
Made 50 field goals	N/A
Made 40 field goals:	41 vs. St. Joseph's Brooklyn (12/16/2017)
Shot 65 pct from floor	76% at Maryland Eastern Shore (1/3/2008)
Shot 60 pct from floor	68% at Yale (12/7/2013)
Shot less than 35 pct from floor	34.0% vs. Howard (12/29/2025)
Shot 50 pct from 3FG	55% at Lafayette (1/15/2025)
Shot less than 25 pct from 3FG	21.7% at American (1/17/2026)
Made 10 3-point field goals	10 vs. UMass (12/5/2025)
Made 15 3-point field goals	15 vs. American (2/1/2025)
Made 20 3-point field goals	N/A
Shot 80-89 pct from FT line	86.4% vs. Holy Cross (1/14/2026)
Shot 90+ pct from FT line	95.7% vs. Siena (11/13/2025)
Shot no better than 50 pct from FT line	48.1% at Saint Francis (11/22/2025)
Had 50 rebounds	50 vs. Five Towns (12/30/2023)
Had 20 offensive rebounds	21 vs. Five Towns (12/30/2023)
Had 25 assists	28 vs. Pace (11/03/2025)
Had 20 assists	24 at Lafayette (1/15/2025)
Had 20 turnovers	24 at Oregon (11/16/2025)
Had fewer than 10 turnovers	6 at American (1/17/2026)
Had 15 steals or more	16 vs. Navy (2/10/2024)
Had 10 steals or more	13 vs. Holy Cross (1/14/2026)
Had 10 blocked shots	11 vs. Mt. St. Mary (12/29/2024)
Had two 20-point scorers	Reese Ericson (24), Sabrina Hunter (23) vs. Navy (1/21/2023)
Had two double-figure rebounders	Alisa Fallon (10 Reb), Sabria Hunter (11 Reb) vs. Maine (11/26/2021)
Had two double-doubles	Reese Ericson (20 Pts, 10 Ast), Sabria Hunter (14 Pts, 10 Reb) at American (1/11/2023)
Failed to make 3FG	at Columbia (11/12/2018)
Won an overtime game	at NJIT (11/20/2024)
Lost an overtime game	at Boston U. (3/9/2023)
Won a double-OT game	vs. Maine (11/26/2021)
Lost a double-OT game	N/A
Won a triple-OT game	vs. Lafayette, 76-73 3OT (1/5/2017)
Lost a triple-OT game	at Navy, 85-86 3OT (3/1/2003)

Last time an Army Individual

Double-double (Pts-Reb)	Taylor Wilson (17 pts, 11 reb) at Colgate (1/3/2025)
Double-double (Pts-Ast)	Reese Ericson (20 pts, 10 ast) at American (1/11/2023)
Double-double (Pts-Stl)	N/A
Double-double (w/o Pts)	N/A
20/10 Performance (Pts-Reb)	Kya Smith (27 pts, 22 reb) vs. Howard (12/29/2025)
30/10 Performance (Pts-Reb)	Sabrina Hunter (32 pts, 14 reb) at Loyola Maryland (2/8/2023)
Triple-double	N/A
Scored 40 points	Kelsey Minato (49 pts) vs. Holy Cross (2/12/2014)
Scored 30 points	Sabrina Hunter (32 pts) at Loyola MD (2/8/2023)
Scored 20 points	Camryn Tade (20 pts) at American (1/17/2026)
Had 20 rebounds	Kya Smith (22 reb) vs. Howard (12/29/2025)
Had 15 rebounds	Kya Smith (15 reb) at Saint Peter's (12/3/2025)
Had 10 assists	Reese Ericson (10 ast) at American (1/11/2023)
Had 5 steals	Kya Smith (5 stl) vs. Holy Cross (1/14/2026)
Had 5 blocked shots	Madison Hovren (5 blk) at Minnesota (12/8/2016)

THE LAST TIME AN OPPOSING TEAM

Scored 100 points	102 by Tennessee (3/19/2006)
Scored 90 Points	90 by Lehigh (1/12/2025)
Scored fewer than 60 points	56 by American (1/17/2026)
Scored fewer than 50 points	46 by Holy Cross (1/14/2026)
Won by more than 30	37 by TCU (11/19/2023)
Shot 60 pct from floor	60% by Lehigh (3/16/2025)
Shot less than 35 pct from floor	32.7% by Holy Cross (1/14/2026)
Shot 50 pct from 3FG	50% by Lehigh (12/31/2025)
Shot less than 20 pct from 3FG	11% by Cornell (12/9/2025)
Made 10 3-point field goals	13 by Lehigh (3/1/2025)
Shot 85 pct from FT line	100.0% by American (1/17/2026)
Shot less than 50 pct from FT line	44% by Bucknell (2/22/2025)
Had 50 rebounds	50 by Texas A&M (11/13/2022)
Had 20 offensive rebounds	26 by Texas A&M (11/13/2022)
Had 20 assists	21 by Oregon (11/16/2025)
Had 20 turnovers	21 by Holy Cross (1/14/2026)
Had fewer than 10 turnovers	9 by Colgate (1/29/2025)
Had 10 steals	12 by Oregon (11/16/2025)
Had 10 blocked shots	10 by Navy (1/26/2025)
Had 0 blocked shots	0 by Saint Francis (11/22/2025)
Had two 20-point scorers	Sedona Prince (33 Pts), Madison Connor (24 Pts) of TCU (11/19/2023)
Made 1 or fewer 3 FG	0 by Howard (12/29/2025)

Last Time an Opponent Individual

Triple-double	Stephanie Karcz (13 Pts, 12 Reb, 12 Stl) of Loyola Maryland (1/18/2020)
Double-double	Lex Therien (18 pts, 11 reb)/Koi Sims (15 pts, 11 reb) of Loyola Md. (1/7/2026)
20+/10+ performance	Maddie Albrecht (28 Pts, 10 Reb) of Lehigh (2/21/2024)
Scored 30 points	Sedona Prince (33 Pts) of TCU (11/19/2023)
Scored 20 points	Mia Mancini (23) of Bryant (3/20/2025)
Had 20 rebounds	N/A
Had 15 rebounds	Sedona Prince (16) of TCU (11/19/2023)
Had 10 assists	Katie Fiso (10) of Oregon (11/16/2025)
Had 5 steals	Laura Salmeron (6) of Loyola MD W64-53 (2/12/2025)
Had 5 blocked shots	Caitlin Weimer (7) of Boston U (2/14/2024)

STARTING LINEUPS

OPPONENT	1	2	3	4	5	No.	Record
Pace	**Ericson**	**B. Wilson**	**Tade**	**T. Wilson**	**Smith**	**1**	**1-0**
St. Thomas	Ericson	B. Wilson	Tade	T. Wilson	Smith	2	2-0
Siena	**Ericson**	**B. Wilson**	**Tade**	**T. Wilson**	**Smith**	**3**	**3-0**
Oregon	Ericson	B. Wilson	Tade	T. Wilson	Smith	4	3-1
New Hampshire	**Ericson**	**B. Wilson**	**Tade**	**T. Wilson**	**Smith**	**5**	**4-1**
Saint Francis	Ericson	B. Wilson	Tade	T. Wilson	Smith	6	5-1
Eastern Ky.	Ericson	B. Wilson	Tade	T. Wilson	Smith	7	5-2
Saint Peter's	Ericson	B. Wilson	Tade	T. Wilson	Smith	8	6-2
UMass	**Ericson**	**B. Wilson**	**Tade**	**T. Wilson**	**Smith**	**9**	**7-2**
Cornell	Ericson	B. Wilson	Tade	T. Wilson	Smith	10	8-2
Howard	**Ericson**	**B. Wilson**	**Tade**	**T. Wilson**	**Smith**	**11**	**9-2**
Lehigh*	**Ericson**	**B. Wilson**	**Tade**	**T. Wilson**	**Smith**	**12**	**9-3**
Colgate*	Ericson	B. Wilson	Tade	T. Wilson	Smith	13	10-3
Loyola Maryland*	Ericson	B. Wilson	Tade	T. Wilson	Smith	14	11-3
Boston U.*	**Ericson**	**S. Montrose**	**Tade**	**T. Wilson**	**Smith**	**1**	**1-0**
Holy Cross*	**Ericson**	**B. Wilson**	**Tade**	**T. Wilson**	**Smith**	**15**	**12-3**
American*	Ericson	B. Wilson	Tade	T. Wilson	Smith	16	13-3

Home Game | Conference Game* | Patriot League Tournament+

MARGIN OF VICTORY/DEFEAT

	1	2	3	4	5	6	7	8	9	10	11-15	16-20	20-24	25+
Wins	-	-	1	-	1	1	2	1	-	-	2	1	2	3
Losses	-	-	-	-	-	-	-	-	-	1	1	-	-	1

ARMY'S RECORD WHEN (2025-26)	Overall	PL
Leading at halftime	10-0	3-0
Trailing at halftime	4-3	2-1
Tied at halftime	0-0	0-0
Playing in overtime	0-0	0-0
Shooting 50% or better	4-0	1-0
Shooting 40-49%	5-1	2-1
Shooting below 40%	5-1	2-0
Opp. shoots 50% or better	1-3	1-1
Opp. shoots between 40%-49%	4-0	0-0
Opp. Shoots below 40%	9-0	4-0
Army shoots 70% FT or better	10-2	4-1
Army shoots below 70% FT	4-1	1-0
Army has more rebounds	9-1	1-1
Opponent has more rebounds	5-2	4-0
Teams are tied in rebounds	0-0	0-0
Scoring less than 50 points	0-0	0-0
Scoring 50-59 points	0-1	0-0
Scoring 60-69 points	9-2	3-1
Scoring 70-79 points	2-0	1-0
Scoring 80-89 points	3-0	1-0
Scoring 90+ points	0-0	0-0
Allowing fewer than 50 points	4-0	2-0
Allowing 50-59 points	7-0	2-0
Allowing 60-69 points	3-0	1-0
Allowing 70-79 points	0-2	0-1
Allowing 80-89 points	0-1	0-0
Allowing 90+ points	0-0	0-0
Playing at home	7-1	2-1
Playing on the road	7-2	3-0
Playing on a neutral court	0-0	0-0
Game decided by 1-5 points	2-0	1-0
Game decided by 6-10 points	4-1	2-0
Game decided by 11+ points	8-2	2-1
Playing at night (5 p.m. or later)	5-0	2-0
Playing in the afternoon	8-3	3-1
Playing in the morning	1-0	0-0
Playing on Monday	2-0	0-0
Playing on Tuesday	1-0	0-0
Playing on Wednesday	3-1	2-1
Playing on Thursday	2-0	0-0
Playing on Friday	0-0	0-0
Playing on Saturday	6-1	3-0
Playing on Sunday	0-1	0-0
Playing in November	5-2	0-0
Playing in December	4-1	0-1
Playing in January	5-0	5-0
Playing in February	0-0	0-0
Playing in March	0-0	0-0
Playing on TV	0-0	0-0
Winning the opening tip	10-0	4-0
Losing the opening tip	4-3	1-1

#2 AUDREY ANNEE

GUARD | 5-9 | SO. | INDIANPOLIS, IND. | CENTER GROVE

SINGLE-GAME SEASON HIGHS:

Points.....5 at Saint Peter's (12/3/25)
Rebounds.....2 at Colgate (1/3/26)
Assists.....2 at St. Thomas (11/8/25)
Blocks.....N/A
Steals.....1 (4x)
Minutes.....11 at Saint Francis (11/22/25)
FG Made.....1 (3x)
3FG Made.....1 (3x)
FT Made.....2 at Saint Peter's (12/3/25)

SINGLE-GAME CAREER HIGHS:

Points.....9 vs. Mt. St. Mary (12/29/24)
Rebounds.....2 at Colgate (1/3/26)
Assists.....2 at St. Thomas (11/8/25)
Blocks.....N/A
Steals.....1 (5x)
Minutes.....14 vs. Mt. St. Mary (12/29/24)
FG Made.....3 vs. Mt. St. Mary (12/29/24)
3FG Made.....3 vs. Mt. St. Mary (12/29/24)
FT Made.....2 at Saint Peter's (12/3/25)

PLAYER HIGHLIGHTS

2025-26 (SOPHOMORE/YUK)
- Season-high 11 minutes against Saint Francis (11/22)
- Career-high two assists against St. Thomas (11/8)
- Season-high five points against Saint Peter's (12/3)
- Three points in season opener at home against Pace (11/3)

2024-25 (FRESHMAN/PLEBE)
- Appeared in eight games for the Black Knights
- Played a season high 14 minutes at Mount St. Mary (12/29)
- Scored a season-high nine points against Mount. St. Mary (12/29)
- Scored a season-high 3 3-point shots against Mount. St. Mary (12/29)

PRIOR TO WEST POINT/PERSONAL
- Attended Center Grove High School, playing 4 years of Varsity Basketball as the Team Captain
- Indiana All-Star Award Winner, All-State Award Winner, All-County Award Winner, Offensive MVP Winner, Miss Teammate Award Winner, Fox Hole Award Winner
- Academic All-Conference Award, Academic All-State Honorable Mention, Scholar-Athlete Award, Academic All-Trojan Award

GAME-BY-GAME STATISTICS

				Total		3-Pointers		Free throws		Rebounds										
Opponent	Date	GS	MIN	FG-FGA	PCT	3FG-3FGA	PCT	FT-FTA	PCT	OFF	DEF	TOT	AVG	PF	A	TO	BLK	STL	PTS	AVG
Pace	11/03/2025		04:43	1-2	.500	1-2	.500	0-0	.000	0	0	0	0.0	1	0	0	0	0	3	3.0
at St. Thomas (MN)	11/08/2025		05:33	0-1	.000	0-1	.000	0-0	.000	0	0	0	0.0	1	2	0	0	0	0	1.5
Siena	11/13/2025		01:34	0-0	.000	0-0	.000	0-0	.000	0	1	1	0.3	1	0	0	0	0	0	1.0
New Hampshire	11/20/2025		05:19	0-1	.000	0-1	.000	0-0	.000	0	1	1	0.5	0	1	2	0	1	0	0.8
at Saint Francis	11/22/2025		10:37	1-4	.250	1-3	.333	0-0	.000	0	1	1	0.6	1	1	2	0	1	3	1.2
at Eastern Ky.	11/29/2025		03:48	0-0	.000	0-0	.000	0-0	.000	0	0	0	0.5	0	1	0	0	1	0	1.0
at Saint Peter's	12/03/2025		07:38	1-3	.333	1-3	.333	2-2	1.000	0	0	0	0.4	0	0	0	0	0	5	1.6
Massachusetts	12/06/2025		01:51	0-1	.000	0-1	.000	0-0	.000	0	0	0	0.4	0	0	0	0	0	0	1.4
at Colgate	01/03/2026		05:50	0-0	.000	0-0	.000	1-2	.500	1	1	2	0.6	0	0	0	0	0	1	1.3
Holy Cross	01/14/2026		01:53	0-0	.000	0-0	.000	0-0	.000	0	0	0	0.5	1	0	1	0	1	0	1.2
at American	01/17/2026		02:42	0-2	.000	0-2	.000	0-0	.000	0	0	0	0.5	0	0	0	0	0	0	1.1
Totals		**0**	**51:28**	**3-14**	**.214**	**3-13**	**.231**	**3-4**	**.750**	**1**	**4**	**5**	**0.5**	**5**	**5**	**5**	**0**	**4**	**12**	**1.1**

MISCELLANEOUS STATS

	2025-26	CAREER
Games with 10+ points	0	0
Games with 20+ points	0	0
Games with 10+ rebounds	0	0
Games with 3+ assists	0	0
Games with 2+ steals	0	0
Games with 2+ blocks	0	0
Double-Doubles	0	0
Games started	0	0

CAREER STATISTICS

				Field Goals		3-Point		F-Throws		Rebounds									Scoring	
SEASON	TEAM	GP-GS	MIN/AVG	FG-FGA	FG%	3FG-3FGA	3FG%	FT-FTA	FT%	OFF	DEF	TOT	AVG	PF-FO	A	TO	BLK	STL	PTS	AVG
2024-25	ARM	8-0	42/5.2	7-15	.467	7-14	.500	1-2	.500	0	0	0	0.0	4-0	3	1	0	1	22	2.8
2025-26	ARM	11-0	51/4.7	3-14	.214	3-13	.231	3-4	.750	1	4	5	0.5	5-0	5	5	0	4	12	1.1
TOTAL		**19-0**	**93/4.9**	**10-29**	**.345**	**10-27**	**.370**	**4-6**	**.667**	**1**	**4**	**5**	**0.3**	**9-0**	**8**	**6**	**0**	**5**	**34**	**1.8**



#3 BROOKE WILSON

GUARD | 5-9 | SO. | BRYN MAWR, PA. | ARCHIBISHOP JOHN CARROL

SINGLE-GAME SEASON HIGHS:

Points..... 10 at Eastern Ky. (11/29/25)
Rebounds..... 10 vs. Pace (11/3/25)
Assists..... 9 vs. Pace (11/3/25)
Blocks ..... 1 vs. Lehigh (12/31/25)
Steals ..... 4 vs. Siena (11/13/25)
Minutes ..... 33 vs. Siena (11/13/25)
FG Made 3 (2x)
3FG Made ..... 2 at Saint Peter's (12/3/25)
FT Made..... 6 at Loyola Maryland (1/7/26)

SINGLE-GAME CAREER HIGHS:

Points..... 11 vs. Holy Cross (1/22/25)
Rebounds..... 10 vs. Pace (11/3/25)
Assists..... 9 vs. Pace (11/3/25)
Blocks 1 (2x)
Steals ..... 4 vs. Siena (11/13/25)
Minutes ..... 33 vs. Siena (11/13/25)
FG Made ..... 4 vs. Holy Cross (1/22/25)
3FG Made 2 (2x)
FT Made..... 6 at Loyola Maryland (1/7/26)

PLAYER HIGHLIGHTS

2025-26 (SOPHOMORE/YUK)
- Started 16 games this season, averaging 24.3 minutes
- Season-high 10 points against EKU (11/29)
- Has recorded four-plus assists in nine games this season
- Career-high four steals vs. Siena (11/13)
- Career-high 10-rebound nine-assist game against Pace (11/3)

2024-25 (FRESHMAN/PLEBE)
- Appeared in all 33 games with 323 minutes for the Black Knights
- Had a perfect field goal and 3 point percentage against Mount St. Mary, going a combined 5-5 (12/29
- Went on a 13-game point streak from Mount St. Mary (12/29) to Loyola Maryland (2/12)
- Made all 4 free throws in a game against Lehigh (1/12)
- Finished the season with 87 points
- Played a season high 24 minutes against Holy Cross (1/22)
- Had a season high 11 points against Holy Cross (1/22)
- Earned a season high seven rebounds against Bucknell (2/22)
- Recorded a season-high three steals at Bryant (3/20)

PRIOR TO WEST POINT
- Attended Archbishop John Carrol High School, achieving 1,000 points scored and earning Honor Roll every semester
- PIAA 6A 2023 State Champion, Philadelphia Area First Team Award Winner, Markward Philadelphia Basketball Player of the Year
- 3x Philadelphia Catholic League Honors, PCL MVP Senior Season
- 2x All-State Honors, achieving Second Team Junior Season and First Team Senior Season
- 4x All-Delco, achieving First Team Junior and Senior Season.

GAME-BY-GAME STATISTICS

				Total		3-Pointers		Free throws		Rebounds										
Opponent	**Date**	**GS**	**MIN**	**FG-FGA**	**PCT**	**3FG-3FGA**	**PCT**	**FT-FTA**	**PCT**	**OFF**	**DEF**	**TOT**	**AVG**	**PF**	**A**	**TO**	**BLK**	**STL**	**PTS**	**AVG**
Pace	11/03/2025	*	24:36	2-6	.333	0-4	.000	0-0	.000	2	8	10	10.0	1	9	2	0	2	4	4.0
at St. Thomas (MN)	11/08/2025	*	24:59	2-4	.500	1-1	1.000	0-2	.000	1	3	4	7.0	4	4	3	0	1	5	4.5
Siena	11/13/2025	*	32:51	1-6	.167	1-2	.500	1-2	.500	2	5	7	7.0	3	4	5	0	4	4	4.3
at Oregon	11/16/2025	*	18:17	2-6	.333	1-4	.250	0-0	.000	0	2	2	5.8	2	2	5	0	1	5	4.5
New Hampshire	11/20/2025	*	19:44	0-2	.000	0-1	.000	0-0	.000	1	0	1	4.8	3	1	3	0	2	0	3.6
at Saint Francis	11/22/2025	*	26:46	2-4	.500	0-1	.000	2-3	.667	0	6	6	5.0	0	5	2	0	2	6	4.0
at Eastern Ky.	11/29/2025	*	25:39	2-4	.500	1-3	.333	5-6	.833	1	5	6	5.1	4	4	2	0	1	10	4.9
at Saint Peter's	12/03/2025	*	26:08	3-3	1.000	2-2	1.000	0-0	.000	1	4	5	5.1	3	0	1	0	1	8	5.3
Massachusetts	12/06/2025	*	24:25	1-5	.200	1-5	.200	4-4	1.000	0	2	2	4.8	1	3	4	0	2	7	5.4
at Cornell	12/09/2025	*	22:10	0-2	.000	0-1	.000	2-2	1.000	0	4	4	4.7	4	3	2	0	0	2	5.1
Howard	12/29/2025	*	26:30	0-0	.000	0-0	.000	3-4	.750	0	5	5	4.7	4	2	6	0	1	3	4.9
Lehigh	12/31/2025	*	23:51	0-4	.000	0-1	.000	0-0	.000	1	3	4	4.7	4	1	2	1	2	0	4.5
at Colgate	01/03/2026	*	20:05	3-4	.750	1-1	1.000	1-1	1.000	0	2	2	4.5	2	5	3	0	1	8	4.8
at Loyola Maryland	01/07/2026	*	24:50	1-4	.250	0-2	.000	6-6	1.000	0	3	3	4.4	5	4	3	0	1	8	5.0
Boston U.	01/10/2026		14:24	1-2	.500	1-2	.500	0-0	.000	0	0	0	4.1	4	0	1	0	0	3	4.9
Holy Cross	01/14/2026	*	27:51	1-4	.250	0-1	.000	5-6	.833	0	1	1	3.9	1	5	3	0	1	7	5.0
at American	01/17/2026	*	30:40	1-2	.500	0-1	.000	2-4	.500	1	4	5	3.9	1	4	0	0	2	4	4.9
Totals		**16**	**413:47**	**22-62**	**.355**	**9-32**	**.281**	**31-40**	**.775**	**10**	**57**	**67**	**3.9**	**46**	**56**	**47**	**1**	**24**	**84**	**4.9**

MISCELLANEOUS STATS

	2025-26	CAREER
Games with 10+ points	1	2
Games with 20+ points	0	0
Games with 10+ rebounds	1	1
Games with 3+ assists	11	15
Games with 2+ steals	7	13
Games with 2+ blocks	0	0
Double-Doubles	0	0
Games started	16	16

CAREER STATISTICS

				Field Goals		3-Point		F-Throws		Rebounds									Scoring	
SEASON	**TEAM**	**GP-GS**	**MIN/AVG**	**FG-FGA**	**FG%**	**3FG-3FGA**	**3FG%**	**FT-FTA**	**FT%**	**OFF**	**DEF**	**TOT**	**AVG**	**PF-FO**	**A**	**TO**	**BLK**	**STL**	**PTS**	**AVG**
2024-25	ARM	33-0	409/12.4	30-68	.441	7-22	.318	20-39	.513	14	45	59	1.8	53-0	31	31	2	20	87	2.6
2025-26	ARM	17-16	414/24.3	22-62	.355	9-32	.281	31-40	.775	10	57	67	3.9	46-1	56	47	1	24	84	4.9
TOTAL		**50-16**	**822/16.4**	**52-130**	**.400**	**16-54**	**.296**	**51-79**	**.646**	**24**	**102**	**126**	**2.5**	**99-1**	**87**	**78**	**3**	**44**	**171**	**3.4**

#4 STELLA CHARTRAND

GUARD | 5-9 | SO. | ATLANTA, GA. | THE WESTMINSTER SCHOOLS

SINGLE-GAME SEASON HIGHS:

Points.....9 at Saint Francis (11/22/25)
Rebounds.....3 at Colgate (1/3/26)
Assists.....1 vs. New Hampshire (11/20/25)
Blocks.....1 vs. Siena (11/13/25)
Steals.....2 vs. New Hampshire (11/20/25)
Minutes.....17 at Saint Francis (11/22/25)
FG Made.....3 (2x)
3FG Made.....2 at Saint Francis (11/22/25)
FT Made.....2 (2x)

SINGLE-GAME CAREER HIGHS:

Points.....9 at Saint Francis (11/22/25)
Rebounds.....3 at Colgate (1/3/26)
Assists.....1 vs. New Hampshire (11/20/25)
Blocks.....1 vs. Siena (11/13/25)
Steals.....2 vs. New Hampshire (11/20/25)
Minutes.....17 at Saint Francis (11/22/25)
FG Made.....3 (2x)
3FG Made.....2 at Saint Francis (11/22/25)
FT Made.....2 (2x)

PLAYER HIGHLIGHTS

2025-26 (SOPHOMORE/YUK)
- Has appeared in 15 games this season
- Career-high in minutes (17) and points (9) against Saint Francis (11/22)

2024-25 (FRESHMAN/PLEBE)
- Appeared in four games for the Black Knights
- Appeared in her first game at Army against St. Peter's (11/9)
- Scored two points against Mount St. Mary (12/29
- Recorded 2 rebounds against Mount St. Mary (12/29).

PRIOR TO WEST POINT/PERSONAL
- Attended The Westminster Schools of Atlanta as a three-sport athlete, excelling in Basketball, Softball, and Lacrosse
- Four-time First Team All-Region Player, Offensive Player of the Year Winner, Defensive Player of the Year Winner, MVP Award Winner, and Leadership Award Winner
- Graduated as a Career-Honor Roll Student and achieved National Honor Society

GAME-BY-GAME STATISTICS

				Total		3-Pointers		Free throws		Rebounds											
Opponent	Date	GS	MIN	FG-FGA	PCT	3FG-3FGA	PCT	FT-FTA	PCT	OFF	DEF	TOT	AVG	PF	A	TO	BLK	STL	PTS	AVG
Pace	11/03/2025		10:30	3-8	.375	1-6	.167	0-0	.000	1	1	2	2.0	0	0	0	0	1	7	7.0
at St. Thomas (MN)	11/08/2025		06:19	0-2	.000	0-1	.000	0-2	.000	0	0	0	1.0	2	0	1	0	0	0	3.5
Siena	11/13/2025		10:44	1-3	.333	1-2	.500	2-2	1.000	0	0	0	0.7	3	0	1	1	0	5	4.0
at Oregon	11/16/2025		11:32	1-1	1.000	1-1	1.000	0-0	.000	1	0	1	0.8	1	0	0	0	1	3	3.8
New Hampshire	11/20/2025		15:54	1-3	.333	0-1	.000	2-2	1.000	0	2	2	1.0	0	1	0	0	2	4	3.8
at Saint Francis	11/22/2025		16:53	3-5	.600	2-3	.667	1-4	.250	1	1	2	1.2	0	0	0	0	0	9	4.7
at Eastern Ky.	11/29/2025		04:05	0-0	.000	0-0	.000	0-0	.000	0	0	0	1.0	2	0	0	0	1	0	4.0
at Saint Peter's	12/03/2025		11:57	0-2	.000	0-1	.000	0-0	.000	0	1	1	1.0	0	0	1	0	0	0	3.5
Massachusetts	12/06/2025		04:19	0-1	.000	0-1	.000	0-0	.000	0	1	1	1.0	1	0	1	0	0	0	3.1
at Cornell	12/09/2025		06:26	0-0	.000	0-0	.000	0-0	.000	0	1	1	1.0	0	0	0	0	0	0	2.8
Lehigh	12/31/2025		01:06	0-0	.000	0-0	.000	0-0	.000	0	0	0	0.9	0	0	0	0	0	0	2.5
at Colgate	01/03/2026		16:23	1-5	.200	0-2	.000	0-0	.000	0	3	3	1.1	1	1	0	0	0	2	2.5
at Loyola Maryland	01/07/2026		02:49	0-0	.000	0-0	.000	0-0	.000	0	0	0	1.0	0	0	0	0	0	0	2.3
Boston U.	01/10/2026		02:34	0-1	.000	0-1	.000	0-0	.000	0	0	0	0.9	0	0	0	0	0	0	2.1
Holy Cross	01/14/2026		01:53	0-1	.000	0-0	.000	0-0	.000	0	0	0	0.9	0	0	0	0	0	0	2.0
Totals		**0**	**123:24**	**10-32**	**.313**	**5-19**	**.263**	**5-10**	**.500**	**3**	**10**	**13**	**0.9**	**10**	**2**	**4**	**1**	**5**	**30**	**2.0**

MISCELLANEOUS STATS

	2025-26	CAREER
Games with 10+ points	0	0
Games with 20+ points	0	0
Games with 10+ rebounds	0	0
Games with 3+ assists	0	0
Games with 2+ steals	1	1
Games with 2+ blocks	0	0
Double-Doubles	0	0
Games started	0	0

CAREER STATISTICS

				Field Goals		3-Point		F-Throws		Rebounds									Scoring	
SEASON	TEAM	GP-GS	MIN/AVG	FG-FGA	FG%	3FG-3FGA	3FG%	FT-FTA	FT%	OFF	DEF	TOT	AVG	PF-FO	A	TO	BLK	STL	PTS	AVG
2024-25	ARM	4-0	13/3.2	1-5	.200	0-4	.000	0-0	.000	0	2	2	0.5	1-0	0	0	0	0	2	0.5
2025-26	ARM	15-0	123/8.2	10-32	.313	5-19	.263	5-10	.500	3	10	13	0.9	10-0	2	4	1	5	30	2.0
TOTAL		**19-0**	**136/7.2**	**11-37**	**.297**	**5-23**	**.217**	**5-10**	**.500**	**3**	**12**	**15**	**0.8**	**11-0**	**2**	**4**	**1**	**5**	**32**	**1.7**

#10 REGANNE REARDON

FORWARD | 6-1 | FR. | CHICAGO, ILL. | ST. IGNATIUS COLLEGE PREP

SINGLE-GAME SEASON HIGHS:

Points.....13 vs. Holy Cross (1/14/26)
Rebounds..... 8 vs. Pace (11/3/25)
Assists..... 3 (2x)
Blocks .....1 at Saint Francis (11/22/25)
Steals ..... 2 at Loyola Maryland (1/7/26)
Minutes .....27 vs. UMass (12/5/25)
FG Made ..... 6 at Cornell (12/9/25)
3FG Made 1 (4x)
FT Made..... 4 (2x)

SINGLE-GAME CAREER HIGHS:

Points.....13 vs. Holy Cross (1/14/26)
Rebounds..... 8 vs. Pace (11/3/25)
Assists..... 3 (2x)
Blocks .....1 at Saint Francis (11/22/25)
Steals ..... 2 at Loyola Maryland (1/7/26)
Minutes .....27 vs. UMass (12/5/25)
FG Made ..... 6 at Cornell (12/9/25)
3FG Made 1 (4x)
FT Made..... 4 (2x)

PLAYER HIGHLIGHTS

2025-26 (FRESHMAN/PLEBE)
• Scored career-high 13 points in win over Holy Cross (1/14)
• Scored 11 points in collegiate debut, while grabbing eight rebounds against Pace (11/3)
• Has scored 10-plus points in six of last nine games
• Has appeared in all 17 games this season

PRIOR TO WEST POINT
• Attended Saint Ignatius College Prep, averaging 21.3 points, 10 rebounds, and three steals per game her senior year while also earning honor roll
• IBCA All-State First Team (2024-25)... IBCA All-State 3rd team (2023-24)
• Girls Catholic Athletic All-Conference (2023-24 and 2024-25)
• Played lacrosse and volleyball in high school
• Enjoys playing golf and watching football and basketbal
• Father, Bill Reardon, played football as a center and long snapper at Iowa
• Mother, Danielle Reardon, rowed at Iowa
• Brother, Buddy Reardon, played football as a long snapper at Iowa for four years and is currently playing for Northeastern
•Sister, Keely Reardon, did ROTC at Villanova
• Sister, Britni Reardon, is active in the National Guard

GAME-BY-GAME STATISTICS

				Total		3-Pointers		Free throws		Rebounds										
Opponent	Date	GS	MIN	FG-FGA	PCT	3FG-3FGA	PCT	FT-FTA	PCT	OFF	DEF	TOT	AVG	PF	A	TO	BLK	STL	PTS	AVG
Pace	11/03/2025		20:37	5-9	.556	1-2	.500	0-0	.000	4	4	8	8.0	2	2	1	0	0	11	11.0
at St. Thomas (MN)	11/08/2025		22:40	3-9	.333	1-4	.250	0-1	.000	0	2	2	5.0	1	1	0	0	1	7	9.0
Siena	11/13/2025		16:21	1-6	.167	0-2	.000	3-3	1.000	2	2	4	4.7	3	1	2	0	0	5	7.7
at Oregon	11/16/2025		13:14	0-1	.000	0-0	.000	0-0	.000	0	1	1	3.8	1	3	1	0	0	0	5.8
New Hampshire	11/20/2025		16:03	0-2	.000	0-1	.000	0-0	.000	0	0	0	3.0	0	1	1	0	1	0	4.6
at Saint Francis	11/22/2025		16:15	2-7	.286	0-3	.000	4-4	1.000	2	5	7	3.7	2	1	1	1	1	8	5.2
at Eastern Ky.	11/29/2025		18:04	0-1	.000	0-0	.000	2-2	1.000	0	3	3	3.6	2	0	1	0	0	2	4.7
at Saint Peter's	12/03/2025		13:55	3-4	.750	0-0	.000	0-0	.000	2	2	4	3.6	2	1	4	0	0	6	4.9
Massachusetts	12/06/2025		26:28	5-8	.625	1-2	.500	0-0	.000	0	2	2	3.4	1	0	0	0	0	11	5.6
at Cornell	12/09/2025		21:58	6-10	.600	0-1	.000	0-1	.000	1	4	5	3.6	2	2	2	0	0	12	6.2
Howard	12/29/2025		12:52	3-7	.429	0-1	.000	0-0	.000	0	2	2	3.5	4	1	1	0	0	6	6.2
Lehigh	12/31/2025		22:32	3-8	.375	0-1	.000	4-4	1.000	1	2	3	3.4	4	0	1	0	1	10	6.5
at Colgate	01/03/2026		20:13	4-5	.800	0-1	.000	3-4	.750	2	3	5	3.5	1	1	1	0	0	11	6.8
at Loyola Maryland	01/07/2026		22:36	4-11	.364	1-2	.500	1-2	.500	3	3	6	3.7	3	0	1	0	2	10	7.1
Boston U.	01/10/2026		23:03	2-7	.286	0-3	.000	1-2	.500	0	1	1	3.5	1	3	1	0	0	5	6.9
Holy Cross	01/14/2026		25:30	5-12	.417	0-1	.000	3-4	.750	0	7	7	3.8	3	1	1	0	1	13	7.3
at American	01/17/2026		18:31	2-3	.667	0-0	.000	1-2	.500	0	3	3	3.7	2	0	1	0	0	5	7.2
Totals		**0**	**330:52**	**48-110**	**.436**	**4-24**	**.167**	**22-29**	**.759**	**17**	**46**	**63**	**3.7**	**34**	**18**	**20**	**1**	**7**	**122**	**7.2**

MISCELLANEOUS STATS

	2025-26	CAREER
Games with 10+ points	7	7
Games with 20+ points	0	0
Games with 10+ rebounds	0	0
Games with 3+ assists	2	2
Games with 2+ steals	1	1
Games with 2+ blocks	0	0
Double-Doubles	0	0
Games started	0	0

CAREER STATISTICS

				Field Goals		3-Point		F-Throws		Rebounds									Scoring	
SEASON	TEAM	GP-GS	MIN/AVG	FG-FGA	FG%	3FG-3FGA	3FG%	FT-FTA	FT%	OFF	DEF	TOT	AVG	PF-FO	A	TO	BLK	STL	PTS	AVG
2025-26	ARM	17-0	331/19.5	48-110	.436	4-24	.167	22-29	.759	17	46	63	3.7	34-0	18	20	1	7	122	7.2
TOTAL		**17-0**	**331/19.5**	**48-110**	**.436**	**4-24**	**.167**	**22-29**	**.759**	**17**	**46**	**63**	**3.7**	**34-0**	**18**	**20**	**1**	**7**	**122**	**7.2**



#11 KELLY CRAMER

GUARD | 5-8 | FR. | PONTE VEDRA, FLA. | ST. JOSEPH ACADEMY

SINGLE-GAME SEASON HIGHS:

Points..... 2 at Cornell (12/9/25)
Rebounds..... N/A
Assists..... N/A
Blocks ..... N/A
Steals ..... N/A
Minutes 3 (2x)
FG Made ..... 1 at Cornell (12/9/25)
3FG Made ..... N/A
FT Made..... N/A

SINGLE-GAME CAREER HIGHS:

Points..... 2 at Cornell (12/9/25)
Rebounds..... N/A
Assists..... N/A
Blocks ..... N/A
Steals ..... N/A
Minutes 3 (2x)
FG Made ..... 1 at Cornell (12/9/25)
3FG Made ..... N/A
FT Made..... N/A

PLAYER HIGHLIGHTS

2025-26 (FRESHMAN/PLEBE)
- Has appeared in six games this season
- Scored first points against Cornell (12/9)
- Recorded first career rebound against Saint Peter's (12/3)

PRIOR TO WEST POINT/PERSONAL
- Attended St. Joseph Academy where she scored 1755 Pts, 602 rebounds, 309 assists, 331 steals, 44 blocks, seven charges, 21 double-doubles, and two triple-doubles in her four years there
- Four time All-County Team, two time All-Conference Team, All-County Player of the Year Nominee (10th grade), two time Northeast Florida Second-Team (11th/12th grade), 1000 and 1500 point club
- Academically she earned Principal's Honor Roll all four years, three year National Honors Society, two years on the Rho Kappa History Honor Society, senior year earned both National Science and Math Society, and finished a cumulative weighted GPA of 4.22
- Other than basketball she played both volleyball and tennis
- Outside of basketball she enjoys going to the beach, playing pickleball and being out on the water with friends and family
- Brother, Rodger Cramer, serving as a Marine 2nd LT

GAME-BY-GAME STATISTICS

				Total		3-Pointers		Free throws		Rebounds										
Opponent	**Date**	**GS**	**MIN**	**FG-FGA**	**PCT**	**3FG-3FGA**	**PCT**	**FT-FTA**	**PCT**	**OFF**	**DEF**	**TOT**	**AVG**	**PF**	**A**	**TO**	**BLK**	**STL**	**PTS**	**AVG**
Pace	11/03/2025		01:56	0-0	.000	0-0	.000	0-0	.000	0	0	0	0.0	0	0	0	0	0	0	0.0
New Hampshire	11/20/2025		01:16	0-0	.000	0-0	.000	0-0	.000	0	0	0	0.0	0	0	0	0	0	0	0.0
at Saint Francis	11/22/2025		02:02	0-0	.000	0-0	.000	0-0	.000	0	0	0	0.0	0	0	0	0	0	0	0.0
at Saint Peter's	12/03/2025		02:15	0-0	.000	0-0	.000	0-0	.000	0	1	1	0.3	1	0	0	0	0	0	0.0
at Cornell	12/09/2025		00:33	1-1	1.000	0-0	.000	0-0	.000	0	0	0	0.2	0	0	0	0	0	2	0.4
at Colgate	01/03/2026		02:34	0-1	.000	0-1	.000	0-0	.000	0	0	0	0.2	0	0	0	0	0	0	0.3
Totals		**0**	**10:36**	**1-2**	**.500**	**0-1**	**.000**	**0-0**	**.000**	**0**	**1**	**1**	**0.2**	**1**	**0**	**0**	**0**	**0**	**2**	**0.3**

MISCELLANEOUS STATS

	2025-26	CAREER
Games with 10+ points	0	0
Games with 20+ points	0	0
Games with 10+ rebounds	0	0
Games with 3+ assists	0	0
Games with 2+ steals	0	0
Games with 2+ blocks	0	0
Double-Doubles	0	0
Games started	0	0

CAREER STATISTICS

				Field Goals		3-Point		F-Throws		Rebounds									Scoring	
SEASON	**TEAM**	**GP-GS**	**MIN/AVG**	**FG-FGA**	**FG%**	**3FG-3FGA**	**3FG%**	**FT-FTA**	**FT%**	**OFF**	**DEF**	**TOT**	**AVG**	**PF-FO**	**A**	**TO**	**BLK**	**STL**	**PTS**	**AVG**
2025-26	ARM	6-0	11/1.8	1-2	.500	0-1	.000	0-0	.000	0	1	1	0.2	1-0	0	0	0	0	2	0.3
TOTAL		**6-0**	**11/1.8**	**1-2**	**.500**	**0-1**	**.000**	**0-0**	**.000**	**0**	**1**	**1**	**0.2**	**1-0**	**0**	**0**	**0**	**0**	**2**	**0.3**

#12 JANE PRESTON

FORWARD | 6-2 | FR. | BERWYN, PA. | CONESTOGA

SINGLE-GAME SEASON HIGHS:

Points.....2 at Saint Francis (11/22/25)
Rebounds..... 2 (2x)
Assists.....1 at Saint Peter's (12/3/25)
Blocks .....N/A
Steals .....N/A
Minutes .....4 vs. Pace (11/3/25)
FG Made .....1 at Saint Francis (11/22/25)
3FG Made .....N/A
FT Made.....N/A

SINGLE-GAME CAREER HIGHS:

Points.....2 at Saint Francis (11/22/25)
Rebounds..... 2 (2x)
Assists.....1 at Saint Peter's (12/3/25)
Blocks .....N/A
Steals .....N/A
Minutes .....4 vs. Pace (11/3/25)
FG Made .....1 at Saint Francis (11/22/25)
3FG Made .....N/A
FT Made.....N/A

PLAYER HIGHLIGHTS

2025-26 (FRESHMAN/PLEBE)
- Has appeared in six games this season
- Scored first points against Saint Francis (11/22)

PRIOR TO WEST POINT/PERSONAL
- Attended Conestoga High School, four year starter averaging 12 points and seven rebounds per game her senior year while earning honor roll and being part of the National Honors Society
- Three time All-Conference player
- Also played lacrosse in high school
- Outside of basketball she enjoys hanging out with friends and family
- Brother, Will Preston, is a firstie at West Point
- Cousin, Matt Brier, is a Captain for the Army National Guard Corps of Engineers

GAME-BY-GAME STATISTICS

				Total		3-Pointers		Free throws		Rebounds										
Opponent	Date	GS	MIN	FG-FGA	PCT	3FG-3FGA	PCT	FT-FTA	PCT	OFF	DEF	TOT	AVG	PF	A	TO	BLK	STL	PTS	AVG
Pace	11/03/2025		03:37	0-1	.000	0-0	.000	0-2	.000	0	2	2	2.0	0	0	1	0	0	0	0.0
New Hampshire	11/20/2025		01:16	0-0	.000	0-0	.000	0-0	.000	0	0	0	1.0	0	0	0	0	0	0	0.0
at Saint Francis	11/22/2025		02:02	1-1	1.000	0-0	.000	0-1	.000	0	1	1	1.0	0	0	0	0	0	2	0.7
at Saint Peter's	12/03/2025		02:15	0-0	.000	0-0	.000	0-0	.000	0	0	0	0.8	0	1	0	0	0	0	0.5
at Cornell	12/09/2025		00:33	0-0	.000	0-0	.000	0-0	.000	0	0	0	0.6	0	0	0	0	0	0	0.4
at Colgate	01/03/2026		02:34	0-0	.000	0-0	.000	1-2	.500	0	2	2	0.8	0	0	0	0	1	1	0.5
Totals		**0**	**12:17**	**1-2**	**.500**	**0-0**	**.000**	**1-5**	**.200**	**0**	**5**	**5**	**0.8**	**0**	**1**	**1**	**0**	**1**	**3**	**0.5**

MISCELLANEOUS STATS

	2025-26	CAREER
Games with 10+ points	0	0
Games with 20+ points	0	0
Games with 10+ rebounds	0	0
Games with 3+ assists	0	0
Games with 2+ steals	0	0
Games with 2+ blocks	0	0
Double-Doubles	0	0
Games started	0	0

CAREER STATISTICS

				Field Goals		3-Point		F-Throws		Rebounds									Scoring	
SEASON	TEAM	GP-GS	MIN/AVG	FG-FGA	FG%	3FG-3FGA	3FG%	FT-FTA	FT%	OFF	DEF	TOT	AVG	PF-FO	A	TO	BLK	STL	PTS	AVG
2025-26	ARM	6-0	12/2.0	1-2	.500	0-0	.000	1-5	.200	0	5	5	0.8	0-0	1	1	0	1	3	0.5
TOTAL		**6-0**	**12/2.0**	**1-2**	**.500**	**0-0**	**.000**	**1-5**	**.200**	**0**	**5**	**5**	**0.8**	**0-0**	**1**	**1**	**0**	**1**	**3**	**0.5**

#15 LANDRY SHERRER

GUARD | 5-8 | FR. | COPPELL, TEXAS | COPPELL

SINGLE-GAME SEASON HIGHS:

Points	N/A
Rebounds	1 vs. Pace (11/3/25)
Assists	N/A
Blocks	N/A
Steals	N/A
Minutes	2 vs. Pace (11/3/25)
FG Made	N/A
3FG Made	N/A
FT Made	N/A

SINGLE-GAME CAREER HIGHS:

Points	N/A
Rebounds	1 vs. Pace (11/3/25)
Assists	N/A
Blocks	N/A
Steals	N/A
Minutes	2 vs. Pace (11/3/25)
FG Made	N/A
3FG Made	N/A
FT Made	N/A

PLAYER HIGHLIGHTS

2025-26 (FRESHMAN/PLEBE)
• Has appeared in two games this season

PRIOR TO WEST POINT/PERSONAL
• Attended Coppell High School, where she scored 1,479 career points and 598 her senior year (17 ppg)
• She also drew 64 charges over her four year high school career
• Top-five scorer in the Dallas/Fort Worth area during her 2024-25 season
• Named TABC All-State, TGCA All-State, TABC All-Region, DMN HM All-Area Team, First-Team All-District
• Was named Team MVP during her senior year and holds the school record for the most points in a single game (40)
• A member of the National Honor Society, Four-year Honor Roll member, THSCA HM Academic All-State and TABC Academic All-State
• Dad played football at Oklahoma State, and her twin sister run cross country at Lehigh

GAME-BY-GAME STATISTICS

				Total		3-Pointers		Free throws		Rebounds										
Opponent	Date	GS	MIN	FG-FGA	PCT	3FG-3FGA	PCT	FT-FTA	PCT	OFF	DEF	TOT	AVG	PF	A	TO	BLK	STL	PTS	AVG
Pace	11/03/2025		01:56	0-1	.000	0-0	.000	0-0	.000	1	0	1	1.0	0	1	0	0	0	0	0.0
at Colgate	01/03/2026		02:34	0-2	.000	0-0	.000	0-0	.000	0	0	0	0.5	0	0	0	0	0	0	0.0
Totals		**0**	**04:30**	**0-3**	**.000**	**0-0**	**.000**	**0-0**	**.000**	**1**	**0**	**1**	**0.5**	**0**	**1**	**0**	**0**	**0**	**0**	**0.0**

MISCELLANEOUS STATS

	2025-26	CAREER
Games with 10+ points	0	0
Games with 20+ points	0	0
Games with 10+ rebounds	0	0
Games with 3+ assists	0	0
Games with 2+ steals	0	0
Games with 2+ blocks	0	0
Double-Doubles	0	0
Games started	0	0

CAREER STATISTICS

				Field Goals		3-Point		F-Throws		Rebounds									Scoring	
SEASON	TEAM	GP-GS	MIN/AVG	FG-FGA	FG%	3FG-3FGA	3FG%	FT-FTA	FT%	OFF	DEF	TOT	AVG	PF-FO	A	TO	BLK	STL	PTS	AVG
2025-26	ARM	2-0	5/2.3	0-3	.000	0-0	.000	0-0	.000	1	0	1	0.5	0-0	1	0	0	0	0	0.0
TOTAL		**2-0**	**5/2.3**	**0-3**	**.000**	**0-0**	**.000**	**0-0**	**.000**	**1**	**0**	**1**	**0.5**	**0-0**	**1**	**0**	**0**	**0**	**0**	**0.0**

#20 CAMRYN TADE

GUARD | 5-9 | JR. | SOUTHLAKE, TEXAS | CARROLL

SINGLE-GAME SEASON HIGHS:

Points..... 26 at Loyola Maryland (1/7/26)
Rebounds..... 10 vs. Holy Cross (1/14/26)
Assists..... 6 (2x)
Blocks .....2 at Saint Francis (11/22/25)
Steals 2 (5x)
Minutes 37 (2x)
FG Made ..... 8 at Loyola Maryland (1/7/26)
3FG Made ..... 3 at Loyola Maryland (1/7/26)
FT Made..... 8 vs. Siena (11/13/25)

SINGLE-GAME CAREER HIGHS:

Points..... 26 at Loyola Maryland (1/7/26)
Rebounds..... 10 (3x)
Assists..... 6 (2x)
Blocks 2 (4x)
Steals 5 (2x)
Minutes ..... 44 vs. Air Froce (11/15/25)
FG Made ..... 8 at Loyola Maryland (1/7/26)
3FG Made ..... 4 at Boston U (1/18/25)
FT Made..... 8 vs. Siena (11/13/25)

PLAYER HIGHLIGHTS

2025-26 (JUNIOR/COW)
- Started all 17 games this season
- Career-high 26 points against Loyola Maryland (1/7)
- Has three games with 20-plus points (vs. Siena, at Loyola Maryland, at American)
- Season-high 37 minutes vs. UMass (12/5) and Howard (12/29)
- 10-plus points in nine games this season
- Ten games with three-plus assists
- Career-high six assists in season opener vs. Pace (11/3) and against Cornell (12/9)
- Tied career-high 10 rebounds in win over Holy Cross (1/14)

2024-25 (SOPHOMORE/YUK)
- Started in all 33 games, finished second among all Army players in minutes played with 1072
- Finished third among all Black Knights in free throw percentage (79%)
- Averaged 8.3 points per game
- Finished second among all Army players in steals with 48
- Averaged 5.2 rebounds per game to finish second best on the team
- Set new career highs in minutes played (44, 11/15 at Air Force), points (18, 1/18 at Boston U), assists (5, 1/8 Loyal Maryland), and rebounds (10, 1/26 Navy)
- Recorded 14 games with at least 10 points.

2023-24 (FRESHMAN/PLEBE)
- Started in 11 of her 28 appearances, averaging 21 minutes per game
- Had a total of 95 rebounds in her rookie campaign at Army
- Also totaled 29 assists
- She averaged 5.1 points per game
- Scored a season high 16 points against FDU (11/12)
- She played a season-high 35 minutes against Bucknell (2/24)

PRIOR TO WEST POINT/PERSONAL
- Had over 2200 career points while attending Carroll High School
- First Team All-State, three-time First Team All-Region, two-time District MVP, District Offensive Player of The Year, District Newcomer of the Year
- Was a member of the National Honor Society a four-time Academic All-District

GAME-BY-GAME STATISTICS

				Total		3-Pointers		Free throws		Rebounds										
Opponent	Date	GS	MIN	FG-FGA	PCT	3FG-3FGA	PCT	FT-FTA	PCT	OFF	DEF	TOT	AVG	PF	A	TO	BLK	STL	PTS	AVG
Pace	11/03/2025	*	27:57	1-8	.125	0-7	.000	0-0	.000	1	3	4	4.0	2	6	1	0	0	2	2.0
at St. Thomas (MN)	11/08/2025	*	23:17	3-8	.375	0-0	.000	0-0	.000	1	0	1	2.5	3	4	2	0	2	6	4.0
Siena	11/13/2025	*	32:16	7-11	.636	1-1	1.000	8-8	1.000	4	2	6	3.7	2	3	1	0	0	23	10.3
at Oregon	11/16/2025	*	32:30	4-9	.444	0-1	.000	0-0	.000	1	3	4	3.8	2	1	4	0	0	8	9.8
New Hampshire	11/20/2025	*	28:55	6-11	.545	2-3	.667	0-0	.000	0	3	3	3.6	0	1	0	0	0	14	10.6
at Saint Francis	11/22/2025	*	26:55	5-6	.833	1-2	.500	3-4	.750	0	4	4	3.7	3	1	0	2	1	14	11.2
at Eastern Ky.	11/29/2025	*	31:08	2-10	.200	0-1	.000	2-4	.500	3	2	5	3.9	1	2	3	1	0	6	10.4
at Saint Peter's	12/03/2025	*	24:23	2-5	.400	2-3	.667	0-0	.000	3	3	6	4.1	2	3	0	0	1	6	9.9
Massachusetts	12/06/2025	*	36:40	3-7	.429	2-4	.500	0-0	.000	0	4	4	4.1	2	5	2	0	2	8	9.7
at Cornell	12/09/2025	*	34:26	6-6	1.000	1-1	1.000	4-4	1.000	2	3	5	4.2	1	6	3	0	2	17	10.4
Howard	12/29/2025	*	36:27	3-8	.375	0-2	.000	2-2	1.000	0	4	4	4.2	2	5	1	1	0	8	10.2
Lehigh	12/31/2025	*	27:34	4-6	.667	1-2	.500	7-8	.875	2	4	6	4.3	4	3	2	1	1	16	10.7
at Colgate	01/03/2026	*	24:09	4-11	.364	2-5	.400	2-2	1.000	1	1	2	4.2	1	1	1	1	0	12	10.8
at Loyola Maryland	01/07/2026	*	28:24	8-14	.571	3-7	.429	7-10	.700	1	3	4	4.1	2	1	1	1	2	26	11.9
Boston U.	01/10/2026	*	33:04	5-9	.556	2-3	.667	3-4	.750	1	1	2	4.0	0	5	2	0	1	15	12.1
Holy Cross	01/14/2026	*	29:44	2-8	.250	0-0	.000	2-2	1.000	2	8	10	4.4	0	3	0	1	1	6	11.7
at American	01/17/2026	*	30:35	7-13	.538	1-3	.333	5-6	.833	2	1	3	4.3	3	2	0	0	2	20	12.2
Totals		**17**	**508:25**	**72-150**	**.480**	**18-45**	**.400**	**45-54**	**.833**	**24**	**49**	**73**	**4.3**	**30**	**52**	**23**	**8**	**15**	**207**	**12.2**

MISCELLANEOUS STATS

	2025-26	CAREER
Games with 10+ points	9	27
Games with 20+ points	3	3
Games with 10+ rebounds	1	3
Games with 3+ assists	10	28
Games with 2+ steals	5	28
Games with 2+ blocks	1	4
Double-Doubles	0	1
Games started	17	61

CAREER STATISTICS

				Field Goals		3-Point		F-Throws		Rebounds									Scoring	
SEASON	TEAM	GP-GS	MIN/AVG	FG-FGA	FG%	3FG-3FGA	3FG%	FT-FTA	FT%	OFF	DEF	TOT	AVG	PF-FO	A	TO	BLK	STL	PTS	AVG
2023-24	ARM	28-11	596/21.3	56-106	.528	6-14	.429	25-32	.781	43	52	95	3.4	33-1	29	21	4	33	143	5.1
2024-25	ARM	33-33	1069/32.4	94-203	.463	37-96	.385	49-62	.790	56	117	173	5.2	75-0	72	34	11	48	274	8.3
2025-26	ARM	17-17	508/29.9	72-150	.480	18-45	.400	45-54	.833	24	49	73	4.3	30-0	52	23	8	15	207	12.2
TOTAL		**78-61**	**2173/27.9**	**222-459**	**.484**	**61-155**	**.394**	**119-148**	**.804**	**123**	**218**	**341**	**4.4**	**138-1**	**153**	**78**	**23**	**96**	**624**	**8.0**

#21 REESE ERICSON (C)

GUARD | 5-6 | SR. | LAKE OSWEGO, ORE. | LAKRIDGE

SINGLE-GAME SEASON HIGHS:

Points..... 18 vs. Pace (11/3/25)
Rebounds..... 2 (5x)
Assists..... 8 at Oregon (11/16/25)
Blocks ..... N/A
Steals 2 (3x)
Minutes 39 (4x)
FG Made 6 (4x)
3FG Made ..... 6 vs. Pace (11/3/25)
FT Made..... 4 at American (1/17/26)

SINGLE-GAME CAREER HIGHS:

Points..... 28 at Bucknell (2/8/25)
Rebounds..... 6 (2x)
Assists..... 10 at American (1/11/23)
Blocks 1 (4x)
Steals ..... 4 vs. Holy Cross (2/27/24)
Minutes ..... 41 at Boston U (3/9/23)
FG Made ..... 10 at Bucknell (2/8/25)
3FG Made ..... 8 at Bucknell (2/8/25)
FT Made..... 7 vs. Navy (1/21/23)

PLAYER HIGHLIGHTS

2025-26 (SENIOR/FIRSTIE)
- Has started all 17 games this season
- Third on team in scoring with 11.2 points
- 10-plus points in 11 games this season
- Season-high eight assists against Big Ten foe Oregon (11/16)
- 18 points on six made threes in season opener against Pace (11/3)
- Second all-time in career made threes with 232, just third player in program history with 200-plus threes
- Reached 1,000 career points against Cornell (12/9)

2024-25 (JUNIOR/COW)
- Started and played in 32 games for the Black Knights
- Led the Patriot League, finishing with a 94.7% free-throw percentage
- Set a new season high in points with 332, averaging 10.4 points per game
- Tied a career-high six rebounds against Oakland (11/12)
- Had a season-high eight assists at Lafayette (1/18)
- Recorded a career-high 28 points at Bucknell (2/8)
- Recorded a career-high eight 3-pointers at Bucknell (2/8)
- Played a season-high 40 minutes at Navy (2/15)
- Tied career high with two steals against American (2/19)

2023-24 (SOPHOMORE/YUK)
- Started in 26 of her 29 appearances for the Black Knights
- Totaled a team-high 884 minutes for the Black Knights, averaging 30 minutes per game
- She led the team in assists with 80
- Averaged 8.8 points per game
- She scored a total of 256 points in her second season as a Black Knight
- Scored a season-high 25 points and seven assists against Five Towns (12/30)
- Played a season-high 39 minutes against Hofstra (11/28)

2022-23 (FRESHMAN/PLEBE)
- Started 22 starts of her 30 appearances
- Named top freshman in the conference with Rookie of the Year honors
- Second on the Black Knights and 19th in the Patriot League with 10.0 points per game
- Led Army with 93 assists which ranked top-five in the conference
- Second on the team and ninth in the Patriot League with 43 three-pointers made
- Four-time Patriot League Rookie of the Week, making her the first Army freshman since 2012-13 to receive the honor four times
- Became first Patriot League rookie to win the award in three consecutive weeks since 2017-18 (Jan. 23, Jan. 30, Feb. 6)
- Scored season-high 24 points against Navy (1/21/23)
- Recorded career-high 10 assists at American (1/11/23)

GAME-BY-GAME STATISTICS

				Total		3-Pointers		Free throws		Rebounds										
Opponent	**Date**	**GS**	**MIN**	**FG-FGA**	**PCT**	**3FG-3FGA**	**PCT**	**FT-FTA**	**PCT**	**OFF**	**DEF**	**TOT**	**AVG**	**PF**	**A**	**TO**	**BLK**	**STL**	**PTS**	**AVG**
Pace	11/03/2025	*	28:43	6-9	.667	6-9	.667	0-0	.000	1	1	2	2.0	0	4	1	0	1	18	18.0
at St. Thomas (MN)	11/08/2025	*	38:09	4-7	.571	2-4	.500	2-2	1.000	0	1	1	1.5	1	2	2	0	2	12	15.0
Siena	11/13/2025	*	31:42	2-9	.222	2-9	.222	2-2	1.000	0	1	1	1.3	1	2	1	0	0	8	12.7
at Oregon	11/16/2025	*	38:48	2-11	.182	2-10	.200	0-0	.000	0	1	1	1.3	0	8	2	0	0	6	11.0
New Hampshire	11/20/2025	*	32:08	1-3	.333	0-1	.000	0-0	.000	0	0	0	1.0	1	4	0	0	0	2	9.2
at Saint Francis	11/22/2025	*	29:23	4-7	.571	3-6	.500	0-0	.000	0	2	2	1.2	1	6	3	0	2	11	9.5
at Eastern Ky.	11/29/2025	*	37:11	6-10	.600	5-7	.714	0-0	.000	0	0	0	1.0	0	1	1	0	1	17	10.6
at Saint Peter's	12/03/2025	*	31:55	5-15	.333	5-14	.357	0-0	.000	1	0	1	1.0	3	2	2	0	0	15	11.1
Massachusetts	12/06/2025	*	38:09	4-8	.500	4-8	.500	0-2	.000	0	1	1	1.0	1	5	2	0	0	12	11.2
at Cornell	12/09/2025	*	33:06	6-12	.500	5-11	.455	0-0	.000	0	1	1	1.0	1	3	3	0	0	17	11.8
Howard	12/29/2025	*	36:38	3-10	.300	2-8	.250	1-2	.500	0	2	2	1.1	1	1	3	0	0	9	11.5
Lehigh	12/31/2025	*	37:12	1-6	.167	0-3	.000	0-0	.000	0	1	1	1.1	2	4	4	0	1	2	10.8
at Colgate	01/03/2026	*	23:29	4-7	.571	2-5	.400	0-0	.000	0	2	2	1.2	1	2	0	0	2	10	10.7
at Loyola Maryland	01/07/2026	*	34:41	4-7	.571	4-7	.571	0-0	.000	0	2	2	1.2	0	2	2	0	1	12	10.8
Boston U.	01/10/2026	*	38:55	6-11	.545	5-9	.556	0-0	.000	0	1	1	1.2	2	2	0	0	1	17	11.2
Holy Cross	01/14/2026	*	31:07	2-7	.286	0-4	.000	2-3	.667	0	2	2	1.3	2	2	2	0	1	6	10.9
at American	01/17/2026	*	35:32	5-11	.455	3-8	.375	4-5	.800	0	0	0	1.2	0	2	1	0	1	17	11.2
Totals		**17**	**576:48**	**65-150**	**.433**	**50-123**	**.407**	**11-16**	**.688**	**2**	**18**	**20**	**1.2**	**17**	**52**	**29**	**0**	**13**	**191**	**11.2**

MISCELLANEOUS STATS

	2025-26	CAREER
Games with 10+ points	11	47
Games with 20+ points	0	7
Games with 10+ rebounds	0	0
Games with 3+ assists	7	51
Games with 2+ steals	3	16
Games with 2+ blocks	0	0
Double-Doubles	0	1
Games started	17	97

CAREER STATISTICS

				Field Goals		3-Point		F-Throws		Rebounds									Scoring	
SEASON	**TEAM**	**GP-GS**	**MIN/AVG**	**FG-FGA**	**FG%**	**3FG-3FGA**	**3FG%**	**FT-FTA**	**FT%**	**OFF**	**DEF**	**TOT**	**AVG**	**PF-FO**	**A**	**TO**	**BLK**	**STL**	**PTS**	**AVG**
2022-23	ARM	30-22	856/28.5	108-258	.419	43-118	.364	40-47	.851	15	62	77	2.6	68-1	93	79	1	11	299	10.0
2023-24	ARM	29-26	885/30.5	95-294	.323	55-172	.320	11-19	.579	15	45	60	2.1	49-0	80	71	2	32	256	8.8
2024-25	ARM	32-32	1012/31.6	115-314	.366	84-232	.362	18-19	.947	7	74	81	2.5	50-1	73	44	1	18	332	10.4
2025-26	ARM	17-17	577/33.9	65-150	.433	50-123	.407	11-16	.688	2	18	20	1.2	17-0	52	29	0	13	191	11.2
TOTAL		**108-97**	**3329/30.8**	**383-1016**	**.377**	**232-645**	**.360**	**80-101**	**.792**	**39**	**199**	**238**	**2.2**	**184-2**	**298**	**223**	**4**	**74**	**1078**	**10.0**



#22 TAYLOR WILSON

GUARD | 5-10 | JR. | BRYN MAWR, PA. | ARCHBISHOP JOHN CARROLL

SINGLE-GAME SEASON HIGHS:

Points	20 (2x)
Rebounds	11 (2x)
Assists	4 at Saint Peter's (12/3/25)
Blocks	3 at Cornell (12/9/25)
Steals	4 at Cornell (12/9/25)
Minutes	35 at Eastern Ky. (11/29/25)
FG Made	8 (2x)
3FG Made	4 vs. Pace (11/3/25)
FT Made	6 vs. Lehigh (12/31/25)

SINGLE-GAME CAREER HIGHS:

Points	20 (2x)
Rebounds	11 (2x)
Assists	4 at Saint Peter's (12/3/25)
Blocks	3 (2x)
Steals	4 (2x)
Minutes	34 at Oregon (11/16/25)
FG Made	8 (2x)
3FG Made	5 (2x)
FT Made	8 at Siena (11/6/24)

PLAYER HIGHLIGHTS

2025-26 (JUNIOR/COW)
- Started all 17 games this season
- Career-high 35 minutes against Oregon (11/16)
- Career-high in points (20) and FGM (8) against Pace in season opener (11/3)
- Tied career-high 20 points against Lehigh (12/31)
- Has scored 10-plus points in eight games this season
- Fourth on the team in scoring with 10.6 points
- First double-double of career at Colgate (1/3)
- Career-high four assists against Saint Peter's

2024-25 (SOPHOMORE/YUK)
- Played in 32 games with one start
- Started against Oakland (11/12)
- Finished third among all Black Knights in blocks (16)
- Played a season-high 24 minutes at Siena (11/6)
- Recorded a perfect free throw percentage, 8-8 at Siena (11/6)
- Recorded a career-high eight free throws at Siena (11/6)
- Scored a season-high 13 points against St.Peter's (11/9)
- Had a career-high eight rebounds against Oakland (11/12)
- Recorded a career-high three assists at Massachusetts (11/23)
- Shot a perfect 3-3 against Holy Cross (1/23)
- Had a career-high 3 blocks against Holy Cross (1/23)
- Recorded a season high three 3-pointers at Howard (12/13)

2023-24 (FRESHMAN/PLEBE)
- Started in three of her 25 appearances
- Averaged 2.9 points per game
- She had a total of 43 rebounds for the Black Knights
- Averaged 11 minutes per game
- Scored a season-high 18 points at Bucknell (01/27)
- Played a season-high 30 minutes at Lafayette (02/03)

PRIOR TO WEST POINT
- Attended Archbishop Carroll High School where she became a 1,000 point scorer and a PIAA 6A 2023 State Champion
- Was an All-State Second Team selection, a two-time First Team All-Catholic, Second Team All-Catholic and Second Team All Delco selection, and a three-time First Team All-Delco
- Made First Honor Roll for all eight semesters
- Played AAU for the Philadelphia Comets

GAME-BY-GAME STATISTICS

				Total		3-Pointers		Free throws		Rebounds										
Opponent	Date	GS	MIN	FG-FGA	PCT	3FG-3FGA	PCT	FT-FTA	PCT	OFF	DEF	TOT	AVG	PF	A	TO	BLK	STL	PTS	AVG
Pace	11/03/2025	*	25:08	8-14	.571	4-7	.571	0-0	.000	1	1	2	2.0	2	3	2	1	1	20	20.0
at St. Thomas (MN)	11/08/2025	*	26:48	4-7	.571	3-4	.750	0-0	.000	0	4	4	3.0	3	1	2	0	1	11	15.5
Siena	11/13/2025	*	30:37	3-12	.250	1-6	.167	2-2	1.000	0	4	4	3.3	3	0	1	1	2	9	13.3
at Oregon	11/16/2025	*	33:25	2-8	.250	1-5	.200	0-2	.000	0	3	3	3.3	3	1	3	1	1	5	11.3
New Hampshire	11/20/2025	*	27:21	5-10	.500	2-3	.667	3-3	1.000	0	2	2	3.0	4	1	2	1	0	15	12.0
at Saint Francis	11/22/2025	*	25:06	5-10	.500	1-5	.200	0-0	.000	2	2	4	3.2	5	0	0	1	0	11	11.8
at Eastern Ky.	11/29/2025	*	35:00	4-12	.333	1-5	.200	3-3	1.000	0	1	1	2.9	3	0	4	2	0	12	11.9
at Saint Peter's	12/03/2025	*	29:26	4-9	.444	0-3	.000	0-0	.000	1	1	2	2.8	2	4	2	1	0	8	11.4
Massachusetts	12/06/2025	*	26:38	1-6	.167	1-2	.500	2-2	1.000	0	3	3	2.8	2	1	3	1	0	5	10.7
at Cornell	12/09/2025	*	29:35	6-10	.600	2-3	.667	2-3	.667	1	1	2	2.7	2	1	0	3	4	16	11.2
Howard	12/29/2025	*	27:05	2-13	.154	1-8	.125	2-2	1.000	1	3	4	2.8	2	0	3	0	1	7	10.8
Lehigh	12/31/2025	*	32:50	6-12	.500	2-6	.333	6-6	1.000	0	3	3	2.8	3	0	0	1	0	20	11.6
at Colgate	01/03/2026	*	24:54	8-12	.667	0-0	.000	1-3	.333	6	5	11	3.5	0	2	2	1	1	17	12.0
at Loyola Maryland	01/07/2026	*	33:20	3-12	.250	0-5	.000	2-2	1.000	0	2	2	3.4	4	3	2	0	1	8	11.7
Boston U.	01/10/2026	*	23:17	3-7	.429	0-0	.000	2-2	1.000	2	1	3	3.3	3	1	0	0	0	8	11.5
Holy Cross	01/14/2026	*	27:03	1-6	.167	1-2	.500	4-4	1.000	0	1	1	3.2	1	0	1	0	3	7	11.2
at American	01/17/2026	*	29:43	1-7	.143	0-4	.000	0-0	.000	3	8	11	3.6	1	1	2	1	0	2	10.6
Totals		**17**	**487:14**	**66-167**	**.395**	**20-68**	**.294**	**29-34**	**.853**	**17**	**45**	**62**	**3.6**	**43**	**19**	**29**	**15**	**15**	**181**	**10.6**

MISCELLANEOUS STATS

	2025-26	CAREER
Games with 10+ points	8	13
Games with 20+ points	2	2
Games with 10+ rebounds	2	2
Games with 3+ assists	3	4
Games with 2+ steals	2	5
Games with 2+ blocks	2	10
Double-Doubles	1	1
Games started	17	21

CAREER STATISTICS

				Field Goals		3-Point		F-Throws		Rebounds									Scoring	
SEASON	TEAM	GP-GS	MIN/AVG	FG-FGA	FG%	3FG-3FGA	3FG%	FT-FTA	FT%	OFF	DEF	TOT	AVG	PF-FO	A	TO	BLK	STL	PTS	AVG
2023-24	ARM	25-3	298/11.9	26-85	.306	13-39	.333	8-21	.381	10	33	43	1.7	44-0	11	12	14	10	73	2.9
2024-25	ARM	32-1	396/12.4	31-88	.352	10-31	.323	30-42	.714	18	65	83	2.6	40-0	20	23	16	8	102	3.2
2025-26	ARM	17-17	487/28.7	66-167	.395	20-68	.294	29-34	.853	17	45	62	3.6	43-1	19	29	15	15	181	10.6
TOTAL		**74-21**	**1182/16.0**	**123-340**	**.362**	**43-138**	**.312**	**67-97**	**.691**	**45**	**143**	**188**	**2.5**	**127-1**	**50**	**64**	**45**	**33**	**356**	**4.8**

#23 SAM TILLSON

FORWARD | 6-1 | SO. | MCKINNEY, TEXAS | MCKINNEY

SINGLE-GAME SEASON HIGHS:	
Points	N/A
Rebounds	N/A
Assists	N/A
Blocks	N/A
Steals	N/A
Minutes	N/A
FG Made	N/A
3FG Made	N/A
FT Made	N/A

SINGLE-GAME CAREER HIGHS:	
Points	17 vs.Bucknell (2/22/25)
Rebounds	6 at Lehigh (3/1/25)
Assists	1 (5x)
Blocks	4 vs. Mt. St. Mary (12/29/24)
Steals	2 (2x)
Minutes	26 vs. Bucknell (2/22/25)
FG Made	6 vs. Lafayette (2/26/25)
3FG Made	3 vs. Bucknell (2/22/25)
FT Made	4 vs. Bucknell (2/22/25)

PLAYER HIGHLIGHTS

2025/26 (SOPHOMORE/YUK)
• Out indefinitley with lower-body injury

2024-25 (FRESHMAN/PLEBE)
• Appeared in 31 games with three starts
• Recorded three starts at Siena (11/6), against St. Peter's (11/9) and Holy Cross (1/22)
• Finished second among all Army players in blocks (17)
• Appeared in her first collegiate game against Cornell (11/4)
• Scored her first collegiate points against St. Peter's (11/9).
• Went 2-2 shooting at Lafayette (11/15)
• Played a season-high 26 minutes, scoring 17 points against Bucknell (2/22)
• Recorded six rebounds at Lehigh (3/1)

PRIOR TO WEST POINT/PERSONAL
• Attended McKinney High School, recognized for Academic All-State, National Honor Society, and finishing in the Top 10% of her class
• All-Area Award Winner, District MVP Winner, TGCA All-State Winner, and TGCA Legacy Player Winner

GAME-BY-GAME STATISTICS

MISCELLANEOUS STATS

	25-26	CAREER
Games with 10+ points	0	2
Games with 20+ points	0	0
Games with 10+ rebounds	0	0
Games with 3+ assists	0	0
Games with 2+ steals	0	2
Games with 2+ blocks	0	3
Double-Doubles	0	0
Games started	0	3

CAREER STATISTICS

				Field Goals		3-Point		F-Throws		Rebounds									Scoring	
SEASON	TEAM	GP-GS	MIN/AVG	FG-FGA	FG%	3FG-3FGA	3FG%	FT-FTA	FT%	OFF	DEF	TOT	AVG	PF-FO	A	TO	BLK	STL	PTS	AVG
2024-25	ARM	31-3	269/8.7	31-79	.392	10-34	.294	8-16	.500	16	40	56	1.8	26-0	5	10	17	7	80	2.6
TOTAL		**31-3**	**269/8.7**	**31-79**	**.392**	**10-34**	**.294**	**8-16**	**.500**	**16**	**40**	**56**	**1.8**	**26-0**	**5**	**10**	**17**	**7**	**80**	**2.6**

#30 KYA SMITH

FORWARD | 6-1 | JR. | LUBBOCK, TEXAS | CORONADO

SINGLE-GAME SEASON HIGHS:

Points.....27 vs. Howard (12/29/25)
Rebounds.....22 vs. Howard (12/29/25)
Assists.....7 at Loyola Maryland (1/7/26)
Blocks.....2 (3x)
Steals.....5 vs. Holy Cross (1/14/26)
Minutes.....38 (3x)
FG Made.....9 at Oregon (11/16/25)
3FG Made.....1 (4x)
FT Made.....15 vs. Howard (12/29/25)

SINGLE-GAME CAREER HIGHS:

Points.....27 vs. Howard (12/29/25)
Rebounds.....22 vs. Howard (12/29/25)
Assists.....7 at Loyola Maryland (1/7/26)
Blocks.....2 (8x)
Steals.....5 vs. Holy Cross (1/14/26)
Minutes.....38 (3x)
FG Made.....9 at Oregon (11/16/25)
3FG Made.....1 (6x)
FT Made.....15 vs. Howard (12/29/25)

PLAYER HIGHLIGHTS

2025-26 (JUNIOR/COW)
- Started all 17 games this season
- Leads team with 14.9 points per game and 10.2 rebounds
- Has scored 11-plus points in 13 games this season
- Career-high 27 points and 22 rebounds in win over Howard (12/29)
- 18-point, 13-rebound double-double vs. Lehigh (12/31)
- Had 16 points in win over UMass (12/6), including 15 in the fourth quarter
- 17-point, 15-rebound double-double against New Hampshire
- 18-point, 14-rebound double-double against New Hampshire (11/20)
- 20 points on 9-10 shooting against Big Ten foe Oregon on Sunday (11/16)
- 10-point, 10-rebound double-double against Siena (11/13)
- Recorded double-double of 20 points, 11 rebounds, in win over St. Thomas (11/8)
- Had 14 points and eight rebounds in season opener vs. Pace (11/3)

2024-25 (SOPHOMORE/YUK)
- Appeared in 31 games with 30 starts
- Recorded a 46.3 field goal percentage
- Led all Black Knights in defensive rebounds (136) and total rebounds (230)
- Shot a perfect 4-4 at Massachusetts (11/23)
- Had a season-high 15 rebounds against Navy (1/26)
- Played a season-high 37 minutes, scoring a career-high 22 points at Colgate (1/29)
- Made a career-high seven free throws at Navy. Recorded a career-high four steals against American (2/1)
- Tallied a career-high three assists at Navy (2/15)

2023-24 (FRESHMAN/PLEBE)
- Started in 26 of her 29 appearances
- She averaged 26 minutes per game
- Totaled a team-high 202 rebounds for Army
- She had 27 steals
- Averaged 9.2 points per game
- Scored a season-high 20 points vs Boston University (01/24)
- Played a season-high 38 minutes vs Colgate (01/31)
- Secured a season-high 16 rebounds at Loyola Maryland (01/10)

PRIOR TO WEST POINT/PERSONAL
- Attended Coronado High School where she also played volleyball
- Was Valedictorian
- Also made Honor Roll while being a National Honor Society member and National Merit Scholar
- Was an All-District, All-Region, TGCA All-State, All-City and Academic All-State selection
- Played AAU with Fam Elite

GAME-BY-GAME STATISTICS

				Total		3-Pointers		Free throws		Rebounds										
Opponent	**Date**	**GS**	**MIN**	**FG-FGA**	**PCT**	**3FG-3FGA**	**PCT**	**FT-FTA**	**PCT**	**OFF**	**DEF**	**TOT**	**AVG**	**PF**	**A**	**TO**	**BLK**	**STL**	**PTS**	**AVG**
Pace	11/03/2025	*	34:30	6-8	.750	0-1	.000	2-3	.667	3	5	8	8.0	3	2	2	2	1	14	14.0
at St. Thomas (MN)	11/08/2025	*	34:09	8-13	.615	0-0	.000	4-5	.800	4	7	11	9.5	4	3	3	2	0	20	17.0
Siena	11/13/2025	*	30:28	3-5	.600	0-0	.000	4-4	1.000	6	4	10	9.7	4	4	6	0	1	10	14.7
at Oregon	11/16/2025	*	37:38	9-10	.900	0-0	.000	2-3	.667	3	4	7	9.0	0	0	6	0	4	20	16.0
New Hampshire	11/20/2025	*	34:00	8-11	.727	1-2	.500	1-2	.500	1	13	14	10.0	1	3	6	2	3	18	16.4
at Saint Francis	11/22/2025	*	28:55	6-10	.600	0-1	.000	3-11	.273	3	6	9	9.8	4	3	1	0	2	15	16.2
at Eastern Ky.	11/29/2025	*	25:37	2-9	.222	0-1	.000	10-10	1.000	0	4	4	9.0	5	1	1	1	2	14	15.9
at Saint Peter's	12/03/2025	*	32:50	5-12	.417	0-0	.000	7-9	.778	6	9	15	9.8	3	3	2	0	2	17	16.0
Massachusetts	12/06/2025	*	29:01	4-7	.571	0-1	.000	8-9	.889	3	6	9	9.7	4	1	1	0	4	16	16.0
at Cornell	12/09/2025	*	34:39	3-6	.500	0-0	.000	1-1	1.000	4	7	11	9.8	3	2	3	0	0	7	15.1
Howard	12/29/2025	*	37:23	6-10	.600	0-1	.000	15-15	1.000	8	14	22	10.9	2	2	3	1	2	27	16.2
Lehigh	12/31/2025	*	35:60	8-13	.615	0-0	.000	2-5	.400	8	5	13	11.1	4	6	3	0	0	18	16.3
at Colgate	01/03/2026	*	22:31	2-4	.500	0-0	.000	5-6	.833	0	7	7	10.8	1	1	1	0	3	9	15.8
at Loyola Maryland	01/07/2026	*	28:31	1-2	.500	0-0	.000	1-2	.500	4	8	12	10.9	4	7	3	0	0	3	14.9
Boston U.	01/10/2026	*	37:49	5-9	.556	1-1	1.000	4-5	.800	4	3	7	10.6	3	3	1	0	0	15	14.9
Holy Cross	01/14/2026	*	31:43	7-12	.583	1-2	.500	3-3	1.000	3	4	7	10.4	2	1	2	0	5	18	15.1
at American	01/17/2026	*	32:53	5-10	.500	1-1	1.000	2-8	.250	4	3	7	10.2	1	4	1	0	2	13	14.9
Totals		**17**	**548:38**	**88-151**	**.583**	**4-11**	**.364**	**74-101**	**.733**	**64**	**109**	**173**	**10.2**	**48**	**46**	**45**	**8**	**31**	**254**	**14.9**

MISCELLANEOUS STATS

	2025-26	CAREER
Games with 10+ points	14	37
Games with 20+ points	3	5
Games with 10+ rebounds	7	19
Games with 3+ assists	9	14
Games with 2+ steals	10	22
Games with 2+ blocks	3	8
Double-Doubles	6	15
Games started	17	72

CAREER STATISTICS

				Field Goals		3-Point		F-Throws		Rebounds									Scoring	
SEASON	**TEAM**	**GP-GS**	**MIN/AVG**	**FG-FGA**	**FG%**	**3FG-3FGA**	**3FG%**	**FT-FTA**	**FT%**	**OFF**	**DEF**	**TOT**	**AVG**	**PF-FO**	**A**	**TO**	**BLK**	**STL**	**PTS**	**AVG**
2023-24	ARM	28-25	758/27.1	85-191	.445	1-7	.143	86-113	.761	79	123	202	7.2	66-2	18	57	13	27	257	9.2
2024-25	ARM	31-30	819/26.4	90-203	.443	1-7	.143	59-83	.711	94	136	230	7.4	77-1	35	41	14	29	240	7.7
2025-26	ARM	17-17	549/32.3	88-151	.583	4-11	.364	74-101	.733	64	109	173	10.2	48-1	46	45	8	31	254	14.9
TOTAL		**76-72**	**2126/28.0**	**263-545**	**.483**	**6-25**	**.240**	**219-297**	**.737**	**237**	**368**	**605**	**8.0**	**191-4**	**99**	**143**	**35**	**87**	**751**	**9.9**

#33 FIONA HASTICK (C)

GUARD/FORWARD | 5-11 | JR. | RESTON, VA. | PAUL VI CATHOLIC

SINGLE-GAME SEASON HIGHS:

Points	2 (2x)
Rebounds	2 vs. Holy Cross (1/14/26)
Assists	2 at Colgate (1/3/26)
Blocks	N/A
Steals	2 (2x)
Minutes	20 at Colgate (1/3/26)
FG Made	1 at Colgate (1/3/26)
3FG Made	N/A
FT Made	N/A

SINGLE-GAME CAREER HIGHS:

Points	24 vs. Holy Cross (2/17/24)
Rebounds	11 at Five Towns (12/30/25)
Assists	7 at Loyola Maryland (1/8/25)
Blocks	3 at Lafayette (1/15/25)
Steals	5 at Lafayette (2/21/24)
Minutes	40 (4x)
FG Made	8 (3x)
3FG Made	4 (4x)
FT Made	5 vs. Oakland (11/12/25)

PLAYER HIGHLIGHTS

2025-26 (JUNIOR/COW)
- Appeared in first game against Howard (12/29) – returned from injury

2024-25 (SOPHOMORE/YUK)
- Started in all 33 games
- Finished second on the team in minutes played with 1067
- Averaged 10.9 points per game, which was second among all Black Knights
- Lead all Army players in blocks with 22...Finished second on the team in field goals made with 139
- Recorded a perfect free throw percentage and a career-high free throw makes against Oakland (11/12)
- Had a season-high eight rebounds against Mount St. Mary's (12/29)
- Recorded a career-high seven assists at Loyola Maryland (1/8)
- Played a career-high 40 minutes against Holy Cross (1/22)
- Collected a season-high four steals at Lehigh (3/1)
- Scored a season-high 22 points and a career-high four 3-pointers, tying her previous record at Bryant (3/20)

2023-24 (FRESHMAN/PLEBE)
- Started in 25 of her 29 appearances for Army
- Averaged 23 minutes per game
- Grabbed a total of 130 rebounds
- Averaged 9.3 points per game
- Totaled 46 steals
- Led the team in blocks with 17
- Scored a season-high 24 points against Holy Cross (02/17)
- Played a season high 36 minutes at Marist (11/09)
- Secured 11 rebounds against Five Towns (12/30)
- Was named to the Patriot League All-Rookie Team

PRIOR TO WEST POINT/PERSONAL
- Attended Paul VI Catholic High School
- Made Honor Roll of four years while also being a member of the National Honor Society
- Played AAU with Loudon Flight and Vogues Basketball

GAME-BY-GAME STATISTICS

				Total		3-Pointers		Free throws		Rebounds										
Opponent	Date	GS	MIN	FG-FGA	PCT	3FG-3FGA	PCT	FT-FTA	PCT	OFF	DEF	TOT	AVG	PF	A	TO	BLK	STL	PTS	AVG
Howard	12/29/2025		08:51	0-2	.000	0-1	.000	0-0	.000	0	1	1	1.0	0	1	0	0	0	0	0.0
Lehigh	12/31/2025		05:58	0-3	.000	0-1	.000	0-0	.000	1	0	1	1.0	1	1	1	0	2	0	0.0
at Colgate	01/03/2026		19:41	1-2	.500	0-0	.000	0-0	.000	0	1	1	1.0	2	2	1	0	0	2	0.7
at Loyola Maryland	01/07/2026		14:10	0-5	.000	0-3	.000	0-0	.000	0	1	1	1.0	3	0	0	0	0	0	0.5
Boston U.	01/10/2026		08:33	0-1	.000	0-1	.000	0-0	.000	0	1	1	1.0	1	2	1	0	1	0	0.4
Holy Cross	01/14/2026		12:55	0-1	.000	0-0	.000	0-0	.000	0	2	2	1.2	1	0	0	0	0	0	0.3
at American	01/17/2026		08:33	1-3	.333	0-2	.000	0-0	.000	0	0	0	1.0	1	0	0	0	0	2	0.6
Totals		**0**	**78:41**	**2-17**	**.118**	**0-8**	**.000**	**0-0**	**.000**	**1**	**6**	**7**	**1.0**	**9**	**6**	**3**	**0**	**3**	**4**	**0.6**

MISCELLANEOUS STATS

	2025-26	CAREER
Games with 10+ points	0	34
Games with 20+ points	0	3
Games with 10+ rebounds	0	1
Games with 3+ assists	0	17
Games with 2+ steals	1	26
Games with 2+ blocks	0	9
Double-Doubles	0	1
Games started	0	58

CAREER STATISTICS

				Field Goals		3-Point		F-Throws		Rebounds									Scoring	
SEASON	TEAM	GP-GS	MIN/AVG	FG-FGA	FG%	3FG-3FGA	3FG%	FT-FTA	FT%	OFF	DEF	TOT	AVG	PF-FO	A	TO	BLK	STL	PTS	AVG
2023-24	ARM	29-25	673/23.2	104-278	.374	33-88	.375	30-39	.769	45	85	130	4.5	108-8	35	59	17	46	271	9.3
2024-25	ARM	33-33	1070/32.4	139-391	.355	55-179	.307	27-39	.692	15	131	146	4.4	86-2	86	81	22	36	360	10.9
2025-26	ARM	7-0	79/11.2	2-17	.118	0-8	.000	0-0	.000	1	6	7	1.0	9-0	6	3	0	3	4	0.6
TOTAL		**69-58**	**1822/26.4**	**245-686**	**.357**	**88-275**	**.320**	**57-78**	**.731**	**61**	**222**	**283**	**4.1**	**203-10**	**127**	**143**	**39**	**85**	**635**	**9.2**

#35 SOLEIL MONTROSE

GUARD | 5-10 | JR. | IRVINE, CALIF. | MATER DEI / UTEP

SINGLE-GAME SEASON HIGHS:

Points..... 10 vs. New Hampshire (11/20/25)
Rebounds.....4 at Saint Francis (11/22/25)
Assists..... 2 at Cornell (12/9/25)
Blocks 1 (2x)
Steals 2 (2x)
Minutes ..... 20 at Eastern Ky. (11/29/25)
FG Made 4 (2x)
3FG Made 2 (2x)
FT Made..... 2 at Loyola Maryland (1/7/26)

SINGLE-GAME CAREER HIGHS:

Points..... 15 vs. Air Force (11/15/24)
Rebounds.....7 vs. Holy Cross (2/17/24)
Assists..... 5 vs. Mt. St. Mary (12/29/24)
Blocks ..... 2 at Holy Cross (1/6/25)
Steals 2 (2x)
Minutes .....25 vs. Holy Cross (2/17/24)
FG Made ..... 6 vs. Air Force (11/15/24)
3FG Made 2 (5x)
FT Made..... 4 (2x)

PLAYER HIGHLIGHTS

2025-26 (JUNIOR/COW)
- Averaging 14.9 minutes through 17 games, while scoring 4.1 points per night
- Season-high 10 points on 4-7 shooting against New Hampshire (11/20)
- Started against Boston U. (1/10)

2024-25 (SOPHOMORE/YUK)
- Played in 31 games
- Averaged 13.9 minutes and 3.9 points per game for the Black Knights
- Recorded a career-high five assists against Mount St. Mary's (12/29)
- Played a season-high 25 minutes at Siena (11/6)
- Tallied a career-high 15 points, six rebounds, and fielded 6 goals made against Air Force (11/15)
- Set a career high in 3-pointers made (2) against Bryant (3/20)

2023-24 (FRESHMAN/PLEBE)
- Started in one of her 28 appearances
- Averaged 11 minutes and 2.9 points per game for the Black Knights
- Scored a season-high eight points against Leigh
- Played a season-high 26 minutes and grabbed seven rebounds against Holy Cross (02/17)

PRIOR TO WEST POINT/PERSONAL
- Transferred from UTEP where she played in 22 games with six starts
- Averaged 3.3 points per game
- Attended Mater Dei High School
- Was an All-Trinity League, All-Conference, All-CIF selection
- USA Today Los Angeles Player of the Year Nominee
- McDonald's All-American Nominee
- Two-time Conference USA Freshman of the Week ... Excelled academically making Principal's Honor Roll, National Honor Society and received the Conference USA Academic Medal ... Also competed in track and field.

GAME-BY-GAME STATISTICS

				Total		3-Pointers		Free throws		Rebounds										
Opponent	Date	GS	MIN	FG-FGA	PCT	3FG-3FGA	PCT	FT-FTA	PCT	OFF	DEF	TOT	AVG	PF	A	TO	BLK	STL	PTS	AVG
Pace	11/03/2025		15:47	3-5	.600	1-3	.333	0-0	.000	1	2	3	3.0	0	1	0	0	0	7	7.0
at St. Thomas (MN)	11/08/2025		18:06	2-4	.500	1-2	.500	1-2	.500	1	2	3	3.0	1	0	1	1	0	6	6.5
Siena	11/13/2025		13:28	1-2	.500	1-1	1.000	0-0	.000	0	1	1	2.3	1	0	1	0	0	3	5.3
at Oregon	11/16/2025		14:36	3-6	.500	2-3	.667	0-0	.000	0	0	0	1.8	2	1	1	0	0	8	6.0
New Hampshire	11/20/2025		18:04	4-7	.571	2-3	.667	0-0	.000	0	1	1	1.6	1	1	1	0	0	10	6.8
at Saint Francis	11/22/2025		15:06	1-3	.333	1-3	.333	0-0	.000	1	3	4	2.0	0	0	1	0	0	3	6.2
at Eastern Ky.	11/29/2025		19:27	1-3	.333	1-2	.500	0-0	.000	0	3	3	2.1	1	1	3	0	1	3	5.7
at Saint Peter's	12/03/2025		17:18	0-6	.000	0-4	.000	0-0	.000	1	0	1	2.0	1	1	1	0	1	0	5.0
Massachusetts	12/06/2025		12:29	2-5	.400	1-3	.333	0-0	.000	0	1	1	1.9	0	1	2	0	0	5	5.0
at Cornell	12/09/2025		16:34	1-4	.250	1-2	.500	0-0	.000	0	1	1	1.8	1	2	2	0	0	3	4.8
Howard	12/29/2025		14:14	1-3	.333	1-2	.500	1-2	.500	0	0	0	1.6	2	1	0	0	2	4	4.7
Lehigh	12/31/2025		12:57	0-3	.000	0-2	.000	0-0	.000	0	0	0	1.5	1	0	2	0	0	0	4.3
at Colgate	01/03/2026		15:03	4-7	.571	0-1	.000	0-0	.000	0	1	1	1.5	1	1	2	1	2	8	4.6
at Loyola Maryland	01/07/2026		10:40	1-1	1.000	0-0	.000	2-2	1.000	0	1	1	1.4	2	0	1	0	0	4	4.6
Boston U.	01/10/2026	*	18:21	0-4	.000	0-2	.000	1-2	.500	0	0	0	1.3	0	1	1	0	0	1	4.3
Holy Cross	01/14/2026		10:21	2-5	.400	0-0	.000	0-0	.000	0	0	0	1.3	2	0	1	0	0	4	4.3
at American	01/17/2026		10:50	0-3	.000	0-2	.000	0-0	.000	0	1	1	1.2	3	0	0	0	0	0	4.1
Totals		**1**	**253:21**	**26-71**	**.366**	**12-35**	**.343**	**5-8**	**.625**	**4**	**17**	**21**	**1.2**	**19**	**11**	**20**	**2**	**6**	**69**	**4.1**

MISCELLANEOUS STATS

	2025-26	CAREER
Games with 10+ points	1	5
Games with 20+ points	0	0
Games with 10+ rebounds	0	0
Games with 3+ assists	0	2
Games with 2+ steals	2	2
Games with 2+ blocks	0	1
Double-Doubles	0	0
Games started	0	1

CAREER STATISTICS

				Field Goals		3-Point		F-Throws		Rebounds									Scoring	
SEASON	TEAM	GP-GS	MIN/AVG	FG-FGA	FG%	3FG-3FGA	3FG%	FT-FTA	FT%	OFF	DEF	TOT	AVG	PF-FO	A	TO	BLK	STL	PTS	AVG
2022-23	UTEP	31-6	411/13.3	41-120	.342	10-37	.270	10-12	.833	16	28	44	1.4	29-0	22	18	3	7	102	3.3
2023-24	ARM	28-1	331/11.8	29-121	.240	2-26	.077	21-34	.618	14	25	39	1.4	31-0	15	29	2	7	81	2.9
2024-25	ARM	31-0	429/13.8	47-150	.313	8-38	.211	19-27	.704	15	41	56	1.8	20-0	17	31	0	8	121	3.9
2025-26	ARM	17-1	253/14.9	26-71	.366	12-35	.343	5-8	.625	4	17	21	1.2	19-0	11	20	2	6	69	4.1
TOTAL FOR ARM		**76-2**	**1014/13.3**	**102-342**	**.298**	**22-99**	**.222**	**45-69**	**.652**	**33**	**83**	**116**	**1.5**	**70-0**	**43**	**80**	**4**	**21**	**271**	**3.6**
TOTAL		**107-8**	**1425/13.3**	**143-462**	**.310**	**32-136**	**.235**	**55-81**	**.679**	**49**	**111**	**160**	**1.5**	**99-0**	**65**	**98**	**7**	**28**	**373**	**3.5**

FULL SEASON STATISTICS

Game Records

Record	Overall	Home	Away	Neutral
ALL GAMES	14-3	7-1	7-2	0-0
CONFERENCE	5-1	2-1	3-0	0-0
NON-CONFERENCE	9-2	5-0	4-2	0-0

Score by Periods

Team	1st	2nd	3rd	4th	OT	TOT
Army West Point	271	264	309	315	0	1159
Opponents	228	236	239	271	0	974

Team Box Score

No.	Player				Total		3-Point		F-Throw		Rebounds											
		GP-GS	MIN	AVG	FG-FGA	FG%	3FG-3FGA	3FG%	FT-FTA	FT%	OFF	DEF	TOT	AVG	PF	DQ	A	TO	BLK	STL	PTS	AVG
30	SMITH, Kya	17-17	548:38	32.3	88-151	.583	4-11	.364	74-101	.733	64	109	173	10.2	48	1	46	45	8	31	254	14.9
20	TADE, Camryn	17-17	508:25	29.9	72-150	.480	18-45	.400	45-54	.833	24	49	73	4.3	30	0	52	23	8	15	207	12.2
21	ERICSON, Reese	17-17	576:48	33.9	65-150	.433	50-123	.407	11-16	.688	2	18	20	1.2	17	0	52	29	0	13	191	11.2
22	WILSON, Taylor	17-17	487:14	28.7	66-167	.395	20-68	.294	29-34	.853	17	45	62	3.6	43	1	19	29	15	15	181	10.6
10	REARDON, Reganne	17-0	330:52	19.5	48-110	.436	4-24	.167	22-29	.759	17	46	63	3.7	34	0	18	20	1	7	122	7.2
3	WILSON, Brooke	17-16	413:47	24.3	22-62	.355	9-32	.281	31-40	.775	10	57	67	3.9	46	1	56	47	1	24	84	4.9
35	MONTROSE, Soleil	17-1	253:21	14.9	26-71	.366	12-35	.343	5-8	.625	4	17	21	1.2	19	0	11	20	2	6	69	4.1
4	CHARTRAND, Stella	15-0	123:24	8.2	10-32	.313	5-19	.263	5-10	.500	3	10	13	0.9	10	0	2	4	1	5	30	2.0
2	ANNEE, Audrey	11-0	51:28	4.7	3-14	.214	3-13	.231	3-4	.750	1	4	5	0.5	5	0	5	5	0	4	12	1.1
33	HASTICK, Fiona	7-0	78:41	11.2	2-17	.118	0-8	.000	0-0	.000	1	6	7	1.0	9	0	6	3	0	3	4	0.6
12	PRESTON, Jane	6-0	12:17	2.0	1-2	.500	0-0	.000	1-5	.200	0	5	5	0.8	0	0	1	1	0	1	3	0.5
11	CRAMER, Kelly	6-0	10:36	1.8	1-2	.500	0-1	.000	0-0	.000	0	1	1	0.2	1	0	0	0	0	0	2	0.3
15	SHERRER, Landry	2-0	04:30	2.3	0-3	.000	0-0	.000	0-0	.000	1	0	1	0.5	0	0	1	0	0	0	0	0.0
Team											26	30	56					9				
Total		**17**	**3400**		**404-931**	**.434**	**125-379**	**.330**	**226-301**	**.751**	**170**	**397**	**567**	**33.4**	**262**	**3**	**269**	**235**	**36**	**124**	**1159**	**68.2**
Opponents		**17**	**3400**		**354-864**	**.410**	**67-232**	**.289**	**199-261**	**.762**	**127**	**384**	**511**	**30.1**	**274**	**5**	**186**	**271**	**44**	**119**	**974**	**57.3**

Team Statistics

	ARM	OPP
Scoring	**1159**	**974**
Points per game	68.2	57.3
Scoring margin	+10.9	-
Field goals-att	**404-931**	**354-864**
Field goal pct	.434	.410
3 point fg-att	**125-379**	**67-232**
3-point FG pct	.330	.289
3-pt FG made per game	7.4	3.9
Free throws-att	**226-301**	**199-261**
Free throw pct	.751	.762
F-Throws made per game	13.3	11.7
Rebounds	**567**	**511**
Rebounds per game	33.4	30.1
Rebounding margin	+3.3	-
Assists	**269**	**186**
Assists per game	15.8	10.9
Turnovers	**235**	**271**
Turnovers per game	13.8	15.9
Turnover margin	+2.1	-
Assist/turnover ratio	1.1	0.7
Steals	**124**	**119**
Steals per game	7.3	7.0
Blocks	**36**	**44**
Blocks per game	2.1	2.6
Winning streak	**5**	**-**
Home win streak	2	-
Attendance	**5065**	**8094**
Home games-Avg/Game	8-633	9-899
Neutral site-Avg/Game	-	0-0

Team Results

Date	Opponent		Score	Att.
11/03/2025	Pace	W	86-50	795
11/08/2025	at St. Thomas (MN)	W	67-61	984
11/13/2025	Siena	W	67-52	549
11/16/2025	at Oregon	L	55-80	4646
11/20/2025	New Hampshire	W	63-44	597
11/22/2025	at Saint Francis	W	82-50	375
11/29/2025	at Eastern Ky.	L	64-74	491
12/03/2025	at Saint Peter's	W	65-43	673
12/06/2025	Massachusetts	W	64-61	732
12/09/2025	at Cornell	W	76-52	123
12/29/2025	Howard	W	64-56	669
12/31/2025	Lehigh	L	66-77	736
01/03/2026	at Colgate	W	81-49	168
01/07/2026	at Loyola Maryland	W	71-66	205
01/10/2026	Boston U.	W	64-57	687
01/14/2026	Holy Cross	W	61-46	300
01/17/2026	at American	W	63-56	429

CATEGORY LEADERS

Points

##	Player	G	Pts	Pts/G
30	Smith, Kya	17	254	14.9
20	Tade, Camryn	17	207	12.2
21	Ericson, Reese	17	191	11.2
22	Wilson, Taylor	17	181	10.6
10	Reardon, Reganne	17	122	7.2
3	Wilson, Brooke	17	84	4.9
35	Montrose, Soleil	17	69	4.1
4	Chartrand, Stella	15	30	2.0
2	Annee, Audrey	11	12	1.1
33	Hastick, Fiona	7	4	0.6
12	Preston, Jane	6	3	0.5
11	Cramer, Kelly	6	2	0.3

Scoring Average

##	Player	G	Pts	Pts/G
30	Smith, Kya	17	254	14.9
20	Tade, Camryn	17	207	12.2
21	Ericson, Reese	17	191	11.2
22	Wilson, Taylor	17	181	10.6
10	Reardon, Reganne	17	122	7.2
3	Wilson, Brooke	17	84	4.9
35	Montrose, Soleil	17	69	4.1
4	Chartrand, Stella	15	30	2.0
2	Annee, Audrey	11	12	1.1
33	Hastick, Fiona	7	4	0.6
12	Preston, Jane	6	3	0.5
11	Cramer, Kelly	6	2	0.3

Field Goal Percentage

##	Player	FG	Att	Pct
30	Smith, Kya	88	151	.583
12	Preston, Jane	1	2	.500
11	Cramer, Kelly	1	2	.500
20	Tade, Camryn	72	150	.480
10	Reardon, Reganne	48	110	.436
21	Ericson, Reese	65	150	.433
22	Wilson, Taylor	66	167	.395
35	Montrose, Soleil	26	71	.366
3	Wilson, Brooke	22	62	.355
4	Chartrand, Stella	10	32	.313
2	Annee, Audrey	3	14	.214
33	Hastick, Fiona	2	17	.118

Field Goal Attempts

##	Player	G	Att	Att/G
22	Wilson, Taylor	17	167	9.8
30	Smith, Kya	17	151	8.9
20	Tade, Camryn	17	150	8.8
21	Ericson, Reese	17	150	8.8
10	Reardon, Reganne	17	110	6.5

Field Goals Made

##	Player	G	Made	Made/G
30	Smith, Kya	17	88	5.2
20	Tade, Camryn	17	72	4.2
22	Wilson, Taylor	17	66	3.9
21	Ericson, Reese	17	65	3.8
10	Reardon, Reganne	17	48	2.8

3-Point FG Percentage

##	Player	3FG	Att	Pct
21	Ericson, Reese	50	123	.407
20	Tade, Camryn	18	45	.400
30	Smith, Kya	4	11	.364
35	Montrose, Soleil	12	35	.343
22	Wilson, Taylor	20	68	.294
3	Wilson, Brooke	9	32	.281
4	Chartrand, Stella	5	19	.263
2	Annee, Audrey	3	13	.231
10	Reardon, Reganne	4	24	.167

3-Point FG Attempts

##	Player	G	Att	Att/G
21	Ericson, Reese	17	123	7.2
22	Wilson, Taylor	17	68	4.0
20	Tade, Camryn	17	45	2.6
35	Montrose, Soleil	17	35	2.1
3	Wilson, Brooke	17	32	1.9

3-Point FG Made

##	Player	G	Made	Made/G
21	Ericson, Reese	17	50	2.9
22	Wilson, Taylor	17	20	1.2
20	Tade, Camryn	17	18	1.1
35	Montrose, Soleil	17	12	0.7
3	Wilson, Brooke	17	9	0.5

CATEGORY LEADERS

Free Throw Percentage

##	Player	Made	Att	Pct
22	Wilson, Taylor	29	34	.853
20	Tade, Camryn	45	54	.833
3	Wilson, Brooke	31	40	.775
10	Reardon, Reganne	22	29	.759
2	Annee, Audrey	3	4	.750
30	Smith, Kya	74	101	.733
21	Ericson, Reese	11	16	.688
35	Montrose, Soleil	5	8	.625
4	Chartrand, Stella	5	10	.500
12	Preston, Jane	1	5	.200

Free Throw Attempts

##	Player	G	Att	Att/G
30	Smith, Kya	17	101	5.9
20	Tade, Camryn	17	54	3.2
3	Wilson, Brooke	17	40	2.4
22	Wilson, Taylor	17	34	2.0
10	Reardon, Reganne	17	29	1.7

Free Throws Made

##	Player	G	Made	Made/G
30	Smith, Kya	17	74	4.4
20	Tade, Camryn	17	45	2.6
3	Wilson, Brooke	17	31	1.8
22	Wilson, Taylor	17	29	1.7
10	Reardon, Reganne	17	22	1.3

Rebounds

##	Player	G	Reb	Reb/G
30	Smith, Kya	17	173	10.2
20	Tade, Camryn	17	73	4.3
3	Wilson, Brooke	17	67	3.9
10	Reardon, Reganne	17	63	3.7
22	Wilson, Taylor	17	62	3.6

Assists

##	Player	G	Ast	Ast/G
3	Wilson, Brooke	17	56	3.3
20	Tade, Camryn	17	52	3.1
21	Ericson, Reese	17	52	3.1
30	Smith, Kya	17	46	2.7
22	Wilson, Taylor	17	19	1.1

Rebounds Average

##	Player	G	Reb	Reb/G
30	Smith, Kya	17	173	10.2
20	Tade, Camryn	17	73	4.3
3	Wilson, Brooke	17	67	3.9
10	Reardon, Reganne	17	63	3.7
22	Wilson, Taylor	17	62	3.6

Steals

##	Player	G	Stl	Stl/G
30	Smith, Kya	17	31	1.8
3	Wilson, Brooke	17	24	1.4
20	Tade, Camryn	17	15	0.9
22	Wilson, Taylor	17	15	0.9
21	Ericson, Reese	17	13	0.8

Offensive Rebounds

##	Player	G	OReb	OReb/G
30	Smith, Kya	17	64	3.8
20	Tade, Camryn	17	24	1.4
22	Wilson, Taylor	17	17	1.0
10	Reardon, Reganne	17	17	1.0
3	Wilson, Brooke	17	10	0.6

Blocked Shots

##	Player	G	Blk	Blk/G
22	Wilson, Taylor	17	15	0.9
30	Smith, Kya	17	8	0.5
20	Tade, Camryn	17	8	0.5
35	Montrose, Soleil	17	2	0.1
10	Reardon, Reganne	17	1	0.1

Defensive Rebounds

##	Player	G	DReb	DReb/G
30	Smith, Kya	17	109	6.4
3	Wilson, Brooke	17	57	3.4
20	Tade, Camryn	17	49	2.9
10	Reardon, Reganne	17	46	2.7
22	Wilson, Taylor	17	45	2.6

Minutes

##	Player	G	Min	Min/G
21	Ericson, Reese	17	577	33:56
30	Smith, Kya	17	549	32:16
20	Tade, Camryn	17	508	29:54
22	Wilson, Taylor	17	487	28:40
3	Wilson, Brooke	17	414	24:20

CATEGORY LEADERS

Fouls

##	Player	G	PF	PF/G
30	Smith, Kya	17	48	2.8
3	Wilson, Brooke	17	46	2.7
22	Wilson, Taylor	17	43	2.5
10	Reardon, Reganne	17	34	2.0
20	Tade, Camryn	17	30	1.8

Turnovers

##	Player	G	TO	TO/G
3	Wilson, Brooke	17	47	2.8
30	Smith, Kya	17	45	2.6
21	Ericson, Reese	17	29	1.7
22	Wilson, Taylor	17	29	1.7
20	Tade, Camryn	17	23	1.4

Foul Outs

##	Player	G	FO
30	Smith, Kya	17	1
22	Wilson, Taylor	17	1
3	Wilson, Brooke	17	1

TEAM HIGHS

Army West Point - Game Highs

POINTS	86		Pace (11/03/2025)
	82		at Saint Francis (11/22/2025)
	81		at Colgate (01/03/2026)
	76		at Cornell (12/09/2025)
	71		at Loyola Maryland (01/07/2026)
FIELD GOALS MADE	35		Pace (11/03/2025)
	31		at Colgate (01/03/2026)
FIELD GOAL ATTEMPTS	71		Pace (11/03/2025)
	60		at Colgate (01/03/2026)
FIELD GOAL PERCENTAGE	.569	(29-51)	at Cornell (12/09/2025)
	.526	(30-57)	at Saint Francis (11/22/2025)
3 PT FG MADE	14		Pace (11/03/2025)
	10		Massachusetts (12/06/2025)
	10		at Saint Peter's (12/03/2025)
3 PT FG ATTEMPTS	41		Pace (11/03/2025)
	30		at Saint Peter's (12/03/2025)
3 PT FG PERCENTAGE	.474	(9-19)	at Cornell (12/09/2025)
	.471	(8-17)	at St. Thomas (MN) (11/08/2025)
FREE THROWS MADE	24		Howard (12/29/2025)
	22		at Eastern Ky. (11/29/2025)
	22		Siena (11/13/2025)
FREE THROW ATTEMPTS	27		Howard (12/29/2025)
	27		at Saint Francis (11/22/2025)
FREE THROW PERCENTAGE	.957	(22-23)	Siena (11/13/2025)
	.889	(24-27)	Howard (12/29/2025)
REBOUNDS	43		at Colgate (01/03/2026)
	43		Howard (12/29/2025)
	43		Pace (11/03/2025)
ASSISTS	28		Pace (11/03/2025)
	19		at Cornell (12/09/2025)
STEALS	13		Holy Cross (01/14/2026)
	10		at Colgate (01/03/2026)
BLOCKED SHOTS	4		at Eastern Ky. (11/29/2025)
	4		at Saint Francis (11/22/2025)
TURNOVERS	24		at Oregon (11/16/2025)
	18		Siena (11/13/2025)
FOULS	23		at Loyola Maryland (01/07/2026)
	23		Lehigh (12/31/2025)

TEAM LOWS

Army West Point - Game Lows

POINTS	55		at Oregon (11/16/2025)
	61		Holy Cross (01/14/2026)
	63		at American (01/17/2026)
	63		New Hampshire (11/20/2025)
	64		Boston U. (01/10/2026)
	64		Howard (12/29/2025)
	64		Massachusetts (12/06/2025)
	64		at Eastern Ky. (11/29/2025)
FIELD GOALS MADE	17		at Eastern Ky. (11/29/2025)
	18		Howard (12/29/2025)
FIELD GOAL ATTEMPTS	48		Massachusetts (12/06/2025)
	49		at Eastern Ky. (11/29/2025)
FIELD GOAL PERCENTAGE	.340	(18-53)	Howard (12/29/2025)
	.347	(17-49)	at Eastern Ky. (11/29/2025)
3 PT FG MADE	2		Holy Cross (01/14/2026)
	3		Lehigh (12/31/2025)
3 PT FG ATTEMPTS	10		Holy Cross (01/14/2026)
	16		at Colgate (01/03/2026)
	16		Lehigh (12/31/2025)
	16		New Hampshire (11/20/2025)
3 PT FG PERCENTAGE	.174	(4-23)	Howard (12/29/2025)
	.188	(3-16)	Lehigh (12/31/2025)
FREE THROWS MADE	2		at Oregon (11/16/2025)
	2		Pace (11/03/2025)
FREE THROW ATTEMPTS	5		at Oregon (11/16/2025)
	5		Pace (11/03/2025)
FREE THROW PERCENTAGE	.400	(2-5)	at Oregon (11/16/2025)
	.400	(2-5)	Pace (11/03/2025)
REBOUNDS	18		Boston U. (01/10/2026)
	23		at Oregon (11/16/2025)
ASSISTS	10		at Eastern Ky. (11/29/2025)
	12		Holy Cross (01/14/2026)
STEALS	3		Boston U. (01/10/2026)
	5		at Saint Peter's (12/03/2025)
BLOCKED SHOTS	0		Boston U. (01/10/2026)
	1		at American (01/17/2026)
	1		Holy Cross (01/14/2026)
	1		at Loyola Maryland (01/07/2026)
	1		Massachusetts (12/06/2025)
	1		at Saint Peter's (12/03/2025)
	1		at Oregon (11/16/2025)
TURNOVERS	6		at American (01/17/2026)
	7		Boston U. (01/10/2026)
FOULS	10		at Colgate (01/03/2026)
	10		New Hampshire (11/20/2025)

INDIVIDUAL GAME HIGHS

Army West Point - Individual Game Highs

POINTS	27		Kya Smith vs Howard (12/29/2025)
	26		Camryn Tade at Loyola Maryland (01/07/2026)
	23		Camryn Tade vs Siena (11/13/2025)
	20		Camryn Tade at American (01/17/2026)
	20		Taylor Wilson vs Lehigh (12/31/2025)
	20		Kya Smith at Oregon (11/16/2025)
	20		Kya Smith at St. Thomas (MN) (11/08/2025)
	20		Taylor Wilson vs Pace (11/03/2025)
FIELD GOALS MADE	9		Kya Smith at Oregon (11/16/2025)
	8		Camryn Tade at Loyola Maryland (01/07/2026)
	8		Taylor Wilson at Colgate (01/03/2026)
	8		Kya Smith vs Lehigh (12/31/2025)
	8		Kya Smith vs New Hampshire (11/20/2025)
	8		Kya Smith at St. Thomas (MN) (11/08/2025)
	8		Taylor Wilson vs Pace (11/03/2025)
FIELD GOAL ATTEMPTS	15		Reese Ericson at Saint Peter's (12/03/2025)
	14		Camryn Tade at Loyola Maryland (01/07/2026)
	14		Taylor Wilson vs Pace (11/03/2025)
FIELD GOAL PERCENTAGE (min 5 made)	1.000	(6-6)	Camryn Tade at Cornell (12/09/2025)
	.900	(9-10)	Kya Smith at Oregon (11/16/2025)
3 PT FG MADE	6		Reese Ericson vs Pace (11/03/2025)
	5		Reese Ericson vs Boston U. (01/10/2026)
	5		Reese Ericson at Cornell (12/09/2025)
	5		Reese Ericson at Saint Peter's (12/03/2025)
	5		Reese Ericson at Eastern Ky. (11/29/2025)
3 PT FG ATTEMPTS	14		Reese Ericson at Saint Peter's (12/03/2025)
	11		Reese Ericson at Cornell (12/09/2025)
3 PT FG PERCENTAGE (min 2 made)	1.000	(2-2)	Brooke Wilson at Saint Peter's (12/03/2025)
	.750	(3-4)	Taylor Wilson at St. Thomas (MN) (11/08/2025)
FREE THROWS MADE	15		Kya Smith vs Howard (12/29/2025)
	10		Kya Smith at Eastern Ky. (11/29/2025)
FREE THROW ATTEMPTS	15		Kya Smith vs Howard (12/29/2025)
	11		Kya Smith at Saint Francis (11/22/2025)
FREE THROW PERCENTAGE (min 3 made)	1.000	(15-15)	Kya Smith vs Howard (12/29/2025)
	1.000	(10-10)	Kya Smith at Eastern Ky. (11/29/2025)
	1.000	(8-8)	Camryn Tade vs Siena (11/13/2025)
	1.000	(6-6)	Brooke Wilson at Loyola Maryland (01/07/2026)
	1.000	(6-6)	Taylor Wilson vs Lehigh (12/31/2025)
	1.000	(4-4)	Taylor Wilson vs Holy Cross (01/14/2026)
	1.000	(4-4)	Reganne Reardon vs Lehigh (12/31/2025)
	1.000	(4-4)	Camryn Tade at Cornell (12/09/2025)
	1.000	(4-4)	Brooke Wilson vs Massachusetts (12/06/2025)
	1.000	(4-4)	Reganne Reardon at Saint Francis (11/22/2025)
	1.000	(4-4)	Kya Smith vs Siena (11/13/2025)
	1.000	(3-3)	Kya Smith vs Holy Cross (01/14/2026)
	1.000	(3-3)	Taylor Wilson at Eastern Ky. (11/29/2025)
	1.000	(3-3)	Taylor Wilson vs New Hampshire (11/20/2025)
	1.000	(3-3)	Reganne Reardon vs Siena (11/13/2025)
REBOUNDS	22		Kya Smith vs Howard (12/29/2025)
	15		Kya Smith at Saint Peter's (12/03/2025)
ASSISTS	9		Brooke Wilson vs Pace (11/03/2025)
	8		Reese Ericson at Oregon (11/16/2025)

INDIVIDUAL GAME HIGHS

Army West Point - Individual Game Highs

STEALS	5	Kya Smith vs Holy Cross (01/14/2026)
	4	Taylor Wilson at Cornell (12/09/2025)
	4	Kya Smith vs Massachusetts (12/06/2025)
	4	Kya Smith at Oregon (11/16/2025)
	4	Brooke Wilson vs Siena (11/13/2025)
BLOCKED SHOTS	3	Taylor Wilson at Cornell (12/09/2025)
	2	Taylor Wilson at Eastern Ky. (11/29/2025)
	2	Camryn Tade at Saint Francis (11/22/2025)
	2	Kya Smith vs New Hampshire (11/20/2025)
	2	Kya Smith at St. Thomas (MN) (11/08/2025)
	2	Kya Smith vs Pace (11/03/2025)
TURNOVERS	6	Brooke Wilson vs Howard (12/29/2025)
	6	Kya Smith vs New Hampshire (11/20/2025)
	6	Kya Smith at Oregon (11/16/2025)
	6	Kya Smith vs Siena (11/13/2025)
FOULS	5	Brooke Wilson at Loyola Maryland (01/07/2026)
	5	Kya Smith at Eastern Ky. (11/29/2025)
	5	Taylor Wilson at Saint Francis (11/22/2025)

BOX SCORES

Official Basketball Box Score - Final
Pace at Army West Point
11/03/25 Christl Arena, West Point, N.Y.
2025-26 Women's Basketball

Game Time: 5:00 PM
Game Duration: 1:38
Attendance: 795

Officials: Scott Berkins, Keith Miller, Meg Dallmann

Pace - 50 **Record: 0-0**

NO.	Name		Min	FG M-A	3P M-A	FT M-A	Rebounds OR	DR	TOT	Fouls PF	FD	TP	AS	TO	ST	Blocks BS	BA	+/-
12	Anisa Akinola	F	28:50	2-9	1-1	3-4	0	6	6	2	3	8	0	1	0	0	1	-29
20	Ciara Collins	F	36:06	8-13	2-2	2-2	0	1	1	2	3	20	1	1	2	0	1	-31
10	Mari Lee	G	22:48	1-3	0-0	0-0	0	3	3	0	0	2	0	1	1	1	0	-26
14	Cali Chiocchi	G	30:50	2-4	1-2	0-0	0	1	1	3	0	5	1	2	0	0	1	-29
21	Grace Ziogas	G	36:23	2-7	0-3	0-0	0	3	3	0	0	4	4	3	0	0	0	-35
5	Ciera Cevallos		19:56	2-5	0-1	2-2	0	0	0	0	3	6	1	2	0	0	0	-8
15	Morgan Ryan		17:22	2-5	1-2	0-0	0	2	2	1	2	5	0	4	1	0	0	-10
3	Jaylyn Chorba		01:56	0-1	0-1	0-0	0	0	0	0	0	0	0	0	0	0	0	-3
23	Claire Fitzpatrick		01:56	0-0	0-0	0-0	0	0	0	0	0	0	0	0	1	0	0	-3
24	Allison Twible		01:56	0-1	0-0	0-0	0	0	0	0	0	0	0	0	0	0	0	-3
33	Nina Marshall		01:56	0-0	0-0	0-0	0	0	0	1	0	0	0	1	0	0	0	-3
Team							1	5	6	0		0		1				
Totals				19-48	5-12	7-8	1	21	22	9	11	50	7	16	5	1	3	-36

Major Fouls: NONE

Shooting By Period		
1st FG%	7-14	50.0%
3PT%	1-2	50.0%
FT%	1-1	100%
2nd FG%	5-13	38.5%
3PT%	3-6	50.0%
FT%	0-0	0%
3rd FG%	5-13	38.5%
3PT%	1-2	50.0%
FT%	1-1	100%
4th FG%	2-8	25.0%
3PT%	0-2	0.0%
FT%	5-6	83.3%
GM FG%	19-48	39.6%
3PT%	5-12	41.7%
FT%	7-8	87.5%

Dead Ball Rebounds: 1, 0

Army West Point - 86 **Record: 1-0**

NO.	Name		Min	FG M-A	3P M-A	FT M-A	Rebounds OR	DR	TOT	Fouls PF	FD	TP	AS	TO	ST	Blocks BS	BA	+/-
22	Taylor Wilson	F	25:08	8-14	4-7	0-0	1	1	2	2	0	20	3	2	1	1	1	26
30	Kya Smith	F	34:30	6-8	0-1	2-3	3	5	8	3	5	14	2	2	1	2	0	32
3	Brooke Wilson	G	24:36	2-6	0-4	0-0	2	8	10	1	1	4	9	2	2	0	0	15
20	Camryn Tade	G	27:57	1-8	0-7	0-0	1	3	4	2	1	2	6	1	0	0	0	26
21	Reese Ericson	G	28:43	6-9	6-9	0-0	1	1	2	0	0	18	4	1	1	0	0	25
35	Soleil Montrose		15:47	3-5	1-3	0-0	1	2	3	0	1	7	1	0	0	0	0	24
10	Reganne Reardon		20:37	5-9	1-2	0-0	4	4	8	2	0	11	2	1	0	0	0	22
4	Stella Chartrand		10:30	3-8	1-6	0-0	1	1	2	0	0	7	0	0	1	0	0	0
2	Audrey Annee		04:43	1-2	1-2	0-0	0	0	0	1	0	3	0	0	0	0	0	3
12	Jane Preston		03:37	0-1	0-0	0-2	0	2	2	0	1	0	0	1	0	0	0	1
11	Kelly Cramer		01:56	0-0	0-0	0-0	0	0	0	0	0	0	0	0	0	0	0	3
15	Landry Sherrer		01:56	0-1	0-0	0-0	1	0	1	0	0	0	1	0	0	0	0	3
Team							0	1	1	0		0		0				
Totals				35-71	14-41	2-5	15	28	43	11	9	86	28	10	6	3	1	36

Major Fouls: NONE

Shooting By Period		
1st FG%	9-16	56.3%
3PT%	2-8	25.0%
FT%	0-0	0%
2nd FG%	7-15	46.7%
3PT%	3-9	33.3%
FT%	1-1	100%
3rd FG%	10-19	52.6%
3PT%	6-13	46.2%
FT%	0-0	0%
4th FG%	9-21	42.9%
3PT%	3-11	27.3%
FT%	1-4	25%
GM FG%	35-71	49.3%
3PT%	14-41	34.1%
FT%	2-5	40.0%

Dead Ball Rebounds: 3, 0

	PACE	ARMY
Biggest lead	0 (1st 10:00)	36 (4th 1:13)
Best Scoring Run	10 (3rd 9:06)	15 (4th 8:32)
Lead Changes	0	
Times Tied	2	
Time with Lead	00:00	39:16

Points from	PACE	ARMY
Turnovers	7	13
Paint	20	34
Second Chance	0	14
Fast Breaks	2	14
Bench	11	28

Period by Period Scoring	1st	2nd	3rd	4th	TOT
PACE	16	13	12	9	50
ARMY	20	18	26	22	86

ARMY 86, PACE 50

1

Official Basketball Box Score - Final
Army West Point at St. Thomas (MN)
11/08/25 Lee & Penny Anderson Arena, St. Paul, Minn.
2025-26 Women's Basketball

Game Time: 2:00 PM
Game Duration: 2:02
Attendance: 984

Officials: Lauren Niemiera, Xiomara Cruz-Johnson, Brad Solberg

Army West Point - 67 **Record: 2-0**

NO.	Name		Min	FG M-A	3P M-A	FT M-A	Rebounds OR	DR	TOT	Fouls PF	FD	TP	AS	TO	ST	Blocks BS	BA	+/-
22	Taylor Wilson	F	26:48	4-7	3-4	0-0	0	4	4	3	1	11	1	2	1	0	0	13
30	Kya Smith	F	34:09	8-13	0-0	4-5	4	7	11	4	5	20	3	3	0	2	1	11
3	Brooke Wilson	G	24:59	2-4	1-1	0-2	1	3	4	4	5	5	4	3	1	0	2	-6
20	Camryn Tade	G	23:17	3-8	0-0	0-0	1	0	1	3	2	6	4	2	2	0	0	9
21	Reese Ericson	G	38:09	4-7	2-4	2-2	0	1	1	1	3	12	2	2	2	0	2	2
10	Reganne Reardon		22:40	3-9	1-4	0-1	0	2	2	1	1	7	1	0	1	0	2	8
35	Soleil Montrose		18:06	2-4	1-2	1-2	1	2	3	1	1	6	0	1	0	1	1	-6
4	Stella Chartrand		06:19	0-2	0-1	0-2	0	0	0	2	1	0	0	1	0	0	0	0
2	Audrey Annee		05:33	0-1	0-1	0-0	0	0	0	1	0	0	2	0	0	0	0	-1
Team							6	1	7	0		0		1				
Totals				26-55	8-17	7-14	13	20	33	20	19	67	17	15	7	3	8	6

Major Fouls: NONE

Shooting By Period		
1st FG%	8-15	53.3%
3PT%	1-6	16.7%
FT%	2-3	66.7%
2nd FG%	5-14	35.7%
3PT%	1-3	33.3%
FT%	0-3	0%
3rd FG%	7-14	50.0%
3PT%	3-5	60.0%
FT%	1-2	50%
4th FG%	6-12	50.0%
3PT%	3-3	100.0%
FT%	4-6	66.7%
GM FG%	26-55	47.3%
3PT%	8-17	47.1%
FT%	7-14	50.0%

Dead Ball Rebounds: 3, 0

St. Thomas (MN) - 61 **Record: 0-2**

NO.	Name		Min	FG M-A	3P M-A	FT M-A	Rebounds OR	DR	TOT	Fouls PF	FD	TP	AS	TO	ST	Blocks BS	BA	+/-
24	Alyssa Sand	F	36:28	6-16	0-1	2-4	0	6	6	2	3	14	2	3	1	3	1	1
52	Savannah McGowan	F	30:33	7-8	0-0	4-6	2	4	6	1	3	18	1	1	0	0	1	-10
5	Faith Feuerbach	G	16:08	1-4	0-0	4-5	1	1	2	5	3	6	0	2	0	0	0	8
11	Jada Hood	G	39:07	1-6	1-4	2-2	0	5	5	4	6	5	7	1	2	2	1	-2
22	Abbey Vallance	G	30:10	3-8	0-1	2-3	0	0	0	2	2	8	0	1	0	1	0	-7
14	Autumn McCall		26:28	2-2	0-0	3-4	1	1	2	2	1	7	2	4	3	1	0	-5
12	Mikayla Werner		12:48	1-2	0-1	1-2	0	1	1	1	1	3	0	1	0	0	0	-5
10	Savannah Gage		04:01	0-0	0-0	0-0	0	0	0	1	0	0	0	0	0	0	0	-7
30	Laura Hauge		04:17	0-0	0-0	0-0	0	0	0	1	1	0	0	0	0	1	0	-3
Team							5	2	7	0		0		1				
Totals				21-46	1-7	18-26	9	20	29	19	20	61	12	14	6	8	3	-6

Major Fouls: NONE

Shooting By Period		
1st FG%	5-11	45.5%
3PT%	1-3	33.3%
FT%	6-7	85.7%
2nd FG%	5-9	55.6%
3PT%	0-1	0.0%
FT%	8-10	80%
3rd FG%	7-13	53.8%
3PT%	0-0	0.0%
FT%	2-7	28.6%
4th FG%	4-13	30.8%
3PT%	0-3	0.0%
FT%	2-2	100%
GM FG%	21-46	45.7%
3PT%	1-7	14.3%
FT%	18-26	69.2%

Dead Ball Rebounds: 4, 0

	AWP	UST
Biggest lead	6 (4th 6:43)	12 (3rd 4:32)
Best Scoring Run	17 (4th 8:15)	7 (3rd 9:10)
Lead Changes	7	
Times Tied	8	
Time with Lead	15:43	20:40

Points from	AWP	UST
Turnovers	16	17
Paint	36	40
Second Chance	16	7
Fast Breaks	7	2
Bench	13	10

Period by Period Scoring	1st	2nd	3rd	4th	TOT
AWP	19	11	18	19	67
UST	17	18	16	10	61

2

ARMY 67, ST. THOMAS 61

Official Basketball Box Score - Final
Siena at Army West Point
11/13/25 Christl Arena, West Point, N.Y.
2025-26 Women's Basketball

Game Time: 6:00 PM
Game Duration: 2:03
Attendance: 549

Officials: Karen Preato, Mark Resch, John Capolino

Siena - 52 **Record: 0-3**

NO.	Name		Min	FG M-A	3P M-A	FT M-A	Rebounds OR	DR	TOT	Fouls PF	FD	TP	AS	TO	ST	Blocks BS	BA	+/-
3	Francesca Schiro	G	30:23	5-8	0-1	2-4	0	1	1	3	5	12	0	5	3	0	0	-14
9	Caydence Hadley	G	25:21	1-2	0-1	0-0	0	3	3	4	1	2	2	3	0	0	0	-7
10	Nicole Melious	G	34:28	3-10	0-4	2-2	1	3	4	0	3	8	1	0	1	0	0	-16
20	Kaiya Rain Tucker	G	19:12	1-4	0-1	0-0	2	4	6	2	2	2	0	3	3	0	1	-8
22	Genevive Wedemeyer	G	30:03	5-9	0-1	3-4	0	1	1	3	2	13	2	6	2	0	1	-7
32	Garrisen Freeman		20:04	0-2	0-0	0-2	1	2	3	1	2	0	0	2	0	0	0	-9
0	Jamariah Turner		19:47	2-4	1-2	1-4	1	1	2	3	2	6	1	1	1	0	0	-8
4	Valencia Fontenelle-Posson		11:23	1-1	0-0	2-2	0	1	1	1	2	4	0	0	0	0	0	-2
6	Zyriah Price		07:46	2-4	0-0	1-2	1	1	2	3	2	5	0	1	0	0	0	-2
24	Olivia Watkins		01:33	0-0	0-0	0-0	0	0	0	0	0	0	0	0	0	0	0	-2
Team							1	4	5	0		0		0				
Totals				20-44	1-10	11-20	7	21	28	20	21	52	6	21	10	0	2	-15

Major Fouls: Turner (TF) 1st 4:52

Shooting By Period		
1st FG%	5-11	45.5%
3PT%	1-3	33.3%
FT%	1-2	50%
2nd FG%	5-11	45.5%
3PT%	0-1	0.0%
FT%	6-7	85.7%
3rd FG%	7-12	58.3%
3PT%	0-3	0.0%
FT%	1-2	50%
4th FG%	3-10	30.0%
3PT%	0-3	0.0%
FT%	3-9	33.3%
GM FG%	20-44	45.5%
3PT%	1-10	10.0%
FT%	11-20	55.0%

Dead Ball Rebounds: 5, 0

Army West Point - 67 **Record: 3-0**

NO.	Name		Min	FG M-A	3P M-A	FT M-A	Rebounds OR	DR	TOT	Fouls PF	FD	TP	AS	TO	ST	Blocks BS	BA	+/-
22	Taylor Wilson	F	30:37	3-12	1-6	2-2	0	4	4	3	2	9	0	1	2	1	0	13
30	Kya Smith	F	30:28	3-5	0-0	4-4	6	4	10	4	2	10	4	6	1	0	0	20
3	Brooke Wilson	G	32:51	1-6	1-2	1-2	2	5	7	3	4	4	4	5	4	0	0	14
20	Camryn Tade	G	32:16	7-11	1-1	8-8	4	2	6	2	6	23	3	1	0	0	0	17
21	Reese Ericson	G	31:42	2-9	2-9	2-2	0	1	1	1	1	8	2	1	0	0	0	12
35	Soleil Montrose		13:28	1-2	1-1	0-0	0	1	1	1	0	3	0	1	0	0	0	-3
10	Reganne Reardon		16:21	1-6	0-2	3-3	2	2	4	3	2	5	1	2	0	0	0	2
4	Stella Chartrand		10:44	1-3	1-2	2-2	0	0	0	3	1	5	0	1	0	1	0	0
2	Audrey Annee		01:34	0-0	0-0	0-0	0	1	1	1	1	0	0	0	0	0	0	0
Team							1	1	2	0		0		0				
Totals				19-54	7-23	22-23	15	21	36	21	19	67	14	18	7	2	0	15

Major Fouls: NONE

Shooting By Period		
1st FG%	7-16	43.8%
3PT%	3-7	42.9%
FT%	6-7	85.7%
2nd FG%	5-15	33.3%
3PT%	2-7	28.6%
FT%	2-2	100%
3rd FG%	3-11	27.3%
3PT%	0-2	0.0%
FT%	8-8	100%
4th FG%	4-12	33.3%
3PT%	2-7	28.6%
FT%	6-6	100%
GM FG%	19-54	35.2%
3PT%	7-23	30.4%
FT%	22-23	95.7%

Dead Ball Rebounds: 0, 0

	SIENA	ARMY
Biggest lead	0 (1st 10:00)	18 (4th 5:35)
Best Scoring Run	5 (2nd 9:43)	9 (4th 7:54)
Lead Changes	0	
Times Tied	0	
Time with Lead	00:00	39:48

Points from	SIENA	ARMY
Turnovers	16	19
Paint	34	20
Second Chance	3	9
Fast Breaks	5	0
Bench	15	13

Period by Period Scoring	1st	2nd	3rd	4th	TOT
SIENA	12	16	15	9	52
ARMY	23	14	14	16	67

ARMY 67, SIENA 52

3

Official Basketball Box Score - Final
Army West Point at Oregon
11/16/25 Matthew Knight Arena, Eugene, Ore,
2025-26 Women's Basketball

Game Time: 2:00 PM
Game Duration: 1:38
Attendance: 4,646

Officials: Gina Cross, Brenda Pantoja, Tiffany Bird

Army West Point - 55 **Record: 3-1**

NO.	Name		Min	FG M-A	3P M-A	FT M-A	Rebounds OR	DR	TOT	Fouls PF	FD	TP	AS	TO	ST	Blocks BS	BA	+/-
22	Taylor Wilson	F	33:25	2-8	1-5	0-2	0	3	3	3	2	5	1	3	1	1	0	-22
30	Kya Smith	F	37:38	9-10	0-0	2-3	3	4	7	0	8	20	0	6	4	0	0	-19
3	Brooke Wilson	G	18:17	2-6	1-4	0-0	0	2	2	2	3	5	2	5	1	0	0	-24
20	Camryn Tade	G	32:30	4-9	0-1	0-0	1	3	4	2	1	8	1	4	0	0	0	-14
21	Reese Ericson	G	38:48	2-11	2-10	0-0	0	1	1	0	1	6	8	2	0	0	0	-23
35	Soleil Montrose		14:36	3-6	2-3	0-0	0	0	0	2	0	8	1	1	0	0	1	-12
10	Reganne Reardon		13:14	0-1	0-0	0-0	0	1	1	1	1	0	3	1	0	0	0	-5
4	Stella Chartrand		11:32	1-1	1-1	0-0	1	0	1	1	0	3	0	0	1	0	0	-6
Team							0	4	4	0		0		2				
Totals				23-52	7-24	2-5	5	18	23	11	16	55	16	24	7	1	1	-25

Major Fouls: NONE

Shooting By Period		
1st FG%	3-12	25.0%
3PT%	0-7	0.0%
FT%	0-3	0%
2nd FG%	8-14	57.1%
3PT%	2-5	40.0%
FT%	1-1	100%
3rd FG%	6-14	42.9%
3PT%	4-7	57.1%
FT%	1-1	100%
4th FG%	6-12	50.0%
3PT%	1-5	20.0%
FT%	0-0	0%
GM FG%	23-52	44.2%
3PT%	7-24	29.2%
FT%	2-5	40.0%

Dead Ball Rebounds: 2, 0

Oregon - 80 **Record: 4-0**

NO.	Name		Min	FG M-A	3P M-A	FT M-A	Rebounds OR	DR	TOT	Fouls PF	FD	TP	AS	TO	ST	Blocks BS	BA	+/-
1	Mia Jacobs	F	29:57	5-14	0-4	7-7	2	3	5	3	6	17	0	1	2	0	1	31
23	Sarah Rambus	F	23:06	6-10	0-0	0-0	0	1	1	3	1	12	1	3	1	0	0	26
2	Katie Fiso	G	29:10	6-7	0-0	0-0	0	2	2	0	1	12	10	3	0	0	0	13
3	Sofia Bell	G	32:13	5-8	4-7	0-0	0	4	4	1	0	14	3	2	2	0	0	31
14	Ari Long	G	26:44	1-3	0-0	2-2	0	5	5	0	1	4	4	0	3	0	0	27
0	Astera Tuhina		18:06	1-2	1-2	0-0	0	1	1	0	1	3	2	0	0	0	0	12
5	Amina Muhammad		17:53	6-7	0-0	2-2	1	3	4	4	1	14	0	2	3	1	0	-4
35	Ehis Etute		06:51	1-3	0-0	0-0	2	1	3	1	0	2	0	4	0	0	0	-3
42	Avary Cain		08:46	0-1	0-0	0-0	0	2	2	4	0	0	1	0	1	0	0	-10
22	Janiyah Williams		05:01	1-1	0-0	0-0	0	0	0	0	0	2	0	0	0	0	0	2
21	Filippa Tilliander		02:13	0-1	0-0	0-0	0	0	0	0	0	0	0	0	1	0	0	0
Team							1	3	4	0		0		0				
Totals				32-57	5-13	11-11	6	25	31	16	11	80	21	15	12	1	1	25

Major Fouls: NONE

Shooting By Period		
1st FG%	7-14	50.0%
3PT%	0-1	0.0%
FT%	0-0	0%
2nd FG%	8-16	50.0%
3PT%	1-7	14.3%
FT%	4-4	100%
3rd FG%	9-12	75.0%
3PT%	1-1	100.0%
FT%	0-0	0%
4th FG%	8-15	53.3%
3PT%	3-4	75.0%
FT%	7-7	100%
GM FG%	32-57	56.1%
3PT%	5-13	38.5%
FT%	11-11	100.0%

Dead Ball Rebounds: 1, 0

	ARMY	ORE
Biggest lead	0 (1st 10:00)	27 (4th 2:39)
Best Scoring Run	7 (2nd 0:57)	10 (4th 8:24)
Lead Changes	0	
Times Tied	0	
Time with Lead	00:00	39:02

Points from	ARMY	ORE
Turnovers	9	30
Paint	28	42
Second Chance	7	7
Fast Breaks	3	7
Bench	11	21

Period by Period Scoring	1st	2nd	3rd	4th	TOT
ARMY	6	19	17	13	55
ORE	14	21	19	26	80

4

OREGON 80, ARMY 55

BOX SCORES

Official Basketball Box Score - Final

New Hampshire at Army West Point

11/20/25 Christl Arena, West Point, N.Y.
2025-26 Women's Basketball

Game Time: 3:00 PM
Game Duration: 1:39
Attendance: 597

Officials: Ken Kelly, Tasha Smith, Keith Boston

New Hampshire - 44 Record: 2-4

NO.	Name		Min	FG M-A	3P M-A	FT M-A	Rebounds OR	DR	TOT	Fouls PF	FD	TP	AS	TO	ST	Blocks BS	BA	+/-
2	Carolina Williams	G	30:02	0-1	0-1	0-0	0	1	1	2	0	0	1	4	0	0	0	-17
3	Camryn Fauria	G	20:03	2-7	0-1	2-2	0	3	3	1	4	6	1	4	0	0	0	-13
21	Eva DeChent	G	22:01	3-9	0-1	2-2	0	0	0	1	1	8	0	1	2	0	1	-10
23	Elizabeth Lavoie	G	23:31	2-7	1-2	2-2	0	6	6	0	1	7	0	1	0	1	1	-13
24	Kenzie Matulonis	G	09:05	0-3	0-2	0-0	0	0	0	0	0	0	1	1	1	0	0	-8
0	Maggie Cavanaugh		35:07	2-7	1-1	0-0	0	5	5	0	4	5	3	4	2	0	1	-18
32	Lucia Melero		14:27	0-3	0-0	0-0	1	3	4	0	0	0	1	0	0	0	0	-7
20	Katie Ledden		19:42	4-5	2-2	0-0	1	1	2	3	0	10	1	3	0	0	0	-3
30	Sydney Lusher		11:27	1-1	1-1	0-0	0	1	1	0	0	3	0	2	0	0	0	-6
11	Alia Cordone		12:02	0-2	0-1	0-0	1	1	2	0	0	0	0	1	2	0	0	-10
12	Kassidy Thompson		01:16	1-1	1-1	0-0	0	0	0	0	0	3	0	1	1	0	0	5
33	Averie Harding		01:16	1-1	0-0	0-0	0	0	0	0	0	2	0	0	0	0	0	5
Team							1	2	3	0		0		1				
Totals				16-47	6-13	6-6	4	23	27	7	10	44	8	23	8	1	3	-19

Major Fouls: NONE

Shooting By Period		
1st FG%	4-10	40.0%
3PT%	1-2	50.0%
FT%	4-4	100%
2nd FG%	5-12	41.7%
3PT%	2-3	66.7%
FT%	0-0	0%
3rd FG%	4-9	44.4%
3PT%	1-1	100.0%
FT%	0-0	0%
4th FG%	3-16	18.8%
3PT%	2-7	28.6%
FT%	2-2	100%
GM FG%	16-47	34.0%
3PT%	6-13	46.2%
FT%	6-6	100.0%

Dead Ball Rebounds: 1, 0

Army West Point - 63 Record: 4-1

NO.	Name		Min	FG M-A	3P M-A	FT M-A	Rebounds OR	DR	TOT	Fouls PF	FD	TP	AS	TO	ST	Blocks BS	BA	+/-
22	Taylor Wilson	F	27:21	5-10	2-3	3-3	0	2	2	4	3	15	1	2	0	1	1	17
30	Kya Smith	F	34:00	8-11	1-2	1-2	1	13	14	1	2	18	3	6	3	2	0	30
3	Brooke Wilson	G	19:44	0-2	0-1	0-0	1	0	1	3	0	0	1	3	2	0	0	20
20	Camryn Tade	G	28:55	6-11	2-3	0-0	0	3	3	0	1	14	1	0	0	0	0	26
21	Reese Ericson	G	32:08	1-3	0-1	0-0	0	0	0	1	0	2	4	0	0	0	0	13
35	Soleil Montrose		18:04	4-7	2-3	0-0	0	1	1	1	0	10	1	1	0	0	0	7
10	Reganne Reardon		16:03	0-2	0-1	0-0	0	0	0	0	0	0	1	1	1	0	0	-5
4	Stella Chartrand		15:54	1-3	0-1	2-2	0	2	2	0	1	4	1	0	2	0	0	-3
2	Audrey Annee		05:19	0-1	0-1	0-0	0	1	1	0	0	0	1	2	1	0	0	0
11	Kelly Cramer		01:16	0-0	0-0	0-0	0	0	0	0	0	0	0	0	0	0	0	-5
12	Jane Preston		01:16	0-0	0-0	0-0	0	0	0	0	0	0	0	0	0	0	0	-5
Team							0	4	4	0		0		0				
Totals				25-50	7-16	6-7	2	26	28	10	7	63	14	15	9	3	1	19

Major Fouls: NONE

Shooting By Period		
1st FG%	7-14	50.0%
3PT%	2-5	40.0%
FT%	0-0	0%
2nd FG%	7-12	58.3%
3PT%	3-5	60.0%
FT%	2-2	100%
3rd FG%	7-14	50.0%
3PT%	0-1	0.0%
FT%	2-3	66.7%
4th FG%	4-10	40.0%
3PT%	2-5	40.0%
FT%	2-2	100%
GM FG%	25-50	50.0%
3PT%	7-16	43.8%
FT%	6-7	85.7%

Dead Ball Rebounds: 1, 0

	UNH	ARMY
Biggest lead	0 (1st 10:00)	24 (4th 2:12)
Best Scoring Run	5 (1st 2:38)	8 (4th 2:55)
Lead Changes	0	
Times Tied	0	
Time with Lead	00:00	39:08

Points from	UNH	ARMY
Turnovers	10	19
Paint	18	34
Second Chance	0	0
Fast Breaks	4	6
Bench	23	14

Period by Period Scoring	1st	2nd	3rd	4th	TOT
UNH	13	12	9	10	44
ARMY	16	19	16	12	63

ARMY 63, NEW HAMPSHIRE 44

5

Official Basketball Box Score - Final

Army West Point at Saint Francis

11/22/25 DeGol Arena, Loretto
2025-26 Women's Basketball

Game Time: 2:00 PM
Game Duration: 1:50
Attendance: 375

Officials: Kevin Farlow, Tara Gallupe, Shante Glenn

Army West Point - 82 Record: 5-1

NO.	Name		Min	FG M-A	3P M-A	FT M-A	Rebounds OR	DR	TOT	Fouls PF	FD	TP	AS	TO	ST	Blocks BS	BA	+/-
22	Taylor Wilson	F	25:06	5-10	1-5	0-0	2	2	4	5	2	11	0	0	0	1	0	25
30	Kya Smith	F	28:55	6-10	0-1	3-11	3	6	9	4	8	15	3	1	2	0	0	21
3	Brooke Wilson	G	26:46	2-4	0-1	2-3	0	6	6	0	2	6	5	2	2	0	0	18
20	Camryn Tade	G	26:55	5-6	1-2	3-4	0	4	4	3	3	14	1	0	1	2	0	26
21	Reese Ericson	G	29:23	4-7	3-6	0-0	0	2	2	1	2	11	6	3	2	0	0	22
35	Soleil Montrose		15:06	1-3	1-3	0-0	1	3	4	0	0	3	0	1	0	0	0	6
4	Stella Chartrand		16:53	3-5	2-3	1-4	1	1	2	0	2	9	0	0	0	0	0	14
2	Audrey Annee		10:37	1-4	1-3	0-0	0	1	1	1	0	3	1	2	1	0	0	10
10	Reganne Reardon		16:15	2-7	0-3	4-4	2	5	7	2	2	8	1	1	1	1	0	14
11	Kelly Cramer		02:02	0-0	0-0	0-0	0	0	0	0	0	0	0	0	0	0	0	1
12	Jane Preston		02:02	1-1	0-0	0-1	0	1	1	0	1	2	0	0	0	0	0	1
Team							1	0	1	0		0		1				
Totals				30-57	9-27	13-27	10	31	41	16	22	82	17	11	9	4	0	32

Major Fouls: NONE

Shooting By Period		
1st FG%	8-18	44.4%
3PT%	1-10	10.0%
FT%	1-2	50%
2nd FG%	7-11	63.6%
3PT%	3-5	60.0%
FT%	3-8	37.5%
3rd FG%	8-12	66.7%
3PT%	5-8	62.5%
FT%	2-4	50%
4th FG%	7-16	43.8%
3PT%	0-4	0.0%
FT%	7-13	53.8%
GM FG%	30-57	52.6%
3PT%	9-27	33.3%
FT%	13-27	48.1%

Dead Ball Rebounds: 8, 0

Saint Francis - 50 Record: 0-6

NO.	Name		Min	FG M-A	3P M-A	FT M-A	Rebounds OR	DR	TOT	Fouls PF	FD	TP	AS	TO	ST	Blocks BS	BA	+/-
1	Makyiah Ward	G	28:48	1-3	0-0	0-0	1	2	3	3	0	2	3	2	0	0	2	-23
4	Sonia Sato	G	27:52	3-14	3-5	0-0	0	2	2	4	1	9	1	3	1	0	0	-24
11	Bati Assefa	G	22:25	1-4	0-2	2-2	2	1	3	2	1	4	2	1	1	0	1	-17
12	Sajol Thornhill	G	24:22	2-10	0-5	0-0	0	2	2	2	0	4	0	1	1	0	0	-15
15	Cassandra Hawthorne	G	24:52	4-7	2-3	2-2	0	5	5	2	4	12	0	2	0	0	0	-24
0	Aleah James		21:53	2-6	0-0	2-2	1	4	5	2	2	6	3	3	0	0	1	-18
23	Shelby Ricks		25:28	1-6	0-1	7-9	0	0	0	2	6	9	0	2	1	0	0	-19
21	Gemma Walker		17:35	0-2	0-2	2-4	1	2	3	2	2	2	0	0	0	0	0	-15
33	Giselle Eke		06:45	1-1	0-0	0-0	1	1	2	3	0	2	0	2	0	0	0	-5
Team							1	2	3	0		0		0				
Totals				15-53	5-18	15-19	7	21	28	22	16	50	9	16	4	0	4	-32

Major Fouls: NONE

Shooting By Period		
1st FG%	3-12	25.0%
3PT%	1-2	50.0%
FT%	0-0	0%
2nd FG%	6-16	37.5%
3PT%	2-6	33.3%
FT%	0-0	0%
3rd FG%	5-11	45.5%
3PT%	1-1	100.0%
FT%	8-9	88.9%
4th FG%	1-14	7.1%
3PT%	1-9	11.1%
FT%	7-10	70%
GM FG%	15-53	28.3%
3PT%	5-18	27.8%
FT%	15-19	78.9%

Dead Ball Rebounds: 4, 2

	ARM	SFU
Biggest lead	32 (4th 0:18)	0 (1st 10:00)
Best Scoring Run	13 (2nd 7:52)	5 (2nd 6:50)
Lead Changes	0	
Times Tied	1	
Time with Lead	39:03	00:00

Points from	ARM	SFU
Turnovers	18	6
Paint	42	20
Second Chance	12	7
Fast Breaks	11	4
Bench	25	19

Period by Period Scoring	1st	2nd	3rd	4th	TOT
ARM	18	20	23	21	82
SFU	7	14	19	10	50

6

ARMY 82, SAINT FRANCIS 50

Official Basketball Box Score - Final

Army West Point at Eastern Ky.

11/29/25 Baptist Health Arena, Richmond, Ky.
2025-26 Women's Basketball

Game Time: 12:02 PM
Game Duration: 2:09
Attendance: 491

Officials: L. Brooke Shoulders, Ivan Fulton, Paige Hurst

Army West Point - 64 Record: 5-2

NO.	Name		Min	FG M-A	3P M-A	FT M-A	Rebounds OR	DR	TOT	Fouls PF	FD	TP	AS	TO	ST	Blocks BS	BA	+/-
22	Taylor Wilson	F	35:00	4-12	1-5	3-3	0	1	1	3	2	12	0	4	0	2	2	-4
30	Kya Smith	F	25:37	2-9	0-1	10-10	0	4	4	5	5	14	1	1	2	1	4	4
3	Brooke Wilson	G	25:39	2-4	1-3	5-6	1	5	6	4	3	10	4	2	1	0	0	-4
20	Camryn Tade	G	31:08	2-10	0-1	2-4	3	2	5	1	3	6	2	3	0	1	2	-15
21	Reese Ericson	G	37:11	6-10	5-7	0-0	0	0	0	0	4	17	1	1	1	0	1	-7
10	Reganne Reardon		18:04	0-1	0-0	2-2	0	3	3	2	1	2	0	1	0	0	0	-18
35	Soleil Montrose		19:27	1-3	1-2	0-0	0	3	3	1	0	3	1	3	1	0	0	-4
4	Stella Chartrand		04:05	0-0	0-0	0-0	0	0	0	2	0	0	0	0	1	0	0	-6
2	Audrey Annee		03:48	0-0	0-0	0-0	0	0	0	0	0	0	1	0	1	0	0	4
Team							2	1	3	0		0		1				
Totals				17-49	8-19	22-25	6	19	25	18	18	64	10	16	7	4	9	-10

Major Fouls: NONE

Shooting By Period		
1st FG%	5-12	41.7%
3PT%	2-5	40.0%
FT%	2-4	50%
2nd FG%	5-10	50.0%
3PT%	3-4	75.0%
FT%	6-6	100%
3rd FG%	2-11	18.2%
3PT%	1-3	33.3%
FT%	9-10	90%
4th FG%	5-16	31.3%
3PT%	2-7	28.6%
FT%	5-5	100%
GM FG%	17-49	34.7%
3PT%	8-19	42.1%
FT%	22-25	88.0%

Dead Ball Rebounds: 2, 0

Eastern Ky. - 74 Record: 7-1

NO.	Name		Min	FG M-A	3P M-A	FT M-A	Rebounds OR	DR	TOT	Fouls PF	FD	TP	AS	TO	ST	Blocks BS	BA	+/-
4	Joseana Vaz	F	20:52	5-12	1-2	1-2	0	4	4	4	4	12	0	6	2	1	0	-5
32	Ella Bradley	F	32:33	2-6	0-2	0-0	1	3	4	2	1	4	1	0	0	3	0	12
10	Kenleigh Woods	G	29:16	3-3	2-2	2-2	0	0	0	2	2	10	0	1	1	0	0	7
11	Althea Kara Angeles	G	39:24	3-6	0-0	5-6	1	5	6	3	3	11	8	7	3	1	1	8
31	Liz Freihofer	G	39:10	5-9	0-0	2-3	2	6	8	4	2	12	3	1	1	3	2	10
24	Kailani Lindsey		20:46	4-7	0-0	1-2	1	5	6	3	3	9	1	0	0	1	1	11
50	Ndidiamaka Ndukwe		06:58	2-4	1-3	2-2	0	0	0	0	1	7	0	0	1	0	0	4
22	Madison Lewis		09:37	3-5	0-0	3-4	0	0	0	0	2	9	0	1	1	0	0	0
2	Love Mays		01:01	0-0	0-0	0-0	0	0	0	0	0	0	0	0	0	0	0	1
23	Jasmine Jordan		00:24	0-0	0-0	0-0	0	0	0	0	0	0	0	0	0	0	0	2
Team							2	4	6	0		0		1				
Totals				27-52	4-9	16-21	7	27	34	18	18	74	13	17	9	9	4	10

Major Fouls: NONE

Shooting By Period		
1st FG%	8-12	66.7%
3PT%	1-2	50.0%
FT%	2-3	66.7%
2nd FG%	7-12	58.3%
3PT%	1-3	33.3%
FT%	2-4	50%
3rd FG%	6-15	40.0%
3PT%	0-0	0.0%
FT%	4-4	100%
4th FG%	6-13	46.2%
3PT%	2-4	50.0%
FT%	8-10	80%
GM FG%	27-52	51.9%
3PT%	4-9	44.4%
FT%	16-21	76.2%

Dead Ball Rebounds: 4, 0

	AWP	EKU
Biggest lead	3 (1st 6:56)	11 (4th 3:58)
Best Scoring Run	6 (1st 6:56)	8 (3rd 3:52)
Lead Changes	9	
Times Tied	5	
Time with Lead	02:14	34:28

Points from	AWP	EKU
Turnovers	19	13
Paint	14	42
Second Chance	2	9
Fast Breaks	8	6
Bench	5	25

Period by Period Scoring	1st	2nd	3rd	4th	TOT
AWP	14	19	14	17	64
EKU	19	17	16	22	74

ARMY 64, EKU 74

7

Official Basketball Box Score - Final

Army West Point at Saint Peter's

12/03/25 Yanitelli Center, Jersey City
2025-26 Women's Basketball

Game Time: 11:00 AM
Game Duration: 1:55
Attendance: 673

Officials:

Army West Point - 65 Record: 6-2

NO.	Name		Min	FG M-A	3P M-A	FT M-A	Rebounds OR	DR	TOT	Fouls PF	FD	TP	AS	TO	ST	Blocks BS	BA	+/-
22	Taylor Wilson	F	29:26	4-9	0-3	0-0	1	1	2	2	0	8	4	2	0	1	0	15
30	Kya Smith	F	32:50	5-12	0-0	7-9	6	9	15	3	9	17	3	2	2	0	1	23
3	Brooke Wilson	G	26:08	3-3	2-2	0-0	1	4	5	3	0	8	0	1	1	1	0	11
20	Camryn Tade	G	24:23	2-5	2-3	0-0	3	3	6	2	1	6	3	0	1	0	0	22
21	Reese Ericson	G	31:55	5-15	5-14	0-0	1	0	1	3	2	15	2	2	0	0	0	19
35	Soleil Montrose		17:18	0-6	0-4	0-0	1	0	1	1	1	0	1	1	1	0	0	14
4	Stella Chartrand		11:57	0-2	0-1	0-0	0	1	1	0	0	0	0	1	0	0	0	7
10	Reganne Reardon		13:55	3-4	0-0	0-0	2	2	4	2	1	6	1	4	0	0	0	-3
2	Audrey Annee		07:38	1-3	1-3	2-2	0	0	0	0	1	5	0	0	0	0	0	-4
11	Kelly Cramer		02:15	0-0	0-0	0-0	0	1	1	1	1	0	0	0	0	0	0	3
12	Jane Preston		02:15	0-0	0-0	0-0	0	0	0	0	0	0	1	0	0	0	0	3
Team							1	1	2	0		0		1				
Totals				23-59	10-30	9-11	16	22	38	17	16	65	15	14	5	1	1	22

Major Fouls: NONE

Shooting By Period		
1st FG%	6-16	37.5%
3PT%	2-9	22.2%
FT%	1-1	100%
2nd FG%	6-15	40.0%
3PT%	3-9	33.3%
FT%	1-2	50%
3rd FG%	6-14	42.9%
3PT%	3-8	37.5%
FT%	1-1	100%
4th FG%	5-14	35.7%
3PT%	2-4	50.0%
FT%	6-7	85.7%
GM FG%	23-59	39.0%
3PT%	10-30	33.3%
FT%	9-11	81.8%

Dead Ball Rebounds: 1, 0

Saint Peter's - 43 Record: 1-6

NO.	Name		Min	FG M-A	3P M-A	FT M-A	Rebounds OR	DR	TOT	Fouls PF	FD	TP	AS	TO	ST	Blocks BS	BA	+/-
13	De'Naya Rippey	F	32:25	6-11	0-2	3-4	0	5	5	4	4	15	0	3	2	0	0	-19
14	Carys Roy	C	11:48	0-1	0-0	1-2	1	1	2	2	2	1	1	1	1	1	0	-9
1	Nikola Zdenkova	G	23:18	1-4	1-4	0-0	0	1	1	0	0	3	0	1	0	0	0	-16
3	Louella Allana	G	33:14	0-3	0-1	0-0	0	1	1	0	1	0	1	3	1	0	0	-16
15	Layla Laws	G	27:03	3-6	1-2	0-0	1	5	6	3	0	7	0	2	0	0	0	-13
25	Eszter Turi		19:29	2-7	0-1	3-6	5	3	8	0	3	7	0	2	2	0	0	-8
0	Laila Grant		15:55	0-1	0-0	2-2	0	2	2	3	2	2	0	0	0	0	0	-12
4	Jayshlynn Vega		14:11	1-4	0-0	0-2	0	0	0	3	3	2	0	1	0	0	0	-13
7	Jineen Ayyash		09:36	0-1	0-1	0-0	0	2	2	1	1	0	0	0	0	0	0	-6
2	Jada Mills		07:34	2-4	0-0	2-2	0	0	0	0	1	6	2	0	0	0	0	3
20	Reilly Sunday		03:12	0-1	0-0	0-0	0	0	0	0	0	0	0	0	0	0	1	2
22	Sierra Patricio		02:15	0-0	0-0	0-0	0	0	0	0	0	0	0	0	0	0	0	-3
Team							1	1	2	0		0		2				
Totals				15-43	2-11	11-18	8	21	29	16	17	43	4	15	6	1	1	-22

Major Fouls: NONE

Shooting By Period		
1st FG%	3-9	33.3%
3PT%	1-5	20.0%
FT%	1-6	16.7%
2nd FG%	3-10	30.0%
3PT%	0-2	0.0%
FT%	3-4	75%
3rd FG%	4-8	50.0%
3PT%	1-3	33.3%
FT%	5-6	83.3%
4th FG%	5-16	31.3%
3PT%	0-1	0.0%
FT%	2-2	100%
GM FG%	15-43	34.9%
3PT%	2-11	18.2%
FT%	11-18	61.1%

Dead Ball Rebounds: 5, 0

	ARM	SPU
Biggest lead	23 (4th 5:03)	1 (1st 7:18)
Best Scoring Run	9 (1st 3:58)	7 (1st 2:00)
Lead Changes	1	
Times Tied	0	
Time with Lead	37:04	00:14

Points from	ARM	SPU
Turnovers	23	17
Paint	26	18
Second Chance	24	8
Fast Breaks	0	1
Bench	11	17

Period by Period Scoring	1st	2nd	3rd	4th	TOT
ARM	15	16	16	18	65
SPU	8	9	14	12	43

8

ARMY 65, SAINT PETER'S 43

BOX SCORES

Official Basketball Box Score - Final
Massachusetts at Army West Point
12/06/25 Christl Arena, West Point, N.Y.
2025-26 Women's Basketball

Game Time: 12:00 PM
Game Duration: 1:50
Attendance: 732

Officials: Maggie Tieman, Brandon Enterline, Rob Fessler

Massachusetts - 61 Record: 7-1

NO.	Name		Min	FG M-A	3P M-A	FT M-A	Rebounds OR	DR	TOT	Fouls PF	FD	TP	AS	TO	ST	Blocks BS	BA	+/-
11	Megan Olbrys	F	38:25	6-9	0-0	4-6	2	7	9	3	6	16	5	4	1	0	0	-3
2	Chinenye Odenigbo	C	19:35	4-7	0-0	0-0	2	2	4	5	0	8	1	2	1	1	0	-6
10	Yahmani McKayle	G	37:41	6-14	1-5	0-0	0	5	5	2	1	13	5	4	1	1	0	-6
24	Allie Palmieri	G	36:44	2-13	1-6	0-0	1	2	3	0	2	5	3	1	3	0	0	-1
33	Ayanna Franks	G	35:49	2-8	0-1	1-1	2	1	3	0	2	5	1	1	2	0	1	-4
4	Lilly Ferguson		20:56	3-6	0-1	0-0	2	3	5	2	1	6	2	0	0	0	0	0
3	Aiyanna Perkins		09:46	3-3	2-2	0-0	0	1	1	0	0	8	0	0	0	0	0	2
30	Jess Ross		01:04	0-0	0-0	0-0	0	0	0	0	0	0	0	0	0	0	0	3
Team							0	3	3	0		0		2				
Totals				26-60	4-15	5-7	9	24	33	12	12	61	17	14	8	2	1	-3

Major Fouls: NONE

Shooting By Period		
1st FG%	8-14	57.1%
3PT%	2-3	66.7%
FT%	0-0	0%
2nd FG%	5-14	35.7%
3PT%	1-3	33.3%
FT%	0-0	0%
3rd FG%	5-13	38.5%
3PT%	0-1	0.0%
FT%	3-3	100%
4th FG%	8-19	42.1%
3PT%	1-8	12.5%
FT%	2-4	50%
GM FG%	26-60	43.3%
3PT%	4-15	26.7%
FT%	5-7	71.4%

Dead Ball Rebounds: 2, 0

Army West Point - 64 Record: 7-2

NO.	Name		Min	FG M-A	3P M-A	FT M-A	Rebounds OR	DR	TOT	Fouls PF	FD	TP	AS	TO	ST	Blocks BS	BA	+/-
22	Taylor Wilson	F	26:38	1-6	1-2	2-2	0	3	3	2	3	5	1	3	0	1	1	-2
30	Kya Smith	F	29:01	4-7	0-1	8-9	3	6	9	4	5	16	1	1	4	0	0	12
3	Brooke Wilson	G	24:25	1-5	1-5	4-4	0	2	2	1	3	7	3	4	2	0	1	3
20	Camryn Tade	G	36:40	3-7	2-4	0-0	0	4	4	2	0	8	5	2	2	0	0	-1
21	Reese Ericson	G	38:09	4-8	4-8	0-2	0	1	1	1	1	12	5	2	0	0	0	-1
35	Soleil Montrose		12:29	2-5	1-3	0-0	0	1	1	0	0	5	1	2	0	0	0	4
10	Reganne Reardon		26:28	5-8	1-2	0-0	0	2	2	1	0	11	0	0	0	0	0	-1
2	Audrey Annee		01:51	0-1	0-1	0-0	0	0	0	0	0	0	0	0	0	0	0	4
4	Stella Chartrand		04:19	0-1	0-1	0-0	0	1	1	1	0	0	0	1	0	0	0	-3
Team							3	5	8	0		0		1				
Totals				20-48	10-27	14-17	6	25	31	12	12	64	16	16	8	1	2	3

Major Fouls: NONE

Shooting By Period		
1st FG%	5-14	35.7%
3PT%	5-10	50.0%
FT%	0-0	0%
2nd FG%	3-13	23.1%
3PT%	2-8	25.0%
FT%	4-4	100%
3rd FG%	5-11	45.5%
3PT%	3-7	42.9%
FT%	3-4	75%
4th FG%	7-10	70.0%
3PT%	0-2	0.0%
FT%	7-9	77.8%
GM FG%	20-48	41.7%
3PT%	10-27	37.0%
FT%	14-17	82.4%

Dead Ball Rebounds: 1, 0

	UMASS	ARMY
Biggest lead	6 (1st 0:55)	5 (4th 8:28)
Best Scoring Run	8 (1st 0:55)	8 (3rd 1:56)
Lead Changes	15	
Times Tied	10	
Time with Lead	21:08	11:37

Points from	UMASS	ARMY
Turnovers	16	20
Paint	32	20
Second Chance	9	8
Fast Breaks	2	6
Bench	14	16

Period by Period Scoring	1st	2nd	3rd	4th	TOT
UMASS	18	11	13	19	61
ARMY	15	12	16	21	64

ARMY 64, UMASS 61

9

Official Basketball Box Score - Final
Army West Point at Cornell
12/09/25 Newman Arena, Ithaca
2025-26 Women's Basketball

Game Time: 7:00 PM
Game Duration: 1:50
Attendance: 123

Officials: John Capolino, Cynthia Do, Branden Appe

Army West Point - 76 Record: 8-2

NO.	Name		Min	FG M-A	3P M-A	FT M-A	Rebounds OR	DR	TOT	Fouls PF	FD	TP	AS	TO	ST	Blocks BS	BA	+/-
22	Taylor Wilson	F	29:35	6-10	2-3	2-3	1	1	2	2	2	16	1	0	4	3	1	4
30	Kya Smith	F	34:39	3-6	0-0	1-1	4	7	11	3	1	7	2	3	0	0	0	21
3	Brooke Wilson	G	22:10	0-2	0-1	2-2	0	4	4	4	1	2	3	2	0	0	0	10
20	Camryn Tade	G	34:26	6-6	1-1	4-4	2	3	5	1	3	17	6	3	2	0	0	23
21	Reese Ericson	G	33:06	6-12	5-11	0-0	0	1	1	1	1	17	3	3	0	0	0	15
10	Reganne Reardon		21:58	6-10	0-1	0-1	1	4	5	2	1	12	2	2	0	0	0	26
35	Soleil Montrose		16:34	1-4	1-2	0-0	0	1	1	1	0	3	2	2	0	0	0	16
4	Stella Chartrand		06:26	0-0	0-0	0-0	0	1	1	0	0	0	0	0	0	0	0	1
11	Kelly Cramer		00:33	1-1	0-0	0-0	0	0	0	0	0	2	0	0	0	0	0	2
12	Jane Preston		00:33	0-0	0-0	0-0	0	0	0	0	0	0	0	0	0	0	0	2
Team							2	0	2	0		0		0				
Totals				29-51	9-19	9-11	10	22	32	14	9	76	19	15	6	3	1	24

Major Fouls: NONE

Shooting By Period		
1st FG%	8-17	47.1%
3PT%	3-7	42.9%
FT%	1-1	100%
2nd FG%	6-7	85.7%
3PT%	2-2	100.0%
FT%	1-2	50%
3rd FG%	7-13	53.8%
3PT%	1-5	20.0%
FT%	1-2	50%
4th FG%	8-14	57.1%
3PT%	3-5	60.0%
FT%	6-6	100%
GM FG%	29-51	56.9%
3PT%	9-19	47.4%
FT%	9-11	81.8%

Dead Ball Rebounds: 0, 0

Cornell - 52 Record: 4-7

NO.	Name		Min	FG M-A	3P M-A	FT M-A	Rebounds OR	DR	TOT	Fouls PF	FD	TP	AS	TO	ST	Blocks BS	BA	+/-
32	Emily Pape	F	18:49	0-3	0-2	0-0	0	2	2	0	0	0	2	1	3	1	0	0
5	Rachel Kaus	G	33:08	7-16	0-1	4-4	1	4	5	2	3	18	1	3	0	0	2	-17
21	Kelsey Langston	G	37:47	0-4	0-1	0-0	2	2	4	3	4	0	3	1	1	0	1	-20
22	Clarke Jackson	G	30:36	5-10	0-0	0-2	1	1	2	1	1	10	2	0	0	0	0	-10
33	Paige Engels	G	38:17	4-7	0-1	3-4	0	2	2	1	4	11	1	1	3	0	0	-24
11	Grace Renners		13:34	2-2	1-1	0-0	0	1	1	0	0	5	0	0	1	0	0	-11
25	Ally Pape		13:29	2-5	0-3	2-2	0	1	1	2	2	6	0	1	0	0	0	-16
12	Audrey Chen		09:54	1-3	0-0	0-0	1	0	1	0	0	2	2	2	0	0	0	-14
10	Ashley Childers		02:13	0-0	0-0	0-0	0	0	0	0	0	0	0	1	0	0	0	-4
20	Willa Chinn		02:13	0-1	0-0	0-0	0	0	0	0	0	0	0	1	1	0	0	-4
Team							3	1	4	0		0		0				
Totals				21-51	1-9	9-12	8	14	22	9	14	52	11	11	9	1	3	-24

Major Fouls: NONE

Shooting By Period		
1st FG%	8-13	61.5%
3PT%	0-1	0.0%
FT%	4-4	100%
2nd FG%	6-12	50.0%
3PT%	0-3	0.0%
FT%	2-2	100%
3rd FG%	3-15	20.0%
3PT%	0-2	0.0%
FT%	0-2	0%
4th FG%	4-11	36.4%
3PT%	1-3	33.3%
FT%	3-4	75%
GM FG%	21-51	41.2%
3PT%	1-9	11.1%
FT%	9-12	75.0%

Dead Ball Rebounds: 3, 0

	AWP	COR
Biggest lead	24 (4th 0:00)	7 (1st 4:27)
Best Scoring Run	13 (3rd 2:02)	6 (1st 4:27)
Lead Changes	11	
Times Tied	7	
Time with Lead	20:02	14:13

Points from	AWP	COR
Turnovers	16	14
Paint	38	36
Second Chance	18	10
Fast Breaks	6	2
Bench	17	13

Period by Period Scoring	1st	2nd	3rd	4th	TOT
AWP	20	15	16	25	76
COR	20	14	6	12	52

ARMY 76, CORNELL 52

10

Official Basketball Box Score - Final
Howard at Army West Point
12/29/25 Christl Arena, West Point, N.Y.
2025-26 Women's Basketball

Game Time: 12:00 PM
Game Duration: 2:05
Attendance: 669

Officials: Ed Sidlasky, Ryan Durham, Brandon Enterline

Howard - 56 Record: 10-6

NO.	Name		Min	FG M-A	3P M-A	FT M-A	Rebounds OR	DR	TOT	Fouls PF	FD	TP	AS	TO	ST	Blocks BS	BA	+/-
11	Sa'Iah Hemingway	F	17:54	0-0	0-0	0-0	2	3	5	2	0	0	0	0	1	0	0	-2
24	Zennia Thomas	F	23:29	2-8	0-0	0-0	3	1	4	4	2	4	0	2	0	1	0	-7
25	Nile Miller	F	31:19	5-11	0-0	4-6	3	5	8	5	4	14	0	1	2	1	1	-8
4	Ariella Henigan	G	28:43	2-10	0-3	7-11	1	2	3	2	8	11	2	2	1	0	0	-7
23	Zoe Stewart	G	34:43	6-18	0-5	2-2	0	3	3	4	2	14	3	3	2	0	0	-7
5	Destiny Bynum-Johnson		30:25	3-8	0-3	0-0	1	5	6	1	0	6	0	0	2	0	0	-6
15	April Edwards		08:12	0-3	0-0	0-0	0	0	0	0	0	0	0	1	0	0	1	0
21	Rayne Durant		12:07	0-1	0-0	0-0	0	2	2	1	0	0	0	1	0	0	0	0
12	Dally Moreno		08:57	3-5	0-1	1-2	0	0	0	3	1	7	1	0	1	0	0	-2
6	Emma NuQuay		02:21	0-1	0-0	0-0	0	0	0	0	0	0	0	0	0	0	0	-3
14	Jada Kendrick		00:44	0-0	0-0	0-0	0	0	0	0	0	0	0	0	0	0	0	2
34	Jenesis Perrin		01:06	0-0	0-0	0-0	0	0	0	0	0	0	0	0	0	0	0	0
Team							2	3	5	0		0		0				
Totals				21-65	0-12	14-21	12	24	36	22	17	56	6	10	9	2	2	-8

Major Fouls: NONE

Shooting By Period		
1st FG%	3-16	18.8%
3PT%	0-0	0.0%
FT%	3-4	75%
2nd FG%	9-19	47.4%
3PT%	0-6	0.0%
FT%	0-0	0%
3rd FG%	3-11	27.3%
3PT%	0-1	0.0%
FT%	4-8	50%
4th FG%	6-19	31.6%
3PT%	0-5	0.0%
FT%	7-9	77.8%
GM FG%	21-65	32.3%
3PT%	0-12	0.0%
FT%	14-21	66.7%

Dead Ball Rebounds: 3, 2

Army West Point - 64 Record: 9-2

NO.	Name		Min	FG M-A	3P M-A	FT M-A	Rebounds OR	DR	TOT	Fouls PF	FD	TP	AS	TO	ST	Blocks BS	BA	+/-
22	Taylor Wilson	F	27:05	2-13	1-8	2-2	1	3	4	2	1	7	0	3	1	0	0	0
30	Kya Smith	F	37:23	6-10	0-1	15-15	8	14	22	2	13	27	2	3	2	1	1	14
3	Brooke Wilson	G	26:30	0-0	0-0	3-4	0	5	5	4	4	3	2	6	1	0	0	1
20	Camryn Tade	G	36:27	3-8	0-2	2-2	0	4	4	2	1	8	5	1	0	1	0	5
21	Reese Ericson	G	36:38	3-10	2-8	1-2	0	2	2	1	1	9	1	3	0	0	0	13
35	Soleil Montrose		14:14	1-3	1-2	1-2	0	0	0	2	2	4	1	0	2	0	1	3
10	Reganne Reardon		12:52	3-7	0-1	0-0	0	2	2	4	0	6	1	1	0	0	0	-2
33	Fiona Hastick		08:51	0-2	0-1	0-0	0	1	1	0	0	0	1	0	0	0	0	6
Team							0	3	3	0		0		0				
Totals				18-53	4-23	24-27	9	34	43	17	22	64	13	17	6	2	2	8

Major Fouls: NONE

Shooting By Period		
1st FG%	4-17	23.5%
3PT%	1-9	11.1%
FT%	4-4	100%
2nd FG%	6-12	50.0%
3PT%	2-4	50.0%
FT%	4-4	100%
3rd FG%	3-12	25.0%
3PT%	0-3	0.0%
FT%	6-7	85.7%
4th FG%	5-12	41.7%
3PT%	1-7	14.3%
FT%	10-12	83.3%
GM FG%	18-53	34.0%
3PT%	4-23	17.4%
FT%	24-27	88.9%

Dead Ball Rebounds: 3, 2

	HU	ARMY
Biggest lead	0 (1st 10:00)	10 (2nd 2:59)
Best Scoring Run	8 (3rd 8:58)	7 (2nd 2:59)
Lead Changes	0	
Times Tied	2	
Time with Lead	00:00	37:26

Points from	HU	ARMY
Turnovers	16	10
Paint	34	24
Second Chance	11	9
Fast Breaks	6	11
Bench	13	10

Period by Period Scoring	1st	2nd	3rd	4th	TOT
HU	9	18	10	19	56
ARMY	13	18	12	21	64

ARMY 64, HOWARD 58

11

Official Basketball Box Score - Final
Lehigh at Army West Point
12/31/25 Christl Arena, West Point, N.Y.
2025-26 Women's Basketball

Game Time: 1:00 PM
Game Duration: 2:01
Attendance: 736

Officials: Ken Kelly, Katlyn Tortorice, Josh Hall

Lehigh - 77 Record: 5-7 (1-0)

NO.	Name		Min	FG M-A	3P M-A	FT M-A	Rebounds OR	DR	TOT	Fouls PF	FD	TP	AS	TO	ST	Blocks BS	BA	+/-
30	Whitney Lind	F	25:14	4-9	3-5	7-8	0	1	1	2	4	18	1	0	1	0	1	12
34	Lily Fandre	F	32:52	5-12	3-5	5-5	1	2	3	2	5	18	3	6	1	0	0	15
15	Jessie Ozzauto	G	31:56	2-5	1-3	1-2	0	2	2	4	3	6	2	3	2	0	0	6
23	Gracyn Lovette	G	37:13	1-3	0-1	2-2	1	4	5	3	3	4	4	3	3	2	1	9
32	Leia Edwards		29:47	4-5	0-0	2-2	1	5	6	4	1	10	4	0	1	0	0	14
12	Belle Bramer		23:07	5-6	1-2	5-6	1	0	1	1	5	16	1	1	1	1	1	8
5	Alana Reddy		11:36	1-2	1-2	2-2	0	0	0	2	1	5	0	0	0	0	0	-2
33	Elizabeth Mjaanes		07:20	0-0	0-0	0-0	0	2	2	0	1	0	0	1	0	1	0	1
3	Sibelle Zambie		00:23	0-0	0-0	0-0	0	0	0	0	0	0	0	0	1	0	0	-4
19	Myrto Lianoudi		00:32	0-0	0-0	0-0	0	0	0	0	0	0	0	1	0	0	0	-4
Team							0	3	3	0		0		0				
Totals				22-42	9-18	24-27	4	19	23	18	23	77	15	16	9	4	3	11

Major Fouls: NONE

Shooting By Period		
1st FG%	6-15	40.0%
3PT%	3-7	42.9%
FT%	0-0	0%
2nd FG%	6-7	85.7%
3PT%	3-3	100.0%
FT%	8-10	80%
3rd FG%	3-10	30.0%
3PT%	1-5	20.0%
FT%	11-12	91.7%
4th FG%	7-10	70.0%
3PT%	2-3	66.7%
FT%	5-5	100%
GM FG%	22-42	52.4%
3PT%	9-18	50.0%
FT%	24-27	88.9%

Dead Ball Rebounds: 1, 0

Army West Point - 66 Record: 9-3 (0-1)

NO.	Name		Min	FG M-A	3P M-A	FT M-A	Rebounds OR	DR	TOT	Fouls PF	FD	TP	AS	TO	ST	Blocks BS	BA	+/-
22	Taylor Wilson	F	32:50	6-12	2-6	6-6	0	3	3	3	4	20	0	0	0	1	1	-13
30	Kya Smith	F	36:00	8-13	0-0	2-5	8	5	13	4	5	18	6	3	0	0	2	-8
3	Brooke Wilson	G	23:51	0-4	0-1	0-0	1	3	4	4	1	0	1	2	2	1	0	-15
20	Camryn Tade	G	27:34	4-6	1-2	7-8	2	4	6	4	5	16	3	2	1	1	0	7
21	Reese Ericson	G	37:12	1-6	0-3	0-0	0	1	1	2	1	2	4	4	1	0	1	-5
35	Soleil Montrose		12:58	0-3	0-2	0-0	0	0	0	1	0	0	0	2	0	0	0	-13
10	Reganne Reardon		22:32	3-8	0-1	4-4	1	2	3	4	2	10	0	1	1	0	0	-5
33	Fiona Hastick		05:58	0-3	0-1	0-0	1	0	1	1	0	0	1	1	2	0	0	-2
4	Stella Chartrand		01:06	0-0	0-0	0-0	0	0	0	0	0	0	0	0	0	0	0	-1
Team							1	0	1	0		0		0				
Totals				22-55	3-16	19-23	14	18	32	23	18	66	15	15	7	3	4	-11

Major Fouls: NONE

Shooting By Period		
1st FG%	5-14	35.7%
3PT%	1-3	33.3%
FT%	1-2	50%
2nd FG%	4-16	25.0%
3PT%	0-5	0.0%
FT%	3-4	75%
3rd FG%	6-9	66.7%
3PT%	0-3	0.0%
FT%	12-14	85.7%
4th FG%	7-16	43.8%
3PT%	2-5	40.0%
FT%	3-3	100%
GM FG%	22-55	40.0%
3PT%	3-16	18.8%
FT%	19-23	82.6%

Dead Ball Rebounds: 4, 0

	LEHIGH	ARMY
Biggest lead	15 (2nd 0:20)	2 (1st 9:27)
Best Scoring Run	8 (2nd 3:18)	6 (3rd 6:22)
Lead Changes	3	
Times Tied	2	
Time with Lead	37:14	00:59

Points from	LEHIGH	ARMY
Turnovers	14	14
Paint	26	32
Second Chance	5	12
Fast Breaks	8	2
Bench	21	10

Period by Period Scoring	1st	2nd	3rd	4th	TOT
LEHIGH	15	23	18	21	77
ARMY	12	11	24	19	66

ARMY 66, LEHIGH 77

12

BOX SCORES

Official Basketball Box Score - Final
Army West Point at Colgate
01/03/26 Cotterell Court, Hamilton
2025-26 Women's Basketball

Game Time: 2:00 PM
Game Duration: 1:38
Attendance: 168

Officials: Kevin George, Erika Herriman, Rob Fessler

Army West Point - 81 — **Record: 10-3 (1-1)**

NO.	Name		Min	FG M-A	3P M-A	FT M-A	Rebounds OR	DR	TOT	Fouls PF	FD	TP	AS	TO	ST	Blocks BS	BA	+/-
22	Taylor Wilson	F	24:54	8-12	0-0	1-3	6	5	11	0	3	17	2	2	1	1	2	21
30	Kya Smith	F	22:31	2-4	0-0	5-6	0	7	7	1	4	9	1	1	3	0	0	28
3	Brooke Wilson	G	20:05	3-4	1-1	1-1	0	2	2	2	1	8	5	3	1	0	0	18
20	Camryn Tade	G	24:09	4-11	2-5	2-2	1	1	2	1	1	12	1	1	0	1	0	25
21	Reese Ericson	G	23:29	4-7	2-5	0-0	0	2	2	1	0	10	2	0	2	0	0	24
35	Soleil Montrose		15:03	4-7	0-1	0-0	0	1	1	1	0	8	1	2	2	1	0	8
10	Reganne Reardon		20:13	4-5	0-1	3-4	2	3	5	1	3	11	1	1	0	0	0	16
4	Stella Chartrand		16:23	1-5	0-2	0-0	0	3	3	1	0	2	1	0	0	0	0	16
33	Fiona Hastick		19:41	1-2	0-0	0-0	0	1	1	2	0	2	2	1	0	0	0	16
2	Audrey Annee		05:50	0-0	0-0	1-2	1	1	2	0	1	1	0	0	0	0	0	-2
11	Kelly Cramer		02:34	0-1	0-1	0-0	0	0	0	0	0	0	0	0	0	0	0	-4
12	Jane Preston		02:34	0-0	0-0	1-2	0	2	2	0	1	1	0	0	1	0	0	-3
15	Landry Sherrer		02:34	0-2	0-0	0-0	0	0	0	0	0	0	0	0	0	0	0	-3
Team							4	1	5	0		0		0				
Totals				31-60	5-16	14-20	14	29	43	10	14	81	16	11	10	3	2	32

Major Fouls: NONE

Shooting By Period		
1st FG%	8-14	57.1%
3PT%	1-4	25.0%
FT%	3-4	75%
2nd FG%	7-17	41.2%
3PT%	2-4	50.0%
FT%	6-6	100%
3rd FG%	10-13	76.9%
3PT%	1-2	50.0%
FT%	1-3	33.3%
4th FG%	6-16	37.5%
3PT%	1-6	16.7%
FT%	4-7	57.1%
GM FG%	31-60	51.7%
3PT%	5-16	31.3%
FT%	14-20	70.0%

Dead Ball Rebounds: 5, 0

Colgate - 49 — **Record: 5-8 (1-1)**

NO.	Name		Min	FG M-A	3P M-A	FT M-A	Rebounds OR	DR	TOT	Fouls PF	FD	TP	AS	TO	ST	Blocks BS	BA	+/-
0	Amarah Streiff	F	29:48	3-10	3-9	0-0	0	0	0	2	2	9	0	1	2	1	0	-27
2	Christina Midgette	G	27:37	2-6	0-0	2-2	4	0	4	1	2	6	0	0	1	0	1	-35
4	Madison Schiller	G	31:41	1-6	0-4	0-0	1	4	5	0	2	2	3	4	1	0	0	-32
25	Ella Meabon	G	31:15	5-14	0-0	0-0	0	4	4	2	0	10	4	3	1	0	1	-38
41	Abbey Ferguson	G	27:54	0-2	0-0	0-0	1	4	5	3	1	0	1	1	3	0	0	-18
20	Taye Matthews		17:49	4-9	1-2	1-2	0	0	0	2	2	10	0	2	1	1	1	-11
12	Laila Hankerson		09:43	2-2	2-2	0-0	0	0	0	1	0	6	2	2	0	0	0	-4
21	Lara Cook		07:01	0-1	0-1	0-0	0	0	0	1	0	0	0	0	0	0	0	-6
44	Grace Klag		07:53	1-4	0-0	0-0	0	1	1	2	0	2	2	1	0	0	0	-1
8	Kennedy Parrott		03:52	1-3	0-0	2-2	0	1	1	0	1	4	1	0	0	0	0	3
3	Ella Mahaffey		03:20	0-1	0-1	0-0	0	0	0	0	0	0	0	0	0	0	0	5
34	Karena Eberts		02:07	0-1	0-0	0-0	2	2	4	0	0	0	0	0	0	0	0	4
Team							3	0	3	0		0		1				
Totals				19-59	6-19	5-6	11	16	27	14	10	49	13	15	9	2	3	-32

Major Fouls: NONE

Shooting By Period		
1st FG%	5-12	41.7%
3PT%	0-0	0.0%
FT%	0-0	0%
2nd FG%	2-14	14.3%
3PT%	1-6	16.7%
FT%	0-0	0%
3rd FG%	5-15	33.3%
3PT%	2-7	28.6%
FT%	2-2	100%
4th FG%	7-18	38.9%
3PT%	3-6	50.0%
FT%	3-4	75%
GM FG%	19-59	32.2%
3PT%	6-19	31.6%
FT%	5-6	83.3%

Dead Ball Rebounds: 1, 0

	ARM	COL
Biggest lead	38 (4th 5:30)	0 (1st 10:00)
Best Scoring Run	14 (2nd 6:42)	5 (3rd 1:56)
Lead Changes	0	
Times Tied	1	
Time with Lead	39:01	00:00

Points from	ARM	COL
Turnovers	17	21
Paint	50	22
Second Chance	16	10
Fast Breaks	6	2
Bench	25	22

Period by Period Scoring	1st	2nd	3rd	4th	TOT
ARM	20	22	22	17	81
COL	10	5	14	20	49

ARMY 81, COLGATE 49

13

Official Basketball Box Score - Final
Army West Point at Loyola Maryland
01/07/26 Reitz Arena, Baltimore
2025-26 Women's Basketball

Game Time: 7:00 PM
Game Duration: 2:02
Attendance: 205

Officials: Doug Knight, Gina Catanzariti, Trevor Inouye

Army West Point - 71 — **Record: 11-3 (2-1)**

NO.	Name		Min	FG M-A	3P M-A	FT M-A	Rebounds OR	DR	TOT	Fouls PF	FD	TP	AS	TO	ST	Blocks BS	BA	+/-
22	Taylor Wilson	F	33:20	3-12	0-5	2-2	0	2	2	4	4	8	3	2	1	0	0	7
30	Kya Smith	F	28:31	1-2	0-0	1-2	4	8	12	4	2	3	7	3	0	0	0	5
3	Brooke Wilson	G	24:50	1-4	0-2	6-6	0	3	3	5	5	8	4	3	1	0	0	3
20	Camryn Tade	G	28:24	8-14	3-7	7-10	1	3	4	2	7	26	1	1	2	1	1	11
21	Reese Ericson	G	34:41	4-7	4-7	0-0	0	2	2	0	1	12	2	2	1	0	0	9
10	Reganne Reardon		22:36	4-11	1-2	1-2	3	3	6	3	2	10	0	1	2	0	1	8
35	Soleil Montrose		10:40	1-1	0-0	2-2	0	1	1	2	1	4	0	1	0	0	0	-4
33	Fiona Hastick		14:10	0-5	0-3	0-0	0	1	1	3	0	0	0	0	0	0	0	-10
4	Stella Chartrand		02:49	0-0	0-0	0-0	0	0	0	0	0	0	0	0	0	0	0	-4
Team							3	0	3	0		0		1				
Totals				22-56	8-26	19-24	11	23	34	23	22	71	17	14	7	1	2	5

Major Fouls: NONE

Shooting By Period		
1st FG%	8-12	66.7%
3PT%	3-6	50.0%
FT%	0-0	0%
2nd FG%	5-18	27.8%
3PT%	2-9	22.2%
FT%	4-4	100%
3rd FG%	4-14	28.6%
3PT%	1-5	20.0%
FT%	4-4	100%
4th FG%	5-12	41.7%
3PT%	2-6	33.3%
FT%	11-16	68.8%
GM FG%	22-56	39.3%
3PT%	8-26	30.8%
FT%	19-24	79.2%

Dead Ball Rebounds: 4, 1

Loyola Maryland - 66 — **Record: 5-9 (1-2)**

NO.	Name		Min	FG M-A	3P M-A	FT M-A	Rebounds OR	DR	TOT	Fouls PF	FD	TP	AS	TO	ST	Blocks BS	BA	+/-
10	Koi Sims	F	28:15	7-11	0-2	1-4	4	7	11	5	4	15	1	2	1	2	0	-5
11	Lex Therien	F	28:40	7-14	1-2	3-4	4	6	10	3	4	18	3	3	1	0	0	-3
20	Kailey Kalet	G	30:02	0-4	0-1	2-2	1	2	3	4	2	2	3	4	0	0	0	3
22	Sydney Bass	G	27:37	2-6	1-4	1-2	1	2	3	3	2	6	2	0	0	0	0	-17
34	Amandine Amorich	G	25:52	3-10	1-3	6-7	0	2	2	2	5	13	0	0	0	0	0	-10
12	Cristina Garcia		14:14	1-4	0-0	0-0	0	1	1	0	2	2	1	3	0	0	1	-10
33	Gabby Betton		16:40	0-2	0-0	5-6	2	1	3	2	3	5	1	1	1	0	0	7
13	Olivia Shaughnessy		20:51	1-2	1-1	2-2	0	2	2	2	1	5	2	1	2	0	0	5
55	Whitley Watkins		01:50	0-1	0-0	0-0	0	0	0	0	0	0	0	0	0	0	0	0
24	Ally Lovisolo		05:58	0-1	0-0	0-0	0	0	0	1	0	0	0	0	0	0	0	5
Team							2	0	2	0		0		1				
Totals				21-55	4-13	20-27	14	23	37	22	23	66	13	15	5	2	1	-5

Major Fouls: NONE

Shooting By Period		
1st FG%	5-14	35.7%
3PT%	2-3	66.7%
FT%	0-1	0%
2nd FG%	4-14	28.6%
3PT%	0-3	0.0%
FT%	0-0	0%
3rd FG%	5-10	50.0%
3PT%	1-2	50.0%
FT%	7-11	63.6%
4th FG%	7-17	41.2%
3PT%	1-5	20.0%
FT%	13-15	86.7%
GM FG%	21-55	38.2%
3PT%	4-13	30.8%
FT%	20-27	74.1%

Dead Ball Rebounds: 3, 1

	Army	Loyola
Biggest lead	19 (2nd 4:10)	0 (1st 10:00)
Best Scoring Run	14 (2nd 4:10)	7 (1st 3:26)
Lead Changes	0	
Times Tied	0	
Time with Lead	39:48	00:00

Points from	Army	Loyola
Turnovers	13	16
Paint	24	34
Second Chance	7	17
Fast Breaks	10	0
Bench	14	12

Period by Period Scoring	1st	2nd	3rd	4th	TOT
Army	19	16	13	23	71
Loyola	12	8	18	28	66

14

ARMY 71, LOYOLA MARYLAND 66

Official Basketball Box Score - Final
Boston U. at Army West Point
01/10/26 Christl Arena, West Point, N.Y.
2025-26 Women's Basketball

Game Time: 1:00 PM
Game Duration: 1:46
Attendance: 687

Officials: Luis Gonzalez, Ryan Durham, Stephen Brown

Boston U. - 57 — **Record: 4-11 (0-4)**

NO.	Name		Min	FG M-A	3P M-A	FT M-A	Rebounds OR	DR	TOT	Fouls PF	FD	TP	AS	TO	ST	Blocks BS	BA	+/-
20	Anete Adler	F	31:10	8-12	0-0	2-2	1	7	8	4	3	18	2	5	0	1	0	-1
31	Anastasiia Semenova	F	32:48	2-2	1-1	0-0	1	6	7	1	2	5	1	1	0	1	0	-7
5	Aoibhe Gormley	G	23:07	3-4	0-0	4-4	0	4	4	1	3	10	1	0	0	0	0	9
18	Hildur Gunnsteinsdóttir	G	37:29	2-6	2-4	0-0	2	1	3	3	0	6	3	3	0	1	0	-9
21	Audrey Ericksen	G	16:49	1-2	0-1	0-0	0	0	0	2	0	2	2	0	0	0	0	4
12	Bella McLaughlin		25:53	4-5	0-0	2-4	1	1	2	2	4	10	1	1	2	0	0	-17
42	Allison Schwertner		15:50	1-3	0-0	1-2	0	4	4	5	2	3	0	5	0	0	0	-9
14	Inés Monteagudo		08:25	0-2	0-2	0-0	0	1	1	0	0	0	0	0	0	0	0	-4
33	Inez Gallegos		04:34	0-2	0-1	0-0	0	0	0	0	0	0	0	0	0	0	0	5
10	Rose Azmoudeh		03:55	1-1	1-1	0-0	0	0	0	0	0	3	0	0	0	0	0	-6
Team							0	2	2	0		0		3				
Totals				22-39	4-10	9-12	5	26	31	18	14	57	10	18	2	3	0	-7

Major Fouls: NONE

Shooting By Period		
1st FG%	7-12	58.3%
3PT%	2-4	50.0%
FT%	0-0	0%
2nd FG%	5-10	50.0%
3PT%	0-1	0.0%
FT%	2-4	50%
3rd FG%	4-7	57.1%
3PT%	0-1	0.0%
FT%	7-8	87.5%
4th FG%	6-10	60.0%
3PT%	2-4	50.0%
FT%	0-0	0%
GM FG%	22-39	56.4%
3PT%	4-10	40.0%
FT%	9-12	75.0%

Dead Ball Rebounds: 3, 0

Army West Point - 64 — **Record: 12-3 (3-1)**

NO.	Name		Min	FG M-A	3P M-A	FT M-A	Rebounds OR	DR	TOT	Fouls PF	FD	TP	AS	TO	ST	Blocks BS	BA	+/-
22	Taylor Wilson	F	23:17	3-7	0-0	2-2	2	1	3	3	1	8	1	0	0	0	1	5
30	Kya Smith	F	37:49	5-9	1-1	4-5	4	3	7	3	5	15	3	1	0	0	0	3
20	Camryn Tade	G	33:04	5-9	2-3	3-4	1	1	2	0	3	15	5	2	1	0	1	5
21	Reese Ericson	G	38:55	6-11	5-9	0-0	0	1	1	2	2	17	2	0	1	0	0	6
35	Soleil Montrose	G	18:21	0-4	0-2	1-2	0	0	0	0	1	1	1	1	0	0	0	-3
3	Brooke Wilson		14:24	1-2	1-2	0-0	0	0	0	4	5	3	0	1	0	0	0	-5
10	Reganne Reardon		23:03	2-7	0-3	1-2	0	1	1	1	1	5	3	1	0	0	1	15
33	Fiona Hastick		08:33	0-1	0-1	0-0	0	1	1	1	0	0	2	1	1	0	0	11
4	Stella Chartrand		02:34	0-1	0-1	0-0	0	0	0	0	0	0	0	0	0	0	0	-2
Team							0	3	3	0		0		0				
Totals				22-51	9-22	11-15	7	11	18	14	18	64	17	7	3	0	3	7

Major Fouls: NONE

Shooting By Period		
1st FG%	5-15	33.3%
3PT%	3-9	33.3%
FT%	0-0	0%
2nd FG%	2-10	20.0%
3PT%	0-4	0.0%
FT%	5-8	62.5%
3rd FG%	6-15	40.0%
3PT%	2-5	40.0%
FT%	4-4	100%
4th FG%	9-11	81.8%
3PT%	4-4	100.0%
FT%	2-3	66.7%
GM FG%	22-51	43.1%
3PT%	9-22	40.9%
FT%	11-15	73.3%

Dead Ball Rebounds: 0, 1

	BU	ARMY
Biggest lead	14 (3rd 3:56)	10 (4th 0:39)
Best Scoring Run	6 (1st 5:20)	11 (4th 6:07)
Lead Changes	4	
Times Tied	3	
Time with Lead	28:39	08:31

Points from	BU	ARMY
Turnovers	10	23
Paint	30	18
Second Chance	1	6
Fast Breaks	0	3
Bench	16	8

Period by Period Scoring	1st	2nd	3rd	4th	TOT
BU	16	12	15	14	57
ARMY	13	9	18	24	64

ARMY 64, BOSTON U. 57

15

Official Basketball Box Score - Final
Holy Cross at Army West Point
01/14/26 Christl Arena, West Point, N.Y.
2025-26 Women's Basketball

Game Time: 5:00 PM
Game Duration: 1:43
Attendance: 300

Officials: Gina Cross, Alyssa Hanan, Cori Chambers

Holy Cross - 46 — **Record: 9-7 (3-2)**

NO.	Name		Min	FG M-A	3P M-A	FT M-A	Rebounds OR	DR	TOT	Fouls PF	FD	TP	AS	TO	ST	Blocks BS	BA	+/-
4	Meg Cahalan	F	28:18	6-14	0-3	3-3	0	4	4	3	3	15	0	4	1	0	0	-14
5	Kaitlyn Flanagan	G	27:10	2-7	2-5	1-2	0	3	3	2	3	7	5	4	1	1	0	-12
24	Simone Foreman	G	22:07	1-5	0-0	0-0	2	6	8	0	1	2	2	4	1	0	1	-12
32	Kendall Eddy	G	34:43	3-10	1-5	2-2	0	1	1	1	2	9	1	4	1	1	0	-17
33	Mary-Elizabeth Donnelly	G	31:18	2-7	2-6	0-0	1	10	11	2	0	6	1	2	1	3	0	-9
21	Janie Bachmann		20:31	2-3	0-0	0-0	2	3	5	2	1	4	0	2	1	1	0	-12
25	Hannah Griffin		20:56	0-4	0-2	0-0	0	2	2	0	1	0	3	0	1	0	0	-1
13	Asia Wilson		13:04	1-2	0-0	1-2	0	0	0	2	1	3	0	0	0	0	0	-2
22	Simone Lewis		01:53	0-0	0-0	0-0	0	0	0	0	1	0	0	0	0	0	0	4
Team							1	3	4	0		0		1				
Totals				17-52	5-21	7-9	6	32	38	12	13	46	12	21	7	6	1	-15

Major Fouls: NONE

Shooting By Period		
1st FG%	5-16	31.3%
3PT%	1-6	16.7%
FT%	1-1	100%
2nd FG%	3-10	30.0%
3PT%	1-3	33.3%
FT%	1-2	50%
3rd FG%	6-15	40.0%
3PT%	2-6	33.3%
FT%	0-0	0%
4th FG%	3-11	27.3%
3PT%	1-6	16.7%
FT%	5-6	83.3%
GM FG%	17-52	32.7%
3PT%	5-21	23.8%
FT%	7-9	77.8%

Dead Ball Rebounds: 3, 0

Army West Point - 61 — **Record: 13-3 (4-1)**

NO.	Name		Min	FG M-A	3P M-A	FT M-A	Rebounds OR	DR	TOT	Fouls PF	FD	TP	AS	TO	ST	Blocks BS	BA	+/-
22	Taylor Wilson	F	27:03	1-6	1-2	4-4	0	1	1	1	2	7	0	1	3	0	1	12
30	Kya Smith	F	31:43	7-12	1-2	3-3	3	4	7	2	2	18	1	2	5	0	1	17
3	Brooke Wilson	G	27:51	1-4	0-1	5-6	0	1	1	1	3	7	5	3	1	0	1	16
20	Camryn Tade	G	29:44	2-8	0-0	2-2	2	8	10	0	1	6	3	0	1	1	1	19
21	Reese Ericson	G	31:07	2-7	0-4	2-3	0	2	2	2	2	6	2	2	1	0	1	11
10	Reganne Reardon		25:30	5-12	0-1	3-4	0	7	7	3	2	13	1	1	1	0	0	7
35	Soleil Montrose		10:21	2-5	0-0	0-0	0	0	0	2	0	4	0	1	0	0	1	3
33	Fiona Hastick		12:55	0-1	0-0	0-0	0	2	2	1	0	0	0	0	0	0	0	-2
2	Audrey Annee		01:53	0-0	0-0	0-0	0	0	0	1	0	0	0	1	1	0	0	-4
4	Stella Chartrand		01:53	0-1	0-0	0-0	0	0	0	0	0	0	0	0	0	0	0	-4
Team							1	3	4	0		0		0				
Totals				20-56	2-10	19-22	6	28	34	13	12	61	12	11	13	1	6	15

Major Fouls: NONE

Shooting By Period		
1st FG%	3-14	21.4%
3PT%	1-6	16.7%
FT%	4-4	100%
2nd FG%	6-14	42.9%
3PT%	0-0	0.0%
FT%	4-4	100%
3rd FG%	8-13	61.5%
3PT%	0-0	0.0%
FT%	7-10	70%
4th FG%	3-15	20.0%
3PT%	1-4	25.0%
FT%	4-4	100%
GM FG%	20-56	35.7%
3PT%	2-10	20.0%
FT%	19-22	86.4%

Dead Ball Rebounds: 1, 0

	HC	ARMY
Biggest lead	3 (1st 0:33)	22 (4th 3:04)
Best Scoring Run	7 (1st 0:33)	8 (3rd 5:58)
Lead Changes	4	
Times Tied	2	
Time with Lead	03:32	35:34

Points from	HC	ARMY
Turnovers	7	18
Paint	14	28
Second Chance	1	4
Fast Breaks	10	4
Bench	7	17

Period by Period Scoring	1st	2nd	3rd	4th	TOT
HC	12	8	14	12	46
ARMY	11	16	23	11	61

16

ARMY 61, HOLY CROSS 46

BOX SCORES

Official Basketball Box Score - Final
Army West Point at American
01/17/26 Bender Arena, Washington
2025-26 Women's Basketball

Game Time: 1:00 PM
Game Duration: 1:54
Attendance: 429

Officials: Nic Cappel, Sydney Crafton, Tiffany Daniel

Army West Point - 63 **Record: 14-3 (5-1)**

NO.	Name		Min	FG M-A	3P M-A	FT M-A	Rebounds OR	DR	TOT	Fouls PF	FD	TP	AS	TO	ST	Blocks BS	BA	+/-
22	Taylor Wilson	F	29:43	1-7	0-4	0-0	3	8	11	1	0	2	1	2	0	1	1	11
30	Kya Smith	F	32:53	5-10	1-1	2-8	4	3	7	1	5	13	4	1	2	0	0	7
3	Brooke Wilson	G	30:40	1-2	0-1	2-4	1	4	5	1	9	4	4	0	2	0	0	10
20	Camryn Tade	G	30:35	7-13	1-3	5-6	2	1	3	3	2	20	2	0	2	0	0	26
21	Reese Ericson	G	35:32	5-11	3-8	4-5	0	0	0	0	2	17	2	1	1	0	0	6
10	Reganne Reardon		18:32	2-3	0-0	1-2	0	3	3	2	1	5	0	1	0	0	0	-4
35	Soleil Montrose		10:50	0-3	0-2	0-0	0	1	1	3	0	0	0	0	0	0	0	-4
33	Fiona Hastick		08:33	1-3	0-2	0-0	0	0	0	1	0	2	0	0	0	0	0	-12
2	Audrey Annee		02:42	0-2	0-2	0-0	0	0	0	0	0	0	0	0	0	0	0	-5
Team							1	2	3	0		0		1				
Totals				22-54	5-23	14-25	11	22	33	12	19	63	13	6	7	1	1	7

Major Fouls: NONE

Shooting By Period		
1st FG%	7-19	36.8%
3PT%	1-5	20.0%
FT%	2-4	50%
2nd FG%	4-13	30.8%
3PT%	1-8	12.5%
FT%	0-2	0%
3rd FG%	7-13	53.8%
3PT%	2-5	40.0%
FT%	5-9	55.6%
4th FG%	4-9	44.4%
3PT%	1-5	20.0%
FT%	7-10	70%
GM FG%	22-54	40.7%
3PT%	5-23	21.7%
FT%	14-25	56.0%

Dead Ball Rebounds: 4, 0

American - 56 **Record: 4-13 (2-4)**

NO.	Name		Min	FG M-A	3P M-A	FT M-A	Rebounds OR	DR	TOT	Fouls PF	FD	TP	AS	TO	ST	Blocks BS	BA	+/-
21	Charlotte Tuhy	F	38:19	3-8	0-2	0-0	0	12	12	3	3	6	1	2	1	1	0	-7
5	Molly Driscoll	G	29:28	7-15	3-8	3-3	2	1	3	4	2	20	4	0	0	0	0	1
11	Elizabeth Archer	G	18:25	1-3	0-1	2-2	0	2	2	3	1	4	0	1	0	0	0	3
12	Madisyn Moore-Nicholson	G	31:49	4-11	0-3	2-2	0	5	5	4	2	10	1	2	0	0	1	-9
30	Lexi Salazar	G	27:53	2-7	0-4	0-0	0	0	0	3	0	4	2	4	0	0	0	-11
4	Laura Nogues		17:11	0-2	0-2	4-4	1	0	1	1	2	4	1	2	0	0	0	-8
1	Anna Rescifina		24:55	2-4	1-1	0-0	5	1	6	1	2	5	0	2	0	0	0	-7
3	Kayla Greyvensteyn		09:05	1-1	1-1	0-0	0	1	1	0	0	3	0	0	0	0	0	5
20	Mary Bolesky		02:56	0-0	0-0	0-0	0	1	1	1	0	0	0	0	0	0	0	-2
Team							1	4	5	0		0		1				
Totals				20-51	5-22	11-11	9	27	36	20	12	56	9	14	1	1	1	-7

Major Fouls: Driscoll (TF) 4th 1:42

Shooting By Period		
1st FG%	5-12	41.7%
3PT%	0-3	0.0%
FT%	0-0	0%
2nd FG%	5-10	50.0%
3PT%	2-5	40.0%
FT%	5-5	100%
3rd FG%	4-15	26.7%
3PT%	1-9	11.1%
FT%	2-2	100%
4th FG%	6-14	42.9%
3PT%	2-5	40.0%
FT%	4-4	100%
GM FG%	20-51	39.2%
3PT%	5-22	22.7%
FT%	11-11	100.0%

Dead Ball Rebounds: 0, 1

	ARMY	AU
Biggest lead	17 (4th 5:34)	3 (3rd 7:33)
Best Scoring Run	10 (4th 5:34)	9 (2nd 6:34)
Lead Changes	7	
Times Tied	3	
Time with Lead	31:57	06:14

Points from	ARMY	AU
Turnovers	21	13
Paint	30	22
Second Chance	6	6
Fast Breaks	6	2
Bench	7	12

Period by Period Scoring	1st	2nd	3rd	4th	TOT
ARMY	17	9	21	16	63
AU	10	17	11	18	56

ARMY 63, AMERICAN 56

17

18

ARMY AT NAVY (CBSSN)

ARMY AT LEHIGH

19

20

ARMY AT HOLY CROSS

PROGRAM RECORDS

INDIVIDUAL RECORDS

SINGLE GAME

Points:	49	Kelsey Minato vs. Holy Cross (2013-14)
Field Goals:	19	Laurie Goetz vs. Brooklyn (1986-87)
Free Throws:	26	Kelsey Minato vs. Holy Cross (2013-14)
Rebounds:	23	Sabria Hunter vs. Sacred Heart (2022-23)
Assists:	16	Kim Kawamoto vs. Navy (1991-92)
Steals:	10	Kim Kawamoto vs. Hofstra (1990-91)
Blocked Shots:	9	Aimee Oertner vs. Colgate (2015-16)
		Pam Pearson vs. St. Francis (Ill.)
		(1983-84) & Navy (1984-85)
3-Point Field Goals:	8	Kelsey Minato at Boston U., vs. Lehigh (2014-15),
		at St. Francis Brooklyn (2015-16)
		Reese Ericson at Bucknell (2024-25)

SEASON

Points:	743	Kelsey Minato in 32 games (2015-16)
Field Goals:	252	Kelsey Minato in 32 games (2015-16)
3-Point Field Goals:	108	Kelsey Minato in 32 games (2015-16)
Free Throws:	207	Kelsey Minato in 33 games (2013-14)
Rebounds:	394	Madison Hovren in 30 games (2018-19)
Assists:	234	Kim Kawamoto in 29 games (1991-92)
Steals:	85	Dawn Halfaker in 26 games (1997-98)
Blocked Shots:	96	Aimee Oertner in 32 games (2015-16)

CAREER

Points:	2,556	Kelsey Minato in 127 games (2012-16)
Field Goals:	829	Kelsey Minato in 127 games (2012-16)
3-Point Field Goals:	329	Kelsey Minato in 127 games (2012-16)
Free Throws:	569	Kelsey Minato in 127 games (2012-16)
Rebounds:	1,143	Katie Macfarlane in 117 games (2000-04)
Assists:	796	Kim Kawamoto in 114 games (1988-92)
Steals:	287	Kim Kawamoto in 114 games (1988-92)
Blocked Shots:	290	Aimee Oertner in 127 games (2012-16)

TEAM RECORDS

SINGLE GAME

Points Scored:	113	vs. Brooklyn (12/10/86)
Fewest Points Scored:	29	vs. Holy Cross (1/20/96)
Fewest Points Allowed:	17	vs. New Paltz (11/28/77)
Most Points Allowed:	109	vs. Harvard (11/29/94)
Margin of Victory:	72 (111-39)	vs. New Paltz (12/04/78)
Margin of Defeat:	53 (109-56)	vs. Harvard (11/29/94)
Total Combined Points:	193 (90-103)	at Colgate (1/5/20)
Field Goals Made:	51	vs. New Paltz (12/04/78)
Field Goal Attempts:	104	vs. Middlesex C.C. (2/27/78)
Free Throws Made:	37	vs. Holy Cross (2/12/14)
Free Throw Attempts:	50	vs. Fordham (1/23/82)
		vs. American (1/12/02)
3-Point FG Made:	15	vs. Mt. St. Mary (12/29/24)
3-Point FG Attempts:	34	at UC Irvine (12/21/06)
Assists:	36	vs. Brooklyn (12/10/86)
Steals:	23	vs. Upper Iowa (1/05/80)
Rebounds:	75	vs. Scranton (1/29/80)
Blocked Shots:	13	vs. Navy (2/23/85)

SINGLE SEASON

Points Scored:	2,282	1980-81
Field Goals Made:	923	1980-81
Field Goal Attempts:	2,335	1980-81
Free Throws Made:	486	2013-14
Free Throw Attempts:	668	1980-81
3-Point FG Made:	250	2024-25
3-Point FG Attempts:	756	2024-25
Rebounds:	1,581	1980-81
Blocked Shots:	152	1983-84
Assists:	615	1987-88
Steals:	421	1986-87
Fewest Turnovers	319	2020-21
Most Wins:	29	2015-16
Fewest Wins:	1	1996-97
Most Losses:	25	1996-97
Fewest Losses:	3	2015-16
	3	1983-84
Longest Winning Streak:	19	2015-16
Longest Losing Streak:	18	1996-97
Points Allowed:	2,202	2019-20
Opponent Rebounds:	1,480	1980-81

INDIVIDUAL GAME HIGHS

POINTS

	Player	Pts.
1.	Kelsey Minato vs. Holy Cross (2/12/14)	49
2.	Laurie Goetz vs. Brooklyn (12/10/86)	39
3.	Alisa Fallon vs. Boston University (3/7/22)	37
	Kelsey Minato vs. Lafayette (12/31/14)	37
	Laurie Goetz vs. Molloy (1/8/87)	37
6.	Laurie Goetz vs. N.Y. Tech (1/10/87)	36
	Melody Smith vs. Howard (12/5/82)	36
9.	Kelsey Minato vs. Bucknell (1/2/16)	35
	Jennifer Hankes vs. N.Y. Tech (2/15/90)	35
	Madison Hovren vs. Lafayette (1/11/17)	35
	Madison Hovren vs. Colgate (2/27/19)	35
13.	Cara Enright vs. Navy (2/6/05)	34
14.	Kelsey Minato vs. Lafayette (2/3/16)	33
	Katie Macfarlane vs. Dartmouth (1/20/04)	33
16.	Sabria Hunter vs. Loyola Maryland (2/8/23)	32
	Kelsey Minato vs. Boston University (3/2/16)	32
	Kelsey Minato vs. St. Francis Brooklyn (12/8/14)	32
	Kelsey Minato vs. Boston University (1/29/14)	32
	Cara Enright vs. St. Francis (N.Y.) (11/18/07)	32
	Katie Macfarlane vs. Bucknell (2/23/03)	32
	Katie Macfarlane vs. Columbia (12/6/02)	32
	Lisa Russell vs. Columbia (1/17/94)	32
	Laurie Goetz vs. C.W. Post (2/19/87)	32
	Karen Dunn vs. Molloy (2/10/87)	32
	Tracy Hanlon vs. Fordham (1/23/82)	32
	Madison Hovren vs. Wagner (12/8/18)	32
28.	Kelsey Minato vs. Holy Cross (3/15/14)	31
	Kelsey Minato vs. Lehigh (2/24/14)	31
	Pat Walter vs. McGill (1/8/82)	31
31.	Kelsey Minato vs. Boston University (2/24/16)	30
	Kelsey Minato vs. Lafayette (1/6/16)	30
	Kelsey Minato vs. St. Francis Brooklyn (12/8/15)	30
	Kelsey Minato vs. Boston University (1/29/15)	30
	Kelsey Minato vs. Colgate (1/22/14)	30
	Jen Hazlett vs. Colgate (2/15/12)	30
	Cara Enright vs. Colgate (3/3/05)	30
	Katie Macfarlane vs. Colgate (2/14/04)	30
	Katie Macfarlane vs. Navy (3/1/03)	30
	Laurie Goetz vs. Ryerson Tech (11/21/86)	30
	Julie DelGiorno vs. Adelphi (2/20/86)	30
	Carol Barkalow vs. LIU (12/10/77)	30
	Madison Hovren vs. Colgate (1/11/17)	30
	Madison Hovren vs. FDU (12/5/18)	30
45.	Kelsey Minato vs. Colgate (2/10/16)	29
	Cara Enright vs. Lehigh (2/11/06)	29
	Jamie Arundell vs. Lehigh (1/21/98)	29
	Linda Schimminger vs. Mercy (2/9/88)	29

REBOUNDS

	Player	Reb.
1.	Sabria Hunter vs. Sacred Heart (12/01/22)	23
2.	Pam Pearson vs. St. Francis-Ill. (1/2/84)	22
	Madison Hovren vs. Cogate (1/11/17)	22
	Madison Hovren vs. FDU (12/5/18)	22
	Lindsey Scamman vs. Navy (1/25/20)	22
	Kya Smith vs. Howard (12/29/25)	**22**
7.	Julie Del Giorno vs. Colgate (11/21/85)	21
	Madison Hovren vs. Lafayette (3/9/19)	21
	Sabrina Hunter at Lafayette (2/18/23)	21
10.	Karen Callahan vs. Cornell (1/29/96)	20
	Pam Pearson vs. C.W. Post (2/2/85)	20
	Madison Hovren vs. Holy Cross (1/23/19)	20
13.	Katie Macfarlane vs. Navy (2/28/04)	19
	Katie Macfarlane vs. Portland State (11/28/03)	19
	Pat Walter vs. Montclair State (2/20/80)	19
	Christi Stevens vs. Sacred Heart (12/19/77)	19
17.	Kate Murray vs. Rider University (12/2/20)	18
	Katie Macfarlane vs. Navy (3/1/03)	18
	Katie Macfarlane vs. Yale (12/10/02)	18
	Karin Gventer vs. Duquesne (1/31/94)	18
	Leeann Duhoski vs. Adelphi (3/1/90)	18
	Leeann Duhoski vs. Queens (2/9/89)	18
	Karen Dunn vs. Lock Haven (3/8/86)	18
	Julie Del Giorno vs. Mercy (1/14/86)	18
	Julie Del Giorno vs. Iona (11/26/85)	18
	Pam Pearson vs. Immaculata (2/8/85)	18
	Pam Pearson vs. Howard (12/5/83)	18
	Melissa Miles vs. Trenton State (2/4/78)	18
	Erin Anthony vs. Lehigh (2/14/10)	18
30.	Sabria Hunter at St. Francis Brooklyn (11/20/19)	17
	Sabrina Hunter vs. Navy (1/21/23)	17
	Sabria Hunter vs. Lafayette (1/2/23)	17
	Sabrina Hunter at American (1/19/22)	17
	Lindsey Scamman vs. LIU (12/4/19)	17
	Madison Hovren vs. Minnesota (12/8/16)	17
	Erin Anthony vs. Quinnipiac (12/11/10)	17
	Erin Anthony vs. Fairleight Dickinson (11/20/10)	17

PROGRAM RECORDS (CONT.)

Courtney Wright vs. Rider (1/3/07) 17
Lindsay Brent vs. Georgetown (12/3/04) 17
Katie Macfarlane vs. Holy Cross (2/8/03) 17
Katie Macfarlane vs. Cornell (1/6/03) 17
Katie Macfarlane vs. Holy Cross (1/16/02) 17
Katie Macfarlane vs. Davidson (11/16/01) 17
Pam Pearson vs. N.Y. Tech (1/26/85) 17
Julie Del Giorno vs. C.W. Post (2/2/84) 17
Pat Walter vs. St. John's (2/27/81) 17
Melissa Miles vs. Lock Haven (2/25/78) 17

			MIN	FG	PTS	3FG	FT	
2		Audrey **ANNEE** Guard | 5-9 | Sophomore Indianapolis, Ind. (Center Grove)	**25-26:** 4.7 .214 1.1 .231 .750 **Career:** 4.9 .345 1.8 .370 .667 **Career High:** MIN: 14 PTS: 9 REB: 2 3FG: 3 FT: 2 AST: 2 STL: 1 BLK: 0					**Last Game:** 0 pts, 0 reb, 0 ast **Notes:** • Career-high nine points against Mt. St. Mary on Dec. 29, 2024 • Has appeared in 11 games this season
3		Brooke **WILSON** Guard | 5-9 | Sophomore Bryn Mawr, Pa. (Archbishop John Carrol)	**25-26:** 24.3 .355 4.9 .281 .775 **Career:** 16.4 .400 3.4 .296 .646 **Career High:** MIN: 25 PTS: 11 REB: 10 3FG: 2 FT: 6 AST: 9 STL: 4 BLK: 1					**Last Game:** 4 pts, 5 reb, 4 ast **Notes:** • Has started 16 games this season • Season-high 10 points against Eastern Ky. (11/29) • Career-high 10 rebounds and 9 assists against Pace on Nov. 3
4		Stella **CHARTRAND** Guard | 5-9 | Sophomore Atlanta, Ga. (The Westminster Schools)	**25-26:** 8.2 .313 2.0 .263 .500 **Career:** 7.2 .297 1.7 .217 .500 **Career High:** MIN: 16 PTS: 9 REB: 3 3FG: 2 FT: 2 AST: 1 STL: 2 BLK: 1					**Last Game:** DNP **Notes:** • Appeared in 15 games this season • Career-high nine points against Saint Francis (Nov. 22) • One of two sophomores (Yuk) on the team
10		Reganne **REARDON** Forward | 6-1 | Freshman Chicago, Ill. (St. Ignatius College Prep)	**25-26:** 19.5 .436 7.2 .167 .759 **Career:** 19.5 .436 7.2 .167 .759 **Career High:** MIN: 27 PTS: 13 REB: 8 3FG: 1 FT: 4 AST: 3 STL: 1 BLK: 1					**Last Game:** 5 pts, 3 reb, 0 ast **Notes:** • 10-plus points in six of last nine games • Averaged 21.3 points and 10.0 rebounds during senior season of high school
11		Kelly **CRAMER** Guard | 5-8| Freshman Ponte Vedra, Fla. (St. Joseph Academy/USMAPS)	**25-26:** 1.8 .500 0.3 .000 .000 **Career:** 1.8 .500 0.3 .000 .000 **Career High:** MIN: 3 PTS: 2 REB: 1 3FG: 0 FT: 0 AST: 0 STL: 0 BLK: 0					**Last Game:** DNP **Notes:** • One of four freshman on the 2025-26 team • One of two players on team (Fiona Hastick) to attend the United Stats Military Academy Prep School (USMAPS)
12		Jane **PRESTON** Forward | 6-2 | Freshman Berwyn, Pa. (Conestoga)	**25-26:** 2.0 .500 0.5 .000 .200 **Career:** 2.0 .500 0.5 .000 .200 **Career High:** MIN: 4 PTS: 2 REB: 2 3FG: 0 FT: 1 AST: 1 STL: 0 BLK: 0					**Last Game:** DNP **Notes:** • Scored first career points against Saint Francis (Nov. 22) • One of four freshman on the 2025-26 team • Brother, Will, is a Firstie (senior) at West Point
15		Landry **SHEERER** Guard | 5-8 | Freshman Coppell, Texas (Coppell)	**25-26:** 2.3 .000 0.0 .000 .000 **Career:** 2.3 .000 0.0 .000 .000 **Career High:** MIN: 3 PTS: 0 REB: 1 3FG: 0 FT: 0 AST: 1 STL: 0 BLK: 0					**Last Game:** DNP **Notes:** • One of four freshman on the 2025-26 team • Recorded one rebound and one assists in collegiate debut against Pace on Nov. 3
20		Camryn **TADE** Guard | 5-9 | Junior Southlake, Texas (Carroll)	**25-26:** 29.9 .480 12.2 .400 .833 **Career:** 27.9 .484 8.0 .394 .804 **Career High:** MIN: 44 PTS: 26 REB: 10 3FG: 4 FT: 8 AST: 6 STL: 5 BLK: 2					**Last Game:** 20 pts, 3 reb, 2 ast **Notes:** • Has started all 17 games this season • Career-high 26 points against Loyola Maryland on Jan. 7 • Second on the team in scoring with 12.2 ppg
21		Reese **ERICSON (C)** Guard | 5-6 | Senior Lake Oswego, Ore. (Lakeridge)	**25-26:** 33.9 .433 11.2 .407 .688 **Career:** 30.8 .377 10.0 .360 .792 **Career High:** MIN: 40 PTS: 28 REB: 6 3FG: 8 FT: 7 AST: 10 STL: 4 BLK: 1					**Last Game:** 17 pts, 0 reb, 2 ast **Notes:** • Captain of the 2025-26 team – has started all 17 games • Second in program history with 232 threes • Reach 1,000 points in win over Cornell
22		Taylor **WILSON** Guard/Forward | 5-10 | Junior Bryn Mawr, Pa. (Archbishop John Carrol)	**25-26:** 28.7 .395 10.6 .294 .853 **Career:** 16.0 .362 4.8 .312 .691 **Career High:** MIN: 35 PTS: 20 REB: 11 3FG: 5 FT: 8 AST: 4 STL: 4 BLK: 3					**Last Game:** 2 pts, 11 reb, 1 ast **Notes:** • Has started all 17 games this season • Fourth on the team with 10.6 ppg • First double-double of career at Colgate (1/3/26)
23		Sam **TILLSON** Forward | 6-1 | Sophomore McKinney, Texas (McKinney)	**25-26:** -- -- -- -- -- **Career:** 8.7 .392 2.6 .294 .500 **Career High:** MIN: 26 PTS: 17 REB: 6 3FG: 3 FT: 4 AST: 1 STL: 2 BLK: 4					**Last Game:** DNP **Notes:** • Out indefinitely with injury • Appeared in 31 games, making three starts • Scored career-high 17 points on Feb. 22, 2025 vs. Bucknell
30		Kya **SMITH** Forward | 6-1 | Junior Lubbock, Texas (Coronado)	**25-26:** 32.3 .583 14.9 .364 .733 **Career:** 28.0 .483 9.9 .240 .737 **Career High:** MIN: 38 PTS: 27 REB: 22 3FG: 1 FT: 15 AST: 7 STL: 4 BLK: 2					**Last Game:** 13 pts, 7 reb, 4 ast **Notes:** • Six double-doubles on the season • Has started all 17 games and leads team in scoring (14.9) • Named Patriot League Player of the Week on Monday
33		Fiona **HASTICK (C)** Guard/Forward | 5-11 | Junior Reston, Va. (Paul VI Catholic/USMAPS)	**25-26:** 11.2 .118 0.6 .000 .000 **Career:** 26.4 .357 9.2 .320 .731 **Career High:** MIN: 40 PTS: 24 REB: 11 3FG: 4 FT: 5 AST: 7 STL: 5 BLK: 3					**Last Game:** 2 pts, 0 reb, 0 ast **Notes:** • Appeared in first game of season against Howard Dec. 29 • Captain of the 2025-26 team • Named to Preseason All-Patriot League team
35		Soleil **MONTROSE** Guard/Forward | 5-10 | Junior Irvine, Calif. (Mater Dei)	**24-25:** 14.9 .366 4.1 .343 .652 **Career:** 13.3 .310 3.5 .235 .679 **Career High:** MIN: 25 PTS: 15 REB: 7 3FG: 2 FT: 4 AST: 5 STL: 1 BLK: 2					**Last Game:** 0 pts, 1 reb, 0 ast **Notes:** • First start of season against Boston U. (1/10) • Recorded career-high 15 points against Air Force on Nov. 15, 2024.

Katie Kuester
Head Coach
First Season

Maggie Gallagher
Assoc. Head Coach
First Season

Amber Raisner
Assistant Coach
First Season

Mary Sheehan
Assistant Coach
First Season

Janelle Harrison
Assistant Coach
First Season

PRONUNCIATION GUIDE
Audrey **Annee** | ON-ay
Stella **Chartrand** | SHAR-trand
Reaganne **Reardon** | REER-din
Kelly **Cramer** | KRAY-mur
Landry **Sherrer** | SHAR-er
Camryn **Tade** | TAYD
Kya Smith | KAI-uh
Fiona Hastick | fee-OH-nuh HASS-tick
Soleil Montrose | so-LAY MON-trohz
Katie **Kuester** | CUE-ster