



# ARMY WEST POINT FOOTBALL GAME NOTES

AT UAB



SATURDAY, OCT. 4 • 12:00 PM • BIRMINGHAM, ALA. • PROTECTIVE STADIUM • ESPNU

## BLACK KNIGHTS ON THE AIR

**TELEVISION: ESPNU**  
**Play-By-Play:** Matt Schumacker  
**Analyst:** Dustin Fox  
**Sideline:** N/A



**HOME RADIO: ARMY SPORTS NETWORK (Varsity Sports App)**  
**Play-By-Play:** Rich DeMarco  
**Analyst:** Dean Darling  
**Sideline:** Tony Morino  
**Pregame:** Joe Beckerle



## ARMY SEEKS TO RECALIBRATE ON THE ROAD AT UAB

Army (1-3, 0-2) is coming off a Thursday night road loss at East Carolina, where the Black Knights were outgained 431-290, went just 2-for-15 on third down and turned the ball over on downs five times.

Last season, Army defeated UAB 44-10 at Michie Stadium, a win that made the Black Knights bowl eligible—the earliest point in a season they had ever clinched eligibility.

Quarterback Bryson Daily was sensational in that matchup, accounting for five touchdowns (four rushing, one passing) while throwing for 102 yards and rushing for 136. He became the first Army player with four rushing touchdowns in a game since Kelvin Hopkins Jr. in 2018.

Last year's contest marked Army scoring 40-plus points in three straight games for the first time since 1985.

UAB (2-2, 0-1) was idle last week after a 56-24 loss at then-No. 17 Tennessee on Sept. 20. Blazers quarterback Jalen Kitna leads the American Conference with 314 passing yards per game and has thrown eight touchdowns through four contests. His 155.9 passer efficiency rating ranks second in the league.










## 2025 STATS















| 1-3   | Record            | 2-2   |
|-------|-------------------|-------|
| 23.8  | Points/Gm         | 32.8  |
| 31.0  | Points/Gm allowed | 41.0  |
| 286.2 | Rush Yds/Gm       | 117.0 |
| 94.0  | Pass Yds/Gm       | 320.0 |
| 380.2 | Total Off/Gm      | 437.0 |
| 374.8 | Total Def/Gm      | 482.0 |

## INDIVIDUAL LEADERS (2025)

|  |               |           |   |               |
|--|---------------|-----------|---|---------------|
|  | Coleman, 266  | Passing   |  | Kitna, 1256   |
|  | Coleman, 268  | Rushing   |  | Jackson, 280  |
|  | Anderson, 167 | Receiving |  | Hooks, 267    |
|  | Thomas, 42.0  | Tackles   |  | Royster, 29.0 |

## 2025 SCHEDULE/RESULTS

|  |  |
|--|--|
| <b>Game 1</b>  Tarleton State<br>Friday, Aug. 29<br>6:00 ET   L, 30-27, 20T | <b>Game 7</b>  at Tulane<br>Saturday, Oct. 18<br>TBD   TBD                          |
| <b>Game 2</b>  at Kansas State<br>Saturday, Sept. 6<br>7:00 ET   W, 24-21   | <b>Game 8</b>  at Air Force<br>Saturday, Nov. 1<br>Noon ET   CBS                    |
| <b>Game 3</b>  North Texas<br>Saturday, Sept. 20<br>Noon ET   L, 45-38, OT  | <b>Game 9</b>  Temple<br>Saturday, Nov. 8<br>Noon ET   CBS5N                        |
| <b>Game 4</b>  at East Carolina<br>Thursday, Sept. 25<br>7:30 ET   L, 28-6  | <b>Game 10</b>  Tulsa<br>Saturday, Nov. 22<br>Noon ET   CBS5N                       |
| <b>Game 5</b>  at UAB<br>Satday, Oct. 4<br>Noon ET   ESPNU                  | <b>Game 11</b>  at UTSA<br>Nov. 28 or Nov. 29<br>TBD   ESPN TBD                     |
| <b>Game 6</b>  Charlotte<br>Satday, Oct. 11<br>Noon ET   CBS5N              | <b>Game 12</b>  126th Army-Navy Game<br>Saturday, Dec. 13 (3pm)<br>M&T Bank Stadium |

## 1ST AND 10

- Army is 17-5 in its last 22 games dating back to November 2023.
- Army converted only 2-13 (13.3%) on third down at ECU, Army's lowest third down percentage in a game since 2014 vs. Air Force.
- Army beat UAB 44-10 at West Point a season ago. UAB leads the all-time series 5-1.
- **QB DEWAYNE COLEMAN** rushed for a score at ECU, marking rushing scores in all three games he has played this season.
- Army holds an impressive 53-3 record when winning the turnover battle in games under Jeff Monken since 2016. Army has only won the turnover battle once in 2025.
- Slot back **NOAH SHORT** rushed for 127 yards on 11 carries last week at ECU. It was his second career 100-yard rushing performance, and the second-best of his career (160 yards at Florida Atlantic, 2024). Short's 11.5 yards per rush average was tied for 14th best in a game in program history, with Ahmad Bradshaw's 265-yard, 23-carry showing at Air Force in 2017.
- With 167 more rushing yards and 311 more receiving yards, he will become the first player in program history to surpass 1,000 career yards in both categories.
- **ILB ANDON THOMAS'** average of 10.5 tackles per game ranks T-7th in the country.
- Last week, Thomas was named a semifinalist for the 2025 William V. Campbell Trophy, college football's premier scholar-athlete award.
- Making his first start at safety last week, **STEPHEN NNADOZIE** logged his first career interception.
- Head Coach **JEFF MONKEN** has led Army to four undefeated months of October in his Army tenure (2017, 2018, 2020, 2024).
- **WR BRADY ANDERSON** is averaging 33.4 yards per reception, good for second in the nation for any player who has 5+ receptions.

## WEARING THE HEADSETS



Jeff Monken..... **Coach** ..... Trent Dilfer  
Millikin..... **Alma Mater**..... Fresno St.  
83-60 (12th) **Record with Team**..... (3rd) 9-19  
119-76 (16th) .. **Career Record** ..... (3rd) 9-19  
1-0 ..... **Career Record vs. Opponent** ..... 0-1  
1-0 ..... **Career Record vs. Coach**..... 0-1  
5-1 .... **Bowl Record w/current school** ..... 0-0







2024 AMERICAN CONFERENCE  
**CHAMPIONS**

**10** COMMANDER  
IN CHIEF'S TROPHY  
CHAMPIONSHIPS



WON THE CONFERENCE CHAMPIONSHIP  
IN THEIR **FIRST** SEASON IN  
THE AMERICAN CONFERENCE

**16**<sup>TH</sup> MOST WINS  
SINCE 2016  
(76 TOTAL WINS)



**HEISMAN TROPHY  
WINNERS**

**5** NATIONAL  
CHAMPIONSHIPS  
(1914, 1916, 1944, 1945, & 1946)

**12**<sup>TH</sup> MOST  
HOME WINS  
SINCE 2017  
(43 TOTAL WINS)



**SIX CURRENT NFL PLAYERS**  
AS MANY AS NAVY & AIR FORCE COMBINED

**8-3** ALL-TIME BOWL  
RECORD  
(5-1 UNDER COACH MONKEN)

**12-5** **17**  
IN THE LAST  
GAMES  
AGAINST  
NAVY AND  
AIR FORCE  
COMBINED





## ARMY FOOTBALL COMMUNICATIONS

### COMMUNICATIONS STAFF



#### ERIC SZCZEPINSKI

Assistant Athletics Director  
Athletic Communications  
eric.szczepinski@westpoint.edu

#### PRIMARY FOOTBALL CONTACT



#### AUSTIN PERT

Assistant Director  
Athletic Communications  
austin.pert@westpoint.edu  
Media Credentials Contact

#### SECONDARY FOOTBALL CONTACT



#### GRACE CAMPBELL

Assistant Director  
Athletic Communications & Content  
grace.campbell@westpoint.edu

## FOOTBALL MEDIA POLICIES

### PRACTICE COVERAGE

Members of the media are invited to attend practices at all times, unless prior notice of a closed practice is given. Video and photos are allowed only during individual portions of practice. A weekly media schedule with Head Coach, Coordinators and Player availability will be distributed via Football Communications. A member of the Athletic Communications staff must accompany media members at all practices and the use of cameras will be subject to Army West Point Football Photography Policy. To gain entry to West Point, media will need to attain the proper entry badge by stopping at the Visitor's Center, outside of Thayer Gate.

### HEAD COACH MEDIA AVAILABILITY

Black Knights Head Coach Jeff Monken will be available to the media on a weekly basis on Tuesdays and postgame. The media availability will be held at Nowak Auditorium.

### PLAYER INTERVIEWS

All Army West Point players will be available to the media following each practice during the 2025 season. Select players will be available via a post-practice press conference. Additional player requests will be individually scheduled around cadet-athlete availability.

### POSTGAME INTERVIEWS

Head Coach Jeff Monken, quarterback, and select players will be available following each game during the 2025 season. While all postgame media availability for Army West Point home games will take place in the Nowak Auditorium, located just off the building's main entrance, press conferences will be conducted in-person and also on Zoom. The visiting locker room is located in the FEN Lacrosse Center for 2024 and 2025. Postgame interviews will be conducted in a room located in the FEN.

### TRANSCRIPTS

Full transcripts of all Army West Point Black Knights media availability following games will be distributed and published via [GoArmyWestPoint.com](http://GoArmyWestPoint.com) located in the Army football 'media center'. Opponent postgame transcripts will be subject to availability.

## SUPER 11 AWARD

Army was named one of 11 recipients of the annual Super 11 Award for the 2024 season by The Football Writers Association of America. The award honors football programs and sports information departments that exemplify excellence in media relations.

Army Athletic Communications, led by primary football contact Eric Szczepinski and assisted by secondary contact Conor McCorry, spearheaded efforts during a historic and media-rich season for the Black Knights.

This award marked the first time Army's football communications department has been honored as part of the 'Super 11'.

## MEDIA MATERIALS

### ARMY MEDIA CENTER

Located on the top banner of the football page on Army's official athletics side -- [goarmywestpoint.com/sports/football](http://goarmywestpoint.com/sports/football).

Inside the Army Football media center you will be able to find Army's game notes, opponent game notes, the official flip card, game recap, post game notes, quotes, and interviews.

### COLLEGEPRESSBOX.COM

Collegepressbox is the official media website for Division I football. Access and download game notes, quotes, statistics, media guides, headshots, logos and more for all FBS schools, conferences, postseason games, awards and the College Football Playoff. For access, please register for an account at [collegepressbox.com/register](http://collegepressbox.com/register).



## THIS WEEK IN ARMY FOOTBALL

This Week in Army Football — the weekly coach's show featuring Army West Point head football coach Jeff Monken — will kick off on Monday, August 25 from 7:00-8:00 p.m.

The show will air each Monday during football game weeks.

Radio listeners can tune in on the following local affiliates:

920 AM / 92.5 FM WGHQ in Kingston, N.Y.  
1260 AM / 96.5 FM WBNR in Beacon, N.Y.  
1420 AM / 94.3 FM in Peekskill, N.Y.

The show is also available nationwide via the Varsity Network app, and fans can watch the live video stream on the Army West Point Athletics YouTube channel.

Army football play-by-play announcer Rich DeMarco will host the show, joined weekly by Coach Jeff Monken to recap the previous game and preview the upcoming opponent.

Special guests will also join throughout the season, including Army West Point Director of Athletics Tom Theodorakis and other Army Athletics head coaches.

This Week in Army Football will originate from the First Class Club at the United States Military Academy. The show begins at 7:00 p.m., and the general public is welcome to attend. Food and beverages will be available for purchase.



## SOCIAL MEDIA

### FOLLOW ARMY WEST POINT FOOTBALL

FACEBOOK..... /Army West Point Football  
TWITTER..... @ArmyWP\_Football  
INSTAGRAM..... @Armywp\_football  
WEBSITE..... [www.GoArmyWestPoint.com](http://www.GoArmyWestPoint.com)

## ARMY QUICK FACTS

Name of School: United States Military Academy

Location: West Point, NY 10996

Founded: March 16, 1802

Enrollment: 4,400

Nicknames: Black Knights, Cadets

School Colors: Black, Gold, Gray

Mascot: Mule

Stadium: Michie Stadium (APPROX. 30,000 during 2024-25 Seasons)

Conference: American Conference (first season in 2024)

Superintendent: Lt. Gen. Steven W. Gilland

Director of Athletics: Tom Theodorakis

Head Coach: Jeff Monken (12th season)

2024 Record: 12-2

All-Time Record: 740-550-51

Commander-in-Chief's Trophies: 10

Bowl Appearances: 11 (last – 2024 Independence Bowl)

National Championships: 5 (1914, 1916, 1944, 1945, & 1946)

Heisman Trophy Winners: 3 (Doc Blanchard – 1945, Glenn Davis – 1946, Pete Dawkins – 1958)

Rivalries: Navy (Army–Navy Game), Air Force (Commander-in-Chief's Trophy), Notre Dame

Stadium & Tradition:

Michie Stadium's playing field named after legendary coach Earl "Red" Blaik.

Mandatory attendance by cadets; pre-game regimental marches and traditional cheers are central to the experience

## NEW COACHES IN 2025



### CHANDLER BURKS - RUNNING BACKS

Joined the staff after spending the previous five seasons at Kenesaw State (2020-2024). In 2024, he served as interim head coach for the final three games of the season. He also held the role of co-offensive coordinator/quarterbacks coach that year. From 2020 to 2023, he was the quarterbacks coach for the Owls.



### ALLEN SMITH - DEFENSIVE LINE

Joined the staff after spending the previous five seasons at Kenesaw State (2020-2024). In 2024, he served as interim head coach for the final three games of the season. He also held the role of co-offensive coordinator/quarterbacks coach that year. From 2020 to 2023, he was the quarterbacks coach for the Owls.



### SETH HESTNESS - TIGHT ENDS

Joined the staff after spending the previous five seasons at Kenesaw State (2020-2024). In 2024, he served as interim head coach for the final three games of the season. He also held the role of co-offensive coordinator/quarterbacks coach that year. From 2020 to 2023, he was the quarterbacks coach for the Owls.

## ABOUT THE AMERICAN CONFERENCE

The American Conference, which has established itself as a preeminent NCAA Division I Football Bowl Subdivision conference, is poised to continue its remarkable ascension to national prominence under the leadership of Commissioner Tim Perneti, who began his tenure in May of 2024.

The American consists of 15 prestigious institutions: the University of Alabama at Birmingham, the United States Military Academy (in football only), the University of North Carolina Charlotte, East Carolina University, Florida Atlantic University, the University of Memphis, the United States Naval Academy (in football only), the University of North Texas, Rice University, the University of South Florida, Temple University, the University of Texas at San Antonio, Tulane University, the University of Tulsa, and Wichita State University (in basketball and Olympic sports).

The American has modernized its brand, marking a bold new era for the league. More than a simple facelift, this evolution aligns the conference's identity—through written voice, visual design, and strategic direction—with a clear purpose and forward-looking vision.

The result is a unified, confident brand designed to fuel growth, increase national presence, and elevate the conference's competitive positioning on the collegiate stage.

To ensure consistency and clarity, please follow the naming style guidelines outlined below:

- Use American Conference on first reference.
- Use American in all subsequent references.

These conventions reflect the strength, clarity, and cohesion of our brand and help reinforce our distinct identity across every platform and audience.

### Formal Naming Conventions

The official name of the conference is American Conference.

Do not use outdated or informal references such as:

- The American Athletic Conference
- American Athletic Conference
- AAC

This applies across marketing, media, storytelling, and stakeholder communication.



# BUILT TO RISE

## COACHING STAFF (BOOTH/FIELD LOCATIONS)

Head Coach: Jeff Monken

|  |                            |
|--|----------------------------|
| Defensive Coordinator.....                   | Nate Woody (Field)         |
| Offensive Coordinator/Quarterbacks .....     | Cody Worley (Booth)        |
| Special Teams Coordinator .....              | Sean Saturnio (Field)      |
| Asst. HC/Outside Linebackers.....            | John Loose (Field)         |
| Asst. HC for Offense/Offensive Line .....    | Mike Viti (Field)          |
| Assistant Offensive Line.....                | Cheston Blackshear (Field) |
| Defensive Line .....                         | Allen Smith (Field)        |
| Def. Pass Game Coordinator/Cornerbacks ..... | Daryl Dixon (Booth)        |
| Running Backs .....                          | Chandler Burks (Field)     |
| Slot Backs .....                             | Dane Romero (Field)        |
| Tight Ends .....                             | Seth Hestness (Field)      |
| Wide Receivers .....                         | Aaron Smith (Booth)        |
| Safeties .....                               | Danny Verpaele (Field)     |
| Inside Linebackers .....                     | Justin Weaver (Booth)      |
| Offensive Quality Control .....              | Ryan Starace (Field)       |
| Defensive Quality Control.....               | Matt Panker (Booth)        |
| Special Teams Quality Control.....           | Peyton Yanagi (Booth)      |
| Head Strength & Conditioning .....           | Conor Hughes (Field)       |



# BLAIK FIELD AT MICHIE STADIUM

## TOP MICHIE STADIUM CROWDS

| NO. | ATTENDANCE | DATE           | OPPONENT         | SCORE    |
|-----|------------|----------------|------------------|----------|
| 1.  | 42,765     | Oct. 2, 1971   | Missouri         | W, 22-6  |
| 2.  | 42,503     | Oct. 20, 1973  | Notre Dame       | L, 3-62  |
| 3.  | 42,399     | Oct. 14, 1972  | Penn State       | L, 0-45  |
| 4.  | 42,382     | Sept. 23, 1972 | Nebraska         | L, 7-77  |
| 5.  | 42,249     | Nov. 4, 1972   | Air Force        | W, 17-14 |
| 6.  | 42,139     | Nov. 9, 1974   | Air Force        | W, 17-16 |
| 7.  | 42,123     | Oct. 27, 1973  | Holy Cross       | L, 10-17 |
| 8.  | 42,085     | Nov. 1, 1969   | Air Force        | L, 6-13  |
| 9.  | 41,952     | Oct. 23, 1971  | Virginia         | W, 14-9  |
| 10. | 41,903     | Oct. 28, 1972  | Miami (Fla.)     | L, 7-28  |
| 11. | 41,467     | Oct. 30, 1976  | Air Force        | W, 14-7  |
| 12. | 41,287     | Nov. 4, 2000   | Air Force        | L, 27-41 |
| 13. | 41,251     | Nov. 9, 1996   | Air Force        | W, 23-7  |
| 14. | 41,209     | Oct. 26, 1991  | Boston College   | L, 17-28 |
| 15. | 41,153     | Oct. 27, 1990  | Syracuse         | L, 14-26 |
| 16. | 41,105     | Nov. 11, 1989  | Boston College   | L, 17-24 |
| 17. | 41,062     | Nov. 7, 1970   | Penn State       | L, 14-38 |
| 18. | 41,049     | Nov. 10, 1990  | Air Force        | L, 3-15  |
| 19. | 41,014     | Oct. 6, 1990   | Duke             | L, 16-17 |
| 20. | 40,920     | Oct. 22, 1983  | Lehigh           | L, 12-13 |
| 21. | 40,869     | Oct. 14, 1989  | Holy Cross       | W, 45-9  |
| 22. | 40,865     | Oct. 29, 1977  | Holy Cross       | W, 48-7  |
| 23. | 40,843     | Nov. 7, 1998   | Air Force        | L, 7-35  |
| 24. | 40,835     | Nov. 10, 1973  | Miami (Fla.)     | L, 7-19  |
| 25. | 40,819     | Oct. 12, 1985  | Boston College   | W, 45-14 |
| 26. | 40,786     | Oct. 30, 1993  | Western Michigan | L, 7-20  |
| 27. | 40,759     | Oct. 16, 1993  | Rutgers          | L, 10-45 |
| 28. | 40,749     | Nov. 5, 1983   | Boston College   | L, 14-34 |
| 29. | 40,744     | Oct. 4, 1969   | Texas A&M        | L, 13-20 |
| 30. | 40,701     | Oct. 28, 1989  | Rutgers          | W, 35-14 |
| 31. | 40,675     | Nov. 7, 1992   | Air Force        | L, 3-7   |
| 32. | 40,660     | Nov. 5, 1988   | Air Force        | W, 28-15 |
| 33. | 40,646     | Nov. 8, 1986   | Air Force        | W, 21-11 |
| 34. | 40,640     | Oct. 5, 1974   | Penn State       | L, 14-21 |
| 35. | 40,621     | Oct. 26, 1985  | Colgate          | W, 45-43 |
| 36. | 40,618     | Oct. 24, 1987  | Rutgers          | L, 14-27 |
| 37. | 40,602     | Oct. 5, 1985   | Yale             | W, 59-16 |
| 38. | 40,570     | Oct. 18, 1986  | Holy Cross       | L, 14-17 |
|     | 40,570     | Oct. 15, 1988  | Lafayette        | W, 24-17 |
| 40. | 40,562     | Sept. 18, 1971 | Stanford         | L, 3-38  |

## MICHIE STADIUM FACTS

### Army's Record at Michie:

374-175-7 (.679)

### First Game:

Oct. 4, 1924—Army 17, Saint Louis University 0

### Dedication:

Nov. 15, 1924—Army 14, Columbia 14

### Blaik Field Dedication:

Sept. 25, 1999—Army 41, Ball State 21

### First Loss:

Oct. 17, 1931—Harvard 14, Army 13

### Longest Home Winning Streak:

39 games (1925-1931)

## MICHIE THROUGH THE YEARS

1924 — Original structure completed and dedicated. Seating capacity of permanent stands: 16,000 with temporary seating for an additional 5,000.

1930 — Temporary East Stands and upper stands were added, increasing capacity to 26,491.

1962 — Construction of permanent East Stands completed.

1969 — Upper deck on West side added, increasing seating capacity to 41,684.

1977 — AstroTurf installed, replacing the original natural grass playing surface.

1984 — SuperTurf installed, replacing AstroTurf playing surface.

1992 — Third resurfacing procedure completed with AstroTurf 8, newly installed.

1999 — The playing surface is christened "Blaik Field" in honor of Hall-of-Fame coach Earl "Red" Blaik.

2001 — Construction begins for \$40 million Kimsey Athletic Center and Randall Hall, a state-of-the-art stadium annex located off the South end zone.

2001 — Installation of new AstroPlay surface marks fourth resurfacing project since 1977.

2002 — Construction begins on the Hoffman Press Box.

2003 — Kimsey Athletic Center construction completed, capacity seating reduced from 41,684 to 40,000. Construction completed on Hoffman Press Box, which includes such amenities as a priority seating area and elevator service.

2005 — Randall Hall construction completed.

2008 — A new FieldTurf surface is installed, representing the fifth resurfacing project since 1977.

2008 — A state-of-the-art 30-foot-by-50-foot high-definition video board is installed in the north end zone.

2011 — Capacity reduced from 40,000 to 38,000.

2015 — New FieldTurf Revolution surface installed, allowing lines to be erased and repainted.

2019 — A 3,100 square foot video board is installed in the north end zone, in addition to an LED ribbon board display along the upper deck and a final LED display in the south end zone.

2020 - In the year of the pandemic, Army hosts Navy, the first time playing the Mids at West Point since 1943 followed by Air Force, winning both to capture its ninth CIC Trophy.

2021 — Army West Point Athletics Association (AWPAA) announced initial plans for the launch of the Michie Stadium Preservation Project. The goal is to raise \$177 million in support of the Academy's vision to reconstruct the East Stands. This transformational project will ensure that the unique and storied Michie Stadium experience carries on for generations to come.

2023 — Army Athletics celebrated the 100th season of Michie Stadium, while a brand new FieldTurf Vertex Crore was installed ahead of the season.

2024 — In April, groundbreaking construction on the Michie Stadium Preservation Project begins. The completed project set for the start of the 2026 season will rebuild and modernize the East Stands. Capacity reduced to about 30,000 for the 2024 and 2025 seasons.

## MICHIE STADIUM YEAR-BY-YEAR

| YEAR      | W | L | T | PCT   | ATT | AVG | YEAR..... | W | L | T | PCT   | ATT     | AVG    | YEAR      | W | L | T | PCT   | ATT     | AVG    |
|-----------|---|---|---|-------|-----|-----|-----------|---|---|---|-------|---------|--------|-----------|---|---|---|-------|---------|--------|
| 1924..... | 4 | 0 | 1 | .900  | --- | --- | 1958..... | 5 | 0 | 0 | 1.000 | ---     | ---    | 1992..... | 4 | 3 | 0 | .571  | 208,425 | 29,775 |
| 1925..... | 5 | 0 | 0 | 1.000 | --- | --- | 1959..... | 3 | 1 | 0 | .750  | ---     | ---    | 1993..... | 4 | 2 | 0 | .667  | 202,812 | 33,802 |
| 1926..... | 6 | 0 | 0 | 1.000 | --- | --- | 1960..... | 4 | 1 | 0 | .800  | ---     | ---    | 1994..... | 3 | 4 | 0 | .429  | 232,294 | 33,185 |
| 1927..... | 7 | 0 | 0 | 1.000 | --- | --- | 1961..... | 5 | 1 | 0 | .833  | ---     | ---    | 1995..... | 3 | 2 | 1 | .583  | 189,680 | 31,613 |
| 1928..... | 6 | 0 | 0 | 1.000 | --- | --- | 1962..... | 3 | 1 | 0 | .750  | ---     | ---    | 1996..... | 6 | 0 | 0 | 1.000 | 223,540 | 37,257 |
| 1929..... | 6 | 0 | 0 | 1.000 | --- | --- | 1963..... | 5 | 0 | 0 | 1.000 | ---     | ---    | 1997..... | 4 | 2 | 0 | .667  | 216,687 | 36,115 |
| 1930..... | 6 | 0 | 0 | 1.000 | --- | --- | 1964..... | 3 | 3 | 0 | .500  | ---     | ---    | 1998..... | 1 | 4 | 0 | .200  | 184,641 | 36,928 |
| 1931..... | 6 | 1 | 0 | .857  | --- | --- | 1965..... | 4 | 1 | 0 | .800  | ---     | ---    | 1999..... | 3 | 3 | 0 | .500  | 197,939 | 32,990 |
| 1932..... | 5 | 1 | 0 | .833  | --- | --- | 1966..... | 5 | 0 | 0 | 1.000 | ---     | ---    | 2000..... | 1 | 4 | 0 | .200  | 192,580 | 38,516 |
| 1933..... | 5 | 0 | 0 | 1.000 | --- | --- | 1967..... | 4 | 1 | 0 | .800  | ---     | ---    | 2001..... | 2 | 3 | 0 | .400  | 155,238 | 31,047 |
| 1934..... | 5 | 0 | 0 | 1.000 | --- | --- | 1968..... | 4 | 1 | 0 | .800  | ---     | ---    | 2002..... | 0 | 6 | 0 | .000  | 195,636 | 32,606 |
| 1935..... | 4 | 1 | 0 | .800  | --- | --- | 1969..... | 2 | 4 | 0 | .333  | 216,798 | 36,133 | 2003..... | 0 | 6 | 0 | .000  | 184,761 | 30,794 |
| 1936..... | 4 | 1 | 0 | .800  | --- | --- | 1970..... | 1 | 3 | 1 | .300  | 188,146 | 37,629 | 2004..... | 1 | 4 | 0 | .200  | 159,786 | 31,957 |
| 1937..... | 5 | 0 | 0 | 1.000 | --- | --- | 1971..... | 4 | 1 | 0 | .800  | 203,474 | 40,695 | 2005..... | 2 | 4 | 0 | .333  | 185,611 | 30,935 |
| 1938..... | 5 | 1 | 0 | .833  | --- | --- | 1972..... | 3 | 3 | 0 | .500  | 246,737 | 41,123 | 2006..... | 2 | 3 | 0 | .400  | 153,468 | 30,694 |
| 1939..... | 3 | 0 | 1 | .875  | --- | --- | 1973..... | 0 | 6 | 0 | .000  | 235,529 | 39,255 | 2007..... | 3 | 2 | 0 | .600  | 158,559 | 31,712 |
| 1940..... | 1 | 3 | 0 | .250  | --- | --- | 1974..... | 3 | 3 | 0 | .500  | 210,076 | 35,013 | 2008..... | 2 | 4 | 0 | .333  | 166,512 | 27,752 |
| 1941..... | 4 | 0 | 0 | 1.000 | --- | --- | 1975..... | 2 | 4 | 0 | .333  | 201,354 | 33,559 | 2009..... | 3 | 3 | 0 | .500  | 167,984 | 27,997 |
| 1942..... | 3 | 0 | 0 | 1.000 | --- | --- | 1976..... | 5 | 2 | 0 | .714  | 205,232 | 29,319 | 2010..... | 2 | 3 | 0 | .400  | 158,334 | 31,667 |
| 1943..... | 5 | 1 | 0 | .833  | --- | --- | 1977..... | 5 | 1 | 0 | .833  | 187,247 | 31,208 | 2011..... | 3 | 1 | 0 | .750  | 133,278 | 33,320 |
| 1944..... | 5 | 0 | 0 | 1.000 | --- | --- | 1978..... | 4 | 2 | 1 | .643  | 219,398 | 31,342 | 2012..... | 2 | 5 | 0 | .286  | 225,432 | 32,205 |
| 1945..... | 4 | 0 | 0 | 1.000 | --- | --- | 1979..... | 1 | 4 | 1 | .250  | 202,394 | 33,732 | 2013..... | 2 | 3 | 0 | .400  | 169,781 | 33,956 |
| 1946..... | 5 | 0 | 0 | 1.000 | --- | --- | 1980..... | 3 | 3 | 1 | .500  | 236,610 | 33,801 | 2014..... | 3 | 2 | 0 | .600  | 171,310 | 34,262 |
| 1947..... | 4 | 0 | 0 | 1.000 | --- | --- | 1981..... | 2 | 4 | 0 | .333  | 213,995 | 35,666 | 2015..... | 1 | 5 | 0 | .167  | 185,946 | 30,991 |
| 1948..... | 4 | 0 | 0 | 1.000 | --- | --- | 1982..... | 3 | 3 | 0 | .500  | 220,859 | 36,810 | 2016..... | 3 | 2 | 0 | .600  | 163,267 | 32,653 |
| 1949..... | 5 | 0 | 0 | 1.000 | --- | --- | 1983..... | 2 | 3 | 0 | .400  | 192,082 | 38,416 | 2017..... | 6 | 0 | 0 | 1.000 | 185,543 | 30,924 |
| 1950..... | 3 | 0 | 0 | 1.000 | --- | --- | 1984..... | 5 | 0 | 0 | 1.000 | 185,471 | 37,094 | 2018..... | 6 | 0 | 0 | 1.000 | 190,156 | 31,693 |
| 1951..... | 2 | 2 | 0 | .500  | --- | --- | 1985..... | 7 | 0 | 0 | 1.000 | 265,751 | 37,964 | 2019..... | 4 | 2 | 0 | .667  | 185,935 | 30,989 |
| 1952..... | 3 | 1 | 0 | .750  | --- | --- | 1986..... | 3 | 3 | 0 | .500  | 241,063 | 40,177 | 2020..... | 8 | 0 | 0 | 1.000 | 45,598  | 5,700  |
| 1953..... | 4 | 0 | 0 | 1.000 | --- | --- | 1987..... | 3 | 4 | 0 | .429  | 262,181 | 37,454 | 2021..... | 5 | 1 | 0 | .833  | 163,580 | 27,263 |
| 1954..... | 2 | 1 | 0 | .667  | --- | --- | 1988..... | 6 | 0 | 0 | 1.000 | 230,643 | 38,440 | 2022..... | 4 | 2 | 0 | .666  | 173,880 | 28,647 |
| 1955..... | 4 | 1 | 0 | .800  | --- | --- | 1989..... | 6 | 1 | 0 | .857  | 241,098 | 34,442 | 2023..... | 3 | 3 | 0 | .500  | 174,093 | 29,016 |
| 1956..... | 4 | 0 | 0 | 1.000 | --- | --- | 1990..... | 4 | 3 | 0 | .571  | 265,827 | 37,975 | 2024..... | 7 | 0 | 0 | 1.000 | 172,692 | 24,670 |
| 1957..... | 5 | 0 | 0 | 1.000 | --- | --- | 1991..... | 3 | 4 | 0 | .429  | 252,983 | 36,140 | 2025..... | 0 | 2 |   |       |         |        |

## ALPHABETICAL

## 2025 NUMERICAL ROSTER

| No. | Player               | Pos. |
|-----|----------------------|------|
| 4   | Adejokun, Nathan     | CB   |
| 34  | Afolabi, Victor      | OLB  |
| 90  | Ali, Amir            | DL   |
| 38  | Allan, Cooper        | P    |
| 22  | Alleyne, BJ          | RB   |
| 84  | Anderson, Brady      | WR   |
| 58  | Appleton, Henry      | OL   |
| 78  | Archawski, Xavier    | OL   |
| 93  | Astone, Andrew       | K    |
| 93  | Baker, Grayson       | DL   |
| 77  | Baltazar, Kyle       | OL   |
| 48  | Banks, Bryson        | ILB  |
| 39  | Barbat, AJ           | ILB  |
| 31  | Barnett, Charlie     | K    |
| 28  | Barton, Brian        | S    |
| 50  | Bartosh, Braden      | OL   |
| 29  | Bartosh, Briggs      | RB   |
| 23  | Benson III, Lloyd    | SB   |
| 36  | Birl, Isaiah         | OLB  |
| 54  | Bivins, Tanner       | OL   |
| 53  | Bland, James         | OL   |
| 99  | Bousum, Jack         | DL   |
| 84  | Bowens, CJ           | OLB  |
| 73  | Brady, Ned           | OL   |
| 86  | Brannan, Tex         | TE   |
| 32  | Bridges, Stroman     | RB   |
| 1   | Britton, Anderson    | K    |
| 63  | Britton, Ben         | OL   |
| 64  | Broberg, Christopher | OL   |
| 83  | Brockmeier, William  | DL   |
| 57  | Bruce, Dominic       | OL   |
| 31  | Brungard, Caden      | NB   |
| 56  | Buchys, Nick         | DL   |
| 45  | Buffington, Adam     | WR   |
| 87  | Bumbaugh, Jadon      | DL   |
| 26  | Clerk, David         | SB   |
| 37  | Cline, Ian           | RB   |
| 10  | Coleman, Dewayne     | QB   |
| 53  | Cook, JB             | LS   |
| 86  | Cotterill, Jacob     | DL   |
| 91  | Daly, Charles        | TE   |
| 54  | Daniell, Carson      | ILB  |
| 91  | Donovan, Sean        | DL   |
| 80  | Dyer, Brian          | TE   |
| 26  | Easley, Elijah       | ILB  |
| 81  | Eduful, Kofi         | WR   |
| 92  | Edwards, Abram       | TE   |
| 98  | Faulk, Matthew       | P    |
| 38  | Fisher, Brennan      | ILB  |
| 40  | Ford, Eric           | OLB  |
| 53  | Fortner, Kalib       | ILB  |
| 4   | Fortner, Liam        | WR   |
| 84  | Francis, Auston      | DL   |
| 33  | Freeman, Kayvion     | NB   |
| 25  | Fuller, Stratton     | RB   |
| 68  | Garris, Kieran       | OL   |
| 89  | Gee Jr., Dean        | OLB  |
| 95  | Gemma, Matt          | DL   |
| 71  | Gennarelli, Paolo    | OL   |
| 98  | Gray, Deshontez      | DL   |
| 90  | Greer, Josh          | TE   |
| 96  | Guerra, Luca         | K    |
| 69  | Hagan, Miles         | OL   |
| 17  | Hammond, Jaxon       | CB   |
| 52  | Harris-Miller, Kody  | DL   |
| 3   | Hellums, Cale        | QB   |
| 70  | Helmkamp, Braeden    | OL   |
| 58  | Hinton, Jacob        | OLB  |
| 16  | Hoepfner, Landin     | S    |
| 90  | Hosea, Bryson        | K    |
| 9   | Houston, Robert      | CB   |
| 27  | Howard, Samari       | SB   |
| 97  | Hulstein, Jake       | K    |
| 40  | James, Tucker        | RB   |
| 59  | Jeffcoat, Will       | OL   |
| 66  | Johnson, Chuck       | OL   |
| 38  | Johnson, Nolan       | RB   |
| 95  | Jones, Dawson        | K    |
| 8   | Jones, Jaylen        | S    |
| 88  | Kendricks, Jakiel    | WR   |
| 75  | Kloska, Kyle         | OL   |
| 20  | Kloska, Tim          | RB   |
| 14  | Knox, Chace          | SB   |
| 73  | Konopka, Ben         | OL   |
| 20  | Larkin, Casey        | S    |
| 92  | Latore, Jack         | DL   |
| 56  | Lee, Tyler           | OL   |
| 44  | Lindsey, Jake        | ILB  |
| 6   | Luter, Bryson        | QB   |
| 62  | Mack, Will           | OL   |
| 55  | Mainord, Jacob       | ILB  |
| 68  | Manecke, Josh        | OL   |
| 79  | Manning, Jack        | OL   |
| 33  | Martin, CJ           | NB   |
| 1   | Mass, Harrison       | CB   |
| 30  | Matteson, Collin     | S    |

| No. | Name                  | Cl. | Pos. | Ht.  | Wt. | Hometown/Highschool                                   |
|-----|-----------------------|-----|------|------|-----|---|
| 1   | Anderson Britton      | Sr. | K    | 5'9  | 180 | Ringgold, Ga. / Heritage                              |
| 1   | Harrison Mass         | Fr. | CB   | 5'10 | 182 | Cypress, Texas / Cypress Springs (USMAPS)             |
| 1   | Zach Mundell          | Jr. | QB   | 5'9  | 185 | Arlington, Texas / Martin (USMAPS)                    |
| 2   | Julian Porter         | Fr. | CB   | 6'0  | 197 | Saint Johns, Fla. / Bartram Trail (USMAPS)            |
| 2   | Aden Self             | So. | RB   | 5'11 | 220 | Spring, Texas / The Woodlands                         |
| 3   | Cale Hellums          | Jr. | QB   | 5'10 | 205 | Tomball, Texas / Tomball (USMAPS)                     |
| 3   | Stephen Nnadozie      | Jr. | S    | 5'11 | 190 | Fort Worth, Texas / Fossil Ridge (USMAPS)             |
| 4   | Nathan Adejokun       | Fr. | CB   | 5'11 | 199 | Melissa, Texas / Melissa (USMAPS)                     |
| 4   | Liam Fortner          | Sr. | WR   | 6'1  | 210 | Knoxville, Tenn. / Central (USMAPS)                   |
| 5   | Justin Weaver         | Sr. | CB   | 5'11 | 190 | Decatur, Ga. / Decatur (USMAPS)                       |
| 6   | Bryson Luter          | Fr. | QB   | 5'11 | 206 | Indianapolis, Ind. / Lawrence Central (USMAPS)        |
| 6   | Jabril Williams       | Sr. | CB   | 5'10 | 190 | Joliet, Ill. / Joliet Catholic Academy (USMAPS)       |
| 7   | Jaydan Mayes          | Jr. | CB   | 5'10 | 188 | Fairfield, Ohio / Fairfield (USMAPS)                  |
| 7   | Godspower Nwawuihe    | Fr. | QB   | 5'10 | 211 | Garland, Texas / McKinney (USMAPS)                    |
| 7   | JD Sparks             | Jr. | S    | 5'10 | 197 | Southlake, Texas / Southlake Carroll                  |
| 8   | Jaylen Jones          | Fr. | S    | 5'11 | 209 | San Tan Valley, Ariz. / Hamilton (USMAPS)             |
| 8   | Hayden Reed           | Sr. | RB   | 6'0  | 220 | Tampa, Fla. / Gaither (USMAPS)                        |
| 9   | Robert Houston        | So. | CB   | 5'10 | 180 | Cincinnati, Ohio / St. Xavier (USMAPS)                |
| 9   | Ethan Washington      | So. | QB   | 6'1  | 205 | Suwanee, Ga. / North Gwinnett (USMAPS)                |
| 10  | Dewayne Coleman       | Sr. | QB   | 5'10 | 200 | Selma, Texas / Theodore Roosevelt (USMAPS)            |
| 10  | Cole Searight         | So. | NB   | 5'10 | 195 | Waxhaw, N.C. / Marvin Ridge                           |
| 11  | Tobi Olawole          | Jr. | WR   | 6'1  | 200 | Buford, Ga. / Buford (USMAPS)                         |
| 11  | David Thom-Rogers     | Fr. | S    | 6'2  | 192 | Montclair, N.J. / Montclair (USMAPS)                  |
| 13  | Blake Owen            | Fr. | QB   | 6'1  | 231 | Cookeville, Tenn. / Cookeville                        |
| 13  | Caleb Williams        | So. | S    | 5'10 | 195 | Canton, Mich. / Canton                                |
| 14  | Chace Knox            | So. | SB   | 5'8  | 170 | Wilmington, Del. / The Haverford School               |
| 14  | Gavin Shields         | Sr. | NB   | 6'2  | 205 | Pitman, N.J. / Red Lion Christian Academy (USMAPS)    |
| 15  | Noah Short            | Sr. | SB   | 6'0  | 195 | San Jose, Calif. / The King's Academy (USMAPS)        |
| 15  | Zane Tallman          | Fr. | NB   | 6'3  | 214 | Peoria, Ariz. / Liberty (USMAPS)                      |
| 16  | Landin Hoepfner       | Fr. | S    | 5'11 | 195 | Leo, Ind. / Leo (USMAPS)                              |
| 16  | Trey Tremba           | So. | RB   | 5'10 | 200 | Slaton, Pa. / Parkland                                |
| 17  | Jaxon Hammond         | Jr. | CB   | 5'10 | 175 | Memphis, Tenn. / Christian Brothers                   |
| 18  | Devan Moss            | So. | CB   | 5'8  | 177 | Birmingham, Ala. / Oak Mountain (USMAPS)              |
| 18  | Brady Mott            | Jr. | RB   | 6'1  | 220 | Vacaville, Calif. / Vacaville                         |
| 19  | Jaquavious Moss       | Fr. | ILB  | 6'0  | 246 | Eufaula, Ala. / Eufaula (USMAPS)                      |
| 19  | Sabastian Shannon     | Sr. | RB   | 5'11 | 195 | Las Vegas, Nev. / Bishop Gorman (USMAPS)              |
| 20  | Tim Kloska            | So. | RB   | 5'11 | 220 | Grand Rapids, Mich. / West Catholic (USMAPS)          |
| 20  | Casey Larkin          | Sr. | S    | 6'0  | 195 | Brielle, N.J. / Wall (USMAPS)                         |
| 21  | Baylor Newsom         | Jr. | ILB  | 6'1  | 220 | Jacksonville, Fla. / Bishop Kenny (USMAPS)            |
| 22  | BJ Alleyne            | Fr. | SLOT | 5'8  | 190 | Wilmington, Del. / Salesianum School (USMAPS)         |
| 22  | Larry Pickett Jr.     | So. | S    | 6'1  | 195 | Raleigh, N.C. / Enloe (USMAPS)                        |
| 23  | Lloyd Benson III      | Jr. | SB   | 5'8  | 195 | Baton Rouge, La. / Catholic (USMAPS)                  |
| 23  | Max Phenicie          | Fr. | ILB  | 6'1  | 213 | Zionsville, Ind. / Zionsville                         |
| 25  | Stratton Fuller       | Fr. | SLOT | 5'11 | 188 | Columbia City, Ind. / Columbia City                   |
| 25  | Ish Taylor            | So. | CB   | 5'9  | 185 | Dallas, Texas / Frisco (USMAPS)                       |
| 26  | David Clerk           | Jr. | SB   | 5'9  | 175 | Burleson, Texas / Burleson Centennial (USMAPS)        |
| 26  | Elijah Easley         | Fr. | ILB  | 6'0  | 231 | Ypsilanti, Mich. / Huron (USMAPS)                     |
| 27  | Samari Howard         | Jr. | SB   | 5'7  | 190 | Temple, Texas / Temple High (USMAPS)                  |
| 27  | JT Poynton            | Fr. | S    | 6'0  | 192 | Frankfort, Ill. / Lincoln Way East (USMAPS)           |
| 28  | Brian Barton          | Fr. | S    | 5'11 | 194 | Mansfield, Texas / Mansfield Legacy                   |
| 28  | Jayden Walker         | Fr. | SB   | 5'9  | 180 | McKinney, Texas / McKinney North                      |
| 29  | Briggs Bartosh        | So. | RB   | 5'10 | 213 | Riverside, Mo. / Park Hill South (USMAPS)             |
| 29  | Kai Woolfolk          | Fr. | ILB  | 6'0  | 224 | Mason, Ohio / William Mason (USMAPS)                  |
| 30  | Collin Matteson       | Sr. | S    | 6'0  | 195 | Edmond, Okla. / Oklahoma Christain School             |
| 31  | Charlie Barnett       | Sr. | K    | 6'1  | 191 | Austin, Texas / Westlake                              |
| 31  | Caden Brungard        | Jr. | NB   | 6'0  | 210 | Scranton, Pa. / Western Wayne (USMAPS)                |
| 32  | Stroman Bridges       | Fr. | RB   | 6'0  | 216 | Midland, Texas / Midland                              |
| 33  | Kayvion Freeman       | Fr. | NB   | 6'3  | 225 | Pearl, Miss. / Pearl (USMAPS)                         |
| 33  | CJ Martin             | So. | NB   | 6'1  | 190 | Ironton, Ohio / Ironton (USMAPS)                      |
| 33  | Jake Rendina          | Jr. | RB   | 5'11 | 240 | Kalispell, Mont. / Glacier (USMAPS)                   |
| 34  | Victor Afolabi        | Fr. | OLB  | 6'5  | 229 | South Chesterfield, Va. / Matoaca                     |
| 34  | Carson Smith          | Jr. | RB   | 6'0  | 240 | Middletown, Md. / Middletown                          |
| 36  | Isaiah Birl           | Jr. | OLB  | 6'0  | 220 | Cincinnati, Ohio / Walnut Hills                       |
| 36  | Demani Stewart        | Fr. | RB   | 5'9  | 238 | Leander, Texas / Westwood (USMAPS)                    |
| 36  | Christopher Williams  | Jr. | S    | 5'9  | 205 | San Diego, Calif. / Francis W. Parker                 |
| 37  | Ian Cline             | Fr. | RB   | 5'9  | 214 | Lewisburg, W.Va. / Providence Day School              |
| 37  | Daniel Ogordi         | So. | NB   | 5'11 | 200 | Laurel, Md. / Atholton                                |
| 38  | Cooper Allan          | Sr. | P    | 6'1  | 217 | Franklin, Tenn. / Independence (USMAPS)               |
| 38  | Brennan Fisher        | So. | ILB  | 5'11 | 230 | Perkasie, Pa. / Pennridge (USMAPS)                    |
| 38  | Nolan Johnson         | Fr. | RB   | 6'1  | 222 | Jackson, Ohio / Jackson                               |
| 39  | AJ Barbat             | So. | ILB  | 6'0  | 225 | Franklin, Tenn. / Brentwood Academy                   |
| 39  | Harrison Orr          | Fr. | RB   | 6'1  | 216 | Destin, Fla. / Fort Walton Beach (USMAPS)             |
| 40  | Eric Ford             | Sr. | OLB  | 6'3  | 235 | Laurel, Md. / Landon School (USMAPS)                  |
| 40  | Tucker James          | Fr. | RB   | 5'10 | 190 | Roanoke, Texas / Byron Nelson                         |
| 42  | Jaden Pydyn           | Fr. | RB   | 6'1  | 204 | Northville, Mich. / Detroit Catholic Central          |
| 42  | Elijah Walton         | So. | ILB  | 6'0  | 220 | San Antonio, Texas / Harlan                           |
| 43  | Khaled Waliagha       | So. | ILB  | 5'10 | 215 | Angie, La. / Franklinton (USMAPS)                     |
| 44  | Jake Lindsey          | Jr. | ILB  | 5'11 | 215 | Saint Marys, Ga. / Camden County                      |
| 44  | Parker Poloskey       | Jr. | TE   | 6'4  | 250 | Boca Raton, Fla. / Olympic Heights Community          |
| 45  | Adam Buffington       | Fr. | WR   | 6'0  | 192 | Friendswood, Texas / Friendswood (USMAPS)             |
| 45  | Campbell Sager        | So. | OLB  | 6'4  | 255 | Portland, Ore. / Westview (USMAPS)                    |
| 46  | Nick McGlynn          | Fr. | ILB  | 6'1  | 235 | Philadelphia, Pa. / St. Joseph's Prep School (USMAPS) |
| 46  | Mason Smith           | Fr. | WR   | 6'4  | 199 | Edmond, Okla. / Deer Creek                            |
| 46  | James Wagenseller     | Jr. | P    | 6'3  | 225 | Poway, Calif. / Poway (USMAPS)                        |
| 47  | Noah Nixon            | Jr. | ILB  | 6'2  | 227 | Orlando, Fla. / West Orange                           |
| 48  | Bryson Banks          | Fr. | ILB  | 5'8  | 248 | Lawrenceville, Ga. / Buford (USMAPS)                  |
| 49  | Christian Yousefzadeh | Jr. | OLB  | 6'3  | 240 | Jacksonville, Fla. / Creekside (USMAPS)               |
| 50  | Braden Bartosh        | Sr. | OL   | 6'2  | 305 | Riverside, Mo. / Park Hill South High (USMAPS)        |



# NUMERICAL ROSTER CONT.

# ALPHABETICAL

| No. | Name                | Cl. | Pos. | Ht.  | Wt. | Hometown/Highschool   |
|-----|---------------------|-----|------|------|-----|---|
| 50  | Jackson Weingart    | Fr. | ILB  | 6'2  | 234 | Carmel, Ind. / Cathedral (USMAPS)                             |
| 51  | Brady Small         | Jr. | OL   | 6'0  | 315 | Mt. Ephraim, N.J. / St. Augustine Preparatory School (USMAPS) |
| 51  | Andon Thomas        | Sr. | ILB  | 6'0  | 230 | Liberty Hill, Texas / Liberty Hill                            |
| 52  | Kody Harris-Miller  | Jr. | DL   | 6'1  | 310 | Middletown, Del. / Middletown (USMAPS)                        |
| 52  | Mack O'Halloran     | So. | OL   | 6'3  | 285 | Downers Grove, Ill. / Downers Grove South (USMAPS)            |
| 53  | James Bland         | Fr. | OL   | 6'2  | 325 | Midlothian, Va. / LC Bird                                     |
| 53  | JB Cook             | Fr. | LS   | 6'2  | 216 | Mountain Brook, Ala. / Mountain Brook (USMAPS)                |
| 53  | Kalib Fortner       | Sr. | ILB  | 6'1  | 220 | Knoxville, Tenn. / Central (USMAPS)                           |
| 54  | Tanner Bivins       | Sr. | OL   | 6'1  | 300 | Alpharetta, Ga. / Wesleyan School (USMAPS)                    |
| 54  | Carson Daniell      | Fr. | ILB  | 6'0  | 226 | Lawrenceville, N.J. / St. Paul's School                       |
| 55  | Jacob Mainord       | Fr. | ILB  | 6'0  | 229 | Fort Worth, Texas / All Saints Episcopal School               |
| 55  | Owen Walter         | Jr. | LS   | 6'0  | 225 | Arlington Hts, Ill. / Prospect (USMAPS)                       |
| 56  | Nick Buchys         | So. | DL   | 6'2  | 275 | Langhorne, Pa. / Neshaminy (USMAPS)                           |
| 56  | Tyler Lee           | Jr. | OL   | 6'1  | 315 | Tomball, Texas / Tomball (USMAPS)                             |
| 57  | Dominic Bruce       | Fr. | OL   | 6'5  | 261 | Blue Springs, Mo. / Blue Springs South                        |
| 57  | Nick Moore          | So. | OL   | 6'3  | 290 | Cincinnati, Ohio / Northwest (USMAPS)                         |
| 57  | Sam Zagame          | So. | DL   | 6'2  | 260 | Clermont, Fla. / Foundation Academy (USMAPS)                  |
| 58  | Henry Appleton      | Jr. | OL   | 6'2  | 300 | Denton, Texas / Billy Ryan (USMAPS)                           |
| 58  | Jacob Hinton        | Fr. | OLB  | 6'4  | 216 | Greenfield, Ind. / Greenfield-Central (USMAPS)                |
| 59  | Will Jeffcoat       | Sr. | OL   | 6'2  | 305 | Pelion, S.C. / Pelion   |
| 59  | Xavier Ryan         | Fr. | OLB  | 6'0  | 221 | Warner Robins, Ga. / Houston County (USMAPS)                  |
| 60  | Sam Waters          | So. | OL   | 6'3  | 295 | Boerne, Texas / Boerne (USMAPS)                               |
| 62  | Will Mack           | Fr. | OL   | 6'5  | 309 | New Braunfels, Texas / Smithson Valley (USMAPS)               |
| 62  | Jacob Tuioti        | Sr. | DL   | 6'1  | 302 | Long Beach, Calif. / Long Beach Poly (USMAPS)                 |
| 63  | Ben Britton         | So. | OL   | 6'3  | 310 | Mount Pleasant, S.C. / Oceanside Collegiate Academy           |
| 64  | Christopher Broberg | Fr. | OL   | 6'7  | 318 | Clifton Park, N.Y. / La Salle Institute (USMAPS)              |
| 66  | Chuck Johnson       | So. | OL   | 6'3  | 295 | Fort Worth, Texas / All Saints Episcopal (USMAPS)             |
| 65  | Zach Tomosovich     | Fr. | OL   | 6'5  | 327 | Trafford, Pa. / Penn Trafford (USMAPS)                        |
| 66  | Drew Prieto         | Jr. | LS   | 5'11 | 200 | Atlanta, Ga. / Marist School                                  |
| 67  | Wes Shaw            | So. | OL   | 6'3  | 305 | Tampa, Fla. / Jesuit (USMAPS)                                 |
| 67  | Ryan Snipes         | So. | LS   | 6'4  | 225 | Roswell, Ga. / Blessed Trinity Catholic (USMAPS)              |
| 68  | Kieran Garris       | Fr. | OL   | 6'1  | 325 | Boerne, Texas / Boerne Champion (USMAPS)                      |
| 68  | Josh Manecke        | So. | OL   | 6'7  | 310 | Downers Grove, Ill. / Downers Grove South                     |
| 69  | Miles Hagan         | Fr. | OL   | 6'1  | 270 | Spring, Texas / Tomball                                       |
| 70  | Braeden Helmkamp    | So. | OL   | 6'5  | 300 | Washington, Pa. / Trinity                                     |
| 70  | Gregory Meidl       | Fr. | OL   | 6'4  | 280 | Mankato, Minn. / Mankato West (USMAPS)                        |
| 71  | Paolo Gennarelli    | Jr. | OL   | 6'1  | 300 | Campton Hills, Ill. / St. Charles North High (USMAPS)         |
| 72  | Lane Parks          | Jr. | OL   | 6'3  | 305 | Yukon, Okla. / Yukon (USMAPS)                                 |
| 73  | Ned Brady           | Sr. | OL   | 6'4  | 300 | New Canaan, Conn. / New Canaan High School                    |
| 73  | Ben Konopka         | Fr. | OL   | 6'3  | 271 | Huntley, Ill. / St. Viator                                    |
| 74  | Teddy Williams      | Jr. | OL   | 6'4  | 300 | Grand Ledge, Mich. / Grand Ledge                              |
| 75  | Kyle Kloska         | Jr. | OL   | 6'2  | 305 | Grand Rapids, Mich. / West Catholic / Central Michigan        |
| 76  | Tim Savchuk         | Fr. | OL   | 6'3  | 315 | Oswego, Ill. / Oswego East (USMAPS)                           |
| 76  | Max Stober          | So. | OL   | 6'6  | 280 | Redondo Beach, Calif. / St. John Bosco (USMAPS)               |
| 77  | Kyle Baltazar       | Fr. | OL   | 6'2  | 267 | Park Ridge, Ill. / Loyola Academy (USMAPS)                    |
| 78  | Xavier Archawski    | So. | OL   | 6'5  | 310 | Ardmore, Pa. / Lower Merion (USMAPS)                          |
| 79  | Jack Manning        | Fr. | OL   | 6'2  | 284 | Parkville, Mo. / Rockhurst                                    |
| 79  | Jonah Zimmerman     | Jr. | OL   | 6'3  | 300 | Oceanside, Calif. / Oceanside (USMAPS)                        |
| 80  | Brian Dyer          | Jr. | TE   | 6'4  | 245 | Plano, Texas / Plano East                                     |
| 81  | Kofi Eduful         | Fr. | WR   | 6'0  | 214 | Forney, Texas / Forney (USMAPS)                               |
| 82  | Brian Ray III       | Fr. | WR   | 6'0  | 221 | Folsom, Calif. / Folsom (USMAPS)                              |
| 83  | William Brockmeier  | Fr. | DL   | 6'3  | 258 | Naples, Fla. / Gulf Coast (USMAPS)                            |
| 83  | Kurt Thompson       | Jr. | WR   | 6'3  | 200 | Cincinnati, Ohio / Archbishop Moeller (USMAPS)                |
| 84  | Brady Anderson      | So. | WR   | 6'1  | 210 | Edina, Minn. / Edina (USMAPS)                                 |
| 84  | CJ Bowens           | Jr. | OLB  | 6'2  | 217 | Port Saint Lucie, Fla. / The Benjamin School (USMAPS)         |
| 85  | Noah Prior          | So. | TE   | 6'4  | 255 | Bishop, Ga. / Athens Academy                                  |
| 85  | Xander Walker       | Fr. | DL   | 6'4  | 230 | Mansfield, Texas / Mansfield Legacy                           |
| 86  | Tex Brannan         | So. | TE   | 6'5  | 245 | Whitesboro, Texas. / Gonzaga College High                     |
| 86  | Jacob Cotterill     | Fr. | DL   | 6'4  | 280 | Summerville, S.C. / Summerville (USMAPS)                      |
| 87  | Jadon Bumbaugh      | Fr. | DL   | 6'1  | 275 | Rockville, Md. / Gonzaga College (USMAPS)                     |
| 87  | James Rothstein     | So. | TE   | 6'5  | 260 | Pleasanton, Calif. / Amador Valley (USMAPS)                   |
| 88  | Jakiel Kendricks    | Fr. | WR   | 6'1  | 191 | Los Angeles, Calif. / Bishop Mora Salesian (USMAPS)           |
| 89  | Dean Gee Jr.        | Fr. | OLB  | 5'11 | 225 | Ruskin, Fla. / Sumner   |
| 88  | Donovan Poe         | Jr. | DL   | 6'0  | 266 | Long Beach, Calif. / Long Beach Poly (USMAPS)                 |
| 89  | Kavon Pointer       | Jr. | WR   | 6'2  | 215 | Jonesboro, Ark. / Jonesboro (USMAPS)                          |
| 90  | Amir Ali            | Jr. | DL   | 6'1  | 276 | San Antonio, Texas / Holy Cross                               |
| 90  | Josh Greer          | Fr. | TE   | 6'2  | 240 | Uniontown, Ohio / Archbishop Hoban (USMAPS)                   |
| 90  | Bryson Hosea        | So. | K    | 5'11 | 185 | Roswell, Ga. / Blessed Trinity Catholic (USMAPS)              |
| 91  | Charles Daly        | Fr. | TE   | 6'1  | 225 | Chicago, Ill. / Loyola Academy                                |
| 91  | Sean Donovan        | So. | DL   | 6'1  | 280 | Danbury, Conn. / The Hotchkiss School (USMAPS)                |
| 91  | Joey Scardina       | Fr. | K    | 5'11 | 192 | Columbia, Mo. / Rock Bridge (USMAPS)                          |
| 92  | Abram Edwards       | Fr. | TE   | 6'5  | 227 | Winfield, Iowa / Winfield-Mt. Union (USMAPS)                  |
| 92  | Jack Latore         | Sr. | DL   | 6'5  | 290 | Middletown, N.J. / Middletown South                           |
| 93  | Andrew Astone       | Fr. | K    | 6'1  | 195 | Littleton, Colo. / Chatfield                                  |
| 93  | Grayson Baker       | So. | DL   | 6'7  | 275 | Worcester, Mass. / Wachusett Regional                         |
| 94  | Javon Smith         | So. | DL   | 6'2  | 265 | Kansas City Mo. / Liberty North (USMAPS)                      |
| 95  | Matt Gemma          | So. | DL   | 6'1  | 290 | Flemington, N.J. / Delbarton (USMAPS)                         |
| 95  | Dawson Jones        | So. | K    | 5'11 | 190 | Waxhaw, N.C. / Marvin Ridge                                   |
| 96  | Luca Guerra         | Fr. | K    | 5'10 | 188 | Miami Springs, Fla. / Miami Central                           |
| 96  | Dillon Stowers      | Jr. | DL   | 6'2  | 270 | Lynchburg, Va. / Liberty Christian Academy (USMAPS)           |
| 97  | Jake Hulstein       | So. | K    | 6'1  | 240 | Cedar Falls, Iowa / Cedar Falls (USMAPS)                      |
| 97  | Cael Newton         | So. | DL   | 6'5  | 265 | Punta Gorda, Fla. / Charlotte (USMAPS)                        |
| 98  | Matthew Faulk       | So. | P    | 6'0  | 190 | Mill Creek, Wash. / Archbishop Murphy (USMAPS)                |
| 98  | Deshontez Gray      | Sr. | DL   | 6'3  | 265 | Gaston, S.C. / Pelion (USMAPS)                                |
| 99  | Jack Bousum         | So. | DL   | 6'4  | 268 | Annapolis, Md. / St. Mary's (USMAPS)                          |

|    |                        |     |
|----|------------------------|-----|
| 7  | Mayes, Jaydan          | CB  |
| 46 | McGlynn, Nick          | ILB |
| 70 | Meidl, Gregory         | OL  |
| 57 | Moore, Nick            | OL  |
| 18 | Moss, Devan            | CB  |
| 19 | Moss, Jaquavius        | ILB |
| 18 | Mott, Brady            | RB  |
| 1  | Mundell, Zach          | QB  |
| 21 | Newsom, Baylor         | ILB |
| 97 | Newton, Cael           | DL  |
| 47 | Nixon, Noah            | ILB |
| 3  | Nnadozie, Stephen      | S   |
| 7  | Nwawuihe, Godspower    | QB  |
| 52 | O'Halloran, Mack       | OL  |
| 37 | Ogordi, Daniel         | S   |
| 11 | Olawole, Tobo          | WR  |
| 39 | Orr, Harrison          | QB  |
| 13 | Owen, Blake            | QB  |
| 72 | Parks, Lane            | OL  |
| 23 | Phenicie, Max          | ILB |
| 22 | Pickett Jr., Larry     | S   |
| 88 | Poe, Donovan           | DL  |
| 89 | Pointer, Kavon         | WR  |
| 44 | Poloskey, Parker       | TE  |
| 2  | Porter, Julian         | CB  |
| 27 | Poynton, JT            | S   |
| 66 | Prieto, Drew           | LS  |
| 85 | Prior, Noah            | TE  |
| 42 | Pydyn, Jaden           | RB  |
| 82 | Ray III, Brian         | WR  |
| 8  | Reed, Hayden           | RB  |
| 33 | Rendina, Jake          | RB  |
| 87 | Rothstein, James       | TE  |
| 59 | Ryan, Xavier           | OLB |
| 45 | Sager, Campbell        | OLB |
| 76 | Savchuk, Tim           | OL  |
| 91 | Scardina, Joey         | K   |
| 10 | Searight, Cole         | NB  |
| 2  | Self, Aden             | RB  |
| 19 | Shannon, Sabastian     | RB  |
| 67 | Shaw, Wes              | OL  |
| 14 | Shields, Gavin         | S   |
| 15 | Short, Noah            | SB  |
| 51 | Small, Brady           | OL  |
| 34 | Smith, Carson          | RB  |
| 94 | Smith, Javon           | DL  |
| 46 | Smith, Mason           | WR  |
| 67 | Snipes, Ryan           | LS  |
| 7  | Sparks, JD             | S   |
| 36 | Stewart, Demani        | RB  |
| 76 | Stober, Max            | OL  |
| 96 | Stowers, Dillon        | DL  |
| 15 | Tallman, Zane          | NB  |
| 25 | Taylor, Ish            | CB  |
| 11 | Thom-Rogers, David     | S   |
| 51 | Thomas, Andon          | ILB |
| 83 | Thompson, Kurt         | WR  |
| 65 | Tomosovich, Zach       | OL  |
| 16 | Tremba, Trey           | RB  |
| 62 | Tuioti, Jacob          | DL  |
| 46 | Wagenseller, James     | P   |
| 43 | Waliagha, Khaled       | ILB |
| 28 | Walker, Jayden         | SB  |
| 85 | Walker, Xander         | DL  |
| 55 | Walter, Owen           | LS  |
| 42 | Walton, Elijah         | ILB |
| 9  | Washington, Ethan      | QB  |
| 60 | Waters, Sam            | OL  |
| 5  | Weaver, Justin         | CB  |
| 50 | Weingart, Jackson      | ILB |
| 13 | Williams, Caleb        | S   |
| 32 | Williams, Christopher  | S   |
| 6  | Williams, Jabril       | CB  |
| 74 | Williams, Teddy        | OL  |
| 29 | Woolfolk, Kai          | ILB |
| 49 | Yousefzadeh, Christian | OLB |
| 57 | Zagame, Sam            | DL  |
| 79 | Zimmerman, Jonah       | OL  |



# 2025 ARMY BLACK KNIGHTS DEPTH CHART

DEPTH CHART IS UNOFFICIAL AND COMPILED BY ARMY ATHLETIC COMMUNICATIONS

As of: 9.29.25

## BLACK KNIGHTS OFFENSE

|    |    |                  |        |                             |
|----|----|------------------|--------|-----------------------------|
| LT | 58 | HENRY APPLETON   | 78     | Xavier Archawski            |
| LG | 59 | WILL JEFFCOAT    | 50     | Braden Bartosh              |
| C  | 51 | BRADY SMALL      | 75     | Kyle Kloska                 |
| RG | 71 | PAOLO GENNARELLI | 72     | Lane Parks                  |
| RT | 74 | TEDDY WILLIAMS   | 56     | Tyler Lee                   |
| QB | 10 | DEWAYNE COLEMAN  | -OR- 3 | CALE HELLUMS 1 Zach Mundell |
| RB | 8  | HAYDEN REED      | 34     | Carson Smith                |
| RB | 27 | SAMARI HOWARD    | 18     | Brady Mott                  |
| SB | 15 | NOAH SHORT       | 26     | David Clerk                 |
| WR | 4  | LIAM FORTNER     | 84     | Brady Anderson              |
| TE | 44 | PARKER POLOSKEY  | 80     | Brian Dyer                  |

Freshman Underlined

## BLACK KNIGHTS DEFENSE

|     |    |                 |    |                     |
|-----|----|-----------------|----|---------------------|
| DL  | 92 | JACK LATORE     | 96 | Dillon Stowers      |
| NT  | 62 | JACOB TUIOTI    | 95 | Matt Gemma          |
| DL  | 99 | JACK BOUSUM     | 98 | Deshontez Gray      |
| OLB | 40 | ERIC FORD       | 47 | Noah Nixon          |
| ILB | 51 | ANDON THOMAS    | 21 | Baylor Newsom       |
| ILB | 53 | KALIB FORTNER   | 48 | <u>Bryson Banks</u> |
| OLB | 14 | GAVIN SHIELDS   | 10 | Cole Searight       |
| CB  | 7  | JAYDAN MAYES    | 6  | Jabril Williams     |
| SS  | 20 | CASEY LARKIN    | 3  | Stephen Nnadozie    |
| FS  | 30 | COLLIN MATTESON | 13 | Caleb Williams      |
| CB  | 5  | JUSTIN WEAVER   | 17 | Jaxon Hammond       |

Freshman Underlined

## BLACK KNIGHTS SPECIALISTS

|    |    |                                 |
|----|----|---------------------------------|
| P  | 46 | JAMES WAGENSELLER               |
| K  | 95 | DAWSON JONES                    |
| KO | 1  | ANDERSON BRITTON                |
| H  | 38 | COOPER ALLAN                    |
| LS | 55 | OWEN WALTER                     |
| KR | 23 | LLOYD BENSON III 7 Jaydan Mayes |
| PR | 23 | LLOYD BENSON III 7 Jaydan Mayes |

## BLACK KNIGHTS PRONUNCIATIONS

Xavier Archawski .....ex-AY-vee-ur ar-CHOW-skee  
 Jack Bousum ..... BAUGH-some  
 Nick Buchys ..... BUCK-ees  
 Matt Gemma .....JEM-uh  
 Paolo Gennarelli ..... PAH-lo gen-uh-RELL-ee  
 Deshontez Gray ..... de-SHON-tez  
 Bryson Hosea ..... ho-ZAY-uh  
 Josh Manecke ..... MAN-uh-kee  
 Stephen Nnadozie ..... nuh-DOZE-ee  
 Tobi Olawole ..... all-luh-WALL-ay  
 Daniel Ogordi ..... o-GOR-dee  
 Parker Poloskey ..... pah-LOS-skee  
 Kavon Pointer ..... Kuh-VON  
 Drew Prieto ..... pree-ETT-oh  
 Jake Rendina ..... ren-DEE-nuh  
 Dillon Stowers ..... STAO-werz  
 Jacob Tuioti ..... too-ee-OH-tee  
 Khaled Waliagha ..... KAH-lid wah-lee-AH-ga  
 Brandon Wraalstad ..... RAWL-stad  
 Christian Yousefzadeh ..... you-sef-ZA-duh  
 Sam Zagame ..... za-GAH-mee

### Freshman:

Nathan Adejokun ..... add-uh-JOE-kin  
 Victor Afolabi ..... af-uh-LA-bee  
 BJ Alleyne ..... ah-LEEN  
 Kyle Baltazar ..... BALL-tuh-zarr  
 William Brockmeier ..... BROCK-my-er  
 Jacob Cotterill ..... COTT-uh-rill  
 Charles Daly ..... DAY-lee  
 Abram Edwards ..... ABE-rum  
 Kayvion Freeman ..... KAY-vee-on  
 Kieran Garris ..... KEER-in  
 Dean Gee Jr. .... JEE  
 Landin Hoepfner ..... HEPP-ner  
 Jakiel Kendricks ..... ja-KEEL  
 Ben Konopka ..... kuh-NOP-kuh  
 Bryson Luter ..... LEW-ter  
 Jacob Mainord ..... MAY-nerd  
 Nick McGlynn ..... mick-GLYNN  
 Gregory Meidl ..... MY-dull  
 Jaquavious Moss ..... juh-KWAY-vee-us  
 Godspower Nwawuihe ..... WAH-wee-hay  
 Max Phenicie ..... FINN-uh-see  
 JT Poynton ..... POYN-tin  
 Jaden Pydyn ..... PIE-den  
 Xavier Ryan ..... ZAY-vee-err  
 Tim Savchuk ..... SAV-chuck  
 Demani Stewart ..... duh-MAH-nee  
 David Thom-Rogers ..... tom-ROG-ers  
 Zach Tomosovich ..... tuh-MOSS-uh-vitch  
 Xander Walker ..... ZAN-derr  
 Jackson Weingart ..... WINE-gart



## GAME-BY-GAME STARTERS - 2025

### OFFENSE

| Position  | Tarleton State (1) | at K-State (2)   | North Texas (3)  | at UAB (4)       |
|-----------|--------------------|------------------|------------------|------------------|
| QB        | Dewayne Coleman    | Cale Hellums     | Cale Hellums     | Dewayne Coleman  |
| RB        | Hayden Reed        | Hayden Reed      | Hayden Reed      | Hayden Reed      |
| RB        | Samari Howard      | Samari Howard    | Samari Howard    | Samari Howard    |
| Slot Back | Noah Short         | Noah Short       | Noah Short       | Noah Short       |
| WR        | Brady Anderson     | Liam Fortner     | Liam Fortner     | Brady Anderson   |
| TE        | Parker Poloskey    | Parker Poloskey  | Parker Poloskey  | Parker Poloskey  |
| LT        | Henry Appleton     | Henry Appleton   | Henry Appleton   | Henry Appleton   |
| LG        | Will Jeffcoat      | Will Jeffcoat    | Will Jeffcoat    | Will Jeffcoat    |
| C         | Brady Small        | Brady Small      | Brady Small      | Brady Small      |
| RG        | Paolo Gennarelli   | Paolo Gennarelli | Paolo Gennarelli | Paolo Gennarelli |
| RT        | Teddy Williams     | Teddy Williams   | Teddy Williams   | Teddy Williams   |

### DEFENSE

| Position | Tarleton State (1) | at K-State (2)  | North Texas (3) | at UAB (4)       |
|----------|--------------------|-----------------|-----------------|------------------|
| DL       | Jack Latore        | Jack Latore     | Jack Latore     | Jack Latore      |
| DL       | Kody Harris-Miller | Jacob Tuioti    | Jacob Tuioti    | Jacob Tuioti     |
| DL       | Deshontez Gray     | Jack Bousum     | Jack Bousum     | Jack Bousum      |
| OLB      | Eric Ford          | Eric Ford       | Eric Ford       | Eric Ford        |
| ILB      | Kalib Fortner      | Kalib Fortner   | Kalib Fortner   | Kalib Fortner    |
| ILB      | Andon Thomas       | Andon Thomas    | Andon Thomas    | Andon Thomas     |
| OLB      | Gavin Shields      | Gavin Shields   | Gavin Shields   | Gavin Shields    |
| CB       | Jaydan Mayes       | Jaydan Mayes    | Jaydan Mayes    | Jaydan Mayes     |
| S        | Casey Larkin       | Casey Larkin    | Casey Larkin    | Casey Larkin     |
| S        | Collin Matteson    | Collin Matteson | Collin Matteson | Stephen Nnadozie |
| CB       | Justin Weaver      | Justin Weaver   | Justin Weaver   | Justin Weaver    |

## 2025 TEAM NOTES

### A DAY IN THE LIFE OF A FOOTBALL CADET-ATHLETE

#### ANDON THOMAS • SENIOR • CHEMICAL ENGINEERING

##### Sample Schedule

- 0650 - Morning Formation
- 0705 - Breakfast
- 0740 - 0855 Officership
- 0905 - 1020 Heat and Mass Transfer
- 1055 - 1150 Golf
- 1155 - Lunch Formation
- 1200 - Lunch in mess hall
- 1245 - 1400 Commandant's Hour
- 1430 - Team Meeting
- 1500 - Lift/Position Meetings
- 1610 - Practice
- 1835 - Treatment and Team Dinner
- 1945 - Evening Team Study Hall
- 2330 - Lights Out

### 2025 TEAM CAPTAINS

In April, the team voted for team captains. Both inside linebackers Andon Thomas and Kalib Fortner were selected as team captains for the 2025 season. In 2021, Army also had only defensive captains when they had four: Nolan Cockrill, Cedrick Cunningham, Arik Smith, Marquel Broughton.

### WATCH PARTY

Several Army players were recognized on preseason watch lists this summer.

#### Dewayne Coleman | Earl Campbell Tyler Rose Award

Award recognizes the top offensive player in Division I football who also exhibits the enduring characteristics that define Earl Campbell: integrity, performance, teamwork, sportsmanship, drive, community and tenacity; specifically, tenacity to persist and determination to overcome adversity and injury in pursuit of reaching goals

#### Brady Small | Rimington Trophy

An award presented annually to the nation's most outstanding center in Division I College Football. This year, the Trophy committee worked with Pro Football Focus (PFF) to narrow down its list to the top 40 centers. PFF grades every player on every play of every game on how well they execute their given assignment.

#### Andon Thomas | Chuck Bednarik Award

The Bednarik Award is presented annually to the most outstanding defensive player in college football.

#### Casey Larkin | Jim Thorpe Award

Awarded to the best defensive back in college football based on performance on the field, athletic ability, and character.

#### Paolo Gennarelli and Brady Small | Outland Trophy | Lombardi Award

Outland Trophy has been given to the best interior lineman in college football

The Rotary Lombardi Award is presented annually to the college football player who best embodies the values and spirit of legendary NFL coach Vince Lombardi, including performance, leadership, character, and resilience.

#### Jaydan Mayes | East-West Shrine Bowl 1000

The Shrine Bowl 1000 is an annual watch list compiled by the East-West Shrine Bowl organization that highlights the top 1,000 eligible college football players—across all four NCAA divisions—who are considered prospects for the upcoming Shrine Bowl all-star game and the corresponding NFL Draft class.

### MONKEN'S HARDWARE

Head Coach Jeff Monken garnered national recognition for his leadership and teams' success in a historic 12-2 record-breaking 2024 season, earning several prestigious honors, including:

#### • ANDY TALLEY REGIONAL COACH OF THE YEAR (MAXWELL FOOTBALL CLUB)

#### • PAUL "BEAR" BRYANT GROUP OF FIVE COACH OF THE YEAR

#### • AFCA REGIONAL COACH OF THE YEAR

#### • ECAC DIVISION I COACH OF THE YEAR

He was also a finalist for the Paul "Bear" Bryant Coach of the Year award.

### DODD TROPHY WATCH LIST

Monken has been named to the 2025 Dodd Trophy Watch List, announced by the Bobby Dodd Coach of the Year Foundation and the Peach Bowl.

This year's list includes 26 of the nation's top college football coaches representing all Power Four conferences, as well as the AAC, Mountain West and an independent.

Additionally, four of the finalists for last year's award are represented with Kenny Dillingham (Arizona State), Dan Lanning (Oregon), Jeff Monken (Army) and the eventual winner of the 2024 Dodd Trophy, Notre Dame head coach Marcus Freeman.

The Dodd Trophy, college football's most coveted national coaching award, celebrates the head coach of a team who enjoys success on the gridiron, while also stressing the importance of scholarship, leadership and integrity—the three pillars of legendary coach Bobby Dodd's coaching philosophy.

### ALLSTATE AFCA GOOD WORKS® TEAM

Monken, also has been nominated to the 2025 Allstate AFCA Good Works Team.

The nomination marks Monken's third consecutive season making the initial nomination list. Among Monken's numerous acts of good work to the community, he annually plays and participates in the Peach Bowl Golf Tournament, with proceeds from the competition benefiting a charitable foundation of his choice.

### 2024 JOE MOORE AWARD WINNERS

In a surprise presentation at the team's hotel in Washington, D.C., ahead of the iconic Army-Navy Game presented by CBS Sports and USAA, Army's offensive line was honored with the Joe Moore Award—the only award in college football that recognizes an entire unit. This historic achievement marks Army's first-ever Joe Moore Award win and the first time a unit from a military academy or the Group of 5 has received this prestigious honor.

The Black Knights used the same five starters in every game in 2024: LT Connor Finucane, LG Bill Katsigiannis, C Brady Small, RG Paolo Gennarelli, RT Lucas Scott.

### 2024 AMERICAN CONFERENCE ACCOLADES

Army Head Coach Jeff Monken was selected as Coach of the Year and senior quarterback Bryson Daily was tabbed as the Offensive Player of the Year.

Gracing the first team were QB Bryson Daily, C Brady Small, LG Bill Katsigiannis and S Max DiDomencio. On the second team were LT Connor Finucane, RT Lucas Scott, RG Paolo Gennarelli, RB Kanye Udoh and DL Kyle Lewis. ILB Andon Thomas and OLB Elo Modozie were selected to the third team and ILB Kalib Fortner was named an honorable mention.



## 2025 TEAM NOTES

### 2025 WEEKLY AWARDS

#### COLLIN MATTESON (WEEK 2 AT K-STATE)

Recorded five tackles, broke up three passes, and sealed the win by intercepting Wildcats quarterback Avery Johnson with 1:35 remaining. Just before that, he denied a deep completion with a timely breakup before the two-minute warning.— Named Bronko Nagurski National Defensive Player of the Week

— Garnered American Defensive Player of the Week Honors

— Named PFF College Defensive Player of the Week

— Named Lott IMPACT Trophy Player of the Week

#### CALE HELLUMS (WEEK 2 AT K-STATE)

— Named Manning Award Star of the Week

— Named to Davey O'Brien Great 8 List For Week 2

### ARMY VS. POWER CONFERENCES

The win over Kansas State marked Head Coach Jeff Monken's fourth win over a Power Conference program in his Army tenure (2014-pres.).

It Army's first victory over a Power Conference opponent since beating vs. Missouri in the 2021 Armed Forces Bowl.

The victory was also Army's first true road win over a Power Conference program since a 21-13 triumph at Wake Forest in 2016. It was also the Black Knights' first win over a Big 12 opponent since 2006, a 27-24 overtime victory against Baylor.

| Year | Location | Opponent        | Score      | Result |
|------|----------|-----------------|------------|--------|
| 2016 | at       | Wake Forest     | 21-13      | W      |
| 2016 | Neutral  | Notre Dame      | 44-6       | L      |
| 2017 | at       | #8 Ohio State   | 38-7       | L      |
| 2017 | vs.      | Duke            | 21-16      | W      |
| 2018 | at       | Duke            | 34-14      | L      |
| 2018 | at       | #5 Oklahoma     | 28-21 (OT) | L      |
| 2019 | at       | #7 Michigan     | 24-21 (OT) | L      |
| 2020 | BOWL     | West Virginia   | 24-21      | L      |
| 2021 | at       | Wisconsin       | 20-14      | L      |
| 2021 | vs.      | #15 Wake Forest | 70-56      | L      |
| 2021 | BOWL     | Missouri        | 24-22      | W      |
| 2022 | at       | #15 Wake Forest | 45-10      | L      |
| 2023 | at       | Syracuse        | 29-16      | L      |
| 2023 | vs.      | Boston College  | 27-24      | L      |
| 2023 | at       | #19 LSU         | 62-0       | L      |
| 2024 | Neutral  | #6 Notre Dame   | 49-14      | L      |
| 2025 | at       | Kansas State    | 24-21      | W      |

### CARDIAC CADETS

Army erased a 13-0 first-half deficit and a seven-point hole entering the fourth quarter to rally past Kansas State in Week 2.

It marked Army's first comeback win of more than 13 points since 2020 and just its third since 2004.

Since 2003, the Black Knights have recorded only three victories after trailing by 13 or more points.

| Game Date/Opponent              | Trailing by |
|---------------------------------|-------------|
| 09/06/2025 at Kansas State      | 13          |
| 11/21/2020 vs. Georgia Southern | 14          |
| 10/16/2004 at South Florida     | 14          |

### STILL RED HOT

Army began the 2023 season with a 2-6 record, before going on a historic run that carried into the 2024 season.

Army is 17-5 in its last 22 games, dating back to November 2023.

The Black Knights got their run started when upsetting rival Air Force. The 23-3 blowout win gave Army its first win over an AP-ranked opponent since 1972 and handed Air Force its first loss of the 2023 season, breaking their 13-game win streak.

| Date     | Opponent                   | Result         |
|----------|----------------------------|----------------|
| 11/4/23  | #17 Air Force              | W 23-3         |
| 11/11/23 | Holy Cross                 | W 17-14        |
| 11/18/23 | Coastal Carolina           | W 28-21        |
| 12/9/23  | Navy                       | W 17-11        |
| 8/30/24  | Lehigh                     | W 42-7         |
| 9/7/24   | @Florida Atlantic          | W 24-7         |
| 9/21/24  | Rice                       | W 37-14        |
| 9/26/24  | @Temple                    | W 42-14        |
| 10/5/24  | @Tulsa                     | W 49-7         |
| 10/12/24 | UAB                        | W 44-10        |
| 10/19/24 | East Carolina              | W 45-28        |
| 11/2/24  | Air Force                  | W 20-3         |
| 11/9/24  | @North Texas               | W 14-3         |
| 11/23/24 | #6 Notre Dame              | L 14-49        |
| 11/30/24 | UTSA                       | W 29-24        |
| 12/6/24  | Tulane                     | W 35-14        |
| 12/14/24 | Navy                       | L 13-31        |
| 12/28/24 | Louisiana Tech (Bowl Game) | W 27-6         |
| 8/29/25  | Tarleton State             | L, 27-30 (2OT) |
| 9/6/25   | Kansas State               | W, 24-21       |
| 9/20/25  | North Texas                | L, 45-38 (OT)  |
| 9/25/25  | East Carolina              | L, 28-6        |

### SERVICE ACADEMY EXCELLENCE

Since 2017, Monken and company has enjoyed a 69-37 win-loss record, the best among the three service academies in that span.

| Rk | School    | W  | L  | Pct. |
|----|-----------|----|----|------|
| 1. | Army      | 69 | 37 | .651 |
| 2. | Air Force | 59 | 39 | .602 |
| 3. | Navy      | 51 | 51 | .500 |

### ACADEMY BOWL WINS (SINCE 2016)

| Rk | School    | W | L |
|----|-----------|---|---|
| 1. | Army      | 5 | 1 |
| 2. | Air Force | 4 | 0 |
| 3. | Navy      | 3 | 1 |

### 12-5

Head Coach Jeff Monken is 12-5 in his last 17 service academy games dating back to the Army-Navy Game in 2016.

### BARTOSH'S BREAKTHROUGH

Briggs Bartosh scored his first career touchdown on a 75-yard run vs. North Texas, tied for the 10th-longest in program history since 1996. He finished with 99 yards on eight carries.

### 100-YARD RUSHERS

Reed and Coleman each surpassed 100 rushing yards vs. North Texas. Army nearly had three 100-yard rushers with Bartosh, which would have been the first time since 2016 (vs. Morgan State).

## 2025 TEAM NOTES

### ANDERSON'S BIG GRAB

WR Brady Anderson hauled in a 68-yard touchdown late in the fourth quarter in Game 3 vs. North Texas, tied for the 21st-longest reception in program history.

### FIRST CAREER SCORE FOR SAMARI

RB Samari Howard caught his first career touchdown, a 17-yard score before halftime in Game 3 vs. North Texas.

### 375+ RUSHING YARDS

Army rushed for 387 yards in Game 3 vs. North Texas. Army has rushed for 375+ yards 32 times since 2016, most in the country, four more than the next highest.

| Team                |           | Count | W-L  |
|---------------------|-----------|-------|------|
| 1. Army             | 2016-2025 | 32    | 27-5 |
| 2. Air Force        | 2016-2023 | 28    | 25-3 |
| 3. Navy             | 2016-2025 | 24    | 23-1 |
| 4. Georgia Tech     | 2017-2020 | 10    | 8-2  |
| 5. Georgia Southern | 2016-2021 | 8     | 8-0  |

### A LOT OF OVERTIME

Army has played in two overtime games in 2025. Since 2022, Army has played in four overtime games, tied for the fifth most in the country in that span.

| Team                | Count | W-L |
|---------------------|-------|-----|
| 1. Houston          | 6     | 3-3 |
| T-2. Akron          | 5     | 2-3 |
| T-2. Louisiana Tech | 5     | 0-5 |
| T-2. Texas Tech     | 5     | 4-1 |
| T-5. Army*          | 4     | 1-3 |

\*Tied with nine other schools

### KEEP AWAY

Under head coach Jeff Monken, Army has specialized in long, sustained drives that dominate time of possession and limit opportunities for opposing offenses. That approach has consistently kept the Black Knights' defense fresh, as Army has averaged the fewest defensive snaps per game of any FBS team from 2016-2024.

| Team      | Def Snaps | Def Snaps/Game | Rank |
|-----------|-----------|----------------|------|
| Army      | 6622      | 57.6           | 1    |
| Air Force | 6182      | 57.8           | 2    |
| Wisconsin | 6950      | 61.5           | 3    |
| Minnesota | 6848      | 62.3           | 4    |
| Michigan  | 7179      | 63.0           | 5    |
| Navy      | 7073      | 63.2           | 6    |
| Georgia   | 7847      | 63.3           | 7    |
| Utah      | 7128      | 63.6           | 8    |

### THIS WEEK'S COMBO

Army is wearing its gold helmets, white jerseys and white pants on Saturday at UAB.

### SWAG TRACKER

### ARMY'S RECORD BY UNIFORM COMBINATION (SINCE 2017)

| Helmet        | Jersey | Pants | W  | L  |
|---------------|--------|-------|----|----|
| Gold          | Black  | Gold  | 25 | 2  |
| Gold          | Black  | Black | 5  | 5  |
| Gold          | White  | Gold  | 7  | 11 |
| Gold          | White  | White | 3  | 3  |
| Gold          | Gray   | Gray  | 4  | 1  |
| Gold          | Gray   | Gold  | 0  | 1  |
| Black         | Black  | Black | 10 | 3  |
| Black         | Black  | Gold  | 2  | 0  |
| Black         | White  | White | 3  | 3  |
| Black         | White  | Black | 4  | 5  |
| Skull & Bones | Black  | Black | 2  | 0  |

**Totals: 65 34**

(Army-Navy uniforms not represented in this total)

### BORN IN THE USA

Breakdown of which states Army's roster hails from.

|                 |                   |                  |
|-----------------|-------------------|------------------|
| Texas: 34       | South Carolina: 4 | Massachusetts: 1 |
| Florida: 14     | Alabama: 3        | Mississippi: 1   |
| Georgia: 12     | Delaware: 3       | Montana: 1       |
| California: 11  | North Carolina: 3 | Nevada: 1        |
| Illinois: 10    | Oklahoma: 3       | Oregon: 1        |
| New Jersey: 7   | Virginia: 3       | New York: 1      |
| Tennessee: 7    | Arizona: 2        | Washington: 1    |
| Ohio: 9         | Connecticut: 2    | West Virginia: 1 |
| Pennsylvania: 8 | Iowa: 2           |                  |
| Indiana: 6      | Louisiana: 2      |                  |
| Michigan: 6     | Minnesota: 2      |                  |
| Missouri: 6     | Arkansas: 1       |                  |
| Maryland: 5     | Colorado: 1       |                  |

### EXPERIENCED RETURNERS

Army returns many key starters that have logged many starts throughout their careers.

### Career Starts

|                  |    |
|------------------|----|
| Brady Small      | 30 |
| Noah Short       | 27 |
| Kalib Fortner    | 27 |
| Casey Larkin     | 19 |
| Paolo Gennarelli | 18 |
| Jaydan Mayes     | 17 |
| Liam Fortner     | 16 |

### NEW FACES

Army had six starters making their first career starts vs. Tarleton State in Week 1.

First career starts included: LT Henry Appleton, RT Teddy Williams, WR Brady Anderson, TE Parker Poloskey, OLB Gavin Shields, FS Collin Matteson.



## 2025 TEAM NOTES

### UNDER THE BRIGHT LIGHTS — ON NATIONAL TV

Army's record on ESPN since 2016 is 8-3 and is a combined 16-7 on nationally televised games on ESPN or CBS.

Army had won its last five games on ESPN until its most recent loss at ECU.

#### ARMY'S RECORD BY TV CHANNEL (SINCE 2016)

| CHANNEL            | RECORD |
|--------------------|--------|
| CBS                | 8-3    |
| ESPN               | 8-3    |
| ESPN2              | 1-1    |
| CBS SPORTS NETWORK | 26-9   |

*\*All five of Army's home games in 2025 are on CBS Sports Network\**

*Army will play on ESPN at least twice in 2025 (at Kansas State, at East Carolina).*

### WIN THE TURNOVER BATTLE!

Since 2016, Army has an impressive 53–3 record when winning the turnover battle in games under the Jeff Monken.

#### SINCE 2016 — TURNOVER MARGIN — WIN, LOSS RECORD BY YEAR

##### WHEN ARMY LOSES THE TURNOVER BATTLE (-1 OR WORSE)

|        | W         | L         |
|--------|-----------|-----------|
| 2025 - | 0         | 3         |
| 2024 - | 0         | 2         |
| 2023 - | 1         | 5         |
| 2022 - | 0         | 4         |
| 2021 - | 0         | 2         |
| 2020 - | 2         | 1         |
| 2019 - | 1         | 4         |
| 2018 - | 2         | 2         |
| 2017 - | 2         | 2         |
| 2016 - | 2         | 4         |
|        | <b>10</b> | <b>29</b> |

##### WHEN THE TURNOVER BATTLE IS TIED (=0)

|        | W         | L         |
|--------|-----------|-----------|
| 2024 - | 4         | 0         |
| 2023 - | 0         | 1         |
| 2022 - | 0         | 2         |
| 2021 - | 1         | 2         |
| 2020 - | 2         | 1         |
| 2019 - | 1         | 2         |
| 2018 - | 3         | 0         |
| 2017 - | 3         | 1         |
| 2016 - | 0         | 1         |
|        | <b>14</b> | <b>10</b> |

##### WHEN ARMY WINS THE TURNOVER BATTLE (+1 OR BETTER)

|        | W         | L        |
|--------|-----------|----------|
| 2025 - | 1         | 0        |
| 2024 - | 8         | 0        |
| 2023 - | 5         | 0        |
| 2022 - | 6         | 0        |
| 2021 - | 8         | 0        |
| 2020 - | 5         | 1        |
| 2019 - | 3         | 2        |
| 2018 - | 6         | 0        |
| 2017 - | 5         | 0        |
| 2016 - | 6         | 0        |
|        | <b>53</b> | <b>3</b> |

### 7 OR FEWER UNDER COACH NATE WOODY

Last season (2024), Army's defense held its opponents to seven points or fewer in six of its 14 games.

Army's six times holding the opposition to seven or less was tied for the most in the country with Ohio State.

| Rk. | Team          | Year | Count |
|-----|---------------|------|-------|
| 1   | Army          | 2024 | 6     |
| 2   | Ohio State    | 2024 | 6     |
| 3   | James Madison | 2024 | 5     |
| 4   | Texas         | 2024 | 5     |

Under Defensive Coordinator Nate Woody (2020-present), Army is 14-0 when holding to seven or less.

| Date     | Opponent               | Results |
|----------|------------------------|---------|
| 1 9/5/20 | Middle Tennessee State | W 42-0  |
| 9/12/20  | Louisiana-Monroe       | W 37-7  |
| 10/24/20 | Mercer                 | W 49-3  |
| 12/12/20 | Navy                   | W 15-0  |
| 12/19/20 | Air Force              | W 10-7  |
| 11/26/22 | Massachusetts          | W 44-7  |
| 9/9/23   | Delaware St.           | W 57-0  |
| 11/4/23  | Air Force              | W 23-3  |
| 8/30/24  | Lehigh                 | W 42-7  |
| 9/7/24   | Florida Atlantic       | W 24-7  |
| 10/5/24  | Tulsa                  | W 49-7  |
| 11/2/24  | Air Force              | W 20-3  |
| 11/9/24  | North Texas            | W 14-3  |
| 12/28/24 | Louisiana Tech         | W 27-6  |

### 21 OR FEWER UNDER COACH NATE WOODY

Under Defensive Coordinator Nate Woody (2020-present), Army has held its opponents under 21 points 42 times, ranking ninth best in the FBS in that span.

| Rk | Team       | Count | W  | L |
|----|------------|-------|----|---|
| 1  | Georgia    | 55    | 55 | 0 |
| 2  | Iowa       | 50    | 42 | 9 |
| 3  | Ohio State | 49    | 47 | 2 |
| 4  | Penn State | 46    | 42 | 4 |
| 5  | Alabama    | 44    | 43 | 1 |
| 6  | Air Force  | 43    | 34 | 9 |
| 7  | Clemson    | 43    | 40 | 3 |
| 8  | Notre Dame | 43    | 39 | 4 |
| 9  | Michigan   | 43    | 41 | 2 |
| 10 | Army       | 42    | 35 | 7 |

### BALL CONTROL

Army's 40:29 of time possession in its win over Kansas State ranks the sixth highest for Army since 2021.

|   | Date     | Opp              | TOP      |
|---|----------|------------------|----------|
| 1 | 9/15/23  | UTSA             | 44:25:00 |
| 2 | 10/23/21 | Wake Forest      | 42:43:00 |
| 3 | 11/9/24  | North Texas      | 41:37:00 |
| 4 | 9/4/21   | Georgia Southern | 40:51:00 |
| 5 | 9/18/21  | UConn            | 40:36:00 |
| 6 | 9/6/25   | K-State          | 40:29:00 |

### ONSIDE

Army's recovered an onside kick at Kansas State when Anderson Britton banged a kick off of a front line player on KSU's return team. It was Army's first successful recovery since 2020 vs. Abilene Christian.

## 2025 TEAM NOTES

### LONG DRIVES

Army has put together four drives this season of over 15 plays. Army is tied with Utah as the only school's in the country with four or more such drives.

### MOST PLAYS PER DRIVES

| Plays | Team (Drive)  |
|-------|---|
| 24    | Hawaii at Air Force (80 yards, 12:14)               |
| 20    | Utah at UCLA (80 yards, 9:44)                       |
| 20    | Stanford at Hawaii (85 yards, 9:37)                 |
| 19    | Utah at Wyoming (78 yards, 7:23)                    |
| 19    | Air Force vs. Boise State (67 yards, 10:41)         |
| 19    | Cal vs. San Diego State (75 yards, 10:07)           |
| 18    | Oregon State vs. Fresno State (68 yards, 11:16)     |
| 18    | Rice at Navy (48 yards, 8:15)                       |
| 18    | Bowling Green at Cincinnati (68 yards, 5:48)        |
| 17    | Air Force vs. Bucknell (75 yards, 14:25)            |
| 17    | Arizona State at Mississippi State (95 yards, 8:54) |
| 17    | Bowling Green vs. Lafayette (51 yards, 9:08)        |
| 17    | Houston at Oregon State (78 yards, 7:47)            |
| 17    | <b>ARMY VS. NORTH TEXAS (58 YARDS, 9:58)</b>        |
| 16    | South Carolina vs. Kentucky (68 yards, 9:28)        |
| 16    | Virginia vs. Florida State (75 yards, 7:58)         |
| 16    | Utah at Wyoming (72 yards, 6:24)                    |
| 16    | Iowa at Iowa State (85 yards, 4:16)                 |
| 16    | Iowa at Iowa State (77 yards, 9:28)                 |
| 16    | Iowa vs. UMass (16 plays, 8:11)                     |
| 16    | Tulsa at Oklahoma State (67 yards, 6:22)            |
| 16    | NC State at Duke (99 yards, 9:13)                   |
| 16    | Minnesota at Cal (69 yards, 6:34)                   |
| 16    | Clemson at Georgia Tech (75 yards, 6:57)            |
| 16    | LSU vs. SE Louisiana (81 yards, 7:05)               |
| 16    | <b>ARMY AT KANSAS STATE (75 YARDS, 2:25)</b>        |
| 15    | Virginia vs. Florida State (81 yards, 7:04)         |
| 15    | Houston vs. Rice (76 yards, 6:50)                   |
| 15    | Utah vs. Cal Poly (75 yards, 9:01)                  |
| 15    | Tulsa at Oklahoma State (6- yards, 5:51)            |
| 15    | Virginia vs. Coastal Carolina (53 yards, 5:15)      |
| 15    | Navy vs. VMI (66 yards, 7:33)                       |
| 15    | <b>ARMY VS. TARLETON STATE (67 YARDS, 7:49)</b>     |
| 15    | <b>ARMY AT EAST CAROLINA (58 YARDS, 6:59)</b>       |

### BALL CONTROL

Army's scoring drive vs. North Texas ranks as the sixth longest drive this season in time of possession.

### MOST TIME OF POSSESSION

| TOP   | Team (Drive)                                       |
|-------|--|
| 14:25 | Air Force vs. Bucknell (17 plays, 75 yards)        |
| 12:14 | Hawaii at Air Force (24 plays, 80 yards)           |
| 11:16 | Oregon State vs. Fresno State (18 plays, 68 yards) |
| 10:41 | Air Force vs. Boise State (19 plays, 67 Yards)     |
| 10:07 | Cal vs. San Diego State (19 plays, 75 yards)       |
| 9:58  | <b>ARMY VS. NORTH TEXAS (17 PLAYS, 75 YARDS)</b>   |
| 9:44  | Utah at UCLA (20 plays, 80 yards)                  |
| 9:37  | Stanford at Hawaii (20 plays, 85 yards)            |
| 9:28  | South Carolina vs. Kentucky (16 plays, 68 yards)   |
| 9:28  | Iowa at Iowa State (16 plays, 77 yards)            |
| 9:13  | NC State at Duke (16 plays, 99 yards)              |
| 9:08  | Bowling Green vs. Lafayette (17 plays, 51 yards)   |
| 9:03  | Cal at Boston College (14 plays, 84 yards)         |
| 9:01  | Utah vs. Cal Poly (15 plays, 75 yards)             |



# QUARTERBACK | CALE HELLUMS NOTES

## WORK HORSE

Junior Cale Hellums made his first start behind center at Kansas State in Week 2 rushing 41 times for 124 yards and two touchdowns,

His 41 rushes were the most by any player in a single game in program history.

## MOST RUSHING ATTEMPTS - GAME - ARMY HISTORY

| No. | Player                      | Year | ATT |
|-----|-----------------------------|------|-----|
| 1.  | CALE HELLUMS                | 2025 | 41  |
| 2.  | Gerald Walker vs. Harvard   | 1981 | 40  |
|     | Lynn Moore vs. Navy         | 1969 | 40  |
| 4.  | C.J. Young vs. Tulane       | 2001 | 39  |
| 5.  | Bryson Daily vs. Notre Dame | 2024 | 38  |

## 'W'S IN FIRST CAREER START

Hellums led the Black Knights to a win in his first career start behind center at Kansas State on Sept. 6, 2025. He joins these other Army QBs to win in their first start.

Cale Hellums is the first QB to beat a Power Conference school in his first start since Willie McMillian in 1989 vs. Wake Forest and the first to do so on the road since Bob Mohn in 1969 at Vanderbilt.

## ARMY QBs TO WIN IN THEIR FIRST CAREER STARTS (SINCE 1996)

| 2025 | CALE HELLUMS    | KANSAS STATE      | AWAY |
|------|-----------------|-------------------|------|
| 2024 | Dewayne Coleman | Air Force         | Home |
| 2020 | Tyhier Tyler    | Georgia Southern  | Home |
| 2020 | Cade Ballard    | Texas San Antonio | Away |
| 2020 | Jemei Jones     | The Citadel       | Home |
| 2019 | Jabari Laws     | Texas San Antonio | Away |
| 2018 | Cam Thomas      | Miami, Ohio       | Home |
| 2011 | Max Jenkins     | Fordham (NY)      | Home |
| 2009 | Trent Steelman  | Eastern Michigan  | Away |
| 1999 | Chad Jenkins    | New Mexico State  | Home |
| 1996 | Adam Thompson   | Yale              | Home |

## ATHLETIC FAMILY

Hellums is one of three brothers, all of who played college athletics. His brother, Knox played basketball at UTSA and his brother, Pierce played for Sam Houston.

## IMPRESSIVE QB DEBUT

Cale Hellums became just the second Army quarterback since 1995 — joining Bryson Daily — to rush for over 120 yards, score multiple rushing touchdowns, throw for a touchdown, and complete at least 60% of his passes in the same game. Daily accomplished the feat twice in 2024, against Rice and East Carolina.

| Player       | Game                         | Cmp-Att  | Cmp%  | Yds | P-TD | Att | Yds | R-TD |
|--------------|------------------------------|----------|-------|-----|------|-----|-----|------|
| CALE HELLUMS | — 9/6/25 at K-State          | 7-for-11 | 63.6% | 43  | 1    | 41  | 124 | 2    |
| Bryson Daily | — 9/21/24 vs. Rice           | 6-for-9  | 66.7% | 107 | 2    | 23  | 145 | 3    |
| Bryson Daily | — 10/19/24 vs. East Carolina | 7-for-10 | 70%   | 147 | 1    | 31  | 171 | 5    |



CALE WON HIS FIRST START AT QB, THE FIRST FIRST ARMY QB TO GET HIS FIRST WIN OVER A POWER 4 SINCE 1989.



## BENCH WORK

Dwayne Coleman came off the bench in the second quarter vs. North Texas and ignited a rally, accounting for three touchdowns — two passing and one rushing — while throwing for 101 yards and rushing for 117 more on 23 carries. He led the Black Knights to a late field goal that forced overtime

## 100 AND 100

Coleman has passed for over 100 yards and rushed for over 100 yards in the same game two times this season.

He is one of four Army QB's to accomplish this feat more than twice in their Army career's since 1996.

| Player             | Count |
|--------------------|-------|
| Bryson Daily       | 6     |
| Kelvin Hopkins Jr. | 3     |
| Trent Steelman     | 2     |
| DEWAYNE COLEMAN    | 2     |

Also, Coleman joins only Daily and Bradshaw as QB's to go for over 100 yards each passing and rushing but adding 2+ passing touchdowns and a rushing touchdown in the game.

| Player          | Count |
|-----------------|-------|
| Bryson Daily    | 2     |
| Ahmad Bradshaw  | 1     |
| DEWAYNE COLEMAN | 1     |



COLEMAN IS ONE OF 12 ARMY PASSERS TO TOSS 2+ TDS IN A GAME SINCE 1995



## SLOT BACK | NOAH SHORT NOTES

### DOUBLE 1K WATCH

Short is approaching 1,000 career yards in both rushing (833) and receiving (689).

With 167 more rushing yards and 311 more receiving yards, he will become the first player in program history to surpass 1,000 career yards in both categories.

Short is currently one of five players in Army history to have 800+ career rushing yards and 600+ career receiving yards.

| Player            |                | Rush Yds   | Y/A        | Rec. Yards | Y/R         |
|-------------------|----------------|------------|------------|------------|-------------|
| Carlton Jones     | 2002-05        | 3536       | 4.2        | 826        | 8.9         |
| Tyrell Robinson   | 2020-24        | 1630       | 6.9        | 761        | 21.1        |
| Pete Dawkins      | 1956-58        | 1123       | 5.4        | 719        | 26.6        |
| <b>NOAH SHORT</b> | <b>2022-25</b> | <b>833</b> | <b>7.2</b> | <b>689</b> | <b>14.7</b> |
| Jim Merriken      | 1976-78        | 868        | 4.1        | 674        | 11.0        |

### BIG DAY ON THE GROUND

Short rushed for 127 yards on 11 carries at ECU in Game 4. It was his second career 100-yard rushing performance, and the second-best of his career (160 yards at Florida Atlantic, 2024).

Short's 11.5 yards per rush average at ECU was tied for 14th best in a game in program history, with Ahmad Bradshaw's 265-yard, 23-carry showing at Air Force in 2017.

Short's 14.5 average at FAU in 2024 is sixth best in Army annuals.

| Date    | Opponent         | Att | Yds | Y/A  |
|---------|------------------|-----|-----|------|
| 9/7/24  | Florida Atlantic | 11  | 160 | 14.5 |
| 9/25/25 | East Carolina    | 11  | 127 | 11.5 |

### BIG YARDAGE

Short currently ranks first in program history for total offensive yardage per touch.

### TOTAL OFFENSE YARDS/PLAY (min. 50 plays)

| No. | Player            | Years             | Plays      | YDS         | AVG        |
|-----|-------------------|-------------------|------------|-------------|------------|
| 1.  | <b>NOAH SHORT</b> | <b>2022-pres.</b> | <b>163</b> | <b>1522</b> | <b>9.3</b> |
| 2.  | Tyrell Robinson   | 2020-24           | 271        | 2391        | 8.8        |
| 3.  | Jordan Asberry    | 2015-18           | 162        | 1408        | 8.7        |
| 4.  | Glenn Davis       | 1943-46           | 484        | 4131        | 8.5        |
| 5.  | Terry Baggett     | 2011-14           | 233        | 1749        | 7.5        |

### MULTI-PURPOSE MAN

Short has logged two performances of over 120 scrimmage yards this season, the second and fourth most outputs of his career.

| Date           | Opponent             | Scrimmage Yards |
|----------------|----------------------|-----------------|
| 9/7/24         | Florida Atlantic     | 160             |
| <b>9/25/25</b> | <b>East Carolina</b> | <b>140</b>      |
| 10/5/24        | Tulsa                | 132             |
| <b>8/29/25</b> | <b>Tarleton St.</b>  | <b>124</b>      |
| 9/23/23        | Syracuse             | 111             |
| 9/26/24        | Temple               | 105             |

### DUAL THREAT WEAPON

Short is expected to be a focal point of the Army offense in 2025 and will look to increase his workload after finishing with the third-most all-purpose yards (887) and rushing yards (569) on the team, while also ranking second in receiving yards (318) in 2024.

### RUSHING YARDS PER ATTEMPT (MIN. 50 ATT) - ARMY SEASON HISTORY

| No. | Player            | Year        | ATT       | YDS        | AVG         |
|-----|-------------------|-------------|-----------|------------|-------------|
| 1.  | Glenn Davis       | 1945        | 82        | 944        | 11.51       |
| 2.  | Glenn Davis       | 1944        | 58        | 667        | 11.50       |
| 3.  | Tommy Bell        | 1954        | 96        | 1020       | 10.63       |
| 4.  | Tyrell Robinson   | 2021        | 72        | 609        | 8.50        |
| 5.  | Terry Baggett     | 2013        | 141       | 1113       | 7.89        |
| 6.  | <b>NOAH SHORT</b> | <b>2024</b> | <b>75</b> | <b>569</b> | <b>7.60</b> |
| 7.  | Terry Baggett     | 2014        | 54        | 400        | 7.40        |
|     | Jordan Asberry    | 2016        | 57        | 432        | 7.40        |

### YARDS PER CATCH AVERAGE (min. 15 rec.) - ARMY SEASON HISTORY

| No. | Player               | Year        | YDS        | REC       | AVG         |
|-----|----------------------|-------------|------------|-----------|-------------|
| 1.  | Pete Dawkins         | 1958        | 494        | 16        | 30.9        |
| 2.  | Don Holleder         | 1954        | 495        | 17        | 29.1        |
| 3.  | Edgar Poe            | 2015        | 441        | 16        | 27.6        |
| 4.  | Casey Reynolds       | 2024        | 457        | 20        | 22.9        |
| 5.  | Jarvis Hollingsworth | 1983        | 312        | 15        | 20.8        |
| 6.  | Bill Carpenter       | 1958        | 453        | 22        | 20.6        |
| 7.  | Isaiah Alston        | 2021        | 449        | 22        | 20.7        |
| 8.  | Mike Fahnestock      | 1980        | 937        | 47        | 19.9        |
| 9.  | Don Holleder         | 1953        | 286        | 15        | 19.1        |
| 10. | <b>NOAH SHORT</b>    | <b>2024</b> | <b>318</b> | <b>17</b> | <b>18.7</b> |

### RUN & CATCH

Short's 2024 campaign, in which he rushed for over 500 yards and added 300 receiving yards, marked just the second time since 1995 that an Army player has reached both marks in the same season.

| Player/Season          | Att | Yds | Y/A  | TD | Rec | Yds | TD |
|------------------------|-----|-----|------|----|-----|-----|----|
| Noah Short (2024)      | 75  | 569 | 7.62 | 2  | 17  | 318 | 3  |
| Tyrell Robinson (2021) | 78  | 615 | 7.9  | 3  | 13  | 382 | 3  |



AS A FRESHMAN IN 2022, SHORT BLOCKED A PUNT THAT WAS RECOVERED FOR THE TOUCHDOWN IN THE ARMY-NAVY GAME.

## LINEBACKER | KALIB FORTNER NOTES

### IMPACT TACKLES

Fortner has logged five tackles for loss so far in 2025. He has 19 for his career ranking in the top-20 in program history (2002-present).

| Rk | Player            | Season  |    |
|----|-------------------|---------|----|
| 1  | Josh McNary       | 2008-10 | 48 |
| 2  | Andrew King       | 2013-17 | 36 |
| 3  | Alex Aukerman     | 2014-17 | 34 |
| 4  | Stephen Anderson  | 2007-10 | 34 |
| 5  | Jeremy Timpf      | 2014-16 | 33 |
| 6  | Andre Carter II   | 2019-22 | 29 |
| 7  | Arik Smith        | 2018-21 | 28 |
| 8  | Cameron Craig     | 2003-06 | 24 |
| 9  | Kenneth Brinson   | 2015-18 | 24 |
| 10 | Victor Ugenyi     | 2006-09 | 24 |
| 11 | James Nachtigal   | 2015-18 | 22 |
| 12 | John Voit         | 2014-17 | 22 |
| 13 | Steve Erzinger    | 2008-11 | 22 |
| 14 | Cole Christiansen | 2016-19 | 21 |
| 15 | Michael Gann      | 2006-10 | 21 |
| 16 | Elijah Riley      | 2016-19 | 19 |
| 17 | KALIB FORTNER     | 2023-25 | 19 |

### ARMY-NAVY GAME MVP

Fortner was named the 2023 Army-Navy Game MVP leading the way for the Army defense with 10 tackles (five solo) and forcing a strip-sack which he returned for a touchdown. In the last two Army-Navy Games, Army has two defensive/special teams scores. However, it is the first defensive touchdown scored by Army vs. Navy since 1958.



MVP OF THE 2018 TENNESSEE STATE CHAMPIONSHIP GAME  
STARING FOR CENTRAL HIGH WITH HIS BROTHER, LIAM

## RUNNING BACK | HAYDEN REED NOTES

### MR. CONSISTENT

Reed, a senior has found paydirt in each of his four years of his collegiate playing career. This season, he scored on a 37-yard TD run vs. Tarleton State in the third quarter and another 37 yarder vs. North Texas

Reed has scored at least two touchdowns in each of his four seasons, becoming the ninth player in Army history to do so.

| Player          | Count | Seasons    |
|-----------------|-------|------------|
| HAYDEN REED     | 4     | 2022-2025  |
| Jakobi Buchanan | 4     | 2020-2023  |
| Tyrell Robinson | 4     | 2020-2023  |
| Larry Dixon     | 4     | 2011-2014  |
| Raymond Maples  | 4     | 2010-2014  |
| Trent Steelman  | 4     | 2009-2012  |
| Jeremy Trimble  | 4     | 2004-2007  |
| Carlton Jones   | 4     | 2002-2005  |
| Mike Mayweather | 4     | 1987- 1990 |

### 100 ON THE GROUND

Reed rushed for 113 yards on 19 attempts, scoring his second touchdown of the season and seventh career rushing score in Game 3 vs. North Texas.

Reed now has three career 100-yard performances.

| Date     | Opponent       | Att. | R-Yards | Avg. | TDs |
|----------|----------------|------|---------|------|-----|
| 12/28/24 | Louisiana Tech | 20   | 114     | 5.7  | 1   |
| 9/20/25  | North Texas    | 19   | 113     | 5.9  | 1   |
| 9/15/23  | UTSA           | 20   | 107     | 5.4  | 1   |



## LINEBACKER | ANDON THOMAS NOTES

### CAMPBELL TROPHY SEMIFINALIST

Thomas was named one of 179 semifinalist for the 2025 William V. Campbell Trophy, college football's premier scholar-athlete award.

Thomas, who holds a 3.98 grade-point average as a chemical engineering major at West Point was a First Team Academic All-America selection in 2024.

Two years ago, Army linebacker Leo Lowin was a finalist for the 2023 Campbell Trophy.

### TACKLE MACHINE

Thomas currently ranks third in the American Conference in total tackles and first in the conference in solo tackles.

| Player                 | Team        | Tot Tackles |
|------------------------|-------------|-------------|
| 1. Ray Coney           | Tulsa       | 56          |
| 2. Shane Whitter       | North Texas | 48          |
| 3. <b>ANDON THOMAS</b> | <b>ARMY</b> | <b>42</b>   |
| 4. Trey Fields         | North Texas | 40          |

| Player                 | Team        | Solo Tackles |
|------------------------|-------------|--------------|
| 1. <b>ANDON THOMAS</b> | <b>ARMY</b> | <b>25</b>    |
| 2. Shane Whitter       | North Texas | 23           |
| 3. Ray Coney           | Tulsa       | 21           |
| 4. Jack Tchienchou     | Tulane      | 21           |
| 5. <b>CASEY LARKIN</b> | <b>ARMY</b> | <b>21</b>    |

### NCAA TACKLES PER GAME LEADERS

|                        |                |             |
|------------------------|----------------|-------------|
| 1. Owen Long           | Colorado St.   | 13.0        |
| 2. Quinton Urwiler     | NIU            | 12.5        |
| 3. JonJon Vaughns      | UCLA           | 11.8        |
| 4. Ray Coney           | Tulsa          | 11.2        |
| 5. Red Murdock         | Buffalo        | 10.6        |
| Chris Jones            | Southern Miss. | 10.6        |
| 7. <b>ANDON THOMAS</b> | <b>ARMY</b>    | <b>10.5</b> |
| Rasheem Biles          | Pittsburgh     | 10.5        |
| Isaiah Chisom          | UCLA           | 10.5        |
| Blake Fletcher         | Air Force      | 10.5        |



THOMAS WAS A 2024 AAC ALL-THIRD TEAM SELECTION



## 2025 TEAM NOTES

### ACTIVE NFL PLAYERS FROM ARMY



#### **Brett Toth, OL, 2020-Present.**

- Helped Army win its first Commander-in-Chief's Trophy as a senior in 2017 since 1996. Has played in 17 career NFL games with one start for the Philadelphia Eagles (2020-21). Toth appeared late in the fourth quarter during the Eagles' Super Bowl LIX win. Toth made the Eagles 53-man roster following training camp.

#### **Cole Christiansen, LB, 2020-Present.**

- Signed with the Los Angeles Chargers as an undrafted free agent in 2020, after receiving a waiver that allowed him to serve in the reserves and delay his active-duty commitment until after his playing career is over. Was a member of the 2022 and 2023 Super Bowl Champion Kansas City Chiefs. Finished his Army career with 275 tackles, which ranks 20th most in school records.

#### **Jon Rhattigan, LB, 2021-Present.**

- Did not become a starter for Army until his senior season in 2020, where he finished with 78 total tackles, nine tackles for loss, 1.5 sacks, two interceptions, two pass breakups, and two fumble recoveries. Signed with the Seattle Seahawks in 2021, and has appeared in 36 games, totaling 32 tackles as a mainstay on special teams units. Rhattigan signed with the Carolina Panthers in 2024.

#### **Andre Carter II, LB, 2023-Present.**

- Signed as an undrafted free agent by the Minnesota Vikings in 2023. In 2021, Andre Carter became Army's first AP All-American in 31 years (Third Team). His 15.5 sacks in 2021 were the most in a single season in Army history. His 15.5 sacks were also the second most in the country behind Alabama's Will Anderson (17.5). Carter spent 2025 training camp with the Las Vegas Raiders and has since signed to the Detroit Lions Practice Squad.

#### **Jimmy Ciarlo, OLB, 2024-Present.**

- Signed as an undrafted free agent by the New York Jets in 2024. Ciarlo was one of four team captains as a senior in 2023, logging career highs with 58 tackles (29 solo), 5.5 tackles for loss, 3.0 sacks, and one forced fumble. He signed with the Buffalo Bills in August 2025 and begins the season on the Practice Squad.

#### **Lucas Scott, FB, 2025-Present.**

- Signed as an undrafted free agent by the Baltimore Ravens in 2025 as an FB. He started all 14 games at right tackle for the Black Knights in 2024, helping the offensive line pave the way for two 1,000-yard rushers — quarterback Bryson Daily and running back Kanye Udoh — only the third such duo in program history. Army led the FBS with 300.5 rushing yards per game, and its offensive line earned the Joe Moore Award, becoming the first Group of Five school to win the honor. Begins the season on the Practice Squad.

### NFL COACHES FROM ARMY

#### **Ben Kotwica, Los Angeles Rams -- Assistant Special Teams Coordinator**

- Played linebacker and was a team captain on Army's 1996 Bowl team. Is in his first season with L.A. after spending time with the Denver Broncos.

### HARD KNOCKS TV STAR

Hard Knocks, the long-running NFL documentary series produced by HBO and NFL Films has been giving fans a behind-the-scenes look at training camp with the Buffalo Bills this summer.

2023 Army football team captain, Jimmy Ciarlo has been featured as the series has been highlighted his inspiring comeback following an ACL injury.

Ciarlo was signed just three days before Buffalo's preseason opener this August, marking his return to football with a standout special teams performance.

Ciarlo tallied five tackles (four solo) and recovered a fumble in the Bills' preseason finale vs. Tampa Bay.

### CARRYING THE BLACK FLAG

The Skull and Crossbones logo, as used on the "Black Flag", has been synonymous with Army Football for more than a quarter of a century. Emblazoned on the flag that is run out of the tunnel by Army football players each game day, the logo symbolizes the hallmarks of the program: toughness, tenacity, camaraderie and accountability.

Game 1: **Will Jeffcoat**

Game 2: **Liam Fortner**

Game 3: **Jacob Tuioti**

Game 4: **Justin Weaver**

### HEROIC EFFORT

Sophomore safety Larry Pickett Jr. drew national media attention in early September for living out the Army's Warrior Ethos off the field — placing himself in harm's way to pull a man from a crashed car threatened by a live power line. His courage and composure ensured everyone walked away safely.

### CAPITAL ONE ORANGE BOWL-FWAA COURAGE AWARD

Larry Pickett Jr. was the first weekly nomination for the 2025 Capital One Orange Bowl-FWAA Courage Award. Pickett, a sophomore safety, rescued a man from a burning car earlier this season.

Pickett was with his family when they drove by an accident in Fort Montgomery, N.Y., in the early morning hours of Sunday, Aug. 31. A car had crashed into a utility pole, and there were live wires on the ground near the pole. In the midst of the dangerous scene, Pickett and his father, Larry Sr., raced out of their car and toward the damaged vehicle to pull out its driver, who was unresponsive.

### PURPLE TEAMS

Army opened the 2025 season facing back-to-back opponents whose primary color is purple — Week 1 vs. Tarleton State and Week 2 at Kansas State. It marks the first time since 2002 that Army has played purple-clad opponents in consecutive weeks when they played East Carolina and TCU.

### BROTHERLY LOVE

Army has three sets of brothers on the roster in the Bartosh's, Kloska's and the Fortner's.

**Briggs and Braden Bartosh** -- Briggs is a sophomore running back and Braden is a senior offensive lineman.

**Tim and Kyle Kloska** -- Tim is a sophomore running back and Kyle is a junior offensive lineman. Kyle transferred to Army from Central Michigan so he could play with his brother.

**Kalib and Liam Fortner** -- Twin brothers from Knoxville, Tenn. both are major contributors. Kalib is a starting inside linebacker and Liam at starting wide receiver.

### FACELIFT

Michie Stadium is currently undergoing a major construction project, the Michie Stadium Preservation Project.

Expected completion for this project, which will rebuild and modernize the current East Stands, is slated for Summer 2026. During this time, Army West Point will continue to welcome fans at Michie Stadium for men's and women's lacrosse, football, graduation, and other special events

# 2024 SEASON IN REVIEW

## CONFERENCE CHAMPS

The Black Knights, who were playing in a conference for the first time in 20 years as a member of the American Conference, took the league and nation by storm, posting a perfect 8-0 record in the league and on its way to winning its first-ever conference championship, defeating Tulane. Army's impressive season marked only its second 11-win season in school history, the other coming in 2018, an 11-2 campaign under Monken as well.

## HOT START

Army began the season 9-0 for the first time since 1996 before suffering its first setback. It was only the seventh time in school history (1916, 1933, 1944, 1945, 1949, 1996 and 2024) beginning 9-0.

## STREAKIN'

Army built a 13-game winning streak, which was the nation's longest active winning streak. The streak came to an end with a defeat to Notre Dame (11/23).

It was Army's longest winning streak since between the 1949-1950 seasons, teams coached by the legendary Earl 'Red' Blaik.

## DOMINANCE

Until Army's ninth game at North Texas, Army did not trail in a game in 2024 but at any point during its winning streak to that point. Since 2003, the only team with a longer streak without playing from behind was Alabama, in the last nine games of its 2020 National Championship season and the first five games of the 2021 season.

## RANKED AT MICHIE

When hosting East Carolina at Michie Stadium on 10/19/2024, Army was ranked #23 in the AP Poll. It was Army's first home game at Michie while being ranked since 1959.

## A PERFECT CONFERENCE MARK

Army joined UCF (2013, 2017, 2018), Cincinnati (2021), Houston (2021), SMU (2023), and Tulane (2023) as the only American teams to go 8-0 in conference in a season.

## 12+ WINS IN ELITE AIR

Army finished as one of seven FBS teams to win 12+ games in 2024.

| Rk | Team        | G  | W  | L | W-L%  |
|----|-------------|----|----|---|-------|
| 1  | Ohio State  | 16 | 14 | 2 | 0.875 |
| 2  | Notre Dame  | 16 | 14 | 2 | 0.875 |
| 3  | Oregon      | 14 | 13 | 1 | 0.929 |
| 4  | Penn State  | 16 | 13 | 3 | 0.813 |
| 5  | Texas       | 16 | 13 | 3 | 0.813 |
| 6  | ARMY        | 14 | 12 | 2 | 0.857 |
| 7  | Boise State | 14 | 12 | 2 | 0.857 |

## TOP SERVICE ACADEMY SEASON

Army's 12-win 2024 was only the third 12-win season by a service academy joining Air Force (1985 & 1998).

## CAPTAIN AMERICA

Quarterback Bryson Daily led the country with 32 rushing TDs, the most ever in a season by a QB. He became the sixth player in NCAA history to total 30+ rushing touchdowns in a season on his way to finishing sixth in the voting for the Heisman Trophy. His 32 rushing touchdowns are third most in a season all time only behind Barry Sanders, 37 (Oklahoma State, 1988) and Montee Ball, 33 (Wisconsin, 2011).

## HEISMAN TROPHY RESULTS

| Rk | Player           | School        | Class | Pos | 1st | 2nd | 3rd | Total |
|----|------------------|---------------|-------|-----|-----|-----|-----|-------|
| 1  | Travis Hunter    | Colorado      | JR    | CB  | 552 | 261 | 53  | 2231  |
| 2  | Ashton Jeanty    | Boise State   | JR    | RB  | 309 | 517 | 56  | 2017  |
| 3  | Dillon Gabriel   | Oregon        | SR    | QB  | 24  | 52  | 340 | 516   |
| 4  | Cameron Ward     | Miami (FL)    | SR    | QB  | 6   | 24  | 163 | 229   |
| 5  | Cameron Skattebo | Arizona State | SR    | RB  | 3   | 18  | 125 | 170   |
| 6  | BRYSON DAILY     | ARMY          | SR    | QB  | 3   | 7   | 46  | 69    |
| 7  | Tyler Warren     | Penn State    | SR    | TE  | 1   | 7   | 35  | 52    |
| 8  | Shedeur Sanders  | Colorado      | SR    | QB  | 1   | 7   | 30  | 47    |
| 9  | Kurtis Rourke    | Indiana       | SR    | QB  | 2   | 3   | 10  | 22    |
| 10 | Kyle McCord      | Syracuse      | SR    | QB  | 0   | 1   | 7   | 9     |

Daily had a record-setting season, breaking numerous long-standing Army program records.

## MOST RUSHING TOUCHDOWNS - SEASON - ARMY HISTORY

| No. | Player             | Year | TD |
|-----|--------------------|------|----|
| 1.  | BRYSON DAILY       | 2024 | 32 |
| 2.  | Carlton Jones      | 2004 | 17 |
|     | Trent Steelman     | 2012 | 17 |
|     | Kelvin Hopkins Jr. | 2018 | 17 |
| 5.  | Glenn Davis        | 1945 | 15 |

## MOST 100-YARD RUSHING GAMES - SEASON - ARMY HISTORY

| No. | Player          | Year | 100 YD GAMES |
|-----|-----------------|------|--------------|
| 1.  | BRYSON DAILY    | 2024 | 11           |
| 2.  | Mike Mayweather | 1990 | 8            |
| 3.  | Nate Sassaman   | 1984 | 7            |
|     | Trent Steelman  | 2012 | 7            |
|     | Ahmad Bradshaw  | 2017 | 7            |

## RUSHING YARDS - SEASON - ARMY HISTORY

| No. | Player         | Year | ATT | AVG | YDS  |
|-----|----------------|------|-----|-----|------|
| 1.  | Ahmad Bradshaw | 2017 | 242 | 7.2 | 1746 |
| 2.  | BRYSON DAILY   | 2024 | 310 | 5.4 | 1659 |
| 3.  | Collin Mooney  | 2008 | 231 | 5.8 | 1339 |

## RUSHING TOUCHDOWNS - CAREER - ARMY HISTORY

| No. | Player         | Years   | TD |
|-----|----------------|---------|----|
| 1.  | Trent Steelman | 2009-12 | 45 |
| 2.  | Glenn Davis    | 1943-46 | 43 |
| 3.  | BRYSON DAILY   | 2021-24 | 41 |

## TOUCHDOWNS SCORED -- SINGLE SEASON

| No. | Player                | Year | R  | RC | RT | Total |
|-----|-----------------------|------|----|----|----|-------|
| 1.  | BRYSON DAILY          | 2024 | 32 | 0  | 0  | 32    |
| 2.  | Glenn Davis           | 1944 | 14 | 4  | 2  | 20    |
| 3.  | Felix "Doc" Blanchard | 1945 | 13 | 3  | 3  | 19    |
| 4.  | Glenn Davis           | 1945 | 15 | 3  | 0  | 18    |

## TOUCHDOWNS RESPONSIBLE FOR - SEASON - ARMY HISTORY

| No. | Player                | Year | R  | P  | RC | RT | Total |
|-----|-----------------------|------|----|----|----|----|-------|
| 1.  | BRYSON DAILY          | 2024 | 32 | 9  | 0  | 0  | 41    |
| 2.  | Leamon Hall           | 1977 | 8  | 15 | 0  | 0  | 23    |
|     | Kelvin Hopkins Jr.    | 2018 | 17 | 6  | 0  | 0  | 23    |
| 4.  | Glenn Davis           | 1944 | 14 | 1  | 4  | 2  | 21    |
|     | Glenn Davis           | 1945 | 15 | 3  | 3  | 0  | 21    |
| 6.  | Felix "Doc" Blanchard | 1945 | 13 | 0  | 3  | 3  | 19    |





# HEAD COACH JEFF MONKEN

**12TH SEASON | MILLIKIN, 1989**

Jeff Monken enters his 12th season leading the Army West Point football program in 2025, having been named the 37th head coach in program history on December 24, 2013.

Monken boasts an impressive career head coaching record of 119-76 (.613), including an 83-60 (.585) mark at Army.

Entering 2025, Monken and his Black Knights hold a 16-2 record in their last 18 games dating back to November 2023.

In the 2024 season, Jeff Monken led the Army Black Knights to a historic, record-breaking campaign. Army posted a 12-2 record, marking the first 12-win season in the program's 135-year history, and captured its first-ever conference championship, winning the American Athletic Conference (AAC) in its debut season as a league member. For his team's remarkable accomplishments, Monken was named AAC Coach of the Year.

Army's 12 wins also marked just the third time in history that a service academy recorded 12 or more victories in a season.

Monken garnered national recognition for his leadership, earning several prestigious honors, including:

- Andy Talley Regional Coach of the Year (Maxwell Football Club)
- Paul "Bear" Bryant Group of Five Coach of the Year
- AFCA Regional Coach of the Year
- ECAC Division I Coach of the Year

He was also a finalist for the Paul "Bear" Bryant Coach of the Year award.

The Black Knights broke onto the national stage in 2024, appearing in the College Football Playoff rankings for the first time and rising as high as #19 in late November. They also maintained a position in the AP Top 25 Poll for nine consecutive weeks, the program's longest such streak since being ranked every week during the 1958 season. Army concluded the season ranked #21 in the AP Poll, just the third time since 1996 the program has finished in the Top 25.

During the season, Army built a 13-game winning streak, the longest active streak in the nation before it ended with a loss to Notre Dame. It was Army's longest winning streak since the 1949-50 seasons, when the program was led by legendary coach Earl "Red" Blaik.

The Black Knights capped their storybook season with a victory over Louisiana Tech in the Radiance Technologies Independence Bowl.

Army was also perfect at home, going 6-0 in the regular season at Michie Stadium and 7-0 overall including the AAC Championship Game. It marked the fourth time under Monken (2017, 2018, 2020, 2024) that Army went undefeated at home. Under his leadership, the Black Knights boast a 45-17 (.725) home record from 2014 to the present.

Army also became just the sixth team in AAC history to go a perfect 8-0 in conference play, joining UCF (2013, 2017, 2018), Cincinnati (2021), Houston (2021), SMU (2023), and Tulane (2023).

Monken's squad was powered by senior quarterback Bryson Daily, who emerged as one of the nation's premier players. Daily led the NCAA with 32 rushing touchdowns, the most ever in a season by a quarterback, and shattered multiple Army records, including:

- Most touchdowns responsible for in a season
- Most rushing touchdowns in a season
- Most rushing touchdowns in a single game

Daily's remarkable season earned him sixth place in the Heisman Trophy voting, the highest finish by an Army player since Pete Dawkins won the award in 1958.

Monken has led Army to great success against the other service academies during his tenure, winning 13 of the last 18 contests against Air Force and Navy. This includes winning six of the last eight matchups vs. Air Force (2017, 2018, 2020, 2021, 2023, 2024) and six of the last nine against Navy (2016, 2017, 2018, 2020, 2022, 2023). Monken has captured five bowl-game victories (2016, 2017, 2018, 2021, 2024) and has led Army to win the Commander-in-Chief's Trophy—a series among the U.S. service academies—four times (2017, 2018, 2020, 2023) in the last eight seasons, also retaining the trophy in 2021.

Since 2017, Monken and the Black Knights have enjoyed a 68-34 (.667) win-loss record, the best among the service academy programs.

In 2023, Monken led Army to recapture the coveted Commander-in-Chief's Trophy for the 10th time in school history, awarded annually to each season's winner of the triangular rivalry series between Army, Air Force, and Navy. The CIC Trophy was Army's fourth in the past seven seasons at that time, as Army only had four combined in the previous 39 years.

The Black Knights rallied to win four in a row to end the 2023 season to finish 6-6, including over Air Force and Navy. One of the biggest victories in Monken's career and school history came as Army upset rival undefeated #17 AP-ranked Air Force, 23-3 at Empower Field at Mile High, snapping their 13-game winning streak which dated back to the previous season. The win was Army's first over an AP-ranked opponent since 1972, when it also defeated #19 Air Force. It was also Army's first win of 20 or more points vs. an AP-ranked opponent since 1958 beating #18 South Carolina, 45-8. It was only the second time that Army had beaten a team that entered the game 8-0 or better. The other instance was November 13, 1976, vs. Colgate, winning 29-13.



Monken's team was led by several notable contributors which included quarterback Bryson Daily, who started 10 games, becoming only the second Army QB to rush and pass for over 900 yards in a season. Daily accounted for a team-high 14 touchdowns (seven rushing, seven passing). Daily was joined by standout freshman running back Kanye Udoh in the backfield who was named the ECAC Division I FBS Rookie of the Year. Udoh rushed for 524 yards, trailing only Daily for the team lead. His 524 yards on the ground ranked 10th among all FBS freshmen in the country on the season.

Defensively, team captain Leo Lowin led the unit in tackles for the second consecutive season with 92 total tackles. He added 4.5 tackles for loss and 3.0 sacks, and four forced fumbles that ranked tied for third most in the country. Lowin was also selected as one of 16 finalists for the William V. Campbell Trophy, college football's premier scholar-athlete award that annually recognizes an individual as the absolute best in the nation for his combined academic success, football performance and exemplary leadership. It is considered by many to be the "Academic Heisman" and nicknamed as such.

Thirteen players were selected to the 2023 Phil Steele Postseason All-Independent Team. Army saw four first-team selections, OL Connor Finucane, DB Quindrelin Hammonds, LB Leo Lowin, and DB Bo Nicolas-Paul. LB Jimmy Ciarlo, QB Bryson Daily, OL Jackson Filipowicz, TE Joshua Lingenfelter, K Quinn Maretzki, DB Jabari Moore, RB Kanye Udoh, DB Jabil Williams (Special Teams) and WR Isaiah Alston were named to the second team.

On September 18, 2023, Monken agreed to a multi-year contract extension with Army West Point.

In 2022, with a Week 3 home victory over Villanova, Monken logged his then 59th career win at Army West Point, breaking a tie with the legendary Army coach Charles Daly and surpassing his mark for second place on the Academy's all-time win list. First is Red Blaik with 121 career victories.

In the 2022 campaign, he led Army to overcome a difficult 1-4 start by winning five out of its last seven games to finish 6-6, culminating with a double-OT victory over arch-rival Navy, the first-ever overtime game in the history of the Army-Navy Game series. The win over Navy marked victories for Army in five of the last seven meetings since 2016. The offense was led by senior QB Tyhier Tyler, who posted a career-high 12 rushing touchdowns, which was second in the FBS by all quarterbacks. He also was the first Army quarterback with 10+ rushing touchdowns since Kelvin Hopkins Jr totaled 17 in 2018. The senior quarterback finishes his Army career with 24 rushing touchdowns, T-3rd most by an Army QB, which is also good for T-10th on Army's all-time rushing TD list. With Tyler primarily at the helm, the Black Knights ranked second in the country rushing for 289.4 yards per game. Army's 38 rushing touchdowns were tied for second-most only behind Tennessee (39).

The defense also saw consistent improvement throughout the season. During Army's 5-2 finish, the defense only gave up 15.0 points per game. During this span of the season, Army's 105 points allowed were tied for the sixth-fewest in the country. The special teams units made big plays throughout the season, including a punt return touchdown by Tyrell Robinson and two blocked punts for touchdowns against UConn and Navy. Army's three special teams TDs were second most in the FBS.

Seven Black Knights were selected to Phil Steele's Postseason All-Independent Team in first-team selections, C Connor Bishop, LB Andre Carter II, S Marquel Broughton, and Tyrell Robinson, who was selected as a punt returner. QB Tyhier Tyler, OL Connor Finucane and LB Leo Lowin were named to the second team. Additionally, Andre Carter participated in the Reese's Senior Bowl, a post-season college all-star game for top NFL prospects. Carter signed as an undrafted free agent with the Minnesota Vikings.

Outscoring all opponents 427-290 in 13 games in 2021, the Black Knights finished the season 9-4, recording the sixth winning season in the eight seasons under Head Coach Jeff Monken. The Black Knights' success led him to earn 2021 ECAC Coach of the Year honors.



The Black Knights won a fourth-consecutive Armed Forces Bowl in their fifth Bowl game in six years. Facing Missouri for the first time in 40 years, the Black Knights secured their fourth Armed Forces Bowl victory in 11 years. The win also marks as Army's first win against an SEC opponent since 2009. The Black Knights started the season 4-0 for the first time in 25 years as well as having an unbeaten record in November, accounting for only the third time in 21 years to mark the feat, two of those coming under Monken (2018, 2021). A dynamic Black Knight explosive attack was led by QB Christian Anderson who threw five touchdowns for 34 yards-or-more, while also rushing for the most single-game yards by a quarterback in the NCAA with 236 (Week 4). Anderson also marked three 50 yard-or-more rushing touchdowns. 2021 also saw Army's first Associated Press All-American in 31 years, where LB Andre Carter's career-high 15.5 sacks set a new Academy record for total sacks in a single season. Carter was additionally named an All-American by Phil Steele, marking also as an Academy first. Nine Black Knights were selected to Phil Steele's All-Independent Team, along with Team Captain LB Arik Smith selected as the 2021 Defender of the Nation and to the Associated Press All-Bowl Team. Smith, the team's leading tackler in back-to-back seasons was also a Campbell Trophy semifinalist and the Lockheed Martin Armed Forces Bowl MVP.

The 2020 season Monken led the Black Knights to post a 9-3 record including rivalry wins over both Navy and Air Force. Army was led by the nation's top defensive unit, as the Black Knights ranked first in the FBS in Total Defense, allowing only 275.3 yards per game. The Black Knights also ranked in the country's top five in scoring defense (2nd - 14.83 ppg), red-zone defense (2nd - .645 scoring pct.), and passing yards allowed (2nd - 160.8 ypg).

On the offensive side of the ball, Army displayed one of the most successful and diverse rushing attacks in the country thanks to Monken's triple-option scheme. The Cadets totaled over 250 rush yards in seven contests, including 441 vs Abilene Christian (Oct. 3) and 439 vs. Louisiana-Monroe (Sep. 12). Those marks were good for the 6th and 7th highest totals in a single game in the FBS during the 2020 season, respectively. Paced by a balanced rushing attack, the Cadets dominated time-of-possession over their opposition in 2020, holding the ball for an average of 34 minutes per game. The 2020 season started strong, as the Black Knights defeated Middle Tennessee State, 42-0, in the season opener, the first Army shutout since blanking Air Force in Colorado Springs, Colo., 21-0, on Nov. 4, 2017. The 42-0 victory was Army's largest shutout victory over an FBS school since 1963, when it defeated Wake Forest, 47-0. In the 2020 version of America's Game, Army's defensive unit held Navy's rushing attack to just 108 yards, the least amount of rushing yards by the Mids since 2001. The 15-0 shutout of Navy was the first time since Nov. 29, 1969, that Army shut out the Mids. The 2020 Commander-in-Chief Trophy Champions also climbed into the national rankings throughout the season, twice finding themselves in the AP Top 25 (22nd - Weeks 3-4). It was just the fourth time since 1970 that Army won at least six games in its first seven tilts. Monken coached several players to postseason honors in 2020 including USA Today Second-Team All-American Jon Rhattigan.

The 2019 season featured five wins for the Black Knights as Army averaged 297.2 rushing yards per game (3rd nationally) and had 3,863 net rushing yards total (3rd). The Black Knights' 45 rushing scores were tied for second in the nation, while their 5.2 yards per rush was 17th. The Black Knights were fifth nationally in passing defense (178.9), tied for 27th in fumble recoveries (10), 27th in first downs allowed (234) and 30th in total defense (342.3). West Point was eighth nationally in fewest penalty yards per game (38.2) and 12th in fewest penalties per game (4.6). Army is now 17-2 in its last 19 games played at Michie Stadium dating back to the 2016 season. The Cadets' 3,863 yards on the ground this season was good for sixth in program history at the time. In the VMI win, Army finished with 594 rushing yards, good for third-most in program history and the most since Nov. 18, 1989, vs. Colgate. Army's defense held UMass to 125 total yards, a program record for the fewest allowed to an FBS opponent. UMass was limited to just 19 yards in the second half. The Black Knights held the Minutemen to 26 rushing yards on 26 attempts, the fewest since allowing 10 to Lafayette on Oct. 15, 2016.

In 2018, Monken led the Cadets to a historic year as his squad became nationally ranked in early November for the first time in 22 years (1996). They remained in the Top-25 throughout the rest of the season and finished ranked No. 19 in the Associated Press Poll and No. 20 in the Amway Coaches Poll. The year was highlighted by a program-record 11 wins, marking the first time in Academy history the Black Knights registered 10-plus wins in back-to-back seasons. Army also won the Commander-in-Chief's trophy in consecutive seasons for the first time in program lore, while also garnering the Lambert Trophy for the first time in 60 years. The Black Knights became the first three-time winner of the Armed Forces Bowl as well that season after they routed Houston, 70-14, on Dec. 22. The 70 points put up by Army in that contest tied an FBS record for points scored in a bowl game. To cap the 2018 season, the Cadets won 13 games in a row at home and finished their second-straight season going unbeaten at Michie Stadium. They held five consecutive opponents to 14 or fewer points to end the year as well and finished 11-0 when leading at the half. Army closed the year ranked first nationally in third down conversion percentage (.571), fourth down conversion percentage (.861), and time of possession (38:33), while also sitting second in rushing offense with 312.5 yards per game. Twelve cadet-athletes were named to Phil Steele's All-Independent Team, and Monken received national praise after winning the George Munger Collegiate Coach of the Year Award and the Vince Lombardi Award for National College Coach of the Year. He was also named a finalist for the Paul "Bear" Bryant and Eddie Robinson Awards for Coach of the Year.

In 2017, Monken led Army to its most successful season in over two decades, earning 10 victories, the Commander-in-Chief's Trophy, and a victory in the Armed Forces Bowl. The Black Knights won the NCAA Division I Football Bowl Subdivision rushing title by averaging 362.3 rushing yards per game and finished with 50 rushing touchdowns, which broke the program record for a single season set a year prior. On the other side of the ball, Army was third in the nation in red zone defense and 14th against the pass. The Black Knights held opponents to 22 points per game, ending Air Force's 306-game scoring streak with a 21-0 victory at Falcon Stadium. It was the first shutout against a service academy since 1969. The Black Knights were also rewarded for their success as the ECAC Division I FBS Team of the Year.

The 2016 season was a memorable one for the Black Knights under Monken. He led them to their first win over Navy since 2001 and a victory in a Bowl game. The last time the Black Knights accomplished both feats in the same season was in 1984. Army was second in the nation in rushing offense and ran for a then Academy single-season 46 touchdowns, which eclipsed the 1945 national championship team. Defensively, Army was consistently in the top-10 in total defense and closed out the year fourth in the nation.

In 2015, Monken coached Army to a pair of wins over Bucknell and Eastern Michigan. The Black Knights had five players reach 100 yards rushing in a game that year and had three different quarterbacks throw for 100 yards. Signal callers Ahmad Bradshaw and Chris Carter ran and threw for 100 yards in their career debuts. Army won on the road for the first time since 2010 with a 58-36 win over Eastern Michigan as well. The Black Knights closed the season ranked 12th in the country in rushing offense at 244.3 yards per game. Linebacker Andrew King finished 21st in the nation in tackles for loss with an average of 2.1 per game and 26th in fumbles recovered with two.

In his first season at Army, Monken guided the Cadets to home victories over Buffalo, Ball State, and Fordham, in addition to a dramatic win against Connecticut at Yankee Stadium. Under his guidance, running back Larry Dixon, linebacker Jeremy Timpt, defensive back Josh Jenkins, and offensive lineman Matt Hugenberg earned 11 citations on postseason all-star teams. Two players, Joe Drummond and Dixon, competed in The Medal of Honor Bowl Game and East-West Shrine Game, respectively, as well. Army was fifth in the country in rushing offense at 296.5 yards per game in Monken's inaugural season and sixth in fewest penalties per game with just 4.08 infractions per contest. Timpt was seventh in the nation in solo tackles per game and 23rd in tackles per game. Dixon was nationally ranked in rushing yards per carry (30th), rushing yards (39th) and rushing yards per game (41st). With the Black Knights' 47-39 win against Buffalo, Monken became the first head coach to win his first game since Bob Sutton did so in 1991 with a victory over Colgate.

Monken came to the banks of the Hudson River following a successful stint as head coach at Georgia Southern. He spent four seasons as head coach of the Eagles after learning the triple-option offense under one of the nation's premier option proponents, during assistant coaching stints at Navy and Georgia Tech.

In his four seasons at Georgia Southern, Monken authored a 38-16 mark and spearheaded the program's transition to the elite Football Bowl Subdivision level from the Football Championship Subdivision (FCS) ranks. Georgia Southern, which joined the Sun Belt Conference following Monken's tenure, was a member of the FCS and qualified for the NCAA playoffs in all three eligible seasons under him. The Eagles advanced to the national semifinals each year, while also posting double-digit victory totals. Monken guided tradition-rich Georgia Southern to some of the biggest wins in school history, with the most memorable arguably being a 26-20 victory at Florida at the vaunted "Swamp." Despite that headline-grabbing victory, the Eagles were not eligible for the FCS playoffs that season due to their transitional status.

A finalist for the 2012 Liberty Mutual Coach of the Year award, Monken guided the Eagles to 10 wins his first season, 11 in his second and 10 in his third. His 2013 squad posted a 7-4 mark, including the stunning, season-ending upset of Florida in Gainesville. Under Monken's guidance, Georgia Southern was one of the top rushing teams at the FCS level, claiming the NCAA rushing title in 2012 at 399.36 yards per contest. Walter Payton Award candidate Jerick McKinnon and running back Dominique Swope established the NCAA record for rushing yards by teammates with 3,063.

Georgia Southern was ranked No. 1 in both FCS polls for seven weeks in 2011 and stopped Wofford, 31-10, to win its ninth Southern Conference championship. Five players were named All-America, Brent Russell was selected Southern Conference Defensive Player of the Year, Monken earned conference Coach of the Year plaudits and Swope was named Southern Conference Freshman of the Year. Home playoff wins against Old Dominion and Maine were part of the Eagles' memorable 11-3 campaign. Monken got off to a great start in his first year at Georgia Southern, knocking off top-ranked and previously unbeaten Appalachian State en route to a 10-5 season. The Eagles ended the year with three straight wins to qualify for the postseason and registered three playoff victories to advance to the national semifinals.

Monken was named Georgia Southern's head coach in November of 2009, continuing a family history of football coaches. Jeff's father, Mike, and a dozen family members have coached at the high school, collegiate or professional ranks. Monken's first head coaching job came after accumulating 20 years of experience as an assistant, 13 of them with his mentor Paul Johnson. Monken coached slotbacks at Georgia Southern from 1997 to 2001 before joining Johnson first at Navy and then Georgia Tech.

As an assistant coach at Georgia Southern, Monken was part of two NCAA FCS National Championship squads (1999 and 2000) and five-straight playoff teams. Georgia Southern was among the top-five rushing teams in all five seasons and twice led the nation in rushing. The Eagles ranked in the top-15 in scoring four out of five seasons as well.

After serving as an assistant at Georgia Southern, Monken accepted a position on Johnson's coaching staff at Navy. Monken not only mentored slotbacks, but he also later added special teams coordinator duties. In Annapolis, Monken helped the Midshipmen to five straight Commander-in-Chief's trophies and five consecutive bowl game appearances, including a 10-win season in 2004. Following his time at Navy, Monken moved to Georgia Tech where for two seasons he served as the slotbacks coach and special teams coordinator. The Yellow Jackets posted double-digit wins in 2009 and captured the Atlantic Coast Conference championship, although that title was later vacated. Monken began his coaching career in 1989 as a graduate assistant at Hawai'i and later spent one season at Arizona State. Monken moved to Buffalo as the wide receivers and tight ends coach who also handled recruiting. He served on the staffs at Morton (Ill.) High School as the head coach and at Concordia University in Illinois as the offensive line coach.

A native of Joliet, Ill., Monken played wide receiver for four years and earned two varsity letters in track and field while earning his bachelor's degree from Millikin University in 1989. He was inducted into the school's Athletic Hall of Fame in October 2013 and collected his master's degree from Hawai'i in 1991.

Monken and his wife Beth reside at West Point with their three daughters, Isabelle, Amelia, and Evangeline.



MONKEN CELEBRATES WITH HIS TEAM FOLLOWING THE 2022 ARMY-NAVY GAME - THE FIRST OVERTIME GAME IN THE SERIES' HISTORY.

## HEAD COACH JEFF MONKEN NOTES



Year at Army West Point: 12th  
Career Year (Head Coach): 15th (119-76)

Hometown: Joliet, Ill.  
Family: wife, Beth; daughters, Isabelle, Amelia and Evangeline

EDUCATION  
B.A., Millikin, 1989; M. Ed., Hawai'i, 1991

In the 2024 season, Monken led Army to the first 12-win season in the program's 135-year history, captured its first-ever conference championship (American Conference), in its debut season and was named Coach of the Year

Led Army to beat #17-ranked, undefeated Air Force (11/4/23). The win was Army's first over an AP-ranked opponent since 1972.

In 2023, Monken led Army to recapture the coveted Commander-in-Chief's Trophy for the 10th time in school history, awarded annually to each season's winner of the triangular rivalry series between Army, Air Force and Navy. The CIC Trophy was Army's fourth in the past seven seasons, as Army only had four combined in the previous 39 years.

Signed a multi-year contract extension with Army on Sept. 18, 2023.

In 2022, logged his 59th career win at Army breaking a tie with the legendary Army coach Charles Daly and surpassing his mark for second place on the Academy's all-time win list. First is Red Blaik with 121 career victories.

Led Army to victory over rival Navy, with a double-OT victory over arch-rival Navy, the first-ever overtime game in the history of the Army-Navy Game series.

An Armed Forces Bowl victory over Missouri in 2021 marked Army's first win against an SEC program since 2009.

Started the 2021 season 4-0 for the first time in 25 years.

Led the Black Knights to an 11-win season for the first time in program history (2018).

Helped the Cadets to back-to-back 10-plus win seasons for the first time in Academy lore (2017 & 2018).

Became the first Army head coach to win three bowl games in his career (2016, 2017, & 2018), passing Jim Young, who had two bowl wins.

Finished 2018 ranked No. 19 in the Associated Press Poll and No. 20 in the Amway Coaches Poll.

Won the Commander-In-Chief's trophy in back-to-back seasons for the first time in program history (2017-18).

Earned the Lambert Trophy for the first time in 60 years (2018).

Won the George Munger Collegiate Coach of the Year Award and the Vince Lombardi Award for National College Coach of the Year (2018).

Mentored Kelvin Hopkins Jr. in 2018 to become the first player in Academy history to throw and rush for 1,000 yards in the same season.

Won 10 games in 2017 for only the second time in program history (1996).

Bleacher Report ranked Army in its final Top 25 rankings following its 10-3 season in 2017.

Brought home the Commander-in-Chief's Trophy for the first time in 21 years with wins over Navy and Air Force in 2017.

Named a finalist for the Paul "Bear" Bryant Award and Eddie Robinson Award for National Coach of the Year (2017).

Led the nation in rushing in 2017 and saw Ahmad Bradshaw set the single-season rushing record.

In 2016 led Army to its first win over Navy since 2001 and its first bowl game appearance and win since 2010.

Led Army to eight wins in 2016 for the first time since 1996.

| YEAR  | SCHOOL                          | OVERALL RECORD |
|-------|---------------------------------|----------------|
| 2024  | Army West Point                 | 12-2           |
| 2023  | Army West Point                 | 6-6            |
| 2022  | Army West Point                 | 6-6            |
| 2021  | Army West Point                 | 9-4            |
| 2020  | Army West Point                 | 9-3            |
| 2019  | Army West Point                 | 5-8            |
| 2018  | Army West Point                 | 11-2           |
| 2017  | Army West Point                 | 10-3           |
| 2016  | Army West Point                 | 8-5            |
| 2015  | Army West Point                 | 2-10           |
| 2014  | Army West Point                 | 4-8            |
| 2013  | Georgia Southern (1st FBS Year) | 7-4            |
| 2012* | Georgia Southern                | 10-4           |
| 2011* | Georgia Southern                | 11-3           |
| 2010# | Georgia Southern                | 10-5           |

### MONKEN'S TROPHY CASE

Commander-in-Chief's Trophy: (4)

2017

2018

2020

2023



**Bowl Wins: (5)**

Lockheed Martin Armed Forces Bowl wins: (3)

2017

2018

2021



Zaxby's Heart of Dallas Bowl win: (1) -- (Now known as First Responder Bowl)

2016



Independence Bowl: (1)

2024



### MONKEN'S ARMY CAREER SUPERLATIVES

#### INDIVIDUAL GAME HIGHS

|                           |  |
|---------------------------|--|
| Rushes .....              | 41, C. Hellums, at Kansas State (9/6/25)             |
| Yards Rushing .....       | 265, A. Bradshaw, at Air Force (11/4/17)             |
| TD Rushes .....           | 5, 2x, Last: B. Daily vs. East Carolina (10/19/24)   |
| Long Rush .....           | 87-TD, T. Robinson, at Air Force (11/2/19)           |
| Pass Attempts .....       | 24, K. Hopkins, vs. Tulane (10/5/19)                 |
| Pass Completions .....    | 11, C. Ballard, vs. UTSA (9/10/22)                   |
| Yards Passing .....       | 211, C. Ballard, vs. UTSA (9/10/22)                  |
| TD Passes .....           | 3, 2x, Last: B. Daily vs. Delaware State (9/9/23)    |
| TDs accounted for .....   | 6, B. Daily vs. East Carolina (10/19/24)             |
| Longest Pass .....        | 87-TD J. Laws to C. Harrison, at Air Force (11/2/19) |
| Longest TD Pass .....     | 87, J. Laws to C. Harrison, at Air Force (11/2/19)   |
| Receptions .....          | 7, I. Alston, at Wake Forest (10/8/22)               |
| Yards Receiving .....     | 135, I. Alston, vs. Delaware State (9/9/23)          |
| TD Receptions .....       | 2, 3x Last: N. Short, at Tulsa (10/5/24)             |
| Field Goals .....         | 3, 4x Last: T. Gronotte, vs. UTSA (11/30/24)         |
| Long Field Goal .....     | 52, D. Grochowski, vs. Navy (10/18/20)               |
| Punts .....               | 9, B. Boehlke, vs. Navy (12/10/22)                   |
| Long Punt .....           | 78, Z. Harding, at Air Force (11/2/19)               |
| Long Punt Return .....    | 73-TD, T. Robinson, vs. Villanova (9/17/22)          |
| Long Kickoff Return ..... | 55, Z. Mundell, vs. Boston College (10/7/23)         |
| Tackles .....             | 17, J. Timpf, vs. Air Force (11/1/14)                |
| INTs .....                | 2, 6x Last: C. Larkin vs. UAB (10/12/24)             |





ARMY DROPS SEASON OPENER AT HOME TO TARLETON STATE

**WEST POINT, N.Y.** — The Army West Point Black Knights opened their 2025 season at Michie Stadium, where the rising structure of the Michie Stadium Preservation Project — set to debut in 2026 — provided a striking backdrop, but despite leading by 14 points in the second half, the defending American Conference champions fell 30-27 in double overtime to FCS opponent Tarleton State.

Army (0-1) had multiple chances to close out the game. Sophomore K Dawson Jones missed a potential game-winning 43-yard field goal at the end of regulation and was off target again from 35 yards in the second overtime. Tarleton State (2-0) capitalized as K Brad Larson hit a 37-yarder to secure the Texans’ second-ever victory over an FBS program.

Tarleton State relied heavily on its rushing attack, finishing with two running backs over 80 yards. Caleb Lewis led the way with 107 yards and a touchdown on 20 carries, while Tre Paige III added 89 yards and a score on 14 attempts.

Army Quarterback Dewayne Coleman, making his second career start, led Army’s offense early with a 26-yard touchdown run and finished with 129 passing yards and a career-best 100 rushing yards on 24 carries with one score. He also threw two interceptions in the second half, including one in the red zone. Junior QB Cale Hellums added a one-yard touchdown run before halftime and filled in late after Coleman exited briefly with an injury.

Running back Hayden Reed gave Army its largest lead of the night, breaking loose for a 37-yard touchdown in the third quarter to put the Black Knights up 24-10. Tarleton answered quickly with a short scoring run and later tied the game at 24 in the fourth following a Reed fumble deep in Army territory when Texans’ QB Victor Gabalis threw a 15-yard touchdown.

Army’s defense kept the game tight with two sacks (ILB Kalib Fortner and OLB Eric Ford) and several key stops, but the offense committed three straight turnovers in the second half — two interceptions and a fumble — that shifted momentum.

With 1:17 remaining in regulation, Army had one final chance to win before overtime. Hellums, filling in for an injured Coleman, scrambled for 16 yards to move the Black Knights into field-goal range. That set up sophomore kicker Dawson Jones with a 43-yard attempt in the closing seconds, but his kick sailed wide right, sending the game into overtime.

In overtime, both teams traded field goals in the first period. Army went three-and-out to start the second, setting up Jones for another attempt, but his 35-yarder was wide right. Tarleton then marched into range for Larson’s deciding kick.

SCORE BY QUARTERS

|                | 1st | 2nd | 3rd | 4th | OT (1-2) | Final |
|----------------|-----|-----|-----|-----|----------|-------|
| TARLETON STATE | 3   | 7   | 7   | 7   | 6        | 30    |
| ARMY           | 7   | 10  | 7   | 0   | 3        | 27    |

SCORING SUMMARY

| Q   | Time  | Play  | TARLETON STATE-ARMY |
|-----|-------|---|---------------------|
| 1st | 08:05 | B. Larson 30 yd FG  | 3-0                 |
| 1st | 04:08 | D. Coleman 26 yd TD run (D. Jones kick)                   | 7-3                 |
| 2nd | 09:43 | Tre Page III 10 yd TD run (B. Larson kick)                | 10-7                |
| 2nd | 01:47 | D. Jones 24 yd FG   | 10-10               |
| 2nd | 00:15 | C. Hellums 1 yd TD run (D. Jones kick)                    | 10-17               |
| 3rd | 08:14 | H. Reed 37 yd TD run (D. Jones kick)                      | 10-24               |
| 3rd | 05:15 | C. Lewis 6 yd TD run (B. Larson kick)                     | 17-24               |
| 4th | 09:05 | D. Hearne 15 yd TD catch from V. Gabalis (B. Larson kick) | 24-24               |
| OT1 | ----- | B. Larson 30 yd FG  | 27-24               |
| OT1 | ----- | D. Jones 40 yd FG   | 27-27               |
| OT2 | ----- | B. Larson 37 yd FG  | 30-27               |

HIGHLIGHTS AND GAME NOTES

- Army is 16-3 in its last 19 games dating back to Nov. 2023, a stretch that entering Friday ranked second nationally in winning percentage (.889), trailing only Oregon.
- Head Coach Jeff Monken is now 9-3 in home openers.
- Coleman logged his first career 100-yard rushing game.
- Hellums scored his first career touchdown on a 1-yard run.
- Slot back Noah Short matched his career high with six receptions, totaling 81 yards.
- Reed’s touchdown run was the sixth of his career.
- LB Kalib Fortner and OLB Eric Ford each recorded sacks.
- Army logged 411 yards of total offense (280 rushing and 131 passing).
- First career starts: LT Henry Appleton, RT Teddy Williams, WR Brady Anderson, TE Parker Poloskey, OLB Gavin Shields, FS Collin Matteson.
- Secretary of the Army Daniel P. Driscoll attended the season opener.

TEAM STATISTICS

|                              | TULANE      | ARMY       |
|------------------------------|-------------|------------|
| <b>First Downs</b>           |             |            |
| Total                        | 16          | 24         |
| Rushing                      | 8           | 16         |
| Passing                      | 8           | 6          |
| Penalty                      | 0           | 2          |
| <b>Rushing</b>               |             |            |
| Total (Net)                  | 192         | 280        |
| Attempts                     | 42          | 66         |
| Avg. Per Rush                | 4.6         | 4.2        |
| Rushing TDs                  | 2           | 3          |
| Yds. Gained                  | 214         | 304        |
| Yds. Lost                    | 22          | 24         |
| <b>Passing</b>               |             |            |
| Total (Net)                  | 152         | 131        |
| Comp.-Att.-Int.              | 16 - 30 - 0 | 8 - 16 - 2 |
| Avg / Att                    | 5.1         | 8.2        |
| Avg / Comp.                  | 9.5         | 16.4       |
| TDs                          | 1           | 0          |
| <b>Total Offense</b>         |             |            |
| Yards                        | 344         | 411        |
| Plays                        | 72          | 82         |
| Avg. / Play                  | 4.8         | 5          |
| Fumbles - Lost               | 2-0         | 2-1        |
| Penalties - Yds.             | 9-73        | 5-35       |
| <b>Punting</b>               |             |            |
| Punts - Yds.                 | 7-254       | 4-154      |
| <b>Kickoffs</b>              |             |            |
| Total - Yds.                 | 5-314       | 5-318      |
| Avg. Yds. / Kickoff          | 62.8        | 63.6       |
| Touchbacks                   | 2           | 2          |
| <b>Miscellaneous</b>         |             |            |
| Misc. Yards                  | 0           | 0          |
| Poss. Time                   | 23:26       | 36:34      |
| 3rd. Down Conv.              | 6 of 18     | 6 of 16    |
| 4th. Down Conversions        | 1 of 2      | 1 of 2     |
| Red-Zone: Scores - Chances   | 6-6         | 2-4        |
| Sacks: Total - Yds.          | 0-0         | 2-10       |
| PAT: Total - Made            | 3-3         | 3-3        |
| 2PT Conversion: Total - Made | 0 - 0       | 0 - 0      |
| Field Goals: Total - Made    | 3-3         | 2-4        |





ARMY RALLIES PAST KANSAS STATE BEHIND HELLUMS' CAREER NIGHT

MANHATTAN, Kan. — Under the lights at Bill Snyder Family Stadium in front of 52,723 fans, the Army Black Knights football team (1-1) came from behind in the second half to secure a 24-21 win over the Kansas State Wildcats (1-2) on Saturday night.

It was the Black Knights' first win over a Big 12 opponent since Sept. 23, 2006, a 27-24 overtime victory at Baylor. It was also Army's first power conference win in a true road game since a 21-13 victory at Wake Forest Oct. 29, 2016. In the second half, Army out gained Kansas State 192-48 in total yardage and 143-5 in rushing yards. The Black Knights ran 46 total second-half plays, to K-State's 13, and held the ball for 26:59 to the Wildcats' 3:01.

Junior Cale Hellums made his first start behind center, with senior Dewayne Coleman not 100% following an injury last week. Hellums rushed for 124 yards and two touchdowns, including the go-ahead score with 2:52 remaining. It marked consecutive weeks that the Army starting QB has eclipsed 100 yards on the ground. The Tomball, Texas native also passed 7-for-11 for 43 yards and a touchdown throw before halftime. Hellums' 41 total rushes were the most by any player in a single game in program history. Army's 237 rushing yards were the most allowed by a K-State team since 2023.

The final drive of the half was Army's best of the game to that point. With just 2:25 remaining before the break, Hellums led the offense 75 yards over 16 plays. Army picked up a trio of third downs on the drive, including two with Hellums' arm. An 18-yard pass to Short on third-and-5 with 20 seconds to play in the half subsequently marched the Black Knights into the red zone.

Monken and offensive coordinator Cody Worley dove into their bag of tricks, breaking out a double pass where Short threw a 52-yard pass down the right sideline to a wide-open Anderson to get down to the K-State 34-yard line. Later in the drive Army would convert a fourth-and-4 from the K-State 16 when RB Hayden Reed got to the edge for a gain of five and a fresh set of downs.

Army faced another fourth down inside the red zone from the Wildcats' 4-yard line with 3:36 to go in the third, in which Monken rolled the dice again as Hellums picked up just enough to get the first down, down at the half-yard line. On the next play, Hellums snuck in for a one-yard touchdown as the Black Knights took their first lead of the night, 14-13. The drive covered 89 yards across 14 plays, taking 7:58 off the game clock.

However, the Army lead proved to be short-lived, as K-State returner Bryce Noernberg returned the kickoff 99 yards for a score to quickly go back in front. The Wildcats would then convert a two-point conversion to go up seven, 21-14.

Army responded by putting together another long drive. This time the drive was 13 plays, 57 yards, 7:22 off the clock, ending in a 35-yard field goal by Dawson Jones to cut the deficit, 21-17. Army quickly regained possession of the football, as an Anderson Britton kickoff deflected off a Wildcat upback, and was recovered by Cole Searight at the Army 44. Hellums converted a fourth-and-4 with a six-yard scramble on the drive's first set of downs and followed that with a sneak on fourth-and-inches from the Wildcats' 22 with 4:36 in the game. The quarterback would then scamper for 14 yards to give Army a 24-21 lead with 2:55 to play.

After Kansas State regained the ball, Matteson broke up a pass intended for K-State's Tibbs with 2:17 left. The play was reviewed for a possible catch and fumble, but the incomplection was upheld. But after the Wildcats picked up a fourth-and-5 from their 44 with 1:59 to play, it was Matteson who came up with the game-sealing interception with 1:35 left on the clock, reacting to a deflection off the hands of K-State's Joe Jackson and completing the interception after initially grabbing the football with just one hand.

SCORE BY QUARTERS

|              | 1st | 2nd | 3rd | 4th | Final |
|--------------|-----|-----|-----|-----|-------|
| ARMY         | 0   | 7   | 7   | 10  | 24    |
| KANSAS STATE | 3   | 10  | 8   | 0   | 21    |

SCORING SUMMARY

| Q   | Time  | Play  | ARMY-KANSAS STATE |
|-----|-------|---|-------------------|
| 1st | 11:21 | L. Rodriguez 34 yd FG                                       | 0-3               |
| 2nd | 11:57 | J. Tibbs 32 yd TD catch from A. Johnson (L. Rodriguez kick) | 0-10              |
| 2nd | 02:25 | L. Rodriguez 38 yd FG                                       | 0-13              |
| 2nd | 00:00 | B. Anderson 2 yd TD catch from C. Hellums (D. Jones kick)   | 7-13              |
| 3rd | 03:20 | C. Hellums 1 yd TD run (D. Jones kick)                      | 14-13             |
| 3rd | 03:08 | B. Noernberg 99 yd kickoff return TD (J. Tibbs 2 pt rec.)   | 14-21             |
| 4th | 10:46 | D. Jones 35 yd FG   | 17-21             |
| 4th | 02:52 | C. Hellums 14 yd TD run (D. Jones kick)                     | 24-21             |

HIGHLIGHTS AND GAME NOTES

- Junior QB Cale Hellums made his first career start.
- Army is now 3-0 all-time against Kansas State, with the last meeting in 1987 resulting in a 41-14 win.
- Army's most recent victory over a Power 4 opponent was vs. Missouri in the 2021 Armed Forces Bowl.
- Army is 17-3 in its last 20 games dating back to November 2023 — tied for the second-best winning percentage nationally, trailing only Oregon.
- Hellums' touchdown pass before the half was his first of his career, and it was also Brady Anderson's first career receiving touchdown.
- Slot back Noah Short completed a 52-yard pass in the third quarter on a double pass to WR Brady Anderson.
- Coleman, although he did not start, was active for the game.
- Army was 6-for-7 on fourth downs and was a perfect 5-for-5 on fourth downs in the second half.
- Army went 10-for-22 on third downs.
- RB Samari Howard recorded three receptions, the most in his career.
- The kickoff return touchdown yielded by Army was Army's first time giving up a kickoff for a touchdown since 2021 vs. Ball State.
- K-State celebrated and honored the soldiers and families of Fort Riley on Saturday. It included a day-long tribute to K-State's military partnership, featuring service members, military vehicles and special in-game recognitions.

TEAM STATISTICS

|                              | TULANE      | ARMY       |
|------------------------------|-------------|------------|
| <b>First Downs</b>           |             |            |
| Total                        | 13          | 20         |
| Rushing                      | 4           | 17         |
| Passing                      | 9           | 3          |
| Penalty                      | 0           | 0          |
| <b>Rushing</b>               |             |            |
| Total (Net)                  | 74          | 237        |
| Attempts                     | 18          | 70         |
| Avg. Per Rush                | 4.1         | 3.4        |
| Rushing TDs                  | 0           | 2          |
| Yds. Gained                  | 76          | 266        |
| Yds. Lost                    | 2           | 29         |
| <b>Passing</b>               |             |            |
| Total (Net)                  | 172         | 95         |
| Comp.-Att.-Int.              | 15 - 25 - 1 | 8 - 12 - 0 |
| Avg / Att                    | 6.9         | 7.9        |
| Avg / Comp.                  | 11.5        | 11.9       |
| TDs                          | 1           | 1          |
| <b>Total Offense</b>         |             |            |
| Yards                        | 246         | 332        |
| Plays                        | 43          | 82         |
| Avg. / Play                  | 5.7         | 4          |
| Fumbles - Lost               | 0-0         | 0-0        |
| Penalties - Yds.             | 2-15        | 2-10       |
| <b>Punting</b>               |             |            |
| Punts - Yds.                 | 2-86        | 3-136      |
| <b>Kickoffs</b>              |             |            |
| Total - Yds.                 | 5-321       | 3-166      |
| Avg. Yds. / Kickoff          | 64.2        | 55.3       |
| Touchbacks                   | 3           | 0          |
| <b>Miscellaneous</b>         |             |            |
| Misc. Yards                  | 0           | 0          |
| Poss. Time                   | 19:31       | 40:29      |
| 3rd. Down Conv.              | 2 of 9      | 10 of 22   |
| 4th. Down Conversions        | 2 of 2      | 6 of 7     |
| Red-Zone: Scores - Chances   | 2-2         | 4-4        |
| Sacks: Total - Yds.          | 0-0         | 0-0        |
| PAT: Total - Made            | 1-1         | 3-3        |
| 2PT Conversion: Total - Made | 1 - 1       | 0 - 0      |
| Field Goals: Total - Made    | 2-2         | 1-1        |



## FOOTBALL RALLIES FROM 21-POINT DEFICIT, FALLS TO NORTH TEXAS IN OT

**WEST POINT, N.Y.** — Army West Point football (1-2, 0-1) nearly pulled off another dramatic comeback, erasing a 21-point first-half deficit before falling 45-38 in overtime to North Texas (4-0, 1-0) on Saturday at Michie Stadium. The loss marked the Black Knights' first in American Athletic Conference play after going unbeaten in league competition last season.

On a beautiful 70-degree day along the banks of the Hudson, Army started Cale Hellums at quarterback, making his second career start and first at home. But it was senior Dewayne Coleman who came off the bench in the second quarter and ignited the rally, accounting for three touchdowns — two passing and one rushing — while throwing for 101 yards and rushing for 117 more on 23 carries. He led the Black Knights to a late field goal that forced overtime before exiting with an injury in the extra period which forced Hellums back in.

North Texas' Caleb Hawkins capped a career day with his fourth rushing touchdown in overtime, and Army's fourth-down pass fell incomplete to end the comeback bid.

With 6:35 remaining in the half and down three scores, Head Coach Jeff Monken inserted Coleman at quarterback. The senior sparked a 13-play, 75-yard drive over 5:58, converting a fourth-and-1 near midfield and capping the series with a 17-yard touchdown pass to running back Samari Howard in the back corner of the end zone.

North Texas drove in the final minute, reaching field-goal range on a 19-yard pass from Mestemaker to Cameron Dorner, but only one second remained on the clock, leaving the score 28-14 at halftime.

Monken stuck with Coleman to start the second half. Army seized momentum as Hayden Reed ripped off a 37-yard touchdown run to bring the Black Knights within seven. Army marched 75 yards on seven plays over 3:53, with Reed rushing for 49 yards on the drive.

Mestemaker completed two passes of more than 15 yards on the ensuing drive, but Army's defense held in the red zone, forcing a 23-yard field goal to extend North Texas' lead to 31-21.

Army responded with a methodical 17-play, 75-yard drive over 9:58, capped by Coleman's five-yard dive into the end zone to cut the deficit to 31-28 with 11:27 remaining in the fourth quarter.

North Texas answered immediately as Hawkins broke loose for a 21-yard touchdown run, pushing the lead back to 38-28.

Trailing by 10 with under three minutes remaining, Army looked finished until Coleman connected with Anderson for a 68-yard touchdown with 2:56 to go, cutting the deficit to 38-35.

On the first play of the ensuing North Texas possession, Army junior safety Stephen Nnadozie forced a fumble at the Army 47 that Kalib Fortner recovered at the 44, giving the Black Knights one last chance. Coleman drove the offense into field-goal range, and Dawson Jones drilled a 23-yarder with nine seconds left to tie the game and force overtime. It marked the first time Army played back-to-back overtime games at home.

In overtime, Hawkins scored his fourth rushing touchdown. Coleman exited with an injury on Army's possession, bringing Hellums back into the game. Facing fourth-and-5 from the North Texas 9, Hellums' pass intended for Short was tipped and fell incomplete, sealing a 45-38 victory for the Mean Green.

### SCORE BY QUARTERS

|                    | 1st       | 2nd      | 3rd      | 4th       | OT       | Final     |
|--------------------|-----------|----------|----------|-----------|----------|-----------|
| <b>NORTH TEXAS</b> | <b>21</b> | <b>7</b> | <b>3</b> | <b>7</b>  | <b>7</b> | <b>45</b> |
| <b>ARMY</b>        | <b>7</b>  | <b>7</b> | <b>7</b> | <b>17</b> | <b>0</b> | <b>38</b> |

### SCORING SUMMARY

| Q   | Time  | Play   | ARMY-NORTH TEXAS |
|-----|-------|--|------------------|
| 1st | 08:22 | K. Hawkins 4 yd TD run (K. Nguma kick)                     | 0-7              |
| 1st | 03:21 | M. McGill II 6 yd TD run (K. Nguma kick)                   | 0-14             |
| 1st | 01:24 | C. Hawkins 7 yd TD run (K. Nguma kick)                     | 0-21             |
| 1st | 01:14 | B. Bartosh 75 yd TD run (D. Jones kick)                    | 7-21             |
| 2nd | 06:35 | W. Young 6 yd TD catch from D. Mestemaker (K. Nguma kick)  | 7-28             |
| 2nd | 00:37 | S. Howard 17 yd TD catch from D. Coleman (D. Jones kick)   | 14-28            |
| 3rd | 11:07 | H. Reed 37 yd TD run (D. Jones kick)                       | 21-28            |
| 3rd | 06:25 | K. Nguma 23 yd FG  | 21-31            |
| 4th | 11:27 | D. Coleman 5 yd TD run (D. Jones kick)                     | 28-31            |
| 4th | 09:03 | K. Hawkins 21 yd TD run (K. Nguma kick)                    | 28-38            |
| 4th | 02:56 | B. Anderson 68 yd TD catch from D. Coleman (D. Jones kick) | 35-38            |
| 4th | 00:09 | D. Jones 23 yd FG  | 38-38            |
| OT  | ----- | K. Hawkins 3 yd TD run (K. Nguma kick)                     | 38-45            |

### HIGHLIGHTS AND GAME NOTES

- Saturday marked Army's first AAC defeat. The Black Knights went 8-0 in league play in 2024, before defeating Tulane in the conference championship.
- Army is 17-4 in its last 21 games dating back to November 2023.
- Briggs Bartosh scored his first career touchdown on a 75-yard run, tied for the 10th-longest in program history since 1996. He finished with 99 yards on eight carries.
- Hayden Reed rushed for 113 yards on 19 attempts, scoring his second touchdown of the season and seventh career rushing score.
- Reed and Coleman each surpassed 100 rushing yards. If Bartosh had one more yard, Army would have had three 100-yard rushers in a single game for the first time since 2016 (vs. Morgan State).
- Reed has scored at least two touchdowns in each of his four seasons, becoming the ninth player in Army history to do so.
- Samari Howard caught his first career touchdown, a 17-yard score before half-time, finishing with two receptions for 21 yards.
- Brady Anderson hauled in a 68-yard touchdown late in the fourth quarter, tied for the 21st-longest reception in program history.
- Army totaled 488 yards, including 387 on the ground.
- Army leads North Texas 6-3 all-time.
- Army is 8-2 in its last 10 home games at Michie Stadium.

### TEAM STATISTICS

|                              | NORTH TEXAS | ARMY       |
|------------------------------|-------------|------------|
| <b>First Downs</b>           |             |            |
| Total                        | 26          | 26         |
| Rushing                      | 12          | 24         |
| Passing                      | 13          | 2          |
| Penalty                      | 1           | 0          |
| <b>Rushing</b>               |             |            |
| Total (Net)                  | 229         | 387        |
| Attempts                     | 42          | 68         |
| Avg. Per Rush                | 5.5         | 5.7        |
| Rushing TDs                  | 5           | 3          |
| Yds. Gained                  | 231         | 397        |
| Yds. Lost                    | 2           | 10         |
| <b>Passing</b>               |             |            |
| Total (Net)                  | 249         | 101        |
| Comp.-Att.-Int.              | 26 - 36 - 0 | 6 - 14 - 1 |
| Avg / Att                    | 6.9         | 7.2        |
| Yds / Comp.                  | 9.6         | 16.8       |
| TDs                          | 1           | 2          |
| <b>Total Offense</b>         |             |            |
| Yards                        | 478         | 488        |
| Plays                        | 78          | 82         |
| Avg. / Play                  | 6.1         | 6          |
| Fumbles - Lost               | 2-1         | 3-2        |
| Penalties - Yds.             | 7-50        | 1-15       |
| <b>Punting</b>               |             |            |
| Punts - Yds.                 | 0-0         | 0-0        |
| <b>Kickoffs</b>              |             |            |
| Total - Yds.                 | 7-455       | 6-339      |
| Avg. Yds. / Kickoff          | 65.0        | 56.5       |
| Touchbacks                   | 6           | 2          |
| <b>Miscellaneous</b>         |             |            |
| Misc. Yards                  | 0           | 0          |
| Poss. Time                   | 27:59       | 32:01      |
| 3rd. Down Conv.              | 7 of 12     | 8 of 16    |
| 4th. Down Conversions        | 1 of 3      | 3 of 5     |
| Red-Zone: Scores - Chances   | 6-6         | 3-4        |
| Sacks: Total - Yds.          | 1-4         | 0-0        |
| PAT: Total - Made            | 6-6         | 5-5        |
| 2PT Conversion: Total - Made | 0 - 0       | 0 - 0      |
| Field Goals: Total - Made    | 1-1         | 1-1        |





FOOTBALL FALLS AT ECU IN PRIMETIME

GREENVILLE, N.C. — Army West Point (1-3, 0-2 American) hit the road for a primetime Thursday night game on ESPN at East Carolina (3-2, 1-0), in a matchup of contrasting offensive styles.

After Army won the toss and deferred, East Carolina wasted no time on the opening drive as quarterback Katin Houser hit wide receiver Anthony Smith for a 41-yard gain to the Army 14. Several plays later, after a replay review, the Pirates got on the board first by virtue of a 3-yard touchdown run by Houser.

Under center again for the Black Knights was senior QB Dewayne Coleman, making his first start since the opener and only his third career start. Houser and the Pirates struck again on their next possession, with Houser finding Smith again deep for a 40-yard touchdown that made it 14-0 in the first quarter.

Army responded as slot back Noah Short rattled off a 15-yard rush, and then on fourth-and-5, Coleman hit tight end Parker Poloskey in traffic along the right sideline for a 10-yard gain to move to the East Carolina 34. Army faced another fourth-and-5 at the ECU 29 when Coleman found running back Hayden Reed wide open, but Reed dropped what would have been a sure touchdown and Army turned it over on downs.

East Carolina scored on its third straight possession as Houser threw his second touchdown of the night, a 20-yard pass to tight end Jayvontay Conner, for a 21-0 first-quarter lead.

Early in the second quarter, Short broke a 30-yard run to spark the Black Knights' offense and move into ECU territory. But the drive stalled when Coleman fumbled on a rush that would have picked up a first down inside the ECU 25, that the East Carolina defense recovered.

Army was forced to punt after picking up just 17 yards on its ensuing possession, but the defense once again stepped up on ECU's next series, with a Stephen Nnadozie interception giving the ball back to Army at its 17-yard line with 3:58 left in the half.

The offense did little to capitalize on the takeaway, quickly giving the ball back to ECU after failing to move the sticks on a Coleman fourth-and-1 rush.

The Black Knights overcame poor defensive field position and an untimely third-down penalty to force their second turnover of the half, as Eric Ford deflected a Howser pitch in the backfield and fell on the football at the 18-yard line with 37 seconds remaining in the half. Coming out of halftime, Short broke free for a 60-yard run to the ECU 4-yard line, putting him over 100 yards rushing. Coleman capped the drive with a 2-yard touchdown run to get the Black Knights on the board, but the two-point conversion failed, and Army trailed 21-6.

Army's defense continued to play tough, forcing two straight turnovers on downs in the third quarter, the second one coming at its own 16-yard line as ECU threatened to score, to give the Black Knights' offense possession again. It marked five straight drives Army's defense held the Pirates at bay, going back to the two forced turnovers to end the first half.

Once again, however, when regaining possession, the Black Knights were unable to put points on the board, despite taking over with good field position at the ECU 42. A fourth-and-12 four plays into the series saw Coleman's pass to Short come up one yard shy of moving the sticks, handing the ball back to ECU with 12:07 to play.

Taking over at their own 33, the home team would put an end to their scoring drought, marching 67 yards on seven plays, emphasized by a 32-yard fake field goal run for a touchdown by ECU's Kyler Pearson, making it 28-6 with 8:14 left on the clock.

SCORE BY QUARTERS

|               | 1st | 2nd | 3rd | 4th | Final |
|---------------|-----|-----|-----|-----|-------|
| ARMY          | 0   | 0   | 6   | 0   | 6     |
| EAST CAROLINA | 21  | 0   | 0   | 7   | 28    |

SCORING SUMMARY

| Q   | Time  | Play   | ARMY-EAST CAROLINA |
|-----|-------|--|--------------------|
| 1st | 12:05 | K. Houser 3 yd TD run (N. Mazzie kick)                   | 0-7                |
| 1st | 08:22 | A. Smith 40 yd TD catch from K. Houser (N. Mazzie kick)  | 0-14               |
| 1st | 00:39 | J. Conner 20 yd TD catch from K. Houser (N. Mazzie kick) | 0-21               |
| 3rd | 10:32 | D. Coleman 2 yd TD run (2PT fails)                       | 6-21               |
| 4th | 08:17 | K. Pearson 32 yd TD run (N. Mazzie kick)                 | 6-28               |

HIGHLIGHTS AND GAME NOTES


- Coleman made his second start of the season.
- Tonight's game marked Army's first time playing at East Carolina since Oct. 30, 2004, a 38-28 Pirates win.
- Army is 17-5 in its last 22 games dating back to November 2023.
- Army had won its last five contests broadcast on ESPN before Thursday, most recently coming at K-State three weeks ago. Army's record on ESPN since 2016 is 8-3.
- Short rushed for 127 yards on 11 carries. It was his second career 100-yard rushing performance, and the second-best of his career (160 yards at Florida Atlantic, 2024).
- Short's 11.5 yards per rush average was tied for 14th best in a game in program history, with Ahmad Bradshaw's 265-yard, 23-carry showing at Air Force in 2017.
- Short's 60-yard run was the second longest of his career (61-yarder at Temple, 2024).
- Coleman scored on the ground from two yards out, his third rushing score of the season.
- Hellums took over at quarterback in the fourth quarter, representing his fourth game played in 2025. The junior led Army for 58 yards on 15 snaps, but the drive stalled on downs at the ECU 17-yard line with 1:15 to go, and the Pirates subsequently ran the clock out.
- Army punter James Wagenseller boomed a 69-yard punt to pin ECU at their own one-yard line late in the third quarter.

TEAM STATISTICS

|                              | EAST CAROLINA | ARMY       |
|------------------------------|---------------|------------|
| <b>First Downs</b>           |               |            |
| Total                        | 23            | 12         |
| Rushing                      | 10            | 9          |
| Passing                      | 11            | 3          |
| Penalty                      | 2             | 0          |
| <b>Rushing</b>               |               |            |
| Total (Net)                  | 180           | 241        |
| Attempts                     | 50            | 53         |
| Avg. Per Rush                | 3.6           | 4.5        |
| Rushing TDs                  | 2             | 1          |
| Yds. Gained                  | 207           | 257        |
| Yds. Lost                    | 27            | 16         |
| <b>Passing</b>               |               |            |
| Total (Net)                  | 251           | 49         |
| Comp.-Att.-Int.              | 15 - 22 - 1   | 6 - 12 - 0 |
| Avg / Att                    | 11.4          | 4.1        |
| Avg / Comp.                  | 16.7          | 8.2        |
| TDs                          | 2             | 0          |
| <b>Total Offense</b>         |               |            |
| Yards                        | 431           | 290        |
| Plays                        | 72            | 65         |
| Avg. / Play                  | 6             | 4.5        |
| Fumbles - Lost               | 2-1           | 1-1        |
| Penalties - Yds.             | 2-15          | 3-19       |
| <b>Punting</b>               |               |            |
| Punts - Yds.                 | 2-78          | 3-154      |
| <b>Kickoffs</b>              |               |            |
| Total - Yds.                 | 5-289         | 2-119      |
| Avg. Yds. / Kickoff          | 57.8          | 59.5       |
| Touchbacks                   | 3             | 1          |
| <b>Miscellaneous</b>         |               |            |
| Misc. Yards                  | 0             | 0          |
| Poss. Time                   | 25:58         | 34:02      |
| 3rd. Down Conv.              | 7 of 12       | 2 of 15    |
| 4th. Down Conversions        | 1 of 3        | 4 of 9     |
| Red-Zone: Scores - Chances   | 2-4           | 1-2        |
| Sacks: Total - Yds.          | 1-7           | 1-8        |
| PAT: Total - Made            | 4-4           | 0-0        |
| 2PT Conversion: Total - Made | 0-0           | 0-1        |
| Field Goals: Total - Made    | 0-0           | 0-0        |



# ARMY-NAVY GAME PRESENTED BY USAA



## ARMY AND NAVY WILL BATTLE FOR THE 126th TIME ON DECEMBER 13 AT M&T BANK STADIUM

For the third time in its history, the 126th edition of the storied Army-Navy rivalry will find the Black Knights and Midshipmen playing at M&T Bank Stadium in Baltimore, Md., on Dec. 13, 2025. Only 10 Division I-A rivalries have featured more games than the Army-Navy series.

This revered series began when Cadet Dennis Mahan Michie accepted a “challenge” from Naval Academy Midshipmen for a football game against the Cadets. That first contest was held on “The Plain” at West Point on Nov. 29, 1890. The more experienced Mids, who had been playing organized football since 1879, defeated the Cadets 24-0. Army has claimed victory in the two of the last three matchups, defeating the Mids this past season by a score of 17-11 from Gillette Stadium in Foxborough, Mass., to secure the Commander-in-Chief’s Trophy. 2022 saw the first-ever overtime contest between the two teams, with a game-winning field goal giving the Black Knights a 20-17 victory in double-overtime from Lincoln Financial Field in Philadelphia, Pa.

Other venues include: Municipal/John F. Kennedy Stadium (41), Franklin Field (18), Veterans Stadium (17), Lincoln Financial Field (14), Polo Grounds (9), West Point (4), Giants Stadium (4), Annapolis (3), M&T Bank Stadium (3), Yankee Stadium (2), Baltimore Stadium (2), FedEx Field/Northwest Stadium (2), Palmer Stadium (1), Soldier Field (1), Rose Bowl (1), MetLife Stadium (1), and Gillette Stadium (1).

The Army-Navy series has been tied on seven occasions (five times since 1979). The latest tie came following Navy’s victory in 2004. The Mids’ win in 2005 gave Navy its first edge in the series since 1993. Until winning in 1980 to break a 37-37-6 stalemate, Navy had not led in the series standing since 1921, just after the 24th meeting between the academies.



CBS Sports will remain the home for one of the greatest rivalries in sports, the Army-Navy Game presented by USAA, with a new all-encompassing 10-year deal extending the Network’s multiplatform rights through 2038. The announcement was made in 2025 by David Berson, President & CEO, CBS Sports, Mike Buddie, former Director of Athletics at the United States Military Academy and Chet Gladchuk, Director of Athletics at the United States Naval Academy.

The extension of the partnership ensures that CBS Sports will remain the exclusive home of America’s Game for more than four decades, as the Network has carried the game every year since 1996.

## ARMY-NAVY GAME PRESENTED BY USAA — RESULTS

|            |            |                    |          |            |                    |          |                   |                        |
|------------|------------|--------------------|----------|------------|--------------------|----------|-------------------|------------------------|
| 11-29-1890 | Navy 24-0  | West Point, N.Y.   | 11-28-42 | Navy 14-0  | Annapolis, Md.     | 12-1-84  | Army 28-11        | Philadelphia, Pa.+     |
| 11-28-1891 | Army 32-16 | Annapolis, Md.     | 11-27-43 | Navy 13-0  | West Point, N.Y.   | 12-7-85  | Navy 17-7         | Philadelphia, Pa.+     |
| 11-26-1892 | Navy 12-4  | West Point, N.Y.   | 12-2-44  | Army 23-7  | Baltimore, Md.^    | 12-6-86  | Army 27-7         | Philadelphia, Pa.+     |
| 12-2-1893  | Navy 6-4   | Annapolis, Md.     | 12-1-45  | Army 32-13 | Philadelphia, Pa.* | 12-5-87  | Army 17-3         | Philadelphia, Pa.+     |
| 12-2-1899  | Army 17-5  | Philadelphia, Pa.# | 11-30-46 | Army 21-18 | Philadelphia, Pa.* | 12-3-88  | Army 20-15        | Philadelphia, Pa.+     |
| 12-1-1900  | Navy 11-7  | Philadelphia, Pa.# | 11-29-47 | Army 21-0  | Philadelphia, Pa.* | 12-9-89  | Navy 19-17        | E. Rutherford, N.J.    |
| 11-30-1901 | Army 11-5  | Philadelphia, Pa.# | 11-27-48 | Tied 21-21 | Philadelphia, Pa.* | 12-8-90  | Army 30-20        | Philadelphia, Pa.+     |
| 11-29-1902 | Army 22-8  | Philadelphia, Pa.# | 12-2-50  | Navy 14-2  | Philadelphia, Pa.* | 12-7-91  | Navy 24-3         | Philadelphia, Pa.+     |
| 11-28-1903 | Army 40-5  | Philadelphia, Pa.# | 12-1-51  | Navy 42-7  | Philadelphia, Pa.* | 12-5-92  | Army 25-24        | Philadelphia, Pa.+     |
| 11-26-1904 | Army 11-0  | Philadelphia, Pa.# | 11-29-52 | Navy 7-0   | Philadelphia, Pa.* | 12-4-93  | Army 16-14        | E. Rutherford, N.J.    |
| 12-2-1905  | Tied 6-6   | Princeton, N.J.    | 11-28-53 | Army 20-7  | Philadelphia, Pa.* | 12-3-94  | Army 22-20        | Philadelphia, Pa.+     |
| 12-1-1906  | Navy 10-0  | Philadelphia, Pa.# | 11-27-54 | Navy 27-20 | Philadelphia, Pa.* | 12-2-95  | Army 14-13        | Philadelphia, Pa.+     |
| 11-30-1907 | Navy 6-0   | Philadelphia, Pa.# | 11-26-55 | Army 14-6  | Philadelphia, Pa.* | 12-7-96  | Army 28-24        | Philadelphia, Pa.+     |
| 11-29-1919 | Army 6-4   | Philadelphia, Pa.# | 12-1-56  | Tied 7-7   | Philadelphia, Pa.* | 12-6-97  | Navy 39-7         | E. Rutherford, N.J.    |
| 11-26-1910 | Navy 3-0   | Philadelphia, Pa.# | 11-30-57 | Navy 14-0  | Philadelphia, Pa.* | 12-5-98  | Army 34-30        | Philadelphia, Pa.+     |
| 11-24-1911 | Navy 3-0   | Philadelphia, Pa.# | 11-29-58 | Army 22-6  | Philadelphia, Pa.* | 12-4-99  | Navy 19-9         | Philadelphia, Pa.+     |
| 11-30-1912 | Navy 6-0   | Philadelphia, Pa.# | 11-28-59 | Navy 43-12 | Philadelphia, Pa.* | 12-2-00  | Navy 30-28        | Baltimore, Md.@        |
| 11-29-1913 | Army 22-9  | New York, N.Y.%    | 11-26-60 | Navy 17-12 | Philadelphia, Pa.* | 12-1-01  | Army 26-17        | Philadelphia, Pa.+     |
| 11-28-1914 | Army 20-0  | Philadelphia, Pa.# | 12-2-61  | Navy 13-7  | Philadelphia, Pa.* | 12-7-02  | Navy 58-12        | E. Rutherford, N.J.    |
| 11-27-1915 | Army 14-0  | New York, N.Y.%    | 12-1-62  | Navy 34-14 | Philadelphia, Pa.* | 12-6-03  | Navy 34-6         | Philadelphia, Pa.\$    |
| 11-25-1916 | Army 15-7  | New York, N.Y.%    | 12-7-63  | Navy 21-15 | Philadelphia, Pa.* | 12-4-04  | Navy 42-13        | Philadelphia, Pa.\$    |
| 11-29-1919 | Navy 6-0   | New York, N.Y.%    | 11-28-64 | Army 11-8  | Philadelphia, Pa.* | 12-3-05  | Navy 42-23        | Philadelphia, Pa.\$    |
| 11-27-1920 | Navy 7-0   | New York, N.Y.%    | 11-27-65 | Tied 7-7   | Philadelphia, Pa.* | 12-2-06  | Navy 26-14        | Philadelphia, Pa.\$    |
| 11-26-1921 | Navy 7-0   | New York, N.Y.%    | 11-26-66 | Army 20-7  | Philadelphia, Pa.* | 12-1-07  | Navy 38-3         | Baltimore, Md.@        |
| 11-25-22   | Army 17-14 | Philadelphia, Pa.# | 12-2-67  | Navy 19-14 | Philadelphia, Pa.* | 12-6-08  | Navy 34-0         | Philadelphia, Pa.\$    |
| 11-24-23   | Tied 0-0   | New York, N.Y.%    | 11-30-68 | Army 21-14 | Philadelphia, Pa.* | 12-12-09 | Navy 17-3         | Philadelphia, Pa.\$    |
| 11-29-24   | Army 12-0  | Baltimore, Md.^    | 11-29-69 | Army 27-0  | Philadelphia, Pa.* | 12-11-10 | Navy 31-17        | Philadelphia, Pa.\$    |
| 11-28-25   | Army 10-3  | New York, N.Y.%    | 11-28-70 | Navy 11-7  | Philadelphia, Pa.* | 12-10-11 | Navy 27-21        | Landover, Md.          |
| 11-27-26   | Tied 21-21 | Chicago, Ill.      | 11-27-71 | Army 24-23 | Philadelphia, Pa.* | 12-8-12  | Navy 17-13        | Philadelphia, Pa.\$    |
| 11-26-27   | Army 14-9  | New York, N.Y.%    | 12-2-72  | Army 23-15 | Philadelphia, Pa.* | 12-14-13 | Navy 34-7         | Philadelphia, Pa.\$    |
| 12-13-30   | Army 6-0   | New York, N.Y.&    | 12-1-73  | Navy 51-0  | Philadelphia, Pa.* | 12-13-14 | Navy 17-10        | Baltimore, Md.@        |
| 12-12-31   | Army 17-7  | New York, N.Y.&    | 11-30-74 | Navy 19-0  | Philadelphia, Pa.* | 12-12-15 | Navy 21-17        | Philadelphia, Pa.\$    |
| 12-3-32    | Army 20-0  | Philadelphia, Pa.# | 11-29-75 | Navy 30-6  | Philadelphia, Pa.* | 12-10-16 | Army, 21-17       | Baltimore, Md.@        |
| 11-25-33   | Army 12-7  | Philadelphia, Pa.# | 11-27-76 | Navy 38-10 | Philadelphia, Pa.* | 12-9-17  | Army, 14-13       | Philadelphia, Pa.\$    |
| 12-1-34    | Navy 3-0   | Philadelphia, Pa.# | 11-26-77 | Army 17-14 | Philadelphia, Pa.* | 12-8-18  | Army, 17-10       | Philadelphia, Pa.\$    |
| 11-30-35   | Army 28-6  | Philadelphia, Pa.* | 12-2-78  | Navy 28-0  | Philadelphia, Pa.* | 12-14-19 | Navy, 31-7        | Philadelphia, Pa.\$    |
| 11-28-36   | Navy 7-0   | Philadelphia, Pa.* | 12-1-79  | Navy 31-7  | Philadelphia, Pa.* | 12-12-20 | Army, 15-0        | West Point, N.Y.       |
| 11-27-37   | Army 6-0   | Philadelphia, Pa.* | 11-29-80 | Navy 33-6  | Philadelphia, Pa.+ | 12-11-21 | Navy, 17-13       | East Rutherford, N.J.! |
| 11-26-38   | Army 14-7  | Philadelphia, Pa.* | 12-5-81  | Tied 3-3   | Philadelphia, Pa.+ | 12-10-22 | Army, 20-17 (2OT) | Philadelphia, Pa.\$    |
| 12-2-39    | Navy 10-0  | Philadelphia, Pa.* | 12-4-82  | Navy 24-7  | Philadelphia, Pa.+ | 12-9-23  | Army, 17-11       | Foxborough, Mass.%     |
| 11-30-40   | Navy 14-0  | Philadelphia, Pa.* | 11-25-83 | Navy 42-13 | Pasadena, Calif.   | 12-13-24 | Navy, 31-13       | Landover, Md.          |
| 11-29-41   | Navy 14-6  | Philadelphia, Pa.* |          |            |                    |          |                   |                        |

### Location Series History

**Maryland (Navy, 7-4)**  
at Annapolis: Navy, 2-1  
at Baltimore: Series tied, 3-3  
at Landover (FedEx Field/Northwest Stadium): Navy, 2-0  
^Municipal Stadium: Army, 2-0  
@PSINet/M&T Bank Stadium: Navy, 3-1

**Massachusetts (Army, 1-0)**  
at Foxborough: Army, 1-0  
%Gillette Stadium: Army, 1-0

**New York (Army, 8-6-1)**  
at West Point: Navy, 3-1  
at New York City: Army, 7-3-1  
% at Polo Grounds: Army, 5-3-1  
& at Yankee Stadium: Army, 2-0

**Philadelphia (Navy, 45-41-4)**  
\*at Municipal/JFK: Navy, 22-16-3  
#at Franklin Field: Army, 11-7  
+at Veterans Stadium: Army, 11-5-1  
\$at Lincoln Financial Field: Navy, 11-3

**New Jersey (Navy, 4-1-1)**  
at East Rutherford: Navy leads, 3-1  
at Princeton (Palmer Stadium): Tied, 0-0-1  
!at MetLife Stadium: Navy leads, 1-0

**Illinois (Tied 0-0-1)**  
at Chicago (Soldier Field): Tied, 0-0-1

**California (Navy, 1-0)**  
at Pasadena (Rose Bowl): Navy, 1-0

**Overall (Neutral Sites)**  
Navy, 58-53-7

## COMMANDER-IN-CHIEF'S TROPHY

Service academy supremacy is at stake on the gridiron each season when Army, Navy and Air Force battle in a round-robin schedule for the Commander-in-Chief's Trophy.

This year, the Trophy enters its 54th season as the preeminent indicator of football bragging rights among the three major service academies.

The Black Knights took back the coveted trophy in 2023, marking the fourth time in the past seven seasons in which Army won the trophy outright. Army began its quest with a 23-3 rout over Air Force from Empower Field at Mile High in Denver. The win also ended #17 Air Force's undefeated season, having entered play 8-0, and marked Army's first win over a ranked opponent since 1972. Army then completed the mission to the secure the CIC with a 17-11 win over Navy from Gillette Stadium in Foxborough, Mass. on December 9th.

Army's also collected the Commander-in-Chief's Trophy in 2020 when the Black Knights assumed that the Trophy would return to its original home by shutting out arch-rival Navy 15-0 before trouncing Air Force 10-7 the following week. Both victories were earned at Michie Stadium, helping the team capture its third Commander-in-Chief's Trophy in four seasons. To help commemorate the Trophy's 25th birthday, President Bill Clinton was on hand at "The Vet" to present the Black Knights with the glimmering silver Trophy following their come-from-behind victory. It marked the first time that a standing President attended an Army-Navy clash since President Gerald Ford looked on in 1974 to see Navy defeat Army 19-0.

President George W. Bush witnessed the Army-Navy game in person three times during his two terms in office, attending the classic in 2001, 2004, and 2008. President Donald J. Trump was on hand for the 119th installment of the Army-Navy game played at Lincoln Financial Field in Philadelphia in 2019 and then the following season at Michie Stadium at West Point for the first game played on West Point's campus in 77 years. Trump also attended the 2024 game, the 125th edition in Landover Md. as the president-elect.



Prior to 1996, Army had last acquired sole possession of the Trophy in 1988. In 1993, each team split its two academy games, marking only the fourth time that all three teams shared possession of the Trophy.

Army captured the inaugural Commander-in-Chief's Trophy by defeating Air Force, 17-14, and Navy, 23-15, in 1972.

The Trophy has resided at West Point in 1972, 1977, 1984, 1986, 1988, 1996, 2017, 2018, and 2020. Navy, which ruled the 1970s, has acquired sole ownership of the trophy nine times since 1981. The Mids captured the hardware seven straight seasons from 2003-09 before Air Force claimed the trophy in 2010, 2011 and won it in 2014, after Navy won two straight.

The Trophy is named in honor of the President of the United States as Commander-in-Chief of the armed forces. The three-sided structure, which weighs 170 pounds and stands 2 1/2 feet tall, is engraved with the seal of each academy and displays a reproduction of each school's mascot. The year in which the Trophy is won is engraved on the appropriate academy's side.

The idea for the establishment of an interservice football trophy originated with the late Gen. George B. Simler, commander of the Air Training Command and

a former Air Force Academy athletic director. The 1972 season was seen as an appropriate time to consider such an idea since it also marked the first season of the round-robin competition among the three teams.

Simler proposed the idea to the USAFA Association of Graduates early in 1972. The Association, in turn, proposed the project to the alumni associations at West Point and Annapolis as suitable for joint sponsorship by the three institutions. Following formal adoption of the project, designs for the Trophy were sought from manufacturers.

After Army's inaugural title in 1972, Navy captured possession of the Trophy eight of the following nine years before Air Force first staked claim to the honor in 1982. The Trophy remained in the Falcons' possession the following season when they swept the Black Knights and Midshipmen.

Army recaptured the Trophy in 1984, its first outright title since 1977.

The Black Knights begin the quest for this year's CIC title on Nov. 1 when they take on Air Force at Falcon Stadium. Army will then square off against Navy on Dec. 13 at M&T Bank Stadium in Baltimore, Md., home of the Baltimore Ravens.

## COMMANDER-IN-CHIEF'S TROPHY — YEAR-BY-YEAR RESULTS

|      |               |               |               |
|------|---------------|---------------|---------------|
| 1972 | Army 2-0      | Navy 1-1      | Air Force 0-2 |
| 1973 | Navy 2-0      | Air Force 1-1 | Army 0-2      |
| 1974 | Navy 1-1      | Army 1-1      | Air Force 1-1 |
| 1975 | Navy 2-0      | Air Force 1-1 | Army 0-2      |
| 1976 | Navy 1-1      | Army 1-1      | Air Force 1-1 |
| 1977 | Army 2-0      | Navy 1-1      | Air Force 0-2 |
| 1978 | Army 2-0      | Army 1-1      | Air Force 0-2 |
| 1979 | Navy 2-0      | Air Force 1-1 | Army 0-2      |
| 1980 | Navy 1-1      | Army 1-1      | Air Force 1-1 |
| 1981 | Navy 1-0-1    | Air Force 1-1 | Army 0-1-1    |
| 1982 | Air Force 2-0 | Navy 1-1      | Army 0-2      |
| 1983 | Air Force 2-0 | Navy 1-1      | Army 0-2      |
| 1984 | Army 2-0      | Air Force 1-1 | Navy 0-2      |
| 1985 | Air Force 2-0 | Navy 1-1      | Army 0-2      |
| 1986 | Army 2-0      | Air Force 1-1 | Navy 0-2      |
| 1987 | Air Force 2-0 | Army 1-1      | Navy 0-2      |
| 1988 | Army 2-0      | Air Force 1-1 | Navy 0-2      |
| 1989 | Air Force 2-0 | Navy 1-1      | Army 0-2      |
| 1990 | Air Force 2-0 | Army 1-1      | Navy 0-2      |
| 1991 | Air Force 2-0 | Navy 1-1      | Army 0-2      |
| 1992 | Air Force 2-0 | Army 1-1      | Navy 0-2      |
| 1993 | Air Force 1-1 | Army 1-1      | Navy 1-1      |
| 1994 | Air Force 2-0 | Army 1-1      | Navy 0-2      |
| 1995 | Air Force 2-0 | Army 1-1      | Navy 0-2      |
| 1996 | Army 2-0      | Navy 1-1      | Air Force 0-2 |
| 1997 | Air Force 2-0 | Navy 1-1      | Army 0-2      |
| 1998 | Air Force 2-0 | Army 1-1      | Navy 0-2      |
| 1999 | Air Force 2-0 | Navy 1-1      | Army 0-2      |
| 2000 | Air Force 2-0 | Navy 1-1      | Army 0-2      |
| 2001 | Air Force 2-0 | Army 1-1      | Navy 0-2      |
| 2002 | Air Force 2-0 | Navy 1-1      | Army 0-2      |
| 2003 | Navy 2-0      | Air Force 1-1 | Army 0-2      |
| 2004 | Navy 2-0      | Air Force 1-1 | Army 0-2      |
| 2005 | Navy 2-0      | Army 1-1      | Air Force 0-2 |
| 2006 | Navy 2-0      | Air Force 1-1 | Army 0-2      |
| 2007 | Navy 2-0      | Air Force 1-1 | Army 0-2      |
| 2008 | Navy 2-0      | Air Force 1-1 | Army 0-2      |
| 2009 | Navy 2-0      | Air Force 1-1 | Army 0-2      |
| 2010 | Air Force 2-0 | Navy 1-1      | Army 0-2      |
| 2011 | Air Force 2-0 | Navy 1-1      | Army 0-2      |
| 2012 | Navy 2-0      | Army 1-1      | Air Force 0-2 |
| 2013 | Navy 2-0      | Air Force 1-1 | Army 0-2      |
| 2014 | Air Force 2-0 | Navy 1-1      | Army 0-2      |
| 2015 | Navy 2-0      | Air Force 1-1 | Army 0-2      |
| 2016 | Air Force 2-0 | Army 1-1      | Navy 0-2      |
| 2017 | Army 2-0      | Navy 1-1      | Air Force 0-2 |
| 2018 | Army 2-0      | Air Force 1-1 | Navy 0-2      |
| 2019 | Navy 2-0      | Air Force 1-1 | Army 0-2      |
| 2020 | Army 2-0      | Air Force 1-1 | Navy 0-2      |
| 2021 | Army 1-1      | Navy 1-1      | Air Force 1-1 |
| 2022 | Air Force 2-0 | Army 1-1      | Navy 0-2      |
| 2023 | Army 2-0      | Air Force 1-1 | Navy 0-2      |
| 2024 | Navy 2-0      | Army 1-1      | Air Force 0-2 |

### 2024 CIC RESULTS

Navy 34, Air Force 7  
Army 20, Air Force 3  
Navy 31, Army 13

### 2025 CIC SCHEDULE

Oct. 4 - Air Force at Navy (Annapolis, Md.)  
Nov. 1 - Army at Air Force (USAFA, Colo.)  
Dec. 13 - Army vs. Navy (Baltimore, Md.)



ARMY'S 2023 TEAM VISITING THE WHITE HOUSE AFTER DEFEATING BOTH NAVY AND AIR FORCE TO WIN THE CIC TROPHY.



## FINAL ASSOCIATED PRESS TOP 25 POLL

### 2024

1. Ohio State (56)
2. Notre Dame
3. Oregon
4. Texas
5. Penn State
6. Georgia
7. Arizona State
8. Boise State
9. Tennessee
10. Indiana
11. Ole Miss
12. SMU
13. BYU
14. Clemson
15. Iowa State
16. Illinois
17. Alabama
18. Miami
19. South Carolina
20. Syracuse
- 21. ARMY**
22. Missouri
23. UNLV
24. Memphis
25. Colorado

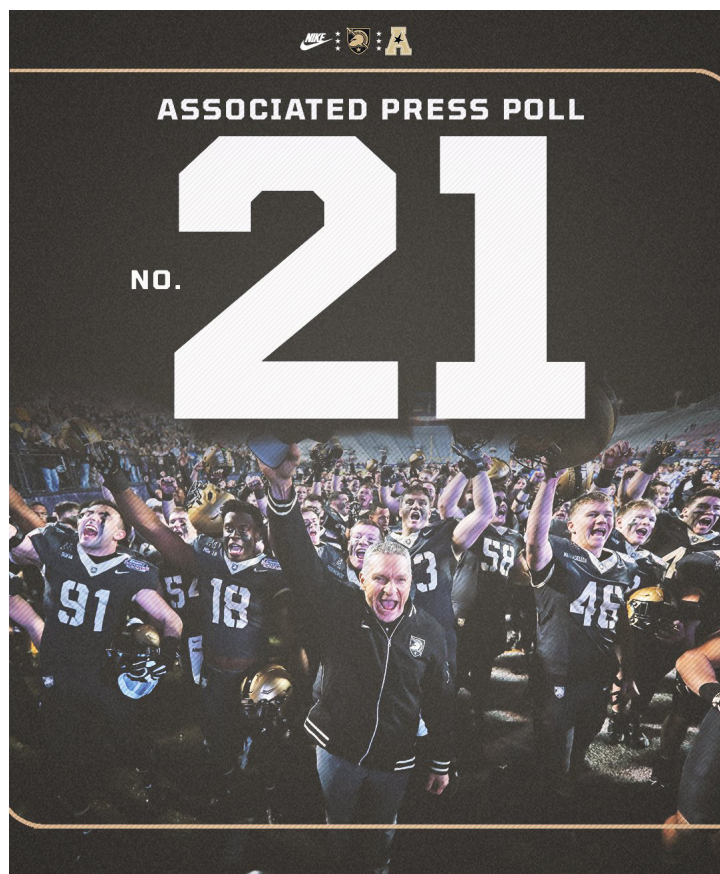
## COLLEGE FOOTBALL PLAYOFF RANKINGS

Five appearances, highest at No. 19

### 2024

| <u>Date</u> | <u>Ranking</u> |
|-------------|----------------|
| 11/5/24     | 25             |
| 11/12/24    | 24             |
| 11/19/24    | 19             |
| 12/3/24     | 24             |
| 12/8/24*    | 22             |

\*Selection Day





QUARTERBACKS

# DEWAYNE COLEMAN



Class: Senior

Ht: 5'10 | Wt: 200

High School: Theodore Roosevelt / USMAPS

Hometown: Selma, Texas

10

QUARTERBACK

**2025:** vs. Tarleton State (8/29): Made his second career start at quarterback... Passed 7-for-12 for 129 yards but threw two interceptions...Rushed for 100 yards on 24 carries (4.2 avg.), his first career 100-yard rushing performance... Added in a 26-yard touchdown run in the first quarter...at Kansas State (9/6): Did not play, but was active...vs. North Texas (9/20): Came off the bench to lead the Black Knights to overtime from down three scores, going 6-for-11 passing with a touchdown through the air, as well as 117 yards and a touchdown on the ground across 23 rushes...at East Carolina (9/25): Made second start of the season, going 5-for-9 passing for 36 yards, while adding 51 yards and a touchdown on the ground.

**2024:** vs. Lehigh (8/30): Saw action in the second half passing 2-for-2 for 22 yards, both completions to WR Cam Schurr. Led a touchdown drive late in the fourth quarter...vs. Rice (9/21): Relieved starter Bryson Daily and passed 2-for-3 for 13 yards late in the game...at Temple (9/26): Saw action in the fourth quarter, throwing his first career touchdown pass, a 18-yarder to WR Cam Schurr. Rushed four times for 17 yards...at Tulsa (10/5): Saw action in the second half, while logging his first career rushing touchdown while carrying seven times for 21 yards. Also completed a pass for 20 yards...vs. UAB (10/12): Rushed four times for 26 yards...vs. Air Force (11/2): Made his first career start in place of Bryson Daily who was inactive...Passed 5-for-8 for 48 yards and rushed for 55 yards on 16 carries...Became the First Army QB to win their starting debut since 2020.

**2023:** Appeared in three games vs. Delaware State (9/9), Syracuse (9/23) and LSU (10/21)...Ran four times for eight yards.

**Prior to West Point/Personal:** Was the team offensive MVP and an All-Area player at Theodore Roosevelt High School in Selma, Texas...Member of National Honor Society and was an Honor roll and summa cum laude honors... Team Captain...Spent 2021 at USMAPS...Majoring in Engineering Management.

## Passing Statistics

| Season       | GP        | CMP       | ATT       | INT      | YDS        | TD       | %           |
|--------------|-----------|-----------|-----------|----------|------------|----------|-------------|
| 2023         | 3         | 1         | 1         | 0        | -14        | 0        | 1.000       |
| 2024         | 7         | 11        | 16        | 0        | 121        | 1        | .690        |
| 2025         | 3         | 18        | 32        | 2        | 266        | 2        | .560        |
| <b>Total</b> | <b>13</b> | <b>30</b> | <b>49</b> | <b>2</b> | <b>373</b> | <b>3</b> | <b>.610</b> |

## Rushing Statistics

| Season       | GP        | ATT        | YDS        | TD       | Long      | AVG/A      | AVG/G       |
|--------------|-----------|------------|------------|----------|-----------|------------|-------------|
| 2023         | 3         | 4          | 8          | 0        | 5         | 2.0        | 2.7         |
| 2024         | 7         | 38         | 136        | 1        | 15        | 3.6        | 19.4        |
| 2025         | 3         | 69         | 268        | 3        | 26        | 3.9        | 89.3        |
| <b>Total</b> | <b>13</b> | <b>111</b> | <b>412</b> | <b>4</b> | <b>26</b> | <b>3.7</b> | <b>31.7</b> |

# CALE HELLUMS



Class: Junior

Ht: 5'10 | Wt: 205

High School: Tomball / USMAPS

Hometown: Tomball, Texas

3

QUARTERBACK

**2025:** vs. Tarleton State (8/29): Scored his first career touchdown, a one-yard run before halftime, entering for a banged-up Coleman...Re-entered late in the fourth quarter and played the entire overtime periods...Passed 1-for-4 for 2 yards and rushed eight times for 37 yards and a score...at Kansas State (9/6): Made his first start behind center...Rushed for 124 yards and two touchdowns on a program-record 41 total attempts, including the go-ahead score with 2:52 remaining...Passed 7-for-11 for 43 yards, with a touchdown pass on the final play of the first half...vs. North Texas (9/20): Started, and re-entered the game in overtime for the injured Coleman, throwing a pair of passes and rushing for 23 yards on nine attempts...at East Carolina (9/25): Entered at quarterback for the final offensive drive, rushing for 42 yards and completing a pass in the fourth quarter.

**2024:** Appeared in three games...at Temple (9/26): Saw his first collegiate action, rushing once for five yards late in the fourth quarter...at Tulsa (10/5): Appeared at the end of the game taking several snaps...vs. UAB (10/12) Rushed once for a gain of four yards.

**2023:** Did not see game action.

**Prior to West Point/Personal:** Attended Tomball High in Tomball, Texas... Threw for 8,021 yds and 83 TDs during his career...Received recognition as two-time First-Team All-District, First-Team All-Region, and Third-Team All-State...In the classroom was a Honor Roll student...Played Basketball and ran Track outside of football... Attended USMAPS during the 2022 season.

## Passing Statistics


| Season       | GP        | CMP      | ATT       | INT      | YDS       | TD       | %           |
|--------------|-----------|----------|-----------|----------|-----------|----------|-------------|
| 2025         | 4         | 9        | 20        | 1        | 58        | 1        | .450        |
| <b>Total</b> | <b>34</b> | <b>9</b> | <b>20</b> | <b>1</b> | <b>58</b> | <b>1</b> | <b>.450</b> |

## Rushing Statistics

| Season       | GP       | ATT       | YDS        | TD       | Long      | AVG/A      | AVG/G       |
|--------------|----------|-----------|------------|----------|-----------|------------|-------------|
| 2024         | 3        | 7         | 28         | 0        | 10        | 4.0        | 9.3         |
| 2025         | 4        | 67        | 226        | 3        | 21        | 3.4        | 56.5        |
| <b>Total</b> | <b>7</b> | <b>74</b> | <b>254</b> | <b>3</b> | <b>21</b> | <b>3.4</b> | <b>36.3</b> |

## RUNNING BACKS

### HAYDEN REED



Class: Senior

Ht: 6'0 | Wt: 220

High School: Gaither / USMAPS

Hometown: Tampa, Fla.

8

RUNNING BACK

**2025:** vs. Tarleton State (8/29): Started at running back, rushing 19 times for 88 yards (4.2 avg.) and a touchdown...His 37-yard touchdown run in the third quarter marked the longest touchdown run of his career...at Kansas State (9/6): Started at running back and had five rushing attempts for 10 yards...vs. North Texas (9/20): Started at running back and rushed for 133 yards on 19 carries, including a 37-yard touchdown run in the third quarter...at East Carolina (9/25): Started at running back and had three total rushing attempts.

**2024:** Played in 14 games with five starts splitting time between H-Back and RB...Rushed 40 times for 207 yards and a touchdown and caught six passes for 63 yards and a touchdown...vs. Lehigh (8/30): Rushed five times for 32 yards... at FAU (9/7): Ran for 37 yards on seven carries...vs. Rice (9/21): Caught two passes for 18 yards...at Tulsa (10/5): Had a reception for 16 yards and rushed once for a two yard gain...vs. UAB (10/12): Rushed four times for 18 yards...vs. Air Force (11/2): Rushed once for two yards...vs. Navy (12/6): Has three catches for 29 receiving yards and a touchdown...vs. Louisiana Tech (12/28): Rushed for a career-high 114 yards and a rushing touchdown.

**2023:** Played in nine games, starting in two...Rushed for 205 yards on 50 carries (4.1 avg.) with two touchdowns...at ULM (9/2): Rushed 10 times for 29 yards...vs. Delaware State (9/9): Ran three times for 17 yards and scored on a two-point conversion fake field goal run following Army's first touchdown of the game...at UTSA (9/15): Started and tallied a career-high 108 yards and a touchdown on 20 carries...at Syracuse (9/23): Ran two times for six yards... vs. Boston College (10/7): Rushed six times for 31 yards and scored a touchdown on a six-yard run in the third quarter...vs. Troy (10/14): Rushed six times for 13 yards...at LSU (10/21): Registered one carry for three yards...six times for 13 yards...vs. UMass (10/28): Rushed twice for 11 yards.


**2022:** Played in 10 games as a freshman with two starts at running back... Logged 37 carries for 188 yards (5.1 avg.) and two touchdowns...vs. Villanova (9/17): logged his first career carries, rushing three times for 29 yards and a TD...vs. Georgia State (10/1): Carried eight times for 28 yards...at Wake Forest (10/8): Made his first career start and ran 10 times for 24 yards...vs. Colgate (10/15): Made his second straight start and rushed for a season-best 87 yards and a TD on 11 carries...vs. ULM (10/22): Did not play...vs. UConn (11/19): Carried one time for seven yards...at UMass (11/26): Logged two carries for nine yards.

**Prior to West Point/Personal:** Played at Gaither High School in Tampa, Fla... Rushed for 675 yards and six touchdowns as a junior in 2019...Spent 2021 at USMAPS.

#### Rushing Statistics

| Season       | GP        | ATT        | YDS        | TD       | Long      | AVG/A      | AVG/G       |
|--------------|-----------|------------|------------|----------|-----------|------------|-------------|
| 2022         | 10        | 37         | 188        | 2        | 45        | 5.1        | 18.8        |
| 2023         | 9         | 50         | 205        | 2        | 27        | 4.1        | 22.8        |
| 2024         | 14        | 40         | 207        | 1        | 15        | 5.2        | 14.8        |
| 2025         | 4         | 46         | 215        | 2        | 37        | 4.7        | 53.8        |
| <b>Total</b> | <b>37</b> | <b>173</b> | <b>815</b> | <b>7</b> | <b>45</b> | <b>4.7</b> | <b>22.0</b> |

### BRIGGS BARTOSH



Class: Sophomore

Ht: 5'10 | Wt: 204

High School: Park Hill South / USMAPS

Hometown: Riverside, Mo.

29

RUNNING BACK

**2025:** at Kansas State (9/6): Made his college football debut, rushing for 11 yards on three rushing attempts...vs. North Texas (9/20): Rushed 99 yards on eight carries, including a 75-yard touchdown run, his first career score and longest career run...at East Carolina (9/25): Gained 14 yards on six carries.

**2024:** Did not appear in any games.

**Prior to West Point/Personal:** Played at Park Hill South High School in Riverside, Mo. averaging 11.2 yards per carry in his career...Set the school record for most touchdowns in a single game with six and the most rushing yards in a game with 512...Is the school record holder in the 100m dash and 4x100 relay...Three-time All-Conference, First Team, All-State, and two-time All-District, and All-Simonne Team...Spent the 2023 season at USMAPS.

#### Rushing Statistics

| Season       | GP       | ATT       | YDS        | TD       | Long      | AVG/A      | AVG/G       |
|--------------|----------|-----------|------------|----------|-----------|------------|-------------|
| 2025         | 3        | 17        | 124        | 1        | 75        | 7.3        | 41.3        |
| <b>Total</b> | <b>3</b> | <b>17</b> | <b>124</b> | <b>1</b> | <b>75</b> | <b>7.3</b> | <b>41.3</b> |

### CARSON SMITH



Class: Junior

Ht: 6'0 | Wt: 240

High School: Middletown

Hometown: Middletown, Md.

34

RUNNING BACK

**2025:** at Kansas State (9/6): Gained 23 yards on nine rushing attempts...vs. North Texas (9/20): Rushed for 10 yards on three attempts...at East Carolina (9/25): Recorded one carry.

**2024:** Appeared in eight games...vs. Rice (9/21): Rushed twice for two yards, the first collegiate attempts of his career...at Tulsa (10/5): Rushed once for a three yard gain...vs. UAB (10/12): Rushed four times for 25 yards...vs. Louisiana Tech (12/28): Rushed for 21 yards on five carries.

**2023:** Did not see action.

**Prior to West Point/Personal:** Played at Middletown High in Middletown, Md...As a senior he averaged almost seven yards per attempt helping the team go 9-4 and to the Class 2A State semifinals...Finished with 1,912 yards and 26 touchdowns on 286 carries.

#### Rushing Statistics

| Season       | GP        | ATT       | YDS       | TD       | Long      | AVG/A      | AVG/G      |
|--------------|-----------|-----------|-----------|----------|-----------|------------|------------|
| 2024         | 8         | 12        | 51        | 0        | 12        | 4.3        | 6.4        |
| 2025         | 4         | 13        | 36        | 0        | 5         | 2.8        | 9.0        |
| <b>Total</b> | <b>12</b> | <b>25</b> | <b>87</b> | <b>0</b> | <b>12</b> | <b>3.5</b> | <b>7.3</b> |

## SLOT BACKS

# NOAH SHORT



*Class: Senior*

*Ht: 6'0 | Wt: 195*

*High School: The King's Academy / USMAPS*

*Hometown: San Jose, Calif.*

15

SLOT BACK

**2025:** vs. Tarleton State (8/29): Started at slot back and totaled 124 total yards of offense (81 receiving, 43 rushing yards), the third most total yards of his career...His six receptions matched a career high...Rushed 11 times... at Kansas State (9/6): Started at slot back and rushed 10 times for 61 yards... Completed a pass on a trick play to Brady Anderson for a gain of 52 yards and also pulled in two receptions for 15 yards...vs. North Texas (9/20): Started at slot back and rushed for 25 yards while also making a 10-yard catch ...at East Carolina (9/25): Started at slot back and rushed for 127 yards on 11 carries, including a 60-yard rush. It was his second career 100-yard rushing performance, and the second-best of his career. His 11.5 yards per rush average was tied for 14th best in a game in program history. Also caught three passes on the night.

**2024:** Appeared in all 14 games, starting 13 as a weapon in both the run and passing game...Finished third on the team in all-purpose yards (887) and rushing (569) and second in receiving yards (318). Logged three receiving and two rushing touchdowns...vs. Lehigh (8/30): Rushed for a team-high 83 yards and a touchdown on only eight carries, all career rushing highs. Had a long of 47. His first rushing score came in the third quarter on a 3-yard run. Caught one pass for six yards... at FAU (9/7): Rushed eleven times for a career-high 160 yards (14.5 avg.). Had a long of 49 yards...vs. Rice (9/21): Hauled in a 41-yard touchdown pass from Bryson Daily in the first quarter. Finished with two receptions for 47 yards and a score and also added one carry for 23 yards... at Temple (9/26): Rushed five times for 78 yards including a 61-yard rush for a touchdown on the third play of the game. Hauled in one pass for 27 yards... at Tulsa (10/5): Had a career high 121 receiving yards on three receptions, scoring two touchdowns. Also rushed for 11 yards on two attempts...vs. UAB (10/12): Rushed four times for 42 yards...vs. ECU (10/19): Caught two passes for 41 yards, including a 27-yard reception. Also had two carries...vs. Air Force (11/2): Caught one pass for 10 yards and rushed once for two yards...at North Texas (11/9): Compiled 41 rushing yards on six carries while catching a seven yard pass...vs. Notre Dame (11/23): Caught two passes for 11 yards...vs. UTSA (11/30): Rushed 14 times for 46 yards. Hauled in two passes for 35 yards...vs. Tulane (12/6): Rushed eight times for 50 yards and hauled in a pass for eight yards...vs. Navy (12/14): Had five carries for nine yards...vs. Louisiana Tech (12/28): Rushed for 27 yards on five carries.

**2023:** Played in all 12 games starting in 10...Led Army in receptions with 18 with 252 yards and two touchdowns...Was his first season at receiver, transitioning from safety as a freshman...at ULM (9/2): Played his first career game as a WR, and caught his first career pass, a 12-yarder... Delaware State (9/9): Made his first career start, catching one pass for seven yards, and rushing once for four yards... at UTSA (9/15): Logged a career-best 68 receiving yards on three receptions, scoring his first touchdown on a 25-yard touchdown down the seam to give the Black Knights a nine-point lead, 30-21... at Syracuse (9/23): Recorded a career-best 105 receiving yards and a touchdown on six receptions, including an 80-yard touchdown from Daily, which was tied for the sixth-longest pass in Army history... vs. Boston College (10/7): Caught two passes for 16 yards... vs. Troy (10/14): Caught two passes for 15 yards... vs. UMass (10/28): Caught one pass for 29 yards.

**2022:** Played in eight games as a freshman as a primary contributor on special teams, making one tackle...at Navy (12/10): Came up with the biggest play of the season, blocking Riley Riethman's punt with freshman DB Jabril Williams chasing down the ball in the end zone, recovering for a special teams touchdown to give Army a 7-3 halftime lead.

**Prior to West Point/Personal:** Played at The King's Academy in San Jose, Calif., where he was an All-State defense First-Team selection...Logged 274 total tackles, six interceptions, 10 sacks and 646 return yards...Honor roll freshman and sophomore years...Was the conference special teams player of the year following his sophomore year...Spent 2021 at USMAPS.

## Receiving Statistics

| Season       | GP        | REC       | YDS        | TD       | Long      | AVG/C       | AVG/G       |
|--------------|-----------|-----------|------------|----------|-----------|-------------|-------------|
| 2022         | 8         | 0         | 0          | 0        | 0         | 0           | 0           |
| 2023         | 12        | 18        | 252        | 2        | 80        | 14.0        | 21.0        |
| 2024         | 14        | 17        | 318        | 3        | 58        | 18.7        | 22.7        |
| 2025         | 4         | 12        | 119        | 0        | 27        | 9.9         | 29.8        |
| <b>Total</b> | <b>30</b> | <b>47</b> | <b>689</b> | <b>5</b> | <b>80</b> | <b>14.7</b> | <b>23.0</b> |

## Rushing Statistics

| Season       | GP        | ATT        | YDS        | TD       | Long      | AVG/A      | AVG/G       |
|--------------|-----------|------------|------------|----------|-----------|------------|-------------|
| 2023         | 12        | 3          | 8          | 0        | 6         | 2.7        | 0.7         |
| 2024         | 14        | 75         | 569        | 2        | 61        | 7.6        | 40.6        |
| 2025         | 4         | 38         | 256        | 0        | 60        | 6.7        | 64.0        |
| <b>Total</b> | <b>30</b> | <b>116</b> | <b>833</b> | <b>2</b> | <b>61</b> | <b>7.2</b> | <b>27.8</b> |

# SAMARI HOWARD



*Class: Junior*

*Ht: 5'7 | Wt: 190*

*High School: Temple High / USMAPS*

*Hometown: Temple, Texas*

27

SLOT BACK

**2025:** vs. Tarleton State (8/29): Started at running back...at Kansas State (9/6): Started at running back and pulled in three catches (career-high) for 16 yards...vs. North Texas (9/20): Started at running back and made two receptions, including a 17-yard touchdown reception in the final minute of the first half ...at East Carolina (9/25): Started at running back and recorded one rush.

**2024:** Appeared in all 14 games, starting the final game of the season...vs. Lehigh (8/30): Carried twice for 25 yards. Caught one pass for seven yards... at FAU (9/7): Rushed four times totaling five yards...vs. Rice (9/21): Carried three times for 22 yards...at Temple (9/26): Carried three times for 10 yards... at Tulsa (10/5): Rushed once for a four yard gain...vs. UAB (10/12): Rushed five times for 37 yards...vs. Notre Dame (11/23): Rushed for 25 yards on four carries...vs. Louisiana Tech (12/28): Earned his first career start.

**2023:** Did not see game action.

**Prior to West Point/Personal:** Played at Temple High in Temple, Texas... Amassed 4,077 yards rushing and 60 touchdowns during his career...Named third-team All-state at running back...Participated in powerlifting and track... In the classroom was an honor roll student...His father is retired from the service... Attended USMAPS during the 2022 season.

## Rushing Statistics

| Season       | GP        | ATT       | YDS        | TD       | Long      | AVG/A      | AVG/G      |
|--------------|-----------|-----------|------------|----------|-----------|------------|------------|
| 2024         | 14        | 23        | 128        | 0        | 21        | 5.6        | 9.1        |
| 2025         | 4         | 1         | 0          | 0        | 0         | 0.0        | 0.0        |
| <b>Total</b> | <b>18</b> | <b>24</b> | <b>128</b> | <b>0</b> | <b>21</b> | <b>5.3</b> | <b>7.1</b> |

## Receiving Statistics

| Season       | GP        | REC      | YDS       | TD       | Long      | AVG/C      | AVG/G      |
|--------------|-----------|----------|-----------|----------|-----------|------------|------------|
| 2024         | 14        | 2        | 11        | 0        | 7         | 5.5        | 0.8        |
| 2025         | 4         | 7        | 63        | 1        | 17        | 9.0        | 15.8       |
| <b>Total</b> | <b>18</b> | <b>9</b> | <b>74</b> | <b>1</b> | <b>17</b> | <b>8.2</b> | <b>4.1</b> |



# DAVID CLERK



*Class: Junior*  
*Ht: 5'9 | Wt: 175*  
*High School: Burleson Centennial / USMAPS*  
*Hometown: Burleson, Texas*

26

SLOT BACK

**2025:** at Kansas State (9/6): Rushed once for five yards.

**2024:** Appeared in five games...vs. Lehigh (8/30): Rushed twice for 18 yards... vs. Rice (9/21): Caught a pass for four yards...at Tulsa (10/5): Rushed twice for a gain of 19 yards.

**2023:** Did not see game action.

**Prior to West Point/Personal:** Played at Burleson Centennial High in Burleson, Texas...Ran track and field...Attended USMAPS during the 2022 season.

## Rushing Statistics

| Season       | GP       | ATT      | YDS       | TD       | Long      | AVG/A      | AVG/G      |
|--------------|----------|----------|-----------|----------|-----------|------------|------------|
| 2024         | 5        | 4        | 37        | 0        | 17        | 9.3        | 7.4        |
| 2025         | 1        | 1        | 5         | 0        | 5         | 5.0        | 5.0        |
| <b>Total</b> | <b>6</b> | <b>5</b> | <b>42</b> | <b>0</b> | <b>17</b> | <b>8.4</b> | <b>7.0</b> |

## Receiving Statistics

| Season       | GP       | REC      | YDS      | TD       | Long     | AVG/C      | AVG/G      |
|--------------|----------|----------|----------|----------|----------|------------|------------|
| 2025         | 5        | 1        | 4        | 0        | 4        | 4.0        | 0.8        |
| <b>Total</b> | <b>5</b> | <b>1</b> | <b>4</b> | <b>0</b> | <b>4</b> | <b>4.0</b> | <b>0.8</b> |

## WIDE RECEIVERS

# BRADY ANDERSON



*Class: Sophomore*  
*Ht: 6'1 | Wt: 210*  
*High School: Edina (USMAPS)*  
*Hometown: Edina, Minn.*

84

WIDE RECEIVER

**2025:** vs. Tarleton State (8/29): Started at wide receiver in his first collegiate appearance...Hauled in his first career reception, a 35-yarder in the first half... at Kansas state (9/6): Pulled in three catches for 64 yards and a touchdown reception on the final play of the first half, the first of his career...Had a 52 yard reception from Noah Short in the third quarter...vs. North Texas (9/20): Started at wide receiver and caught a 68-yard touchdown pass in the fourth quarter...at East Carolina (9/25): Started at wide receiver.


**2024:** Did not appear in any games.

**Prior to West Point/Personal:** Played at Edina High School in Edina, Minn.... Finished his senior year with 1,052 rushing and receiving yards, averaging 10.9 yards per carry with nine touchdowns, one interception, and 40 tackles...Named captain and team MVP his junior and senior year...Earned All-Metro, All-Conference, and All-District honors his senior year...Attended USMAPS during the 2023 season.

## Receiving Statistics

| Season       | GP       | REC      | YDS        | TD       | Long      | AVG/C       | AVG/G       |
|--------------|----------|----------|------------|----------|-----------|-------------|-------------|
| 2025         | 4        | 5        | 167        | 2        | 68        | 33.4        | 41.8        |
| <b>Total</b> | <b>4</b> | <b>5</b> | <b>167</b> | <b>2</b> | <b>68</b> | <b>33.4</b> | <b>41.8</b> |

# LIAM FORTNER



*Class: Senior*  
*Ht: 6'1 | Wt: 210*  
*High School: Central / USMAPS*  
*Hometown: Knoxville, Tenn.*

4

WIDE RECEIVER

**2024:** Played in all 14 games, starting 13 as a superior perimeter blocker...vs. UTSA (11/30): Caught his first pass of the season, a 28-yarder.

**2023:** Played in all 12 games, starting in one...Caught two passes for 60 yards...at ULM (9/2): Recorded his first career reception, a 53-yarder from Bryson Daily early in the first quarter.. vs. Delaware State (9/9): Played but did not record any stats... at LSU (10/21): Caught one pass for seven yards.

**Prior to West Point/Personal:** Won two state championships at Central High School in Tennessee...Garnered All-State, All-Region honors...Was on the honor roll...Spent the 2021 season at USMAPS...Twin brother, Kalib is a LB at Army.

## Receiving Statistics

| Season       | GP        | REC      | YDS       | TD       | Long      | AVG/C       | AVG/G      |
|--------------|-----------|----------|-----------|----------|-----------|-------------|------------|
| 2023         | 12        | 2        | 60        | 0        | 53        | 30.0        | 5.0        |
| 2024         | 14        | 1        | 28        | 0        | 28        | 28.0        | 2.0        |
| <b>Total</b> | <b>26</b> | <b>3</b> | <b>88</b> | <b>0</b> | <b>53</b> | <b>29.3</b> | <b>3.4</b> |

## TIGHT ENDS

**PARKER POLOSKEY**

Class: Junior

Ht: 6'4 | Wt: 250

High School: Olympic Heights Community

Hometown: Boca Raton, Fla.

**44****TIGHT END**

**2025:** vs. Tarleton State (8/29): Started at tight end, playing over 94% of the snaps...at Kansas State (9/6): Started at tight end...vs. North Texas (9/20): Started at tight end...at East Carolina (9/25): Started at tight end and hauled in a 10-yard reception.

**2024:** Appeared in 12 games...vs. Navy (12/14): Recorded his first career reception for four yards.

**2023:** Played in LSU game.

**Prior to West Point/Personal:** Played at Olympic Heights Community High.

## Receiving Statistics

| Season       | GP        | REC      | YDS       | TD       | Long      | AVG/C      | AVG/G      |
|--------------|-----------|----------|-----------|----------|-----------|------------|------------|
| 2024         | 12        | 1        | 4         | 0        | 4         | 4.0        | 0.3        |
| 2025         | 4         | 1        | 10        | 0        | 10        | 10.0       | 2.5        |
| <b>Total</b> | <b>16</b> | <b>2</b> | <b>14</b> | <b>0</b> | <b>10</b> | <b>7.0</b> | <b>0.9</b> |

**BRIAN DYER**

Class: Junior

Ht: 6'4 | Wt: 245

High School: Plano, Texas

Hometown: Plano East

**80****TIGHT END**

**2024:** Appeared in three games.

**2023:** Did not see game action.

**Prior to West Point/Personal:** Played at Plano East HS in Plano, Texas...Was named two-time Second-Team All-District...In the classroom was two-time Academic All-District 6-6a, and First-Team Academic All-State...His sister, Allie Dyer, attended the Air Force Academy.

## OFFENSIVE LINE

**HENRY APPLETON**

Class: Junior

Ht: 6'2 | Wt: 300

High School: Billy Ryan / USMAPS

Hometown: Denton, Texas

**58****OFFENSIVE LINE**

**2025:** vs. Tarleton State (8/29): Made his first career start at left tackle and aided the offense to gain 411 yards of total offense (280 rushing, 131 passing)...at Kansas State (9/6): Started at left tackle and helped the offense total 332 yards (237 rushing, 95 passing) while controlling time of possession for 40:29...Contributed to the unit converting 6-of-7 fourth-down attempts...vs. North Texas (9/20): Started at left tackle and helped the offense total 488 total yards (387 rushing, 101 passing), not punting all game and allowing just one total sack...at East Carolina (9/25): Started at left tackle and helped pave the way for 241 rushing yards.

**2024:** Appeared in all 14 games.

**2023:** Did not see game action.

**Prior to West Point/Personal:** Played at Billy Ryan High School in Denton, Texas...Was a State Champion...Recognized as All-State, All-Area, and All-District...His sister, Sophia Appleton, serves in the Army as a combat medic...Attended USMAPS during the 2022 season.

## Career Statistics

| Season       | GP        | GS       |
|--------------|-----------|----------|
| 2023         | 0         | 0        |
| 2024         | 14        | 0        |
| 2025         | 4         | 4        |
| <b>Total</b> | <b>18</b> | <b>4</b> |

**WILL JEFFCOAT**

Class: Senior

Ht: 6'2 | Wt: 305

High School: Pelion

Hometown: Pelion, S.C.

**59****OFFENSIVE LINE**

**2025:** vs. Tarleton State (8/29): Made his first start since 2022, at left guard, and aided the offense to gain 411 yards of total offense (280 rushing, 131 passing)...at Kansas State (9/6): Started at left guard and helped the offense total 332 yards (237 rushing, 95 passing) while controlling time of possession for 40:29...Contributed to the unit converting 6-of-7 fourth-down attempts...vs. North Texas (9/20): Started at left guard and helped the offense total 488 total yards (387 rushing, 101 passing), not punting all game and allowing just one total sack...at East Carolina (9/25): Started at left guard and helped pave the way for 241 rushing yards.

**2024:** Appeared in 11 games for the Black Knights.

**2023:** Missed the season due to an injury.

**2022:** Played in 12 games with two starts...at Wake Forest (10/8): Started at right guard, helping the offense tally over 400 yards of total offense...vs. Colgate (10/15): Started at right guard, paving the way for a rushing attack that totaled 467 rushing yards and six rushing TDs.

**Prior to West Point/Personal:** Played at Pelion High School in South Carolina. Became Pelion's first state wrestling champion by winning the Class 3A 285-pound division...Was a four-year starter on the Pelion offensive line and

a three-year starter on the defensive line....In his senior year helped Pelion win its first region title in 14 years.

#### Career Statistics

| Season       | GP        | GS       |
|--------------|-----------|----------|
| 2022         | 12        | 2        |
| 2023         | 0         | 0        |
| 2024         | 11        | 0        |
| 2025         | 4         | 4        |
| <b>Total</b> | <b>27</b> | <b>6</b> |

## BRADY SMALL



*Class: Junior*

*Ht: 6'0 | Wt: 315*

*High School: St. Augustine Prep School / USMAPS*

*Hometown: Mt. Ephraim, N.J.*

**51**

**OFFENSIVE LINE**

#### Career Accolades:

- 2024 Rimington Trophy Watch List
- 2024 Joe Moore Award (Army's offensive line was the recipient of the 2024 Joe Moore Award for Most Outstanding Offensive Line Unit in College Football, the first Group-5 school to win the award.)
- 2024 AAC All-First Team Selection

**2025:** vs. Tarleton State (8/29): Started at center and aided the offense to gain 411 yards of total offense (280 rushing, 131 passing)...at Kansas State (9/6): Started at center and helped the offense total 332 yards (237 rushing, 95 passing) while controlling time of possession for 40:29...Contributed to the unit converting 6-of-7 fourth-down attempts...vs. North Texas (9/20): Started at center and helped the offense total 488 total yards (387 rushing, 101 passing), not punting all game and allowing just one total sack...at East Carolina (9/25): Started at center and helped pave the way for 241 rushing yards.

**2024:** vs. Lehigh (8/30): Started at center aiding the offense to convert a perfect six-for-six in scoring touchdowns in the redzone and rushing for 375 yards... at FAU (9/7): Started at center helping the offense convert a perfect three-for-three in scoring chances in the redzone and rushing for 405 yards... vs. Rice (9/21): Started at center and helped pave the way for an offense that dominated time of possession 39:05 to 20:55, totaled 400 yards of offense, and scored a perfect 4-for-4 on touchdowns in the redzone...at Temple (9/26): Started at center, contributing to an offense that racked up 489 total yards and scored four touchdowns in the red zone...at Tulsa (10/5): Started at center, contributing to an offense that totaled 481 total yards and was a perfect two for two in the red zone...vs. UAB (10/12): Started at center and blocked for an offense that totaled 515 total yards and was a perfect five-for-five in the red zone...vs. ECU (10/19): Started at center in game where the offense rushed for 5.3 yards per carry and allowed zero sacks...vs. Air Force (11/2): Started at center and helped pave the way for Kanye Udoh's 158-yard rushing performance...at North Texas (11/9): Started at center and aided an Army win that saw 41:37 of possession with two ten-plus minute drives...vs. Notre Dame (11/23): Started at center...vs. UTSA (11/30): Started at center and helped the offense amass over 400 total yards...vs. Tulane (12/6): Helped Army to an AAC championship allowing Bryson Daily to score four rushing touchdowns...vs. Louisiana Tech (12/28): Started at center and paved the way for Army's first bowl game win since 2021, while aiding Bryson Daily's FBS record breaking 32 quarterback touchdowns in a season.

**2023:** Started in all 12 games at center as a freshman...at ULM (9/2): Started at center, marking the first freshman to start in his first game since WR Kevin Waites started in in the season opener vs. Fordham in 2017... vs. Delaware State (9/9): Started at center and helped the offense eclipse 500 yards of total offense and score eight touchdowns... at UTSA (9/15): Started at center and aided the offensive attack to score 37 points, tally 442 yards of total offense and convert a perfect 6-6 on 4th down attempts... at Syracuse (9/23): Started at center... vs. Boston College (10/7): Started at center and aided the offense in scoring touchdowns in three consecutive drives to start the second half and take the lead... vs. Troy (10/14): Started at center aiding Kanye Udoh rush for over 100 yards on the ground... at LSU (10/21): Started at center, aiding a consecutive 100-yard game on the ground from Udoh... at Air Force (11/4): Started his first service academy game at center and aided QB Bryson Daily to rush for a career-high 170 yards... vs. Holy Cross (11/11): Started at center...

vs. Coastal Carolina (11/18): Made the start at center...vs. Navy (12/9): Started at center.

**Prior to West Point/Personal:** Played at St. Augustine Preparatory School in Mt. Ephraim, N.J. where he was teammates with Army running back Kanye Udoh...Had 80 career tackles, 15 sacks, three fumble recoveries, three pass deflections, and two forced fumbles...Was recognized as first-team all-state and first-team all-conference...received the mini Maxwell award...ranked a top-100 player in the state of New Jersey...In the classroom, was a part of the National Honor Society...Attended USMAPS during the 2022 season.

#### Career Statistics

| Season       | GP        | GS        |
|--------------|-----------|-----------|
| 2023         | 12        | 12        |
| 2024         | 14        | 14        |
| 2025         | 4         | 4         |
| <b>Total</b> | <b>30</b> | <b>30</b> |

## PAOLO GENNARELLI



*Class: Junior*

*Ht: 6'1 | Wt: 300*

*High School: St. Charles North High / USMAPS*

*Hometown: Campton Hills, Ill.*

**71**

**OFFENSIVE LINE**

#### Career Accolades:

- 2024 Joe Moore Award (Army's offensive line was the recipient of the 2024 Joe Moore Award for Most Outstanding Offensive Line Unit in College Football, the first Group-5 school to win the award.)
- 2024 AP All-America Third-Team Selection
- 2024 AAC All-Second Team Selection

**2025:** vs. Tarleton State (8/29): Started at right guard and aided the offense to gain 411 yards of total offense (280 rushing, 131 passing)...at Kansas State (9/6): Started at right guard and helped the offense total 332 yards (237 rushing, 95 passing) while controlling time of possession for 40:29...Contributed to the unit converting 6-of-7 fourth-down attempts...vs. North Texas (9/20): Started at right guard and helped the offense total 488 total yards (387 rushing, 101 passing), not punting all game and allowing just one total sack...at East Carolina (9/25): Started at right guard and helped pave the way for 241 rushing yards.

**2024:** Started at right guard in all 14 games...vs. Lehigh (8/30): Started at right guard, his first career start. He aided the offense to convert a perfect six-for-six in scoring touchdowns in the redzone and rushing for 375 yards... at FAU (9/7): Started at right guard helping the offense convert a perfect three-for-three in scoring chances in the redzone and rushing for 405 yards...vs. Rice (9/21): Started at right guard and helped pave the way for an offense that dominated time of possession 39:05 to 20:55, totaled 400 yards of offense, and scored a perfect 4-for-4 on touchdowns in the redzone...at Temple (9/26): Started at right guard, contributing to an offense that racked up 489 total yards and scored four touchdowns in the red zone...at Tulsa (10/5): Started at right guard, contributing to an offense that totaled 481 total yards and was a perfect two for two in the red zone...vs. UAB (10/12): Started at right guard and blocked for an offense that totaled 515 total yards and was a perfect five-for-five in the red zone...vs. ECU (10/19): Started at right guard in game where the offense rushed for 5.3 yards per carry and allowed zero sacks. Earned the Outland Trophy National Player of the Week for his play...vs. Air Force (11/2): Started at right guard and helped pave the way for Kanye Udoh's 158-yard rushing performance...at North Texas (11/9): Started at right tackle and aided an Army win that saw 41:37 of possession with two ten-plus minute drives... vs. Notre Dame (11/23): Started at right guard...vs. UTSA (11/30): Started at right guard and helped the offense amass over 400 total yards...vs. Tulane (12/6): Helped Army to an AAC championship allowing Bryson Daily to score four rushing touchdowns... vs. Louisiana Tech (12/28): Started at right guard and paved the way for Army's first bowl game win since 2021, while aiding Bryson Daily's FBS record breaking 32 quarterback touchdowns in a season.

**2023:** Did not see game action.



**Prior to West Point/Personal:** Played at St. Charles North High in Campton Hills, Ill...Named All-State, All-Conference, and All-Area...Attended USMAPS during the 2022 season.

Career Statistics

| Season | GP | GS |
|--------|----|----|
| 2023   | 0  | 0  |
| 2024   | 14 | 14 |
| 2025   | 4  | 4  |
| Total  | 18 | 18 |

TEDDY WILLIAMS



Class: Junior  
Ht: 6'4 | Wt: 300  
Highschool: Grand Ledge  
Hometown: Grand Ledge, Mich.

74

OFFENSIVE LINE

**2025:** vs. Tarleton State (8/29): Made his first career start at right tackle and aided the offense to gain 411 yards of total offense (280 rushing, 131 passing)...at Kansas State (9/6): Started at right tackle and helped the offense total 332 yards (237 rushing, 95 passing) while controlling time of possession for 40:29...Contributed to the unit converting 6-of-7 fourth-down attempts...vs. North Texas (9/20): Started at right tackle and helped the offense total 488 total yards (387 rushing, 101 passing), not punting all game and allowing just one total sack...at East Carolina (9/25): Started at right tackle and helped pave the way for 241 rushing yards.

**2024:** Appeared in all 14 games primarily on special teams.

**2023:** Did not see game action.

**Prior to West Point/Personal:** Played at Grand Ledge HS in Grand Ledge, Mich...Had 32 receptions for 823 yards with 12 touchdowns...Also had 84 tackles, 29.5 TFL, 14 sacks, 18 PBUs, and a defensive touchdown...Was recognized as Team MVP...All State DE Division 1 for Coaches and AP...All-Region selection...two-time All-Area selection...two-time All-Conference recognition...Team Leadership Council...Team Captain...In the classroom was his school's salutatorian...an AP Scholar and NHS member.

Career Statistics

| Season | GP | GS |
|--------|----|----|
| 2023   | 0  | 0  |
| 2024   | 14 | 0  |
| 2025   | 4  | 4  |
| Total  | 18 | 4  |

BRADEN BARTOSH



Class: Senior  
Ht: 6'2 | Wt: 305  
High School: Park Hill South / USMAPS  
Hometown: Riverside, Mo.

50

OFFENSIVE LINE

**2024:** Played in 13 games.

**2023:** Played in one game.

**Prior to West Point/Personal:** Won MVP honors at Park Hill South High School...Also served as team captain and was on the honor roll...Was a one-time all-state, two-time All-District and two-time all-conference selection...Spent the 2021 season at USMAPS...Majoring in Systems & Decision Sciences

Career Statistics

| Season | GP | GS |
|--------|----|----|
| 2023   | 1  | 0  |
| 2024   | 13 | 0  |
| 2025   | 1  | 0  |
| Total  | 15 | 0  |

KYLE KLOSKA



Class: Junior  
Ht: 6'3 | Wt: 305  
High School: West Catholic / Central Michigan  
Hometown: Grand Rapids, Mich.

75

OFFENSIVE LINE

**2024:** Appeared in four games.

**2023:** Did not see game action.

**Prior to West Point/Personal:** Spent the 2022 season at Central Michigan...played at West Catholic High School in Grand Rapids, Michigan...was named Detroit Free Press Division 5 All-State...two-time First-Team All-Conference honoree...two-time Honorable mention All-State selection...two-time team captain...also ran track and field...National Honor Society member...His brother, Tim is a sophomore on the football team.

Career Statistics

| Season | GP | GS |
|--------|----|----|
| 2023   | 0  | 0  |
| 2024   | 4  | 0  |
| Total  | 4  | 0  |

# EXPECTED DEFENSIVE CONTRIBUTORS

## DEFENSIVE LINE

### JACK BOUSUM



*Class: Sophomore*  
*Ht: 6'4 | Wt: 268*  
*High School: St. Mary's / USMAPS*  
*Hometown: Annapolis, Md.*

**99**

**DEFENSIVE LINE**

**2025:** vs. Tarleton State (8/29): Made three total tackles, including one solo tackle, with 1.5 tackles for loss...at Kansas State (9/6): Started on the defensive line...vs. North Texas (9/20): Started on defensive line and made two total tackles with one being a tackle for loss...at East Carolina (9/25): Started on the defensive line and made four total tackles, one solo.

**2024:** Did not appear in any games due to injury.

**2023:** Did not see game action.

**Prior to West Point/Personal:** Played at St. Mary's High in Annapolis, MD... Was named All-conference, All-county, and All-region on the defensive line... Played basketball as well...In the classroom was an honor roll student...Attended USMAPS during the 2022 season.

#### Defense Statistics

| Season | GP | SOLO | AST | TOT | TFL-YDS | SACKS | FR |
|--------|----|------|-----|-----|---------|-------|----|
| 2025   | 4  | 2    | 7   | 9   | 2-4     | 0-0   | 0  |
| Total  | 4  | 2    | 7   | 9   | 2-4     | 0-0   | 0  |

### DESHONTEZ GRAY



*Class: Senior*  
*Ht: 6'3 | Wt: 265*  
*High School: Pelion / USMAPS*  
*Hometown: Gaston, S.C.*

**98**

**DEFENSIVE LINE**

**2025:** vs. Tarleton State (8/29): Started and made one solo tackle...at Kansas State (9/6): Recorded one solo tackle along with a pass breakup and quarter-back hurry...vs. North Texas (9/20): Made three solo tackles.

**2024:** Appeared in 13 games, logging 13 tackles (9 solo), and a sack...vs. Lehigh (8/30): Had one tackle...at Temple (9/26): Recorded one solo tackle...vs. UAB (10/12): Logged a tackle...vs. Air Force (11/2): Registered on quarter-back hurry...vs. UTSA (11/30): Had two tackles, including one solo...vs. Tulane (12/6): Earned two tackles (one solo)... vs. Louisiana Tech (12/28): Set a new career-high in tackles with four (three solo) and logged his first career sack.

**2023:** Played in four games, registering one tackle...vs. Troy (10/14): Made one solo tackle.

**2022:** Did not see varsity action.

**Prior to West Point/Personal:** From Gaston, SC... Played at Pelion High School in Pelion, SC... Attended USMAPS during the 2021 season.

#### Defense Statistics

| Season | GP | SOLO | AST | TOT | TFL-YDS | SACKS | INT | PD |
|--------|----|------|-----|-----|---------|-------|-----|----|
| 2023   | 4  | 1    | 0   | 1   | 0-0     | 0-0   | 0   | 0  |
| 2024   | 13 | 9    | 4   | 13  | 1-4     | 1-4   | 0   | 0  |
| 2025   | 3  | 5    | 0   | 5   | 0-0     | 0-0   | 0   | 1  |
| Total  | 20 | 15   | 4   | 19  | 1-4     | 1-4   | 0   | 1  |

### MATT GEMMA



*Class: Sophomore*  
*Ht: 6'1 | Wt: 290*  
*High School: Delbarton / USMAPS*  
*Hometown: Flemington, N.J.*

**95**

**DEFENSIVE LINE**

**2025:** vs. North Texas (9/20): Recorded a tackle for loss...at East Carolina (9/25): Made one tackle.

**2024:** Appeared in three games against Notre Dame (11/23), Tulane (12/6) and Louisiana Tech (12/28).

**Prior to West Point/Personal:** Played at Delbarton High School in Flemington, N.J....Garnered All-American honors, as well as non-public All-State Honors... Named a candidate for N.J. Man of the Year...Sister, Lilliana Gemma, plays rugby for Navy...Attended USMAPS during the 2023 season.

#### Defense Statistics

| Season | GP | SOLO | AST | TOT | TFL-YDS | SACKS | FR |
|--------|----|------|-----|-----|---------|-------|----|
| 2025   | 3  | 0    | 2   | 2   | 0.5-1   | 0-0   | 0  |
| Total  | 3  | 0    | 2   | 2   | 0.5-1   | 0-0   | 0  |

# JACK LATORE



Class: Senior

Ht: 6'5 | Wt: 290

High School: Middletown South High

Hometown: Middletown, N.J.

92

DEFENSIVE LINE

**2025:** vs. Tarleton State (8/29): Started and logged four tackles, with two solo tackles...at Kansas State (9/6): Started on the defensive line...vs. North Texas (9/20): Started on the defensive line and recorded a pair of solo tackles...at East Carolina (9/25): Started on the defensive line and made three total tackles, accounting for a tackle for loss.

**2024:** Started in all 14 games, logging 17 tackles and a tackle for loss...vs. Lehigh (8/30): Started on the DL, posting two tackles and 0.5 TFL...at FAU (9/7): Started on the DL and posted one tackle and a quarterback hurry...vs. Rice (9/21): Started on the defensive line and had a tackle...at Temple (9/26): Started on the DL, posting an assisted tackle...at Tulsa (10/5): Started on the DL, recording three tackles (two solo)...vs. UAB (10/12): Started on the DL...vs. ECU (10/19): Started on the DL...vs. Air Force (11/2): Started on the DL and posted two tackles and a QB hurry...at North Texas (11/9): Started on the DL...vs. Notre Dame (11/23): Started on the DL and had one tackle... vs. Tulane (12/6): Recorded two tackles and 0.5 TFL... vs. Navy (12/14): Totaled a season-high four tackles (one solo) and a quarterback hurry.

**2023:** Played in all 12 games registering 22 tackles (11 solo), 2.5 sacks and 4.5 tackles for loss...vs. Delaware State (9/9): Made three tackles, including TFL, and had one fumble recovery...at Syracuse (9/23): Recorded one tackle... vs. Boston College (10/7): Logged his first career sack for a loss of 10 yards... vs. Troy (10/14): Posted three tackles including one for a loss of a yard...at LSU (10/21): Registered three tackles...vs. UMass (10/28): Made one solo tackle...at Air Force (11/4): Recovered a fumble and had two solo tackles...vs. Holy Cross (11/11): Had five tackles (three solo) and registered 1.5 sacks...vs. Coastal Carolina (11/18): Had one tackle for a seven-yard loss.

**2022:** Played in one game and logged a tackle.

**Prior to West Point/Personal:** At Middletown South High School, performed in the classroom as an AP Scholar and High Honor Roll student...On the field was an All-State, All-Conference, Division defensive player of the year, and Team MVP.

## Defense Statistics

| Season       | GP       | SOLO     | AST      | TOT      | TFL-YDS    | SACKS      | FR       |
|--------------|----------|----------|----------|----------|------------|------------|----------|
| 2022         | 1        | 1        | 0        | 1        | 0-0        | 0-0        | 0        |
| 2023         | 12       | 11       | 11       | 22       | 4.5-20     | 2.5-13     | 2        |
| 2024         | 14       | 3        | 14       | 17       | 1-1        | 0-0        | 0        |
| 2025         | 4        | 2        | 7        | 9        | 2-4        | 0-0        | 0        |
| <b>Total</b> | <b>4</b> | <b>2</b> | <b>7</b> | <b>9</b> | <b>2-4</b> | <b>0-0</b> | <b>2</b> |

**2025:** vs. Tarleton State (8/29): Accounted for two total tackles, including a tackle for loss...vs. North Texas (9/20): Made three total tackles, including a pair of solo tackles...at East Carolina (9/25): Made one tackle.

**2024:** Appeared in six games...vs. Lehigh (8/30): Logged one tackle.

**2023:** Did not see game action as a freshman.

**Prior to West Point/Personal:** Attended Liberty Christian Academy in Lynchburg, Va. ...Played linebacker and tight end...Totaled 300+ tackles, 18 touchdowns, five interceptions, and 10 forced fumbles...Was named all-state linebacker, all-state tight end, all-region tight end, all-region linebacker, and all-conference linebacker/tight end...was given Virginia Sports Hall of Fame honors...In the classroom was a part of the Honor Roll, NHS, and Beta club, served as Student body Vice President, and received a superintendent's award...Also played baseball and basketball...His Grandfather, Dempsey Stowers, served as a Marine Corps Captain...Attended USMAPS during the 2022 season.

## Defense Statistics

| Season       | GP        | SOLO     | AST      | TOT      | TFL-YDS      | SACKS      | FR       |
|--------------|-----------|----------|----------|----------|--------------|------------|----------|
| 2024         | 6         | 1        | 0        | 1        | 0-0          | 0-0        | 0        |
| 2025         | 4         | 2        | 4        | 6        | 0.5-0        | 0-0        | 0        |
| <b>Total</b> | <b>10</b> | <b>3</b> | <b>4</b> | <b>7</b> | <b>0.5-0</b> | <b>0-0</b> | <b>0</b> |

# JACOB TUIOTI



Class: Senior

Ht: 6'1 | Wt: 302

Highschool: Long Beach Poly / USMAPS

Hometown: Long Beach, Calif.

62

DEFENSIVE LINE

**2025:** at Kansas State (9/6): Started on the defensive line...vs. North Texas (9/20): Started on the defensive line, making three solo tackles and logging a quarterback hurry...at East Carolina (9/25): Started on the defensive line and made four total tackles, two solo.

**2024:** Appeared in 11 games with two starts, recording seven tackles and one sack...At FAU (9/7)...Recorded one tackle...at Temple (9/26): Registered a sack for a six yard loss...at Tulsa (10/5): Logged a tackle...vs. ECU (10/19): Made two total tackles...at North Texas (11/9): Made one tackle... vs. Notre Dame (11/23): Recorded one tackle.

**2023:** Missed the entire season due to injury.

**2022:** Played in nine games, logging four tackles and 0.5 tackles for loss as a freshman.

**Prior to West Point/Personal:** Played at Long Beach Poly in California...Spent the 2021 season at USMAPS.

## Defense Statistics

|              | GP        | SOLO     | AST       | TOT       | INT      |
|--------------|-----------|----------|-----------|-----------|----------|
| 2022         | 9         | 1        | 4         | 5         | 0        |
| 2023         | 0         | 0        | 0         | 0         | 0        |
| 2024         | 11        | 4        | 3         | 7         | 0        |
| 2025         | 4         | 2        | 5         | 7         | 0        |
| <b>Total</b> | <b>24</b> | <b>7</b> | <b>12</b> | <b>19</b> | <b>0</b> |

# DILLON STOWERS



Class: Junior

Ht: 6'2 | Wt: 270

Highschool: Liberty Christian Academy / USMAPS

Hometown: Lynchburg, Va.

96

DEFENSIVE LINE



## OUTSIDE LINEBACKERS

### ERIC FORD



*Class: Senior*

*Ht: 6'3 | Wt: 235*

*High School: Landon School / USMAPS*

*Hometown: Laurel, Md.*

**40**

**OUTSIDE LINEBACKER**

**2025:** vs. Tarleton State (8/29): Started and was tied for second on the team with five solo tackles, recording eight solo tackles. Also had two tackles for loss including one sack, while forcing a fumble and breaking up a pass...at Kansas State (9/6): Started at linebacker...vs. North Texas (9/20): Started at linebacker and tied for the team-high in total tackles (7) and solo tackles (5)...at East Carolina (9/25): Started at linebacker and recorded three total tackles, one and a half for loss, while also forcing and recovering a fumble in the second quarter.

**2024:** Played in all 14 games, registering 22 tackles (14 solo), three tackles for loss and two sacks...vs. Lehigh (8/30): Posted five tackles (career high) and a TFL...at FAU (9/7): Had one tackle...at Temple (9/26): Recorded a sack for a seven yard loss, the first of his career...at Tulsa (10/5): Recorded three tackles (one solo)...vs. UAB (10/12): Totaled three tackles, including one sack for a two yard loss...vs. ECU (10/19): Had two tackles (one solo)...vs. Air Force (11/2): Posted two solo tackles...vs. Notre Dame (11/23): Made one tackle...vs. UTSA (11/30): Logged two tackles...vs. Navy (12/14): Recorded one tackle...vs. Louisiana Tech (12/28): Earned one solo tackle.

**2023:** Played in seven games registering five tackles and 0.5 for loss...vs. Delaware State (9/9): Registered two tackles including a TFL for -1 yards...at UTSA (9/15): Made one tackle...vs. Boston College (10/7): Recorded a tackle...vs. Troy (10/14): Posted a tackle.

**2022:** Played in two games as a freshman, logging one tackle.

**Prior to West Point/Personal:** Played at Landon School in Md...Spent 2021 at USMAPS.

#### Defense Statistics

| Season       | GP        | SOLO      | AST       | TOT       | TFL-YDS     | SACKS       | INT      | FF       |
|--------------|-----------|-----------|-----------|-----------|-------------|-------------|----------|----------|
| 2022         | 1         | 1         | 0         | 1         | 0-0         | 0-0         | 0        | 0        |
| 2023         | 7         | 1         | 4         | 5         | 0.5-1       | 0-0         | 0        | 0        |
| 2024         | 14        | 14        | 8         | 22        | 3-10        | 2-9         | 0        | 0        |
| 2025         | 4         | 11        | 7         | 18        | 3.5-19      | 1-4         | 0        | 1        |
| <b>Total</b> | <b>26</b> | <b>27</b> | <b>19</b> | <b>46</b> | <b>7-30</b> | <b>3-13</b> | <b>0</b> | <b>1</b> |

### NOAH NIXON



*Class: Junior*

*Ht: 6'2 | Wt: 227*

*High School: West Orange*

*Hometown: Orlando, Fla.*

**47**

**INSIDE LINEBACKER**

#### Defense Statistics

| Season       | GP        | SOLO     | AST      | TOT       | TFL-YDS    | SACKS      | INT      | FF       |
|--------------|-----------|----------|----------|-----------|------------|------------|----------|----------|
| 2024         | 13        | 4        | 3        | 7         | 0-0        | 0-0        | 0        | 0        |
| 2025         | 4         | 1        | 2        | 3         | 0-0        | 0-0        | 0        | 0        |
| <b>Total</b> | <b>17</b> | <b>5</b> | <b>5</b> | <b>10</b> | <b>0-0</b> | <b>0-0</b> | <b>0</b> | <b>0</b> |

**2025:** vs. North Texas (9/20): Recorded a tackle...at East Carolina (9/25): Recorded two total tackles, one solo.


**2024:** Appeared in 13 games, logging seven tackles...vs. Rice (9/21): Had a tackle...at Tulsa (10/5): Recorded one solo tackle...vs. UAB (10/12): Recorded three tackles (one solo)...at North Texas (11/9): Recorded three tackles (one solo)...vs. Navy (12/14): Recorded one tackle.

**2023:** Did not see game action.

**Prior to West Point/Personal:** Played at West Orange HS in Orlando, Fla. ... Was named all-area, all-metro, and all-state in Florida during his career.

## INSIDE LINEBACKERS

### BRYSON BANKS



*Class: Freshman*

*Ht: 5'8 | Wt: 248*

*High School: Buford / USMAPS*

*Hometown: Lawrenceville, Ga.*

**48**

**INSIDE LINEBACKER**

**2025:** at East Carolina (9/25): Made first career tackle.

**Prior to West Point/Personal:** Named All-County...Was an Honor Roll student...Also competed in track and field...Related to Tauren Poole, former Tennessee running back...Spent the 2024 season at the United States Academy Preparatory School (USMAPS).

#### Defense Statistics

| Season       | GP       | SOLO     | AST      | TOT      | TFL-YDS    | SACKS      | INT      | FF       |
|--------------|----------|----------|----------|----------|------------|------------|----------|----------|
| 2025         | 2        | 0        | 1        | 1        | 0-0        | 0-0        | 0        | 0        |
| <b>Total</b> | <b>2</b> | <b>0</b> | <b>1</b> | <b>1</b> | <b>0-0</b> | <b>0-0</b> | <b>0</b> | <b>0</b> |

### KALIB FORTNER



*Class: Senior*

*Ht: 6'1 | Wt: 220*

*High School: Central / USMAPS*

*Hometown: Knoxville, Tenn.*

**53**

**INSIDE LINEBACKER**

#### Career Accolades:

- 2025 Team Captain
- 2024 Independence Bowl Defensive Player of the Game
- 2024 AAC Honorable Mention
- 2023 Army-Navy Game MVP
- College Football Network All-Independent Honorable Mention (2023)

**2025:** vs. Tarleton State (8/29): Started and registered six total tackles, three of them solo, while also recording a sack and a quarterback hurry...at Kansas State (9/6): Started and recorded three solo tackles, with two of those tackles being for loss...vs. North Texas (9/20): Started at linebacker and six total tackles, including four solo tackles, while also recovering a fourth quarter fumble to set up game-tying field goal...at East Carolina (9/25): Started at linebacker and recorded 11 total tackles, including a team-high eight solo tackles.

**2024:** Started in all 14 games and was second on the team with 81 total tackles (42 solo)...Led the team with 8.5 tackles for loss and added two sacks...vs. Lehigh (8/30): Started at ILB and had a team-high eight tackles (five solo)...at FAU (9/7): Started at ILB and recorded four tackles (two solo), and had 0.5 tackles for loss...vs. Rice (9/21): Started at ILB and totaled four tackles...at

Temple (9/26): Started at ILB and totaled five tackles...at Tulsa (10/5): Started at ILB and lead the team in solo tackles with six (eight total)...vs. UAB (10/12): Stating at ILB totaling five tackles (three solo)...vs. ECU (10/19) Started at ILB and totaled four tackles with a TFL...vs. Air Force (11/2) Started at ILB and recorded five tackles to go along with two TFLs and two QB hurries...at North Texas (11/9): Started at ILB and made 11 total tackles, including six solo tackles and two tackles for loss...vs. Notre Dame (11/23):Started at ILB and logged three tackles...vs. UTSA (11/30): Started at ILB and registered with five tackles and one sack...vs Tulane (12/6): Recorded four tackles and two quarterback hurries...vs. Navy (12/14): Collected eight tackles (four solo) and one pass break-up...vs. Louisiana Tech (12/28): Registered seven tackles, one TFL and one sack for six yards on his way to being named the Independence Bowl Defensive Player of the Game.

**2023:** Played in all 12 games starting in nine...Totaled 68 tackles (30 solo), (third most on the team), 3.5 tackles for loss, 2.5 sacks, and a forced fumble that he returned for a touchdown...Was a College Football Network All-Independent Honorable Mention...at ULM (9/2): Posted three tackles...vs. Delaware State (9/9): Played, but did not register any stats...at UTSA (9/15): Registered six tackles including a TFL for -2 yards...at Syracuse (9/23): Recorded five tackles, featuring one sack for -5 yards...vs. Boston College (10/7): Started and posted eight tackles...vs. Troy (10/14): Tallied a team-high 10 tackles, four of which were solo...vs. UMass (10/28): Made four tackles, two of which were solo...at Air Force (11/4): Had five tackles, one of which was solo...vs. Holy Cross (11/11): Made 10 tackles and had half a sack shared with Jack Latore, the second time in the season hitting the 10-tackle mark...vs. Coastal Carolina (11/18): Registered three tackles (2 solo)...vs. Navy (12/9): Made the play of the game stripping the Navy quarterback, scooping up the ball and returning it 44 yards to the house for a touchdown to give Army a 17-3 lead with just 4:49 to play...Led the way for the Army defense with 10 tackles (five solo)... Was selected as the Army-Navy Game MVP for his stellar performance.

**Prior to West Point/Personal:** At Central High School was an all-state selection three times and was a Mr. Football semifinalist in 2020... MVP of the 2018 state championship game...All region 2-5a defensive player of the year... Spent the 2021 season at USMAPS...Twin brother, Liam is a WR at Army.

Defense Statistics

| Season | GP | SOLO | AST | TOT | TFL-YDS | SACKS  | INT | FF |
|--------|----|------|-----|-----|---------|--------|-----|----|
| 2023   | 12 | 30   | 38  | 68  | 3.5-17  | 2.5-15 | 0   | 1  |
| 2024   | 14 | 42   | 39  | 81  | 9.5-32  | 2-14   | 0   | 0  |
| 2025   | 4  | 18   | 8   | 26  | 5-12    | 1-6    | 0   | 0  |
| Total  | 30 | 90   | 85  | 175 | 18-61   | 5.5-35 | 0   | 1  |

# BAYLOR NEWSOM



*Class: Junior*  
*Ht: 6'1 | Wt: 220*  
*High School: Bishop Kenny / USMAPS*  
*Hometown: Jacksonville, Fla.*

21

INSIDE LINEBACKER

**2025:** vs. North Texas (9/20): Made one tackle

**2024:** Appeared in 13 games, logging seven tackles...vs. Rice (9/21): Had a tackle...at Tulsa (10/5): Recorded one solo tackle...vs. UAB (10/12): Recorded three tackles (one solo)...at North Texas (11/9): Recorded three tackles (one solo)... vs. Navy (12/14): Recorded one tackle.

**2023:** Did not see game action.

**Prior to West Point/Personal:** Played at Bishop Kenny High in Jacksonville, Fla...Holds the Bishop Kenny tackle record...Scored 13 defensive touchdowns...Was named second-team All-State, first-team all-area, first-team FACA, Greater Jacksonville Player of the Year nominee and was a two-time MVP and team captain...Was a competitive weightlifter and played baseball... In the classroom was an Honor roll student... Attended USMAPS during the 2022 season.

Defense Statistics

|       | GP | SOLO | AST | TOT | INT |
|-------|----|------|-----|-----|-----|
| 2024  | 4  | 0    | 0   | 0   | 1   |
| 2025  | 3  | 0    | 1   | 1   | 0   |
| Total | 7  | 0    | 1   | 1   | 1   |

# ANDON THOMAS



*Class: Senior*  
*Ht: 6'0 | Wt: 230*  
*Highschool: Liberty Hill*  
*Hometown: Liberty Hill, Texas*

51

INSIDE LINEBACKER

Career Accolades:

- 2025 Team Captain
- 2024 AAC All-Third Team Selection
- 2024 College Sports Communicators Academic All-America

**2025:** vs. Tarleton State (8/29): Started and led the team in both total tackles with 14 and solo tackles with nine, while also recording a tackle for loss...at Kansas State (9/6): Started and led the team in total tackles with nine and solo tackles with eight, also recorded a quarterback hurry...vs. North Texas (9/20): Started at linebacker, recording six total tackles, including to solo tackles, while breaking up a pair of passes...at East Carolina (9/25): Started at linebacker and had a team-high 13 total tackles, with six of them solo.

**2024:** Started in all 14 games, leading, the team in total tackles (98), solo (48) and assisted tackles (50). Also logged 3.5 tackles for loss, two interceptions and four passes defended...vs. Lehigh (8/30): Started at ILB, totaling two tackles. took the direct snap on a fourth-down trick play as punter James Wagonseller pretended the ball went over his head as Thomas raced down the left side for 35 yards and an army first down...at FAU (9/7) started at ILB and tallied seven tackles which was tied for the team high (one solo) and 0.5 tackles for loss...vs. Rice (9/21): Started at ILB, registering six tackles and an interception, the first of his career, coming right before halftime which led to another score for Army...at Temple (9/26): Started at ILB and totaled seven tackles which was tied for a team high (four solo)... at Tulsa (10/5):Started at ILB and had led the team in tackles with 10 (four solo). Also recorded a pass breakup...vs. UAB (10/12): Started at ILB and had a game-high six tackles (two solo)...vs. ECU (10/19): Started at ILB and totaled five tackles (four solo)...vs. Air Force (11/2): Started at ILB and posted a game high ten tackles including a sack...at North Texas (11/9): Started at ILB, making seven total tackles (two solo) and breaking up a pass...vs. Notre Dame (11/23): Started at ILB and totaled a team -high six tackles and a tackle for loss...vs. UTSA (11/30): Started at ILB and racked up a career high 15 tackles and recovered one fumble... vs. Tulane (12/6): Started at ILB, making eight tackles including 1.5 for loss and recorded an interception with a return of 16 yards.

**2023:** Played in seven games.

**2022:** Played in one game at UMass (11/26).


**Prior to West Point/Personal:** Starred at Liberty Hill High School where he finished top-10 in his class academically and was a member of the All A's Honor Roll...On the field was a standout player, garnering 2021 Austin-American Statesman Central Texas Defensive Player of the Year, 2021 High School Sports Awards Austin Area Defensive Player of the Year, 2021 District MVP, 2020 District MVP, 2020 First Team All-State, 2019 Austin-American Statesman Central Texas Newcomer of the Year and 2019 First Team All-District.

Defense Statistics

|       | GP | SOLO | AST | TOT | INT |
|-------|----|------|-----|-----|-----|
| 2023  | 1  | 0    | 0   | 0   | 0   |
| 2023  | 7  | 0    | 0   | 0   | 0   |
| 2024  | 14 | 48   | 50  | 98  | 2   |
| 2025  | 4  | 25   | 17  | 42  | 0   |
| Total | 18 | 73   | 67  | 140 | 2   |

## NICKELBACKS

### COLE SEARIGHT



*Class: Sophomore*

*Ht: 5'10 | Wt: 195*

*High School: Marvin Ridge*

*Hometown: Waxhaw, N.C.*

10

NICKELBACK

**2025:** vs. Tarleton State (8/29): Recorded one tackle...at Kansas State (9/6): Recorded one total tackle and recovered pivotal kickoff in the fourth quarter off deflection off Kansas State upback...vs. North Texas (9/20): Made two total tackles...at East Carolina (9/25): Made two solo tackles and four solo tackles, including a tackle for loss, while also breaking up a pass and forcing a fumble.

**2024:** vs. Rice (9/21): Made his collegiate debut and had three tackles...vs. ECU (10/19): Logged a tackle.

**Prior to West Point/Personal:** Played at Marvin Ridge High School in Waxhaw, N.C....Was named a First Team All-Conference and Second Team All-State selection...Also played baseball and ran track and field...Was an honor roll student... Was high school teammates with Dawson Jones, a kicker on the Army football team.

#### Defense Statistics

| Season       | GP       | SOLO     | AST      | TOT       | TFL-YDS      | SACKS      | INT      | FF       |
|--------------|----------|----------|----------|-----------|--------------|------------|----------|----------|
| 2024         | 4        | 3        | 3        | 6         | 0-0          | 0-0        | 0        | 0        |
| 2025         | 4        | 2        | 6        | 8         | 0.5-1        | 0-0        | 0        | 0        |
| <b>Total</b> | <b>8</b> | <b>5</b> | <b>9</b> | <b>14</b> | <b>0.5-1</b> | <b>0-0</b> | <b>0</b> | <b>0</b> |

### GAVIN SHIELDS



*Class: Senior*

*Ht: 6'2 | Wt: 205*

*High School: Red Lion Christian Academy / USMAPS*

*Hometown: Pitman, N.J.*

14

NICKELBACK

**2025:** vs. Tarleton State (8/29): Started, and recorded a pair of tackles, including a solo tackle, while also adding a quarterback hurry...at Kansas State (9/6): Started at nickelback and recorded three solo tackles...vs. North Texas (9/20): Started at nickelback and made four total tackles, including a pair of solo tackles ...at East Carolina (9/25): Started at safety and recorded eight total tackles (six solo), with a sack and an additional tackle for loss.

**2024:** Appeared in 10 games for the Black Knights recording a career-high 11 tackles...At FAU (9/7): Posted three tackles (two solo), a tackle for loss and had two pass breakups, one almost an interception...vs. Rice (9/21): Posted two tackles...at Temple (9/26): Logged two solo tackles and a pass breakup... at North Texas (11/9): Made one solo tackle...vs. Notre Dame (11/23): Logged two tackles...vs. UTSA (11/30): Deflected a pass that was intercepted by S Casey Larkin in the fourth quarter that sealed the victory...vs. Louisiana Tech (12/28): Recorded one solo tackle.

**2023:** Played in all 12 games, logging one tackle...vs. Delaware State (9/9): Made one tackle.

**2022:** Played in one game.

**Prior to West Point/Personal:** Part of National Honor Society and was an honor roll student all four years at Red Lion Christian Academy...Was All-State in football...Was All-Conference all four seasons in football and was All-Conference for three years in basketball, All-State for two years in Track, and All-Conference once in baseball...Spent 2021 at USMAPS.

## Defense Statistics

| Season       | GP        | SOLO      | AST      | TOT       | TFL-YDS       | SACKS      | INT      | FF       |
|--------------|-----------|-----------|----------|-----------|---------------|------------|----------|----------|
| 2023         | 12        | 1         | 0        | 1         | 0-0           | 0-0        | 0        | 0        |
| 2024         | 10        | 10        | 1        | 11        | 1-1           | 0-0        | 0        | 0        |
| 2025         | 4         | 12        | 5        | 17        | 1.5-9         | 1-8        | 0        | 0        |
| <b>Total</b> | <b>26</b> | <b>23</b> | <b>6</b> | <b>29</b> | <b>2.5-10</b> | <b>1-8</b> | <b>0</b> | <b>0</b> |

## CORNERBACKS

### JAXON HAMMOND



*Class: Junior*

*Ht: 5'10 | Wt: 175*

*High School: Christian Brothers*

*Hometown: Memphis, Tenn.*

17

CORNERBACK

**2025:** vs. Tarleton State (8/29): Logged a solo tackle and a pass breakup...at Kansas State (9/6): Recorded one solo tackle.

**2024:** Appeared in 14 games...vs. Rice (9/21): Played and recorded a pass breakup. Was a member of the Army West Point Track and Field team as well...Awarded the the Academic All-Patriot League for Indoor and Outdoor track and field...Finished 3rd in 60M at the Patriot league indoor track and field Championship...Won the 60 Army-Navy star meet (2/1).

**2023:** Did not see action during his freshman season. Was a member of the Army Track and Field team as well...Broke the men's program record in the 100m dash with a time of 10.42...Was named Patriot League Rookie of the Week (4/2), clocking a collegiate PR of 10.68 against a highly competitive field at the Florida Relays. He also led off the 10th place finishing 4x100m relay team to a new season best of 40.90.

**Prior to West Point/Personal:** Played at Christian Brothers HS in Memphis, TN... During his career had a resume that consisted of All-Region in Football and Track...Dandy Dozen (Top 12 player in Memphis)...Most receptions and receiving touchdowns in school history...2x 100m state champion in track... Indoor 200m state champion...Outdoor 200m state champion...Holds school records for 60m (6.84), 100m (10.35, 16th nationally), and 200m (21.15, top-100 nationally)...100m time is a record in 2A region of Tennessee...National African American Scholar (Collegeboard)...National Honor Society member... National Spanish Honor Society member....Honor Roll student.

#### Defense Statistics

|              | GP        | SOLO     | AST      | TOT      | INT      |
|--------------|-----------|----------|----------|----------|----------|
| 2023         | 0         | 0        | 0        | 0        | 0        |
| 2024         | 14        | 1        | 1        | 2        | 0        |
| 2025         | 4         | 2        | 0        | 2        | 0        |
| <b>Total</b> | <b>18</b> | <b>3</b> | <b>1</b> | <b>4</b> | <b>0</b> |

### JAYDAN MAYES



*Class: Junior*

*Ht: 5'10 | Wt: 188*

*High School: Fairfield / USMAPS*

*Hometown: Fairfield, Ohio*

7

CORNERBACK



**2025:** vs. Tarleton State (8/29): Earned start and recorded one tackle and broke up a pair of passes...at Kansas State (9/6): Started and recorded a total of three tackles, with one solo tackle...vs. North Texas (9/20): Started at cornerback and made two total tackles...at East Carolina (9/25): Started at cornerback, made one tackle and recorded a pass breakup.

**2024:** vs. Lehigh (8/30): Recorded an interception right before half as Lehigh tried to push the ball into scoring territory. Also had two tackles...at FAU (9/7): Started at CB, his first career start and contributed three tackles (one solo), and had 1.5 tackles for loss. Returned two punts for a total of three yards...vs. Rice (9/21): Started at CB...at Temple (9/26): Started at CB, recording an interception and a tackle...at Tulsa (10/5): Started at CB and logged three tackles (two solos)...vs. UAB (10/12): Started at CB and logged a tackle...vs. ECU (10/19): Started at CB and had a tackle...vs. Air Force (11/2): Started at CB and had his third interception of the season with two tackles...at North Texas (11/9): Started at CB and made two solo tackles...vs. Notre Dame (11/23): Started at CB and logged three tackles.

**2023:** Did not see action.

**2022:** Played in nine games as a freshman...vs. Villanova (9/17): Recorded one tackle...vs. Colgate (10/15): Made one tackle...at UMass (11/26): Saw significant playing time, recorded his first career interception with a 19-yard return.

**Prior to West Point/Personal:** Played at Fairfield High School in Fairfield, Ohio...An All-Conference, All-City, and second-team all-state selection...Spent 2021 at USMAPS.

#### Defense Statistics

|              | GP        | SOLO      | AST       | TOT       | INT      | PD       |
|--------------|-----------|-----------|-----------|-----------|----------|----------|
| 2022         | 9         | 0         | 2         | 2         | 1        | 1        |
| 2024         | 14        | 18        | 11        | 29        | 4        | 7        |
| 2025         | 4         | 2         | 5         | 7         | 0        | 3        |
| <b>Total</b> | <b>27</b> | <b>20</b> | <b>18</b> | <b>38</b> | <b>5</b> | <b>1</b> |

## JUSTIN WEAVER



*Class: Senior*

*Ht: 5'11 | Wt: 190*

*Highschool: Decatur / USMAPS*

*Hometown: Decatur, Ga.*

**5**

**CORNERBACK**

**2025:** vs. Tarleton State (8/29): Earned start and made four tackles, including two solo tackles, also had a pass breakup...at Kansas State (9/6): Started and recorded one solo tackle...vs. North Texas (9/20): Started at cornerback and made four total solo tackles...at East Carolina (9/25): Started at cornerback, made one tackle and recorded a pass breakup.

**2024:** Appeared in 14 games, logging a career high 36 total tackles (29 solo) and two interceptions...vs. Lehigh (8/30): Tallied three tackles...at FAU (9/7): Logged two tackles (one solo)...vs. Rice (9/21): Logged two tackles...at Temple (9/26): Collected a solo tackle...at Tulsa (10/5): Logged two solo tackles...vs. UAB (10/12): Logged three tackles...vs. ECU (10/19): Totaled two tackles (one solo), including a TFL, and also recorded an interception the first of his career...vs. Air Force (11/2): Tallied a career-high six tackles (five solo)...at North Texas (11/9): Made three tackles (two solo) and recorded interception late in game to seal win...vs. Notre Dame (11/23): Registered two tackles...vs. UTSA (11/30): Logged a tackle...vs. Tulane (12/6): Tied a career high six solo tackles...vs. Navy (12/14): Recorded one solo tackle...vs. Louisiana Tech (12/28): Collected two tackles, including a tackle for loss.

**2023:** Played in 11 games, playing a significant role on special teams...vs. Delaware State (9/9): Returned one punt for 24 yards...vs. Navy (12/9): Recorded one tackle.

**2022:** Appeared in one game as a freshman vs. UMass (11/26)

**Prior to West Point/Personal:** Played at Decatur High School where he logged Athlete of the Year honors in region 6AAAAA in 2020...Totaled 1,003 all-purpose yards, 46 carries for 408 Yards and one touchdown. Defensively, had 40 tackles, 32 solo and nine interceptions and two defensive touchdowns...Spent 2021 at USMAPS.

#### Defense Statistics

|              | GP        | SOLO      | AST      | TOT       | INT      |
|--------------|-----------|-----------|----------|-----------|----------|
| 2022         | 0         | 0         | 0        | 0         | 0        |
| 2023         | 11        | 1         | 0        | 1         | 0        |
| 2024         | 14        | 29        | 7        | 36        | 2        |
| 2025         | 4         | 8         | 2        | 10        | 0        |
| <b>Total</b> | <b>29</b> | <b>38</b> | <b>9</b> | <b>47</b> | <b>2</b> |

## JABRIL WILLIAMS



*Class: Senior*

*Ht: 5'10 | Wt: 190*

*Highschool: Joliet Catholic Academy / USMAPS*

*Hometown: Joliet, Ill.*

**6**

**CORNERBACK**

**2025:** vs. North Texas (9/20): Made five tackles, each solo tackles...at East Carolina (9/25): Made two solo tackles.

**2024:** Appeared in 14 games...vs. Lehigh (8/30): Posted two tackles and a pass breakup...vs. Rice (9/21): Registered two tackles and had a pass breakup...at Tulsa (10/5): Logged two solo tackles...vs. UAB (10/12): Logged a solo tackle...vs. ECU (10/19): Had two tackles. vs. Navy (12/14): Recorded two tackles including a solo tackle.

**2023:** Played in seven games, once again being a major game changer on special teams, blocking one punt that was recovered for a touchdown and recovering and returning a punt for a touchdown...vs. Holy Cross (11/11): Blocked a punt on the opening drive of the game which was recovered by Elo MODOZIE for a touchdown...vs. Coastal Carolina (11/18): Recovered a blocked punt by Brett Gerena and returned it 37 yards for a touchdown.

**2022:** Played in five games, primarily on special teams during his freshman season...vs. UConn (11/19): Blocked a punt that was recovered in the endzone for a touchdown by Miles Stewart...at UMass (11/26): Had three tackles... vs. Navy (12/10): Was part of the biggest play of the season when Noah Short blocked a Navy punt and Williams chased down the ball in the end zone, recovering for a special teams touchdown, by the thinnest of margins using every inch of the end zone to remain inbounds.

**Prior to West Point/Personal:** Was an all-state player at Joliet Catholic Academy in Joliet, Illinois...Spent 2021 at USMAPS.

#### Defense and Special Teams Statistics

|              | GP        | SOLO      | AST      | TOT       | PU BLK   | TD       |
|--------------|-----------|-----------|----------|-----------|----------|----------|
| 2022         | 5         | 2         | 1        | 3         | 1        | 1        |
| 2023         | 7         | 0         | 0        | 0         | 1        | 1        |
| 2024         | 14        | 10        | 1        | 11        | 0        | 0        |
| 2025         | 4         | 7         | 0        | 7         | 0        | 0        |
| <b>Total</b> | <b>30</b> | <b>19</b> | <b>2</b> | <b>21</b> | <b>2</b> | <b>2</b> |

## SAFETIES

### CASEY LARKIN



Class: Senior

Ht: 6'0 | Wt: 195

High School: Wall / USMAPS

Hometown: Brielle, N.J.

20

SAFETY

**2025:** vs. Tarleton State (8/29): Started and was tied for second on the team with eight tackles, with four solo tackles, also recorded a quarterback hurry...at Kansas State (9/6): Started at safety and was second on the team with six total tackles, all solo tackles...vs. North Texas (9/20): Started at safety and tied for the team-high in total tackles (7) and solo tackles (5), with a tackle for loss...at East Carolina (9/25): Started at safety and made seven total tackles, including six solo.

**2024:** Started all 14 games at safety, tying for the team lead with four interceptions and finished fourth on the team in tackles (51)...vs. Lehigh (8/30): Started at safety and totaled two tackles...at FAU (9/7): Started at safety and had two tackles (one solo)...vs. Rice (9/21): Started at safety and racked up four tackles, also recovering a blocked field goal by Elo MODOZIE and returning it 25 yards...at Temple (9/26): Started at safety and logged one tackle...at Tulsa (10/5): Started at safety and totaled four tackles (three solo)...vs. UAB (10/12): Started at safety and recorded first two career interceptions for a total of 22 yards, as well as two tackles...vs. ECU (10/19): Started at safety and recorded five total tackles (four solo). Also had one and a half tackles for loss...vs. Air Force (11/2): Started at safety and logged five tackles (four solo) to go along with a key fourth quarter interception...at North Texas (11/9): Made seven total tackles (five solo)...vs. Notre Dame (11/23): Started at safety and registered four tackles...vs. UTSA (11/30): Started at S and made a crucial fourth quarter interception to seal the victory. Finished with three tackles and two tackles for loss...vs. Tulane (12/6): Started at safety and earned two solo tackles and a pass break up... vs. Navy (12/14): Started at safety and collected six tackles (three solo), one tackle for loss and a pass break up...vs. Louisiana Tech (12/28): Made three tackles (two solo).

**2023:** Played in all 12 games with one start...Totaled 24 tackles (16 solo), one pass defended and 0.5 TFLs...vs. Delaware State (9/9): Made one tackle... Syracuse (9/23): Made his first collegiate start, recording five tackles...vs. Boston College (10/7): Logged three tackles (two solo)...vs. Troy (10/14): Tallied four tackles on the day, including one TFL for -1 yards...at LSU (10/21): Made six tackles, 4 being solo...vs. UMass (10/28): Tallied two solo tackles...vs. Holy Cross (11/11): Had three tackles...vs. Coastal Carolina (11/18): Had one tackle.


**2022:** Did not appear.

**Prior to West Point/Personal:** Was a two-time all-state selection at Wall High School...Won Offensive Player of the Year and was a two-time state champion... Spent the 2021 season at USMAPS.

#### Defense Statistics

| Season       | GP        | SOLO      | AST       | TOT        | TFL-YDS     | SACKS      | INT      | PD       |
|--------------|-----------|-----------|-----------|------------|-------------|------------|----------|----------|
| 2023         | 12        | 16        | 8         | 24         | 0.5-1       | 0-0        | 0        | 1        |
| 2024         | 14        | 36        | 15        | 51         | 6.5-13      | 0-0        | 4        | 6        |
| 2025         | 4         | 21        | 7         | 28         | 1-4         | 0-0        | 0        | 0        |
| <b>Total</b> | <b>30</b> | <b>73</b> | <b>30</b> | <b>103</b> | <b>8-18</b> | <b>0-0</b> | <b>4</b> | <b>7</b> |

### COLLIN MATTESON



Class: Senior

Ht: 6'0 | Wt: 195

High School: Oklahoma Christian School

Hometown: Edmond, Okla.

30

SAFETY

**2025:** vs. Tarleton State (8/29): Started and was tied for second on the team with eight tackles, with four solo tackles, also recorded a tackle for loss and a quarterback hurry...at Kansas State (9/6): Started at safety and recorded five solo tackles, three pass breakups and the game-sealing interception with 1:35 remaining in the game...Was named American Conference Defensive Player of the Week, PFF College Defensive Player of the Week, Lott IMPACT Trophy Player of the Week and Bronko Nagurski National Defensive Player of the Week after Week 2...vs. North Texas (9/20): Started at safety and made five total tackles, including two solo tackles.

**2024:** Appeared in all 14 games, logging 15 tackles and an interception... vs. Lehigh (8/30): Logged a tackle...at FAU (9/7): Saw playing time at safety, recording two solo tackles...vs. Rice (9/21): Recorded a tackle...at Temple (9/26): Logged a tackle...at Tulsa (10/5): Recorded three solo tackles...vs. UAB (10/12): Logged a tackle...vs. ECU (10/19): Had three total tackles...vs. UTSA (11/30): Intercepted his first career pass, halting a UTSA scoring chance as Army rallied from a second half deficit.

**2023:** Played in one game at Syracuse.

**Prior to West Point/Personal:** Stared at Oklahoma Christian School where his play garnered 2022 All-State, 2021 All-City, 2021 Little All-City, and 2022 District 2A-1 MVP honors...Totaled 52 touchdowns, 24 interceptions, 280 tackles, and 4,980 all-purpose yards in his career...Was on the Principal's Honor Roll and Cum Laude Award.

#### Defense Statistics

|              | GP        | SOLO      | AST      | TOT       | INT      | PD       |
|--------------|-----------|-----------|----------|-----------|----------|----------|
| 2023         | 1         | 0         | 0        | 0         | 0        | 0        |
| 2024         | 14        | 13        | 2        | 15        | 1        | 1        |
| 2025         | 3         | 11        | 7        | 18        | 1        | 4        |
| <b>Total</b> | <b>17</b> | <b>24</b> | <b>9</b> | <b>33</b> | <b>2</b> | <b>5</b> |

# STEPHEN NNADOZIE



Class: Junior  
Ht: 5'11 | Wt: 190  
High School: Fossil Ridge / USMAPS  
Hometown: Fort Worth, Texas

3

SAFETY

**2025:** vs. Tarleton State (8/29): Recorded one tackle...vs. North Texas (9/20): Made six total and four solo tackles, and forced the fourth quarter fumble that led to game-tying field goal...at East Carolina (9/25): Started at safety and made five total tackles, three solo, and recorded a second quarter interception at Army's 27-yard line.

**2024:** Appeared in 10 games for the Black Knights...vs. UAB (10/12): Recorded three tackles (two solo).

**2023:** Played in one game vs. Delaware State...Delaware State (9/9): Recorded one TFL for -2 yards.

**Prior to West Point/Personal:** Played at Fossil Ridge High in Keller, Texas...Tallied four interceptions, 105 Total Tackles, and 75 Solo Tackles...On the offensive side, threw a touchdown, carried the ball 31 times, and caught five passes...Was named First-Team All-District and Second-Team All-District...Ran Track and Field as well...Spent the 2022 season at USMAPS.

## Defense Statistics

|       | GP | SOLO | AST | TOT | INT | PD |
|-------|----|------|-----|-----|-----|----|
| 2023  | 1  | 1    | 0   | 1   | 0   | 0  |
| 2024  | 10 | 5    | 1   | 6   | 0   | 0  |
| 2025  | 4  | 8    | 4   | 12  | 1   | 1  |
| Total | 15 | 14   | 5   | 19  | 1   | 1  |

# LARRY PICKETT JR.



Class: Sophomore  
Ht: 6'1 | Wt: 195  
High School: Enloe / USMAPS  
Hometown: Raleigh, N.C.

22

SAFETY

**2025:** vs. Tarleton State (8/29): Recorded one tackle.

**2024:** Did not appear in any games.

**Prior to West Point/Personal:** Played at Enloe High School in North Carolina, earning two-time All-State honors, three-time All-Conference honors and earned both Offensive and Defensive Player of the Year awards....Logged 294 receiving yards and five total touchdowns as a senior...Defensively, logged 67 tackles, six interceptions and six passes defended...Also completed in Track & Field (High & Long Jump)...Was an honor roll student...Volunteers as a Youth Ambassador for Marbles Kids Museum in Raleigh, NC...Spent time in Mexico with his parents helping to build homes for the less fortunate...His uncle is former NFL defensive back, Ike Taylor who had a 12-year career with the Pittsburgh Steelers...Attended USMAPS in 2023.

# CALEB WILLIAMS



Class: Sophomore  
Ht: 5'10 | Wt: 195  
High School: Canton  
Hometown: Canton, Mich.

13

SAFETY

**2025:** vs. Tarleton State (8/29): Recorded one tackle.

**2024:** Appeared in four games...vs. UAB (10/12): Made his first appearance in Black Knight uniform and posted one tackle...vs. Tulane (12/6): Earned his first career solo tackle.

**Prior to West Point Personal:** Played at Canton High School in Canton, Mich....Garnered four-time All-Conference, three-time All-Region, and All-State selection...Was named the 2024 Athlete of the Year at Canton...Also played basketball and was a four-time All-Conference selection...Also played baseball and was a four-time All-Conference, three-time All-Region, and All-State selection...Earned the Student Athlete Award.



## EXPECTED SPECIAL TEAMS CONTRIBUTORS

### COOPER ALLAN



*Class: Senior*

*Ht: 6'1 | Wt: 217*

*High School: Independence / USMAPS*

*Hometown: Franklin, Tenn.*

**38**

**PUNTER**

#### Career Accolades

-Named a 2023 Phil Steele Preseason All-Independent first-teamer.

**2024:** Did not appear in any games.

**2023:** Played in all 12 games, serving as the primary punter...Punted 44 times for 1617 yards (36.8 avg.) with a long of 58 yards...Had 13 punts downed inside the 20-yard line and five punts over 50 yards...at ULM (9/2): Punted four times with an average of 44 yards including a career-best 52-yarder...vs. Delaware State (9/9): Punted one time for 34 yards...at UTSA (9/15): Punted twice for an average of 48.5 yards...at Syracuse (9/23): Punted five times for an average of 40.6 yards...vs. Troy (10/14): Punted five times for an average of 30.6...at LSU (10/21): Punted four times for an average of 47 yards including a career-best 58-yarder...at Air Force (11/4): Punted six times for an average of 39 yards...vs. Holy Cross (11/11): Punted three times for 126 yards (42.0 avg.) with a long of 43 and one down inside the 20-yard line... vs. Coastal Carolina (11/18): Had one punt for 42 yards down inside the 20-yard line.

**Prior to West Point/Personal:** At Independence High School in Franklin, Tenn., was a Second-Team All-State and 6a All-Region selection...Spent 2021 at US-MAPS...Majoring in Legal Studies.

| Season       | GP        | ATT       | YDS         | LONG      | AVG         | I20       |
|--------------|-----------|-----------|-------------|-----------|-------------|-----------|
| 2023         | 12        | 44        | 1617        | 58        | 36.8        | 13        |
| <b>Total</b> | <b>12</b> | <b>44</b> | <b>1617</b> | <b>58</b> | <b>38.8</b> | <b>13</b> |

### ANDERSON BRITTON



*Class: Senior*

*Ht: 5'9 | Wt: 180*

*High School: Heritage*

*Hometown: Ringgold, Ga.*

**1**

**KICKER**

**2025:** vs. Tarleton State (8/29): Kicked off five times, averaged 63.6 yards per kickoff with a pair of touchbacks...at Kansas State (9/6): Kicked off three times, averaging 55.3 yards for a total of 166 yards, with one kickoff in the fourth quarter bouncing off a Kansas State player and recovered by Cole Searight...vs. North Texas (9/20): Had six kickoffs, with a pair of touchbacks while recording a 56.5 yards per kickoff...at East Carolina (9/25): Kicked off twice for 119 total yards and a touchback.

**2024:** vs. Lehigh (8/30): Served as the kickoff specialist, kicking off seven times for 455 yards and two touchbacks, the first playing time of his career... at FAU (9/7): Served as the kickoff specialist, kicking off five times for an average of 64.6 yards per kick, while tallying four touchbacks...vs. Rice (9/21): Kicked off six times for 321 yards...at Temple (9/26): Kicked off twice for a total of 130 yards, tallying a touchback on each kick off.

**Prior to West Point/Personal:** Attended Heritage High School where he was a member of the National Honor Society, Beta club, and an honor roll student...2021 first-team all-state and was a three-time all-region selection... Majoring in Civil Engineering.

#### Kickoff Statistics

| Season       | GP       | ATT       | YDS         | AVG         | TB        | OB       |
|--------------|----------|-----------|-------------|-------------|-----------|----------|
| 2024         | 4        | 20        | 1229        | 61.5        | 8         | 1        |
| 2025         | 4        | 16        | 942         | 58.9        | 5         | 0        |
| <b>Total</b> | <b>7</b> | <b>34</b> | <b>2052</b> | <b>60.4</b> | <b>12</b> | <b>1</b> |

### DAWSON JONES



*Class: Sophomore*

*Ht: 5'11 | Wt: 190*

*High School: Marvin Ridge*

*Hometown: Waxhaw, N.C.*

**95**

**KICKER**

**2025:** vs. Tarleton State (8/29): Went three-for-three on PATs and connected on a pair of field goals, including one from 40 yards...at Kansas State (9/6): Went three-for-three on PATs and kicked a fourth quarter field goal from 35 yards...vs. North Texas (9/20): Was 5-for-5 on PATs and made a 23-yard field goal at the end of regulation to force overtime.

**2024:** Appeared in three games...vs. UAB (10/12): Kicked off twice for a total of 123 yards...vs. Louisiana Tech (12/28): Kicked off twice for a 124 yard total.

**Prior to West Point/Personal:** Played at Marvin Ridge High School in Waxhaw, N.C....Totaled five punts downed inside the 5-yard line and made a 38-yard game-winning field goal...Was named to the Queen City Senior Bowl Team...Was named an All-Conference and All-County selection and an All-State finalist...Was a National Honor Society student...Was high school teammates with Cole Searight, a defensive back on the Army football team...Also plays drums professionally.

#### Field Goal Statistics

| Season       | GP       | MADE     | ATT      | LONG      | PCT          |
|--------------|----------|----------|----------|-----------|--------------|
| 2025         | 4        | 4        | 6        | 40        | 66.67        |
| <b>Total</b> | <b>4</b> | <b>4</b> | <b>6</b> | <b>40</b> | <b>66.67</b> |

# JAMES WAGENSELLER



*Class: Junior*

*Ht: 6'3 | Wt: 225*

*Highschool: Poway / USMAPS*

*Hometown: Poway, Calif.*

46

PUNTER

**2025:** vs. Tarleton State (8/29): Punted four times with a long of 46 yards and a 38.5-yard average...at Kansas State (9/6): Punted three times with a long of 49 yards for an 45.3-yard average...at East Carolina (9/25): Punted three times for 154 yards, including a 71-yard punt downed at the one-yard line in the third quarter.

**2024:** Appeared in 12 games and finished the season with 1000 yards punting, a long of 51 yards and zero blocked punts...vs. Lehigh (8/30): Army did not punt...at FAU (9/7): Served as the punt specialist, punting the ball twice for 89 yards (44.5 avg.) while leaving one punt inside the 20 yard line...vs. Rice (9/21): Punted twice for 75 yards (37.5 avg.). Completed a pass for no gain on an attempted trick play on fourth down that did not result in a conversion...at Temple (9/26): Punted three times for 126 yards (42.0 avg)...at Tulsa (10/5): Punted twice for 74 yards (37.0 avg), both pinned inside the 20...vs. UAB (10/12): Punted twice for a total of 99 yards...vs. ECU (10/19): Punted three times for an average of 40 yards and a long of 51 yards...vs. Air Force (11/2): Punted three times with an average of 43.7 and a long of 48 yards...at North Texas (11/9): Had one punt for 44 yards...vs. Notre Dame (11/23): Punted three times for 119 yards (39.7 avg.)...vs. UTSA (11/30): Punted once for 37 yards...vs. Navy (12/14): Punted twice for 86 yards.

**2023:** Did not see game action.

**Prior to West Point/Personal:** Went to Poway High in Poway, Calif...Averaged 44.0 yards per punt his senior year...Was named All-League kicker and punter in 2021...First-team kicker/punter in Palomar League...His Father, MAJ Ward Wagenseller is a retired US Army officer, and his brother, Robert Wagenseller is a 2LT in the US Army...Played volleyball and soccer as well...Attended USMAPS during the 2022 season.

## Punting Statistics

| Season | GP | ATT | YDS  | Long | AVG  | TB | FC | I20 | 50+ |
|--------|----|-----|------|------|------|----|----|-----|-----|
| 2024   | 12 | 24  | 1000 | 51   | 41.7 | 0  | 10 | 9   | 3   |
| 2025   | 3  | 10  | 444  | 71   | 44.4 | 1  | 4  | 5   | 1   |
| Total  | 15 | 34  | 1444 | 71   | 42.5 | 1  | 14 | 14  | 4   |

# OWEN WALTER



*Class: Junior*

*Ht: 6'0 | Wt: 225*

*Highschool: Prospect / USMAPS*

*Hometown: Arlington Heights, Ill.*

55

LONG SNAPPER

**2024:** Appeared in all 14 games as the primary long snapper...at Florida Atlantic (9/7): Recorded one tackle...vs. Rice (9/21): Earned one solo tackle...vs. Navy (12/14): Collected a solo tackle.

**2023:** Did not see game action.

**Prior to West Point/Personal:** Played at Prospect High in Arlington Hts, Ill. ...All-Conference selection...all-area honors...team captain...Michael J. Keane Award winner...Attended USMAPS during the 2022 season.



**2025-26 Army West Point Football**  
**Game Results**  
**All games**

Page 1/1  
as of Sep 29, 2025

**Team Results**

|   | Date       | Opponent         |      | Score | Overall | Conf | Time | Attend |
|---|------------|------------------|------|-------|---------|------|------|--------|
|   | 08/29/2025 | Tarleton St.     | Lot2 | 27-30 | 0-1     | 0-0  | 3:58 | 23032  |
|   | 09/06/2025 | at Kansas St.    | W    | 24-21 | 1-1     | 0-0  | 3:27 | 52723  |
| * | 09/20/2025 | North Texas      | Lot1 | 38-45 | 1-2     | 0-1  | 3:55 | 28446  |
| * | 09/25/2025 | at East Carolina | L    | 6-28  | 1-3     | 0-2  | 3:10 | 32497  |





2025-26 Army West Point Football  
Overall Team Statistics  
All games

Page 1/2  
as of Sep 29, 2025

Team Statistics

|                                  | ARM           | OPP            |
|----------------------------------|---------------|----------------|
| <b>Scoring</b>                   | <b>95</b>     | <b>124</b>     |
| Points per game                  | 23.8          | 31.0           |
| Points Off Turnovers             | 3             | 28             |
| <b>First Downs</b>               | <b>82</b>     | <b>78</b>      |
| Rushing                          | 66            | 34             |
| Passing                          | 14            | 41             |
| Penalty                          | 2             | 3              |
| <b>Rushing Yardage</b>           | <b>1145</b>   | <b>675</b>     |
| Yards gained rushing             | 1224          | 728            |
| Yards lost rushing               | 79            | 53             |
| Rushing attempts                 | 257           | 152            |
| Average per rush                 | 4.5           | 4.4            |
| Average per game                 | 286.3         | 168.8          |
| TDs Rushing                      | 9             | 9              |
| <b>Passing Yardage</b>           | <b>376</b>    | <b>824</b>     |
| Comp-Att-Int                     | 28-54-3       | 72-113-2       |
| Average per pass                 | 7.0           | 7.3            |
| Average per catch                | 13.4          | 11.4           |
| Average per game                 | 94.0          | 206.0          |
| TDs Passing                      | 3             | 5              |
| <b>Total offense</b>             | <b>1521</b>   | <b>1499</b>    |
| Total plays                      | 311           | 265            |
| Average per play                 | 4.9           | 5.7            |
| Average per game                 | 380.3         | 374.8          |
| <b>Kick returns: #-Yards</b>     | <b>1-17</b>   | <b>8-213</b>   |
| <b>Punt returns: #-Yards</b>     | <b>5-60</b>   | <b>1-0</b>     |
| <b>Int returns: #-Yards</b>      | <b>2-10</b>   | <b>3-69</b>    |
| <b>Kick return average</b>       | <b>17.0</b>   | <b>26.6</b>    |
| <b>Punt return average</b>       | <b>12.0</b>   | <b>0.0</b>     |
| <b>Int return average</b>        | <b>5.0</b>    | <b>23.0</b>    |
| <b>Fumbles-Lost</b>              | <b>6-4</b>    | <b>6-2</b>     |
| <b>Penalties-Yards</b>           | <b>11-79</b>  | <b>20-153</b>  |
| Average per game                 | 19.8          | 38.3           |
| <b>Punts-Yards</b>               | <b>10-444</b> | <b>11-418</b>  |
| Average per punt                 | 44.4          | 38.0           |
| Net punt average                 | 42.4          | 34.2           |
| <b>Kickoffs-Yards</b>            | <b>16-942</b> | <b>22-1379</b> |
| Average per kick                 | 58.9          | 62.7           |
| Net kick average                 | 35.1          | 39.5           |
| <b>Time of possession / game</b> | <b>35:47</b>  | <b>24:13</b>   |
| <b>3rd-down conversion</b>       | <b>26/69</b>  | <b>22/51</b>   |
| 3rd-down pct                     | 38%           | 43%            |
| <b>4th-down conversion</b>       | <b>14/23</b>  | <b>5/10</b>    |



2025-26 Army West Point Football  
Overall Team Statistics  
All games

Page 2/2  
as of Sep 29, 2025

|                                    | ARM                 | OPP                 |
|------------------------------------|---------------------|---------------------|
| 4th-down pct                       | 61%                 | 50%                 |
| <b>Sacks by-Yards</b>              | <b>3-18</b>         | <b>2-11</b>         |
| <b>Misc Yards</b>                  | <b>0</b>            | <b>0</b>            |
| <b>Touchdowns scored</b>           | <b>12</b>           | <b>15</b>           |
| <b>Field goals - attempts</b>      | <b>4-6</b>          | <b>6-6</b>          |
| <b>On-Side kicks</b>               | <b>1-2</b>          | <b>0-0</b>          |
| <b>Red-zone scores</b>             | <b>(10-14) 71%</b>  | <b>(16-18) 89%</b>  |
| <b>Red-zone touchdowns</b>         | <b>(7-14) 50%</b>   | <b>(10-18) 56%</b>  |
| <b>PAT-attempts</b>                | <b>(11-11) 100%</b> | <b>(14-14) 100%</b> |
| <b>2-point conversion-attempts</b> | <b>(0-1) 0%</b>     | <b>(1-1) 100%</b>   |
| <b>Attendance</b>                  | <b>51478</b>        | <b>85220</b>        |
| Games / Avg per game               | 2/25739             | 2/42610             |
| Neutral site games                 | -                   | 0/0                 |

Score by Periods

| Team            | 1st | 2nd | 3rd | 4th | OT | TOT |
|-----------------|-----|-----|-----|-----|----|-----|
| Army West Point | 14  | 24  | 27  | 27  | 3  | 95  |
| Opponents       | 48  | 24  | 18  | 21  | 13 | 124 |



2025-26 Army West Point Football  
Overall Defense Statistics  
All games

Page 1/1  
as of Sep 29, 2025

Team Defense

| ## | Player             | gp       | Tackles    |            |            |              | Sacks       | Pass defense |           |          | Fumbles    |          | blkd     |          |
|----|--------------------|----------|------------|------------|------------|--------------|-------------|--------------|-----------|----------|------------|----------|----------|----------|
|    |                    |          | ua         | a          | tot        | tfl/yds      |             | int-yds      | brup      | qbh      | fr-yds     | ff       | kick     | saf      |
| 51 | Andon Thomas       | 4        | 25         | 17         | 42         | 1-1          | .           | .            | 2         | 1        | .          | .        | .        | .        |
| 20 | Casey Larkin       | 4        | 21         | 7          | 28         | 1-4          | .           | .            | .         | 1        | .          | .        | .        | .        |
| 53 | Kalib Fortner      | 4        | 18         | 8          | 26         | 5-12         | 1-6         | .            | .         | 2        | 1-0        | .        | .        | .        |
| 30 | Collin Matteson    | 3        | 11         | 7          | 18         | 0.5-1        | .           | 1-8          | 3         | 1        | .          | .        | .        | .        |
| 40 | Eric Ford          | 4        | 10         | 8          | 18         | 3.5-19       | 1-4         | .            | 1         | .        | 1-0        | 2        | .        | .        |
| 14 | Gavin Shields      | 4        | 12         | 5          | 17         | 1.5-9        | 1-8         | .            | .         | 1        | .          | .        | .        | .        |
| 3  | Stephen Nnadozie   | 4        | 8          | 4          | 12         | .            | .           | 1-2          | .         | .        | .          | 1        | .        | .        |
| 5  | Justin Weaver      | 4        | 8          | 2          | 10         | .            | .           | .            | 2         | .        | .          | .        | .        | .        |
| 99 | Jack Bousum        | 4        | 2          | 7          | 9          | 2-4          | .           | .            | .         | .        | .          | .        | .        | .        |
| 92 | Jack Latore        | 4        | 5          | 4          | 9          | 0.5-1        | .           | .            | .         | .        | .          | .        | .        | .        |
| 10 | Cole Searight      | 4        | 2          | 6          | 8          | 0.5-1        | .           | .            | 1         | .        | .          | 1        | .        | .        |
| 6  | Jabril Williams    | 4        | 7          | .          | 7          | .            | .           | .            | .         | .        | .          | .        | .        | .        |
| 62 | Jacob Tuioti       | 4        | 2          | 5          | 7          | .            | .           | .            | .         | 1        | .          | .        | .        | .        |
| 7  | Jaydan Mayes       | 4        | 2          | 5          | 7          | .            | .           | .            | 4         | .        | .          | .        | .        | .        |
| 96 | Dillon Stowers     | 4        | 2          | 4          | 6          | 0.5-0        | .           | .            | .         | .        | .          | .        | .        | .        |
| 98 | Deshontez Gray     | 4        | 5          | .          | 5          | .            | .           | .            | 1         | 1        | .          | .        | .        | .        |
| 47 | Noah Nixon         | 4        | 1          | 2          | 3          | .            | .           | .            | .         | .        | .          | .        | .        | .        |
| 95 | Matt Gemma         | 3        | .          | 2          | 2          | 0.5-1        | .           | .            | .         | .        | .          | .        | .        | .        |
| 17 | Jaxon Hammond      | 4        | 2          | .          | 2          | .            | .           | .            | 1         | .        | .          | .        | .        | .        |
| 52 | Kody Harris-Miller | 1        | .          | 1          | 1          | .            | .           | .            | .         | .        | .          | .        | .        | .        |
| 21 | Baylor Newsom      | 3        | .          | 1          | 1          | .            | .           | .            | .         | .        | .          | .        | .        | .        |
| 74 | Teddy Williams     | 4        | 1          | .          | 1          | .            | .           | .            | .         | .        | .          | .        | .        | .        |
| 1  | Anderson Britton   | 4        | 1          | .          | 1          | .            | .           | .            | .         | .        | .          | .        | .        | .        |
| 2  | Aden Self          | 4        | .          | 1          | 1          | .            | .           | .            | .         | .        | .          | .        | .        | .        |
| 3  | Cale Hellums       | 4        | 1          | .          | 1          | .            | .           | .            | .         | .        | .          | .        | .        | .        |
| 13 | Caleb Williams     | 4        | .          | 1          | 1          | .            | .           | .            | .         | .        | .          | .        | .        | .        |
| 22 | Larry Pickett Jr.  | 4        | .          | 1          | 1          | .            | .           | .            | .         | .        | .          | .        | .        | .        |
| 42 | Elijah Walton      | 3        | .          | 1          | 1          | .            | .           | .            | .         | .        | .          | .        | .        | .        |
| 84 | Brady Anderson     | 4        | 1          | .          | 1          | .            | .           | .            | .         | .        | .          | .        | .        | .        |
| 15 | Noah Short         | 4        | 1          | .          | 1          | .            | .           | .            | .         | .        | .          | .        | .        | .        |
| 94 | Javon Smith        | 2        | .          | 1          | 1          | 0.5-0        | .           | .            | .         | .        | .          | .        | .        | .        |
| 48 | Bryson Banks       | 2        | .          | 1          | 1          | .            | .           | .            | .         | .        | .          | .        | .        | .        |
|    | <b>Totals</b>      | <b>4</b> | <b>148</b> | <b>102</b> | <b>250</b> | <b>17-53</b> | <b>3-18</b> | <b>2-10</b>  | <b>15</b> | <b>8</b> | <b>2-0</b> | <b>4</b> | <b>0</b> | <b>0</b> |
|    | Opponents          | 4        | 168        | 180        | 348        | 24-54        | 2-11        | 3-69         | 3         | 12       | 4-20       | 4        | 0        | 0        |





2025-26 Army West Point Football  
Team Game Highs  
All games

Page 1/1  
as of Sep 29, 2025

Army West Point - Game Highs

|                  |      |                               |
|------------------|------|-------------------------------|
| RUSHES           | 70   | at Kansas St. (09/06/2025)    |
| YARDS RUSHING    | 387  | North Texas (09/20/2025)      |
| YARDS PER RUSH   | 5.7  | North Texas (09/20/2025)      |
| TD RUSHES        | 3    | North Texas (09/20/2025)      |
|                  | 3    | Tarleton St. (08/29/2025)     |
| PASS ATTEMPTS    | 16   | Tarleton St. (08/29/2025)     |
| PASS COMPLETIONS | 8    | at Kansas St. (09/06/2025)    |
|                  | 8    | Tarleton St. (08/29/2025)     |
| YARDS PASSING    | 131  | Tarleton St. (08/29/2025)     |
| YARDS PER PASS   | 8.2  | Tarleton St. (08/29/2025)     |
| TD PASSES        | 2    | North Texas (09/20/2025)      |
| TOTAL PLAYS      | 82   | North Texas (09/20/2025)      |
|                  | 82   | at Kansas St. (09/06/2025)    |
|                  | 82   | Tarleton St. (08/29/2025)     |
| TOTAL OFFENSE    | 488  | North Texas (09/20/2025)      |
| YARDS PER PLAY   | 6.0  | North Texas (09/20/2025)      |
| POINTS           | 38   | North Texas (09/20/2025)      |
| SACKS BY         | 2    | Tarleton St. (08/29/2025)     |
| FIRST DOWNS      | 26   | North Texas (09/20/2025)      |
| PENALTIES        | 5    | Tarleton St. (08/29/2025)     |
| PENALTY YARDS    | 35   | Tarleton St. (08/29/2025)     |
| TURNOVERS        | 3    | North Texas (09/20/2025)      |
|                  | 3    | Tarleton St. (08/29/2025)     |
| PUNTS            | 4    | Tarleton St. (08/29/2025)     |
| PUNTING AVG      | 51.3 | at East Carolina (09/25/2025) |
| LONG PUNT        | 71   | at East Carolina (09/25/2025) |
| PUNTS INSIDE 20  | 2    | at East Carolina (09/25/2025) |
|                  | 2    | at Kansas St. (09/06/2025)    |
| LONG PUNT RETURN | 32   | Tarleton St. (08/29/2025)     |



**2025-26 Army West Point Football**  
**Individual Game Highs**  
**All games**

Page 1/1  
as of Sep 29, 2025

**Army West Point - Individual Game Highs**

|                            |      |   |
|----------------------------|------|---|
| <b>RUSHES</b>              | 41   | Cale Hellums at Kansas St. (09/06/2025)         |
| <b>YARDS RUSHING</b>       | 127  | Noah Short at East Carolina (09/25/2025)        |
| <b>TD RUSHES</b>           | 2    | Cale Hellums at Kansas St. (09/06/2025)         |
| <b>LONG RUSH</b>           | 75   | Briggs Bartosh vs North Texas (09/20/2025)      |
| <b>PASS ATTEMPTS</b>       | 12   | Dewayne Coleman vs Tarleton St. (08/29/2025)    |
| <b>PASS COMPLETIONS</b>    | 7    | Cale Hellums at Kansas St. (09/06/2025)         |
|                            | 7    | Dewayne Coleman vs Tarleton St. (08/29/2025)    |
| <b>YARDS PASSING</b>       | 129  | Dewayne Coleman vs Tarleton St. (08/29/2025)    |
| <b>TD PASSES</b>           | 2    | Dewayne Coleman vs North Texas (09/20/2025)     |
| <b>LONG PASS</b>           | 68   | Dewayne Coleman vs North Texas (09/20/2025)     |
| <b>RECEPTIONS</b>          | 6    | Noah Short vs Tarleton St. (08/29/2025)         |
| <b>YARDS RECEIVING</b>     | 81   | Noah Short vs Tarleton St. (08/29/2025)         |
| <b>TD RECEPTIONS</b>       | 1    | Samari Howard vs North Texas (09/20/2025)       |
|                            | 1    | Brady Anderson vs North Texas (09/20/2025)      |
|                            | 1    | Brady Anderson at Kansas St. (09/06/2025)       |
| <b>LONG RECEPTION</b>      | 68   | Brady Anderson vs North Texas (09/20/2025)      |
| <b>PUNTS</b>               | 4    | James Wagenseller vs Tarleton St. (08/29/2025)  |
| <b>PUNTING AVG</b>         | 51.3 | James Wagenseller at East Carolina (09/25/2025) |
| <b>LONG PUNT</b>           | 71   | James Wagenseller at East Carolina (09/25/2025) |
| <b>PUNTS INSIDE 20</b>     | 2    | James Wagenseller at East Carolina (09/25/2025) |
|                            | 2    | James Wagenseller at Kansas St. (09/06/2025)    |
| <b>LONG PUNT RETURN</b>    | 32   | Lloyd Benson III vs Tarleton St. (08/29/2025)   |
| <b>LONG KICKOFF RETURN</b> | 17   | Lloyd Benson III vs Tarleton St. (08/29/2025)   |
| <b>TACKLES</b>             | 14   | Andon Thomas vs Tarleton St. (08/29/2025)       |
| <b>SACKS</b>               | 1    | Gavin Shields at East Carolina (09/25/2025)     |
|                            | 1    | Eric Ford vs Tarleton St. (08/29/2025)          |
|                            | 1    | Kalib Fortner vs Tarleton St. (08/29/2025)      |
| <b>TACKLES FOR LOSS</b>    | 2    | Kalib Fortner at Kansas St. (09/06/2025)        |
|                            | 2    | Eric Ford vs Tarleton St. (08/29/2025)          |



# 2025-26 Army West Point Football Combined Team Statistics All games

Page 1/3  
as of Sep 29, 2025

## Team Results

|   | Date       | Opponent         |      | Score | Att.  |
|---|------------|------------------|------|-------|-------|
|   | 08/29/2025 | Tarleton St.     | Lot2 | 27-30 | 23032 |
|   | 09/06/2025 | at Kansas St.    | W    | 24-21 | 52723 |
| * | 09/20/2025 | North Texas      | Lot1 | 38-45 | 28446 |
| * | 09/25/2025 | at East Carolina | L    | 6-28  | 32497 |

## Game Records

| Record         | Overall | Home | Away | Neutral |
|----------------|---------|------|------|---------|
| ALL GAMES      | 1-3     | 0-2  | 1-1  | 0-0     |
| CONFERENCE     | 0-2     | 0-1  | 0-1  | 0-0     |
| NON-CONFERENCE | 1-1     | 0-1  | 1-0  | 0-0     |

## Rushing

| Player           | gp       | att        | gain        | loss      | net         | avg        | td       | lg        | avg/g        |
|------------------|----------|------------|-------------|-----------|-------------|------------|----------|-----------|--------------|
| Dewayne Coleman  | 3        | 69         | 292         | 24        | 268         | 3.9        | 3        | 26        | 89.3         |
| Noah Short       | 4        | 38         | 272         | 16        | 256         | 6.7        | 0        | 60        | 64.0         |
| Cale Hellums     | 4        | 67         | 259         | 33        | 226         | 3.4        | 3        | 21        | 56.5         |
| Hayden Reed      | 4        | 46         | 220         | 5         | 215         | 4.7        | 2        | 37        | 53.8         |
| Briggs Bartosh   | 3        | 17         | 125         | 1         | 124         | 7.3        | 1        | 75        | 41.3         |
| Carson Smith     | 4        | 13         | 36          | 0         | 36          | 2.8        | 0        | 5         | 9.0          |
| Jake Rendina     | 3        | 4          | 13          | 0         | 13          | 3.3        | 0        | 6         | 4.3          |
| David Clerk      | 3        | 1          | 5           | 0         | 5           | 5.0        | 0        | 5         | 1.7          |
| Lloyd Benson III | 4        | 1          | 2           | 0         | 2           | 2.0        | 0        | 2         | 0.5          |
| <b>Total</b>     | <b>4</b> | <b>257</b> | <b>1224</b> | <b>79</b> | <b>1145</b> | <b>4.5</b> | <b>9</b> | <b>75</b> | <b>286.3</b> |
| <b>Opponents</b> | <b>4</b> | <b>152</b> | <b>728</b>  | <b>53</b> | <b>675</b>  | <b>4.4</b> | <b>9</b> | <b>40</b> | <b>168.8</b> |

## Passing

| Player           | gp       | effic        | comp-att-int    | pct         | yds        | td       | lg        | avg/g        |
|------------------|----------|--------------|-----------------|-------------|------------|----------|-----------|--------------|
| Dewayne Coleman  | 3        | 134.2        | 18-32-2         | 56.3        | 266        | 2        | 68        | 88.7         |
| Cale Hellums     | 4        | 75.9         | 9-20-1          | 45.0        | 58         | 1        | 18        | 14.5         |
| Noah Short       | 4        | 536.8        | 1-1-0           | 100.0       | 52         | 0        | 52        | 13.0         |
| Team             | 4        | 0.0          | 0-1-0           | 0.0         | 0          | 0        | 0         | 0.0          |
| <b>Total</b>     | <b>4</b> | <b>117.6</b> | <b>28-54-3</b>  | <b>51.9</b> | <b>376</b> | <b>3</b> | <b>68</b> | <b>94.0</b>  |
| <b>Opponents</b> | <b>4</b> | <b>136.0</b> | <b>72-113-2</b> | <b>63.7</b> | <b>824</b> | <b>5</b> | <b>41</b> | <b>206.0</b> |

## Receiving

| Player           | gp       | no.       | yds        | avg         | td       | lg        | avg/g        |
|------------------|----------|-----------|------------|-------------|----------|-----------|--------------|
| Noah Short       | 4        | 12        | 119        | 9.9         | 0        | 27        | 29.8         |
| Samari Howard    | 4        | 7         | 63         | 9.0         | 1        | 17        | 15.8         |
| Brady Anderson   | 4        | 5         | 167        | 33.4        | 2        | 68        | 41.8         |
| Hayden Reed      | 4        | 2         | 2          | 1.0         | 0        | 3         | 0.5          |
| Brady Mott       | 4        | 1         | 15         | 15.0        | 0        | 15        | 3.8          |
| Parker Poloskey  | 4        | 1         | 10         | 10.0        | 0        | 10        | 2.5          |
| <b>Total</b>     | <b>4</b> | <b>28</b> | <b>376</b> | <b>13.4</b> | <b>3</b> | <b>68</b> | <b>94.0</b>  |
| <b>Opponents</b> | <b>4</b> | <b>72</b> | <b>824</b> | <b>11.4</b> | <b>5</b> | <b>41</b> | <b>206.0</b> |

## Team Statistics

|                                    | ARM                 | OPP                 |
|------------------------------------|---------------------|---------------------|
| <b>First Downs</b>                 | <b>82</b>           | <b>78</b>           |
| Rushing                            | 66                  | 34                  |
| Passing                            | 14                  | 41                  |
| Penalty                            | 2                   | 3                   |
| <b>Rushing Yardage</b>             | <b>1145</b>         | <b>675</b>          |
| Rushing attempts                   | 257                 | 152                 |
| Average per rush                   | 4.5                 | 4.4                 |
| Average per game                   | 286.3               | 168.8               |
| TDs Rushing                        | 9                   | 9                   |
| <b>Passing Yardage</b>             | <b>376</b>          | <b>824</b>          |
| Comp-Att-Int                       | 28-54-3             | 72-113-2            |
| Average per pass                   | 7.0                 | 7.3                 |
| Average per catch                  | 13.4                | 11.4                |
| Average per game                   | 94.0                | 206.0               |
| TDs Passing                        | 3                   | 5                   |
| <b>Total offense</b>               | <b>1521</b>         | <b>1499</b>         |
| Average per play                   | 4.9                 | 5.7                 |
| Average per game                   | 380.3               | 374.8               |
| <b>Kick returns: #-Yards</b>       | <b>1-17</b>         | <b>8-213</b>        |
| <b>Punt returns: #-Yards</b>       | <b>5-60</b>         | <b>1-0</b>          |
| <b>Int returns: #-Yards</b>        | <b>2-10</b>         | <b>3-69</b>         |
| <b>Fumbles-Lost</b>                | <b>6-4</b>          | <b>6-2</b>          |
| <b>Penalties-Yards</b>             | <b>11-79</b>        | <b>20-153</b>       |
| <b>Punts-Avg</b>                   | <b>10-44.4</b>      | <b>11-38.0</b>      |
| <b>Time of possession / game</b>   | <b>35:47</b>        | <b>24:13</b>        |
| <b>3rd-down conversion</b>         | <b>26/69</b>        | <b>22/51</b>        |
| <b>4th-down conversion</b>         | <b>14/23</b>        | <b>5/10</b>         |
| <b>PAT-attempts</b>                | <b>(11-11) 100%</b> | <b>(14-14) 100%</b> |
| <b>2-point conversion-attempts</b> | <b>(0-1) 0%</b>     | <b>(1-1) 100%</b>   |

## Interceptions

| Player           | no.      | yds       | avg         | td       | lg        |
|------------------|----------|-----------|-------------|----------|-----------|
| Collin Matteson  | 1        | 8         | 8.0         | 0        | 8         |
| Stephen Nnadozie | 1        | 2         | 2.0         | 0        | 2         |
| <b>Total</b>     | <b>2</b> | <b>10</b> | <b>5.0</b>  | <b>0</b> | <b>8</b>  |
| <b>Opponents</b> | <b>3</b> | <b>69</b> | <b>23.0</b> | <b>0</b> | <b>40</b> |





2025-26 Army West Point Football  
Combined Team Statistics  
All games

Page 2/3  
as of Sep 29, 2025

#### Field Goals

| Player           | fg         | pct.         | 01-19      | 20-29      | 30-39      | 40-49      | 50-99      | lg        | blk      |
|------------------|------------|--------------|------------|------------|------------|------------|------------|-----------|----------|
| Dawson Jones     | 4-6        | 66.7         | 0-0        | 2-2        | 1-2        | 1-2        | 0-0        | 40        | 0        |
| <b>Opponents</b> | <b>6-6</b> | <b>100.0</b> | <b>0-0</b> | <b>2-2</b> | <b>4-4</b> | <b>0-0</b> | <b>0-0</b> | <b>38</b> | <b>0</b> |

#### Scoring

| Player           | td        | fg         | PAT          |          |          |          |          |          | pts        |
|------------------|-----------|------------|--------------|----------|----------|----------|----------|----------|------------|
|                  |           |            | kick         | rush     | rcv      | pass     | dxp      | saf      |            |
| Dawson Jones     | -         | 4-6        | 11-11        | -        | -        | -        | -        | -        | 23         |
| Dewayne Coleman  | 3         | -          | -            | -        | -        | -        | -        | -        | 18         |
| Cale Hellums     | 3         | -          | -            | -        | -        | -        | -        | -        | 18         |
| Hayden Reed      | 2         | -          | -            | -        | -        | -        | -        | -        | 12         |
| Brady Anderson   | 2         | -          | -            | -        | -        | -        | -        | -        | 12         |
| Samari Howard    | 1         | -          | -            | -        | -        | -        | -        | -        | 6          |
| Briggs Bartosh   | 1         | -          | -            | -        | -        | -        | -        | -        | 6          |
| <b>Total</b>     | <b>12</b> | <b>4-6</b> | <b>11-11</b> | <b>0</b> | <b>0</b> | <b>0</b> | <b>0</b> | <b>0</b> | <b>95</b>  |
| <b>Opponents</b> | <b>15</b> | <b>6-6</b> | <b>14-14</b> | <b>0</b> | <b>1</b> | <b>1</b> | <b>0</b> | <b>0</b> | <b>124</b> |

#### Score by Periods

| Team            | 1st | 2nd | 3rd | 4th | OT | TOT |
|-----------------|-----|-----|-----|-----|----|-----|
| Army West Point | 14  | 24  | 27  | 27  | 3  | 95  |
| Opponents       | 48  | 24  | 18  | 21  | 13 | 124 |

#### Punting

| Player            | no.       | yds        | avg         | lg        | tb       | fc       | i20      | 50+      | blk      |
|-------------------|-----------|------------|-------------|-----------|----------|----------|----------|----------|----------|
| James Wagenseller | 10        | 444        | 44.4        | 71        | 1        | 4        | 5        | 1        | 0        |
| <b>Total</b>      | <b>10</b> | <b>444</b> | <b>44.4</b> | <b>71</b> | <b>1</b> | <b>4</b> | <b>5</b> | <b>1</b> | <b>0</b> |
| <b>Opponents</b>  | <b>11</b> | <b>418</b> | <b>38.0</b> | <b>50</b> | <b>1</b> | <b>0</b> | <b>2</b> | <b>1</b> | <b>0</b> |

#### Punt Returns

| Player           | no.      | yds       | avg         | td       | lg        |
|------------------|----------|-----------|-------------|----------|-----------|
| Lloyd Benson III | 4        | 60        | 15.0        | 0        | 32        |
| Aden Self        | 1        | 0         | 0.0         | 0        | 0         |
| <b>Total</b>     | <b>5</b> | <b>60</b> | <b>12.0</b> | <b>0</b> | <b>32</b> |
| <b>Opponents</b> | <b>1</b> | <b>0</b>  | <b>0.0</b>  | <b>0</b> | <b>0</b>  |

#### Kick Returns

| Player           | no.      | yds        | avg         | td       | lg        |
|------------------|----------|------------|-------------|----------|-----------|
| Lloyd Benson III | 1        | 17         | 17.0        | 0        | 17        |
| <b>Total</b>     | <b>1</b> | <b>17</b>  | <b>17.0</b> | <b>0</b> | <b>17</b> |
| <b>Opponents</b> | <b>8</b> | <b>213</b> | <b>26.6</b> | <b>1</b> | <b>99</b> |

#### All Purpose

| Player           | g        | rush        | rcv        | pr        | kr         | ir        | total       | avg/g        |
|------------------|----------|-------------|------------|-----------|------------|-----------|-------------|--------------|
| Noah Short       | 4        | 256         | 119        | 0         | 0          | 0         | 375         | 93.8         |
| Dewayne Coleman  | 3        | 268         | 0          | 0         | 0          | 0         | 268         | 89.3         |
| Cale Hellums     | 4        | 226         | 0          | 0         | 0          | 0         | 226         | 56.5         |
| Hayden Reed      | 4        | 215         | 2          | 0         | 0          | 0         | 217         | 54.3         |
| Brady Anderson   | 4        | 0           | 167        | 0         | 0          | 0         | 167         | 41.8         |
| Briggs Bartosh   | 3        | 124         | 0          | 0         | 0          | 0         | 124         | 41.3         |
| Lloyd Benson III | 4        | 2           | 0          | 60        | 17         | 0         | 79          | 19.8         |
| Samari Howard    | 4        | 0           | 63         | 0         | 0          | 0         | 63          | 15.8         |
| Carson Smith     | 4        | 36          | 0          | 0         | 0          | 0         | 36          | 9.0          |
| Brady Mott       | 4        | 0           | 15         | 0         | 0          | 0         | 15          | 3.8          |
| Jake Rendina     | 3        | 13          | 0          | 0         | 0          | 0         | 13          | 4.3          |
| Parker Poloskey  | 4        | 0           | 10         | 0         | 0          | 0         | 10          | 2.5          |
| Collin Matteson  | 3        | 0           | 0          | 0         | 0          | 8         | 8           | 2.7          |
| David Clerk      | 3        | 5           | 0          | 0         | 0          | 0         | 5           | 1.7          |
| Stephen Nnadozie | 4        | 0           | 0          | 0         | 0          | 2         | 2           | 0.5          |
| <b>Total</b>     | <b>4</b> | <b>1145</b> | <b>376</b> | <b>60</b> | <b>17</b>  | <b>10</b> | <b>1608</b> | <b>402.0</b> |
| <b>Opponents</b> | <b>4</b> | <b>675</b>  | <b>824</b> | <b>0</b>  | <b>213</b> | <b>69</b> | <b>1781</b> | <b>445.3</b> |

#### Total Offense

| Player           | g        | plays      | rush        | pass       | total       | avg/g        |
|------------------|----------|------------|-------------|------------|-------------|--------------|
| Dewayne Coleman  | 3        | 101        | 268         | 266        | 534         | 178.0        |
| Noah Short       | 4        | 39         | 256         | 52         | 308         | 77.0         |
| Cale Hellums     | 4        | 87         | 226         | 58         | 284         | 71.0         |
| Hayden Reed      | 4        | 46         | 215         | 0          | 215         | 53.8         |
| Briggs Bartosh   | 3        | 17         | 124         | 0          | 124         | 41.3         |
| Carson Smith     | 4        | 13         | 36          | 0          | 36          | 9.0          |
| Jake Rendina     | 3        | 4          | 13          | 0          | 13          | 4.3          |
| David Clerk      | 3        | 1          | 5           | 0          | 5           | 1.7          |
| Lloyd Benson III | 4        | 1          | 2           | 0          | 2           | 0.5          |
| <b>Total</b>     | <b>4</b> | <b>311</b> | <b>1145</b> | <b>376</b> | <b>1521</b> | <b>380.3</b> |
| <b>Opponents</b> | <b>4</b> | <b>265</b> | <b>675</b>  | <b>824</b> | <b>1499</b> | <b>374.8</b> |



2025-26 Army West Point Football  
Combined Team Statistics  
All games

Page 3/3  
as of Sep 29, 2025

Team Defense

| ##            | Player             | gp       | Tackles    |            |            |              | Sacks       | Pass defense |           |          | Fumbles    |          | blkd     |          |
|---------------|--------------------|----------|------------|------------|------------|--------------|-------------|--------------|-----------|----------|------------|----------|----------|----------|
|               |                    |          | ua         | a          | tot        | tfl/yds      |             | int-yds      | brup      | qbh      | fr-yds     | ff       | kick     | saf      |
| 51            | Andon Thomas       | 4        | 25         | 17         | 42         | 1-1          | .           | .            | 2         | 1        | .          | .        | .        | .        |
| 20            | Casey Larkin       | 4        | 21         | 7          | 28         | 1-4          | .           | .            | .         | 1        | .          | .        | .        | .        |
| 53            | Kalib Fortner      | 4        | 18         | 8          | 26         | 5-12         | 1-6         | .            | .         | 2        | 1-0        | .        | .        | .        |
| 30            | Collin Matteson    | 3        | 11         | 7          | 18         | 0.5-1        | .           | 1-8          | 3         | 1        | .          | .        | .        | .        |
| 40            | Eric Ford          | 4        | 10         | 8          | 18         | 3.5-19       | 1-4         | .            | 1         | .        | 1-0        | 2        | .        | .        |
| 14            | Gavin Shields      | 4        | 12         | 5          | 17         | 1.5-9        | 1-8         | .            | .         | 1        | .          | .        | .        | .        |
| 3             | Stephen Nnadozie   | 4        | 8          | 4          | 12         | .            | .           | 1-2          | .         | .        | .          | 1        | .        | .        |
| 5             | Justin Weaver      | 4        | 8          | 2          | 10         | .            | .           | .            | 2         | .        | .          | .        | .        | .        |
| 92            | Jack Latore        | 4        | 5          | 4          | 9          | 0.5-1        | .           | .            | .         | .        | .          | .        | .        | .        |
| 99            | Jack Bousum        | 4        | 2          | 7          | 9          | 2-4          | .           | .            | .         | .        | .          | .        | .        | .        |
| 10            | Cole Searight      | 4        | 2          | 6          | 8          | 0.5-1        | .           | .            | 1         | .        | .          | 1        | .        | .        |
| 6             | Jabril Williams    | 4        | 7          | .          | 7          | .            | .           | .            | .         | .        | .          | .        | .        | .        |
| 7             | Jaydan Mayes       | 4        | 2          | 5          | 7          | .            | .           | .            | 4         | .        | .          | .        | .        | .        |
| 62            | Jacob Tuioti       | 4        | 2          | 5          | 7          | .            | .           | .            | .         | 1        | .          | .        | .        | .        |
| 96            | Dillon Stowers     | 4        | 2          | 4          | 6          | 0.5-0        | .           | .            | .         | .        | .          | .        | .        | .        |
| 98            | Deshontez Gray     | 4        | 5          | .          | 5          | .            | .           | .            | 1         | 1        | .          | .        | .        | .        |
| 47            | Noah Nixon         | 4        | 1          | 2          | 3          | .            | .           | .            | .         | .        | .          | .        | .        | .        |
| 17            | Jaxon Hammond      | 4        | 2          | .          | 2          | .            | .           | .            | 1         | .        | .          | .        | .        | .        |
| 95            | Matt Gemma         | 3        | .          | 2          | 2          | 0.5-1        | .           | .            | .         | .        | .          | .        | .        | .        |
| 1             | Anderson Britton   | 4        | 1          | .          | 1          | .            | .           | .            | .         | .        | .          | .        | .        | .        |
| 15            | Noah Short         | 4        | 1          | .          | 1          | .            | .           | .            | .         | .        | .          | .        | .        | .        |
| 3             | Cale Hellums       | 4        | 1          | .          | 1          | .            | .           | .            | .         | .        | .          | .        | .        | .        |
| 21            | Baylor Newsom      | 3        | .          | 1          | 1          | .            | .           | .            | .         | .        | .          | .        | .        | .        |
| 52            | Kody Harris-Miller | 1        | .          | 1          | 1          | .            | .           | .            | .         | .        | .          | .        | .        | .        |
| 74            | Teddy Williams     | 4        | 1          | .          | 1          | .            | .           | .            | .         | .        | .          | .        | .        | .        |
| 2             | Aden Self          | 4        | .          | 1          | 1          | .            | .           | .            | .         | .        | .          | .        | .        | .        |
| 13            | Caleb Williams     | 4        | .          | 1          | 1          | .            | .           | .            | .         | .        | .          | .        | .        | .        |
| 22            | Larry Pickett Jr.  | 4        | .          | 1          | 1          | .            | .           | .            | .         | .        | .          | .        | .        | .        |
| 42            | Elijah Walton      | 3        | .          | 1          | 1          | .            | .           | .            | .         | .        | .          | .        | .        | .        |
| 84            | Brady Anderson     | 4        | 1          | .          | 1          | .            | .           | .            | .         | .        | .          | .        | .        | .        |
| 94            | Javon Smith        | 2        | .          | 1          | 1          | 0.5-0        | .           | .            | .         | .        | .          | .        | .        | .        |
| 48            | Bryson Banks       | 2        | .          | 1          | 1          | .            | .           | .            | .         | .        | .          | .        | .        | .        |
| <b>Totals</b> |                    | <b>4</b> | <b>148</b> | <b>102</b> | <b>250</b> | <b>17-53</b> | <b>3-18</b> | <b>2-10</b>  | <b>15</b> | <b>8</b> | <b>2-0</b> | <b>4</b> | <b>0</b> | <b>0</b> |
| Opponents     |                    | 4        | 168        | 180        | 348        | 24-54        | 2-11        | 3-69         | 3         | 12       | 4-20       | 4        | 0        | 0        |



**2025-26 Army West Point Football**  
**Games Played**  
**All games**

Page 1/3  
as of Sep 29, 2025

| ## | Player               | GP-GS | TSU   | KState | UNT   | ECU   |
|----|----------------------|-------|-------|--------|-------|-------|
| 1  | Zach Mundell         | 0/0   | ...   | ...    | ...   | ...   |
| 1  | Anderson Britton     | 4/0   | XXX   | XXX    | XXX   | XXX   |
| 1  | Harrison Mass        | 0/0   | ...   | ...    | ...   | ...   |
| 2  | Aden Self            | 4/0   | XXX   | XXX    | XXX   | XXX   |
| 3  | Cale Hellums         | 4/2   | XXX   | START  | START | XXX   |
| 3  | Stephen Nnadozie     | 4/1   | XXX   | XXX    | XXX   | START |
| 4  | Liam Fortner         | 3/1   | ...   | START  | XXX   | XXX   |
| 4  | CJ Martin            | 4/0   | XXX   | XXX    | XXX   | XXX   |
| 4  | Nathan Adejokun      | 0/0   | ...   | ...    | ...   | ...   |
| 5  | Jarel Dickson        | 0/0   | ...   | ...    | ...   | ...   |
| 5  | Justin Weaver        | 4/4   | START | START  | START | START |
| 6  | Jabril Williams      | 4/0   | XXX   | XXX    | XXX   | XXX   |
| 6  | Bryson Luter         | 0/0   | ...   | ...    | ...   | ...   |
| 7  | Jaydan Mayes         | 4/4   | START | START  | START | START |
| 7  | Godspower Nwawuihe   | 0/0   | ...   | ...    | ...   | ...   |
| 7  | JD Sparks            | 0/0   | ...   | ...    | ...   | ...   |
| 8  | Hayden Reed          | 4/4   | START | START  | START | START |
| 8  | Jaylen Jones         | 0/0   | ...   | ...    | ...   | ...   |
| 8  | Julian Porter        | 2/0   | XXX   | ...    | ...   | XXX   |
| 9  | Rob Houston          | 2/0   | XXX   | XXX    | ...   | ...   |
| 9  | Ethan Washington     | 0/0   | ...   | ...    | ...   | ...   |
| 10 | Dewayne Coleman      | 3/2   | START | ...    | XXX   | START |
| 10 | Cole Searight        | 4/0   | XXX   | XXX    | XXX   | XXX   |
| 11 | Tobi Olawole         | 2/0   | ...   | ...    | XXX   | XXX   |
| 11 | David Thom-Rogers    | 0/0   | ...   | ...    | ...   | ...   |
| 13 | Caleb Williams       | 4/0   | XXX   | XXX    | XXX   | XXX   |
| 13 | Blake Owen           | 0/0   | ...   | ...    | ...   | ...   |
| 14 | Gavin Shields        | 4/4   | START | START  | START | START |
| 15 | Noah Short           | 4/4   | START | START  | START | START |
| 16 | Trey Tremba          | 1/0   | XXX   | ...    | ...   | ...   |
| 16 | Landin Hoepfner      | 0/0   | ...   | ...    | ...   | ...   |
| 16 | Zane Tallman         | 4/0   | XXX   | XXX    | XXX   | XXX   |
| 17 | Jaxon Hammond        | 4/0   | XXX   | XXX    | XXX   | XXX   |
| 18 | Brady Mott           | 4/0   | XXX   | XXX    | XXX   | XXX   |
| 18 | Devan Moss           | 0/0   | ...   | ...    | ...   | ...   |
| 19 | Sabastian Shannon    | 3/0   | XXX   | ...    | XXX   | XXX   |
| 20 | Casey Larkin         | 4/4   | START | START  | START | START |
| 20 | Tim Kloska           | 1/0   | ...   | ...    | XXX   | ...   |
| 21 | Baylor Newsom        | 3/0   | ...   | XXX    | XXX   | XXX   |
| 22 | Larry Pickett Jr.    | 4/0   | XXX   | XXX    | XXX   | XXX   |
| 22 | BJ Alleyne           | 0/0   | ...   | ...    | ...   | ...   |
| 23 | Lloyd Benson III     | 4/0   | XXX   | XXX    | XXX   | XXX   |
| 23 | Max Phenicie         | 0/0   | ...   | ...    | ...   | ...   |
| 25 | Ish Taylor           | 2/0   | ...   | ...    | XXX   | XXX   |
| 25 | Stratton Fuller      | 0/0   | ...   | ...    | ...   | ...   |
| 26 | David Clerk          | 3/0   | ...   | XXX    | XXX   | XXX   |
| 26 | Elijah Easley        | 0/0   | ...   | ...    | ...   | ...   |
| 27 | Samari Howard        | 4/4   | START | START  | START | START |
| 27 | JT Poynton           | 0/0   | ...   | ...    | ...   | ...   |
| 28 | Jayden Walker        | 0/0   | ...   | ...    | ...   | ...   |
| 28 | Brian Barton         | 0/0   | ...   | ...    | ...   | ...   |
| 29 | Briggs Bartosh       | 3/0   | ...   | XXX    | XXX   | XXX   |
| 29 | Kai Woolfolk         | 0/0   | ...   | ...    | ...   | ...   |
| 30 | Collin Matteson      | 3/3   | START | START  | START | ...   |
| 31 | Charlie Barnett      | 0/0   | ...   | ...    | ...   | ...   |
| 31 | Caden Brungard       | 0/0   | ...   | ...    | ...   | ...   |
| 32 | Christopher Williams | 4/0   | XXX   | XXX    | XXX   | XXX   |
| 32 | Stroman Bridges      | 0/0   | ...   | ...    | ...   | ...   |
| 33 | Jake Rendina         | 3/0   | XXX   | XXX    | ...   | XXX   |
| 33 | Kayvion Freeman      | 0/0   | ...   | ...    | ...   | ...   |





2025-26 Army West Point Football  
Games Played  
All games

Page 2/3  
as of Sep 29, 2025

| ## | Player                | GP-GS | TSU   | KState | UNT   | ECU   |
|----|-----------------------|-------|-------|--------|-------|-------|
| 34 | Carson Smith          | 4/0   | XXX   | XXX    | XXX   | XXX   |
| 34 | Victor Afolabi        | 0/0   | ...   | ...    | ...   | ...   |
| 36 | Isaiah Birl           | 0/0   | ...   | ...    | ...   | ...   |
| 36 | Demani Stewart        | 0/0   | ...   | ...    | ...   | ...   |
| 37 | Daniel Ogordi         | 0/0   | ...   | ...    | ...   | ...   |
| 37 | Ian Cline             | 0/0   | ...   | ...    | ...   | ...   |
| 38 | Cooper Allan          | 3/0   | XXX   | XXX    | XXX   | ...   |
| 38 | Brennan Fisher        | 0/0   | ...   | ...    | ...   | ...   |
| 38 | Nolan Johnson         | 0/0   | ...   | ...    | ...   | ...   |
| 39 | Chace Knox            | 0/0   | ...   | ...    | ...   | ...   |
| 39 | AJ Barbat             | 0/0   | ...   | ...    | ...   | ...   |
| 39 | Harrison Orr          | 0/0   | ...   | ...    | ...   | ...   |
| 40 | Eric Ford             | 4/4   | START | START  | START | START |
| 40 | Tucker James          | 0/0   | ...   | ...    | ...   | ...   |
| 42 | Elijah Walton         | 3/0   | XXX   | ...    | XXX   | XXX   |
| 42 | Jaden Pydyn           | 0/0   | ...   | ...    | ...   | ...   |
| 43 | Khaled Waliagha       | 0/0   | ...   | ...    | ...   | ...   |
| 44 | Jake Lindsey          | 3/0   | XXX   | ...    | XXX   | XXX   |
| 44 | Parker Poloskey       | 4/4   | START | START  | START | START |
| 45 | Campbell Sager        | 0/0   | ...   | ...    | ...   | ...   |
| 45 | Adam Buffington       | 0/0   | ...   | ...    | ...   | ...   |
| 46 | James Wagenseller     | 3/0   | XXX   | XXX    | ...   | XXX   |
| 46 | Nick McGlynn          | 0/0   | ...   | ...    | ...   | ...   |
| 46 | Mason Smith           | 0/0   | ...   | ...    | ...   | ...   |
| 47 | Noah Nixon            | 4/0   | XXX   | XXX    | XXX   | XXX   |
| 48 | Bryson Banks          | 2/0   | ...   | ...    | XXX   | XXX   |
| 49 | Christian Yousefzadeh | 3/0   | ...   | XXX    | XXX   | XXX   |
| 50 | Braden Bartosh        | 3/0   | XXX   | XXX    | XXX   | ...   |
| 50 | Jackson Weingart      | 0/0   | ...   | ...    | ...   | ...   |
| 51 | Andon Thomas          | 4/4   | START | START  | START | START |
| 51 | Brady Small           | 4/4   | START | START  | START | START |
| 52 | Kody Harris-Miller    | 1/1   | START | ...    | ...   | ...   |
| 52 | Mack O'Halloran       | 0/0   | ...   | ...    | ...   | ...   |
| 53 | Kalib Fortner         | 4/4   | START | START  | START | START |
| 53 | James Bland           | 0/0   | ...   | ...    | ...   | ...   |
| 53 | JB Cook               | 0/0   | ...   | ...    | ...   | ...   |
| 54 | Tanner Bivins         | 0/0   | ...   | ...    | ...   | ...   |
| 54 | Carson Daniell        | 0/0   | ...   | ...    | ...   | ...   |
| 55 | Owen Walter           | 4/0   | XXX   | XXX    | XXX   | XXX   |
| 55 | Jacob Mainord         | 0/0   | ...   | ...    | ...   | ...   |
| 56 | Tyler Lee             | 1/0   | ...   | XXX    | ...   | ...   |
| 56 | Nick Buchys           | 0/0   | ...   | ...    | ...   | ...   |
| 57 | Nick Moore            | 0/0   | ...   | ...    | ...   | ...   |
| 57 | Sam Zagame            | 0/0   | ...   | ...    | ...   | ...   |
| 57 | Dominic Bruce         | 0/0   | ...   | ...    | ...   | ...   |
| 58 | Henry Appleton        | 4/4   | START | START  | START | START |
| 58 | Jacob Hinton          | 0/0   | ...   | ...    | ...   | ...   |
| 58 | Jaquavious Moss       | 0/0   | ...   | ...    | ...   | ...   |
| 59 | Will Jeffcoat         | 4/4   | START | START  | START | START |
| 59 | Xavier Ryan           | 0/0   | ...   | ...    | ...   | ...   |
| 60 | Sam Waters            | 0/0   | ...   | ...    | ...   | ...   |
| 62 | Jacob Tuioti          | 4/3   | XXX   | START  | START | START |
| 62 | Will Mack             | 0/0   | ...   | ...    | ...   | ...   |
| 63 | Ben Britton           | 0/0   | ...   | ...    | ...   | ...   |
| 64 | Brandon Wraalstad     | 0/0   | ...   | ...    | ...   | ...   |
| 64 | Christopher Broberg   | 0/0   | ...   | ...    | ...   | ...   |
| 65 | Zach Tomosovich       | 0/0   | ...   | ...    | ...   | ...   |
| 66 | Drew Prieto           | 0/0   | ...   | ...    | ...   | ...   |
| 67 | Wes Shaw              | 0/0   | ...   | ...    | ...   | ...   |
| 67 | Ryan Snipes           | 0/0   | ...   | ...    | ...   | ...   |



2025-26 Army West Point Football  
Games Played  
All games

Page 3/3  
as of Sep 29, 2025

| ## | Player             | GP-GS | TSU   | KState | UNT   | ECU   |
|----|--------------------|-------|-------|--------|-------|-------|
| 68 | Josh Manecke       | 0/0   | ...   | ...    | ...   | ...   |
| 68 | Kieran Garris      | 0/0   | ...   | ...    | ...   | ...   |
| 69 | Miles Hagan        | 0/0   | ...   | ...    | ...   | ...   |
| 70 | Braeden Helmkamp   | 0/0   | ...   | ...    | ...   | ...   |
| 70 | Gregory Meidl      | 0/0   | ...   | ...    | ...   | ...   |
| 71 | Paolo Gennarelli   | 4/4   | START | START  | START | START |
| 72 | Lane Parks         | 3/0   | XXX   | XXX    | XXX   | ...   |
| 73 | Ned Brady          | 2/0   | XXX   | ...    | XXX   | ...   |
| 73 | Ben Konopka        | 0/0   | ...   | ...    | ...   | ...   |
| 74 | Teddy Williams     | 4/4   | START | START  | START | START |
| 75 | Kyle Kloska        | 0/0   | ...   | ...    | ...   | ...   |
| 76 | Max Stober         | 0/0   | ...   | ...    | ...   | ...   |
| 76 | Tim Savchuk        | 0/0   | ...   | ...    | ...   | ...   |
| 77 | Chuck Johnson      | 0/0   | ...   | ...    | ...   | ...   |
| 77 | Kyle Baltazar      | 0/0   | ...   | ...    | ...   | ...   |
| 78 | Xavier Archawski   | 3/0   | XXX   | XXX    | XXX   | ...   |
| 79 | Jonah Zimmerman    | 0/0   | ...   | ...    | ...   | ...   |
| 79 | Jack Manning       | 0/0   | ...   | ...    | ...   | ...   |
| 80 | Brian Dyer         | 4/0   | XXX   | XXX    | XXX   | XXX   |
| 81 | Kofi Eduful        | 0/0   | ...   | ...    | ...   | ...   |
| 82 | Brian Ray III      | 0/0   | ...   | ...    | ...   | ...   |
| 83 | Kurt Thompson      | 4/0   | XXX   | XXX    | XXX   | XXX   |
| 83 | William Brockmeier | 0/0   | ...   | ...    | ...   | ...   |
| 84 | CJ Bowens          | 0/0   | ...   | ...    | ...   | ...   |
| 84 | Brady Anderson     | 4/3   | START | XXX    | START | START |
| 85 | Noah Prior         | 2/0   | XXX   | ...    | XXX   | ...   |
| 85 | Xander Walker      | 0/0   | ...   | ...    | ...   | ...   |
| 86 | Tex Brannan        | 4/0   | XXX   | XXX    | XXX   | XXX   |
| 86 | Jacob Cotterill    | 0/0   | ...   | ...    | ...   | ...   |
| 87 | James Rothstein    | 0/0   | ...   | ...    | ...   | ...   |
| 87 | Jadon Bumbaugh     | 0/0   | ...   | ...    | ...   | ...   |
| 88 | Donovan Poe        | 0/0   | ...   | ...    | ...   | ...   |
| 88 | Jakiel Kendricks   | 0/0   | ...   | ...    | ...   | ...   |
| 89 | Kavon Pointer      | 2/0   | XXX   | XXX    | ...   | ...   |
| 89 | Dean Gee, Jr       | 0/0   | ...   | ...    | ...   | ...   |
| 90 | Amir Ali           | 0/0   | ...   | ...    | ...   | ...   |
| 90 | Bryson Hosea       | 0/0   | ...   | ...    | ...   | ...   |
| 90 | Joshua Greer       | 0/0   | ...   | ...    | ...   | ...   |
| 91 | Sean Donovan       | 0/0   | ...   | ...    | ...   | ...   |
| 91 | Charles Daly       | 0/0   | ...   | ...    | ...   | ...   |
| 91 | Joey Scardina      | 0/0   | ...   | ...    | ...   | ...   |
| 92 | Jack Latore        | 4/4   | START | START  | START | START |
| 92 | Abram Edwards      | 0/0   | ...   | ...    | ...   | ...   |
| 93 | Grayson Baker      | 0/0   | ...   | ...    | ...   | ...   |
| 93 | Andrew Astone      | 0/0   | ...   | ...    | ...   | ...   |
| 94 | Javon Smith        | 2/0   | ...   | ...    | XXX   | XXX   |
| 95 | Matt Gemma         | 3/0   | ...   | XXX    | XXX   | XXX   |
| 95 | Dawson Jones       | 3/0   | XXX   | XXX    | XXX   | ...   |
| 96 | Dillon Stowers     | 4/0   | XXX   | XXX    | XXX   | XXX   |
| 96 | Luca Guerra        | 0/0   | ...   | ...    | ...   | ...   |
| 97 | Cael Newton        | 0/0   | ...   | ...    | ...   | ...   |
| 97 | Jake Hulstein      | 0/0   | ...   | ...    | ...   | ...   |
| 98 | Deshontez Gray     | 4/1   | START | XXX    | XXX   | XXX   |
| 98 | Matthew Faulk      | 0/0   | ...   | ...    | ...   | ...   |
| 99 | Jack Bousum        | 4/3   | XXX   | START  | START | START |



2025-26 Army West Point Football  
Total Tackles Game-by-Game  
All games

Page 1/1  
as of Sep 29, 2025

Total Tackles

| Player             | S-A   | Total | TSU | KState | UNT | ECU |
|--------------------|-------|-------|-----|--------|-----|-----|
| Andon Thomas       | 25-17 | 42    | 9-5 | 8-1    | 2-4 | 6-7 |
| Casey Larkin       | 21-7  | 28    | 4-4 | 6-0    | 5-2 | 6-1 |
| Kalib Fortner      | 18-8  | 26    | 3-3 | 3-0    | 4-2 | 8-3 |
| Collin Matteson    | 11-7  | 18    | 4-4 | 5-0    | 2-3 | DNP |
| Eric Ford          | 10-8  | 18    | 4-4 | -      | 5-2 | 1-2 |
| Gavin Shields      | 12-5  | 17    | 1-1 | 3-0    | 2-2 | 6-2 |
| Stephen Nnadozie   | 8-4   | 12    | 1-0 | -      | 4-2 | 3-2 |
| Justin Weaver      | 8-2   | 10    | 2-2 | 1-0    | 4-0 | 1-0 |
| Jack Latore        | 5-4   | 9     | 2-2 | -      | 2-0 | 1-2 |
| Jack Bousum        | 2-7   | 9     | 1-2 | -      | 0-2 | 1-3 |
| Cole Searight      | 2-6   | 8     | 0-1 | 0-1    | 0-2 | 2-2 |
| Jabril Williams    | 7-0   | 7     | -   | -      | 5-0 | 2-0 |
| Jaydan Mayes       | 2-5   | 7     | 0-1 | 1-2    | 0-2 | 1-0 |
| Jacob Tuioti       | 2-5   | 7     | -   | -      | 0-3 | 2-2 |
| Dillon Stowers     | 2-4   | 6     | 0-2 | -      | 2-1 | 0-1 |
| Deshontez Gray     | 5-0   | 5     | 1-0 | 1-0    | 3-0 | -   |
| Noah Nixon         | 1-2   | 3     | -   | -      | 0-1 | 1-1 |
| Jaxon Hammond      | 2-0   | 2     | 1-0 | 1-0    | -   | -   |
| Matt Gemma         | 0-2   | 2     | DNP | -      | 0-1 | 0-1 |
| Anderson Britton   | 1-0   | 1     | -   | -      | 1-0 | -   |
| Cale Hellums       | 1-0   | 1     | -   | -      | 1-0 | -   |
| Noah Short         | 1-0   | 1     | 1-0 | -      | -   | -   |
| Teddy Williams     | 1-0   | 1     | 1-0 | -      | -   | -   |
| Brady Anderson     | 1-0   | 1     | -   | -      | 1-0 | -   |
| Aden Self          | 0-1   | 1     | 0-1 | -      | -   | -   |
| Caleb Williams     | 0-1   | 1     | 0-1 | -      | -   | -   |
| Baylor Newsom      | 0-1   | 1     | DNP | -      | -   | 0-1 |
| Larry Pickett Jr.  | 0-1   | 1     | 0-1 | -      | -   | -   |
| Elijah Walton      | 0-1   | 1     | -   | DNP    | 0-1 | -   |
| Bryson Banks       | 0-1   | 1     | DNP | DNP    | -   | 0-1 |
| Kody Harris-Miller | 0-1   | 1     | 0-1 | DNP    | DNP | DNP |
| Javon Smith        | 0-1   | 1     | DNP | DNP    | -   | 0-1 |





**2025-26 Army West Point Football**  
**Sacks Game-by-Game**  
**All games**

Page 1/1  
as of Sep 29, 2025

| Player        | UA-A | Total | TSU | KState | UNT | ECU |
|---------------|------|-------|-----|--------|-----|-----|
| Gavin Shields | 1-0  | 1     | -   | -      | -   | 1-8 |
| Eric Ford     | 1-0  | 1     | 1-4 | -      | -   | -   |
| Kalib Fortner | 1-0  | 1     | 1-6 | -      | -   | -   |



2025-26 Army West Point Football  
Returns Game-by-Game  
All games

Page 1/1  
as of Sep 29, 2025

**Punt Returns**

| Player           | No-Yds | TSU  | KState | UNT | ECU |
|------------------|--------|------|--------|-----|-----|
| Lloyd Benson III | 4-60   | 3-60 | -      | -   | 1-0 |
| Aden Self        | 1-0    | -    | 1-0    | -   | -   |

**Kick Returns**

| Player           | No-Yds | TSU  | KState | UNT | ECU |
|------------------|--------|------|--------|-----|-----|
| Lloyd Benson III | 1-17   | 1-17 | -      | -   | -   |

**Interceptions Returns**

| Player           | No-Yds | TSU | KState | UNT | ECU |
|------------------|--------|-----|--------|-----|-----|
| Collin Matteson  | 1-8    | -   | 1-8    | -   | DNP |
| Stephen Nnadozie | 1-2    | -   | -      | -   | 1-2 |

**Fumble Returns**

| Player        | No-Yds | TSU | KState | UNT | ECU |
|---------------|--------|-----|--------|-----|-----|
| Eric Ford     | 1-0    | -   | -      | -   | 1-0 |
| Kalib Fortner | 1-0    | -   | -      | 1-0 | -   |



**2025-26 Army West Point Football**  
**Rushing/Receiving Game-by-Game**  
**All games**

Page 1/1  
as of Sep 29, 2025

**Rushing**

| Player           | No-Yds/TD | TSU      | KState   | UNT      | ECU      |
|------------------|-----------|----------|----------|----------|----------|
| Dewayne Coleman  | 69-268/3  | 24-100/1 | DNP      | 23-117/1 | 22-51/1  |
| Cale Hellums     | 67-226/3  | 8-37/1   | 41-124/2 | 9-23/0   | 9-42/0   |
| Hayden Reed      | 46-215/2  | 19-88/1  | 5-10/0   | 19-113/1 | 3-4/0    |
| Noah Short       | 38-256/0  | 11-43/0  | 10-61/0  | 6-25/0   | 11-127/0 |
| Briggs Bartosh   | 17-124/1  | DNP      | 3-11/0   | 8-99/1   | 6-14/0   |
| Carson Smith     | 13-36/0   | -        | 9-23/0   | 3-10/0   | 1-3/0    |
| Jake Rendina     | 4-13/0    | 3-10/0   | 1-3/0    | DNP      | -        |
| David Clerk      | 1-5/0     | DNP      | 1-5/0    | -        | -        |
| Lloyd Benson III | 1-2/0     | 1-2/0    | -        | -        | -        |
| Samari Howard    | 1-0/0     | -        | -        | -        | 1-0/0    |

**Receiving**

| Player          | No-Yds/TD | TSU    | KState | UNT    | ECU    |
|-----------------|-----------|--------|--------|--------|--------|
| Noah Short      | 12-119/0  | 6-81/0 | 2-15/0 | 1-10/0 | 3-13/0 |
| Samari Howard   | 7-63/1    | -      | 3-16/0 | 2-21/1 | 2-26/0 |
| Brady Anderson  | 5-167/2   | 1-35/0 | 3-64/1 | 1-68/1 | -      |
| Hayden Reed     | 2-2/0     | -      | -      | 2-2/0  | -      |
| Brady Mott      | 1-15/0    | 1-15/0 | -      | -      | -      |
| Parker Poloskey | 1-10/0    | -      | -      | -      | 1-10/0 |



**2025-26 Army West Point Football**  
**Tackles For Loss Game-by-Game**  
**All games**

Page 1/1  
as of Sep 29, 2025

| Player          | UA-A | Total | TSU   | KState | UNT   | ECU    |
|-----------------|------|-------|-------|--------|-------|--------|
| Kalib Fortner   | 4-2  | 5.0   | 1.5-6 | 2.0-2  | -     | 1.5-4  |
| Eric Ford       | 3-1  | 3.5   | 2.0-7 | -      | -     | 1.5-12 |
| Jack Bousum     | 1-2  | 2.0   | 1.5-3 | -      | 0.5-1 | -      |
| Gavin Shields   | 1-1  | 1.5   | -     | -      | -     | 1.5-9  |
| Casey Larkin    | 1-0  | 1.0   | -     | -      | 1.0-4 | -      |
| Andon Thomas    | 1-0  | 1.0   | 1.0-1 | -      | -     | -      |
| Cole Searight   | 0-1  | 0.5   | -     | -      | -     | 0.5-1  |
| Collin Matteson | 0-1  | 0.5   | 0.5-1 | -      | -     | DNP    |
| Jack Latore     | 0-1  | 0.5   | -     | -      | -     | 0.5-1  |
| Javon Smith     | 0-1  | 0.5   | DNP   | DNP    | -     | 0.5-0  |
| Matt Gemma      | 0-1  | 0.5   | DNP   | -      | 0.5-1 | -      |
| Dillon Stowers  | 0-1  | 0.5   | 0.5-0 | -      | -     | -      |





2025-26 Army West Point Football  
Fumbles Game-by-Game  
All games

Page 1/1  
as of Sep 29, 2025

**Fumbles**

| Player          | No-Lost | TSU | KState | UNT | ECU |
|-----------------|---------|-----|--------|-----|-----|
| Dewayne Coleman | 3-1     | 1-0 | DNP    | 1-0 | 1-1 |
| Cale Hellums    | 1-1     | -   | -      | 1-1 | -   |
| Hayden Reed     | 1-1     | 1-1 | -      | -   | -   |
| Noah Short      | 1-1     | -   | -      | 1-1 | -   |

**Fumbles Forced**

| Player           | Number | TSU | KState | UNT | ECU |
|------------------|--------|-----|--------|-----|-----|
| Eric Ford        | 2      | 1   | -      | -   | 1   |
| Stephen Nnadozie | 1      | -   | -      | 1   | -   |
| Cole Searight    | 1      | -   | -      | -   | 1   |

**Fumbles Recovered**

| Player        | Number | TSU | KState | UNT | ECU |
|---------------|--------|-----|--------|-----|-----|
| Eric Ford     | 1      | -   | -      | -   | 1   |
| Kalib Fortner | 1      | -   | -      | 1   | -   |



2025-26 Army West Point Football  
Passing Game-by-Game  
All games

Page 1/1  
as of Sep 29, 2025

| #3 Cale Hellums | Comp     | Att       | Int      | Pct         | Yards     | TD       | Long      | Sacked     | Effic.      |
|-----------------|----------|-----------|----------|-------------|-----------|----------|-----------|------------|-------------|
| Tarleton St.    | 1        | 4         | 0        | 25.0        | 2         | 0        | 2         | 0-0        | 29.2        |
| Kansas St.      | 7        | 11        | 0        | 63.6        | 43        | 1        | 18        | 0-0        | 126.5       |
| North Texas     | 0        | 2         | 1        | 0.0         | 0         | 0        | 0         | 1-4        | -100.0      |
| East Carolina   | 1        | 3         | 0        | 33.3        | 13        | 0        | 13        | 0-0        | 69.7        |
| <b>Totals</b>   | <b>9</b> | <b>20</b> | <b>1</b> | <b>45.0</b> | <b>58</b> | <b>1</b> | <b>18</b> | <b>1-4</b> | <b>75.9</b> |

| #10 Dewayne Coleman | Comp      | Att       | Int      | Pct         | Yards      | TD       | Long      | Sacked     | Effic.       |
|---------------------|-----------|-----------|----------|-------------|------------|----------|-----------|------------|--------------|
| Tarleton St.        | 7         | 12        | 2        | 58.3        | 129        | 0        | 35        | 0-0        | 115.3        |
| North Texas         | 6         | 11        | 0        | 54.5        | 101        | 2        | 68        | 0-0        | 191.7        |
| East Carolina       | 5         | 9         | 0        | 55.6        | 36         | 0        | 13        | 1-7        | 89.2         |
| <b>Totals</b>       | <b>18</b> | <b>32</b> | <b>2</b> | <b>56.3</b> | <b>266</b> | <b>2</b> | <b>68</b> | <b>1-7</b> | <b>134.2</b> |

| #15 Noah Short | Comp     | Att      | Int      | Pct          | Yards     | TD       | Long      | Sacked     | Effic.       |
|----------------|----------|----------|----------|--------------|-----------|----------|-----------|------------|--------------|
| Kansas St.     | 1        | 1        | 0        | 100.0        | 52        | 0        | 52        | 0-0        | 536.8        |
| <b>Totals</b>  | <b>1</b> | <b>1</b> | <b>0</b> | <b>100.0</b> | <b>52</b> | <b>0</b> | <b>52</b> | <b>0-0</b> | <b>536.8</b> |



2025-26 Army West Point Football  
Red-Zone Results  
All games

Page 1/1  
as of Sep 29, 2025

Army West Point Inside Opponent Red-Zone

| Date                    | Opponent         | Score   | Times | Times  | Total |     |     | Rush | Pass | FGs  | Failed to score inside RZ |      |     |      |      |      |
|-------------------------|------------------|---------|-------|--------|-------|-----|-----|------|------|------|---------------------------|------|-----|------|------|------|
|                         |                  |         | In RZ | Scored | Pts   | TDs | TDs | TDs  | TDs  | Made | FGA                       | Down | Int | Fumb | Half | Game |
| 08/29/2025              | Tarleton St.     | L 27-30 | 4     | 2      | 10    | 1   | 1   | 0    | 1    | 1    | 2                         | 0    | 1   | 0    | 0    | 0    |
| 09/06/2025              | at Kansas St.    | W 24-21 | 4     | 4      | 24    | 3   | 2   | 1    | 1    | 1    | 1                         | 0    | 0   | 0    | 0    | 0    |
| 09/20/2025              | North Texas      | L 38-45 | 4     | 3      | 17    | 2   | 1   | 1    | 1    | 1    | 1                         | 1    | 0   | 0    | 0    | 0    |
| 09/25/2025              | at East Carolina | L 6-28  | 2     | 1      | 6     | 1   | 1   | 0    | 0    | 0    | 0                         | 1    | 0   | 0    | 0    | 0    |
| Totals 10 of 14 (71.4%) |                  |         | 14    | 10     | 57    | 7   | 5   | 2    | 3    | 4    | 2                         | 1    | 0   | 0    | 0    | 0    |

Opponents Inside Army West Point Red-Zone

| Date                    | Opponent      | Score   | Times | Times  | Total |     |     | Rush | Pass | FGs  | Failed to score inside RZ |      |     |      |      |      |
|-------------------------|---------------|---------|-------|--------|-------|-----|-----|------|------|------|---------------------------|------|-----|------|------|------|
|                         |               |         | In RZ | Scored | Pts   | TDs | TDs | TDs  | TDs  | Made | FGA                       | Down | Int | Fumb | Half | Game |
| 08/29/2025              | Tarleton St.  | L 27-30 | 6     | 6      | 30    | 3   | 2   | 1    | 3    | 3    | 3                         | 0    | 0   | 0    | 0    | 0    |
| 09/06/2025              | Kansas St.    | W 24-21 | 2     | 2      | 6     | 0   | 0   | 0    | 2    | 2    | 2                         | 0    | 0   | 0    | 0    | 0    |
| 09/20/2025              | North Texas   | L 38-45 | 6     | 6      | 38    | 5   | 4   | 1    | 1    | 1    | 1                         | 0    | 0   | 0    | 0    | 0    |
| 09/25/2025              | East Carolina | L 6-28  | 4     | 2      | 14    | 2   | 1   | 1    | 0    | 0    | 0                         | 1    | 0   | 1    | 0    | 0    |
| Totals 16 of 18 (88.9%) |               |         | 18    | 16     | 88    | 10  | 7   | 3    | 6    | 6    | 1                         | 0    | 1   | 0    | 0    | 0    |



2025-26 Army West Point Football  
Tackles Breakdown  
All games

Page 1/2  
as of Sep 29, 2025

### All Tackles

| Player             | Total      | Rush     | Pass     | Sack      | KO       | Punt     | Int      | Fumb     | FF       | Other      |
|--------------------|------------|----------|----------|-----------|----------|----------|----------|----------|----------|------------|
| Andon Thomas       | 42         | 0        | 0        | 1         | 0        | 0        | 0        | 0        | 0        | 41         |
| Casey Larkin       | 28         | 0        | 0        | 1         | 0        | 0        | 0        | 0        | 0        | 27         |
| Kalib Fortner      | 26         | 0        | 0        | 5         | 0        | 0        | 0        | 0        | 0        | 21         |
| Collin Matteson    | 18         | 0        | 0        | 0.5       | 0        | 0        | 0        | 0        | 0        | 17.5       |
| Eric Ford          | 18         | 0        | 0        | 3.5       | 0        | 0        | 0        | 0        | 0        | 14.5       |
| Gavin Shields      | 17         | 0        | 0        | 1.5       | 0        | 0        | 0        | 0        | 0        | 15.5       |
| Stephen Nnadozie   | 12         | 0        | 0        | 0         | 0        | 0        | 0        | 0        | 0        | 12         |
| Justin Weaver      | 10         | 0        | 0        | 0         | 0        | 0        | 0        | 0        | 0        | 10         |
| Jack Latore        | 9          | 0        | 0        | 0.5       | 0        | 0        | 0        | 0        | 0        | 8.5        |
| Jack Bousum        | 9          | 0        | 0        | 2         | 0        | 0        | 0        | 0        | 0        | 7          |
| Cole Searight      | 8          | 0        | 0        | 0.5       | 0        | 0        | 0        | 0        | 0        | 7.5        |
| Jabril Williams    | 7          | 0        | 0        | 0         | 0        | 0        | 0        | 0        | 0        | 7          |
| Jaydan Mayes       | 7          | 0        | 0        | 0         | 0        | 0        | 0        | 0        | 0        | 7          |
| Jacob Tuioti       | 7          | 0        | 0        | 0         | 0        | 0        | 0        | 0        | 0        | 7          |
| Dillon Stowers     | 6          | 0        | 0        | 0.5       | 0        | 0        | 0        | 0        | 0        | 5.5        |
| Deshontez Gray     | 5          | 0        | 0        | 0         | 0        | 0        | 0        | 0        | 0        | 5          |
| Noah Nixon         | 3          | 0        | 0        | 0         | 0        | 0        | 0        | 0        | 0        | 3          |
| Jaxon Hammond      | 2          | 0        | 0        | 0         | 0        | 0        | 0        | 0        | 0        | 2          |
| Matt Gemma         | 2          | 0        | 0        | 0.5       | 0        | 0        | 0        | 0        | 0        | 1.5        |
| Anderson Britton   | 1          | 0        | 0        | 0         | 0        | 0        | 0        | 0        | 0        | 1          |
| Noah Short         | 1          | 0        | 0        | 0         | 0        | 0        | 0        | 0        | 0        | 1          |
| Cale Hellums       | 1          | 0        | 0        | 0         | 0        | 0        | 0        | 0        | 0        | 1          |
| Baylor Newsom      | 1          | 0        | 0        | 0         | 0        | 0        | 0        | 0        | 0        | 1          |
| Kody Harris-Miller | 1          | 0        | 0        | 0         | 0        | 0        | 0        | 0        | 0        | 1          |
| Teddy Williams     | 1          | 0        | 0        | 0         | 0        | 0        | 0        | 0        | 0        | 1          |
| Aden Self          | 1          | 0        | 0        | 0         | 0        | 0        | 0        | 0        | 0        | 1          |
| Caleb Williams     | 1          | 0        | 0        | 0         | 0        | 0        | 0        | 0        | 0        | 1          |
| Larry Pickett Jr.  | 1          | 0        | 0        | 0         | 0        | 0        | 0        | 0        | 0        | 1          |
| Elijah Walton      | 1          | 0        | 0        | 0         | 0        | 0        | 0        | 0        | 0        | 1          |
| Brady Anderson     | 1          | 0        | 0        | 0         | 0        | 0        | 0        | 0        | 0        | 1          |
| Javon Smith        | 1          | 0        | 0        | 0.5       | 0        | 0        | 0        | 0        | 0        | 0.5        |
| Bryson Banks       | 1          | 0        | 0        | 0         | 0        | 0        | 0        | 0        | 0        | 1          |
| <b>Total</b>       | <b>250</b> | <b>0</b> | <b>0</b> | <b>17</b> | <b>0</b> | <b>0</b> | <b>0</b> | <b>0</b> | <b>0</b> | <b>233</b> |

### Rushing Tackles

| Player       | No.      |
|--------------|----------|
| <b>Total</b> | <b>0</b> |

### Passing Tackles

| Player       | No.      |
|--------------|----------|
| <b>Total</b> | <b>0</b> |

### Special Teams Tackles

| Player       | Total    | KO       | Punt     |
|--------------|----------|----------|----------|
| <b>Total</b> | <b>0</b> | <b>0</b> | <b>0</b> |





2025-26 Army West Point Football  
Tackles Breakdown  
All games

Page 2/2  
as of Sep 29, 2025

Kickoff return Tackles

| Player | No. |
|--------|-----|
| Total  | 0   |

Punt Return Tackles

| Player | No. |
|--------|-----|
| Total  | 0   |