




# ARMY WEST POINT FOOTBALL GAME NOTES

VS. TEMPLE

SATURDAY, NOV. 8 • 12:00 PM • WEST POINT, N.Y. • MICHIE STADIUM • CBS SPORTS NETWORK



## BLACK KNIGHTS ON THE AIR

**TELEVISION:** CBS Sports Network  
**Play-By-Play:** Dave Ryan  
**Analyst:** Adam Breneman  
**Sideline:** Tina Cervasio



**HOME RADIO:** ARMY SPORTS NETWORK (Varsity Sports App)  
**Play-By-Play:** Rich DeMarco  
**Analyst:** Dean Darling  
**Sideline:** Tony Morino  
**Pregame:** Joe Beckerle



## ARMY SENSES URGENCY FOR STRETCH RUN AT MICHIE

Army (4-4, 2-3) returns to Michie Stadium for the first time in four weeks following a big victory over rival Air Force in Colorado. The Black Knights play consecutive home games to close November, with an open week between matchups against Temple and Tulsa. Army must go at least 2-1 over the next three contests before the Army-Navy Game to secure guaranteed bowl eligibility.

In last week's win, Dawson Jones knocked a 27-yard field goal through the uprights to give Army a 20-17 victory. The go-ahead score came shortly after Air Force tied the game inside two minutes, with a 42-yard strike from quarterback Cale Hellums to wide receiver Brady Anderson setting up the decisive kick.

Temple (5-4, 3-2) fell 45-14 to East Carolina at home last week, as the Pirates scored 31 unanswered points to pull away. Despite the loss, the Owls have shown significant improvement under first-year head coach K.C. Keeler, already securing their most wins in a season since 2019. The offense is led by QB Evan Simon, who tops the American with 21 touchdown passes and has thrown just one interception.










## 2025 STATS















4-4	Record	5-4
23.4	Points/Gm	31.4
23.1	Points/Gm allowed	28.1
265.2	Rush Yds/Gm	162.9
87.6	Pass Yds/Gm	209.3
352.9	Total Off/Gm	372.2
347.0	Total Def/Gm	389.0

## INDIVIDUAL LEADERS (2025)

	Hellums, 376	Passing		Simon, 1690
	Hellums, 711	Rushing		Ducker, 683
	Anderson, 306	Receiving		Hollawayne, 439
	Thomas, 69.0	Tackles		Ordonez, 53.0

## 2025 SCHEDULE/RESULTS

<b>Game 1</b> 	Tarleton State Friday, Aug. 29 6:00 ET   L, 30-27, 20T	<b>Game 7</b> 	at Tulane Saturday, Oct. 18 Noon ET   L, 24-17
<b>Game 2</b> 	at Kansas State Saturday, Sept. 6 7:00 ET   W, 24-21	<b>Game 8</b> 	at Air Force Saturday, Nov. 1 Noon ET   W, 20-17
<b>Game 3</b> 	North Texas Saturday, Sept. 20 Noon ET   L, 45-38, OT	<b>Game 9</b> 	Temple Saturday, Nov. 8 Noon ET   CBS5N
<b>Game 4</b> 	at East Carolina Thursday, Sept. 25 7:30 ET   L, 28-6	<b>Game 10</b> 	Tulsa Saturday, Nov. 22 Noon ET   CBS5N
<b>Game 5</b> 	at UAB Saturday, Oct. 4 Noon ET   W, 31-13	<b>Game 11</b> 	at UTSA Saturday, Nov. 29 TBD   ESPN TBD
<b>Game 6</b> 	Charlotte Saturday, Oct. 11 Noon ET   W, 24-7	<b>Game 12</b> 	126th Army-Navy Game Saturday, Dec. 13 (3pm) M&T Bank Stadium

## 1ST AND 10

- Army defeated Air Force, 20-17, last week. Army has won seven of its last nine meetings against Air Force (2017, 2018, 2020, 2021, 2023, 2024, and 2025).
- Army defeated Air Force for the third straight season, marking its first three-game streak in the series since 1976-78.
- Army and Navy have both now defeated Air Force this season. The Commander-in-Chief's Trophy is on the line between Army and Navy for back-to-back seasons for only the second time ever in series history, and for just the ninth time since 1972, the Army-Navy Game will be a winner-take-all matchup for the Commander-in-Chief's Trophy (1972, 1977, 1978, 1996, 2005, 2012, 2017, 2024).
- **QB CALE HELLUMS** is T-5th nationally with 11 rushing touchdowns.
- **K DAWSON JONES** was named American Conference Special Teams Player of the Week, kicking the game-winning 27-yard field goal as time expired to lift Army over Air Force. He also converted a 44-yard field goal late in the first half.
- **WR BRADY ANDERSON** is averaging 30.6 yards per reception this season — the highest single-season mark in Army history for a player with at least 300 receiving yards.
- With Anderson's latest reception last week, Army now has three players with at least 10 catches in a season for the first time in the Jeff Monken era — and the first time since 2013 (Xavier Moss, Chevaughn Lawrence, Anthony Stephens). Anderson joins Noah Short and Samari Howard in reaching the milestone.
- Army's defense now ranks No. 3 in the American in total defense, allowing just 185 total points (23.1 ppg).
- Army must go 2-1 in its three games (Temple, Tulsa, and at UTSA) before the Army-Navy Game to guarantee bowl eligibility.
- The all-time series between Army and Temple is tied 7-7, and Head Coach Jeff Monken is 3-0 against the Owls (2016, 2017, 2024), including a 42-14 victory in Philadelphia last season.
- Army has recorded two consecutive home sellouts (Charlotte and Temple), marking back-to-back seasons with consecutive home sellouts — after selling out games vs. East Carolina and Air Force last year.

## WEARING THE HEADSETS

Jeff Monken ..... **Coach** ..... K.C. Keeler  
Millikin ..... **Alma Mater** ..... Delaware  
86-61 (12th) **Record with Team** ..... (1st) 5-4  
122-77 (16th) .. **Career Record** ..... (32nd)\* 276-116  
3-0 ..... **Career Record vs. Opponent** ..... 0-0  
0-1 ..... **Career Record vs. Coach** ..... 1-0  
5-1 .... **Bowl Record w/current school** ..... 0-0  
Monken and Keeler faced off in the FCS Semifinals in 2010  
(Delaware over Georgia Southern, 27-10) \*First -Year at FBS







2024 AMERICAN CONFERENCE  
**CHAMPIONS**

**10** COMMANDER  
IN CHIEF'S TROPHY  
CHAMPIONSHIPS



WON THE CONFERENCE CHAMPIONSHIP  
IN THEIR **FIRST** SEASON IN  
THE AMERICAN CONFERENCE

**16**<sup>TH</sup> MOST WINS  
SINCE 2016  
(76 TOTAL WINS)



**HEISMAN TROPHY  
WINNERS**

**5** NATIONAL  
CHAMPIONSHIPS  
(1914, 1916, 1944, 1945, & 1946)

**12**<sup>TH</sup> MOST  
HOME WINS  
SINCE 2017  
(43 TOTAL WINS)



**SIX CURRENT NFL PLAYERS**  
AS MANY AS NAVY & AIR FORCE COMBINED

**8-3** ALL-TIME BOWL  
RECORD  
(5-1 UNDER COACH MONKEN)

**12-5** **17**  
IN THE LAST  
GAMES  
AGAINST  
NAVY AND  
AIR FORCE  
COMBINED





## ARMY FOOTBALL COMMUNICATIONS

### COMMUNICATIONS STAFF



#### ERIC SZCZEPINSKI

Assistant Athletics Director  
Athletic Communications  
eric.szczepinski@westpoint.edu

**PRIMARY FOOTBALL CONTACT**



#### AUSTIN PERT

Assistant Director  
Athletic Communications  
austin.pert@westpoint.edu  
Media Credentials Contact

**SECONDARY FOOTBALL CONTACT**



#### GRACE CAMPBELL

Assistant Director  
Athletic Communications & Content  
grace.campbell@westpoint.edu

## FOOTBALL MEDIA POLICIES

### PRACTICE COVERAGE

Members of the media are invited to attend practices at all times, unless prior notice of a closed practice is given. Video and photos are allowed only during individual portions of practice. A weekly media schedule with Head Coach, Coordinators and Player availability will be distributed via Football Communications. A member of the Athletic Communications staff must accompany media members at all practices and the use of cameras will be subject to Army West Point Football Photography Policy. To gain entry to West Point, media will need to attain the proper entry badge by stopping at the Visitor's Center, outside of Thayer Gate.

### HEAD COACH MEDIA AVAILABILITY

Black Knights Head Coach Jeff Monken will be available to the media on a weekly basis on Tuesdays and postgame. The media availability will be held at Nowak Auditorium.

### PLAYER INTERVIEWS

All Army West Point players will be available to the media following each practice during the 2025 season. Select players will be available via a post-practice press conference. Additional player requests will be individually scheduled around cadet-athlete availability.

### POSTGAME INTERVIEWS

Head Coach Jeff Monken, quarterback, and select players will be available following each game during the 2025 season. While all postgame media availability for Army West Point home games will take place in the Nowak Auditorium, located just off the building's main entrance, press conferences will be conducted in-person and also on Zoom. The visiting locker room is located in the FEN Lacrosse Center for 2024 and 2025. Postgame interviews will be conducted in a room located in the FEN.

### TRANSCRIPTS

Full transcripts of all Army West Point Black Knights media availability following games will be distributed and published via [GoArmyWestPoint.com](http://GoArmyWestPoint.com) located in the Army football 'media center'. Opponent postgame transcripts will be subject to availability.

## SUPER 11 AWARD

Army was named one of 11 recipients of the annual Super 11 Award for the 2024 season by The Football Writers Association of America. The award honors football programs and sports information departments that exemplify excellence in media relations.

Army Athletic Communications, led by primary football contact Eric Szczepinski and assisted by secondary contact Conor McCorry, spearheaded efforts during a historic and media-rich season for the Black Knights.

This award marked the first time Army's football communications department has been honored as part of the 'Super 11'.

## MEDIA MATERIALS

### ARMY MEDIA CENTER

Located on the top banner of the football page on Army's official athletics side -- [goarmywestpoint.com/sports/football](http://goarmywestpoint.com/sports/football).

Inside the Army Football media center you will be able to find Army's game notes, opponent game notes, the official flip card, game recap, post game notes, quotes, and interviews.

### COLLEGEPRESSBOX.COM

Collegepressbox is the official media website for Division I football. Access and download game notes, quotes, statistics, media guides, headshots, logos and more for all FBS schools, conferences, postseason games, awards and the College Football Playoff. For access, please register for an account at [collegepressbox.com/register](http://collegepressbox.com/register).



## THIS WEEK IN ARMY FOOTBALL

This Week in Army Football — the weekly coach's show featuring Army West Point head football coach Jeff Monken — will kick off on Monday, August 25 from 7:00-8:00 p.m.

The show will air each Monday during football game weeks.

Radio listeners can tune in on the following local affiliates:

920 AM / 92.5 FM WGHQ in Kingston, N.Y.  
1260 AM / 96.5 FM WBNR in Beacon, N.Y.  
1420 AM / 94.3 FM in Peekskill, N.Y.

The show is also available nationwide via the Varsity Network app, and fans can watch the live video stream on the Army West Point Athletics YouTube channel.

Army football play-by-play announcer Rich DeMarco will host the show, joined weekly by Coach Jeff Monken to recap the previous game and preview the upcoming opponent.

Special guests will also join throughout the season, including Army West Point Director of Athletics Tom Theodorakis and other Army Athletics head coaches.

This Week in Army Football will originate from the First Class Club at the United States Military Academy. The show begins at 7:00 p.m., and the general public is welcome to attend. Food and beverages will be available for purchase.



## SOCIAL MEDIA

### FOLLOW ARMY WEST POINT FOOTBALL

FACEBOOK..... /Army West Point Football  
TWITTER..... @ArmyWP\_Football  
INSTAGRAM..... @Armywp\_football  
WEBSITE..... [www.GoArmyWestPoint.com](http://www.GoArmyWestPoint.com)



## ARMY QUICK FACTS

Name of School: United States Military Academy

Location: West Point, NY 10996

Founded: March 16, 1802

Enrollment: 4,400

Nicknames: Black Knights, Cadets

School Colors: Black, Gold, Gray

Mascot: Mule

Stadium: Michie Stadium (APPROX. 30,000 during 2024-25 Seasons)

Conference: American Conference (first season in 2024)

Superintendent: Lt. Gen. Steven W. Gilland

Director of Athletics: Tom Theodorakis (1st)

Head Coach: Jeff Monken (12th season)

2024 Record: 12-2

All-Time Record: 743-551-51

Commander-in-Chief's Trophies: 10

Bowl Appearances: 11 (last – 2024 Independence Bowl)

National Championships: 5 (1914, 1916, 1944, 1945, & 1946)

Heisman Trophy Winners: 3 (Doc Blanchard – 1945, Glenn Davis – 1946, Pete Dawkins – 1958)

Rivalries: Navy (Army–Navy Game), Air Force (Commander-in-Chief's Trophy), Notre Dame

Stadium & Tradition:

Michie Stadium's playing field named after legendary coach Earl "Red" Blaik.

Mandatory attendance by cadets; pre-game regimental marches and traditional cheers are central to the experience

## NEW COACHES IN 2025



### CHANDLER BURKS - RUNNING BACKS

Joined the staff after spending the previous five seasons at Kenesaw State (2020-2024). In 2024, he served as interim head coach for the final three games of the season. He also held the role of co-offensive coordinator/quarterbacks coach that year. From 2020 to 2023, he was the quarterbacks coach for the Owls.



### ALLEN SMITH - DEFENSIVE LINE

Joined the staff after spending the previous five seasons at Kenesaw State (2020-2024). In 2024, he served as interim head coach for the final three games of the season. He also held the role of co-offensive coordinator/quarterbacks coach that year. From 2020 to 2023, he was the quarterbacks coach for the Owls.



### SETH HESTNESS - TIGHT ENDS

Joined the staff after spending the previous five seasons at Kenesaw State (2020-2024). In 2024, he served as interim head coach for the final three games of the season. He also held the role of co-offensive coordinator/quarterbacks coach that year. From 2020 to 2023, he was the quarterbacks coach for the Owls.

## ABOUT THE AMERICAN CONFERENCE

The American Conference, which has established itself as a preeminent NCAA Division I Football Bowl Subdivision conference, is poised to continue its remarkable ascension to national prominence under the leadership of Commissioner Tim Perneti, who began his tenure in May of 2024.

The American consists of 15 prestigious institutions: the University of Alabama at Birmingham, the United States Military Academy (in football only), the University of North Carolina Charlotte, East Carolina University, Florida Atlantic University, the University of Memphis, the United States Naval Academy (in football only), the University of North Texas, Rice University, the University of South Florida, Temple University, the University of Texas at San Antonio, Tulane University, the University of Tulsa, and Wichita State University (in basketball and Olympic sports).

The American has modernized its brand, marking a bold new era for the league. More than a simple facelift, this evolution aligns the conference's identity—through written voice, visual design, and strategic direction—with a clear purpose and forward-looking vision.

The result is a unified, confident brand designed to fuel growth, increase national presence, and elevate the conference's competitive positioning on the collegiate stage.

To ensure consistency and clarity, please follow the naming style guidelines outlined below:

- Use American Conference on first reference.
- Use American in all subsequent references.

These conventions reflect the strength, clarity, and cohesion of our brand and help reinforce our distinct identity across every platform and audience.

### Formal Naming Conventions

The official name of the conference is American Conference.

Do not use outdated or informal references such as:

- The American Athletic Conference
- American Athletic Conference
- AAC

This applies across marketing, media, storytelling, and stakeholder communication.



# BUILT TO RISE

## COACHING STAFF (BOOTH/FIELD LOCATIONS)

Head Coach: Jeff Monken

Defensive Coordinator.....	Nate Woody (Field)
Offensive Coordinator/Quarterbacks .....	Cody Worley (Booth)
Special Teams Coordinator .....	Sean Saturnio (Field)
Asst. HC/Outside Linebackers.....	John Loose (Field)
Asst. HC for Offense/Offensive Line .....	Mike Viti (Field)
Assistant Offensive Line.....	Cheston Blackshear (Field)
Defensive Line .....	Allen Smith (Field)
Def. Pass Game Coordinator/Cornerbacks .....	Daryl Dixon (Booth)
Running Backs .....	Chandler Burks (Field)
Slot Backs .....	Dane Romero (Field)
Tight Ends .....	Seth Hestness (Field)
Wide Receivers .....	Aaron Smith (Booth)
Safeties .....	Danny Verpaele (Field)
Inside Linebackers .....	Justin Weaver (Booth)
Offensive Quality Control .....	Ryan Starace (Field)
Defensive Quality Control.....	Matt Panker (Booth)
Special Teams Quality Control.....	Peyton Yanagi (Booth)
Head Strength & Conditioning .....	Conor Hughes (Field)



# BLAIK FIELD AT MICHIE STADIUM

## TOP MICHIE STADIUM CROWDS

NO.	ATTENDANCE	DATE	OPPONENT	SCORE
1.	42,765	Oct. 2, 1971	Missouri	W, 22-6
2.	42,503	Oct. 20, 1973	Notre Dame	L, 3-62
3.	42,399	Oct. 14, 1972	Penn State	L, 0-45
4.	42,382	Sept. 23, 1972	Nebraska	L, 7-77
5.	42,249	Nov. 4, 1972	Air Force	W, 17-14
6.	42,139	Nov. 9, 1974	Air Force	W, 17-16
7.	42,123	Oct. 27, 1973	Holy Cross	L, 10-17
8.	42,085	Nov. 1, 1969	Air Force	L, 6-13
9.	41,952	Oct. 23, 1971	Virginia	W, 14-9
10.	41,903	Oct. 28, 1972	Miami (Fla.)	L, 7-28
11.	41,467	Oct. 30, 1976	Air Force	W, 14-7
12.	41,287	Nov. 4, 2000	Air Force	L, 27-41
13.	41,251	Nov. 9, 1996	Air Force	W, 23-7
14.	41,209	Oct. 26, 1991	Boston College	L, 17-28
15.	41,153	Oct. 27, 1990	Syracuse	L, 14-26
16.	41,105	Nov. 11, 1989	Boston College	L, 17-24
17.	41,062	Nov. 7, 1970	Penn State	L, 14-38
18.	41,049	Nov. 10, 1990	Air Force	L, 3-15
19.	41,014	Oct. 6, 1990	Duke	L, 16-17
20.	40,920	Oct. 22, 1983	Lehigh	L, 12-13
21.	40,869	Oct. 14, 1989	Holy Cross	W, 45-9
22.	40,865	Oct. 29, 1977	Holy Cross	W, 48-7
23.	40,843	Nov. 7, 1998	Air Force	L, 7-35
24.	40,835	Nov. 10, 1973	Miami (Fla.)	L, 7-19
25.	40,819	Oct. 12, 1985	Boston College	W, 45-14

## MICHIE STADIUM FACTS

### Army's Record at Michie:

374-175-7 (.679)

### First Game:

Oct. 4, 1924—Army 17, Saint Louis University 0

### Dedication:

Nov. 15, 1924—Army 14, Columbia 14

### Blaik Field Dedication:

Sept. 25, 1999—Army 41, Ball State 21

### First Loss:

Oct. 17, 1931—Harvard 14, Army 13

### Longest Home Winning Streak:

39 games (1925-1931)

## MICHIE THROUGH THE YEARS

1924 — Original structure completed and dedicated. Seating capacity of permanent stands: 16,000 with temporary seating for an additional 5,000.

1930 — Temporary East Stands and upper stands were added, increasing capacity to 26,491.

1962 — Construction of permanent East Stands completed.

1969 — Upper deck on West side added, increasing seating capacity to 41,684.

1977 — AstroTurf installed, replacing the original natural grass playing surface.

1984 — SuperTurf installed, replacing AstroTurf playing surface.

1992 — Third resurfacing procedure completed with AstroTurf 8, newly installed.

1999 — The playing surface is christened "Blaik Field" in honor of Hall-of-Fame coach Earl "Red" Blaik.

2001 — Construction begins for \$40 million Kimsey Athletic Center and Randall Hall, a state-of-the-art stadium annex located off the South end zone.

2001 — Installation of new AstroPlay surface marks fourth resurfacing project since 1977.

2002 — Construction begins on the Hoffman Press Box.

2003 — Kimsey Athletic Center construction completed, capacity seating reduced from 41,684 to 40,000. Construction completed on Hoffman Press Box, which includes such amenities as a priority seating area and elevator service.

2005 — Randall Hall construction completed.

2008 — A new FieldTurf surface is installed, representing the fifth resurfacing project since 1977.

2008 — A state-of-the-art 30-foot-by-50-foot high-definition video board is installed in the north end zone.

2011 — Capacity reduced from 40,000 to 38,000.

2015 — New FieldTurf Revolution surface installed, allowing lines to be erased and repainted.

2019 — A 3,100 square foot video board is installed in the north end zone, in addition to an LED ribbon board display along the upper deck and a final LED display in the south end zone.

2020 - In the year of the pandemic, Army hosts Navy, the first time playing the Mids at West Point since 1943 followed by Air Force, winning both to capture its ninth CIC Trophy.

2021 — Army West Point Athletics Association (AWPAA) announced initial plans for the launch of the Michie Stadium Preservation Project. The goal is to raise \$177 million in support of the Academy's vision to reconstruct the East Stands. This transformational project will ensure that the unique and storied Michie Stadium experience carries on for generations to come.

2023 — Army Athletics celebrated the 100th season of Michie Stadium, while a brand new FieldTurf Vertex Crore was installed ahead of the season.

2024 — In April, groundbreaking construction on the Michie Stadium Preservation Project begins. The completed project set for the start of the 2026 season will rebuild and modernize the East Stands. Capacity reduced to about 30,000 for the 2024 and 2025 seasons.

## MICHIE SOLD OUT CROWD VS. CHARLOTTE

The 31,172 fans at Michie Stadium on Saturday, 10/11 vs. Charlotte made up the largest crowd since the Michie Stadium Preservation Project commenced.

It also was the largest at West Point since facing Boston College on October 7, 2023 (34,017), and was the fifth-largest crowd at Michie Stadium in the post-COVID era.

## MICHIE STADIUM YEAR-BY-YEAR

YEAR	W	L	T	PCT	ATT	AVG	YEAR.....	W	L	T	PCT	ATT	AVG	YEAR	W	L	T	PCT	ATT	AVG
1924.....	4	0	1	.900	---	---	1958.....	5	0	0	1.000	---	---	1992.....	4	3	0	.571	208,425	29,775
1925.....	5	0	0	1.000	---	---	1959.....	3	1	0	.750	---	---	1993.....	4	2	0	.667	202,812	33,802
1926.....	6	0	0	1.000	---	---	1960.....	4	1	0	.800	---	---	1994.....	3	4	0	.429	232,294	33,185
1927.....	7	0	0	1.000	---	---	1961.....	5	1	0	.833	---	---	1995.....	3	2	1	.583	189,680	31,613
1928.....	6	0	0	1.000	---	---	1962.....	3	1	0	.750	---	---	1996.....	6	0	0	1.000	223,540	37,257
1929.....	6	0	0	1.000	---	---	1963.....	5	0	0	1.000	---	---	1997.....	4	2	0	.667	216,687	36,115
1930.....	6	0	0	1.000	---	---	1964.....	3	3	0	.500	---	---	1998.....	1	4	0	.200	184,641	36,928
1931.....	6	1	0	.857	---	---	1965.....	4	1	0	.800	---	---	1999.....	3	3	0	.500	197,939	32,990
1932.....	5	1	0	.833	---	---	1966.....	5	0	0	1.000	---	---	2000.....	1	4	0	.200	192,580	38,516
1933.....	5	0	0	1.000	---	---	1967.....	4	1	0	.800	---	---	2001.....	2	3	0	.400	155,238	31,047
1934.....	5	0	0	1.000	---	---	1968.....	4	1	0	.800	---	---	2002.....	0	6	0	.000	195,636	32,606
1935.....	4	1	0	.800	---	---	1969.....	2	4	0	.333	216,798	36,133	2003.....	0	6	0	.000	184,761	30,794
1936.....	4	1	0	.800	---	---	1970.....	1	3	1	.300	188,146	37,629	2004.....	1	4	0	.200	159,786	31,957
1937.....	5	0	0	1.000	---	---	1971.....	4	1	0	.800	203,474	40,695	2005.....	2	4	0	.333	185,611	30,935
1938.....	5	1	0	.833	---	---	1972.....	3	3	0	.500	246,737	41,123	2006.....	2	3	0	.400	153,468	30,694
1939.....	3	0	1	.875	---	---	1973.....	0	6	0	.000	235,529	39,255	2007.....	3	2	0	.600	158,559	31,712
1940.....	1	3	0	.250	---	---	1974.....	3	3	0	.500	210,076	35,013	2008.....	2	4	0	.333	166,512	27,752
1941.....	4	0	0	1.000	---	---	1975.....	2	4	0	.333	201,354	33,559	2009.....	3	3	0	.500	167,984	27,997
1942.....	3	0	0	1.000	---	---	1976.....	5	2	0	.714	205,232	29,319	2010.....	2	3	0	.400	158,334	31,667
1943.....	5	1	0	.833	---	---	1977.....	5	1	0	.833	187,247	31,208	2011.....	3	1	0	.750	133,278	33,320
1944.....	5	0	0	1.000	---	---	1978.....	4	2	1	.643	219,398	31,342	2012.....	2	5	0	.286	225,432	32,205
1945.....	4	0	0	1.000	---	---	1979.....	1	4	1	.250	202,394	33,732	2013.....	2	3	0	.400	169,781	33,956
1946.....	5	0	0	1.000	---	---	1980.....	3	3	1	.500	236,610	33,801	2014.....	3	2	0	.600	171,310	34,262
1947.....	4	0	0	1.000	---	---	1981.....	2	4	0	.333	213,995	35,666	2015.....	1	5	0	.167	185,946	30,991
1948.....	4	0	0	1.000	---	---	1982.....	3	3	0	.500	220,859	36,810	2016.....	3	2	0	.600	163,267	32,653
1949.....	5	0	0	1.000	---	---	1983.....	2	3	0	.400	192,082	38,416	2017.....	6	0	0	1.000	185,543	30,924
1950.....	3	0	0	1.000	---	---	1984.....	5	0	0	1.000	185,471	37,094	2018.....	6	0	0	1.000	190,156	31,693
1951.....	2	2	0	.500	---	---	1985.....	7	0	0	1.000	265,751	37,964	2019.....	4	2	0	.667	185,935	30,989
1952.....	3	1	0	.750	---	---	1986.....	3	3	0	.500	241,063	40,177	2020.....	8	0	0	1.000	45,598	5,700
1953.....	4	0	0	1.000	---	---	1987.....	3	4	0	.429	262,181	37,454	2021.....	5	1	0	.833	163,580	27,263
1954.....	2	1	0	.667	---	---	1988.....	6	0	0	1.000	230,643	38,440	2022.....	4	2	0	.666	173,880	28,647
1955.....	4	1	0	.800	---	---	1989.....	6	1	0	.857	241,098	34,442	2023.....	3	3	0	.500	174,093	29,016
1956.....	4	0	0	1.000	---	---	1990.....	4	3	0	.571	265,827	37,975	2024.....	7	0	0	1.000	172,692	24,670
1957.....	5	0	0	1.000	---	---	1991.....	3	4	0	.429	252,983	36,140	2025.....	1	2				

## ALPHABETICAL

## 2025 NUMERICAL ROSTER

No.	Player	Pos.
4	Adejokun, Nathan	CB
34	Afolabi, Victor	OLB
90	Ali, Amir	DL
38	Allan, Cooper	P
22	Alleyne, BJ	RB
84	Anderson, Brady	WR
58	Appleton, Henry	OL
78	Archawski, Xavier	OL
93	Astone, Andrew	K
93	Baker, Grayson	DL
77	Baltazar, Kyle	OL
48	Banks, Bryson	ILB
39	Barbat, AJ	ILB
31	Barnett, Charlie	K
28	Barton, Brian	S
50	Bartosh, Braden	OL
29	Bartosh, Briggs	RB
23	Benson III, Lloyd	SB
36	Birl, Isaiah	OLB
54	Bivins, Tanner	OL
53	Bland, James	OL
99	Bousum, Jack	DL
84	Bowens, CJ	OLB
73	Brady, Ned	OL
86	Brannan, Tex	TE
32	Bridges, Stroman	RB
1	Britton, Anderson	K
63	Britton, Ben	OL
64	Broberg, Christopher	OL
83	Brockmeier, William	DL
57	Bruce, Dominic	OL
31	Brungard, Caden	NB
56	Buchys, Nick	DL
45	Buffington, Adam	WR
87	Bumbaugh, Jadon	DL
26	Clerk, David	SB
37	Cline, Ian	RB
10	Coleman, Dewayne	QB
53	Cook, JB	LS
86	Cotterill, Jacob	DL
91	Daly, Charles	TE
54	Daniell, Carson	ILB
91	Donovan, Sean	DL
80	Dyer, Brian	TE
26	Easley, Elijah	ILB
81	Eduful, Kofi	WR
92	Edwards, Abram	TE
98	Faulk, Matthew	P
38	Fisher, Brennan	ILB
40	Ford, Eric	OLB
53	Fortner, Kalib	ILB
4	Fortner, Liam	WR
84	Francis, Auston	DL
33	Freeman, Kayvion	NB
25	Fuller, Stratton	RB
68	Garris, Kieran	OL
89	Gee Jr., Dean	OLB
95	Gemma, Matt	DL
71	Gennarelli, Paolo	OL
98	Gray, Deshontez	DL
90	Greer, Josh	TE
96	Guerra, Luca	K
69	Hagan, Miles	OL
17	Hammond, Jaxon	CB
52	Harris-Miller, Kody	DL
3	Hellums, Cale	QB
70	Helmkamp, Braeden	OL
58	Hinton, Jacob	OLB
16	Hoepfner, Landin	S
90	Hosea, Bryson	K
9	Houston, Robert	CB
27	Howard, Samari	SB
97	Hulstein, Jake	K
40	James, Tucker	RB
59	Jeffcoat, Will	OL
66	Johnson, Chuck	OL
38	Johnson, Nolan	RB
95	Jones, Dawson	K
8	Jones, Jaylen	S
88	Kendricks, Jakiel	WR
75	Kloska, Kyle	OL
20	Kloska, Tim	RB
14	Knox, Chace	SB
73	Konopka, Ben	OL
20	Larkin, Casey	S
92	Latore, Jack	DL
56	Lee, Tyler	OL
44	Lindsey, Jake	ILB
6	Luter, Bryson	QB
62	Mack, Will	OL
55	Mainord, Jacob	ILB
68	Manecke, Josh	OL
79	Manning, Jack	OL
33	Martin, CJ	NB
1	Mass, Harrison	CB
30	Matteson, Collin	S

No.	Name	Cl.	Pos.	Ht.	Wt.	Hometown/Highschool
1	Anderson Britton	Sr.	K	5'9	180	Ringgold, Ga. / Heritage
1	Harrison Mass	Fr.	CB	5'10	182	Cypress, Texas / Cypress Springs (USMAPS)
1	Zach Mundell	Jr.	QB	5'9	185	Arlington, Texas / Martin (USMAPS)
2	Julian Porter	Fr.	CB	6'0	197	Saint Johns, Fla. / Bartram Trail (USMAPS)
2	Aden Self	So.	RB	5'11	220	Spring, Texas / The Woodlands
3	Cale Hellums	Jr.	QB	5'10	205	Tomball, Texas / Tomball (USMAPS)
3	Stephen Nnadozie	Jr.	S	5'11	190	Fort Worth, Texas / Fossil Ridge (USMAPS)
4	Nathan Adejokun	Fr.	CB	5'11	199	Melissa, Texas / Melissa (USMAPS)
4	Liam Fortner	Sr.	WR	6'1	210	Knoxville, Tenn. / Central (USMAPS)
5	Justin Weaver	Sr.	CB	5'11	190	Decatur, Ga. / Decatur (USMAPS)
6	Bryson Luter	Fr.	QB	5'11	206	Indianapolis, Ind. / Lawrence Central (USMAPS)
6	Jabril Williams	Sr.	CB	5'10	190	Joliet, Ill. / Joliet Catholic Academy (USMAPS)
7	Jaydan Mayes	Jr.	CB	5'10	188	Fairfield, Ohio / Fairfield (USMAPS)
7	Godspower Nwawuihe	Fr.	QB	5'10	211	Garland, Texas / McKinney (USMAPS)
7	JD Sparks	Jr.	S	5'10	197	Southlake, Texas / Southlake Carroll
8	Jaylen Jones	Fr.	S	5'11	209	San Tan Valley, Ariz. / Hamilton (USMAPS)
8	Hayden Reed	Sr.	RB	6'0	220	Tampa, Fla. / Gaither (USMAPS)
9	Robert Houston	So.	CB	5'10	180	Cincinnati, Ohio / St. Xavier (USMAPS)
9	Ethan Washington	So.	QB	6'1	205	Suwanee, Ga. / North Gwinnett (USMAPS)
10	Dewayne Coleman	Sr.	QB	5'10	200	Selma, Texas / Theodore Roosevelt (USMAPS)
10	Cole Searight	So.	NB	5'10	195	Waxhaw, N.C. / Marvin Ridge
11	Tobi Olawole	Jr.	WR	6'1	200	Buford, Ga. / Buford (USMAPS)
11	David Thom-Rogers	Fr.	S	6'2	192	Montclair, N.J. / Montclair (USMAPS)
13	Blake Owen	Fr.	QB	6'1	231	Cookeville, Tenn. / Cookeville
13	Caleb Williams	So.	S	5'10	195	Canton, Mich. / Canton
14	Chace Knox	So.	SB	5'8	170	Wilmington, Del. / The Haverford School
14	Gavin Shields	Sr.	NB	6'2	205	Pitman, N.J. / Red Lion Christian Academy (USMAPS)
15	Noah Short	Sr.	SB	6'0	195	San Jose, Calif. / The King's Academy (USMAPS)
15	Zane Tallman	Fr.	NB	6'3	214	Peoria, Ariz. / Liberty (USMAPS)
16	Landin Hoepfner	Fr.	S	5'11	195	Leo, Ind. / Leo (USMAPS)
16	Trey Tremba	So.	RB	5'10	200	Slaton, Pa. / Parkland
17	Jaxon Hammond	Jr.	CB	5'10	175	Memphis, Tenn. / Christian Brothers
18	Devan Moss	So.	CB	5'8	177	Birmingham, Ala. / Oak Mountain (USMAPS)
18	Brady Mott	Jr.	RB	6'1	220	Vacaville, Calif. / Vacaville
19	Jaquavious Moss	Fr.	ILB	6'0	246	Eufaula, Ala. / Eufaula (USMAPS)
19	Sabastian Shannon	Sr.	RB	5'11	195	Las Vegas, Nev. / Bishop Gorman (USMAPS)
20	Tim Kloska	So.	RB	5'11	220	Grand Rapids, Mich. / West Catholic (USMAPS)
20	Casey Larkin	Sr.	S	6'0	195	Brielle, N.J. / Wall (USMAPS)
21	Baylor Newsom	Jr.	ILB	6'1	220	Jacksonville, Fla. / Bishop Kenny (USMAPS)
22	BJ Alleyne	Fr.	SLOT	5'8	190	Wilmington, Del. / Salesianum School (USMAPS)
22	Larry Pickett Jr.	So.	S	6'1	195	Raleigh, N.C. / Enloe (USMAPS)
23	Lloyd Benson III	Jr.	SB	5'8	195	Baton Rouge, La. / Catholic (USMAPS)
23	Max Phenicie	Fr.	ILB	6'1	213	Zionsville, Ind. / Zionsville
25	Stratton Fuller	Fr.	SLOT	5'11	188	Columbia City, Ind. / Columbia City
25	Ish Taylor	So.	CB	5'9	185	Dallas, Texas / Frisco (USMAPS)
26	David Clerk	Jr.	SB	5'9	175	Burleson, Texas / Burleson Centennial (USMAPS)
26	Elijah Easley	Fr.	ILB	6'0	231	Ypsilanti, Mich. / Huron (USMAPS)
27	Samari Howard	Jr.	SB	5'7	190	Temple, Texas / Temple High (USMAPS)
27	JT Poynton	Fr.	S	6'0	192	Frankfort, Ill. / Lincoln Way East (USMAPS)
28	Brian Barton	Fr.	S	5'11	194	Mansfield, Texas / Mansfield Legacy
28	Jayden Walker	Fr.	SB	5'9	180	McKinney, Texas / McKinney North
29	Briggs Bartosh	So.	RB	5'10	213	Riverside, Mo. / Park Hill South (USMAPS)
29	Kai Woolfolk	Fr.	ILB	6'0	224	Mason, Ohio / William Mason (USMAPS)
30	Collin Matteson	Sr.	S	6'0	195	Edmond, Okla. / Oklahoma Christain School
31	Charlie Barnett	Sr.	K	6'1	191	Austin, Texas / Westlake
31	Caden Brungard	Jr.	NB	6'0	210	Scranton, Pa. / Western Wayne (USMAPS)
32	Stroman Bridges	Fr.	RB	6'0	216	Midland, Texas / Midland
33	Kayvion Freeman	Fr.	NB	6'3	225	Pearl, Miss. / Pearl (USMAPS)
33	CJ Martin	So.	NB	6'1	190	Ironton, Ohio / Ironton (USMAPS)
33	Jake Rendina	Jr.	RB	5'11	240	Kalispell, Mont. / Glacier (USMAPS)
34	Victor Afolabi	Fr.	OLB	6'5	229	South Chesterfield, Va. / Matoaca
34	Carson Smith	Jr.	RB	6'0	240	Middletown, Md. / Middletown
36	Isaiah Birl	Jr.	OLB	6'0	220	Cincinnati, Ohio / Walnut Hills
36	Demani Stewart	Fr.	RB	5'9	238	Leander, Texas / Westwood (USMAPS)
36	Christopher Williams	Jr.	S	5'9	205	San Diego, Calif. / Francis W. Parker
37	Ian Cline	Fr.	RB	5'9	214	Lewisburg, W.Va. / Providence Day School
37	Daniel Ogordi	So.	NB	5'11	200	Laurel, Md. / Atholton
38	Cooper Allan	Sr.	P	6'1	217	Franklin, Tenn. / Independence (USMAPS)
38	Brennan Fisher	So.	ILB	5'11	230	Perkasie, Pa. / Pennridge (USMAPS)
38	Nolan Johnson	Fr.	RB	6'1	222	Jackson, Ohio / Jackson
39	AJ Barbat	So.	ILB	6'0	225	Franklin, Tenn. / Brentwood Academy
39	Harrison Orr	Fr.	RB	6'1	216	Destin, Fla. / Fort Walton Beach (USMAPS)
40	Eric Ford	Sr.	OLB	6'3	235	Laurel, Md. / Landon School (USMAPS)
40	Tucker James	Fr.	RB	5'10	190	Roanoke, Texas / Byron Nelson
42	Jaden Pydyn	Fr.	RB	6'1	204	Northville, Mich. / Detroit Catholic Central
42	Elijah Walton	So.	ILB	6'0	220	San Antonio, Texas / Harlan
43	Khaled Waliagha	So.	ILB	5'10	215	Angie, La. / Franklinton (USMAPS)
44	Jake Lindsey	Jr.	ILB	5'11	215	Saint Marys, Ga. / Camden County
44	Parker Poloskey	Jr.	TE	6'4	250	Boca Raton, Fla. / Olympic Heights Community
45	Adam Buffington	Fr.	WR	6'0	192	Friendswood, Texas / Friendswood (USMAPS)
45	Campbell Sager	So.	OLB	6'4	255	Portland, Ore. / Westview (USMAPS)
46	Nick McGlynn	Fr.	ILB	6'1	235	Philadelphia, Pa. / St. Joseph's Prep School (USMAPS)
46	Mason Smith	Fr.	WR	6'4	199	Edmond, Okla. / Deer Creek
46	James Wagenseller	Jr.	P	6'3	225	Poway, Calif. / Poway (USMAPS)
47	Noah Nixon	Jr.	ILB	6'2	227	Orlando, Fla. / West Orange
48	Bryson Banks	Fr.	ILB	5'8	248	Lawrenceville, Ga. / Buford (USMAPS)
49	Christian Yousefzadeh	Jr.	OLB	6'3	240	Jacksonville, Fla. / Creekside (USMAPS)
50	Braden Bartosh	Sr.	OL	6'2	305	Riverside, Mo. / Park Hill South High (USMAPS)



# NUMERICAL ROSTER CONT.

# ALPHABETICAL

No.	Name	Cl.	Pos.	Ht.	Wt.	Hometown/Highschool
50	Jackson Weingart	Fr.	ILB	6'2	234	Carmel, Ind. / Cathedral (USMAPS)
51	Brady Small	Jr.	OL	6'0	315	Mt. Ephraim, N.J. / St. Augustine Preparatory School (USMAPS)
51	Andon Thomas	Sr.	ILB	6'0	230	Liberty Hill, Texas / Liberty Hill
52	Kody Harris-Miller	Jr.	DL	6'1	310	Middletown, Del. / Middletown (USMAPS)
52	Mack O'Halloran	So.	OL	6'3	285	Downers Grove, Ill. / Downers Grove South (USMAPS)
53	James Bland	Fr.	OL	6'2	325	Midlothian, Va. / LC Bird
53	JB Cook	Fr.	LS	6'2	216	Mountain Brook, Ala. / Mountain Brook (USMAPS)
53	Kalib Fortner	Sr.	ILB	6'1	220	Knoxville, Tenn. / Central (USMAPS)
54	Tanner Bivins	Sr.	OL	6'1	300	Alpharetta, Ga. / Wesleyan School (USMAPS)
54	Carson Daniell	Fr.	ILB	6'0	226	Lawrenceville, N.J. / St. Paul's School
55	Jacob Mainord	Fr.	ILB	6'0	229	Fort Worth, Texas / All Saints Episcopal School
55	Owen Walter	Jr.	LS	6'0	225	Arlington Hts, Ill. / Prospect (USMAPS)
56	Nick Buchys	So.	DL	6'2	275	Langhorne, Pa. / Neshaminy (USMAPS)
56	Tyler Lee	Jr.	OL	6'1	315	Tomball, Texas / Tomball (USMAPS)
57	Dominic Bruce	Fr.	OL	6'5	261	Blue Springs, Mo. / Blue Springs South
57	Nick Moore	So.	OL	6'3	290	Cincinnati, Ohio / Northwest (USMAPS)
57	Sam Zagame	So.	DL	6'2	260	Clermont, Fla. / Foundation Academy (USMAPS)
58	Henry Appleton	Jr.	OL	6'2	300	Denton, Texas / Billy Ryan (USMAPS)
58	Jacob Hinton	Fr.	OLB	6'4	216	Greenfield, Ind. / Greenfield-Central (USMAPS)
59	Will Jeffcoat	Sr.	OL	6'2	305	Pelion, S.C. / Pelion
59	Xavier Ryan	Fr.	OLB	6'0	221	Warner Robins, Ga. / Houston County (USMAPS)
60	Sam Waters	So.	OL	6'3	295	Boerne, Texas / Boerne (USMAPS)
62	Will Mack	Fr.	OL	6'5	309	New Braunfels, Texas / Smithson Valley (USMAPS)
62	Jacob Tuioti	Sr.	DL	6'1	302	Long Beach, Calif. / Long Beach Poly (USMAPS)
63	Ben Britton	So.	OL	6'3	310	Mount Pleasant, S.C. / Oceanside Collegiate Academy
64	Christopher Broberg	Fr.	OL	6'7	318	Clifton Park, N.Y. / La Salle Institute (USMAPS)
66	Chuck Johnson	So.	OL	6'3	295	Fort Worth, Texas / All Saints Episcopal (USMAPS)
65	Zach Tomosovich	Fr.	OL	6'5	327	Trafford, Pa. / Penn Trafford (USMAPS)
66	Drew Prieto	Jr.	LS	5'11	200	Atlanta, Ga. / Marist School
67	Wes Shaw	So.	OL	6'3	305	Tampa, Fla. / Jesuit (USMAPS)
67	Ryan Snipes	So.	LS	6'4	225	Roswell, Ga. / Blessed Trinity Catholic (USMAPS)
68	Kieran Garris	Fr.	OL	6'1	325	Boerne, Texas / Boerne Champion (USMAPS)
68	Josh Manecke	So.	OL	6'7	310	Downers Grove, Ill. / Downers Grove South
69	Miles Hagan	Fr.	OL	6'1	270	Spring, Texas / Tomball
70	Braeden Helmkamp	So.	OL	6'5	300	Washington, Pa. / Trinity
70	Gregory Meidl	Fr.	OL	6'4	280	Mankato, Minn. / Mankato West (USMAPS)
71	Paolo Gennarelli	Jr.	OL	6'1	300	Campton Hills, Ill. / St. Charles North High (USMAPS)
72	Lane Parks	Jr.	OL	6'3	305	Yukon, Okla. / Yukon (USMAPS)
73	Ned Brady	Sr.	OL	6'4	300	New Canaan, Conn. / New Canaan High School
73	Ben Konopka	Fr.	OL	6'3	271	Huntley, Ill. / St. Viator
74	Teddy Williams	Jr.	OL	6'4	300	Grand Ledge, Mich. / Grand Ledge
75	Kyle Kloska	Jr.	OL	6'2	305	Grand Rapids, Mich. / West Catholic / Central Michigan
76	Tim Savchuk	Fr.	OL	6'3	315	Oswego, Ill. / Oswego East (USMAPS)
76	Max Stober	So.	OL	6'6	280	Redondo Beach, Calif. / St. John Bosco (USMAPS)
77	Kyle Baltazar	Fr.	OL	6'2	267	Park Ridge, Ill. / Loyola Academy (USMAPS)
78	Xavier Archawski	So.	OL	6'5	310	Ardmore, Pa. / Lower Merion (USMAPS)
79	Jack Manning	Fr.	OL	6'2	284	Parkville, Mo. / Rockhurst
79	Jonah Zimmerman	Jr.	OL	6'3	300	Oceanside, Calif. / Oceanside (USMAPS)
80	Brian Dyer	Jr.	TE	6'4	245	Plano, Texas / Plano East
81	Kofi Eduful	Fr.	WR	6'0	214	Forney, Texas / Forney (USMAPS)
82	Brian Ray III	Fr.	WR	6'0	221	Folsom, Calif. / Folsom (USMAPS)
83	William Brockmeier	Fr.	DL	6'3	258	Naples, Fla. / Gulf Coast (USMAPS)
83	Kurt Thompson	Jr.	WR	6'3	200	Cincinnati, Ohio / Archbishop Moeller (USMAPS)
84	Brady Anderson	So.	WR	6'1	210	Edina, Minn. / Edina (USMAPS)
84	CJ Bowens	Jr.	OLB	6'2	217	Port Saint Lucie, Fla. / The Benjamin School (USMAPS)
85	Noah Prior	So.	TE	6'4	255	Bishop, Ga. / Athens Academy
85	Xander Walker	Fr.	DL	6'4	230	Mansfield, Texas / Mansfield Legacy
86	Tex Brannan	So.	TE	6'5	245	Whitesboro, Texas. / Gonzaga College High
86	Jacob Cotterill	Fr.	DL	6'4	280	Summerville, S.C. / Summerville (USMAPS)
87	Jadon Bumbaugh	Fr.	DL	6'1	275	Rockville, Md. / Gonzaga College (USMAPS)
87	James Rothstein	So.	TE	6'5	260	Pleasanton, Calif. / Amador Valley (USMAPS)
88	Jakiel Kendricks	Fr.	WR	6'1	191	Los Angeles, Calif. / Bishop Mora Salesian (USMAPS)
89	Dean Gee Jr.	Fr.	OLB	5'11	225	Ruskin, Fla. / Sumner
88	Donovan Poe	Jr.	DL	6'0	266	Long Beach, Calif. / Long Beach Poly (USMAPS)
89	Kavon Pointer	Jr.	WR	6'2	215	Jonesboro, Ark. / Jonesboro (USMAPS)
90	Amir Ali	Jr.	DL	6'1	276	San Antonio, Texas / Holy Cross
90	Josh Greer	Fr.	TE	6'2	240	Uniontown, Ohio / Archbishop Hoban (USMAPS)
90	Bryson Hosea	So.	K	5'11	185	Roswell, Ga. / Blessed Trinity Catholic (USMAPS)
91	Charles Daly	Fr.	TE	6'1	225	Chicago, Ill. / Loyola Academy
91	Sean Donovan	So.	DL	6'1	280	Danbury, Conn. / The Hotchkiss School (USMAPS)
91	Joey Scardina	Fr.	K	5'11	192	Columbia, Mo. / Rock Bridge (USMAPS)
92	Abram Edwards	Fr.	TE	6'5	227	Winfield, Iowa / Winfield-Mt. Union (USMAPS)
92	Jack Latore	Sr.	DL	6'5	290	Middletown, N.J. / Middletown South
93	Andrew Astone	Fr.	K	6'1	195	Littleton, Colo. / Chatfield
93	Grayson Baker	So.	DL	6'7	275	Worcester, Mass. / Wachusett Regional
94	Javon Smith	So.	DL	6'2	265	Kansas City Mo. / Liberty North (USMAPS)
95	Matt Gemma	So.	DL	6'1	290	Flemington, N.J. / Delbarton (USMAPS)
95	Dawson Jones	So.	K	5'11	190	Waxhaw, N.C. / Marvin Ridge
96	Luca Guerra	Fr.	K	5'10	188	Miami Springs, Fla. / Miami Central
96	Dillon Stowers	Jr.	DL	6'2	270	Lynchburg, Va. / Liberty Christian Academy (USMAPS)
97	Jake Hulstein	So.	K	6'1	240	Cedar Falls, Iowa / Cedar Falls (USMAPS)
97	Cael Newton	So.	DL	6'5	265	Punta Gorda, Fla. / Charlotte (USMAPS)
98	Matthew Faulk	So.	P	6'0	190	Mill Creek, Wash. / Archbishop Murphy (USMAPS)
98	Deshontez Gray	Sr.	DL	6'3	265	Gaston, S.C. / Pelion (USMAPS)
99	Jack Bousum	So.	DL	6'4	268	Annapolis, Md. / St. Mary's (USMAPS)

7	Mayes, Jaydan	CB
46	McGlynn, Nick	ILB
70	Meidl, Gregory	OL
57	Moore, Nick	OL
18	Moss, Devan	CB
19	Moss, Jaquavius	ILB
18	Mott, Brady	RB
1	Mundell, Zach	QB
21	Newsom, Baylor	ILB
97	Newton, Cael	DL
47	Nixon, Noah	ILB
3	Nnadozie, Stephen	S
7	Nwawuihe, Godspower	QB
52	O'Halloran, Mack	OL
37	Ogordi, Daniel	S
11	Olawole, Tobì	WR
39	Orr, Harrison	QB
13	Owen, Blake	QB
72	Parks, Lane	OL
23	Phenicie, Max	ILB
22	Pickett Jr., Larry	S
88	Poe, Donovan	DL
89	Pointer, Kavon	WR
44	Poloskey, Parker	TE
2	Porter, Julian	CB
27	Poynton, JT	S
66	Prieto, Drew	LS
85	Prior, Noah	TE
42	Pydyn, Jaden	RB
82	Ray III, Brian	WR
8	Reed, Hayden	RB
33	Rendina, Jake	RB
87	Rothstein, James	TE
59	Ryan, Xavier	OLB
45	Sager, Campbell	OLB
76	Savchuk, Tim	OL
91	Scardina, Joey	K
10	Searight, Cole	NB
2	Self, Aden	RB
19	Shannon, Sabastian	RB
67	Shaw, Wes	OL
14	Shields, Gavin	S
15	Short, Noah	SB
51	Small, Brady	OL
34	Smith, Carson	RB
94	Smith, Javon	DL
46	Smith, Mason	WR
67	Snipes, Ryan	LS
7	Sparks, JD	S
36	Stewart, Demani	RB
76	Stober, Max	OL
96	Stowers, Dillon	DL
15	Tallman, Zane	NB
25	Taylor, Ish	CB
11	Thom-Rogers, David	S
51	Thomas, Andon	ILB
83	Thompson, Kurt	WR
65	Tomosovich, Zach	OL
16	Tremba, Trey	RB
62	Tuioti, Jacob	DL
46	Wagenseller, James	P
43	Waliagha, Khaled	ILB
28	Walker, Jayden	SB
85	Walker, Xander	DL
55	Walter, Owen	LS
42	Walton, Elijah	ILB
9	Washington, Ethan	QB
60	Waters, Sam	OL
5	Weaver, Justin	CB
50	Weingart, Jackson	ILB
13	Williams, Caleb	S
32	Williams, Christopher	S
6	Williams, Jabril	CB
74	Williams, Teddy	OL
29	Woolfolk, Kai	ILB
49	Yousefzadeh, Christian	OLB
57	Zagame, Sam	DL
79	Zimmerman, Jonah	OL



# 2025 ARMY BLACK KNIGHTS DEPTH CHART

DEPTH CHART IS UNOFFICIAL AND COMPILED BY ARMY ATHLETIC COMMUNICATIONS

As of: 11.3.25

## BLACK KNIGHTS OFFENSE

LT	58	HENRY APPLETON	78	Xavier Archawski		
LG	59	WILL JEFFCOAT	50	Braden Bartosh		
C	51	BRADY SMALL	75	Kyle Kloska		
RG	71	PAOLO GENNARELLI	72	Lane Parks		
RT	74	TEDDY WILLIAMS	56	Tyler Lee		
QB	3	CALE HELLUMS	10	Dewayne Coleman	1	Zach Mundell
RB	8	HAYDEN REED	33	Jake Rendina		
RB	27	SAMARI HOWARD	2	Aden Self		
SB	15	NOAH SHORT	26	David Clerk		
WR	4	LIAM FORTNER	-OR- 84	BRADY ANDERSON	11	Tobi Olawole
TE	44	PARKER POLOSKEY	86	Tex Brannan		

Freshman Underlined

## BLACK KNIGHTS DEFENSE

DL	92	JACK LATORE	96	Dillon Stowers
NT	52	KODY HARRIS-MILLER	95	Matt Gemma
DL	99	JACK BOUSUM	98	Deshontez Gray
OLB	40	ERIC FORD	47	Noah Nixon
ILB	51	ANDON THOMAS	21	Baylor Newsom
ILB	53	KALIB FORTNER	<u>48</u>	<u>Bryson Banks</u>
OLB	14	GAVIN SHIELDS	10	Cole Searight
CB	7	JAYDAN MAYES	6	Jabril Williams
SS	20	CASEY LARKIN	3	Stephen Nnadozie
FS	30	COLLIN MATTESON	13	Caleb Williams
CB	5	JUSTIN WEAVER	17	Jaxon Hammond

Freshman Underlined

## BLACK KNIGHTS SPECIALISTS

P	46	JAMES WAGENSELLER		
K	95	DAWSON JONES		
KO	1	ANDERSON BRITTON		
H	38	COOPER ALLAN		
LS	55	OWEN WALTER		
KR	23	LLOYD BENSON III	7	Jaydan Mayes
PR	23	LLOYD BENSON III	7	Jaydan Mayes

## BLACK KNIGHTS PRONUNCIATIONS

Xavier Archawski .....ex-AY-vee-ur ar-CHOW-skee  
 Jack Bousum ..... BAUGH-some  
 Nick Buchys ..... BUCK-ees  
 Matt Gemma .....JEM-uh  
 Paolo Gennarelli ..... PAH-lo gen-uh-RELL-ee  
 Deshontez Gray ..... de-SHON-tez  
 Bryson Hosea ..... ho-ZAY-uh  
 Josh Manecke ..... MAN-uh-kee  
 Stephen Nnadozie ..... nuh-DOZE-ee  
 Tobi Olawole .....all-luh-WALL-ay  
 Daniel Ogordi ..... o-GOR-dee  
 Parker Poloskey ..... pah-LOS-skee  
 Kavon Pointer ..... Kuh-VON  
 Drew Prieto ..... pree-ETT-oh  
 Jake Rendina ..... ren-DEE-nuh  
 Dillon Stowers ..... STAO-werz  
 Jacob Tuoti ..... too-ee-OH-tee  
 Khaled Waliagha ..... KAH-lid wah-lee-AH-ga  
 Brandon Wraalstad ..... RAWL-stad  
 Christian Yousefzadeh ..... you-sef-ZA-duh  
 Sam Zagame ..... za-GAH-mee

### Freshman:

Nathan Adejokun ..... add-uh-JOE-kin  
 Victor Afolabi ..... af-uh-LA-bee  
 BJ Alleyne ..... ah-LEEN  
 Kyle Baltazar ..... BALL-tuh-zarr  
 William Brockmeier ..... BROCK-my-er  
 Jacob Cotterill ..... COTT-uh-rill  
 Charles Daly ..... DAY-lee  
 Abram Edwards ..... ABE-rum  
 Kayvion Freeman ..... KAY-vee-on  
 Kieran Garris ..... KEER-in  
 Dean Gee Jr. .... JEE  
 Landin Hoepfner ..... HEPP-ner  
 Jakiel Kendricks ..... ja-KEEL  
 Ben Konopka ..... kuh-NOP-kuh  
 Bryson Luter ..... LEW-ter  
 Jacob Mainord ..... MAY-nerd  
 Nick McGlynn ..... mick-GLYNN  
 Gregory Meidl ..... MY-dull  
 Jaquavious Moss ..... juh-KWAY-vee-us  
 Godspower Nwawuihe ..... WAH-wee-hay  
 Max Phenicie ..... FINN-uh-see  
 JT Poynton ..... POYN-tin  
 Jaden Pydyn ..... PIE-den  
 Xavier Ryan ..... ZAY-vee-err  
 Tim Savchuk ..... SAV-chuck  
 Demani Stewart ..... duh-MAH-nee  
 David Thom-Rogers ..... tom-ROG-ers  
 Zach Tomosovich ..... tuh-MOSS-uh-vitch  
 Xander Walker ..... ZAN-derr  
 Jackson Weingart ..... WINE-gart



# GAME-BY-GAME STARTERS - 2025

## OFFENSE

Position	Tarleton State (1)	at K-State (2)	North Texas (3)	at East Carolina (4)	at UAB (5)	vs. Charlotte (6)	at Tulane (7)
QB	Dewayne Coleman	Cale Hellums	Cale Hellums	Dewayne Coleman	Dewayne Coleman	Cale Hellums	Cale Hellums
RB	Hayden Reed	Hayden Reed	Hayden Reed	Hayden Reed	Hayden Reed	Hayden Reed	Carson Smith
RB	Samari Howard	Samari Howard	Samari Howard	Samari Howard	Samari Howard	Samari Howard	Samari Howard
Slot Back	Noah Short	Noah Short	Noah Short	Noah Short	Noah Short	Noah Short	Noah Short
WR	Brady Anderson	Liam Fortner	Liam Fortner	Brady Anderson	Tobi Olawole	Tobi Olawole	Brady Anderson
TE	Parker Poloskey	Parker Poloskey	Parker Poloskey	Parker Poloskey	Parker Poloskey	Parker Poloskey	Parker Poloskey
LT	Henry Appleton	Henry Appleton	Henry Appleton	Henry Appleton	Henry Appleton	Henry Appleton	Henry Appleton
LG	Will Jeffcoat	Will Jeffcoat	Will Jeffcoat	Will Jeffcoat	Will Jeffcoat	Will Jeffcoat	Will Jeffcoat
C	Brady Small	Brady Small	Brady Small	Brady Small	Brady Small	Brady Small	Brady Small
RG	Paolo Gennarelli	Paolo Gennarelli	Paolo Gennarelli	Paolo Gennarelli	Paolo Gennarelli	Paolo Gennarelli	Paolo Gennarelli
RT	Teddy Williams	Teddy Williams	Teddy Williams	Teddy Williams	Teddy Williams	Teddy Williams	Teddy Williams
Position	at Air Force (8)						
QB	Cale Hellums						
RB	Hayden Reed						
RB	Samari Howard						
Slot Back	Noah Short						
WR	Brady Anderson						
TE	Parker Poloskey						
LT	Henry Appleton						
LG	Will Jeffcoat						
C	Brady Small						
RG	Paolo Gennarelli						
RT	Teddy Williams						

## DEFENSE

Position	Tarleton State (1)	at K-State (2)	North Texas (3)	at East Carolina (4)	at UAB (5)	vs. Charlotte (6)	at Tulane (7)
DL	Jack Latore	Jack Latore	Jack Latore	Jack Latore	Jack Latore	Jack Latore	Jack Latore
DL	Kody Harris-Miller	Jacob Tuioti	Jacob Tuioti	Jacob Tuioti	Jacob Tuioti	Jacob Tuioti	Jacob Tuioti
DL	Deshontez Gray	Jack Bousum	Jack Bousum	Jack Bousum	Jack Bousum	Jack Bousum	Jack Bousum
OLB	Eric Ford	Eric Ford	Eric Ford	Eric Ford	Eric Ford	Eric Ford	Eric Ford
ILB	Kalib Fortner	Kalib Fortner	Kalib Fortner	Kalib Fortner	Kalib Fortner	Kalib Fortner	Kalib Fortner
ILB	Andon Thomas	Andon Thomas	Andon Thomas	Andon Thomas	Andon Thomas	Andon Thomas	Andon Thomas
OLB	Gavin Shields	Gavin Shields	Gavin Shields	Gavin Shields	Gavin Shields	Gavin Shields	Gavin Shields
CB	Jaydan Mayes	Jaydan Mayes	Jaydan Mayes	Jaydan Mayes	Jaydan Mayes	Jaydan Mayes	Jaydan Mayes
S	Casey Larkin	Casey Larkin	Casey Larkin	Casey Larkin	Casey Larkin	Casey Larkin	Casey Larkin
S	Collin Matteson	Collin Matteson	Collin Matteson	Stephen Nnadozie	Collin Matteson	Collin Matteson	Collin Matteson
CB	Justin Weaver	Justin Weaver	Justin Weaver	Justin Weaver	Justin Weaver	Jabril Williams	Jabril Williams
Position	at Air Force (8)						
DL	Jack Latore						
DL	Kody Harris-Miller						
DL	Jack Bousum						
OLB	Eric Ford						
ILB	Kalib Fortner						
ILB	Andon Thomas						
OLB	Gavin Shields						
CB	Jaydan Mayes						
S	Casey Larkin						
S	Collin Matteson						
CB	Jabril Williams						

## 2025 TEAM NOTES

### A DAY IN THE LIFE OF A FOOTBALL CADET-ATHLETE

#### ANDON THOMAS • SENIOR • CHEMICAL ENGINEERING

##### Sample Schedule

- 0650 - Morning Formation
- 0705 - Breakfast
- 0740 - 0855 Officership
- 0905 - 1020 Heat and Mass Transfer
- 1055 - 1150 Golf
- 1155 - Lunch Formation
- 1200 - Lunch in mess hall
- 1245 - 1400 Commandant's Hour
- 1430 - Team Meeting
- 1500 - Lift/Position Meetings
- 1610 - Practice
- 1835 - Treatment and Team Dinner
- 1945 - Evening Team Study Hall
- 2330 - Lights Out

### 2025 TEAM CAPTAINS

In April, the team voted for team captains. Both inside linebackers Andon Thomas and Kalib Fortner were selected as team captains for the 2025 season. In 2021, Army also had only defensive captains when they had four: Nolan Cockrill, Cedrick Cunningham, Arik Smith, Marquel Broughton.

### CAMPBELL TROPHY FINALIST

In Andon Thomas has been selected as a finalist for the 2025 William V. Campbell Trophy, college football's premier scholar-athlete award that annually recognizes an individual as the absolute best in the nation for his combined academic success, football performance, and exemplary leadership. The award is often referred to as the "Academic Heisman."

From a pool of 180 candidates nationwide, Thomas has been selected as one of 16 finalists for the Campbell Trophy, the nation's premier scholar-athlete award.

Army joins Notre Dame, Texas, and Oregon as the only universities to produce two or more Campbell Trophy finalists over the last three seasons. Linebacker Leo Lowin was a finalist in 2023.

Academically, Thomas was named to the College Sports Communicators Academic All-America First Team in 2024. He boasts a 3.98 GPA while majoring in chemical engineering and is particularly interested in applying engineering principles to Army technology development. Following graduation, Thomas plans to pursue advanced studies in chemical engineering, conduct research to support the Army's technical challenges, and eventually return to West Point as a faculty member in the Department of Chemistry and Life Science.

### MONKEN'S HARDWARE

Head Coach Jeff Monken garnered national recognition for his leadership and teams' success in a historic 12-2 record-breaking 2024 season, earning several prestigious honors, including:

- **ANDY TALLEY REGIONAL COACH OF THE YEAR (MAXWELL FOOTBALL CLUB)**
- **PAUL "BEAR" BRYANT GROUP OF FIVE COACH OF THE YEAR**
- **AFCA REGIONAL COACH OF THE YEAR**
- **ECAC DIVISION I COACH OF THE YEAR**

He was also a finalist for the Paul "Bear" Bryant Coach of the Year award.

### DODD TROPHY WATCH LIST

Monken has been named to the 2025 Dodd Trophy Watch List, announced by the Bobby Dodd Coach of the Year Foundation and the Peach Bowl.

This year's list includes 26 of the nation's top college football coaches representing all Power Four conferences, as well as the AAC, Mountain West and an independent.

Additionally, four of the finalists for last year's award are represented with Kenny Dillingham (Arizona State), Dan Lanning (Oregon), Jeff Monken (Army) and the eventual winner of the 2024 Dodd Trophy, Notre Dame head coach Marcus Freeman.

The Dodd Trophy, college football's most coveted national coaching award, celebrates the head coach of a team who enjoys success on the gridiron, while also stressing the importance of scholarship, leadership and integrity – the three pillars of legendary coach Bobby Dodd's coaching philosophy.

### ALLSTATE AFCA GOOD WORKS® TEAM

Monken, also has been nominated to the 2025 Allstate AFCA Good Works Team.

The nomination marks Monken's third consecutive season making the initial nomination list. Among Monken's numerous acts of good work to the community, he annually plays and participates in the Peach Bowl Golf Tournament, with proceeds from the competition benefiting a charitable foundation of his choice.

### 2024 JOE MOORE AWARD WINNERS

In a surprise presentation at the team's hotel in Washington, D.C., ahead of the iconic Army-Navy Game presented by CBS Sports and USAA, Army's offensive line was honored with the Joe Moore Award—the only award in college football that recognizes an entire unit. This historic achievement marks Army's first-ever Joe Moore Award win and the first time a unit from a military academy or the Group of 5 has received this prestigious honor.

The Black Knights used the same five starters in every game in 2024: LT Connor Finucane, LG Bill Katsigiannis, C Brady Small, RG Paolo Gennarelli, RT Lucas Scott.



## 2025 TEAM NOTES

### 2025 WEEKLY AWARDS

#### COLLIN MATTESON (GAME 2 AT K-STATE)

Recorded five tackles, broke up three passes, and sealed the win by intercepting Wildcats quarterback Avery Johnson with 1:35 remaining. Just before that, he denied a deep completion with a timely breakup before the two-minute warning. — Named Bronko Nagurski National Defensive Player of the Week

— Garnered American Defensive Player of the Week Honors

— Named PFF College Defensive Player of the Week

— Named Lott IMPACT Trophy Player of the Week

#### CALE HELLUMS (GAME 2 AT K-STATE)

— Named Manning Award Star of the Week

— Named to Davey O'Brien Great 8 List For Week 2

**HELLUMS** — Also named American Conference honorable mentions following performances at UAB and vs. Charlotte.

#### DAWSON JONES (GAME 8 AT AIR FORCE)

— Garnered American Special Teams Player of the Week Honors

### ARMY VS. POWER CONFERENCES

The win over Kansas State marked Head Coach Jeff Monken's fourth win over a Power Conference program in his Army tenure (2014-pres.).

It Army's first victory over a Power Conference opponent since beating vs. Missouri in the 2021 Armed Forces Bowl.

The victory was also Army's first true road win over a Power Conference program since a 21-13 triumph at Wake Forest in 2016. It was also the Black Knights' first win over a Big 12 opponent since 2006, a 27-24 overtime victory against Baylor.

Year	Location	Opponent	Score	Result
2016	at	Wake Forest	21-13	W
2016	Neutral	Notre Dame	44-6	L
2017	at	#8 Ohio State	38-7	L
2017	vs.	Duke	21-16	W
2018	at	Duke	34-14	L
2018	at	#5 Oklahoma	28-21 (OT)	L
2019	at	#7 Michigan	24-21 (OT)	L
2020	BOWL	West Virginia	24-21	L
2021	at	Wisconsin	20-14	L
2021	vs.	#15 Wake Forest	70-56	L
2021	BOWL	Missouri	24-22	W
2022	at	#15 Wake Forest	45-10	L
2023	at	Syracuse	29-16	L
2023	vs.	Boston College	27-24	L
2023	at	#19 LSU	62-0	L
2024	Neutral	#6 Notre Dame	49-14	L
2025	at	Kansas State	24-21	W

### CARDIAC CADETS

Army erased a 13-0 first-half deficit and a seven-point hole entering the fourth quarter to rally past Kansas State in Week 2.

It marked Army's first comeback win of more than 13 points since 2020 and just its third since 2004.

Since 2003, the Black Knights have recorded only three victories after trailing by 13 or more points.

Game Date/Opponent	Trailing by
09/06/2025 at Kansas State	13
11/21/2020 vs. Georgia Southern	14
10/16/2004 at South Florida	14



### STILL RED HOT

Army began the 2023 season with a 2-6 record, before going on a historic run that carried into the 2024 season.

Army is 20-6 in its last 26 games dating back to November 2023.

The Black Knights got their run started when upsetting rival Air Force. The 23-3 blowout win gave Army its first win over an AP-ranked opponent since 1972 and handed Air Force its first loss of the 2023 season, breaking their 13-game win streak.

Date	Opponent	Result
11/4/23	#17 Air Force	W 23-3
11/11/23	Holy Cross	W 17-14
11/18/23	Coastal Carolina	W 28-21
12/9/23	Navy	W 17-11
8/30/24	Lehigh	W 42-7
9/7/24	@Florida Atlantic	W 24-7
9/21/24	Rice	W 37-14
9/26/24	@Temple	W 42-14
10/5/24	@Tulsa	W 49-7
10/12/24	UAB	W 44-10
10/19/24	East Carolina	W 45-28
11/2/24	Air Force	W 20-3
11/9/24	@North Texas	W 14-3
11/23/24	#6 Notre Dame	L 14-49
11/30/24	UTSA	W 29-24
12/6/24	Tulane	W 35-14
12/14/24	Navy	L 13-31
12/28/24	Louisiana Tech (Bowl Game)	W 27-6
8/29/25	Tarleton State	L, 27-30 (2OT)
9/6/25	@Kansas State	W, 24-21
9/20/25	North Texas	L, 45-38 (OT)
9/25/25	@East Carolina	L, 28-6
10/4/25	@UAB	W, 31-13
10/11/25	Charlotte	W, 24-7
10/18/25	@Tulane	L, 24-17
11/1/25	@Air Force	W, 20-17

### SERVICE ACADEMY EXCELLENCE

Since 2017, Monken and company has enjoyed a 72-38 win-loss record, the best among the three service academies in that span.

Rk	School	W	L	Pct.
1.	Army	72	38	.655
2.	Air Force	60	42	.588
3.	Navy	54	52	.509

### ACADEMY BOWL WINS (SINCE 2016)

Rk	School	W	L
1.	Army	5	1
2.	Air Force	4	0
3.	Navy	3	1

### 13-5

Head Coach Jeff Monken is 13-5 in his last 18 service academy games dating back to the Army-Navy Game in 2016.

### THANKSGIVING WEEKEND KICKOFF DATE SET

The American Conference announced that Army football's contest at UTSA will be played on Saturday, Nov. 29, with kickoff time and television network to be determined.

The American built a flexible Week 14 schedule to close the regular season, with the game eligible to be flexed to either Friday, Nov. 28, or Saturday, Nov. 29.

# 2025 TEAM NOTES

## 300+ RUSHING YARDS

Army rushed for 304 yards on offense in its win over Charlotte (Game 6), 24-7. It was the second time rushing for 300+ on the ground in 2025.

Army is one of nine teams to have rushed over 300+ yards in a game two or more times this season. Indiana has the most with four.

Since the start of last season (2024), Army has rushed for 300+ yards nine times, the most in the country in that span.

Team	300+ Games (since 2024)
ARMY	9
Jacksonville State	8
Navy	7
Indiana	6
USF	6

## 375+ RUSHING YARDS

Army rushed for 387 yards in Game 3 vs. North Texas. Army has rushed for 375+ yards 32 times since 2016, most in the country, four more than the next highest.

Team		Count	W-L
1. Army	2016-2025	32	27-5
2. Air Force	2016-2023	29	25-4
3. Navy	2016-2025	25	24-1
4. Georgia Tech	2017-2020	10	8-2
5. Georgia Southern	2016-2021	8	8-0

## BALL CONTROL

Army's 40:29 of time possession in its win over Kansas State ranks the sixth highest for Army since 2021.

	Date	Opp	TOP
1	9/15/23	UTSA	44:25:00
2	10/23/21	Wake Forest	42:43:00
3	11/9/24	North Texas	41:37:00
4	9/4/21	Georgia Southern	40:51:00
5	9/18/21	UConn	40:36:00
6	9/6/25	K-State	40:29:00

## NOVEMBER TO REMEMBER

Army is 7–1 in games played in the month of November since 2023, with the lone loss coming to Notre Dame last season.

The Black Knights' .875 winning percentage over that span is tied for the 8th-best mark in the nation.

## THIS WEEK'S COMBO

Army is wearing its uniform combination of gold helmets, gray jerseys, and gray pants vs. Temple

## SWAG TRACKER

### ARMY'S RECORD BY UNIFORM COMBINATION (SINCE 2017)

Helmet	Jersey	Pants	W	L
Gold	Black	Gold	25	2
Gold	Black	Black	5	5
Gold	White	Gold	7	11
Gold	White	White	4	3
Gold	Gray	Gray	4	1
Gold	Gray	Gold	0	1
Black	Black	Black	11	3
Black	Black	Gold	2	0
Black	White	White	3	4
Black	White	Black	5	5
Skull & Bones	Black	Black	2	0

Totals: 68 35

(Army-Navy uniforms not represented in this total)

## HONORED DIVISIONS OF THE GAME

Army began honoring a specific Army division with helmet decals and patches each week beginning in 2009.

### ARMY'S RECORD BY HONORED DIVISION (SINCE 2009)

Unit	W	L
U.S. Armed Forces	1	0
7th Infantry Division	7	3
Special Operations	6	4
2nd Infantry Division	11	5
1st Armored Division	10	6
10th Mountain Division	10	6
1st Cavalry Division	11	7
1st Infantry Division	10	7
3rd Infantry Division	9	9
25th Infantry Division	8	10
4th Infantry Division	8	9
82nd Airborne Division	7	10
101st Airborne Division	5	13
11th Airborne Division	1	2
U.S. Corps of Cadets	0	1
Total	104	92

## BORN IN THE USA

Breakdown of which states Army's roster hails from.

Texas: 34	South Carolina: 4	Massachusetts: 1
Florida: 14	Alabama: 3	Mississippi: 1
Georgia: 12	Delaware: 3	Montana: 1
California: 11	North Carolina: 3	Nevada: 1
Illinois: 10	Oklahoma: 3	Oregon: 1
New Jersey: 7	Virginia: 3	New York: 1
Tennessee: 7	Arizona: 2	Washington: 1
Ohio: 9	Connecticut: 2	West Virginia: 1
Pennsylvania: 8	Iowa: 2	
Indiana: 6	Louisiana: 2	
Michigan: 6	Minnesota: 2	
Missouri: 6	Arkansas: 1	
Maryland: 5	Colorado: 1	





# 2025 TEAM NOTES

## UNDER THE BRIGHT LIGHTS — ON NATIONAL TV

Army's record on ESPN since 2016 is 8-3 and is a combined 17-7 on nationally televised games on ESPN or CBS.

Army had won its last five games on ESPN until its most recent loss at ECU.

### ARMY'S RECORD BY TV CHANNEL (SINCE 2016)

CHANNEL	RECORD
CBS	9-3
ESPN	8-3
ESPN2	1-1
CBS SPORTS NETWORK	26-9

*\*All five of Army's home games in 2025 are on CBS Sports Network\**

*Army will play on ESPN at least twice in 2025 (at Kansas State, at East Carolina).*

## WIN THE TURNOVER BATTLE!

Since 2016, Army has an impressive 55–5 record when winning the turnover battle in games under the Jeff Monken.

### SINCE 2016 — TURNOVER MARGIN — WIN, LOSS RECORD BY YEAR

#### WHEN ARMY LOSES THE TURNOVER BATTLE (-1 OR WORSE)

	W	L
2025 -	0	2
2024 -	0	2
2023 -	1	5
2022 -	0	4
2021 -	0	2
2020 -	2	1
2019 -	1	4
2018 -	2	2
2017 -	2	2
2016 -	2	4
	<b>10</b>	<b>28</b>

#### WHEN THE TURNOVER BATTLE IS TIED (=0)

	W	L
2025 -	1	0
2024 -	4	0
2023 -	0	1
2022 -	0	2
2021 -	1	2
2020 -	2	1
2019 -	1	2
2018 -	3	0
2017 -	3	1
2016 -	0	1
	<b>15</b>	<b>10</b>

#### WHEN ARMY WINS THE TURNOVER BATTLE (+1 OR BETTER)

	W	L
2025 -	3	2
2024 -	8	0
2023 -	5	0
2022 -	6	0
2021 -	8	0
2020 -	5	1
2019 -	3	2
2018 -	6	0
2017 -	5	0
2016 -	6	0
	<b>55</b>	<b>5</b>

## 7 OR FEWER UNDER COACH NATE WOODY

Army's defense allowed only seven points vs. Charlotte. Under defensive coordinator Nate Woody (2020–present), the Black Knights have held opponents to seven points or fewer 15 times—winning all 15 games. That total ranks eighth nationally since 2020.

Date	Opponent	Results
1 9/5/20	Middle Tennessee State	W 42-0
9/12/20	Louisiana-Monroe	W 37-7
10/24/20	Mercer	W 49-3
12/12/20	Navy	W 15-0
12/19/20	Air Force	W 10-7
11/26/22	Massachusetts	W 44-7
9/9/23	Delaware St.	W 57-0
11/4/23	Air Force	W 23-3
8/30/24	Lehigh	W 42-7
9/7/24	Florida Atlantic	W 24-7
10/5/24	Tulsa	W 49-7
11/2/24	Air Force	W 20-3
11/9/24	North Texas	W 14-3
12/28/24	Louisiana Tech	W 27-6
10/11/25	Charlotte	W, 24-7

Last season (2024), Army's defense held its opponents to seven points or fewer in six of its 14 games.

Army's six times holding the opposition to seven or less was tied for the most in the country with Ohio State.

Rk.	Team	Year	Count
1	Army	2024	6
2	Ohio State	2024	6
3	James Madison	2024	5
4	Texas	2024	5

## 21 OR FEWER UNDER COACH NATE WOODY

Under Defensive Coordinator Nate Woody (2020-present), Army has held its opponents under 21 points 45 times, ranking T-8th best in the FBS in that span.

Rk	Team	Count	W	L
1	Georgia	58	58	0
2	Iowa	53	44	9
	Ohio State	53	51	2
4	Michigan	47	45	2
5	Alabama	46	45	1
	Notre Dame	46	42	4
	Penn State	46	42	4
8	ARMY	45	38	7
	Air Force	45	35	10

## AIR FORCE'S BOGEYMAN

Army has outscored Air Force 63–23 across the last three meetings, powered by a relentless defensive stretch under defensive coordinator Nate Woody.

The Black Knights had not allowed a touchdown to the Falcons in the previous two games (2023–24), and in the first half of 2025, a span of 11 consecutive quarters, before Air Force finally found the end zone on the final play of the third quarter on Saturday.

Before that score, Army's defense had held the Falcons without a touchdown on 31 straight possessions, dating back to the third quarter of the 2022 matchup at Globe Life Field in Arlington, Texas.

Turnovers have also been a major theme as the Black Knights have generated 12 takeaways in the last three meetings (six in 2023, three in 2024, three in 2025). This season, the unit has forced multiple turnovers in three games (East Carolina, UAB, Air Force) and produced three takeaways in a game for the first time since Nov. 30, 2024 vs. UTSA.

## 2025 TEAM NOTES

### LONG DRIVES

Army has put together seven drives this season of over 15 plays, its longest coming at UAB, an 18-play TD drive.

### MOST PLAYS PER DRIVES

Plays	Team (Drive)
24	Hawaii at Air Force (80 yards, 12:14)
20	Utah at UCLA (80 yards, 9:44)
20	Stanford at Hawaii (85 yards, 9:37)
19	Eastern Michigan vs. Buffalo (94 yards, 7:07)
19	Utah at Wyoming (78 yards, 7:23)
19	Air Force vs. Boise State (67 yards, 10:41)
19	Cal vs. San Diego State (75 yards, 10:07)
18	Oregon State vs. Fresno State (68 yards, 11:16)
18	Rice at Navy (48 yards, 8:15)
18	Bowling Green at Cincinnati (68 yards, 5:48)
18	ARMY AT UAB (74 YARDS, 10:34)
18	ARMY AT TULANE (48 YARDS, 11:44)
17	ARMY VS. CHARLOTTE (85 YARDS, 10:51)
17	Air Force vs. Bucknell (75 yards, 14:25)
17	Arizona State at Mississippi State (95 yards, 8:54)
17	Bowling Green vs. Lafayette (51 yards, 9:08)
17	Houston at Oregon State (78 yards, 7:47)
17	ARMY VS. NORTH TEXAS (58 YARDS, 9:58)
16	South Carolina vs. Kentucky (68 yards, 9:28)
16	Virginia vs. Florida State (75 yards, 7:58)
16	Utah at Wyoming (72 yards, 6:24)
16	Iowa at Iowa State (85 yards, 4:16)
16	Iowa at Iowa State (77 yards, 9:28)
16	Iowa vs. UMass (16 plays, 8:11)
16	Tulsa at Oklahoma State (67 yards, 6:22)
16	NC State at Duke (99 yards, 9:13)
16	Minnesota at Cal (69 yards, 6:34)
16	Clemson at Georgia Tech (75 yards, 6:57)
16	LSU vs. SE Louisiana (81 yards, 7:05)
16	ARMY AT KANSAS STATE (75 YARDS, 2:25)
16	Miami vs. Florida (37 yards, 8:19)
15	Virginia vs. Florida State (81 yards, 7:04)
15	Houston vs. Rice (76 yards, 6:50)
15	Utah vs. Cal Poly (75 yards, 9:01)
15	Tulsa at Oklahoma State (6- yards, 5:51)
15	Virginia vs. Coastal Carolina (53 yards, 5:15)
15	Navy vs. VMI (66 yards, 7:33)
15	ARMY VS. TARLETON STATE (67 YARDS, 7:49)
15	ARMY AT EAST CAROLINA (58 YARDS, 6:59)

### BALL CONTROL

Army has put together two scoring drives taking off over 10 minutes on the clock with another just shy of the 10-minute mark. Ironically, Army's longest drive at Tulane did not result in a score.

### MOST TIME OF POSSESSION ON DRIVES

TOP	Team (Drive)
14:25	Air Force vs. Bucknell (17 plays, 75 yards)
12:14	Hawaii at Air Force (24 plays, 80 yards)
11:44	ARMY AT TULANE (18 PLAYS, 48 YARDS)
11:16	Oregon State vs. Fresno State (18 plays, 68 yards)
10:41	Air Force vs. Boise State (19 plays, 67 Yards)
10:34	ARMY AT UAB (18 PLAYS, 74 YARDS)
10:51	ARMY VS. CHARLOTTE (17 PLAYS, 85 YARDS)
10:07	Cal vs. San Diego State (19 plays, 75 yards)
9:58	ARMY VS. NORTH TEXAS (17 PLAYS, 75 YARDS)
9:44	Utah at UCLA (20 plays, 80 yards)
9:37	Stanford at Hawaii (20 plays, 85 yards)
9:28	South Carolina vs. Kentucky (16 plays, 68 yards)
9:28	Iowa at Iowa State (16 plays, 77 yards)
9:13	NC State at Duke (16 plays, 99 yards)
9:08	Bowling Green vs. Lafayette (17 plays, 51 yards)
9:03	Cal at Boston College (14 plays, 84 yards)
9:01	Utah vs. Cal Poly (15 plays, 75 yards)

### 3 TDS + BY AN INDIVIDUAL PLAYER

Army has 10 3+ TD performances by an individual player since 2022, the most in the country during that span one more than Boise State (9).

All of Army's have come from the QB position in that span.

Player	3+ TD Games
Bryson Daily	6
Tyher Tyler	2
Cale Hellums	1

### MOST 3+ TD GAME PERFORMANCES BY TEAM (SINCE 2022)

1. ARMY	10
2. Boise State	9
3. UCF	7
Ohio	7



## 2025 TEAM NOTES

### KEEP AWAY

Under head coach Jeff Monken, Army has specialized in long, sustained drives that dominate time of possession and limit opportunities for opposing offenses. That approach has consistently kept the Black Knights' defense fresh, as Army has averaged the fewest defensive snaps per game of any FBS team from 2016-2024.

Team	Def Snaps	Def Snaps/Game	Rank
Army	6622	57.6	1
Air Force	6182	57.8	2
Wisconsin	6950	61.5	3
Minnesota	6848	62.3	4
Michigan	7179	63.0	5
Navy	7073	63.2	6
Georgia	7847	63.3	7
Utah	7128	63.6	8

### ONSIDE

Army's recovered an onside kick at Kansas State when Anderson Britton banged a kick off of a front line player on KSU's return team. It was Army's first successful recovery since 2020 vs. Abilene Christian.

### ANDERSON'S BREAKOUT

Sophomore WR Brady Anderson has been a breakout playmaker for the Army offense in 2025.

He hauled in a 68-yard touchdown late in the fourth quarter in Game 3 vs. North Texas, tied for the 21st-longest reception in program history.

Anderson recorded career-highs in both receptions (4) and receiving yards (97) at Tulane (10/18).

Anderson has recorded 60 or more receiving yards in three games this season (K-State, North Texas, Tulane).

He joins Casey Reynolds (2024) and Edgar Poe (2015) as the only players in the Jeff Monken era to post three or more games with 60+ receiving yards in a single season.

### ANDERSON NEARING RARE AIR

Anderson is averaging 30.6 yards per reception (10 catches, 306 yards). The program record for single-season yards per catch (minimum 15 receptions) is 30.9, set by Pete Dawkins in 1958.

### THREE SOLID PASS CATCHERS

With Anderson's latest reception last week, Army now has three players with at least 10 catches in a season for the first time in the Jeff Monken era — and the first time since 2013 (Xavier Moss, Chevaughn Lawrence, Anthony Stephens). Anderson joins Noah Short and Samari Howard in reaching the milestone.

### FIRST CAREER SCORE FOR SAMARI

RB Samari Howard caught his first career touchdown, a 17-yard score before halftime in Game 3 vs. North Texas.

### NEW FACES

Army had six starters making their first career starts vs. Tarleton State in Week 1.

First career starts included: LT Henry Appleton, RT Teddy Williams, WR Brady Anderson, TE Parker Poloskey, OLB Gavin Shields, FS Collin Matteson.

### EXPERIENCED STARTERS

Army returns many key starters that have logged many starts throughout their careers.

#### Career Starts

Small	34
Short	31
K. Fortner	31
Larkin	23
Thomas	22
Gennarelli	22
Latore	22
Mayes	21
Reed	16
Harris-Miller	13

### FIRST CAREER START FOR JABRIL

Senior Jabril Williams made his first career start at cornerback against Charlotte in Game 6. Williams has been a standout on special teams throughout his career, blocking two punts that were each recovered for Army touchdowns and recovering two additional blocked punts that he returned for scores.

### FIRST CAREER START FOR CARSON

Junior running back Carson Smith made his first career start at Tulane in Game 7, carrying the ball eight times for 27 yards.

WORK HORSE

Junior Cale Hellums made his first start behind center at Kansas State in Week 2 rushing 41 times for 124 yards and two touchdowns,

His 41 rushes were the most by any player in a single game in program history. In Game 7 at Tulane, Hellums followed up with a 38 carry performance.

MOST RUSHING ATTEMPTS - GAME - ARMY HISTORY

No.	Player	Year	ATT
1.	CALE HELLUMS VS. K-STATE	2025	41
2.	Gerald Walker vs. Harvard	1981	40
	Lynn Moore vs. Navy	1969	40
4.	C.J. Young vs. Tulane	2001	39
5.	CALE HELLUMS vs. Tulane	2025	38
	Bryson Daily vs. Notre Dame	2024	38

'W'S IN FIRST CAREER START

Hellums led the Black Knights to a win in his first career start behind center at Kansas State on Sept. 6, 2025. He joins these other Army QBs to win in their first start.

Cale Hellums is the first QB to beat a Power Conference school in his first start since Willie McMillian in 1989 vs. Wake Forest and the first to do so on the road since Bob Mohn in 1969 at Vanderbilt.

ARMY QBs TO WIN IN THEIR FIRST CAREER STARTS (SINCE 1996)

2025	CALE HELLUMS	KANSAS STATE	AWAY
2024	Dewayne Coleman	Air Force	Home
2020	Tyhier Tyler	Georgia Southern	Home
2020	Cade Ballard	Texas San Antonio	Away
2020	Jemei Jones	The Citadel	Home
2019	Jabari Laws	Texas San Antonio	Away
2018	Cam Thomas	Miami, Ohio	Home
2011	Max Jenkins	Fordham (NY)	Home
2009	Trent Steelman	Eastern Michigan	Away
1999	Chad Jenkins	New Mexico State	Home
1996	Adam Thompson	Yale	Home

AMONG FBS 10-TD RUSHERS

Hellums is one of seven players in the FBS with 20 or more rushing touchdowns this season and one of six quarterbacks to reach that mark.

IMPRESSIVE QB DEBUT

Cale Hellums became just the second Army quarterback since 1995 — joining Bryson Daily — to rush for over 120 yards, score multiple rushing touchdowns, throw for a touchdown, and complete at least 60% of his passes in the same game. Daily accomplished the feat twice in 2024, against Rice and East Carolina.

Player	Game	Cmp-Att	Cmp%	Yds	P-TD	Att	Yds	R-TD
CALE HELLUMS	— 9/6/25 at K-State	7-for-11	63.6%	43	1	41	124	2
Bryson Daily	— 9/21/24 vs. Rice	6-for-9	66.7%	107	2	23	145	3
Bryson Daily	— 10/19/24 vs. East Carolina	7-for-10	70%	147	1	31	171	5

120 AND 2 SCORES —NATIONALLY

Hellums is one of just three quarterbacks in the nation this season — along with fellow service academy QBs Air Force's Liam Szarka and Navy's Blake Horvath — to record multiple games rushing for at least 120 yards and two or more touchdowns.

Player	Team	Count
CALE HELLUMS	ARMY	3
Blake Horvath	Navy	2
Liam Szarka	Air Force	2

120 AND 2 SCORES FOR ARMY QBs

Hellums is just the fifth Army quarterback since 1995 to record multiple games rushing for at least 120 yards and two or more touchdowns.

Hellums has accomplished this feat vs. K-State, Charlotte and at Tulane.

Player	Times
Bryson Daily	10
Trent Steelman	4
Ahmad Bradshaw	4
CALE HELLUMS	3
Kelvin Hopkins Jr.	2

MULTIPLE TD GAME STREAK

Hellums scored two or more rushing touchdowns in three straight games (UAB, Charlotte, Tulane), joining Bryson Daily (nine games, 2024), Carlton Jones (four games, 2004), Michael Wallace (four games, 2000), Ty Amey (three games, 1997), and Ronnie McAda (three games, 1995) as Army players to record multiple rushing scores in at least three consecutive contests (since 1995).

BACK-TO-BACK DOUBLE-DIGIT TD SEASONS BY QB NO.1

Hellums has 11 rushing touchdowns on the year. It marks the first time Army's starting quarterback has rushed for 10 or more touchdowns in back-to-back seasons (Bryson Daily – 32 in 2024) since 2017–18 (Ahmad Bradshaw – 14 in 2017; Kelvin Hopkins Jr. – 17 in 2018).

CLOSING IN ON 1,000 AGAIN

Hellums, who is averaging 88.9 rushing yards per game, is approaching 1,000 rushing yards on the season.

If he reaches the mark, it would be the first time since at least 1995 that an Army quarterback has recorded back-to-back seasons with 1,000 rushing yards and 10+ touchdowns (Bryson Daily – 1,659 yards, 32 TDs, 2024).



## HELLUMS NOTES CONTINUED

### MULTIPLE RUSHING SCORES

Hellums has recorded four career games with two or more rushing touchdowns.

Since 1995, Bryson Daily holds the most games with two or more rushing touchdowns among Army quarterbacks.

Player	Career 2+ TD Games
Bryson Daily	13
Trent Steelman	12
Kelvin Hopkins Jr.	6
Tyhier Tyler	6
A.J. Schurr	5
Angel Santiago	5
Ahmad Bradshaw	5
CALE HELLUMS	4
Ronnie McAda	4
Christian Anderson	4
Joe Gerena	3
Jemel Jones	3

### MULTIPLE RUSHING SCORES —IN A SEASON

Hellums' four multi-rushing score games is tied for third most in a season by an Army QB (since 1995), only chasing Bryson Daily and Trent Steelman.

Player	Season	2+ TD Gms
1. Bryson Daily	2024	11
2. Trent Steelman	2012	6
3. CALE HELLUMS	2025	4
Trent Steelman	2011	4
Ahmad Bradshaw	2017	4
Kelvin Hopkins Jr.	2018	4
Tyhier Tyler	2022	4

### 100-YARD PERFORMANCES

Hellums rushed for a career best 163 yards at Tulane (10/18).

Date	Opponent	Att.	R-Yards	Avg.	TDs
10/18/25	at Tulane	38	163	4.3	2
10/11/25	Charlotte	21	143	6.8	2
9/6/25	at Kansas State	41	124	3.0	2

### SNEAK ATTACK

Hellums and the Army offense have been extremely effective running QB sneaks this season, the nations best in several categories.

#### QB Sneaks — This Season

Rush Attempts	19
1st Downs	14
Touchdowns	7

(ALL LEAD FBS)

### HOT AND READY

Hellums came off the bench in Game 5 at UAB to spark the Black Knights offense, with three rushing touchdowns, rushing for a team-high 81 yards.

### HELLUMS IN STARTS

Hellums has started five games for the Black Knights this season (K-State, North Texas, Charlotte, Tulane and Air Force).

In starts he has rushed 135 times for 470 yards 7 TDs and has passed 21-for-34 for 320 yards with two TDs and an INT.

### HELLUMS OFF THE BENCH

Coming in relief this season, Hellums has rushed 38 times for 160 yards for 4 TDs and has passed 3-for-10 for 56 yards.

### ATHLETIC FAMILY + MILITARY TIES

Hellums is one of three brothers, all of who played college athletics. His brother, Knox played basketball at UTSA and his brother, Pierce played for Sam Houston.

Pierce is currently an Army ranger.



CALE WON HIS FIRST START AT QB, THE FIRST FIRST ARMY QB TO GET HIS FIRST WIN OVER A POWER 4 SINCE 1989.

## QUARTERBACK | DEWAYNE COLEMAN NOTES

### BENCH WORK

Dwayne Coleman came off the bench in the second quarter vs. North Texas and ignited a rally, accounting for three touchdowns — two passing and one rushing — while throwing for 101 yards and rushing for 117 more on 23 carries. He led the Black Knights to a late field goal that forced overtime

### 100 AND 100

Coleman has passed for over 100 yards and rushed for over 100 yards in the same game two times this season.

He is one of four Army QB's to accomplish this feat more than twice in their Army career's since 1996.

Player	Count
Bryson Daily	6
Kelvin Hopkins Jr.	3
Trent Steelman	2
<b>DEWAYNE COLEMAN</b>	<b>2</b>

Also, Coleman joins only Daily and Bradshaw as QB's to go for over 100 yards each passing and rushing but adding 2+ passing touchdowns and a rushing touchdown in the game.

Player	Count
Bryson Daily	2
Ahmad Bradshaw	1
<b>DEWAYNE COLEMAN</b>	<b>1</b>



COLEMAN IS ONE OF 12 ARMY PASSERS TO TOSS 2+ TDS IN A GAME SINCE 1995

## SAFETY | COLLIN MATTESON NOTES

### SOLO WORK

Collin Matteson recorded 10 solo tackles at Air Force the first time an Army player had 10 solo tackles in a game since 2018.

PLAYER	SOLOS	DATE	OPP.
<b>COLLIN MATTESON</b>	<b>10</b>	<b>11/1/25</b>	<b>@ AIR FORCE</b>
James Nachtigal	11	12/22/18	Houston
Jeremy Timpf	12	12/27/16	North Texas
Jeremy Timpf	12	11/1/14	Air Force
Josh Jenkins	10	10/18/14	@ Kent State
Colby Miller	14	10/19/13	@ Temple
Geoffery Bacon	12	10/13/12	Kent State
Brandon Jeffries	10	9/22/12	@ Wake Forest
Thomas Holloway	12	10/8/11	@ Miami (OH)
Stephen Anderson	10	12/30/10	SMU
Donovan Travis	11	11/14/09	VMI
Stephen Anderson	11	9/19/09	Ball State
Frank Scappaticci	11	12/6/08	Navy
Caleb Campbell	14	11/17/07	Tulsa
Caleb Campbell	10	10/20/07	@ Georgia Tech
Jordan Murray	12	9/1/07	@ Akron
Caleb Campbell	10	9/10/05	@ Boston College



## DOUBLE 1K WATCH

Short is approaching 1,000 career yards in both rushing (939) and receiving (796).

With 61 more rushing yards and 204 more receiving yards, he will become the first player in program history to surpass 1,000 career yards in both categories.

Short is currently one of five players in Army history to have 800+ career rushing yards and 600+ career receiving yards.

Player		Rush Yds	Y/A	Rec. Yards	Y/R
Carlton Jones	2002-05	3536	4.2	826	8.9
Tyrell Robinson	2020-24	1630	6.9	761	21.1
Pete Dawkins	1956-58	1123	5.4	719	26.6
<b>NOAH SHORT</b>	<b>2022-25</b>	<b>939</b>	<b>6.7</b>	<b>796</b>	<b>15.3</b>
Jim Merriken	1976-78	868	4.1	674	11.0

## BIG DAY ON THE GROUND

Short rushed for 127 yards on 11 carries at ECU in Game 4. It was his second career 100-yard rushing performance, and the second-best of his career (160 yards at Florida Atlantic, 2024).

Short's 11.5 yards per rush average at ECU was tied for 14th best in a game in program history, with Ahmad Bradshaw's 265-yard, 23-carry showing at Air Force in 2017.

Short's 14.5 average at FAU in 2024 is sixth best in Army annuals.

Date	Opponent	Att	Yds	Y/A
9/7/24	Florida Atlantic	11	160	14.5
9/25/25	East Carolina	11	127	11.5

## BIG YARDAGE

Short currently ranks first in program history for total offensive yardage per touch.

## TOTAL OFFENSE YARDS/PLAY (min. 50 plays)

No.	Player	Years	Plays	YDS	AVG
1.	<b>NOAH SHORT</b>	<b>2022-pres.</b>	<b>193</b>	<b>1735</b>	<b>9.0</b>
2.	Tyrell Robinson	2020-24	271	2391	8.8
3.	Jordan Asberry	2015-18	162	1408	8.7
4.	Glenn Davis	1943-46	484	4131	8.5
5.	Terry Baggett	2011-14	233	1749	7.5

## MULTI-PURPOSE MAN

Short has logged two performances of over 120 scrimmage yards this season, the second and fourth most outputs of his career.

Date	Opponent	Scrimmage Yards
9/7/24	Florida Atlantic	160
<b>9/25/25</b>	<b>East Carolina</b>	<b>140</b>
10/5/24	Tulsa	132
<b>8/29/25</b>	<b>Tarleton St.</b>	<b>124</b>
9/23/23	Syracuse	111
9/26/24	Temple	105

## BACK TO THE ENDZONE

Noah Short recorded a 40-yard touchdown reception at Air Force as it was his first score this season and his first score in 16 games, as his last score before Saturday was Oct. 4, 2024, at Tulsa.

The catch was Short's 51st of his career — the most by any receiver in the Jeff Monken era (2014-present).

## MOST CATCHES IN MONKEN ERA

Short's TD catch at Air Force was his 51st of his career and later tied the mark for the most by any receiver in the Jeff Monken era (2014-present).

Player	Years	Rec
<b>NOAH SHORT</b>	<b>2022-25</b>	<b>52</b>
Isaiah Alston	2020-23	52
Edgar Poe	2014-16	42
Casey Reynolds	2022-24	36
Tyrell Robinson	2020-24	36

## RECEPTIONS ALL-TIME

Short is up to T-20th in career receptions in academy record books (1956-pres).

## RUN & CATCH

Short's 2024 campaign, in which he rushed for over 500 yards and added 300 receiving yards, marked just the second time since 1995 that an Army player has reached both marks in the same season.

Player/Season	Att	Yds	Y/A	TD	Rec	Yds	TD
Noah Short (2024)	75	569	7.62	2	17	318	3
Tyrell Robinson (2021)	78	615	7.9	3	13	382	3



AS A FRESHMAN IN 2022, SHORT BLOCKED A PUNT THAT WAS RECOVERED FOR THE TOUCHDOWN IN THE ARMY-NAVY GAME.



## LINEBACKER | KALIB FORTNER NOTES

### IMPACT TACKLES

Fortner has logged seven tackles for loss so far in 2025. He has 20 for his career ranking in the top-20 in program history (2002-present).

Rk	Player	Season	
1	Josh McNary	2008-10	48
2	Andrew King	2013-17	36
3	Alex Aukerman	2014-17	34
4	Stephen Anderson	2007-10	34
5	Jeremy Timpf	2014-16	33
6	Andre Carter II	2019-22	29
7	Arik Smith	2018-21	28
8	Cameron Craig	2003-06	24
9	Kenneth Brinson	2015-18	24
10	Victor Ugenyi	2006-09	24
11	James Nachtigal	2015-18	22
12	John Voit	2014-17	22
13	Steve Erzinger	2008-11	22
14	Cole Christiansen	2016-19	21
15	Michael Gann	2006-10	21
16	<b>KALIB FORTNER</b>	<b>2023-25</b>	<b>20</b>
17	Elijah Riley	2016-19	19

### FORTNER JOINS 200-TACKLE CLUB

Fortner now joins elite company in the Jeff Monken era, becoming just the eighth Army defender under Monken to surpass 200 career tackles.

He enters the week with 202 career stops, a total that places him alongside recent standouts such as Jeremy Timpf, Cole Christiansen, Arik Smith, Marquel Broughton, Andrew King, Leo Lowin, and James Nachtigal among the program's most productive defensive playmakers of the era.



FORTNER WAS NAMED THE 2023 ARMY-NAVY GAME MVP

## RUNNING BACK | HAYDEN REED NOTES

### MR. CONSISTENT

Reed, a senior has found paydirt in each of his four years of his collegiate playing career. This season, he scored on a 37-yard TD run vs. Tarleton State in the third quarter and another 37 yarder vs. North Texas. He pounded in his third score of the season at UAB.

Reed has scored at least two touchdowns in each of his four seasons, becoming the ninth player in Army history to do so.

Player	Count	Seasons
<b>HAYDEN REED</b>	<b>4</b>	<b>2022-2025</b>
Jakobi Buchanan	4	2020-2023
Tyrell Robinson	4	2020-2023
Larry Dixon	4	2011-2014
Raymond Maples	4	2010-2014
Trent Steelman	4	2009-2012
Jeremy Trimble	4	2004-2007
Carlton Jones	4	2002-2005
Mike Mayweather	4	1987- 1990

### 100 ON THE GROUND

Reed rushed for 113 yards on 19 attempts, scoring his second touchdown of the season and seventh career rushing score in Game 3 vs. North Texas.

Reed now has three career 100-yard performances.

Date	Opponent	Att.	R-Yards	Avg.	TDs
12/28/24	Louisiana Tech	20	114	5.7	1
9/20/25	North Texas	19	113	5.9	1
9/15/23	UTSA	20	107	5.4	1



### 1K CAREER YARDS

Reed is just 73 rushing yards away from reaching 1,000 for his career, which would make him the 66th player in Army history to hit that mark.

He currently averages 4.7 yards per carry.

## CAMPBELL TROPHY FINALIST

Thomas has been selected as a finalist for the 2025 William V. Campbell Trophy, college football's premier scholar-athlete award that annually recognizes an individual as the absolute best in the nation for his combined academic success, football performance, and exemplary leadership. The award is often referred to as the "Academic Heisman."

From a pool of 180 candidates nationwide, Thomas has been selected as one of 16 finalists for the Campbell Trophy, the nation's premier scholar-athlete award.

Army joins Notre Dame, Texas, and Oregon as the only universities to produce two or more Campbell Trophy finalists over the last three seasons. Linebacker Leo Lowin was a finalist in 2023.

Academically, Thomas was named to the College Sports Communicators Academic All-America First Team in 2024. He boasts a 3.98 GPA while majoring in chemical engineering and is particularly interested in applying engineering principles to Army technology development. Following graduation, Thomas plans to pursue advanced studies in chemical engineering, conduct research to support the Army's technical challenges, and eventually return to West Point as a faculty member in the Department of Chemistry and Life Science.

## TACKLE MACHINE

Thomas currently ranks T-3rd in the American Conference in total tackles and first in the conference in solo tackles.

Player	Team	Tot Tackles
Ray Coney	Tulsa	89
Andrew Awe	Rice	71
ANDON THOMAS	ARMY	69

Player	Team	Solo Tackles
ANDON THOMAS	ARMY	44
Chris Bracy	Memphis	40
Mac Harris	South Florida	37

## 95+ TACKLES

Thomas led the Army defense with 98 total tackles in 2024.

Through eight games this season, he has totaled 69 tackles and is on pace to surpass 95 once again.

If Thomas reaches 95 or more tackles, he would become just the fourth Army defender since 2005 to record multiple seasons with 95+ tackles.

Player	Seasons with 95+ Tackles
Caleb Campbell	2
Jeremy Timpf	2
James Nachtigal	2



THOMAS WAS A 2024 AAC ALL-THIRD TEAM SELECTION

## 2025 TEAM NOTES

### ACTIVE NFL PLAYERS FROM ARMY



#### **Brett Toth, OL, 2020-Present.**

- Helped Army win its first Commander-in-Chief's Trophy as a senior in 2017 since 1996. Has played in 17 career NFL games with one start for the Philadelphia Eagles (2020-21). Toth appeared late in the fourth quarter during the Eagles' Super Bowl LIX win. Toth made the Eagles 53-man roster following training camp.

#### **Cole Christiansen, LB, 2020-Present.**

- Signed with the Los Angeles Chargers as an undrafted free agent in 2020, after receiving a waiver that allowed him to serve in the reserves and delay his active-duty commitment until after his playing career is over. Was a member of the 2022 and 2023 Super Bowl Champion Kansas City Chiefs. Finished his Army career with 275 tackles, which ranks 20th most in school records.

#### **Jon Rhattigan, LB, 2021-Present.**

- Did not become a starter for Army until his senior season in 2020, where he finished with 78 total tackles, nine tackles for loss, 1.5 sacks, two interceptions, two pass breakups, and two fumble recoveries. Signed with the Seattle Seahawks in 2021, and has appeared in 36 games, totaling 32 tackles as a mainstay on special teams units. Rhattigan signed with the Carolina Panthers in 2024. Rhattigan signed with the Las Vegas Raiders, reuniting him with Pete Carroll in October, 2025.

#### **Andre Carter II, LB, 2023-Present.**

- Signed as an undrafted free agent by the Minnesota Vikings in 2023. In 2021, Andre Carter became Army's first AP All-American in 31 years (Third Team). His 15.5 sacks in 2021 were the most in a single season in Army history. His 15.5 sacks were also the second most in the country behind Alabama's Will Anderson (17.5). Carter spent 2025 training camp with the Las Vegas Raiders and has since signed to the Detroit Lions Practice Squad.

#### **Jimmy Ciarlo, OLB, 2024-Present.**

- Signed as an undrafted free agent by the New York Jets in 2024. Ciarlo was one of four team captains as a senior in 2023, logging career highs with 58 tackles (29 solo), 5.5 tackles for loss, 3.0 sacks, and one forced fumble. He signed with the Buffalo Bills in August 2025 and began the season on the Practice Squad before signing to the active roster on Oct. 4.

#### **Lucas Scott, FB, 2025-Present.**

- Signed as an undrafted free agent by the Baltimore Ravens in 2025 as an FB. He started all 14 games at right tackle for the Black Knights in 2024, helping the offensive line pave the way for two 1,000-yard rushers — quarterback Bryson Daily and running back Kanye Udoh — only the third such duo in program history. Army led the FBS with 300.5 rushing yards per game, and its offensive line earned the Joe Moore Award, becoming the first Group of Five school to win the honor. Begins the season on the Practice Squad.

### NFL COACHES FROM ARMY

#### **Ben Kotwica, Los Angeles Rams -- Assistant Special Teams Coordinator**

- Played linebacker and was a team captain on Army's 1996 Bowl team. Is in his first season with L.A. after spending time with the Denver Broncos.

### HARD KNOCKS TV STAR

Hard Knocks, the long-running NFL documentary series produced by HBO and NFL Films has been giving fans a behind-the-scenes look at training camp with the Buffalo Bills this summer.

2023 Army football team captain, Jimmy Ciarlo has been featured as the series has been highlighted his inspiring comeback following an ACL injury.

Ciarlo was signed just three days before Buffalo's preseason opener this August, marking his return to football with a standout special teams performance.

Ciarlo was originally signed to the Bills' practice squad but is now on the 53-man roster.

### CARRYING THE BLACK FLAG

The Skull and Crossbones logo, as used on the "Black Flag", has been synonymous with Army Football for more than a quarter of a century. Emblazoned on the flag that is run out of the tunnel by Army football players each game day, the logo symbolizes the hallmarks of the program: toughness, tenacity, camaraderie and accountability.

Game 1: **Will Jeffcoat**

Game 2: **Liam Fortner**

Game 3: **Jacob Tuioti**

Game 4: **Justin Weaver**

Game 5: **Eric Ford**

Game 6: **Gavin Shields**

Game 7: **Lloyd Benson III**

Game 8: **Andon Thomas**

### HEROIC EFFORT

Sophomore safety Larry Pickett Jr. drew national media attention in early September for living out the Army's Warrior Ethos off the field — placing himself in harm's way to pull a man from a crashed car threatened by a live power line. His courage and composure ensured everyone walked away safely.

### CAPITAL ONE ORANGE BOWL-FWAA COURAGE AWARD

Larry Pickett Jr. was the first weekly nomination for the 2025 Capital One Orange Bowl-FWAA Courage Award. Pickett, a sophomore safety, rescued a man from a burning car earlier this season.

Pickett was with his family when they drove by an accident in Fort Montgomery, N.Y., in the early morning hours of Sunday, Aug. 31. A car had crashed into a utility pole, and there were live wires on the ground near the pole. In the midst of the dangerous scene, Pickett and his father, Larry Sr., raced out of their car and toward the damaged vehicle to pull out its driver, who was unresponsive.

### PURPLE TEAMS

Army opened the 2025 season facing back-to-back opponents whose primary color is purple — Week 1 vs. Tarleton State and Week 2 at Kansas State. It marks the first time since 2002 that Army has played purple-clad opponents in consecutive weeks when they played East Carolina and TCU.

### BROTHERLY LOVE

Army has three sets of brothers on the roster in the Bartosh's, Kloska's and the Fortner's.

**Briggs and Braden Bartosh** -- Briggs is a sophomore running back and Braden is a senior offensive lineman.

**Tim and Kyle Kloska** -- Tim is a sophomore running back and Kyle is a junior offensive lineman. Kyle transferred to Army from Central Michigan so he could play with his brother.

**Kalib and Liam Fortner** -- Twin brothers from Knoxville, Tenn. both are major contributors. Kalib is a starting inside linebacker and Liam at starting wide receiver.

### FACELIFT

Michie Stadium is currently undergoing a major construction project, the Michie Stadium Preservation Project.

Expected completion for this project, which will rebuild and modernize the current East Stands, is slated for Summer 2026. During this time, Army West Point will continue to welcome fans at Michie Stadium for men's and women's lacrosse, football, graduation, and other special events



# 2024 SEASON IN REVIEW

## CONFERENCE CHAMPS

The Black Knights, who were playing in a conference for the first time in 20 years as a member of the American Conference, took the league and nation by storm, posting a perfect 8-0 record in the league and on its way to winning its first-ever conference championship, defeating Tulane. Army's impressive season marked only its second 11-win season in school history, the other coming in 2018, an 11-2 campaign under Monken as well.

## HOT START

Army began the season 9-0 for the first time since 1996 before suffering its first setback. It was only the seventh time in school history (1916, 1933, 1944, 1945, 1949, 1996 and 2024) beginning 9-0.

## STREAKIN'

Army built a 13-game winning streak, which was the nation's longest active winning streak. The streak came to an end with a defeat to Notre Dame (11/23).

It was Army's longest winning streak since between the 1949-1950 seasons, teams coached by the legendary Earl 'Red' Blaik.

## DOMINANCE

Until Army's ninth game at North Texas, Army did not trail in a game in 2024 but at any point during its winning streak to that point. Since 2003, the only team with a longer streak without playing from behind was Alabama, in the last nine games of its 2020 National Championship season and the first five games of the 2021 season.

## RANKED AT MICHIE

When hosting East Carolina at Michie Stadium on 10/19/2024, Army was ranked #23 in the AP Poll. It was Army's first home game at Michie while being ranked since 1959.

## A PERFECT CONFERENCE MARK

Army joined UCF (2013, 2017, 2018), Cincinnati (2021), Houston (2021), SMU (2023), and Tulane (2023) as the only American teams to go 8-0 in conference in a season.

## 12+ WINS IN ELITE AIR

Army finished as one of seven FBS teams to win 12+ games in 2024.

Rk	Team	G	W	L	W-L%
1	Ohio State	16	14	2	0.875
2	Notre Dame	16	14	2	0.875
3	Oregon	14	13	1	0.929
4	Penn State	16	13	3	0.813
5	Texas	16	13	3	0.813
6	ARMY	14	12	2	0.857
7	Boise State	14	12	2	0.857

## TOP SERVICE ACADEMY SEASON

Army's 12-win 2024 was only the third 12-win season by a service academy joining Air Force (1985 & 1998).

## CAPTAIN AMERICA

Quarterback Bryson Daily led the country with 32 rushing TDs, the most ever in a season by a QB. He became the sixth player in NCAA history to total 30+ rushing touchdowns in a season on his way to finishing sixth in the voting for the Heisman Trophy. His 32 rushing touchdowns are third most in a season all time only behind Barry Sanders, 37 (Oklahoma State, 1988) and Montee Ball, 33 (Wisconsin, 2011).

## HEISMAN TROPHY RESULTS

Rk	Player	School	Class	Pos	1st	2nd	3rd	Total
1	Travis Hunter	Colorado	JR	CB	552	261	53	2231
2	Ashton Jeanty	Boise State	JR	RB	309	517	56	2017
3	Dillon Gabriel	Oregon	SR	QB	24	52	340	516
4	Cameron Ward	Miami (FL)	SR	QB	6	24	163	229
5	Cameron Skattebo	Arizona State	SR	RB	3	18	125	170
6	BRYSON DAILY	ARMY	SR	QB	3	7	46	69
7	Tyler Warren	Penn State	SR	TE	1	7	35	52
8	Shedeur Sanders	Colorado	SR	QB	1	7	30	47
9	Kurtis Rourke	Indiana	SR	QB	2	3	10	22
10	Kyle McCord	Syracuse	SR	QB	0	1	7	9

Daily had a record-setting season, breaking numerous long-standing Army program records.

## MOST RUSHING TOUCHDOWNS - SEASON - ARMY HISTORY

No.	Player	Year	TD
1.	BRYSON DAILY	2024	32
2.	Carlton Jones	2004	17
	Trent Steelman	2012	17
	Kelvin Hopkins Jr.	2018	17
5.	Glenn Davis	1945	15

## MOST 100-YARD RUSHING GAMES - SEASON - ARMY HISTORY

No.	Player	Year	100 YD GAMES
1.	BRYSON DAILY	2024	11
2.	Mike Mayweather	1990	8
3.	Nate Sassaman	1984	7
	Trent Steelman	2012	7
	Ahmad Bradshaw	2017	7

## RUSHING YARDS - SEASON - ARMY HISTORY

No.	Player	Year	ATT	AVG	YDS
1.	Ahmad Bradshaw	2017	242	7.2	1746
2.	BRYSON DAILY	2024	310	5.4	1659
3.	Collin Mooney	2008	231	5.8	1339

## RUSHING TOUCHDOWNS - CAREER - ARMY HISTORY

No.	Player	Years	TD
1.	Trent Steelman	2009-12	45
2.	Glenn Davis	1943-46	43
3.	BRYSON DAILY	2021-24	41

## TOUCHDOWNS SCORED -- SINGLE SEASON

No.	Player	Year	R	RC	RT	Total
1.	BRYSON DAILY	2024	32	0	0	32
2.	Glenn Davis	1944	14	4	2	20
3.	Felix "Doc" Blanchard	1945	13	3	3	19
4.	Glenn Davis	1945	15	3	0	18

## TOUCHDOWNS RESPONSIBLE FOR - SEASON - ARMY HISTORY

No.	Player	Year	R	P	RC	RT	Total
1.	BRYSON DAILY	2024	32	9	0	0	41
2.	Leamon Hall	1977	8	15	0	0	23
	Kelvin Hopkins Jr.	2018	17	6	0	0	23
4.	Glenn Davis	1944	14	1	4	2	21
	Glenn Davis	1945	15	3	3	0	21
6.	Felix "Doc" Blanchard	1945	13	0	3	3	19





# HEAD COACH JEFF MONKEN

**12TH SEASON | MILLIKIN, 1989**

Jeff Monken enters his 12th season leading the Army West Point football program in 2025, having been named the 37th head coach in program history on December 24, 2013.

Monken boasts an impressive career head coaching record of 122-77 (.614), including an 86-61 (.586) mark at Army.

Entering 2025, Monken and his Black Knights hold a 16-2 record in their last 18 games dating back to November 2023.

In the 2024 season, Jeff Monken led the Army Black Knights to a historic, record-breaking campaign. Army posted a 12-2 record, marking the first 12-win season in the program's 135-year history, and captured its first-ever conference championship, winning the American Athletic Conference (AAC) in its debut season as a league member. For his team's remarkable accomplishments, Monken was named AAC Coach of the Year.

Army's 12 wins also marked just the third time in history that a service academy recorded 12 or more victories in a season.

Monken garnered national recognition for his leadership, earning several prestigious honors, including:

- Andy Talley Regional Coach of the Year (Maxwell Football Club)
- Paul "Bear" Bryant Group of Five Coach of the Year
- AFCA Regional Coach of the Year
- ECAC Division I Coach of the Year

He was also a finalist for the Paul "Bear" Bryant Coach of the Year award.

The Black Knights broke onto the national stage in 2024, appearing in the College Football Playoff rankings for the first time and rising as high as #19 in late November. They also maintained a position in the AP Top 25 Poll for nine consecutive weeks, the program's longest such streak since being ranked every week during the 1958 season. Army concluded the season ranked #21 in the AP Poll, just the third time since 1996 the program has finished in the Top 25.

During the season, Army built a 13-game winning streak, the longest active streak in the nation before it ended with a loss to Notre Dame. It was Army's longest winning streak since the 1949-50 seasons, when the program was led by legendary coach Earl "Red" Blaik.

The Black Knights capped their storybook season with a victory over Louisiana Tech in the Radiance Technologies Independence Bowl.

Army was also perfect at home, going 6-0 in the regular season at Michie Stadium and 7-0 overall including the AAC Championship Game. It marked the fourth time under Monken (2017, 2018, 2020, 2024) that Army went undefeated at home. Under his leadership, the Black Knights boast a 45-17 (.725) home record from 2014 to the present.

Army also became just the sixth team in AAC history to go a perfect 8-0 in conference play, joining UCF (2013, 2017, 2018), Cincinnati (2021), Houston (2021), SMU (2023), and Tulane (2023).

Monken's squad was powered by senior quarterback Bryson Daily, who emerged as one of the nation's premier players. Daily led the NCAA with 32 rushing touchdowns, the most ever in a season by a quarterback, and shattered multiple Army records, including:

- Most touchdowns responsible for in a season
- Most rushing touchdowns in a season
- Most rushing touchdowns in a single game

Daily's remarkable season earned him sixth place in the Heisman Trophy voting, the highest finish by an Army player since Pete Dawkins won the award in 1958.

Monken has led Army to great success against the other service academies during his tenure, winning 13 of the last 18 contests against Air Force and Navy. This includes winning six of the last eight matchups vs. Air Force (2017, 2018, 2020, 2021, 2023, 2024) and six of the last nine against Navy (2016, 2017, 2018, 2020, 2022, 2023). Monken has captured five bowl-game victories (2016, 2017, 2018, 2021, 2024) and has led Army to win the Commander-in-Chief's Trophy—a series among the U.S. service academies—four times (2017, 2018, 2020, 2023) in the last eight seasons, also retaining the trophy in 2021.

Since 2017, Monken and the Black Knights have enjoyed a 68-34 (.667) win-loss record, the best among the service academy programs.

In 2023, Monken led Army to recapture the coveted Commander-in-Chief's Trophy for the 10th time in school history, awarded annually to each season's winner of the triangular rivalry series between Army, Air Force, and Navy. The CIC Trophy was Army's fourth in the past seven seasons at that time, as Army only had four combined in the previous 39 years.

The Black Knights rallied to win four in a row to end the 2023 season to finish 6-6, including over Air Force and Navy. One of the biggest victories in Monken's career and school history came as Army upset rival undefeated #17 AP-ranked Air Force, 23-3 at Empower Field at Mile High, snapping their 13-game winning streak which dated back to the previous season. The win was Army's first over an AP-ranked opponent since 1972, when it also defeated #19 Air Force. It was also Army's first win of 20 or more points vs. an AP-ranked opponent since 1958 beating #18 South Carolina, 45-8. It was only the second time that Army had beaten a team that entered the game 8-0 or better. The other instance was November 13, 1976, vs. Colgate, winning 29-13.

Monken's team was led by several notable contributors which included quarterback Bryson Daily, who started 10 games, becoming only the second Army QB to rush and pass for over 900 yards in a season. Daily accounted for a team-high 14 touchdowns (seven rushing, seven passing). Daily was joined by standout freshman running back Kanye Udoh in the backfield who was named the ECAC Division I FBS Rookie of the Year. Udoh rushed for 524 yards, trailing only Daily for the team lead. His 524 yards on the ground ranked 10th among all FBS freshmen in the country on the season.

Defensively, team captain Leo Lowin led the unit in tackles for the second consecutive season with 92 total tackles. He added 4.5 tackles for loss and 3.0 sacks, and four forced fumbles that ranked tied for third most in the country. Lowin was also selected as one of 16 finalists for the William V. Campbell Trophy, college football's premier scholar-athlete award that annually recognizes an individual as the absolute best in the nation for his combined academic success, football performance and exemplary leadership. It is considered by many to be the "Academic Heisman" and nicknamed as such.

Thirteen players were selected to the 2023 Phil Steele Postseason All-Independent Team. Army saw four first-team selections, OL Connor Finucane, DB Quindrelin Hammonds, LB Leo Lowin, and DB Bo Nicolas-Paul. LB Jimmy Ciarlo, QB Bryson Daily, OL Jackson Filipowicz, TE Joshua Lingenfelter, K Quinn Maretzki, DB Jabari Moore, RB Kanye Udoh, DB Jabil Williams (Special Teams) and WR Isaiah Alston were named to the second team.

On September 18, 2023, Monken agreed to a multi-year contract extension with Army West Point.

In 2022, with a Week 3 home victory over Villanova, Monken logged his then 59th career win at Army West Point, breaking a tie with the legendary Army coach Charles Daly and surpassing his mark for second place on the Academy's all-time win list. First is Red Blaik with 121 career victories.

In the 2022 campaign, he led Army to overcome a difficult 1-4 start by winning five out of its last seven games to finish 6-6, culminating with a double-OT victory over arch-rival Navy, the first-ever overtime game in the history of the Army-Navy Game series. The win over Navy marked victories for Army in five of the last seven meetings since 2016. The offense was led by senior QB Tyhier Tyler, who posted a career-high 12 rushing touchdowns, which was second in the FBS by all quarterbacks. He also was the first Army quarterback with 10+ rushing touchdowns since Kelvin Hopkins Jr totaled 17 in 2018. The senior quarterback finishes his Army career with 24 rushing touchdowns, T-3rd most by an Army QB, which is also good for T-10th on Army's all-time rushing TD list. With Tyler primarily at the helm, the Black Knights ranked second in the country rushing for 289.4 yards per game. Army's 38 rushing touchdowns were tied for second-most only behind Tennessee (39).

The defense also saw consistent improvement throughout the season. During Army's 5-2 finish, the defense only gave up 15.0 points per game. During this span of the season, Army's 105 points allowed were tied for the sixth-fewest in the country. The special teams units made big plays throughout the season, including a punt return touchdown by Tyrell Robinson and two blocked punts for touchdowns against UConn and Navy. Army's three special teams TDs were second most in the FBS.

Seven Black Knights were selected to Phil Steele's Postseason All-Independent Team in first-team selections, C Connor Bishop, LB Andre Carter II, S Marquel Broughton, and Tyrell Robinson, who was selected as a punt returner. QB Tyhier Tyler, OL Connor Finucane and LB Leo Lowin were named to the second team. Additionally, Andre Carter participated in the Reese's Senior Bowl, a post-season college all-star game for top NFL prospects. Carter signed as an undrafted free agent with the Minnesota Vikings.

Outscoring all opponents 427-290 in 13 games in 2021, the Black Knights finished the season 9-4, recording the sixth winning season in the eight seasons under Head Coach Jeff Monken. The Black Knights' success led him to earn 2021 ECAC Coach of the Year honors.





The Black Knights won a fourth-consecutive Armed Forces Bowl in their fifth Bowl game in six years. Facing Missouri for the first time in 40 years, the Black Knights secured their fourth Armed Forces Bowl victory in 11 years. The win also marks as Army's first win against an SEC opponent since 2009. The Black Knights started the season 4-0 for the first time in 25 years as well as having an unbeaten record in November, accounting for only the third time in 21 years to mark the feat, two of those coming under Monken (2018, 2021). A dynamic Black Knight explosive attack was led by QB Christian Anderson who threw five touchdowns for 34 yards-or-more, while also rushing for the most single-game yards by a quarterback in the NCAA with 236 (Week 4). Anderson also marked three 50 yard-or-more rushing touchdowns. 2021 also saw Army's first Associated Press All-American in 31 years, where LB Andre Carter's career-high 15.5 sacks set a new Academy record for total sacks in a single season. Carter was additionally named an All-American by Phil Steele, marking also as an Academy first. Nine Black Knights were selected to Phil Steele's All-Independent Team, along with Team Captain LB Arik Smith selected as the 2021 Defender of the Nation and to the Associated Press All-Bowl Team. Smith, the team's leading tackler in back-to-back seasons was also a Campbell Trophy semifinalist and the Lockheed Martin Armed Forces Bowl MVP.

The 2020 season Monken led the Black Knights to post a 9-3 record including rivalry wins over both Navy and Air Force. Army was led by the nation's top defensive unit, as the Black Knights ranked first in the FBS in Total Defense, allowing only 275.3 yards per game. The Black Knights also ranked in the country's top five in scoring defense (2nd - 14.83 ppg), red-zone defense (2nd - .645 scoring pct.), and passing yards allowed (2nd - 160.8 ypg).

On the offensive side of the ball, Army displayed one of the most successful and diverse rushing attacks in the country thanks to Monken's triple-option scheme. The Cadets totaled over 250 rush yards in seven contests, including 441 vs Abilene Christian (Oct. 3) and 439 vs. Louisiana-Monroe (Sep. 12). Those marks were good for the 6th and 7th highest totals in a single game in the FBS during the 2020 season, respectively. Paced by a balanced rushing attack, the Cadets dominated time-of-possession over their opposition in 2020, holding the ball for an average of 34 minutes per game. The 2020 season started strong, as the Black Knights defeated Middle Tennessee State, 42-0, in the season opener, the first Army shutout since blanking Air Force in Colorado Springs, Colo., 21-0, on Nov. 4, 2017. The 42-0 victory was Army's largest shutout victory over an FBS school since 1963, when it defeated Wake Forest, 47-0. In the 2020 version of America's Game, Army's defensive unit held Navy's rushing attack to just 108 yards, the least amount of rushing yards by the Mids since 2001. The 15-0 shutout of Navy was the first time since Nov. 29, 1969, that Army shut out the Mids. The 2020 Commander-in-Chief Trophy Champions also climbed into the national rankings throughout the season, twice finding themselves in the AP Top 25 (22nd - Weeks 3-4). It was just the fourth time since 1970 that Army won at least six games in its first seven tilts. Monken coached several players to postseason honors in 2020 including USA Today Second-Team All-American Jon Rhattigan.

The 2019 season featured five wins for the Black Knights as Army averaged 297.2 rushing yards per game (3rd nationally) and had 3,863 net rushing yards total (3rd). The Black Knights' 45 rushing scores were tied for second in the nation, while their 5.2 yards per rush was 17th. The Black Knights were fifth nationally in passing defense (178.9), tied for 27th in fumble recoveries (10), 27th in first downs allowed (234) and 30th in total defense (342.3). West Point was eighth nationally in fewest penalty yards per game (38.2) and 12th in fewest penalties per game (4.6). Army is now 17-2 in its last 19 games played at Michie Stadium dating back to the 2016 season. The Cadets' 3,863 yards on the ground this season was good for sixth in program history at the time. In the VMI win, Army finished with 594 rushing yards, good for third-most in program history and the most since Nov. 18, 1989, vs. Colgate. Army's defense held UMass to 125 total yards, a program record for the fewest allowed to an FBS opponent. UMass was limited to just 19 yards in the second half. The Black Knights held the Minutemen to 26 rushing yards on 26 attempts, the fewest since allowing 10 to Lafayette on Oct. 15, 2016.

In 2018, Monken led the Cadets to a historic year as his squad became nationally ranked in early November for the first time in 22 years (1996). They remained in the Top-25 throughout the rest of the season and finished ranked No. 19 in the Associated Press Poll and No. 20 in the Amway Coaches Poll. The year was highlighted by a program-record 11 wins, marking the first time in Academy history the Black Knights registered 10-plus wins in back-to-back seasons. Army also won the Commander-in-Chief's trophy in consecutive seasons for the first time in program lore, while also garnering the Lambert Trophy for the first time in 60 years. The Black Knights became the first three-time winner of the Armed Forces Bowl as well that season after they routed Houston, 70-14, on Dec. 22. The 70 points put up by Army in that contest tied an FBS record for points scored in a bowl game. To cap the 2018 season, the Cadets won 13 games in a row at home and finished their second-straight season going unbeaten at Michie Stadium. They held five consecutive opponents to 14 or fewer points to end the year as well and finished 11-0 when leading at the half. Army closed the year ranked first nationally in third down conversion percentage (.571), fourth down conversion percentage (.861), and time of possession (38:33), while also sitting second in rushing offense with 312.5 yards per game. Twelve cadet-athletes were named to Phil Steele's All-Independent Team, and Monken received national praise after winning the George Munger Collegiate Coach of the Year Award and the Vince Lombardi Award for National College Coach of the Year. He was also named a finalist for the Paul "Bear" Bryant and Eddie Robinson Awards for Coach of the Year.

In 2017, Monken led Army to its most successful season in over two decades, earning 10 victories, the Commander-in-Chief's Trophy, and a victory in the Armed Forces Bowl. The Black Knights won the NCAA Division I Football Bowl Subdivision rushing title by averaging 362.3 rushing yards per game and finished with 50 rushing touchdowns, which broke the program record for a single season set a year prior. On the other side of the ball, Army was third in the nation in red zone defense and 14th against the pass. The Black Knights held opponents to 22 points per game, ending Air Force's 306-game scoring streak with a 21-0 victory at Falcon Stadium. It was the first shutout against a service academy since 1969. The Black Knights were also rewarded for their success as the ECAC Division I FBS Team of the Year.

The 2016 season was a memorable one for the Black Knights under Monken. He led them to their first win over Navy since 2001 and a victory in a Bowl game. The last time the Black Knights accomplished both feats in the same season was in 1984. Army was second in the nation in rushing offense and ran for a then Academy single-season 46 touchdowns, which eclipsed the 1945 national championship team. Defensively, Army was consistently in the top-10 in total defense and closed out the year fourth in the nation.

In 2015, Monken coached Army to a pair of wins over Bucknell and Eastern Michigan. The Black Knights had five players reach 100 yards rushing in a game that year and had three different quarterbacks throw for 100 yards. Signal callers Ahmad Bradshaw and Chris Carter ran and threw for 100 yards in their career debuts. Army won on the road for the first time since 2010 with a 58-36 win over Eastern Michigan as well. The Black Knights closed the season ranked 12th in the country in rushing offense at 244.3 yards per game. Linebacker Andrew King finished 21st in the nation in tackles for loss with an average of 2.1 per game and 26th in fumbles recovered with two.

In his first season at Army, Monken guided the Cadets to home victories over Buffalo, Ball State, and Fordham, in addition to a dramatic win against Connecticut at Yankee Stadium. Under his guidance, running back Larry Dixon, linebacker Jeremy Timpt, defensive back Josh Jenkins, and offensive lineman Matt Hugenberg earned 11 citations on postseason all-star teams. Two players, Joe Drummond and Dixon, competed in The Medal of Honor Bowl Game and East-West Shrine Game, respectively, as well. Army was fifth in the country in rushing offense at 296.5 yards per game in Monken's inaugural season and sixth in fewest penalties per game with just 4.08 infractions per contest. Timpt was seventh in the nation in solo tackles per game and 23rd in tackles per game. Dixon was nationally ranked in rushing yards per carry (30th), rushing yards (39th) and rushing yards per game (41st). With the Black Knights' 47-39 win against Buffalo, Monken became the first head coach to win his first game since Bob Sutton did so in 1991 with a victory over Colgate.

Monken came to the banks of the Hudson River following a successful stint as head coach at Georgia Southern. He spent four seasons as head coach of the Eagles after learning the triple-option offense under one of the nation's premier option proponents, during assistant coaching stints at Navy and Georgia Tech.

In his four seasons at Georgia Southern, Monken authored a 38-16 mark and spearheaded the program's transition to the elite Football Bowl Subdivision level from the Football Championship Subdivision (FCS) ranks. Georgia Southern, which joined the Sun Belt Conference following Monken's tenure, was a member of the FCS and qualified for the NCAA playoffs in all three eligible seasons under him. The Eagles advanced to the national semifinals each year, while also posting double-digit victory totals. Monken guided tradition-rich Georgia Southern to some of the biggest wins in school history, with the most memorable arguably being a 26-20 victory at Florida at the vaunted "Swamp." Despite that headline-grabbing victory, the Eagles were not eligible for the FCS playoffs that season due to their transitional status.

A finalist for the 2012 Liberty Mutual Coach of the Year award, Monken guided the Eagles to 10 wins his first season, 11 in his second and 10 in his third. His 2013 squad posted a 7-4 mark, including the stunning, season-ending upset of Florida in Gainesville. Under Monken's guidance, Georgia Southern was one of the top rushing teams at the FCS level, claiming the NCAA rushing title in 2012 at 399.36 yards per contest. Walter Payton Award candidate Jerick McKinnon and running back Dominique Swope established the NCAA record for rushing yards by teammates with 3,063.

Georgia Southern was ranked No. 1 in both FCS polls for seven weeks in 2011 and stopped Wofford, 31-10, to win its ninth Southern Conference championship. Five players were named All-America, Brent Russell was selected Southern Conference Defensive Player of the Year, Monken earned conference Coach of the Year plaudits and Swope was named Southern Conference Freshman of the Year. Home playoff wins against Old Dominion and Maine were part of the Eagles' memorable 11-3 campaign. Monken got off to a great start in his first year at Georgia Southern, knocking off top-ranked and previously unbeaten Appalachian State en route to a 10-5 season. The Eagles ended the year with three straight wins to qualify for the postseason and registered three playoff victories to advance to the national semifinals.

Monken was named Georgia Southern's head coach in November of 2009, continuing a family history of football coaches. Jeff's father, Mike, and a dozen family members have coached at the high school, collegiate or professional ranks. Monken's first head coaching job came after accumulating 20 years of experience as an assistant, 13 of them with his mentor Paul Johnson. Monken coached slotbacks at Georgia Southern from 1997 to 2001 before joining Johnson first at Navy and then Georgia Tech.

As an assistant coach at Georgia Southern, Monken was part of two NCAA FCS National Championship squads (1999 and 2000) and five-straight playoff teams. Georgia Southern was among the top-five rushing teams in all five seasons and twice led the nation in rushing. The Eagles ranked in the top-15 in scoring four out of five seasons as well.

After serving as an assistant at Georgia Southern, Monken accepted a position on Johnson's coaching staff at Navy. Monken not only mentored slotbacks, but he also later added special teams coordinator duties. In Annapolis, Monken helped the Midshipmen to five straight Commander-in-Chief's trophies and five consecutive bowl game appearances, including a 10-win season in 2004. Following his time at Navy, Monken moved to Georgia Tech where for two seasons he served as the slotbacks coach and special teams coordinator. The Yellow Jackets posted double-digit wins in 2009 and captured the Atlantic Coast Conference championship, although that title was later vacated. Monken began his coaching career in 1989 as a graduate assistant at Hawai'i and later spent one season at Arizona State. Monken moved to Buffalo as the wide receivers and tight ends coach who also handled recruiting. He served on the staffs at Morton (Ill.) High School as the head coach and at Concordia University in Illinois as the offensive line coach.

A native of Joliet, Ill., Monken played wide receiver for four years and earned two varsity letters in track and field while earning his bachelor's degree from Millikin University in 1989. He was inducted into the school's Athletic Hall of Fame in October 2013 and collected his master's degree from Hawai'i in 1991.

Monken and his wife Beth reside at West Point with their three daughters, Isabelle, Amelia, and Evangeline.



MONKEN CELEBRATES WITH HIS TEAM FOLLOWING THE 2022 ARMY-NAVY GAME - THE FIRST OVERTIME GAME IN THE SERIES' HISTORY.



## HEAD COACH JEFF MONKEN NOTES



Year at Army West Point: 12th  
Career Year (Head Coach): 15th (122-77)

Hometown: Joliet, Ill.  
Family: wife, Beth; daughters, Isabelle, Amelia and Evangeline

EDUCATION  
B.A., Millikin, 1989; M. Ed., Hawai'i, 1991

In the 2024 season, Monken led Army to the first 12-win season in the program's 135-year history, captured its first-ever conference championship (American Conference), in its debut season and was named Coach of the Year

Led Army to beat #17-ranked, undefeated Air Force (11/4/23). The win was Army's first over an AP-ranked opponent since 1972.

In 2023, Monken led Army to recapture the coveted Commander-in-Chief's Trophy for the 10th time in school history, awarded annually to each season's winner of the triangular rivalry series between Army, Air Force and Navy. The CIC Trophy was Army's fourth in the past seven seasons, as Army only had four combined in the previous 39 years.

Signed a multi-year contract extension with Army on Sept. 18, 2023.

In 2022, logged his 59th career win at Army breaking a tie with the legendary Army coach Charles Daly and surpassing his mark for second place on the Academy's all-time win list. First is Red Blaik with 121 career victories.

Led Army to victory over rival Navy, with a double-OT victory over arch-rival Navy, the first-ever overtime game in the history of the Army-Navy Game series.

An Armed Forces Bowl victory over Missouri in 2021 marked Army's first win against an SEC program since 2009.

Started the 2021 season 4-0 for the first time in 25 years.

Led the Black Knights to an 11-win season for the first time in program history (2018).

Helped the Cadets to back-to-back 10-plus win seasons for the first time in Academy lore (2017 & 2018).

Became the first Army head coach to win three bowl games in his career (2016, 2017, & 2018), passing Jim Young, who had two bowl wins.

Finished 2018 ranked No. 19 in the Associated Press Poll and No. 20 in the Amway Coaches Poll.

Won the Commander-In-Chief's trophy in back-to-back seasons for the first time in program history (2017-18).

Earned the Lambert Trophy for the first time in 60 years (2018).

Won the George Munger Collegiate Coach of the Year Award and the Vince Lombardi Award for National College Coach of the Year (2018).

Mentored Kelvin Hopkins Jr. in 2018 to become the first player in Academy history to throw and rush for 1,000 yards in the same season.

Won 10 games in 2017 for only the second time in program history (1996).

Bleacher Report ranked Army in its final Top 25 rankings following its 10-3 season in 2017.

Brought home the Commander-in-Chief's Trophy for the first time in 21 years with wins over Navy and Air Force in 2017.

Named a finalist for the Paul "Bear" Bryant Award and Eddie Robinson Award for National Coach of the Year (2017).

Led the nation in rushing in 2017 and saw Ahmad Bradshaw set the single-season rushing record.

In 2016 led Army to its first win over Navy since 2001 and its first bowl game appearance and win since 2010.

Led Army to eight wins in 2016 for the first time since 1996.

YEAR	SCHOOL	OVERALL RECORD
2024	Army West Point	12-2
2023	Army West Point	6-6
2022	Army West Point	6-6
2021	Army West Point	9-4
2020	Army West Point	9-3
2019	Army West Point	5-8
2018	Army West Point	11-2
2017	Army West Point	10-3
2016	Army West Point	8-5
2015	Army West Point	2-10
2014	Army West Point	4-8
2013	Georgia Southern (1st FBS Year)	7-4
2012*	Georgia Southern	10-4
2011*	Georgia Southern	11-3
2010#	Georgia Southern	10-5

### MONKEN'S TROPHY CASE

Commander-in-Chief's Trophy: (4)

2017

2018

2020

2023



**Bowl Wins: (5)**

Lockheed Martin Armed Forces Bowl wins: (3)

2017

2018

2021



Zaxby's Heart of Dallas Bowl win: (1) -- (Now known as First Responder Bowl)

2016



Independence Bowl: (1)

2024



### MONKEN'S ARMY CAREER SUPERLATIVES

#### INDIVIDUAL GAME HIGHS

Rushes .....	41, C. Hellums, at Kansas State (9/6/25)
Yards Rushing .....	265, A. Bradshaw, at Air Force (11/4/17)
TD Rushes .....	5, 2x, Last: B. Daily vs. East Carolina (10/19/24)
Long Rush .....	87-TD, T. Robinson, at Air Force (11/2/19)
Pass Attempts .....	24, K. Hopkins, vs. Tulane (10/5/19)
Pass Completions .....	11, C. Ballard, vs. UTSA (9/10/22)
Yards Passing .....	211, C. Ballard, vs. UTSA (9/10/22)
TD Passes .....	3, 2x, Last: B. Daily vs. Delaware State (9/9/23)
TDs accounted for .....	6, B. Daily vs. East Carolina (10/19/24)
Longest Pass .....	87-TD J. Laws to C. Harrison, at Air Force (11/2/19)
Longest TD Pass .....	87, J. Laws to C. Harrison, at Air Force (11/2/19)
Receptions .....	7, I. Alston, at Wake Forest (10/8/22)
Yards Receiving .....	135, I. Alston, vs. Delaware State (9/9/23)
TD Receptions .....	2, 3x Last: N. Short, at Tulsa (10/5/24)
Field Goals .....	3, 4x Last: T. Gronotte, vs. UTSA (11/30/24)
Long Field Goal .....	52, D. Grochowski, vs. Navy (10/18/20)
Punts .....	9, B. Boehlke, vs. Navy (12/10/22)
Long Punt .....	78, Z. Harding, at Air Force (11/2/19)
Long Punt Return .....	73-TD, T. Robinson, vs. Villanova (9/17/22)
Long Kickoff Return .....	55, Z. Mundell, vs. Boston College (10/7/23)
Tackles .....	17, J. Timpf, vs. Air Force (11/1/14)
INTs .....	2, 6x Last: C. Larkin vs. UAB (10/12/24)



ARMY DROPS SEASON OPENER AT HOME TO TARLETON STATE

**WEST POINT, N.Y.** — The Army West Point Black Knights opened their 2025 season at Michie Stadium, where the rising structure of the Michie Stadium Preservation Project — set to debut in 2026 — provided a striking backdrop, but despite leading by 14 points in the second half, the defending American Conference champions fell 30-27 in double overtime to FCS opponent Tarleton State.

Army (0-1) had multiple chances to close out the game. Sophomore K Dawson Jones missed a potential game-winning 43-yard field goal at the end of regulation and was off target again from 35 yards in the second overtime. Tarleton State (2-0) capitalized as K Brad Larson hit a 37-yarder to secure the Texans’ second-ever victory over an FBS program.

Tarleton State relied heavily on its rushing attack, finishing with two running backs over 80 yards. Caleb Lewis led the way with 107 yards and a touchdown on 20 carries, while Tre Paige III added 89 yards and a score on 14 attempts.

Army Quarterback Dewayne Coleman, making his second career start, led Army’s offense early with a 26-yard touchdown run and finished with 129 passing yards and a career-best 100 rushing yards on 24 carries with one score. He also threw two interceptions in the second half, including one in the red zone. Junior QB Cale Hellums added a one-yard touchdown run before halftime and filled in late after Coleman exited briefly with an injury.

Running back Hayden Reed gave Army its largest lead of the night, breaking loose for a 37-yard touchdown in the third quarter to put the Black Knights up 24-10. Tarleton answered quickly with a short scoring run and later tied the game at 24 in the fourth following a Reed fumble deep in Army territory when Texans’ QB Victor Gabalis threw a 15-yard touchdown.

Army’s defense kept the game tight with two sacks (ILB Kalib Fortner and OLB Eric Ford) and several key stops, but the offense committed three straight turnovers in the second half — two interceptions and a fumble — that shifted momentum.

With 1:17 remaining in regulation, Army had one final chance to win before overtime. Hellums, filling in for an injured Coleman, scrambled for 16 yards to move the Black Knights into field-goal range. That set up sophomore kicker Dawson Jones with a 43-yard attempt in the closing seconds, but his kick sailed wide right, sending the game into overtime.

In overtime, both teams traded field goals in the first period. Army went three-and-out to start the second, setting up Jones for another attempt, but his 35-yarder was wide right. Tarleton then marched into range for Larson’s deciding kick.

SCORE BY QUARTERS

	1st	2nd	3rd	4th	OT (1-2)	Final
TARLETON STATE	3	7	7	7	6	30
ARMY	7	10	7	0	3	27

SCORING SUMMARY

Q	Time	Play	TARLETON STATE-ARMY
1st	08:05	B. Larson 30 yd FG	3-0
1st	04:08	D. Coleman 26 yd TD run (D. Jones kick)	7-3
2nd	09:43	Tre Page III 10 yd TD run (B. Larson kick)	10-7
2nd	01:47	D. Jones 24 yd FG	10-10
2nd	00:15	C. Hellums 1 yd TD run (D. Jones kick)	10-17
3rd	08:14	H. Reed 37 yd TD run (D. Jones kick)	10-24
3rd	05:15	C. Lewis 6 yd TD run (B. Larson kick)	17-24
4th	09:05	D. Hearne 15 yd TD catch from V. Gabalis (B. Larson kick)	24-24
OT1	-----	B. Larson 30 yd FG	27-24
OT1	-----	D. Jones 40 yd FG	27-27
OT2	-----	B. Larson 37 yd FG	30-27

HIGHLIGHTS AND GAME NOTES

- Army is 16-3 in its last 19 games dating back to Nov. 2023, a stretch that entering Friday ranked second nationally in winning percentage (.889), trailing only Oregon.
- Head Coach Jeff Monken is now 9-3 in home openers.
- Coleman logged his first career 100-yard rushing game.
- Hellums scored his first career touchdown on a 1-yard run.
- Slot back Noah Short matched his career high with six receptions, totaling 81 yards.
- Reed’s touchdown run was the sixth of his career.
- LB Kalib Fortner and OLB Eric Ford each recorded sacks.
- Army logged 411 yards of total offense (280 rushing and 131 passing).
- First career starts: LT Henry Appleton, RT Teddy Williams, WR Brady Anderson, TE Parker Poloskey, OLB Gavin Shields, FS Collin Matteson.
- Secretary of the Army Daniel P. Driscoll attended the season opener.

TEAM STATISTICS

	TULANE	ARMY
<b>First Downs</b>		
Total	16	24
Rushing	8	16
Passing	8	6
Penalty	0	2
<b>Rushing</b>		
Total (Net)	192	280
Attempts	42	66
Avg. Per Rush	4.6	4.2
Rushing TDs	2	3
Yds. Gained	214	304
Yds. Lost	22	24
<b>Passing</b>		
Total (Net)	152	131
Comp.-Att.-Int.	16 - 30 - 0	8 - 16 - 2
Avg / Att	5.1	8.2
Avg / Comp.	9.5	16.4
TDs	1	0
<b>Total Offense</b>		
Yards	344	411
Plays	72	82
Avg. / Play	4.8	5
Fumbles - Lost	2-0	2-1
Penalties - Yds.	9-73	5-35
<b>Punting</b>		
Punts - Yds.	7-254	4-154
<b>Kickoffs</b>		
Total - Yds.	5-314	5-318
Avg. Yds. / Kickoff	62.8	63.6
Touchbacks	2	2
<b>Miscellaneous</b>		
Misc. Yards	0	0
Poss. Time	23:26	36:34
3rd. Down Conv.	6 of 18	6 of 16
4th. Down Conversions	1 of 2	1 of 2
Red-Zone: Scores - Chances	6-6	2-4
Sacks: Total - Yds.	0-0	2-10
PAT: Total - Made	3-3	3-3
2PT Conversion: Total - Made	0 - 0	0 - 0
Field Goals: Total - Made	3-3	2-4





ARMY RALLIES PAST KANSAS STATE BEHIND HELLUMS' CAREER NIGHT

MANHATTAN, Kan. — Under the lights at Bill Snyder Family Stadium in front of 52,723 fans, the Army Black Knights football team (1-1) came from behind in the second half to secure a 24-21 win over the Kansas State Wildcats (1-2) on Saturday night.

It was the Black Knights' first win over a Big 12 opponent since Sept. 23, 2006, a 27-24 overtime victory at Baylor. It was also Army's first power conference win in a true road game since a 21-13 victory at Wake Forest Oct. 29, 2016. In the second half, Army out gained Kansas State 192-48 in total yardage and 143-5 in rushing yards. The Black Knights ran 46 total second-half plays, to K-State's 13, and held the ball for 26:59 to the Wildcats' 3:01.

Junior Cale Hellums made his first start behind center, with senior Dewayne Coleman not 100% following an injury last week. Hellums rushed for 124 yards and two touchdowns, including the go-ahead score with 2:52 remaining. It marked consecutive weeks that the Army starting QB has eclipsed 100 yards on the ground. The Tomball, Texas native also passed 7-for-11 for 43 yards and a touchdown throw before halftime. Hellums' 41 total rushes were the most by any player in a single game in program history. Army's 237 rushing yards were the most allowed by a K-State team since 2023.

The final drive of the half was Army's best of the game to that point. With just 2:25 remaining before the break, Hellums led the offense 75 yards over 16 plays. Army picked up a trio of third downs on the drive, including two with Hellums' arm. An 18-yard pass to Short on third-and-5 with 20 seconds to play in the half subsequently marched the Black Knights into the red zone.

Monken and offensive coordinator Cody Worley dove into their bag of tricks, breaking out a double pass where Short threw a 52-yard pass down the right sideline to a wide-open Anderson to get down to the K-State 34-yard line. Later in the drive Army would convert a fourth-and-4 from the K-State 16 when RB Hayden Reed got to the edge for a gain of five and a fresh set of downs.

Army faced another fourth down inside the red zone from the Wildcats' 4-yard line with 3:36 to go in the third, in which Monken rolled the dice again as Hellums picked up just enough to get the first down, down at the half-yard line. On the next play, Hellums snuck in for a one-yard touchdown as the Black Knights took their first lead of the night, 14-13. The drive covered 89 yards across 14 plays, taking 7:58 off the game clock.

However, the Army lead proved to be short-lived, as K-State returner Bryce Noernberg returned the kickoff 99 yards for a score to quickly go back in front. The Wildcats would then convert a two-point conversion to go up seven, 21-14.

Army responded by putting together another long drive. This time the drive was 13 plays, 57 yards, 7:22 off the clock, ending in a 35-yard field goal by Dawson Jones to cut the deficit, 21-17. Army quickly regained possession of the football, as an Anderson Britton kickoff deflected off a Wildcat upback, and was recovered by Cole Searight at the Army 44. Hellums converted a fourth-and-4 with a six-yard scramble on the drive's first set of downs and followed that with a sneak on fourth-and-inches from the Wildcats' 22 with 4:36 in the game. The quarterback would then scamper for 14 yards to give Army a 24-21 lead with 2:55 to play.

After Kansas State regained the ball, Matteson broke up a pass intended for K-State's Tibbs with 2:17 left. The play was reviewed for a possible catch and fumble, but the incomplection was upheld. But after the Wildcats picked up a fourth-and-5 from their 44 with 1:59 to play, it was Matteson who came up with the game-sealing interception with 1:35 left on the clock, reacting to a deflection off the hands of K-State's Joe Jackson and completing the interception after initially grabbing the football with just one hand.

SCORE BY QUARTERS

	1st	2nd	3rd	4th	Final
ARMY	0	7	7	10	24
KANSAS STATE	3	10	8	0	21

SCORING SUMMARY

Q	Time	Play	ARMY-KANSAS STATE
1st	11:21	L. Rodriguez 34 yd FG	0-3
2nd	11:57	J. Tibbs 32 yd TD catch from A. Johnson (L. Rodriguez kick)	0-10
2nd	02:25	L. Rodriguez 38 yd FG	0-13
2nd	00:00	B. Anderson 2 yd TD catch from C. Hellums (D. Jones kick)	7-13
3rd	03:20	C. Hellums 1 yd TD run (D. Jones kick)	14-13
3rd	03:08	B. Noernberg 99 yd kickoff return TD (J. Tibbs 2 pt rec.)	14-21
4th	10:46	D. Jones 35 yd FG	17-21
4th	02:52	C. Hellums 14 yd TD run (D. Jones kick)	24-21

HIGHLIGHTS AND GAME NOTES

- Junior QB Cale Hellums made his first career start.
- Army is now 3-0 all-time against Kansas State, with the last meeting in 1987 resulting in a 41-14 win.
- Army's most recent victory over a Power 4 opponent was vs. Missouri in the 2021 Armed Forces Bowl.
- Army is 17-3 in its last 20 games dating back to November 2023 — tied for the second-best winning percentage nationally, trailing only Oregon.
- Hellums' touchdown pass before the half was his first of his career, and it was also Brady Anderson's first career receiving touchdown.
- Slot back Noah Short completed a 52-yard pass in the third quarter on a double pass to WR Brady Anderson.
- Coleman, although he did not start, was active for the game.
- Army was 6-for-7 on fourth downs and was a perfect 5-for-5 on fourth downs in the second half.
- Army went 10-for-22 on third downs.
- RB Samari Howard recorded three receptions, the most in his career.
- The kickoff return touchdown yielded by Army was Army's first time giving up a kickoff for a touchdown since 2021 vs. Ball State.
- K-State celebrated and honored the soldiers and families of Fort Riley on Saturday. It included a day-long tribute to K-State's military partnership, featuring service members, military vehicles and special in-game recognitions.

TEAM STATISTICS

	TULANE	ARMY
<b>First Downs</b>		
Total	13	20
Rushing	4	17
Passing	9	3
Penalty	0	0
<b>Rushing</b>		
Total (Net)	74	237
Attempts	18	70
Avg. Per Rush	4.1	3.4
Rushing TDs	0	2
Yds. Gained	76	266
Yds. Lost	2	29
<b>Passing</b>		
Total (Net)	172	95
Comp.-Att.-Int.	15 - 25 - 1	8 - 12 - 0
Avg / Att	6.9	7.9
Avg / Comp.	11.5	11.9
TDs	1	1
<b>Total Offense</b>		
Yards	246	332
Plays	43	82
Avg. / Play	5.7	4
Fumbles - Lost	0-0	0-0
Penalties - Yds.	2-15	2-10
<b>Punting</b>		
Punts - Yds.	2-86	3-136
<b>Kickoffs</b>		
Total - Yds.	5-321	3-166
Avg. Yds. / Kickoff	64.2	55.3
Touchbacks	3	0
<b>Miscellaneous</b>		
Misc. Yards	0	0
Poss. Time	19:31	40:29
3rd. Down Conv.	2 of 9	10 of 22
4th. Down Conversions	2 of 2	6 of 7
Red-Zone: Scores - Chances	2-2	4-4
Sacks: Total - Yds.	0-0	0-0
PAT: Total - Made	1-1	3-3
2PT Conversion: Total - Made	1 - 1	0 - 0
Field Goals: Total - Made	2-2	1-1





## FOOTBALL RALLIES FROM 21-POINT DEFICIT, FALLS TO NORTH TEXAS IN OT

**WEST POINT, N.Y.** — Army West Point football (1-2, 0-1) nearly pulled off another dramatic comeback, erasing a 21-point first-half deficit before falling 45-38 in overtime to North Texas (4-0, 1-0) on Saturday at Michie Stadium. The loss marked the Black Knights’ first in American Athletic Conference play after going unbeaten in league competition last season.

On a beautiful 70-degree day along the banks of the Hudson, Army started Cale Hellums at quarterback, making his second career start and first at home. But it was senior Dewayne Coleman who came off the bench in the second quarter and ignited the rally, accounting for three touchdowns — two passing and one rushing — while throwing for 101 yards and rushing for 117 more on 23 carries. He led the Black Knights to a late field goal that forced overtime before exiting with an injury in the extra period which forced Hellums back in.

North Texas’ Caleb Hawkins capped a career day with his fourth rushing touchdown in overtime, and Army’s fourth-down pass fell incomplete to end the comeback bid.

With 6:35 remaining in the half and down three scores, Head Coach Jeff Monken inserted Coleman at quarterback. The senior sparked a 13-play, 75-yard drive over 5:58, converting a fourth-and-1 near midfield and capping the series with a 17-yard touchdown pass to running back Samari Howard in the back corner of the end zone.

North Texas drove in the final minute, reaching field-goal range on a 19-yard pass from Mestemaker to Cameron Dorner, but only one second remained on the clock, leaving the score 28-14 at halftime.

Monken stuck with Coleman to start the second half. Army seized momentum as Hayden Reed ripped off a 37-yard touchdown run to bring the Black Knights within seven. Army marched 75 yards on seven plays over 3:53, with Reed rushing for 49 yards on the drive.

Mestemaker completed two passes of more than 15 yards on the ensuing drive, but Army’s defense held in the red zone, forcing a 23-yard field goal to extend North Texas’ lead to 31-21.

Army responded with a methodical 17-play, 75-yard drive over 9:58, capped by Coleman’s five-yard dive into the end zone to cut the deficit to 31-28 with 11:27 remaining in the fourth quarter.

North Texas answered immediately as Hawkins broke loose for a 21-yard touchdown run, pushing the lead back to 38-28.

Trailing by 10 with under three minutes remaining, Army looked finished until Coleman connected with Anderson for a 68-yard touchdown with 2:56 to go, cutting the deficit to 38-35.

On the first play of the ensuing North Texas possession, Army junior safety Stephen Nnadozie forced a fumble at the Army 47 that Kalib Fortner recovered at the 44, giving the Black Knights one last chance. Coleman drove the offense into field-goal range, and Dawson Jones drilled a 23-yarder with nine seconds left to tie the game and force overtime. It marked the first time Army played back-to-back overtime games at home.

In overtime, Hawkins scored his fourth rushing touchdown. Coleman exited with an injury on Army’s possession, bringing Hellums back into the game. Facing fourth-and-5 from the North Texas 9, Hellums’ pass intended for Short was tipped and fell incomplete, sealing a 45-38 victory for the Mean Green.

### SCORE BY QUARTERS

	1st	2nd	3rd	4th	OT	Final
<b>NORTH TEXAS</b>	<b>21</b>	<b>7</b>	<b>3</b>	<b>7</b>	<b>7</b>	<b>45</b>
<b>ARMY</b>	<b>7</b>	<b>7</b>	<b>7</b>	<b>17</b>	<b>0</b>	<b>38</b>

### SCORING SUMMARY

Q	Time	Play	ARMY-NORTH TEXAS
1st	08:22	K. Hawkins 4 yd TD run (K. Nguma kick)	0-7
1st	03:21	M. McGill II 6 yd TD run (K. Nguma kick)	0-14
1st	01:24	C. Hawkins 7 yd TD run (K. Nguma kick)	0-21
1st	01:14	B. Bartosh 75 yd TD run (D. Jones kick)	7-21
2nd	06:35	W. Young 6 yd TD catch from D. Mestemaker (K. Nguma kick)	7-28
2nd	00:37	S. Howard 17 yd TD catch from D. Coleman (D. Jones kick)	14-28
3rd	11:07	H. Reed 37 yd TD run (D. Jones kick)	21-28
3rd	06:25	K. Nguma 23 yd FG	21-31
4th	11:27	D. Coleman 5 yd TD run (D. Jones kick)	28-31
4th	09:03	K. Hawkins 21 yd TD run (K. Nguma kick)	28-38
4th	02:56	B. Anderson 68 yd TD catch from D. Coleman (D. Jones kick)	35-38
4th	00:09	D. Jones 23 yd FG	38-38
OT	-----	K. Hawkins 3 yd TD run (K. Nguma kick)	38-45

### HIGHLIGHTS AND GAME NOTES

- Saturday marked Army’s first AAC defeat. The Black Knights went 8-0 in league play in 2024, before defeating Tulane in the conference championship.
- Army is 17-4 in its last 21 games dating back to November 2023.
- Briggs Bartosh scored his first career touchdown on a 75-yard run, tied for the 10th-longest in program history since 1996. He finished with 99 yards on eight carries.
- Hayden Reed rushed for 113 yards on 19 attempts, scoring his second touchdown of the season and seventh career rushing score.
- Reed and Coleman each surpassed 100 rushing yards. If Bartosh had one more yard, Army would have had three 100-yard rushers in a single game for the first time since 2016 (vs. Morgan State).
- Reed has scored at least two touchdowns in each of his four seasons, becoming the ninth player in Army history to do so.
- Samari Howard caught his first career touchdown, a 17-yard score before half-time, finishing with two receptions for 21 yards.
- Brady Anderson hauled in a 68-yard touchdown late in the fourth quarter, tied for the 21st-longest reception in program history.
- Army totaled 488 yards, including 387 on the ground.
- Army leads North Texas 6-3 all-time.
- Army is 8-2 in its last 10 home games at Michie Stadium.

### TEAM STATISTICS

	NORTH TEXAS	ARMY
<b>First Downs</b>		
Total	26	26
Rushing	12	24
Passing	13	2
Penalty	1	0
<b>Rushing</b>		
Total (Net)	229	387
Attempts	42	68
Avg. Per Rush	5.5	5.7
Rushing TDs	5	3
Yds. Gained	231	397
Yds. Lost	2	10
<b>Passing</b>		
Total (Net)	249	101
Comp.-Att.-Int.	26 - 36 - 0	6 - 14 - 1
Avg / Att	6.9	7.2
Yds / Comp.	9.6	16.8
TDs	1	2
<b>Total Offense</b>		
Yards	478	488
Plays	78	82
Avg. / Play	6.1	6
Fumbles - Lost	2-1	3-2
Penalties - Yds.	7-50	1-15
<b>Punting</b>		
Punts - Yds.	0-0	0-0
<b>Kickoffs</b>		
Total - Yds.	7-455	6-339
Avg. Yds. / Kickoff	65.0	56.5
Touchbacks	6	2
<b>Miscellaneous</b>		
Misc. Yards	0	0
Poss. Time	27:59	32:01
3rd. Down Conv.	7 of 12	8 of 16
4th. Down Conversions	1 of 3	3 of 5
Red-Zone: Scores - Chances	6-6	3-4
Sacks: Total - Yds.	1-4	0-0
PAT: Total - Made	6-6	5-5
2PT Conversion: Total - Made	0 - 0	0 - 0
Field Goals: Total - Made	1-1	1-1



## FOOTBALL FALLS AT ECU IN PRIMETIME

**GREENVILLE, N.C.** — Army West Point (1-3, 0-2 American) hit the road for a primetime Thursday night game on ESPN at East Carolina (3-2, 1-0), in a matchup of contrasting offensive styles.

After Army won the toss and deferred, East Carolina wasted no time on the opening drive as quarterback Katin Houser hit wide receiver Anthony Smith for a 41-yard gain to the Army 14. Several plays later, after a replay review, the Pirates got on the board first by virtue of a 3-yard touchdown run by Houser.

Under center again for the Black Knights was senior QB Dewayne Coleman, making his first start since the opener and only his third career start. Houser and the Pirates struck again on their next possession, with Houser finding Smith again deep for a 40-yard touchdown that made it 14-0 in the first quarter.

Army responded as slot back Noah Short rattled off a 15-yard rush, and then on fourth-and-5, Coleman hit tight end Parker Poloskey in traffic along the right sideline for a 10-yard gain to move to the East Carolina 34. Army faced another fourth-and-5 at the ECU 29 when Coleman found running back Hayden Reed wide open, but Reed dropped what would have been a sure touchdown and Army turned it over on downs.

East Carolina scored on its third straight possession as Houser threw his second touchdown of the night, a 20-yard pass to tight end Jayvontay Conner, for a 21-0 first-quarter lead.

Early in the second quarter, Short broke a 30-yard run to spark the Black Knights' offense and move into ECU territory. But the drive stalled when Coleman fumbled on a rush that would have picked up a first down inside the ECU 25, that the East Carolina defense recovered.

Army was forced to punt after picking up just 17 yards on its ensuing possession, but the defense once again stepped up on ECU's next series, with a Stephen Nnadozie interception giving the ball back to Army at its 17-yard line with 3:58 left in the half.

The offense did little to capitalize on the takeaway, quickly giving the ball back to ECU after failing to move the sticks on a Coleman fourth-and-1 rush.

The Black Knights overcame poor defensive field position and an untimely third-down penalty to force their second turnover of the half, as Eric Ford deflected a Houser pitch in the backfield and fell on the football at the 18-yard line with 37 seconds remaining in the half. Coming out of halftime, Short broke free for a 60-yard run to the ECU 4-yard line, putting him over 100 yards rushing. Coleman capped the drive with a 2-yard touchdown run to get the Black Knights on the board, but the two-point conversion failed, and Army trailed 21-6.

Army's defense continued to play tough, forcing two straight turnovers on downs in the third quarter, the second one coming at its own 16-yard line as ECU threatened to score, to give the Black Knights' offense possession again. It marked five straight drives Army's defense held the Pirates at bay, going back to the two forced turnovers to end the first half.

Once again, however, when regaining possession, the Black Knights were unable to put points on the board, despite taking over with good field position at the ECU 42. A fourth-and-12 four plays into the series saw Coleman's pass to Short come up one yard shy of moving the sticks, handing the ball back to ECU with 12:07 to play.

Taking over at their own 33, the home team would put an end to their scoring drought, marching 67 yards on seven plays, emphasized by a 32-yard fake field goal run for a touchdown by ECU's Kyler Pearson, making it 28-6 with 8:14 left on the clock.

### SCORE BY QUARTERS

	1st	2nd	3rd	4th	Final
ARMY	0	0	6	0	6
EAST CAROLINA	21	0	0	7	28

### SCORING SUMMARY

Q	Time	Play	ARMY-EAST CAROLINA
1st	12:05	K. Houser 3 yd TD run (N. Mazzie kick)	0-7
1st	08:22	A. Smith 40 yd TD catch from K. Houser (N. Mazzie kick)	0-14
1st	00:39	J. Conner 20 yd TD catch from K. Houser (N. Mazzie kick)	0-21
3rd	10:32	D. Coleman 2 yd TD run (2PT fails)	6-21
4th	08:17	K. Pearson 32 yd TD run (N. Mazzie kick)	6-28

### HIGHLIGHTS AND GAME NOTES

- Coleman made his second start of the season.
- Tonight's game marked Army's first time playing at East Carolina since Oct. 30, 2004, a 38-28 Pirates win.
- Army is 17-5 in its last 22 games dating back to November 2023.
- Army had won its last five contests broadcast on ESPN before Thursday, most recently coming at K-State three weeks ago. Army's record on ESPN since 2016 is 8-3.
- Short rushed for 127 yards on 11 carries. It was his second career 100-yard rushing performance, and the second-best of his career (160 yards at Florida Atlantic, 2024).
- Short's 11.5 yards per rush average was tied for 14th best in a game in program history, with Ahmad Bradshaw's 265-yard, 23-carry showing at Air Force in 2017.
- Short's 60-yard run was the second longest of his career (61-yarder at Temple, 2024).
- Coleman scored on the ground from two yards out, his third rushing score of the season.
- Hellums took over at quarterback in the fourth quarter, representing his fourth game played in 2025. The junior led Army for 58 yards on 15 snaps, but the drive stalled on downs at the ECU 17-yard line with 1:15 to go, and the Pirates subsequently ran the clock out.
- Army punter James Wagenseller boomed a 69-yard punt to pin ECU at their own one-yard line late in the third quarter.

### TEAM STATISTICS

	EAST CAROLINA	ARMY
<b>First Downs</b>		
Total	23	12
Rushing	10	9
Passing	11	3
Penalty	2	0
<b>Rushing</b>		
Total (Net)	180	241
Attempts	50	53
Avg. Per Rush	3.6	4.5
Rushing TDs	2	1
Yds. Gained	207	257
Yds. Lost	27	16
<b>Passing</b>		
Total (Net)	251	49
Comp.-Att.-Int.	15 - 22 - 1	6 - 12 - 0
Avg / Att	11.4	4.1
Avg / Comp.	16.7	8.2
TDs	2	0
<b>Total Offense</b>		
Yards	431	290
Plays	72	65
Avg. / Play	6	4.5
Fumbles - Lost	2-1	1-1
Penalties - Yds.	2-15	3-19
<b>Punting</b>		
Punts - Yds.	2-78	3-154
<b>Kickoffs</b>		
Total - Yds.	5-289	2-119
Avg. Yds. / Kickoff	57.8	59.5
Touchbacks	3	1
<b>Miscellaneous</b>		
Misc. Yards	0	0
Poss. Time	25:58	34:02
3rd. Down Conv.	7 of 12	2 of 15
4th. Down Conversions	1 of 3	4 of 9
Red-Zone: Scores - Chances	2-4	1-2
Sacks: Total - Yds.	1-7	1-8
PAT: Total - Made	4-4	0-0
2PT Conversion: Total - Made	0-0	0-1
Field Goals: Total - Made	0-0	0-0





HELLUMS' THREE TDS LEAD FOOTBALL PAST UAB FOR CONVINCING CONFERENCE WIN

BIRMINGHAM, Ala. — Army West Point (2-3, 1-2 American) responded on the road to capture its first American Conference victory of the season, defeating the UAB Blazers (2-3, 0-2), 31-13 on Saturday afternoon at Protective Stadium.

Junior quarterback Cale Hellums came in off the bench to spark the Black Knights offense with three rushing touchdowns, rushing for a team-high 81 yards.

After going into halftime up just three, the Black Knights outscored the home team 21-7 in the second half. Army outgained UAB 247-103 on the ground, went 3-for-4 on fourth down conversion attempts, and got defensive stops on four or fewer plays into a drive on four separate occasions.

The Blazers drove inside the Black Knights' 25-yard line on the game's opening possession, but sophomore outside linebacker Cole Searight sacked quarterback Jalen Kitna to stall the march, leading to defensive lineman Jack Bousum blocking a UAB field-goal attempt to keep the game scoreless.

Army senior quarterback Dewayne Coleman made his second straight start under center, completing his only pass attempted and recording eight rushing attempts. But Hellums entered in the second quarter and would finish Saturday with the majority of snaps.

Reed helped the offense convert two third downs on the team's opening series — matching the Black Knights' total from last week's loss at East Carolina. The first quarter ended with Army still marching on a 15-play drive that reached the UAB 12. Early in the second quarter, Reed capped the 18-play, 74-yard drive with a 3-yard touchdown run to give Army a 7-0 lead. The possession consumed 10:34, with 17 of the 18 plays coming on the ground. Army converted three third downs and two fourth downs to extend the drive.

Hellums checked into the game for what was Army's third offensive possession of the afternoon, with 5:27 to play in the opening half. Once again however, the Black Knights' offense stalled in part due to a penalty, and they were forced to punt after just three plays.

Hellums re-entered at QB on Army's second drive of the second half and found Howard for Army's biggest play of the day, a 41-yard pass down the right sideline to quickly get into UAB territory. Hellums would finish the drive himself on a 5-yard touchdown run for Army to extend the lead to two scores, 17-7. The scoring drive was a 9-play, 80-yard drive for the Black Knights.

On the ensuing kickoff, Army forced a fumble on the UAB return and kicker Anderson Britton recovered it — the Black Knights' first takeaway of the afternoon. Army started at the UAB 28 but stalled, initially lining up for a field goal. After a timeout, head coach Jeff Monken kept the offense on the field for a fourth-and-3 attempt. Hellums targeted Noah Short in the end zone, but the pass fell incomplete, and Army came away empty despite the prime field position.

Army's defense continued to shine as Gavin Shields intercepted a Kitna pass and returned it 21 yards down to the UAB 12. Hellums pounded in his second score of the afternoon on a one-yard sneak to extend Army's lead 24-7.

Looking for another stop on defense to continue momentum, UAB drove 52 yards to reach the Army 26, but on a fourth-and-6 play, Kitna's pass was ruled incomplete after an initial targeting foul on Shields was overturned by repla, handing the ball back to Army with 10:53 to play.

Army then put the finishing touch on Saturday's contest with a five-yard Hellums rushing touchdown, his third of the game with 4:10 to play, leaving plenty of breathing room despite a late UAB touchdown in the game's final minute.

SCORE BY QUARTERS

	1st	2nd	3rd	4th	Final
ARMY	0	10	7	14	31
UAB	0	7	0	6	13

SCORING SUMMARY

Q	Time	Play	ARMY-UAB
2nd	13:47	H. Reed 3 yd TD run (D. Jones kick)	7-0
2nd	01:16	X. Daisy 1 yd TD catch from J. Kitna (J. Delange kick)	7-7
2nd	00:02	D. Jones 45 yd FG	10-7
3rd	05:11	C. Hellums 5 yd run (D. Jones kick)	17-7
4th	14:18	C. Hellums 1 yd run (D. Jones kick)	24-7
4th	04:10	C. Hellums 5 yd run (D. Jones kick)	31-7
4th	00:54	R. Burton 1 yd run (2PT no good)	31-13

HIGHLIGHTS AND GAME NOTES

- Army's opening drive touchdown of 18 plays was its longest of the season in both plays and in time of possession (10:34).
- It was Army's first opening drive touchdown of the season.
- Reed's 3-yard touchdown run was his third of the season, and ninth overall score of his career. Reed rushed 12 times for 54 yards (4.5 avg.).
- Hellums' totaled his second multi-rushing touchdown performance of the season (Kansas State). Hellums has six rushing scores this season following his three TD game today.
- Army's defense held the opposing offense scoreless in the first quarter for the first time in 2025.
- Gavin Shields' interception marked the first of his career.
- Army is 6-1 in road games since the start of 2024, the only loss coming last week at East Carolina.
- Army has won its last four October games going back to last season.
- Jack Bousum's field goal block was the first time Army has blocked a kick or punt this season, and the first since Elo MODOZIE blocked a field goal attempt vs. Notre Dame on November 23 a season ago.

TEAM STATISTICS

	UAB	ARMY
<b>First Downs</b>		
Total	16	17
Rushing	4	15
Passing	12	1
Penalty	0	1
<b>Rushing</b>		
Total (Net)	103	247
Attempts	18	61
Avg. Per Rush	5.7	4.0
Rushing TDs	1	4
Yds. Gained	112	258
Yds. Lost	9	11
<b>Passing</b>		
Total (Net)	259	48
Comp. - Att. - Int.	24 - 42 - 1	2 - 5 - 0
Avg / Att	6.2	9.6
Yds / Comp.	10.8	24.0
TDs	1	0
<b>Total Offense</b>		
Yards	362	295
Plays	60	66
Avg. / Play	6	4.5
Fumbles - Lost	1-1	1-0
Penalties - Yds.	11-73	7-50
<b>Punting</b>		
Punts - Yds.	2-83	4-171
<b>Kickoffs</b>		
Total - Yds.	3-133	6-360
Avg. Yds. / Kickoff	44.3	60.0
Touchbacks	1	1
<b>Miscellaneous</b>		
Misc. Yards	0	0
Poss. Time	23:19	36:41
3rd. Down Conv.	6 of 14	5 of 13
4th. Down Conversions	2 of 4	3 of 4
Red-Zone: Scores - Chances	2-3	4-4
Sacks: Total - Yds.	1-8	1-7
PAT: Total - Made	1-1	4-4
2PT Conversion: Total - Made	0 - 1	0 - 0
Field Goals: Total - Made	0-2	1-1





## DEFENSE SHINES, FOOTBALL WINS AT HOME OVER CHARLOTTE

**WEST POINT, N.Y.** — Army West Point football (3-3, 2-2) won its second consecutive game in front of a sellout crowd (31,172), defeating the Charlotte 49ers (1-5, 0-3), 24-7 on Saturday afternoon from Michie Stadium.

With overcast skies giving way to light rain after halftime, the Army offense was methodical, the defense suffocating, and the Black Knights were decisive winners in front of the Corps of Cadets and sellout home crowd.

Army virtually doubled the 49ers in total yards, outgaining its opponent 354-178, as well as 304-68 on the ground.

Junior quarterback Cale Hellums provided a career-high 143 of those yards on the ground. He also had two rushing touchdowns on 21 total carries. He also added 2-for-4 passing for 50 yards. Making his third start of the season, Hellums broke free for the longest rush of his career on the opening drive — a 51-yarder that set up a first-and-goal at the 1. He punched it in on the next play with a quarterback sneak for the touchdown.

The Black Knights forced a three-and-out on their second defensive series, but running back Hayden Reed fumbled on Army's ensuing possession, with the 49ers recovering at the Army 36. Facing a Charlotte offense on a short field, the defense pitched a timely response, with safety Casey Larkin making a great open-field tackle on fourth-and-2 from the 15 to force a turnover on downs.

Army's next drive proved to be a prototypical Black Knight offensive series, taking 10:51 off the clock while marching 85 yards across 17 plays. The Hellums-led offense was 2-for-3 on third downs over the possession and picked a fourth-and-2 from their own 49. One Hellums rush in Charlotte territory was extended by a five-yard pile push from the offensive line to pick up a first down. Running back Carson Smith would finish the drive with a five-yard touchdown rush to make it 14-0 with 3:41 in the half, his first career touchdown.

With just 1:04 on the clock for its ensuing series, Army entered more comfortable field goal range with a Hellums 10-yard rush on third-and-5, centering the ball with a rush one play later for a 38-yard field goal attempt, which Dawson Jones made to give Army a 17-0 lead at the half.

Faced with a third-and-9 from their own 47 on the next drive, Hellums completed his longest pass of the day, hitting Noah Short in stride for 44 yards, setting the offense up for first-and-goal. But it took until fourth-and-goal for Army to extend its lead to 24-0, with a Hellums sneak from the one-foot line with 4:16 remaining in the third quarter. Hellums' pass to Short was Short's longest reception of the season, as well as Hellums' longest completed pass in his career.

Senior Dewayne Coleman entered at quarterback late in the third quarter as the Black Knights led comfortably, 24-0.

With the drizzle intensifying across the second half, Reed picked up a pair of first downs on the ground to reach the red zone. However, the drive stalled and Jones missed a field goal attempt from 38 yards.

Army forced its first turnover of the contest on its next defensive series. After Charlotte recorded its first two first downs of the second half with under 12 minutes to play, Stephen Nnadozie fell on a fumble forced by Kalib Fortner at Army's 41-yard line.

The Black Knights chewed up nearly seven minutes on their next offensive drive, moving 31 yards but seeing the series end with a 45-yard field goal blocked.

Charlotte notched its only points of the afternoon, a near shutout for the Army defense on their final drive of the game, taking over with 1:54 on the clock and finding the end zone with 12 seconds left.

### SCORE BY QUARTERS

	1st	2nd	3rd	4th	Final
CHARLOTTE	0	0	0	7	7
ARMY	7	10	7	0	24

### SCORING SUMMARY

Q	Time	Play	ARMY-CHARLOTTE
1st	03:40	C. Hellums 1 yd TD run (D. Jones kick)	7-0
2nd	03:39	C. Smith 5 yd TD run (D. Jones kick)	14-0
2nd	00:00	D. Jones 38 yd FG	17-0
3rd	04:16	C. Hellums 1 yd TD run (D. Jones kick)	24-0
4th	00:08	K. Hunter-Gibson 16 yd TD catch (L. Boyd kick)	24-7

### HIGHLIGHTS AND GAME NOTES

- Army is now 19-5 in its last 24 games dating back to November 2023. Army's .783 winning percentage was the 8th best in the country during that span and the 2nd best of Group of Five schools (Memphis) entering today's slate of ballgames.
- QB Cale Hellums made his third start of the season (K-State, North Texas).
- Hellums rushed for two touchdowns, both on quarterback sneaks from a yard out, marking his second straight game with multiple rushing scores. Hellums leads Army with 8 rushing touchdowns.
- Army defense only allowed 178 total yards of offense to Charlotte. It is the fewest yards Army has allowed since 2021 vs. Bucknell.
- Under defensive coordinator Nate Woody (2020–present), the Black Knights have now held opponents to seven points or fewer 15 times, including today — winning all 15 games.
- Charlotte totaled –3 yards of offense in the third quarter.
- Army's 37:54 of possession was the second-most in a game this year (Kansas State).
- For the second time in 2025 and the second time in as many contests, Army held its opponent scoreless in the first quarter. The Black Knights also held their opponent scoreless in the opening half for the first time this year.
- Army's offense scored a touchdown on its opening drive of the game, marking back-to-back weeks doing so. Saturday's 5:06 opening drive was also the second-longest opening series for Army this season, behind a 10:34 opening series at UAB October 4.
- The Black Knights' 10:51 time of possession on a scoring drive in the second quarter was their longest of the season, and the team's second game in a row with a 10-minute possession.
- Saturday marked the first-ever matchup between Army and Charlotte.

### TEAM STATISTICS

	CHARLOTTE	ARMY
<b>First Downs</b>		
Total	11	20
Rushing	5	17
Passing	6	2
Penalty	0	1
<b>Rushing</b>		
Total (Net)	68	304
Attempts	29	64
Avg. Per Rush	2.3	4.8
Rushing TDs	0	3
Yds. Gained	86	317
Yds. Lost	18	13
<b>Passing</b>		
Total (Net)	110	50
Comp.-Att.-Int.	16 - 26 - 0	2 - 6 - 0
Avg. / Att	4.2	8.3
Avg. / Comp.	6.9	25.0
TDs	1	0
<b>Total Offense</b>		
Yards	178	354
Plays	55	70
Avg. / Play	3.2	5.1
Fumbles - Lost	2-1	1-1
Penalties - Yds.	2-20	1-15
<b>Punting</b>		
Punts - Yds.	4-194	1-35
<b>Kickoffs</b>		
Total - Yds.	2-130	4-246
Avg. Yds. / Kickoff	65.0	61.5
Touchbacks	2	2
<b>Miscellaneous</b>		
Misc. Yards	0	0
Poss. Time	22:06	37:54
3rd. Down Conv.	5 of 14	8 of 14
4th. Down Conversions	2 of 5	2 of 3
Red-Zone: Scores - Chances	1-2	3-4
Sacks: Total - Yds.	0-0	2-7
PAT: Total - Made	1-1	3-3
2PT Conversion: Total - Made	0-0	0-0
Field Goals: Total - Made	0-0	1-3



FOOTBALL BATTLES TO THE WIRE IN 24-17 LOSS AT TULANE

NEW ORLEANS — Army West Point (3-4, 2-3) traveled to New Orleans to battle the Tulane Green Wave (6-1, 3-0) in a battle of last season's American Conference Championship Game. Despite holding a seven-point lead with under six minutes remaining, the Black Knights would surrender a pair of passing touchdowns in the closing minutes at Yulman Stadium Saturday afternoon and would fall 24-17 against their American Conference foes.

Despite the loss, quarterback Cale Hellums set new career-highs in both single-game rushing and passing yards, with 125 yards through the air on 7-for-10 passing, and 155 yards rushing across 39 total carries. The junior signal caller collected a pair of touchdowns on the ground and set a new high-water mark in rushing yards for the second consecutive week. Four of Hellums' seven completions went to sophomore wide receiver Brady Anderson, who recorded career-highs in both receptions (4) and receiving yards (97).

After Tulane won the toss and deferred to the second half, Army put together a prototypical opening drive, marching 18 plays and chewing up 11 minutes, 44 seconds of the first quarter before Tulane's offense even saw the field. It ultimately stalled, and kicker Dawson Jones missed a 44-yard field-goal attempt, leaving Army scoreless after a promising start.

Tulane scored the contest's first points on its second series, but the Black Knights were able to force the Green Wave to settle for a 30-yard field goal. After the home team drove 75 yards, Jack Bousum rushed Tulane passer Jake Retzlaff out of the pocket for a throwaway on third-and-7, ending the Green Wave's hopes of reaching the end zone on that drive at the Army 12.

Taking the ball back with just 1:49 to play in the half, the Black Knights were able to tie the game heading into the locker room, with a 43-yard field goal from Jones. Anderson hauled in a 39-yard pass from Hellums to march Army to the Tulane 32 on the drive's second play. Three plays later on a third-and-long, Hellums picked up nine yards on the ground to set up Jones' kick.

After forcing a three-and-out from Tulane to open the second half, the Black Knights struck again through the air as Hellums connected with Anderson for a 32-yard gain to move inside the Tulane 10-yard line. Three plays later, Hellums capped the drive with a 1-yard touchdown run on a quarterback sneak to give the Black Knights their first lead of the game, 10-3.

The Green Wave quickly responded, scoring in four plays on a 37-yard touchdown run by Retzlaff to tie the game at 10-10 with 4:52 remaining in the third quarter. Tulane threatened again inside the Army 25-yard line on its next series, but safety Casey Larkin forced the game's first turnover with an interception of Retzlaff to halt the drive and keep the game tied.

Army turned the takeaway into points, cashing in a 14-play, 80-yard drive to take the lead and 8:16 off the clock in the fourth quarter. Hellums accounted for a trio of plays of 10 yards or more on the drive, with two of those plays coming via his legs. His one-yard sneak with 5:54 to play made it 17-10.

Down seven, Tulane took the football looking to tie the game with under six minutes on the clock. Retzlaff methodically advanced the Green Wave inside the Army 15, where Army's defense forced a fourth-and-8 from the 12-yard line coming out of the two-minute timeout. Retzlaff was forced out of the pocket by the rush on fourth down, but he was able to find senior wideout Bryce Bohanon in the end zone to tie the game with 1:54 to play.

Army took the football back, but went three-and-out and was forced to punt, with Wagenseller forcing Tulane to retake possession at their own 25 with 1:28 to go. From there, Retzlaff took the Green Wave 75 yards and threw the go-ahead touchdown with 27 seconds remaining, a deflection in the end zone falling in the hands of junior Shazz Preston.

The Black Knights gave themselves a chance to tie in the waning seconds, running four plays to reach the Tulane 38 with two seconds left. However, a Hail Mary on the final play fell incomplete to solidify Army's fate.

SCORE BY QUARTERS

	1st	2nd	3rd	4th	Final
ARMY	0	3	7	7	17
TULANE	0	3	7	14	24

SCORING SUMMARY

Q	Time	Play	ARMY-TULANE
2nd	01:49	P. Durkin 30 yd Field Goal	0-3
2nd	00:23	D. Jones 43 yd Field Goal	3-3
3rd	06:31	C. Hellums 1 yd rush (D. Jones PAT)	10-3
3rd	04:52	J. Retzlaff 37 yd rush (P. Durkin PAT)	10-10
4th	05:54	C.Hellums 1 yd rush (D. Jones PAT)	17-10
4th	01:54	B. Bohanon 12 yd reception thrown by J. Retzlaff (P. Durkin PAT)	17-17
4th	00:27	S. Preston 26 yd reception thrown by J. Retzlaff (P. Durkin PAT)	17-24

HIGHLIGHTS AND GAME NOTES

- Four of Hellums' seven completions went to sophomore wide receiver Brady Anderson, who recorded career-highs in both receptions (4) and receiving yards (97).
- Army is 19-6 in its last 25 games dating back to November 2023. Army's .760 winning percentage is T-7th best in the country during that span and the 2nd best of Group of Five schools (Memphis).
- Army's 18-play, 11-minute, 44-second drive was its seventh of the season spanning at least 15 plays and its longest in time of possession. It was the fourth longest drive in the FBS this season in time of possession.
- Cale Hellums made his fourth start of the season at quarterback.
- Hellums' 155 yards rushing marked back-to-back weeks of him eclipsing 100 yards on the ground.
- It was the first time Hellums has passed and rushed for over 100 yards each in a game.
- Hellums recorded his third consecutive game with multiple rushing touchdowns, scoring his ninth and 10th of the season. He entered Saturday's game one shy of the national lead among FBS quarterbacks and now has four multi-touchdown performances this year.
- Safety Casey Larkin recorded his first interception of the season, picking off a Tulane pass in the fourth quarter. The interception was the first of Retzlaff in 2025.
- Carson Smith made his first career start at running back.
- This matchup marked the fourth consecutive season that teams led by Jeff Monken and Jon Sumrall have faced each other (2022 – Army at Troy; 2023 – Army vs. Troy; 2024 – Army vs. Tulane in the American Championship Game).

TEAM STATISTICS

	TULANE	ARMY
<b>First Downs</b>		
Total	23	21
Rushing	8	14
Passing	14	5
Penalty	1	2
<b>Rushing</b>		
Total (Net)	141	233
Attempts	29	63
Avg. Per Rush	4.9	3.7
Rushing TDs	1	2
Yds. Gained	142	247
Yds. Lost	1	14
<b>Passing</b>		
Total (Net)	261	125
Comp.-Att.-Int.	22 - 29 - 1	7 - 10 - 0
Avg / Att	9.0	12.5
Avg / Comp.	11.9	17.9
TDs	2	0
<b>Total Offense</b>		
Yards	402	358
Plays	58	73
Avg. / Play	6.9	4.9
Fumbles - Lost	0-0	2-0
Penalties - Yds.	4-35	3-30
<b>Punting</b>		
Punts - Yds.	1-52	3-110
<b>Kickoffs</b>		
Total - Yds.	5-315	4-253
Avg. Yds. / Kickoff	63.0	63.3
Touchbacks	4	3
<b>Miscellaneous</b>		
Misc. Yards	0	0
Poss. Time	21:02	38:58
3rd. Down Conv.	6 of 11	6 of 15
4th. Down Conversions	1 of 2	4 of 4
Red-Zone: Scores - Chances	2-3	2-2
Sacks: Total - Yds.	1-3	0-0
PAT: Total - Made	3-3	2-2
2PT Conversion: Total - Made	0 - 0	0 - 0
Field Goals: Total - Made	1-1	1-2





## JONES' GAME-WINNING KICK GIVES FOOTBALL WIN AT AIR FORCE

**USAF ACADEMY, Colo.** — Army West Point (4-4, 2-3) traveled west to face service academy rival Air Force (2-6, 1-4) on Saturday in the first leg of the Commander-in-Chief's Trophy series — marking the Black Knights' first visit to Falcon Stadium since 2019.

And in front of the 39,441 fans hanging on every play of the service academy rivalry game at Falcon Stadium Saturday, the Black Knights won a barnburner as time expired, as Dawson Jones knocked a 27-yard field goal through the uprights to give Army a 20-17 win.

The closing score came on the heels of an Air Force game-tying touchdown inside two minutes, and a 42-yard pass from quarterback Cale Hellums to wide receiver Brady Anderson on the final offensive drive to set up the kick.

Air Force moved the chains twice on its opening drive, but Army's defense held firm and forced a punt near midfield. The Black Knights went three-and-out a second time, and the Falcons responded with another drive into Army territory — highlighted by a 21-yard completion from quarterback Liam Szarka to tight end Brian Fleischmann.

Once again, the Army defense stiffened. Safety Casey Larkin delivered a tackle for loss to halt the march, but Reagan Tubbs converted a 52-yard field goal to put Air Force on the board first, 3-0.

The Black Knights' offense came to life as running back Briggs Bartosh exploded on a 38-yard run to the left sideline to roll into Falcons' territory. Facing third-and-13, Hellums took a deep shot and hit slot back Noah Short on a 40-yard touchdown, giving Army a 7-3 lead as the first quarter came to a close.

With Air Force pinned deep in their own territory in the second quarter, Army's defense answered the call late in the half. While Szarka picked up a third-and-short on drive's first set of downs, Larkin picked him off just two plays later, handing the ball back to Hellums and company at the Falcon 41.

The Black Knights turned the takeaway into three points, with Dawson Jones making a 44-yard field goal with 35 seconds left in the half.

The Falcons opened the second half with an 11-play drive that drained more than six minutes off the clock and pushed into the red zone. But Army's defense again answered the bell, as Gavin Shields intercepted Szarka — the Black Knights' second pick of the game — to deny the Falcons any points.

Air Force put together a 12-play, 65-yard drive that chewed up 7:05 off the third-quarter clock. Liam Szarka capped the march with a 3-yard quarterback keeper into the end zone, tying the game at 10-10. It was the Falcons' first touchdown against the Army defense in 31 possessions dating back to 2022.

Taking possession for just the second time in the second half as the fourth quarter got underway, Army delivered an emphatic answer to re-take the lead, going 75 yards over 13 plays and chewing exactly eight minutes off the clock. One play after Hellums moved the sticks with his legs on third-and-7, the quarterback once again called his own number and found the end zone on a 10-yard run to make it 17-10 Black Knights with 7:00 minutes remaining.

Szarka once again marched the Falcons deep into Army territory, looking to tie the contest. But once again, the Army defense forced a turnover, when Cole Searight stripped Szarka before an attempted pass, with Deshontez Gray falling on the loose ball at the 17 with 3:11 left in the game.

Army however would come up short on a fourth-and-1 on their own 26 with 2:19 to play, after replay review upheld an initial spot of just short. And with just a quarter of the field in front of them, the Falcons would tie the game on a Szarka two-yard rush with 1:26 left in the game, before Army embarked on its game-winning field goal drive.

### SCORE BY QUARTERS

	1st	2nd	3rd	4th	Final
ARMY	7	3	0	10	20
AIR FORCE	3	0	7	7	17

### SCORING SUMMARY

Q	Time	Play	ARMY-AIR FORCE
1st	02:25	R. Tubbs 52 yd Field Goal	0-3
1st	00:05	N. Short 40 yd catch from C. Hellums (D. Jones PAT)	7-3
2nd	00:35	D. Jones 44 yd Field Goal	10-3
3rd	00:00	L. Szarka 3 yd rush (R. Tubbs PAT)	10-10
4th	7:00	C. Hellums 10 yd rush (D. Jones PAT)	17-10
4th	1:26	L. Szarka 2 yd rush (R. Tubbs PAT)	17-17
4th	0:00	D. Jones 27 yd Field Goal	20-17

### HIGHLIGHTS AND GAME NOTES


- Army has won seven of the last nine meetings against Air Force (2017, 2018, 2020, 2021, 2023, 2024 and 2025).
- Army defeated Air Force for the third straight season, marking its first three-game streak in the series since 1976-78.
- Army's win is its second consecutive over Air Force in the state of Colorado, marking the first time the Black Knights have notched back-to-back wins over the Falcons in their home state in the series' history. The 2023 matchup was held in Denver, a 23-3 Army win.
- Army has outscored Air Force 63-23 in the teams' last three meetings.
- Army's defense had not allowed Air Force to score a touchdown in the last two games combined (2023-24), which included 11 consecutive quarters of play before the Falcons found the end zone on the final play of the third quarter Saturday. Before Air Force's third-quarter touchdown on Saturday, the Falcons had not scored against the Army defense in 31 consecutive possessions, dating back to the third quarter of the 2022 game at Globe Life Field in Arlington, Texas.
- Army's defense has forced 12 turnovers in the past three meetings against Air Force (six, 2023, and three, 2024). This was the third time this season Army's defense forced at least two turnovers (ECU & UAB). They forced three turnovers in a game for the first time since November 30, 2024 vs. UTSA.
- The Black Knights last visited the Air Force Academy in 2019, and their most recent win in Colorado Springs before Saturday came in 2017, a 21-0 victory.
- This is the first leg of Army's quest to reclaim the Commander-in-Chief's Trophy, the annual rivalry series contested among the three U.S. service academies. The trophy was introduced in 1972 and is presented by the President of the United States, the Commander-in-Chief of the Armed Forces. Navy defeated Air Force, 34-31, on Oct. 4 in this year's first CIC Trophy matchup.

### TEAM STATISTICS

	AIR FORCE	ARMY
<b>First Downs</b>		
Total	23	15
Rushing	12	11
Passing	9	3
Penalty	2	1
<b>Rushing</b>		
Total (Net)	174	193
Attempts	50	45
Avg. Per Rush	3.5	4.3
Rushing TDs	2	1
Yds. Gained	196	199
Yds. Lost	22	6
<b>Passing</b>		
Total (Net)	161	102
Comp. - Att. - Int.	13 - 18 - 2	5 - 9 - 0
Avg. / Att	8.9	11.3
Avg. / Comp.	12.4	20.4
TDs	0	1
<b>Total Offense</b>		
Yards	335	295
Plays	68	54
Avg. / Play	4.9	5.5
Fumbles - Lost	2-1	0-0
Penalties - Yds.	2-20	4-50
<b>Punting</b>		
Punts - Yds.	2-82	4-186
<b>Kickoffs</b>		
Total - Yds.	4-260	4-259
Avg. Yds. / Kickoff	65.0	64.8
Touchbacks	4	3
<b>Miscellaneous</b>		
Misc. Yards	0	0
Poss. Time	34:04	25:56
3rd. Down Conv.	8 of 14	5 of 13
4th. Down Conversions	2 of 2	2 of 3
Red-Zone: Scores - Chances	2-4	2-2
Sacks: Total - Yds.	0-0	2-14
PAT: Total - Made	2-2	2-2
2PT Conversion: Total - Made	0-0	0-0
Field Goals: Total - Made	1-2	2-2



# ARMY-NAVY GAME PRESENTED BY USAA



## ARMY AND NAVY WILL BATTLE FOR THE 126th TIME ON DECEMBER 13 AT M&T BANK STADIUM

For the third time in its history, the 126th edition of the storied Army-Navy rivalry will find the Black Knights and Midshipmen playing at M&T Bank Stadium in Baltimore, Md., on Dec. 13, 2025. Only 10 Division I-A rivalries have featured more games than the Army-Navy series.

This revered series began when Cadet Dennis Mahan Michie accepted a “challenge” from Naval Academy Midshipmen for a football game against the Cadets. That first contest was held on “The Plain” at West Point on Nov. 29, 1890. The more experienced Mids, who had been playing organized football since 1879, defeated the Cadets 24-0. Army has claimed victory in the two of the last three matchups, defeating the Mids this past season by a score of 17-11 from Gillette Stadium in Foxborough, Mass., to secure the Commander-in-Chief’s Trophy. 2022 saw the first-ever overtime contest between the two teams, with a game-winning field goal giving the Black Knights a 20-17 victory in double-overtime from Lincoln Financial Field in Philadelphia, Pa.

Other venues include: Municipal/John F. Kennedy Stadium (41), Franklin Field (18), Veterans Stadium (17), Lincoln Financial Field (14), Polo Grounds (9), West Point (4), Giants Stadium (4), Annapolis (3), M&T Bank Stadium (3), Yankee Stadium (2), Baltimore Stadium (2), FedEx Field/Northwest Stadium (2), Palmer Stadium (1), Soldier Field (1), Rose Bowl (1), MetLife Stadium (1), and Gillette Stadium (1).

The Army-Navy series has been tied on seven occasions (five times since 1979). The latest tie came following Navy’s victory in 2004. The Mids’ win in 2005 gave Navy its first edge in the series since 1993. Until winning in 1980 to break a 37-37-6 stalemate, Navy had not led in the series standing since 1921, just after the 24th meeting between the academies.



CBS Sports will remain the home for one of the greatest rivalries in sports, the Army-Navy Game presented by USAA, with a new all-encompassing 10-year deal extending the Network’s multiplatform rights through 2038. The announcement was made in 2025 by David Berson, President & CEO, CBS Sports, Mike Buddie, former Director of Athletics at the United States Military Academy and Chet Gladchuk, Director of Athletics at the United States Naval Academy.

The extension of the partnership ensures that CBS Sports will remain the exclusive home of America’s Game for more than four decades, as the Network has carried the game every year since 1996.

## ARMY-NAVY GAME PRESENTED BY USAA — RESULTS

11-29-1890	Navy 24-0	West Point, N.Y.	11-28-42	Navy 14-0	Annapolis, Md.	12-1-84	Army 28-11	Philadelphia, Pa.+
11-28-1891	Army 32-16	Annapolis, Md.	11-27-43	Navy 13-0	West Point, N.Y.	12-7-85	Navy 17-7	Philadelphia, Pa.+
11-26-1892	Navy 12-4	West Point, N.Y.	12-2-44	Army 23-7	Baltimore, Md.^	12-6-86	Army 27-7	Philadelphia, Pa.+
12-2-1893	Navy 6-4	Annapolis, Md.	12-1-45	Army 32-13	Philadelphia, Pa.*	12-5-87	Army 17-3	Philadelphia, Pa.+
12-2-1899	Army 17-5	Philadelphia, Pa.#	11-30-46	Army 21-18	Philadelphia, Pa.*	12-3-88	Army 20-15	Philadelphia, Pa.+
12-1-1900	Navy 11-7	Philadelphia, Pa.#	11-29-47	Army 21-0	Philadelphia, Pa.*	12-9-89	Navy 19-17	E. Rutherford, N.J.
11-30-1901	Army 11-5	Philadelphia, Pa.#	11-27-48	Tied 21-21	Philadelphia, Pa.*	12-8-90	Army 30-20	Philadelphia, Pa.+
11-29-1902	Army 22-8	Philadelphia, Pa.#	12-2-50	Navy 14-2	Philadelphia, Pa.*	12-7-91	Navy 24-3	Philadelphia, Pa.+
11-28-1903	Army 40-5	Philadelphia, Pa.#	12-1-51	Navy 42-7	Philadelphia, Pa.*	12-5-92	Army 25-24	Philadelphia, Pa.+
11-26-1904	Army 11-0	Philadelphia, Pa.#	11-29-52	Navy 7-0	Philadelphia, Pa.*	12-4-93	Army 16-14	E. Rutherford, N.J.
12-2-1905	Tied 6-6	Princeton, N.J.	11-28-53	Army 20-7	Philadelphia, Pa.*	12-3-94	Army 22-20	Philadelphia, Pa.+
12-1-1906	Navy 10-0	Philadelphia, Pa.#	11-27-54	Navy 27-20	Philadelphia, Pa.*	12-2-95	Army 14-13	Philadelphia, Pa.+
11-30-1907	Navy 6-0	Philadelphia, Pa.#	11-26-55	Army 14-6	Philadelphia, Pa.*	12-7-96	Army 28-24	Philadelphia, Pa.+
11-29-1919	Army 6-4	Philadelphia, Pa.#	12-1-56	Tied 7-7	Philadelphia, Pa.*	12-6-97	Navy 39-7	E. Rutherford, N.J.
11-26-1910	Navy 3-0	Philadelphia, Pa.#	11-30-57	Navy 14-0	Philadelphia, Pa.*	12-5-98	Army 34-30	Philadelphia, Pa.+
11-24-1911	Navy 3-0	Philadelphia, Pa.#	11-29-58	Army 22-6	Philadelphia, Pa.*	12-4-99	Navy 19-9	Philadelphia, Pa.+
11-30-1912	Navy 6-0	Philadelphia, Pa.#	11-28-59	Navy 43-12	Philadelphia, Pa.*	12-2-00	Navy 30-28	Baltimore, Md.@
11-29-1913	Army 22-9	New York, N.Y.%	11-26-60	Navy 17-12	Philadelphia, Pa.*	12-1-01	Army 26-17	Philadelphia, Pa.+
11-28-1914	Army 20-0	Philadelphia, Pa.#	12-2-61	Navy 13-7	Philadelphia, Pa.*	12-7-02	Navy 58-12	E. Rutherford, N.J.
11-27-1915	Army 14-0	New York, N.Y.%	12-1-62	Navy 34-14	Philadelphia, Pa.*	12-6-03	Navy 34-6	Philadelphia, Pa.\$
11-25-1916	Army 15-7	New York, N.Y.%	12-7-63	Navy 21-15	Philadelphia, Pa.*	12-4-04	Navy 42-13	Philadelphia, Pa.\$
11-29-1919	Navy 6-0	New York, N.Y.%	11-28-64	Army 11-8	Philadelphia, Pa.*	12-3-05	Navy 42-23	Philadelphia, Pa.\$
11-27-1920	Navy 7-0	New York, N.Y.%	11-27-65	Tied 7-7	Philadelphia, Pa.*	12-2-06	Navy 26-14	Philadelphia, Pa.\$
11-26-1921	Navy 7-0	New York, N.Y.%	11-26-66	Army 20-7	Philadelphia, Pa.*	12-1-07	Navy 38-3	Baltimore, Md.@
11-25-22	Army 17-14	Philadelphia, Pa.#	12-2-67	Navy 19-14	Philadelphia, Pa.*	12-6-08	Navy 34-0	Philadelphia, Pa.\$
11-24-23	Tied 0-0	New York, N.Y.%	11-30-68	Army 21-14	Philadelphia, Pa.*	12-12-09	Navy 17-3	Philadelphia, Pa.\$
11-29-24	Army 12-0	Baltimore, Md.^	11-29-69	Army 27-0	Philadelphia, Pa.*	12-11-10	Navy 31-17	Philadelphia, Pa.\$
11-28-25	Army 10-3	New York, N.Y.%	11-28-70	Navy 11-7	Philadelphia, Pa.*	12-10-11	Navy 27-21	Landover, Md.
11-27-26	Tied 21-21	Chicago, Ill.	11-27-71	Army 24-23	Philadelphia, Pa.*	12-8-12	Navy 17-13	Philadelphia, Pa.\$
11-26-27	Army 14-9	New York, N.Y.%	12-2-72	Army 23-15	Philadelphia, Pa.*	12-14-13	Navy 34-7	Philadelphia, Pa.\$
12-13-30	Army 6-0	New York, N.Y.&	12-1-73	Navy 51-0	Philadelphia, Pa.*	12-13-14	Navy 17-10	Baltimore, Md.@
12-12-31	Army 17-7	New York, N.Y.&	11-30-74	Navy 19-0	Philadelphia, Pa.*	12-12-15	Navy 21-17	Philadelphia, Pa.\$
12-3-32	Army 20-0	Philadelphia, Pa.#	11-29-75	Navy 30-6	Philadelphia, Pa.*	12-10-16	Army, 21-17	Baltimore, Md.@
11-25-33	Army 12-7	Philadelphia, Pa.#	11-27-76	Navy 38-10	Philadelphia, Pa.*	12-9-17	Army, 14-13	Philadelphia, Pa.\$
12-1-34	Navy 3-0	Philadelphia, Pa.#	11-26-77	Army 17-14	Philadelphia, Pa.*	12-8-18	Army, 17-10	Philadelphia, Pa.\$
11-30-35	Army 28-6	Philadelphia, Pa.*	12-2-78	Navy 28-0	Philadelphia, Pa.*	12-14-19	Navy, 31-7	Philadelphia, Pa.\$
11-28-36	Navy 7-0	Philadelphia, Pa.*	12-1-79	Navy 31-7	Philadelphia, Pa.*	12-12-20	Army, 15-0	West Point, N.Y.
11-27-37	Army 6-0	Philadelphia, Pa.*	11-29-80	Navy 33-6	Philadelphia, Pa.+	12-11-21	Navy, 17-13	East Rutherford, N.J.!
11-26-38	Army 14-7	Philadelphia, Pa.*	12-5-81	Tied 3-3	Philadelphia, Pa.+	12-10-22	Army, 20-17 (2OT)	Philadelphia, Pa.\$
12-2-39	Navy 10-0	Philadelphia, Pa.*	12-4-82	Navy 24-7	Philadelphia, Pa.+	12-9-23	Army, 17-11	Foxborough, Mass.%
11-30-40	Navy 14-0	Philadelphia, Pa.*	11-25-83	Navy 42-13	Pasadena, Calif.	12-13-24	Navy, 31-13	Landover, Md.
11-29-41	Navy 14-6	Philadelphia, Pa.*						

### Location Series History

**Maryland (Navy, 7-4)**  
at Annapolis: Navy, 2-1  
at Baltimore: Series tied, 3-3  
at Landover (FedEx Field/Northwest Stadium): Navy, 2-0  
^Municipal Stadium: Army, 2-0  
@PSINet/M&T Bank Stadium: Navy, 3-1

**Massachusetts (Army, 1-0)**  
at Foxborough: Army, 1-0  
%Gillette Stadium: Army, 1-0

**New York (Army, 8-6-1)**  
at West Point: Navy, 3-1  
at New York City: Army, 7-3-1  
% at Polo Grounds: Army, 5-3-1  
& at Yankee Stadium: Army, 2-0

**Philadelphia (Navy, 45-41-4)**  
\*at Municipal/JFK: Navy, 22-16-3  
#at Franklin Field: Army, 11-7  
+at Veterans Stadium: Army, 11-5-1  
\$at Lincoln Financial Field: Navy, 11-3

**New Jersey (Navy, 4-1-1)**  
at East Rutherford: Navy leads, 3-1  
at Princeton (Palmer Stadium): Tied, 0-0-1  
!at MetLife Stadium: Navy leads, 1-0

**Illinois (Tied 0-0-1)**  
at Chicago (Soldier Field): Tied, 0-0-1

**California (Navy, 1-0)**  
at Pasadena (Rose Bowl): Navy, 1-0

**Overall (Neutral Sites)**  
Navy, 58-53-7

## COMMANDER-IN-CHIEF'S TROPHY

Service academy supremacy is at stake on the gridiron each season when Army, Navy and Air Force battle in a round-robin schedule for the Commander-in-Chief's Trophy.

This year, the Trophy enters its 54th season as the preeminent indicator of football bragging rights among the three major service academies.

The Black Knights took back the coveted trophy in 2023, marking the fourth time in the past seven seasons in which Army won the trophy outright. Army began its quest with a 23-3 rout over Air Force from Empower Field at Mile High in Denver. The win also ended #17 Air Force's undefeated season, having entered play 8-0, and marked Army's first win over a ranked opponent since 1972. Army then completed the mission to the secure the CIC with a 17-11 win over Navy from Gillette Stadium in Foxborough, Mass. on December 9th.

Army's also collected the Commander-in-Chief's Trophy in 2020 when the Black Knights assumed that the Trophy would return to its original home by shutting out arch-rival Navy 15-0 before trouncing Air Force 10-7 the following week. Both victories were earned at Michie Stadium, helping the team capture its third Commander-in-Chief's Trophy in four seasons. To help commemorate the Trophy's 25th birthday, President Bill Clinton was on hand at "The Vet" to present the Black Knights with the glimmering silver Trophy following their come-from-behind victory. It marked the first time that a standing President attended an Army-Navy clash since President Gerald Ford looked on in 1974 to see Navy defeat Army 19-0.

President George W. Bush witnessed the Army-Navy game in person three times during his two terms in office, attending the classic in 2001, 2004, and 2008. President Donald J. Trump was on hand for the 119th installment of the Army-Navy game played at Lincoln Financial Field in Philadelphia in 2019 and then the following season at Michie Stadium at West Point for the first game played on West Point's campus in 77 years. Trump also attended the 2024 game, the 125th edition in Landover Md. as the president-elect.



Prior to 1996, Army had last acquired sole possession of the Trophy in 1988. In 1993, each team split its two academy games, marking only the fourth time that all three teams shared possession of the Trophy.

Army captured the inaugural Commander-in-Chief's Trophy by defeating Air Force, 17-14, and Navy, 23-15, in 1972.

The Trophy has resided at West Point in 1972, 1977, 1984, 1986, 1988, 1996, 2017, 2018, and 2020.

Navy, which ruled the 1970s, has acquired sole ownership of the trophy nine times since 1981. The Mids captured the hardware seven straight seasons from 2003-09 before Air Force claimed the trophy in 2010, 2011 and won it in 2014, after Navy won two straight.

The Trophy is named in honor of the President of the United States as Commander-in-Chief of the armed forces. The three-sided structure, which weighs 170 pounds and stands 2 1/2 feet tall, is engraved with the seal of each academy and displays a reproduction of each school's mascot. The year in which the Trophy is won is engraved on the appropriate academy's side.

The idea for the establishment of an interservice football trophy originated with the late Gen. George B. Simler, commander of the Air Training Command and

a former Air Force Academy athletic director. The 1972 season was seen as an appropriate time to consider such an idea since it also marked the first season of the round-robin competition among the three teams.

Simler proposed the idea to the USAFA Association of Graduates early in 1972. The Association, in turn, proposed the project to the alumni associations at West Point and Annapolis as suitable for joint sponsorship by the three institutions. Following formal adoption of the project, designs for the Trophy were sought from manufacturers.

After Army's inaugural title in 1972, Navy captured possession of the Trophy eight of the following nine years before Air Force first staked claim to the honor in 1982. The Trophy remained in the Falcons' possession the following season when they swept the Black Knights and Midshipmen.

Army recaptured the Trophy in 1984, its first outright title since 1977.

The Black Knights begin the quest for this year's CIC title on Nov. 1 when they take on Air Force at Falcon Stadium. Army will then square off against Navy on Dec. 13 at M&T Bank Stadium in Baltimore, Md., home of the Baltimore Ravens.

## COMMANDER-IN-CHIEF'S TROPHY — YEAR-BY-YEAR RESULTS

1972	Army 2-0	Navy 1-1	Air Force 0-2
1973	Navy 2-0	Air Force 1-1	Army 0-2
1974	Army 1-1	Navy 1-1	Air Force 1-1
1975	Navy 2-0	Air Force 1-1	Army 0-2
1976	Army 1-1	Navy 1-1	Air Force 1-1
1977	Army 2-0	Navy 1-1	Air Force 0-2
1978	Navy 2-0	Army 1-1	Air Force 0-2
1979	Navy 2-0	Air Force 1-1	Army 0-2
1980	Navy 1-1	Army 1-1	Air Force 1-1
1981	Navy 1-0-1	Air Force 1-1	Army 0-1-1
1982	Air Force 2-0	Navy 1-1	Army 0-2
1983	Air Force 2-0	Navy 1-1	Army 0-2
1984	Army 2-0	Air Force 1-1	Navy 0-2
1985	Air Force 2-0	Navy 1-1	Army 0-2
1986	Army 2-0	Air Force 1-1	Navy 0-2
1987	Air Force 2-0	Army 1-1	Navy 0-2
1988	Army 2-0	Air Force 1-1	Navy 0-2
1989	Air Force 2-0	Navy 1-1	Army 0-2
1990	Air Force 2-0	Army 1-1	Navy 0-2
1991	Air Force 2-0	Navy 1-1	Army 0-2
1992	Air Force 2-0	Army 1-1	Navy 0-2
1993	Air Force 1-1	Army 1-1	Navy 1-1
1994	Air Force 2-0	Army 1-1	Navy 0-2
1995	Air Force 2-0	Army 1-1	Navy 0-2
1996	Army 2-0	Navy 1-1	Air Force 0-2
1997	Air Force 2-0	Navy 1-1	Army 0-2
1998	Air Force 2-0	Army 1-1	Navy 0-2
1999	Air Force 2-0	Navy 1-1	Army 0-2
2000	Air Force 2-0	Navy 1-1	Army 0-2
2001	Air Force 2-0	Army 1-1	Navy 0-2
2002	Air Force 2-0	Navy 1-1	Army 0-2
2003	Navy 2-0	Air Force 1-1	Army 0-2
2004	Navy 2-0	Air Force 1-1	Army 0-2
2005	Navy 2-0	Army 1-1	Air Force 0-2
2006	Navy 2-0	Air Force 1-1	Army 0-2
2007	Navy 2-0	Air Force 1-1	Army 0-2
2008	Navy 2-0	Air Force 1-1	Army 0-2
2009	Navy 2-0	Air Force 1-1	Army 0-2
2010	Air Force 2-0	Navy 1-1	Army 0-2
2011	Air Force 2-0	Navy 1-1	Army 0-2
2012	Navy 2-0	Army 1-1	Air Force 0-2
2013	Navy 2-0	Air Force 1-1	Army 0-2
2014	Air Force 2-0	Navy 1-1	Army 0-2
2015	Navy 2-0	Air Force 1-1	Army 0-2
2016	Air Force 2-0	Army 1-1	Navy 0-2
2017	Army 2-0	Navy 1-1	Air Force 0-2
2018	Army 2-0	Air Force 1-1	Navy 0-2
2019	Navy 2-0	Air Force 1-1	Army 0-2
2020	Army 2-0	Air Force 1-1	Navy 0-2
2021	Army 1-1	Navy 1-1	Air Force 1-1
2022	Air Force 2-0	Army 1-1	Navy 0-2
2023	Army 2-0	Air Force 1-1	Navy 0-2
2024	Navy 2-0	Army 1-1	Air Force 0-2

### 2024 CIC RESULTS

Navy 34, Air Force 7  
Army 20, Air Force 3  
Navy 31, Army 13

### 2025 CIC SCHEDULE

Oct. 4 - Navy 34, Air Force 31  
Nov. 1 - Army 20, Air Force 17  
Dec. 13 - ARMY VS. NAVY (BALTIMORE, MD.)



ARMY'S 2023 TEAM VISITING THE WHITE HOUSE AFTER DEFEATING BOTH NAVY AND AIR FORCE TO WIN THE CIC TROPHY.



FINAL ASSOCIATED PRESS TOP 25 POLL

- 2024
- 1. Ohio State (56)
  - 2. Notre Dame
  - 3. Oregon
  - 4. Texas
  - 5. Penn State
  - 6. Georgia
  - 7. Arizona State
  - 8. Boise State
  - 9. Tennessee
  - 10. Indiana
  - 11. Ole Miss
  - 12. SMU
  - 13. BYU
  - 14. Clemson
  - 15. Iowa State
  - 16. Illinois
  - 17. Alabama
  - 18. Miami
  - 19. South Carolina
  - 20. Syracuse
  - 21. ARMY
  - 22. Missouri
  - 23. UNLV
  - 24. Memphis
  - 25. Colorado

COLLEGE FOOTBALL PLAYOFF RANKINGS

Five appearances, highest at No. 19

2024

Date	Ranking
11/5/24	25
11/12/24	24
11/19/24	19
12/3/24	24
12/8/24*	22

\*Selection Day



QUARTERBACKS

# DEWAYNE COLEMAN



Class: Senior

Ht: 5'10 | Wt: 200

High School: Theodore Roosevelt / USMAPS

Hometown: Selma, Texas

10

QUARTERBACK

**2025:** vs. Tarleton State (8/29): Made his second career start at quarterback... Passed 7-for-12 for 129 yards but threw two interceptions... Rushed for 100 yards on 24 carries (4.2 avg.), his first career 100-yard rushing performance... Added in a 26-yard touchdown run in the first quarter... at Kansas State (9/6): Did not play, but was active... vs. North Texas (9/20): Came off the bench to lead the Black Knights to overtime from down three scores, going 6-for-11 passing with a touchdown through the air, as well as 117 yards and a touchdown on the ground across 23 rushes... at East Carolina (9/25): Made second start of the season, going 5-for-9 passing for 36 yards, while adding 51 yards and a touchdown on the ground... at UAB (10/4): Made third start of the season, completed a pass for seven yards and recorded eight rushing attempts... vs. Charlotte (10/11): Entered the game at quarterback late in the third quarter and finished the win, attempted a pair of passes and compiled 22 yards on seven rushes.

**2024:** vs. Lehigh (8/30): Saw action in the second half passing 2-for-2 for 22 yards, both completions to WR Cam Schurr. Led a touchdown drive late in the fourth quarter... vs. Rice (9/21): Relieved starter Bryson Daily and passed 2-for-3 for 13 yards late in the game... at Temple (9/26): Saw action in the fourth quarter, throwing his first career touchdown pass, a 18-yarder to WR Cam Schurr. Rushed four times for 17 yards... at Tulsa (10/5): Saw action in the second half, while logging his first career rushing touchdown while carrying seven times for 21 yards. Also completed a pass for 20 yards... vs. UAB (10/12): Rushed four times for 26 yards... vs. Air Force (11/2): Made his first career start in place of Bryson Daily who was inactive... Passed 5-for-8 for 48 yards and rushed for 55 yards on 16 carries... Became the First Army QB to win their starting debut since 2020.

**2023:** Appeared in three games vs. Delaware State (9/9), Syracuse (9/23) and LSU (10/21)... Ran four times for eight yards.

**Prior to West Point/Personal:** Was the team offensive MVP and an All-Area player at Theodore Roosevelt High School in Selma, Texas... Member of National Honor Society and was an Honor roll and summa cum laude honors... Team Captain... Spent 2021 at USMAPS... Majoring in Engineering Management.

## Passing Statistics

Season	GP	CMP	ATT	INT	YDS	TD	%
2023	3	1	1	0	-14	0	1.000
2024	7	11	16	0	121	1	.690
2025	5	19	35	2	273	2	.540
<b>Total</b>	<b>15</b>	<b>31</b>	<b>52</b>	<b>2</b>	<b>380</b>	<b>3</b>	<b>.600</b>

## Rushing Statistics

Season	GP	ATT	YDS	TD	Long	AVG/A	AVG/G
2023	3	4	8	0	5	2.0	2.7
2024	7	38	136	1	15	3.6	19.4
2025	5	84	296	3	26	3.5	59.2
<b>Total</b>	<b>15</b>	<b>126</b>	<b>440</b>	<b>4</b>	<b>26</b>	<b>3.5</b>	<b>29.3</b>

# CALE HELLUMS



Class: Junior

Ht: 5'10 | Wt: 205

High School: Tomball / USMAPS

Hometown: Tomball, Texas

3

QUARTERBACK

**2025:** vs. Tarleton State (8/29): Scored his first career touchdown, a one-yard run before halftime, entering for a banged-up Coleman... Re-entered late in the fourth quarter and played the entire overtime periods... Passed 1-for-4 for 2 yards and rushed eight times for 37 yards and a score... at Kansas State (9/6): Made his first start behind center... Rushed for 124 yards and two touchdowns on a program-record 41 total attempts, including the go-ahead score with 2:52 remaining... Passed 7-for-11 for 43 yards, with a touchdown pass on the final play of the first half... vs. North Texas (9/20): Started, and re-entered the game in overtime for the injured Coleman, throwing a pair of passes and rushing for 23 yards on nine attempts... at East Carolina (9/25): Entered at quarterback for the final offensive drive, rushing for 42 yards and completing a pass in the fourth quarter... at UAB (10/4): Came off the bench once again to lead Army in rushing yards with 81, rushed for three touchdowns, and completed a 41 yard pass... vs. Charlotte (10/11): Started at quarterback for the third time in 2025, rushing for a career-high 143 yards on 21 carries, while also rushing for two scores and going 2-for-4 passing. Had a career-long rush of 50 yards on the first drive and a career-long pass of 44 yards to Noah Short in the third quarter... at Tulane (10/18): Set new career-highs in both single-game rushing and passing yards, with 125 yards through the air on 7-for-10 passing, and 155 yards rushing across 39 total carries, and also collected a pair of touchdowns on the ground and set a new high-water mark in rushing yards for the second consecutive week... at Air Force (11/1): Started at quarterback and led Army in rushing with 98 yards across 26 carries, with a touchdown on the ground, also going 5-for-9 passing with 102 yards passing and a 40-yard touchdown to Noah Short, His 42-yard pass to Brady Anderson in the final minute set up Dawson Jones' game-winning 27-yard field goal.

**2024:** Appeared in three games... at Temple (9/26): Saw his first collegiate action, rushing once for five yards late in the fourth quarter... at Tulsa (10/5): Appeared at the end of the game taking several snaps... vs. UAB (10/12): Rushed once for a gain of four yards.

**2023:** Did not see game action.

**Prior to West Point/Personal:** Attended Tomball High in Tomball, Texas... Threw for 8,021 yds and 83 TDs during his career... Received recognition as two-time First-Team All-District, First-Team All-Region, and Third-Team All-State... In the classroom was a Honor Roll student... Played Basketball and ran Track outside of football... Attended USMAPS during the 2022 season.

## Passing Statistics

Season	GP	CMP	ATT	INT	YDS	TD	%
2025	8	24	46	1	376	2	.520
<b>Total</b>	<b>8</b>	<b>24</b>	<b>46</b>	<b>1</b>	<b>376</b>	<b>2</b>	<b>.520</b>

## Rushing Statistics

Season	GP	ATT	YDS	TD	Long	AVG/A	AVG/G
2024	3	7	28	0	10	4.0	9.3
2025	8	173	711	11	50	4.1	88.9
<b>Total</b>	<b>11</b>	<b>180</b>	<b>739</b>	<b>11</b>	<b>50</b>	<b>4.1</b>	<b>67.2</b>

# BRIGGS BARTOSH



Class: Sophomore

Ht: 5'10 | Wt: 204

High School: Park Hill South / USMAPS

Hometown: Riverside, Mo.

29

RUNNING BACK

**2025:** at Kansas State (9/6): Made his college football debut, rushing for 11 yards on three rushing attempts...vs. North Texas (9/20): Rushed 99 yards on eight carries, including a 75-yard touchdown run, his first career score and longest career run...at East Carolina (9/25): Gained 14 yards on six carries...at UAB (10/4): Recorded a pair of carries...vs. Charlotte (10/11): Picked up 25 rushing yards on six carries ...at Tulane (10/18): Had seven rushes for 23 yards ...at Air Force (11/1): Rushed for 74 yards on 11 carries, including a 38-yard rush in the opening quarter. Also had an eight-yard catch.

**2024:** Did not appear in any games.

**Prior to West Point/Personal:** Played at Park Hill South High School in River-side, Mo. averaging 11.2 yards per carry in his career...Set the school record for most touchdowns in a single game with six and the most rushing yards in a game with 512...Is the school record holder in the 100m dash and 4x100 relay...Three-time All-Conference, First Team, All-State, and two-time All-District, and All-Simonne Team...Spent the 2023 season at USMAPS.

## Rushing Statistics

Season	GP	ATT	YDS	TD	Long	AVG/A	AVG/G
2025	7	44	246	1	75	5.6	35.1
<b>Total</b>	<b>7</b>	<b>44</b>	<b>246</b>	<b>1</b>	<b>75</b>	<b>5.6</b>	<b>35.1</b>

# HAYDEN REED



Class: Senior

Ht: 6'0 | Wt: 220

High School: Gaither / USMAPS

Hometown: Tampa, Fla.

8

RUNNING BACK

**2025:** vs. Tarleton State (8/29): Started at running back, rushing 19 times for 88 yards (4.2 avg.) and a touchdown...His 37-yard touchdown run in the third quarter marked the longest touchdown run of his career...at Kansas State (9/6): Started at running back and had five rushing attempts for 10 yards...vs. North Texas (9/20): Started at running back and rushed for 133 yards on 19 carries, including a 37-yard touchdown run in the third quarter...at East Carolina (9/25): Started at running back and had three total rushing attempts ...at UAB (10/4): Started at running back and rushed for 54 yards and a touchdown over 12 carries...vs. Charlotte (10/11): Started at running back and gained 53 yards over 11 carries ...at Air Force (11/1): Started at running back and had two carries.

**2024:** Played in 14 games with five starts splitting time between H-Back and RB...Rushed 40 times for 207 yards and a touchdown and caught six passes for 63 yards and a touchdown...vs. Lehigh (8/30): Rushed five times for 32 yards... at FAU (9/7): Ran for 37 yards on seven carries...vs. Rice (9/21): Caught two passes for 18 yards...at Tulsa (10/5): Had a reception for 16 yards and rushed once for a two yard gain...vs. UAB (10/12): Rushed four times for 18 yards...vs. Air Force (11/2): Rushed once for two yards...vs. Navy (12/6): Has three catches for 29 receiving yards and a touchdown...vs. Louisiana Tech (12/28): Rushed for a career-high 114 yards and a rushing touchdown.

**2023:** Played in nine games, starting in two...Rushed for 205 yards on 50 carries (4.1 avg.) with two touchdowns...at ULM (9/2): Rushed 10 times for 29 yards...vs. Delaware State (9/9): Ran three times for 17 yards and scored on a two-point conversation fake field goal run following Army's first touchdown of the game...at UTSA (9/15): Started and tallied a career-high 108 yards and a touchdown on 20 carries...at Syracuse (9/23): Ran two times for six yards... vs. Boston College (10/7): Rushed six times for 31 yards and scored a touchdown on a six-yard run in the third quarter...vs. Troy (10/14): Rushed six times for 13 yards...at LSU (10/21): Registered one carry for three yards...six times for 13 yards...vs. UMass (10/28): Rushed twice for 11 yards.

**2022:** Played in 10 games as a freshman with two starts at running back...Logged 37 carries for 188 yards (5.1 avg.) and two touchdowns...vs. Villanova (9/17): logged his first career carries, rushing three times for 29 yards and a TD...vs. Georgia State (10/1): Carried eight times for 28 yards...at Wake Forest (10/8): Made his first career start and ran 10 times for 24 yards...vs. Colgate (10/15): Made his second straight start and rushed for a season-best 87 yards and a TD on 11 carries...vs. ULM (10/22): Did not play...vs. UConn (11/19): Carried one time for seven yards...at UMass (11/26): Logged two carries for nine yards.

**Prior to West Point/Personal:** Played at Gaither High School in Tampa, Fla...Rushed for 675 yards and six touchdowns as a junior in 2019...Spent 2021 at USMAPS.

## Rushing Statistics

Season	GP	ATT	YDS	TD	Long	AVG/A	AVG/G
2022	10	37	188	2	45	5.1	18.8
2023	9	50	205	2	27	4.1	22.8
2024	14	40	207	1	15	5.2	14.8
2025	7	71	327	3	37	4.6	46.7
<b>Total</b>	<b>40</b>	<b>198</b>	<b>927</b>	<b>8</b>	<b>45</b>	<b>4.7</b>	<b>23.2</b>

# JAKE RENDINA



Class: Junior

Ht: 5'11 | Wt: 240

High School: Glacier High / USMAPS

Hometown: Kalispell, Mont.

33

RUNNING BACK

**2025:** vs. Tarleton State (8/29): Rushed three times for 10 yards...at Kansas State (9/6): Rushed once for three yards...at UAB (10/4): Logged a pair of rushes...vs. Charlotte (10/11): Added 10 rushing yards ...at Tulane (10/18): Had two carries.

**2024:** Played in all 14 games, rushing for 104 yards and a touchdown on 29 carries...vs. Lehigh (8/30): Ran for 23 yards and a touchdown on five carries. Scored his first career touchdown on a 3-yard run late in the fourth quarter... vs. Rice (9/21): Rushed for a season best 19 yards on six carries. Served as a great leader blocker at the fullback position on several touchdowns and explosive runs on the day...at Temple (9/26): Rushed six times for a season best 27 yards...at Tulsa (10/5): Rushed four times for 17 yards...vs. UAB (10/12): Rushed once for a three yard gain...vs. ECU (10/19): Had one rush for two yards...vs. UTSA (11/30): Rushed four times for three yards...vs. Tulane (12/6): Ran once for a four yard gain...vs. Louisiana Tech (12/28): Rushed for six yards on one carry.

**2023:** Played in three games receiving one carry for three yards...vs. Holy Cross (11/11): Rushed once for three yards.

**Prior to West Point/Personal:** Played at Glacier High in Kalispell, Mont... Finished his career with 4024 total yards and 61 Touchdowns...Was named two-time all-state and two-time all-conference...Attended USMAPS during the 2022 season.

## Rushing Statistics

Season	GP	ATT	YDS	TD	Long	AVG/A	AVG/G
2023	3	1	3	0	3	3.0	1.0
2024	14	29	104	1	9	3.6	7.4
2025	7	10	36	0	6	3.6	5.1
<b>Total</b>	<b>24</b>	<b>40</b>	<b>143</b>	<b>1</b>	<b>9</b>	<b>3.6</b>	<b>6.0</b>

# CARSON SMITH



Class: Junior

Ht: 6'0 | Wt: 240

High School: Middletown

Hometown: Middletown, Md.

34

RUNNING BACK

**2025:** at Kansas State (9/6): Gained 23 yards on nine rushing attempts...vs. North Texas (9/20): Rushed for 10 yards on three attempts...at East Carolina (9/25): Recorded one carry...at UAB (10/4): Rushed for 29 yards on six carries ...vs. Charlotte (10/11): Has six carries for 37 yards and a touchdown...at Tulane (10/18): Made his first career start at running back, carrying the ball eight times for 27 yards.

**2024:** Appeared in eight games...vs. Rice (9/21): Rushed twice for two yards, the first collegiate attempts of his career...at Tulsa (10/5): Rushed once for a three yard gain...vs. UAB (10/12): Rushed four times for 25 yards...vs. Louisiana Tech (12/28): Rushed for 21 yards on five carries.

**2023:** Did not see action.

**Prior to West Point/Personal:** Played at Middletown High in Middletown, Md...As a senior he averaged almost seven yards per attempt helping the team go 9-4 and to the Class 2A State semifinals...Finished with 1,912 yards and 26 touchdowns on 286 carries.

## Rushing Statistics

Season	GP	ATT	YDS	TD	Long	AVG/A	AVG/G
2024	8	12	51	0	12	4.3	6.4
2025	7	33	129	1	10	3.9	18.4
<b>Total</b>	<b>15</b>	<b>45</b>	<b>180</b>	<b>1</b>	<b>12</b>	<b>4.0</b>	<b>12.0</b>

## SLOT BACKS

# SAMARI HOWARD



Class: Junior

Ht: 5'7 | Wt: 190

High School: Temple High / USMAPS

Hometown: Temple, Texas

27

SLOT BACK

**2025:** vs. Tarleton State (8/29): Started at running back...at Kansas State (9/6): Started at running back and pulled in three catches (career-high) for 16 yards... vs. North Texas (9/20): Started at running back and made two receptions, including a 17-yard touchdown reception in the final minute of the first half ...at East Carolina (9/25): Started at running back and recorded one rush ...at UAB (10/4): Started at running back and caught a pair of passes, Army's only pass catcher in the win. Caught a ball from Cale Hellums in the third quarter for 41 yards as Army would find the end zone on the drive...vs. Charlotte (10/11): Started at running back ...at Tulane (10/18): Started at running back and made an eight-yard reception.

**2024:** Appeared in all 14 games, starting the final game of the season...vs. Lehigh (8/30): Carried twice for 25 yards. Caught one pass for seven yards... at FAU (9/7): Rushed four times totaling five yards...vs. Rice (9/21): Carried three times for 22 yards...at Temple (9/26): Carried three times for 10 yards... at Tulsa (10/5): Rushed once for a four yard gain...vs. UAB (10/12): Rushed five times for 37 yards...vs. Notre Dame (11/23): Rushed for 25 yards on four carries...vs. Louisiana Tech (12/28): Earned his first career start.

**2023:** Did not see game action.

**Prior to West Point/Personal:** Played at Temple High in Temple, Texas... Amassed 4,077 yards rushing and 60 touchdowns during his career...Named third-team All-state at running back...Participated in powerlifting and track... In the classroom was an honor roll student...His father is retired from the service... Attended USMAPS during the 2022 season.

## Rushing Statistics

Season	GP	ATT	YDS	TD	Long	AVG/A	AVG/G
2024	14	23	128	0	21	5.6	9.1
2025	8	1	0	0	0	0.0	0.0
<b>Total</b>	<b>22</b>	<b>24</b>	<b>128</b>	<b>0</b>	<b>21</b>	<b>5.3</b>	<b>5.8</b>

## Receiving Statistics

Season	GP	REC	YDS	TD	Long	AVG/C	AVG/G
2024	14	2	11	0	7	5.5	0.8
2025	8	10	119	1	41	11.9	14.9
<b>Total</b>	<b>22</b>	<b>12</b>	<b>130</b>	<b>1</b>	<b>41</b>	<b>10.8</b>	<b>5.9</b>

# NOAH SHORT



Class: Senior

Ht: 6'0 | Wt: 195

High School: The King's Academy / USMAPS

Hometown: San Jose, Calif.

15

SLOT BACK



**2025:** vs. Tarleton State (8/29): Started at slot back and totaled 124 total yards of offense (81 receiving, 43 rushing yards), the third most total yards of his career...His six receptions matched a career high...Rushed 11 times... at Kansas State (9/6): Started at slot back and rushed 10 times for 61 yards... Completed a pass on a trick play to Brady Anderson for a gain of 52 yards and also pulled in two receptions for 15 yards...vs. North Texas (9/20): Started at slot back and rushed for 25 yards while also making a 10-yard catch ...at East Carolina (9/25): Started at slot back and rushed for 127 yards on 11 carries, including a 60-yard rush. It was his second career 100-yard rushing performance, and the second-best of his career. His 11.5 yards per rush average was tied for 14th best in a game in program history. Also caught three passes on the night...at UAB (10/4): Started at slot back and rushed for 54 yards on seven carries...vs. Charlotte (10/11): Started at slot back and recorded 20 yards rushing and 44 yards receiving, was on the receiving end of Hellums' career-long pass of 44 yards ...at Tulane (10/18): Started at slot back, rushed for 23 total yards over seven carries and hauled in an 11-yard reception ...at Air Force (11/1): Started at slot back and hauled in three passes for 52 yards, including a 40-yard touchdown reception in the first quarter. Also added nine total yards rushing.

**2024:** Appeared in all 14 games, starting 13 as a weapon in both the run and passing game...Finished third on the team in all-purpose yards (887) and rushing (569) and second in receiving yards (318). Logged three receiving and two rushing touchdowns...vs. Lehigh (8/30): Rushed for a team-high 83 yards and a touchdown on only eight carries, all career rushing highs. Had a long of 47. His first rushing score came in the third quarter on a 3-yard run. Caught one pass for six yards... at FAU (9/7): Rushed eleven times for a career-high 160 yards (14.5 avg.). Had a long of 49 yards...vs. Rice (9/21): Hauled in a 41-yard touchdown pass from Bryson Daily in the first quarter. Finished with two receptions for 47 yards and a score and also added one carry for 23 yards... at Temple (9/26): Rushed five times for 78 yards including a 61-yard rush for a touchdown on the third play of the game. Hauled in one pass for 27 yards... at Tulsa (10/5): Had a career high 121 receiving yards on three receptions, scoring two touchdowns. Also rushed for 11 yards on two attempts...vs. UAB (10/12): Rushed four times for 42 yards...vs. ECU (10/19): Caught two passes for 41 yards, including a 27-yard reception. Also had two carries...vs. Air Force (11/2): Caught one pass for 10 yards and rushed once for two yards...at North Texas (11/9): Compiled 41 rushing yards on six carries while catching a seven yard pass...vs. Notre Dame (11/23): Caught two passes for 11 yards...vs. UTSA (11/30): Rushed 14 times for 46 yards. Hauled in two passes for 35 yards...vs. Tulane (12/6): Rushed eight times for 50 yards and hauled in a pass for eight yards...vs. Navy (12/14): Had five carries for nine yards...vs. Louisiana Tech (12/28): Rushed for 27 yards on five carries.

**2023:** Played in all 12 games starting in 10...Led Army in receptions with 18 with 252 yards and two touchdowns...Was his first season at receiver, transitioning from safety as a freshman...at ULM (9/2): Played his first career game as a WR, and caught his first career pass, a 12-yarder... Delaware State (9/9): Made his first career start, catching one pass for seven yards, and rushing once for four yards... at UTSA (9/15): Logged a career-best 68 receiving yards on three receptions, scoring his first touchdown on a 25-yard touchdown down the seam to give the Black Knights a nine-point lead, 30-21... at Syracuse (9/23): Recorded a career-best 105 receiving yards and a touchdown on six receptions, including an 80-yard touchdown from Daily, which was tied for the sixth-longest pass in Army history... vs. Boston College (10/7): Caught two passes for 16 yards... vs. Troy (10/14): Caught two passes for 15 yards... vs. UMass (10/28): Caught one pass for 29 yards.

**2022:** Played in eight games as a freshman as a primary contributor on special teams, making one tackle...at Navy (12/10): Came up with the biggest play of the season, blocking Riley Riethman's punt with freshman DB Jabril Williams chasing down the ball in the end zone, recovering for a special teams touchdown to give Army a 7-3 halftime lead.

**Prior to West Point/Personal:** Played at The King's Academy in San Jose, Calif., where he was an All-State defense First-Team selection...Logged 274 total tackles, six interceptions, 10 sacks and 646 return yards...Honor roll freshman and sophomore years...Was the conference special teams player of the year following his sophomore year...Spent 2021 at USMAPS.

**Rushing Statistics**

Season	GP	ATT	YDS	TD	Long	AVG/A	AVG/G
2023	12	3	8	0	6	2.7	0.7
2024	14	75	569	2	61	7.6	40.6
2025	8	63	362	0	60	5.7	45.2
Total	34	141	939	2	61	6.7	27.6

**Receiving Statistics**

Season	GP	REC	YDS	TD	Long	AVG/C	AVG/G
2022	8	0	0	0	0	0	0
2023	12	18	252	2	80	14.0	21.0
2024	14	17	318	3	58	18.7	22.7
2025	8	17	226	1	44	13.3	28.2
Total	34	52	796	6	80	15.3	23.4

**WIDE RECEIVERS**

**BRADY ANDERSON**



*Class: Sophomore*  
*Ht: 6'1 | Wt: 210*  
*High School: Edina (USMAPS)*  
*Hometown: Edina, Minn.*

84

WIDE RECEIVER

**2025:** vs. Tarleton State (8/29): Started at wide receiver in his first collegiate appearance...Hauled in his first career reception, a 35-yarder in the first half... at Kansas state (9/6): Pulled in three catches for 64 yards and a touchdown reception on the final play of the first half, the first of his career...Had a 52 yard reception from Noah Short in the third quarter...vs. North Texas (9/20): Started at wide receiver and caught a 68-yard touchdown pass in the fourth quarter...at East Carolina (9/25): Started at wide receiver ...at Tulane (10/18): Started at wide receiver and recorded career-highs in both receptions (4) and receiving yards (97) ...at Air Force (11/1): Started at wide receiver and made a 42-yard reception in the final minute to set up Dawson Jones' 27-yard game-winning field goal.

**2024:** Did not appear in any games.

**Prior to West Point/Personal:** Played at Edina High School in Edina, Minn.... Finished his senior year with 1,052 rushing and receiving yards, averaging 10.9 yards per carry with nine touchdowns, one interception, and 40 tackles...Named captain and team MVP his junior and senior year...Earned All-Metro, All-Conference, and All-District honors his senior year...Attended USMAPS during the 2023 season.

**Receiving Statistics**

Season	GP	REC	YDS	TD	Long	AVG/C	AVG/G
2025	8	10	306	2	68	30.6	38.2
Total	8	10	306	2	68	30.6	38.3

**LIAM FORTNER**



*Class: Senior*  
*Ht: 6'1 | Wt: 210*  
*High School: Central / USMAPS*  
*Hometown: Knoxville, Tenn.*

4

WIDE RECEIVER

**2024:** Played in all 14 games, starting 13 as a superior perimeter blocker...vs. UTSA (11/30): Caught his first pass of the season, a 28-yarder.

**2023:** Played in all 12 games, starting in one...Caught two passes for 60 yards...at ULM (9/2): Recorded his first career reception, a 53-yarder from Bryson Daily early in the first quarter.. vs. Delaware State (9/9): Played but did not record any stats... at LSU (10/21): Caught one pass for seven yards.

**Prior to West Point/Personal:** Won two state championships at Central High School in Tennessee...Garnered All-State, All-Region honors...Was on the honor roll...Spent the 2021 season at USMAPS...Twin brother, Kalib is a LB at Army.

**Receiving Statistics**

Season	GP	REC	YDS	TD	Long	AVG/C	AVG/G
2023	12	2	60	0	53	30.0	5.0
2024	14	1	28	0	28	28.0	2.0
Total	26	3	88	0	53	29.3	3.4

# TOBI OLAWOLE



*Class: Junior*  
*Ht: 6'1 | Wt: 200*  
*High School: Buford (USMAPS)*  
*Hometown: Buford, Ga.*

11

WIDE RECEIVER

**2025:** at UAB (10/4): Started at wide receiver...at Tulane (10/18): Snagged a nine-yard catch.

**2024:** Played in eight games.

**2023:** Played in ten games, starting in one...Hauled in seven passes for 101 yards with a long of 43...vs. Boston College (10/7): Caught one pass for two yards...vs. Troy (10/14): Recorded two catches for 22 yards... at LSU (10/21): Registered two yards on lone rushing attempt... vs. UMass (10/28): Had a career-best day totaling 57 receiving yards on two receptions, hauling in a 43-yard reception on the first play from scrimmage from Champ Harris...at Air Force (11/4): Caught one pass for 11 yards...vs. Navy (12/9): Caught one pass for nine yards.

**Prior to West Point/Personal:** Played at Buford High in Buford, Ga...During his senior season, caught six touchdowns en route to his third state championship title...Also received recognition as second-team All-Region...In track, broke the record for the all-time fastest 4x100 time in all of Georgia (40.05) and was a two-time regional champ...Attended USMAPS during the 2022 season.

## Receiving Statistics

Season	GP	REC	YDS	TD	Long	AVG/C	AVG/G
2023	10	7	101	0	43	14.4	10.1
2025	5	2	15	0	9	7.5	3.0
<b>Total</b>	<b>15</b>	<b>9</b>	<b>116</b>	<b>0</b>	<b>43</b>	<b>12.9</b>	<b>7.7</b>

## TIGHT ENDS

# BRIAN DYER



*Class: Junior*  
*Ht: 6'4 | Wt: 245*  
*High School: Plano East*  
*Hometown: Plano, Texas*

80

TIGHT END

**2024:** Appeared in three games.

**2023:** Did not see game action.

**Prior to West Point/Personal:** Played at Plano East HS in Plano, Texas...Was named two-time Second-Team All-District...In the classroom was two-time Academic All-District 6-6a, and First-Team Academic All-State...His sister, Allie Dyer, attended the Air Force Academy.

# PARKER POLOSKEY



*Class: Junior*  
*Ht: 6'4 | Wt: 250*  
*High School: Olympic Heights Community*  
*Hometown: Boca Raton, Fla.*

44

TIGHT END

**2025:** vs. Tarleton State (8/29): Started at tight end, playing over 94% of the snaps...at Kansas State (9/6): Started at tight end...vs. North Texas (9/20): Started at tight end...at East Carolina (9/25): Started at tight end and hauled in a 10-yard reception ...at UAB (10/4): Started at tight end...vs. Charlotte (10/11): Started at tight end...at Tulane (10/18): Started at tight end.

**2024:** Appeared in 12 games...vs. Navy (12/14): Recorded his first career reception for four yards.

**2023:** Played in LSU game.

**Prior to West Point/Personal:** Played at Olympic Heights Community High.

## Receiving Statistics

Season	GP	REC	YDS	TD	Long	AVG/C	AVG/G
2024	12	1	4	0	4	4.0	0.3
2025	8	1	10	0	10	10.0	1.2
<b>Total</b>	<b>20</b>	<b>2</b>	<b>14</b>	<b>0</b>	<b>10</b>	<b>7.0</b>	<b>0.7</b>

## OFFENSIVE LINE

# HENRY APPLETON



*Class: Junior*  
*Ht: 6'2 | Wt: 300*  
*High School: Billy Ryan / USMAPS*  
*Hometown: Denton, Texas*

58

OFFENSIVE LINE

**2025:** vs. Tarleton State (8/29): Made his first career start at left tackle and aided the offense to gain 411 yards of total offense (280 rushing, 131 passing)...at Kansas State (9/6): Started at left tackle and helped the offense total 332 yards (237 rushing, 95 passing) while controlling time of possession for 40:29...Contributed to the unit converting 6-of-7 fourth-down attempts...vs. North Texas (9/20): Started at left tackle and helped the offense total 488 total yards (387 rushing, 101 passing), not punting all game and allowing just one total sack... at East Carolina (9/25): Started at left tackle and helped pave the way for 241 rushing yards ...at UAB (10/4): Started at left tackle and helped spearhead a rushing output of 247 yards...vs. Charlotte (10/11): Started at left tackle and powered the offense to 304 rushing yards ...at Tulane (10/18): Started at left tackle and was part of blocking unit that generated 233 yards rushing ...at Air Force (11/1): Started at left tackle and helped block for 193 yards on the ground in the academy rivalry win.

**2024:** Appeared in all 14 games.


**2023:** Did not see game action.

**Prior to West Point/Personal:** Played at Billy Ryan High School in Denton, Texas...Was a State Champion...Recognized as All-State, All-Area, and All-District... His sister, Sophia Appleton, serves in the Army as a combat medic...Attended USMAPS during the 2022 season.

## Career Statistics

Season	GP	GS
2023	0	0
2024	14	0
2025	8	8
<b>Total</b>	<b>22</b>	<b>8</b>

## WILL JEFFCOAT



*Class: Senior*

*Ht: 6'2 | Wt: 305*

*High School: Pelion*

*Hometown: Pelion, S.C.*

**59**

**OFFENSIVE LINE**

**2025:** vs. Tarleton State (8/29): Made his first start since 2022, at left guard, and aided the offense to gain 411 yards of total offense (280 rushing, 131 passing)...at Kansas State (9/6): Started at left guard and helped the offense total 332 yards (237 rushing, 95 passing) while controlling time of possession for 40:29...Contributed to the unit converting 6-of-7 fourth-down attempts... vs. North Texas (9/20): Started at left guard and helped the offense total 488 total yards (387 rushing, 101 passing), not punting all game and allowing just one total sack...at East Carolina (9/25): Started at left guard and helped pave the way for 241 rushing yards ...at UAB (10/4): Started at left guard and helped spearhead a rushing output of 247 yards...vs. Charlotte (10/11): Started at left guard and powered the offense to 304 rushing yards ...at Tulane (10/18): Started at left guard and was part of blocking unit that generated 233 yards rushing ...at Air Force (11/1): Started at left guard and helped block for 193 yards on the ground in the academy rivalry win.

**2024:** Appeared in 11 games for the Black Knights.

**2023:** Missed the season due to an injury.

**2022:** Played in 12 games with two starts...at Wake Forest (10/8): Started at right guard, helping the offense tally over 400 yards of total offense...vs. Colgate (10/15): Started at right guard, paving the way for a rushing attack that totaled 467 rushing yards and six rushing TDs.

**Prior to West Point/Personal:** Played at Pelion High School in South Carolina. Became Pelion's first state wrestling champion by winning the Class 3A 285-pound division...Was a four-year starter on the Pelion offensive line and a three-year starter on the defensive line....In his senior year helped Pelion win its first region title in 14 years.

## Career Statistics

Season	GP	GS
2022	12	2
2023	0	0
2024	11	0
2025	8	8
<b>Total</b>	<b>31</b>	<b>10</b>

## BRADY SMALL



*Class: Junior*

*Ht: 6'0 | Wt: 315*

*High School: St. Augustine Prep School / USMAPS*

*Hometown: Mt. Ephraim, N.J.*

**51**

**OFFENSIVE LINE**

## Career Accolades:

-2024 Rimginton Trophy Watch List

- 2024 Joe Moore Award (Army's offensive line was the recipient of the 2024 Joe Moore Award for Most Outstanding Offensive Line Unit in College Football, the first Group-5 school to win the award.)

- 2024 AAC All-First Team Selection

**2025:** vs. Tarleton State (8/29): Started at center and aided the offense to gain 411 yards of total offense (280 rushing, 131 passing)...at Kansas State (9/6): Started at center and helped the offense total 332 yards (237 rushing, 95 passing) while controlling time of possession for 40:29...Contributed to the unit converting 6-of-7 fourth-down attempts...vs. North Texas (9/20): Started at center and helped the offense total 488 total yards (387 rushing, 101 passing), not punting all game and allowing just one total sack...at East Carolina (9/25): Started at center and helped pave the way for 241 rushing yards...at UAB (10/4): Started at center and helped spearhead a rushing output of 247 yards...vs. Charlotte (10/11): Started at center and powered the offense to 304 rushing yards...at Tulane (10/18): Started at center and was part of blocking unit that generated 233 yards rushing...at Air Force (11/1): Started at center and helped block for 193 yards on the ground in the academy rivalry win.

**2024:** vs. Lehigh (8/30): Started at center aiding the offense to convert a perfect six-for-six in scoring touchdowns in the redzone and rushing for 375 yards... at FAU (9/7): Started at center helping the offense convert a perfect three-for-three in scoring chances in the redzone and rushing for 405 yards... vs. Rice (9/21): Started at center and helped pave the way for an offense that dominated time of possession 39:05 to 20:55, totaled 400 yards of offense, and scored a perfect 4-for-4 on touchdowns in the redzone...at Temple (9/26): Started at center, contributing to an offense that racked up 489 total yards and scored four touchdowns in the red zone...at Tulsa (10/5): Started at center, contributing to an offense that totaled 481 total yards and was a perfect two for two in the red zone...vs. UAB (10/12): Started at center and blocked for an offense that totaled 515 total yards and was a perfect five-for-five in the red zone...vs. ECU (10/19): Started at center in game where the offense rushed for 5.3 yards per carry and allowed zero sacks...vs. Air Force (11/2): Started at center and helped pave the way for Kanye Udoh's 158-yard rushing performance...at North Texas (11/9): Started at center and aided an Army win that saw 41:37 of possession with two ten-plus minute drives...vs. Notre Dame (11/23): Started at center...vs. UTSA (11/30): Started at center and helped the offense amass over 400 total yards...vs. Tulane (12/6): Helped Army to an AAC championship allowing Bryson Daily to score four rushing touchdowns...vs. Louisiana Tech (12/28): Started at center and paved the way for Army's first bowl game win since 2021, while aiding Bryson Daily's FBS record breaking 32 quarterback touchdowns in a season.

**2023:** Started in all 12 games at center as a freshman...at ULM (9/2): Started at center, marking the first freshman to start in his first game since WR Kevin Waites started in in the season opener vs. Fordham in 2017... vs. Delaware State (9/9): Started at center and helped the offense eclipse 500 yards of total offense and score eight touchdowns... at UTSA (9/15): Started at center and aided the offensive attack to score 37 points, tally 442 yards of total offense and convert a perfect 6-6 on 4th down attempts... at Syracuse (9/23): Started at center... vs. Boston College (10/7): Started at center and aided the offense in scoring touchdowns in three consecutive drives to start the second half and take the lead... vs. Troy (10/14): Started at center aiding Kanye Udoh rush for over 100 yards on the ground... at LSU (10/21): Started at center, aiding a consecutive 100-yard game on the ground from Udoh... at Air Force (11/4): Started his first service academy game at center and aided QB Bryson Daily to rush for a career-high 170 yards... vs. Holy Cross (11/11): Started at center... vs. Coastal Carolina (11/18): Made the start at center...vs. Navy (12/9): Started at center.

**Prior to West Point/Personal:** Played at St. Augustine Preparatory School in Mt. Ephraim, N.J. where he was teammates with Army running back Kanye Udoh...Had 80 career tackles, 15 sacks, three fumble recoveries, three pass deflections, and two forced fumbles...Was recognized as first-team all-state and first-team all-conference...received the mini Maxwell award...ranked a top-100 player in the state of New Jersey...In the classroom, was a part of the National Honor Society...Attended USMAPS during the 2022 season.

## Career Statistics

Season	GP	GS
2023	12	12
2024	14	14
2025	8	8
<b>Total</b>	<b>34</b>	<b>34</b>



# PAOLO GENNARELLI



Class: Junior

Ht: 6'1 | Wt: 300

High School: St. Charles North High / USMAPS

Hometown: Campton Hills, Ill.

71

OFFENSIVE LINE

## Career Accolades:

- 2024 Joe Moore Award (Army's offensive line was the recipient of the 2024 Joe Moore Award for Most Outstanding Offensive Line Unit in College Football, the first Group-5 school to win the award.)
- 2024 AP All-America Third-Team Selection
- 2024 AAC All-Second Team Selection

**2025:** vs. Tarleton State (8/29): Started at right guard and aided the offense to gain 411 yards of total offense (280 rushing, 131 passing)...at Kansas State (9/6): Started at right guard and helped the offense total 332 yards (237 rushing, 95 passing) while controlling time of possession for 40:29...Contributed to the unit converting 6-of-7 fourth-down attempts...vs. North Texas (9/20): Started at right guard and helped the offense total 488 total yards (387 rushing, 101 passing), not punting all game and allowing just one total sack...at East Carolina (9/25): Started at right guard and helped pave the way for 241 rushing yards...at UAB (10/4): Started at right guard and helped spearhead a rushing output of 247 yards...vs. Charlotte (10/11): Started at right guard and powered the offense to 304 rushing yards ...at Tulane (10/18): Started at right guard and was part of blocking unit that generated 233 yards rushing.

**2024:** Started at right guard in all 14 games...vs. Lehigh (8/30): Started at right guard, his first career start. He aided the offense to convert a perfect six-for-six in scoring touchdowns in the redzone and rushing for 375 yards... at FAU (9/7): Started at right guard helping the offense convert a perfect three-for-three in scoring chances in the redzone and rushing for 405 yards...vs. Rice (9/21): Started at right guard and helped pave the way for an offense that dominated time of possession 39:05 to 20:55, totaled 400 yards of offense, and scored a perfect 4-for-4 on touchdowns in the redzone...at Temple (9/26): Started at right guard, contributing to an offense that racked up 489 total yards and scored four touchdowns in the red zone...at Tulsa (10/5): Started at right guard, contributing to an offense that totaled 481 total yards and was a perfect two for two in the red zone...vs. UAB (10/12): Started at right guard and blocked for an offense that totaled 515 total yards and was a perfect five-for-five in the red zone...vs. ECU (10/19): Started at right guard in game where the offense rushed for 5.3 yards per carry and allowed zero sacks. Earned the Outland Trophy National Player of the Week for his play...vs. Air Force (11/2): Started at right guard and helped pave the way for Kanye Udoh's 158-yard rushing performance...at North Texas (11/9): Started at right tackle and aided an Army win that saw 41:37 of possession with two ten-plus minute drives... vs. Notre Dame (11/23): Started at right guard...vs. UTSA (11/30): Started at right guard and helped the offense amass over 400 total yards...vs. Tulane (12/6): Helped Army to an AAC championship allowing Bryson Daily to score four rushing touchdowns... vs. Louisiana Tech (12/28): Started at right guard and paved the way for Army's first bowl game win since 2021, while aiding Bryson Daily's FBS record breaking 32 quarterback touchdowns in a season... at Air Force (11/1): Started at right guard and helped block for 193 yards on the ground in the academy rivalry win.

**2023:** Did not see game action.

**Prior to West Point/Personal:** Played at St. Charles North High in Campton Hills, Ill...Named All-State, All-Conference, and All-Area...Attended USMAPS during the 2022 season.

## Career Statistics

Season	GP	GS
2023	0	0
2024	14	14
2025	8	8
Total	22	22

# TEDDY WILLIAMS



Class: Junior

Ht: 6'4 | Wt: 300

Highschool: Grand Ledge

Hometown: Grand Ledge, Mich.

74

OFFENSIVE LINE

**2025:** vs. Tarleton State (8/29): Made his first career start at right tackle and aided the offense to gain 411 yards of total offense (280 rushing, 131 passing)...at Kansas State (9/6): Started at right tackle and helped the offense total 332 yards (237 rushing, 95 passing) while controlling time of possession for 40:29...Contributed to the unit converting 6-of-7 fourth-down attempts... vs. North Texas (9/20): Started at right tackle and helped the offense total 488 total yards (387 rushing, 101 passing), not punting all game and allowing just one total sack...at East Carolina (9/25): Started at right tackle and helped pave the way for 241 rushing yards...at UAB (10/4): Started at right tackle and helped spearhead a rushing output of 247 yards...vs. Charlotte (10/11): Started at right tackle and powered the offense to 304 rushing yards ...at Tulane (10/18): Started at right tackle and was part of blocking unit that generated 233 yards rushing...at Air Force (11/1): Started at right tackle and helped block for 193 yards on the ground in the academy rivalry win.

**2024:** Appeared in all 14 games primarily on special teams.

**2023:** Did not see game action.

**Prior to West Point/Personal:** Played at Grand Ledge HS in Grand Ledge, Mich...Had 32 receptions for 823 yards with 12 touchdowns...Also had 84 tackles, 29.5 TFL, 14 sacks, 18 PBUs, and a defensive touchdown...Was recognized as Team MVP...All State DE Division 1 for Coaches and AP...All-Region selection...two-time All-Area selection...two-time All-Conference recognition... Team Leadership Council...Team Captain...In the classroom was his school's salutatorian...an AP Scholar and NHS member.

## Career Statistics

Season	GP	GS
2023	0	0
2024	14	0
2025	8	8
Total	22	8

# BRADEN BARTOSH



Class: Senior

Ht: 6'2 | Wt: 305

High School: Park Hill South / USMAPS

Hometown: Riverside, Mo.

50

OFFENSIVE LINE

**2025:** at Tulane (10/18): Entered the game at right guard in the first half for the injured Paolo Gennarelli, remaining at right guard for the remainder of the game.

**2024:** Played in 13 games.

**2023:** Played in one game.

**Prior to West Point/Personal:** Won MVP honors at Park Hill South High School...Also served as team captain and was on the honor roll...Was a one-time all-state, two-time All-District and two-time all-conference selection... Spent the 2021 season at USMAPS...Majoring in Systems & Decision Sciences

Career Statistics

Season	GP	GS
2023	1	0
2024	13	0
2025	7	0
Total	21	0



**KYLE KLOSKA**

*Class: Junior*  
*Ht: 6'3 | Wt: 305*  
*High School: West Catholic / Central Michigan*  
*Hometown: Grand Rapids, Mich.*

75

OFFENSIVE LINE

2024: Appeared in four games.

2023: Did not see game action.

**Prior to West Point/Personal:** Spent the 2022 season at Central Michigan...played at West Catholic High School in Grand Rapids, Michigan...was named Detroit Free Press Division 5 All-State...two-time First-Team All-Conference honoree...two-time Honorable mention All-State selection...two-time team captain...also ran track and field...National Honor Society member...His brother, Tim is a sophomore on the football team.

Career Statistics

Season	GP	GS
2023	0	0
2024	4	0
Total	4	0



**TYLER LEE**

*Class: Junior*  
*Ht: 6'1 | Wt: 315*  
*High School: Tomball (USMAPS)*  
*Hometown: Tomball, Texas*

56

OFFENSIVE LINE

2024: Did not appear in any games.

**Prior to West Point/Personal:** Attended Tomball High in Tomball, Texas...two-time First-Team All-District....Second-Team All-District in 2020...In the classroom was an AB honor roll student from 2018-2022...Also participated in the shot put and discus...Spent the 2022 season at USMAPS.

Career Statistics

Season	GP	GS
2025	3	0
Total	3	0

# EXPECTED DEFENSIVE CONTRIBUTORS

## DEFENSIVE LINE

### JACK BOUSUM



*Class: Sophomore*  
*Ht: 6'4 | Wt: 268*  
*High School: St. Mary's / USMAPS*  
*Hometown: Annapolis, Md.*

**99**

**DEFENSIVE LINE**

**2025:** vs. Tarleton State (8/29): Made three total tackles, including one solo tackle, with 1.5 tackles for loss...at Kansas State (9/6): Started on the defensive line...vs. North Texas (9/20): Started on defensive line and made two total tackles with one being a tackle for loss...at East Carolina (9/25): Started on the defensive line and made four total tackles, one solo...at UAB (10/4): Started on the defensive line and accounted for a tackle for loss. Also blocked a UAB field goal attempt in the field quarter ...vs. Charlotte (10/11): Started on the defensive line and made three total tackles, including a solo tackle for loss while breaking up a pass ...at Tulane (10/18): Started on the defensive line, accounted for a pair of total tackles and a quarterback hurry ...at Air Force (11/1): Started on the defensive line and had five total tackles (three solo), as well as a sack and forced fumble.

**2024:** Did not appear in any games due to injury.

**2023:** Did not see game action.

**Prior to West Point/Personal:** Played at St. Mary's High in Annapolis, MD... Was named All-conference, All-county, and All-region on the defensive line... Played basketball as well...In the classroom was an honor roll student...Attended USMAPS during the 2022 season.

#### Defense Statistics

Season	GP	SOLO	AST	TOT	TFL-YDS	SACKS	FR
2025	8	7	14	21	5.5-22	2-16	0
<b>Total</b>	<b>8</b>	<b>7</b>	<b>14</b>	<b>21</b>	<b>5.5-22</b>	<b>2-16</b>	<b>0</b>

### MATT GEMMA



*Class: Sophomore*  
*Ht: 6'1 | Wt: 290*  
*High School: Delbarton / USMAPS*  
*Hometown: Flemington, N.J.*

**95**

**DEFENSIVE LINE**

**2025:** vs. North Texas (9/20): Recorded a tackle for loss...at East Carolina (9/25): Made one tackle.

**2024:** Appeared in three games against Notre Dame (11/23), Tulane (12/6) and Louisiana Tech (12/28).

**Prior to West Point/Personal:** Played at Delbarton High School in Flemington, N.J....Garnered All-American honors, as well as non-public All-State Honors... Named a candidate for N.J. Man of the Year...Sister, Lilliana Gemma, plays rugby for Navy...Attended USMAPS during the 2023 season.

#### Defense Statistics

Season	GP	SOLO	AST	TOT	TFL-YDS	SACKS	FR
2025	6	0	2	2	0.5-1	0-0	0
<b>Total</b>	<b>6</b>	<b>0</b>	<b>2</b>	<b>2</b>	<b>0.5-1</b>	<b>0-0</b>	<b>0</b>

### DESHONTEZ GRAY



*Class: Senior*  
*Ht: 6'3 | Wt: 265*  
*High School: Pelion / USMAPS*  
*Hometown: Gaston, S.C.*

**98**

**DEFENSIVE LINE**

**2025:** vs. Tarleton State (8/29): Started and made one solo tackle...at Kansas State (9/6): Recorded one solo tackle along with a pass breakup and quarterback hurry...vs. North Texas (9/20): Made three solo tackles ...at UAB (10/4): Registered one tackle...vs. Charlotte (10/11): Made a solo tackle and logged a quarterback hurry...at Tulane (10/18): Made a pair of solo tackles ...at Air Force (11/1): Made four tackles, including one solo tackle, while recovering strip sack fumble forced by Cole Searight in the closing minutes.

**2024:** Appeared in 13 games, logging 13 tackles (9 solo), and a sack...vs. Lehigh (8/30): Had one tackle...at Temple (9/26): Recorded one solo tackle...vs. UAB (10/12): Logged a tackle...vs. Air Force (11/2): Registered on quarterback hurry...vs. UTSA (11/30): Had two tackles, including one solo...vs. Tulane (12/6): Earned two tackles (one solo)... vs. Louisiana Tech (12/28): Set a new career-high in tackles with four (three solo) and logged his first career sack.

**2023:** Played in four games, registering one tackle...vs. Troy (10/14): Made one solo tackle.

**2022:** Did not see varsity action.

**Prior to West Point/Personal:** From Gaston, S.C... Played at Pelion High School in Pelion, SC... Attended USMAPS during the 2021 season.

#### Defense Statistics

Season	GP	SOLO	AST	TOT	TFL-YDS	SACKS	INT	PD
2023	4	1	0	1	0-0	0-0	0	0
2024	13	9	4	13	1-4	1-4	0	0
2025	8	9	4	13	0-0	0-0	0	1
<b>Total</b>	<b>8</b>	<b>9</b>	<b>4</b>	<b>13</b>	<b>1-4</b>	<b>1-4</b>	<b>0</b>	<b>1</b>



# JACK LATORE



Class: Senior

Ht: 6'5 | Wt: 290

High School: Middletown South High

Hometown: Middletown, N.J.

92

DEFENSIVE LINE

**2025:** vs. Tarleton State (8/29): Started and logged four tackles, with two solo tackles...at Kansas State (9/6): Started on the defensive line...vs. North Texas (9/20): Started on the defensive line and recorded a pair of solo tackles...at East Carolina (9/25): Started on the defensive line and made three total tackles, accounting for a tackle for loss...at UAB (10/4): Started on the defensive line and made a pair of tackles...vs. Charlotte (10/11): Started on the defensive line, accounted for a tackle and had a pair of quarterback hurries...at Tulane (10/18): Started on the defensive line, made three total tackles including a tackle for loss...at Air Force (11/1): Started on the defensive line, and made five total tackles, including two solo.

**2024:** Started in all 14 games, logging 17 tackles and a tackle for loss...vs. Lehigh (8/30): Started on the DL, posting two tackles and 0.5 TFL...at FAU (9/7): Started on the DL and posted one tackle and a quarterback hurry...vs. Rice (9/21): Started on the defensive line and had a tackle...at Temple (9/26): Started on the DL, posting an assisted tackle...at Tulsa (10/5): Started on the DL, recording three tackles (two solo)...vs. UAB (10/12): Started on the DL...vs. ECU (10/19): Started on the DL...vs. Air Force (11/2): Started on the DL and posted two tackles and a QB hurry...at North Texas (11/9): Started on the DL...vs. Notre Dame (11/23): Started on the DL and had one tackle... vs. Tulane (12/6): Recorded two tackles and 0.5 TFL... vs. Navy (12/14): Totaled a season-high four tackles (one solo) and a quarterback hurry.

**2023:** Played in all 12 games registering 22 tackles (11 solo), 2.5 sacks and 4.5 tackles for loss...vs. Delaware State (9/9): Made three tackles, including TFL, and had one fumble recovery...at Syracuse (9/23): Recorded one tackle... vs. Boston College (10/7): Logged his first career sack for a loss of 10 yards... vs. Troy (10/14): Posted three tackles including one for a loss of a yard...at LSU (10/21): Registered three tackles...vs. UMass (10/28): Made one solo tackle...at Air Force (11/4): Recovered a fumble and had two solo tackles...vs. Holy Cross (11/11): Had five tackles (three solo) and registered 1.5 sacks...vs. Coastal Carolina (11/18): Had one tackle for a seven-yard loss.

**2022:** Played in one game and logged a tackle.

**Prior to West Point/Personal:** At Middletown South High School, performed in the classroom as an AP Scholar and High Honor Roll student...On the field was an All-State, All-Conference, Division defensive player of the year, and Team MVP.

## Defense Statistics

Season	GP	SOLO	AST	TOT	TFL-YDS	SACKS	FR
2022	1	1	0	1	0-0	0-0	0
2023	12	11	11	22	4.5-20	2.5-13	2
2024	14	3	14	17	1-1	0-0	0
2025	8	10	10	20	1-1	0-0	0
<b>Total</b>	<b>34</b>	<b>24</b>	<b>35</b>	<b>59</b>	<b>6.5-22</b>	<b>2.5-13</b>	<b>2</b>

# DILLON STOWERS



Class: Junior

Ht: 6'2 | Wt: 270

Highschool: Liberty Christian Academy / USMAPS

Hometown: Lynchburg, Va.

96

DEFENSIVE LINE

**2025:** vs. Tarleton State (8/29): Accounted for two total tackles, including a tackle for loss...vs. North Texas (9/20): Made three total tackles, including a pair of solo tackles...at East Carolina (9/25): Made one tackle...at UAB (10/4): Made a tackle and logged a quarterback hurry...at Tulane (10/18): Accounted for a tackle...at Air Force (11/1): Made two tackles, including one solo.

**2024:** Appeared in six games...vs. Lehigh (8/30): Logged one tackle.

**2023:** Did not see game action as a freshman.

**Prior to West Point/Personal:** Attended Liberty Christian Academy in Lynchburg, Va. ...Played linebacker and tight end...Totaled 300+ tackles, 18 touchdowns, five interceptions, and 10 forced fumbles...Was named all-state linebacker, all-state tight end, all-region tight end, all-region linebacker, and all-conference linebacker/tight end...was given Virginia Sports Hall of Fame honors...In the classroom was a part of the Honor Roll, NHS, and Beta club, served as Student body Vice President, and received a superintendent's award...Also played baseball and basketball...His Grandfather, Dempsey Stowers, served as a Marine Corps Captain...Attended USMAPS during the 2022 season.

## Defense Statistics

Season	GP	SOLO	AST	TOT	TFL-YDS	SACKS	FR
2024	6	1	0	1	0-0	0-0	0
2025	8	4	6	10	0.5-0	0-0	0
<b>Total</b>	<b>14</b>	<b>5</b>	<b>6</b>	<b>11</b>	<b>0.5-0</b>	<b>0-0</b>	<b>0</b>

# JACOB TUIOTI



Class: Senior

Ht: 6'1 | Wt: 302

Highschool: Long Beach Poly / USMAPS

Hometown: Long Beach, Calif.

62

DEFENSIVE LINE

**2025:** at Kansas State (9/6): Started on the defensive line...vs. North Texas (9/20): Started on the defensive line, making three solo tackles and logging a quarterback hurry...at East Carolina (9/25): Started on the defensive line and made four total tackles, two solo...at UAB (10/4): Started on the defensive line and accounted for a tackle for loss, also recorded a quarterback hurry... vs. Charlotte (10/11): Started on the defensive line and made a tackle...at Tulane (10/18): Started on the defensive line, and made three total tackles, including one solo.

**2024:** Appeared in 11 games with two starts, recording seven tackles and one sack...At FAU (9/7)...Recorded one tackle...at Temple (9/26): Registered a sack for a six yard loss...at Tulsa (10/5): Logged a tackle...vs. ECU (10/19): Made two total tackles...at North Texas (11/9): Made one tackle... vs. Notre Dame (11/23): Recorded one tackle.

**2023:** Missed the entire season due to injury.

**2022:** Played in nine games, logging four tackles and 0.5 tackles for loss as a freshman.

**Prior to West Point/Personal:** Played at Long Beach Poly in California...Spent the 2021 season at USMAPS.

## Defense Statistics

	GP	SOLO	AST	TOT	INT
2022	9	1	4	5	0
2023	0	0	0	0	0
2024	11	4	3	7	0
2024	7	3	10	13	0
<b>Total</b>	<b>27</b>	<b>8</b>	<b>17</b>	<b>25</b>	<b>0</b>

## OUTSIDE LINEBACKERS

### ERIC FORD



*Class: Senior*

*Ht: 6'3 | Wt: 235*

*High School: Landon School / USMAPS*

*Hometown: Laurel, Md.*

**40**

**OUTSIDE LINEBACKER**

**2025:** vs. Tarleton State (8/29): Started and was tied for second on the team with five solo tackles, recording eight solo tackles. Also had two tackles for loss including one sack, while forcing a fumble and breaking up a pass...at Kansas State (9/6): Started at linebacker...vs. North Texas (9/20): Started at linebacker and tied for the team-high in total tackles (7) and solo tackles (5)...at East Carolina (9/25): Started at linebacker and recorded three total tackles, one and a half for loss, while also forcing and recovering a fumble in the second quarter...at UAB (10/4): Started at linebacker...vs. Charlotte (10/11): Started at linebacker, made two solo tackles and accounted for four total tackles, including a sack. Also logged a quarterback hurry...at Tulane (10/18): Started at linebacker and made two tackles, one solo...at Air Force (11/1): Started at linebacker and made seven tackles, three solo, while also adding a quarterback hurry.

**2024:** Played in all 14 games, registering 22 tackles (14 solo), three tackles for loss and two sacks...vs. Lehigh (8/30): Posted five tackles (career high) and a TFL...at FAU (9/7): Had one tackle...at Temple (9/26): Recorded a sack for a seven yard loss, the first of his career...at Tulsa (10/5): Recorded three tackles (one solo)...vs. UAB (10/12): Totaled three tackles, including one sack for a two yard loss...vs. ECU (10/19): Had two tackles (one solo)...vs. Air Force (11/2): Posted two solo tackles...vs. Notre Dame (11/23): Made one tackle...vs. UTSA (11/30): Logged two tackles...vs. Navy (12/14): Recorded one tackle...vs. Louisiana Tech (12/28): Earned one solo tackle.

**2023:** Played in seven games registering five tackles and 0.5 for loss...vs. Delaware State (9/9): Registered two tackles including a TFL for -1 yards...at UTSA (9/15): Made one tackle...vs. Boston College (10/7): Recorded a tackle...vs. Troy (10/14): Posted a tackle.

**2022:** Played in two games as a freshman, logging one tackle.

**Prior to West Point/Personal:** Played at Landon School in Md...Spent 2021 at USMAPS.

#### Defense Statistics

Season	GP	SOLO	AST	TOT	TFL-YDS	SACKS	INT	FF
2022	1	1	0	1	0-0	0-0	0	0
2023	7	1	4	5	0.5-1	0-0	0	0
2024	14	14	8	22	3-10	2-9	0	0
2025	8	17	14	31	4.5-25	2-10	0	2
<b>Total</b>	<b>30</b>	<b>33</b>	<b>26</b>	<b>59</b>	<b>8-36</b>	<b>4-19</b>	<b>0</b>	<b>2</b>

### NOAH NIXON



*Class: Junior*

*Ht: 6'2 | Wt: 227*

*High School: West Orange*

*Hometown: Orlando, Fla.*

**47**

**INSIDE LINEBACKER**

#### Defense Statistics

Season	GP	SOLO	AST	TOT	TFL-YDS	SACKS	INT	FF
2024	13	4	3	7	0-0	0-0	0	0
2025	8	4	2	6	0-0	0-0	0	0
<b>Total</b>	<b>21</b>	<b>8</b>	<b>5</b>	<b>13</b>	<b>0-0</b>	<b>0-0</b>	<b>0</b>	<b>0</b>

**2025:** vs. North Texas (9/20): Recorded a tackle...at East Carolina (9/25): Recorded two total tackles, one solo...at UAB (10/4): Recorded three solo tackles and a quarterback hurry.


**2024:** Appeared in 13 games, logging seven tackles...vs. Rice (9/21): Had a tackle...at Tulsa (10/5): Recorded one solo tackle...vs. UAB (10/12): Recorded three tackles (one solo)...at North Texas (11/9): Recorded three tackles (one solo)... vs. Navy (12/14): Recorded one tackle.

**2023:** Did not see game action.

**Prior to West Point/Personal:** Played at West Orange HS in Orlando, Fla... Was named all-area, all-metro, and all-state in Florida during his career.

## INSIDE LINEBACKERS

### BRYSON BANKS



*Class: Freshman*

*Ht: 5'8 | Wt: 248*

*High School: Buford / USMAPS*

*Hometown: Lawrenceville, Ga.*

**48**

**INSIDE LINEBACKER**

**2025:** at East Carolina (9/25): Made first career tackle...vs. Charlotte (10/11): Had a solo tackle.

**Prior to West Point/Personal:** Named All-County...Was an Honor Roll student...Also competed in track and field...Related to Tauren Poole, former Tennessee running back...Spent the 2024 season at the United States Academy Preparatory School (USMAPS).

#### Defense Statistics

Season	GP	SOLO	AST	TOT	TFL-YDS	SACKS	INT	FF
2025	6	1	1	2	0-0	0-0	0	0
<b>Total</b>	<b>6</b>	<b>1</b>	<b>1</b>	<b>2</b>	<b>0-0</b>	<b>0-0</b>	<b>0</b>	<b>0</b>

# KALIB FORTNER



*Class: Senior*

*Ht: 6'1 | Wt: 220*

*High School: Central / USMAPS*

*Hometown: Knoxville, Tenn.*

**53**

**INSIDE LINEBACKER**

## Defense Statistics

Season	GP	SOLO	AST	TOT	TFL-YDS	SACKS	INT	FF
2023	12	30	38	68	3.5-17	2.5-15	0	1
2024	14	42	39	81	9.5-32	2-14	0	0
2025	8	35	18	53	7-17	1-6	0	1
<b>Total</b>	<b>34</b>	<b>107</b>	<b>95</b>	<b>202</b>	<b>20-66</b>	<b>5.5-35</b>	<b>0</b>	<b>2</b>

## Career Accolades:

- 2025 Team Captain
- 2024 Independence Bowl Defensive Player of the Game
- 2024 AAC Honorable Mention
- 2023 Army-Navy Game MVP
- College Football Network All-Independent Honorable Mention (2023)

**2025:** vs. Tarleton State (8/29): Started and registered six total tackles, three of them solo, while also recording a sack and a quarterback hurry...at Kansas State (9/6): Started and recorded three solo tackles, with two of those tackles being for loss...vs. North Texas (9/20): Started at linebacker and six total tackles, including four solo tackles, while also recovering a fourth quarter fumble to set up game-tying field goal...at East Carolina (9/25): Started at linebacker and recorded 11 total tackles, including a team-high eight solo tackles...at UAB (10/4): Started at linebacker and made three tackles, two of them solo tackles, plus recorded a quarterback hurry...vs. Charlotte (10/11): Started at linebacker and had a team-high in solo tackles (4) and total tackles (7). Recorded a tackle for loss and forced the fourth quarter fumble recovered by Stephen Nnadozie, also adding a quarterback hurry ...at Tulane (10/18): Made a team-high nine total tackles, with six being solo tackles...at Air Force (11/1): Started at linebacker and made eight total tackles (five solo), including one tackle for loss.

**2024:** Started in all 14 games and was second on the team with 81 total tackles (42 solo)...Led the team with 8.5 tackles for loss and added two sacks...vs. Lehigh (8/30): Started at ILB and had a team -high eight tackles (five solo)...at FAU (9/7): Started at ILB and recorded four tackles(two solo), and had 0.5 tackles for loss...vs. Rice (9/21): Started at ILB and totaled four tackles...at Temple (9/26): Started at ILB and totaled five tackles...at Tulsa (10/5): Started at ILB and lead the team in solo tackles with six (eight total)...vs. UAB (10/12): Stating at ILB totaling five tackles (three solo)...vs. ECU (10/19) Started at ILB and totaled four tackles with a TFL...vs. Air Force (11/2) Started at ILB and recorded five tackles to go along with two TFLs and two QB hurries...at North Texas (11/9): Started at ILB and made 11 total tackles, including six solo tackles and two tackles for loss...vs. Notre Dame (11/23): Started at ILB and logged three tackles...vs. UTSA (11/30): Started at ILB and registered with five tackles and one sack...vs Tulane (12/6): Recorded four tackles and two quarterback hurries...vs. Navy (12/14): Collected eight tackles (four solo) and one pass break-up...vs. Louisiana Tech (12/28): Registered seven tackles, one TFL and one sack for six yards on his way to being named the Independence Bowl Defensive Player of the Game.

**2023:** Played in all 12 games starting in nine...Totaled 68 tackles (30 solo), (third most on the team), 3.5 tackles for loss, 2.5 sacks, and a forced fumble that he returned for a touchdown...Was a College Football Network All-Independent Honorable Mention...at ULM (9/2): Posted three tackles...vs. Delaware State (9/9): Played, but did not register any stats...at UTSA (9/15): Registered six tackles including a TFL for -2 yards...at Syracuse (9/23): Recorded five tackles, featuring one sack for -5 yards...vs. Boston College (10/7): Started and posted eight tackles...vs. Troy (10/14): Tallied a team-high 10 tackles, four of which were solo...vs. UMass (10/28): Made four tackles, two of which were solo...at Air Force (11/4): Had five tackles, one of which was solo...vs. Holy Cross (11/11): Made 10 tackles and had half a sack shared with Jack Latore, the second time in the season hitting the 10-tackle mark...vs. Coastal Carolina (11/18): Registered three tackles (2 solo)...vs. Navy (12/9): Made the play of the game stripping the Navy quarterback, scooping up the ball and returning it 44 yards to the house for a touchdown to give Army a 17-3 lead with just 4:49 to play...Led the way for the Army defense with 10 tackles (five solo)...Was selected as the Army-Navy Game MVP for his stellar performance.

**Prior to West Point/Personal:** At Central High School was an all-state selection three times and was a Mr. Football semifinalist in 2020... MVP of the 2018 state championship game...All region 2-5a defensive player of the year... Spent the 2021 season at USMAPS...Twin brother, Liam is a WR at Army.



# BAYLOR NEWSOM



Class: Junior

Ht: 6'1 | Wt: 220

High School: Bishop Kenny / USMAPS

Hometown: Jacksonville, Fla.

21

INSIDE LINEBACKER

**2025:** vs. North Texas (9/20): Made one tackle...at UAB (10/4): Logged four total tackles, including a solo tackle...at Tulane (10/18): Recorded a solo tackle.

**2024:** Appeared in 13 games, logging seven tackles...vs. Rice (9/21): Had a tackle...at Tulsa (10/5): Recorded one solo tackle...vs. UAB (10/12): Recorded three tackles (one solo)...at North Texas (11/9): Recorded three tackles (one solo)... vs. Navy (12/14): Recorded one tackle.

**2023:** Did not see game action.

**Prior to West Point/Personal:** Played at Bishop Kenny High in Jacksonville, Fla...Holds the Bishop Kenny tackle record...Scored 13 defensive touchdowns...Was named second-team All-State, first-team all-area, first-team FACA, Greater Jacksonville Player of the Year nominee and was a two-time MVP and team captain...Was a competitive weightlifter and played baseball... In the classroom was an Honor roll student... Attended USMAPS during the 2022 season.

## Defense Statistics

	GP	SOLO	AST	TOT	INT
2024	4	0	0	0	1
2025	7	2	4	6	0
<b>Total</b>	<b>11</b>	<b>2</b>	<b>4</b>	<b>6</b>	<b>1</b>

# ANDON THOMAS



Class: Senior

Ht: 6'0 | Wt: 230

Highschool: Liberty Hill

Hometown: Liberty Hill, Texas

51

INSIDE LINEBACKER

## Career Accolades:

- 2025 Team Captain
- 2024 AAC All-Third Team Selection
- 2024 College Sports Communicators Academic All-America

**2025:** vs. Tarleton State (8/29): Started and led the team in both total tackles with 14 and solo tackles with nine, while also recording a tackle for loss...at Kansas State (9/6): Started and led the team in total tackles with nine and solo tackles with eight, also recorded a quarterback hurry...vs. North Texas (9/20): Started at linebacker, recording six total tackles, including to solo tackles, while breaking up a pair of passes...at East Carolina (9/25): Started at linebacker and had a team-high 13 total tackles, with six of them solo...at UAB (10/4): Started at linebacker and made five tackles, three solo...vs. Charlotte (10/11): Started at linebacker and accounted for four total tackles, including one solo tackle...at Tulane (10/18): Started at linebacker and made eight total tackles, including six solo...at Air Force (11/1): Started at linebacker and had 10 total tackles (nine solo), including a tackle for loss, and also broke up a pass.

**2024:** Started in all 14 games, leading, the team in total tackles (98), solo (48) and assisted tackles (50). Also logged 3.5 tackles for loss, two interceptions and four passes defended...vs. Lehigh (8/30): Started at ILB, totaling two tackles. took the direct snap on a fourth-down trick play as punter James Wagonseller pretended the ball went over his head as Thomas raced down the left side for 35 yards and an army first down...at FAU (9/7) started at ILB and tallied seven tackles which was tied for the team high (one solo) and 0.5 tackles for loss...vs. Rice (9/21): Started at ILB, registering six tackles and an interception, the first of his career, coming right before halftime which led to another score for Army...at Temple (9/26): Started at ILB and totaled seven tackles which was tied for a team high (four solo)... at Tulsa (10/5): Started at ILB and had led the team in tackles with 10 (four solo). Also recorded a pass breakup...vs. UAB (10/12): Started at ILB and had a game-high six tackles (two solo)...vs. ECU (10/19): Started at ILB and totaled five tackles (four solo)...vs. Air Force (11/2): Started at ILB and posted a game high ten tackles including a sack...at North Texas (11/9): Started at ILB, making seven total tackles (two solo) and breaking up a pass...vs. Notre Dame (11/23): Started at ILB and totaled a team -high six tackles and a tackle for loss...vs. UTSA (11/30): Started at ILB and racked up a career high 15 tackles and recovered one fumble... vs. Tulane (12/6): Started at ILB, making eight tackles including 1.5 for loss and recorded an interception with a return of 16 yards.

**2023:** Played in seven games.

**2022:** Played in one game at UMass (11/26).


**Prior to West Point/Personal:** Starred at Liberty Hill High School where he finished top-10 in his class academically and was a member of the All A's Honor Roll...On the field was a standout player, garnering 2021 Austin-American Statesman Central Texas Defensive Player of the Year, 2021 High School Sports Awards Austin Area Defensive Player of the Year, 2021 District MVP, 2020 District MVP, 2020 First Team All-State, 2019 Austin-American Statesman Central Texas Newcomer of the Year and 2019 First Team All-District.

## Defense Statistics

	GP	SOLO	AST	TOT	INT
2023	1	0	0	0	0
2023	7	0	0	0	0
2024	14	48	50	98	2
2025	8	44	25	69	0
<b>Total</b>	<b>22</b>	<b>92</b>	<b>75</b>	<b>167</b>	<b>2</b>

## NICKELBACKS

### COLE SEARIGHT



*Class: Sophomore*

*Ht: 5'10 | Wt: 195*

*High School: Marvin Ridge*

*Hometown: Waxhaw, N.C.*

10

NICKELBACK

**2025:** vs. Tarleton State (8/29): Recorded one tackle...at Kansas State (9/6): Recorded one total tackle and recovered pivotal kickoff in the fourth quarter off deflection off Kansas State upback...vs. North Texas (9/20): Made two total tackles...at East Carolina (9/25): Made two solo tackles and four solo tackles, including a tackle for loss, while also breaking up a pass and forcing a fumble...at UAB (10/4): Made three total tackles, including a solo sack...vs. Charlotte (10/11): Recorded a solo tackle and accounted for three total tackles, including a tackle for loss...at Tulane (10/18): Made one tackle ...at Air Force (11/1): Recorded strip sack recovered by Deshontez Gray in the closing minutes of win.

**2024: vs. Rice (9/21):** Made his collegiate debut and had three tackles...vs. ECU (10/19): Logged a tackle.

**Prior to West Point/Personal:** Played at Marvin Ridge High School in Waxhaw, N.C....Was named a First Team All-Conference and Second Team All-State selection...Also played baseball and ran track and field...Was an honor roll student... Was high school teammates with Dawson Jones, a kicker on the Army football team.

#### Defense Statistics

Season	GP	SOLO	AST	TOT	TFL-YDS	SACKS	INT	FF
2024	4	3	3	6	0-0	0-0	0	0
2025	8	5	12	17	2-9	1-7	0	2
<b>Total</b>	<b>12</b>	<b>8</b>	<b>15</b>	<b>23</b>	<b>2-9</b>	<b>1-7</b>	<b>0</b>	<b>2</b>

### GAVIN SHIELDS



*Class: Senior*

*Ht: 6'2 | Wt: 205*

*High School: Red Lion Christian Academy / USMAPS*

*Hometown: Pitman, N.J.*

14

NICKELBACK

**2025:** vs. Tarleton State (8/29): Started, and recorded a pair of tackles, including a solo tackle, while also adding a quarterback hurry...at Kansas State (9/6): Started at nickelback and recorded three solo tackles...vs. North Texas (9/20): Started at nickelback and made four total tackles, including a pair of solo tackles ...at East Carolina (9/25): Started at safety and recorded eight total tackles (six solo), with a sack and an additional tackle for loss...at UAB (10/4): Started at safety, made three tackles, recorded a third quarter interception, broke up a pass and recorded a quarterback hurry...vs. Charlotte (10/11): Started at nickelback and registered a tackle and quarterback hurry ...at Tulane (10/18): Started at safety ...at Air Force (11/1): Started at safety and recorded four tackles, three solo, including a sack, and also intercepted a pass in the third quarter.

**2024:** Appeared in 10 games for the Black Knights recording a career-high 11 tackles...At FAU (9/7): Posted three tackles (two solo), a tackle for loss and had two pass breakups, one almost an interception...vs. Rice (9/21): Posted two tackles...at Temple (9/26): Logged two solo tackles and a pass breakup...at North Texas (11/9): Made one solo tackle...vs. Notre Dame (11/23): Logged two tackles...vs. UTSA (11/30): Deflected a pass that was intercepted by S

Casey Larkin in the fourth quarter that sealed the victory...vs. Louisiana Tech (12/28): Recorded one solo tackle.

**2023:** Played in all 12 games, logging one tackle...vs. Delaware State (9/9): Made one tackle.

**2022:** Played in one game.

**Prior to West Point/Personal:** Part of National Honor Society and was an honor roll student all four years at Red Lion Christian Academy...Was All-State in football...Was All-Conference all four seasons in football and was All-Conference for three years in basketball, All-State for two years in Track, and All-Conference once in baseball...Spent 2021 at USMAPS.

#### Defense Statistics

Season	GP	SOLO	AST	TOT	TFL-YDS	SACKS	INT	FF
2023	12	1	0	1	0-0	0-0	0	0
2024	10	10	1	11	1-1	0-0	0	0
2025	8	19	6	25	1.5-9	1-8	2	0
<b>Total</b>	<b>30</b>	<b>30</b>	<b>7</b>	<b>37</b>	<b>2.5-10</b>	<b>1-8</b>	<b>2</b>	<b>0</b>

## CORNERBACKS

### JAXON HAMMOND



*Class: Junior*

*Ht: 5'10 | Wt: 175*

*High School: Christian Brothers*

*Hometown: Memphis, Tenn.*

17

CORNERBACK

**2025:** vs. Tarleton State (8/29): Logged a solo tackle and a pass breakup...at Kansas State (9/6): Recorded one solo tackle...at UAB (10/4): Recorded two solo tackles and a pass breakup...at UAB (10/4): Recorded two solo tackles and a pass breakup ...at Tulane (10/18): Made three solo tackles and broke up a pass...at Air Force (11/1): Recorded one tackle.

**2024:** Appeared in 14 games...vs. Rice (9/21): Played and recorded a pass breakup. Was a member of the Army West Point Track and Field team as well...Awarded the the Academic All-Patriot League for Indoor and Outdoor track and field...Finished 3rd in 60M at the Patriot league indoor track and field Championship...Won the 60 Army-Navy star meet (2/1).

**2023:** Did not see action during his freshman season. Was a member of the Army Track and Field team as well...Broke the men's program record in the 100m dash with a time of 10.42...Was named Patriot League Rookie of the Week (4/2), clocking a collegiate PR of 10.68 against a highly competitive field at the Florida Relays. He also led off the 10th place finishing 4x100m relay team to a new season best of 40.90.

**Prior to West Point/Personal:** Played at Christian Brothers HS in Memphis, TN... During his career had a resume that consisted of All-Region in Football and Track...Dandy Dozen (Top 12 player in Memphis)...Most receptions and receiving touchdowns in school history...2x 100m state champion in track... Indoor 200m state champion...Outdoor 200m state champion...Holds school records for 60m (6.84), 100m (10.35, 16th nationally), and 200m (21.15, top-100 nationally)...100m time is a record in 2A region of Tennessee...National African American Scholar (Collegeboard)...National Honor Society member... National Spanish Honor Society member...Honor Roll student.

#### Defense Statistics

	GP	SOLO	AST	TOT	INT
2023	0	0	0	0	0
2024	14	1	1	2	0
2025	8	8	0	8	0
<b>Total</b>	<b>22</b>	<b>9</b>	<b>1</b>	<b>10</b>	<b>0</b>

# JAYDAN MAYES



Class: Junior

Ht: 5'10 | Wt: 188

High School: Fairfield / USMAPS

Hometown: Fairfield, Ohio

7

CORNERBACK

**2025:** vs. Tarleton State (8/29): Earned start and recorded one tackle and broke up a pair of passes...at Kansas State (9/6): Started and recorded a total of three tackles, with one solo tackle...vs. North Texas (9/20): Started at cornerback and made two total tackles...at East Carolina (9/25): Started at cornerback, made one tackle and recorded a pass breakup...at UAB (10/4): Started at cornerback and recorded a tackle and quarterback hurry...vs. Charlotte (10/11): Started at cornerback and made three solo tackles...at Tulane (10/18): Started at cornerback and recorded four solo tackles ...at Air Force (11/1): Started at cornerback.

**2024:** vs. Lehigh (8/30): Recorded an interception right before half as Lehigh tried to push the ball into scoring territory. Also had two tackles...at FAU (9/7): Started at CB, his first career start and contributed three tackles (one solo), and had 1.5 tackles for loss. Returned two punts for a total of three yards...vs. Rice (9/21): Started at CB...at Temple (9/26): Started at CB, recording an interception and a tackle...at Tulsa (10/5): Started at CB and logged three tackles (two solos)...vs. UAB (10/12): Started at CB and logged a tackle...vs. ECU (10/19): Started at CB and had a tackle...vs. Air Force (11/2): Started at CB and had his third interception of the season with two tackles...at North Texas (11/9): Started at CB and made two solo tackles...vs. Notre Dame (11/23): Started at CB and logged three tackles.

**2023:** Did not see action.

**2022:** Played in nine games as a freshman...vs. Villanova (9/17): Recorded one tackle...vs. Colgate (10/15): Made one tackle...at UMass (11/26): Saw significant playing time, recorded his first career interception with a 19-yard return.

**Prior to West Point/Personal:** Played at Fairfield High School in Fairfield, Ohio...An All-Conference, All-City, and second-team all-state selection...Spent 2021 at USMAPS.

## Defense Statistics

	GP	SOLO	AST	TOT	INT	PD
2022	9	0	2	2	1	1
2024	14	18	11	29	4	7
2025	8	9	6	15	0	3
Total	31	27	19	46	5	11

# JUSTIN WEAVER



Class: Senior

Ht: 5'11 | Wt: 190

Highschool: Decatur / USMAPS

Hometown: Decatur, Ga.

5

CORNERBACK

**2025:** vs. Tarleton State (8/29): Earned start and made four tackles, including two solo tackles, also had a pass breakup...at Kansas State (9/6): Started and recorded one solo tackle...vs. North Texas (9/20): Started at cornerback and made four total solo tackles...at East Carolina (9/25): Started at cornerback, made one tackle and recorded a pass breakup...at UAB (10/4): Started at cornerback and made two tackles, including a solo tackle...vs. Charlotte (10/11): Made two solo tackles and forced a fumble.

**2024:** Appeared in 14 games, logging a career high 36 total tackles (29 solo) and two interceptions...vs. Lehigh (8/30): Tallied three tackles...at FAU (9/7): Logged two tackles (one solo)...vs. Rice (9/21): Logged two tackles...at Temple

(9/26): Collected a solo tackle... at Tulsa (10/5): Logged two solo tackles...vs. UAB (10/12): Logged three tackles...vs. ECU (10/19): Totaled two tackles (one solo), including a TFL, and also recorded an interception the first of his career...vs. Air Force (11/2): Tallied a career-high six tackles (five solo)...at North Texas (11/9): Made three tackles (two solo) and recorded interception late in game to seal win...vs. Notre Dame (11/23): Registered two tackles...vs. UTSA (11/30): Logged a tackle...vs. Tulane (12/6): Tied a career high six solo tackles... vs. Navy (12/14): Recorded one solo tackle...vs. Louisiana Tech (12/28): Collected two tackles, including a tackle for loss.

**2023:** Played in 11 games, playing a significant role on special teams...vs. Delaware State (9/9): Returned one punt for 24 yards...vs. Navy (12/9): Recorded one tackle.

**2022:** Appeared in one game as a freshman vs. UMass (11/26)

**Prior to West Point/Personal:** Played at Decatur High School where he logged Athlete of the Year honors in region 6AAAAA in 2020...Totaled 1,003 all-purpose yards, 46 carries for 408 Yards and one touchdown. Defensively, had 40 tackles, 32 solo and nine interceptions and two defensive touchdowns...Spent 2021 at USMAPS.

## Defense Statistics

	GP	SOLO	AST	TOT	INT
2022	0	0	0	0	0
2023	11	1	0	1	0
2024	14	29	7	36	2
2025	6	11	3	14	0
Total	31	41	10	51	2

# JABRIL WILLIAMS



Class: Senior

Ht: 5'10 | Wt: 190

Highschool: Joliet Catholic Academy / USMAPS

Hometown: Joliet, Ill.

6

CORNERBACK

**2025:** vs. North Texas (9/20): Made five tackles, each solo tackles...at East Carolina (9/25): Made two solo tackles...at UAB (10/4): Collected a quarterback hurry...vs. Charlotte (10/11): Made first career start at cornerback and accounted for a tackle ...at Tulane (10/18): Started at cornerback and made a trio of solo tackles...at Air Force (11/1): Started at cornerback.

**2024:** Appeared in 14 games...vs. Lehigh (8/30): Posted two tackles and a pass breakup...vs. Rice (9/21): Registered two tackles and had a pass breakup...at Tulsa (10/5): Logged two solo tackles...vs. UAB (10/12): Logged a solo tackle... vs. ECU (10/19): Had two tackles. vs. Navy (12/14): Recorded two tackles including a solo tackle.

**2023:** Played in seven games, once again being a major game changer on special teams, blocking one punt that was recovered for a touchdown and recovering and returning a punt for a touchdown...vs. Holy Cross (11/11): Blocked a punt on the opening drive of the game which was recovered by Elo Modozie for a touchdown...vs. Coastal Carolina (11/18): Recovered a blocked punt by Brett Gerena and returned it 37 yards for a touchdown.

**2022:** Played in five games, primarily on special teams during his freshman season...vs. UConn (11/19): Blocked a punt that was recovered in the endzone for a touchdown by Miles Stewart...at UMass (11/26): Had three tackles... vs. Navy (12/10): Was part of the biggest play of the season when Noah Short blocked a Navy punt and Williams chased down the ball in the end zone, recovering for a special teams touchdown, by the thinnest of margins using every inch of the end zone to remain inbounds.

**Prior to West Point/Personal:** Was an all-state player at Joliet Catholic Academy in Joliet, Illinois...Spent 2021 at USMAPS.

## Defense and Special Teams Statistics

	GP	SOLO	AST	TOT	PU BLK	TD
2022	5	2	1	3	1	1
2023	7	0	0	0	1	1
2024	14	10	1	11	0	0
2025	8	10	1	11	0	0
Total	34	22	3	25	2	2



**CASEY LARKIN**

Class: Senior

Ht: 6'0 | Wt: 195

High School: Wall / USMAPS

Hometown: Brielle, N.J.

**20****SAFETY**

**2025:** vs. Tarleton State (8/29): Started and was tied for second on the team with eight tackles, with four solo tackles, also recorded a quarterback hurry...at Kansas State (9/6): Started at safety and was second on the team with six total tackles, all solo tackles...vs. North Texas (9/20): Started at safety and tied for the team-high in total tackles (7) and solo tackles (5), with a tackle for loss...at East Carolina (9/25): Started at safety and made seven total tackles, including six solo...at UAB (10/4): Started at safety, made two tackles and broke up a pair of passes...vs. Charlotte (10/11): Started at safety and made three solo tackles, accounting for five total tackles and broke up a pass...at Tulane (10/18): Started at safety, made five solo tackles and intercepted a pass in the third quarter...at Air Force (11/1): Started at safety, recorded an interception for the second straight game, and recorded six total tackles (solo solo) with a tackle for loss.

**2024:** Started all 14 games at safety, tying for the team lead with four interceptions and finished fourth on the team in tackles (51)...vs. Lehigh (8/30): Started at safety and totaled two tackles...at FAU (9/7): Started at safety and had two tackles (one solo)...vs. Rice (9/21): Started at safety and racked up four tackles, also recovering a blocked field goal by Elo MODOZIE and returning it 25 yards...at Temple (9/26): Started at safety and logged one tackle...at Tulsa (10/5): Started at safety and totaled four tackles (three solo)...vs. UAB (10/12): Started at safety and recorded first two career interceptions for a total of 22 yards, as well as two tackles...vs. ECU (10/19): Started at safety and recorded five total tackles (four solo). Also had one and a half tackles for loss...vs. Air Force (11/2): Started at safety and logged five tackles (four solo) to go along with a key fourth quarter interception...at North Texas (11/9): Made seven total tackles (five solo)...vs. Notre Dame (11/23): Started at safety and registered four tackles...vs. UTSA (11/30): Started at S and made a crucial fourth quarter interception to seal the victory. Finished with three tackles and two tackles for loss...vs. Tulane (12/6): Started at safety and earned two solo tackles and a pass break up... vs. Navy (12/14): Started at safety and collected six tackles (three solo), one tackle for loss and a pass break up...vs. Louisiana Tech (12/28): Made three tackles (two solo).


**2023:** Played in all 12 games with one start...Totalled 24 tackles (16 solo), one pass defended and 0.5 TFLs...vs. Delaware State (9/9): Made one tackle... Syracuse (9/23): Made his first collegiate start, recording five tackles...vs. Boston College (10/7): Logged three tackles (two solo)...vs. Troy (10/14): Tallied four tackles on the day, including one TFL for -1 yards...at LSU (10/21): Made six tackles, 4 being solo...vs. UMass (10/28): Tallied two solo tackles...vs. Holy Cross (11/11): Had three tackles...vs. Coastal Carolina (11/18): Had one tackle.

**2022:** Did not appear.

**Prior to West Point/Personal:** Was a two-time all-state selection at Wall High School...Won Offensive Player of the Year and was a two-time state champion... Spent the 2021 season at USMAPS.

**Defense Statistics**

Season	GP	SOLO	AST	TOT	TFL-YDS	SACKS	INT	PD
2023	12	16	8	24	0.5-1	0-0	0	1
2024	14	36	15	51	6.5-13	0-0	4	6
2025	8	33	13	46	2-8	0-0	2	5
<b>Total</b>	<b>34</b>	<b>85</b>	<b>36</b>	<b>121</b>	<b>9-22</b>	<b>0-0</b>	<b>6</b>	<b>12</b>

**COLLIN MATTESON**

Class: Senior

Ht: 6'0 | Wt: 195

High School: Oklahoma Christian School

Hometown: Edmond, Okla.

**30****SAFETY**

**2025:** vs. Tarleton State (8/29): Started and was tied for second on the team with eight tackles, with four solo tackles, also recorded a tackle for loss and a quarterback hurry...at Kansas State (9/6): Started at safety and recorded five solo tackles, three pass breakups and the game-sealing interception with 1:35 remaining in the game...Was named American Conference Defensive Player of the Week, PFF College Defensive Player of the Week, Lott IMPACT Trophy Player of the Week and Bronko Nagurski National Defensive Player of the Week after Week 2...vs. North Texas (9/20): Started at safety and made five total tackles, including two solo tackles...at UAB (10/4): Started at safety and led the team in solo tackles (5) and total tackles (7)...vs. Charlotte (10/11): Started at safety and accounted for six total tackles...at Tulane (10/18): Started at safety and accounted for five total tackles, including four solo tackles... at Air Force (11/1): Started at safety and led the team in tackles with 11 total, 10 solo.

**2024:** Appeared in all 14 games, logging 15 tackles and an interception... vs. Lehigh (8/30): Logged a tackle...at FAU (9/7): Saw playing time at safety, recording two solo tackles...vs. Rice (9/21): Recorded a tackle...at Temple (9/26): Logged a tackle...at Tulsa (10/5): Recorded three solo tackles...vs. UAB (10/12): Logged a tackle...vs. ECU (10/19): Had three total tackles...vs. UTSA (11/30): Intercepted his first career pass, halting a UTSA scoring chance as Army rallied from a second half deficit.

**2023:** Played in one game at Syracuse.

**Prior to West Point/Personal:** Stared at Oklahoma Christian School where his play garnered 2022 All-State, 2021 All-City, 2021 Little All-City, and 2022 District 2A-1 MVP honors...Totalled 52 touchdowns, 24 interceptions, 280 tackles, and 4,980 all-purpose yards in his career...Was on the Principal's Honor

**Defense Statistics**

	GP	SOLO	AST	TOT	INT	PD
2023	1	0	0	0	0	0
2024	14	13	2	15	1	1
2025	7	31	16	47	1	4
<b>Total</b>	<b>21</b>	<b>44</b>	<b>18</b>	<b>62</b>	<b>2</b>	<b>5</b>

# STEPHEN NNADOZIE



Class: Junior

Ht: 5'11 | Wt: 190

High School: Fossil Ridge / USMAPS

Hometown: Fort Worth, Texas

3

SAFETY

**2025:** vs. Tarleton State (8/29): Recorded one tackle...vs. North Texas (9/20): Made six total and four solo tackles, and forced the fourth quarter fumble that led to game-tying field goal...at East Carolina (9/25): Started at safety and made five total tackles, three solo, and recorded a second quarter interception at Army's 27-yard line...at UAB (10/4): Made two tackles, including a solo tackle...vs. Charlotte (10/11): Recovered a fumble in the fourth quarter...at Tulane (10/18): Accounted on one tackle.

**2024:** Appeared in 10 games for the Black Knights...vs. UAB (10/12): Recorded three tackles (two solo).

**2023:** Played in one game vs. Delaware State...Delaware State (9/9): Recorded one TFL for -2 yards.

**Prior to West Point/Personal:** Played at Fossil Ridge High in Keller, Texas...Tallied four interceptions, 105 Total Tackles, and 75 Solo Tackles...On the offensive side, threw a touchdown, carried the ball 31 times, and caught five passes...Was named First-Team All-District and Second-Team All-District...Ran Track and Field as well...Spent the 2022 season at USMAPS.

## Defense Statistics

	GP	SOLO	AST	TOT	INT	PD
2023	1	1	0	1	0	0
2024	10	5	1	6	0	0
2025	8	9	6	15	1	1
<b>Total</b>	<b>19</b>	<b>15</b>	<b>7</b>	<b>22</b>	<b>1</b>	<b>1</b>

# CALEB WILLIAMS



Class: Sophomore

Ht: 5'10 | Wt: 195

High School: Canton

Hometown: Canton, Mich.

13

SAFETY

**2025:** vs. Tarleton State (8/29): Recorded one tackle...at UAB (10/4): Accounted for a tackle...vs. Charlotte (10/11): Recorded a pair of solo tackles...at Tulane (10/18): Made one tackle.

**2024:** Appeared in four games...vs. UAB (10/12): Made his first appearance in Black Knight uniform and posted one tackle...vs. Tulane (12/6): Earned his first career solo tackle.

**Prior to West Point Personal:** Played at Canton High School in Canton, Mich....Garnered four-time All-Conference, three-time All-Region, and All-State selection...Was named the 2024 Athlete of the Year at Canton...Also played basketball and was a four-time All-Conference selection...Also played baseball and was a four-time All-Conference, three-time All-Region, and All-State selection...Earned the Student Athlete Award.

## Defense Statistics

	GP	SOLO	AST	TOT	INT	PD
2024	4	1	1	2	0	0
2025	8	2	3	5	0	0
<b>Total</b>	<b>12</b>	<b>3</b>	<b>4</b>	<b>7</b>	<b>0</b>	<b>0</b>

## EXPECTED SPECIAL TEAMS CONTRIBUTORS

### COOPER ALLAN



*Class: Senior*

*Ht: 6'1 | Wt: 217*

*High School: Independence / USMAPS*

*Hometown: Franklin, Tenn.*

**38**

**PUNTER**

#### Career Accolades

-Named a 2023 Phil Steele Preseason All-Independent first-teamer.

**2024:** Did not appear in any games.

**2023:** Played in all 12 games, serving as the primary punter...Punted 44 times for 1617 yards (36.8 avg.) with a long of 58 yards...Had 13 punts downed inside the 20-yard line and five punts over 50 yards...at ULM (9/2): Punted four times with an average of 44 yards including a career-best 52-yarder...vs. Delaware State (9/9): Punted one time for 34 yards...at UTSA (9/15): Punted twice for an average of 48.5 yards...at Syracuse (9/23): Punted five times for an average of 40.6 yards...vs. Troy (10/14): Punted five times for an average of 30.6...at LSU (10/21): Punted four times for an average of 47 yards including a career-best 58-yarder... at Air Force (11/4): Punted six times for an average of 39 yards...vs. Holy Cross (11/11): Punted three times for 126 yards (42.0 avg.) with a long of 43 and one down inside the 20-yard line... vs. Coastal Carolina (11/18): Had one punt for 42 yards down inside the 20-yard line.

**Prior to West Point/Personal:** At Independence High School in Franklin, Tenn., was a Second-Team All-State and 6a All-Region selection...Spent 2021 at US-MAPS...Majoring in Legal Studies.

Season	GP	ATT	YDS	LONG	AVG	I20
2023	12	44	1617	58	36.8	13
<b>Total</b>	<b>12</b>	<b>44</b>	<b>1617</b>	<b>58</b>	<b>38.8</b>	<b>13</b>

### LLOYD BENSON III



*Class: Junior*

*Ht: 5'8 | Wt: 195*

*High School: Catholic High / USMAPS*

*Hometown: Baton Rouge, La.*

**23**

**SLOT/RETURNER**

**2025:** vs. Tarleton State (8/29): Rushed once for two yards...Returned three punts for 50 yards with a long of 32 (17.0 avg.)...Returned one kickoff for 17 yards...at East Carolina (9/25): Recorded one punt return...at UAB (10/4): Registered two total special teams returns, including a 20-yard kickoff return...vs. Charlotte (10/11): Received two carries and logged a 20-yard punt return.

**2024:** Appeared in 10 games playing primarily on special teams...vs. Lehigh (8/30): Returned two kickoffs for 30 yards (15.0 avg.)...vs. Rice (9/21): Rushed once for three yards...vs. UAB (10/12): Rushed once for a three yard gain...vs. ECU (10/19): Logged two punt returns for 10 yards...at Tulsa (10/5): Returned two punts for 19 yards...vs. East Carolina (10/19): Took two punts back for 10 yards...vs. Air Force (11/2): Rushed 10 yards on one kick return...vs. Notre Dame (11/23): Returned two kicks for 21 yards.

**2023:** Did not see game action.

**Prior to West Point/Personal:** Attended Catholic High in Baton Rouge, La. ... Was named All-State returner and All-District...Was named Man of the Year and won the Golden Grizzly award...In school was a part of NHS...Played

basketball and ran track...Went to USMAPS during the 2022 season.

#### Kick Return Statistics

Season	GP	ATT	YDS	TD	LNG	AVG/R	AVG/G
2024	10	5	61	0	16	12.2	6.1
2025	6	2	37	0	20	18.5	6.2
<b>Total</b>	<b>16</b>	<b>7</b>	<b>98</b>	<b>0</b>	<b>20</b>	<b>14.0</b>	<b>6.1</b>

#### Punt Return Statistics

Season	GP	ATT	YDS	TD	LNG	AVG/R	AVG/G
2024	10	4	29	0	12	7.2	2.9
2025	6	6	78	0	32	13.0	13.0
<b>Total</b>	<b>16</b>	<b>10</b>	<b>107</b>	<b>0</b>	<b>32</b>	<b>10.7</b>	<b>6.7</b>

#### Rushing Statistics

Season	GP	ATT	YDS	TD	Long	AVG/A	AVG/G
2024	10	2	6	0	3	3.0	0.6
2025	6	3	-3	0	2	-1.0	-0.5
<b>Total</b>	<b>16</b>	<b>5</b>	<b>3</b>	<b>0</b>	<b>3</b>	<b>0.6</b>	<b>0.2</b>

### ANDERSON BRITTON



*Class: Senior*

*Ht: 5'9 | Wt: 180*

*High School: Heritage*

*Hometown: Ringgold, Ga.*

**1**

**KICKER**

**2025:** vs. Tarleton State (8/29): Kicked off five times, averaged 63.6 yards per kickoff with a pair of touchbacks...at Kansas State (9/6): Kicked off three times, averaging 55.3 yards for a total of 166 yards, with one kickoff in the fourth quarter bouncing off a Kansas State player and recovered by Cole Searight...vs. North Texas (9/20): Had six kickoffs, with a pair of touchbacks while recording a 56.5 yards per kickoff...at East Carolina (9/25): Kicked off twice for 119 total yards and a touchback...at UAB (10/4): Kicked off six times, collected one touchback...at UAB (10/4): Kicked off six times, collected one touchback...vs. Charlotte (10/11): Had four kickoffs, with two touchbacks...at Tulane (10/18): Kicked off four times, recording three touchbacks...at Air Force (11/1): Had four kickoffs and recorded a trio of touchbacks.

**2024:** vs. Lehigh (8/30): Served as the kickoff specialist, kicking off seven times for 455 yards and two touchbacks, the first playing time of his career...at FAU (9/7): Served as the kickoff specialist, kicking off five times for an average of 64.6 yards per kick, while tallying four touchbacks...vs. Rice (9/21): Kicked off six times for 321 yards...at Temple (9/26): Kicked off twice for a total of 130 yards, tallying a touchback on each kick off.

**Prior to West Point/Personal:** Attended Heritage High School where he was a member of the National Honor Society, Beta club, and an honor roll student...2021 first-team all-state and was a three-time all-region selection...Majoring in Civil Engineering.

#### Kickoff Statistics

Season	GP	ATT	YDS	AVG	TB	OB
2024	4	20	1229	61.5	8	1
2025	8	34	2060	60.6	14	0
<b>Total</b>	<b>12</b>	<b>54</b>	<b>3289</b>	<b>60.9</b>	<b>22</b>	<b>1</b>



# DAWSON JONES



Class: *Sophomore*

Ht: 5'11 | Wt: 190

High School: *Marvin Ridge*

Hometown: *Waxhaw, N.C.*

95

KICKER

**2025:** vs. Tarleton State (8/29): Went three-for-three on PATs and connected on a pair of field goals, including one from 40 yards...at Kansas State (9/6): Went three-for-three on PATs and kicked a fourth quarter field goal from 35 yards...vs. North Texas (9/20): Was 5-for-5 on PATs and made a 23-yard field goal at the end of regulation to force overtime...at UAB (10/4): Went 4-for-4 on PATs and connected on a career-long field goal from 45 yards ...vs. Charlotte (10/11): Made a 38-yard field goal as time expired in the first half and was 3-for-3 on PATs...at Tulane (10/18): Was 2-for-2 on PATs and made a 43-yard field goal...at Air Force (11/1): Was 2-for-2 on field goals and 2-for-2 on PATs, making a 44-yard field goal in the second quarter and the game winning field goal from 27 yards as time expired.

**2024:** Appeared in three games...vs. UAB (10/12): Kicked off twice for a total of 123 yards...vs. Louisiana Tech (12/28): Kicked off twice for a 124 yard total.

**Prior to West Point/Personal:** Played at Marvin Ridge High School in Waxhaw, N.C....Totaled five punts downed inside the 5-yard line and made a 38-yard game-winning field goal...Was named to the Queen City Senior Bowl Team...Was named an All-Conference and All-County selection and an All-State finalist...Was a National Honor Society student...Was high school teammates with Cole Searight, a defensive back on the Army football team...Also plays drums professionally.

## Field Goal Statistics

Season	GP	MADE	ATT	LONG	PCT
2025	7	9	14	45	64.29
Total	7	9	14	45	64.29

(11/2): Punted three times with an average of 43.7 and a long of 48 yards...at North Texas (11/9): Had one punt for 44 yards...vs. Notre Dame (11/23): Punted three times for 119 yards (39.7 avg.)...vs. UTSA (11/30): Punted once for 37 yards...vs. Navy (12/14): Punted twice for 86 yards.

**2023:** Did not see game action.

**Prior to West Point/Personal:** Went to Poway High in Poway, Calif...Averaged 44.0 yards per punt his senior year...Was named All-League kicker and punter in 2021...First-team kicker/punter in Palomar League...His Father, MAJ Ward Wagenseller is a retired US Army officer, and his brother, Robert Wagenseller is a 2LT in the US Army...Played volleyball and soccer as well...Attended USMAPS during the 2022 season.

## Punting Statistics

Season	GP	ATT	YDS	Long	AVG	TB	FC	I20	50+
2024	12	24	1000	51	41.7	0	10	9	3
2025	7	22	946	71	43.0	2	8	9	1
Total	19	46	1946	71	42.3	2	18	18	40

# OWEN WALTER



Class: *Junior*

Ht: 6'0 | Wt: 225

Highschool: *Prospect / USMAPS*

Hometown: *Arlington Heights, Ill.*

55

LONG SNAPPER

**2025:** at UAB (10/4): Collected a tackle.

**2024:** Appeared in all 14 games as the primary long snapper...at Florida Atlantic (9/7): Recorded one tackle...vs. Rice (9/21): Earned one solo tackle...vs. Navy (12/14): Collected a solo tackle.

**2023:** Did not see game action.

**Prior to West Point/Personal:** Played at Prospect High in Arlington Hts, Ill. ...All-Conference selection...all-area honors...team captain...Michael J. Keane Award winner...Attended USMAPS during the 2022 season.

# JAMES WAGENSELLER



Class: *Junior*

Ht: 6'3 | Wt: 225

Highschool: *Poway / USMAPS*

Hometown: *Poway, Calif.*

46

PUNTER

**2025:** vs. Tarleton State (8/29): Punted four times with a long of 46 yards and a 38.5-yard average...at Kansas State (9/6): Punted three times with a long of 49 yards for an 45.3-yard average...at East Carolina (9/25): Punted three times for 154 yards, including a 71-yard punt downed at the one-yard line in the third quarter...at UAB (10/4): Punted four times for 171 total yards, including a touchback and a punt inside the 20-yard line...at Tulane (10/18): Had three punts, with a long of 47 yards and one punt inside the 20-yard line ...at Air Force (11/1): Punted four times for an average of 46.6 yards, pinned Air Force at their own 2-yard line in the second quarter.

**2024:** Appeared in 12 games and finished the season with 1000 yards punting, a long of 51 yards and zero blocked punts...vs. Lehigh (8/30): Army did not punt...at FAU (9/7): Served as the punt specialist, punting the ball twice for 89 yards (44.5 avg.) while leaving one punt inside the 20 yard line...vs. Rice (9/21): Punted twice for 75 yards (37.5 avg.). Completed a pass for no gain on an attempted trick play on fourth down that did not result in a conversion...at Temple (9/26): Punted three times for 126 yards (42.0 avg)...at Tulsa (10/5): Punted twice for 74 yards (37.0 avg), both pinned inside the 20...vs. UAB (10/12): Punted twice for a total of 99 yards...vs. ECU (10/19): Punted three times for an average of 40 yards and a long of 51 yards...vs. Air Force



**2025-26 Army West Point Football**  
**Game Results**  
**All games**

Page 1/1  
as of Nov 04, 2025

**Team Results**

	Date	Opponent		Score	Overall	Conf	Time	Attend
	08/29/2025	Tarleton St.	Lot2	27-30	0-1	0-0	3:58	23032
	09/06/2025	at Kansas St.	W	24-21	1-1	0-0	3:27	52723
*	09/20/2025	North Texas	Lot1	38-45	1-2	0-1	3:55	28446
*	09/25/2025	at East Carolina	L	6-28	1-3	0-2	3:10	32497
*	10/04/2025	at UAB	W	31-13	2-3	1-2	3:20	22489
*	10/11/2025	Charlotte	W	24-7	3-3	2-2	2:52	31172
*	10/18/2025	at Tulane	L	17-24	3-4	2-3	3:29	20027
	11/01/2025	at Air Force	W	20-17	4-4	2-3	2:58	39441



**2025-26 Army West Point Football**  
**Team Game-by-Game**  
**All games**

Page 1/1  
as of Nov 04, 2025

Date	Opponent	Rushing				Receiving				Passing				Kick Returns				Punt Returns				tot		
		no.	yds	td	lg	no.	yds	td	lg	cmp	att	int	yds	td	lg	no.	yds	td	lg	no.	yds	td	lg	off
08/29/2025	Tarleton St.	66	280	3	37	8	131	0	35	8	16	2	131	0	35	1	17	0	17	3	60	0	32	411
09/06/2025	at Kansas St.	70	237	2	17	8	95	1	52	8	12	0	95	1	52	0	0	0	0	1	0	0	0	332
09/20/2025	North Texas	68	387	3	75	6	101	2	68	6	14	1	101	2	68	0	0	0	0	0	0	0	0	488
09/25/2025	at East Carolina	53	241	1	60	6	49	0	13	6	12	0	49	0	13	0	0	0	0	1	0	0	0	290
10/04/2025	at UAB	61	247	4	17	2	48	0	41	2	5	0	48	0	41	1	20	0	20	1	-2	0	0	295
10/11/2025	Charlotte	64	304	3	50	2	50	0	44	2	6	0	50	0	44	0	0	0	0	1	20	0	20	354
10/18/2025	at Tulane	63	233	2	16	7	125	0	39	7	10	0	125	0	39	0	0	0	0	0	0	0	0	358
11/01/2025	at Air Force	45	193	1	38	5	102	1	42	5	9	0	102	1	42	0	0	0	0	0	0	0	0	295
Army West Point		490	2122	19	75	44	701	4	68	44	84	3	701	4	68	2	37	0	20	7	78	0	32	2823
Opponents		278	1161	13	40	147	1615	9	47	147	228	6	1615	9	47	16	385	1	99	5	12	0	5	2776

**Army West Point Averages**

Games	Avg/ rush	Avg/ catch	Pass effc	KR avg	PR avg	All purpose avg/game	Total offense avg/game
8	4.3	15.9	131.1	18.5	11.1	371.1	352.9

Date	Opponent	Tackles				Sacks	Fumble		Pass Defense			blkd kick	PAT attempts			off		
		ua	a	total	tfl-yds		ff	fr-yds	int-yds	qbh	brup		kick	rush	rcv	saf	t/o	pts
08/29/2025	Tarleton St.	35	36	71	7.0-18	2-10	1	0-0	0-0	4	5	0	3-3	0	0	0	0	27
09/06/2025	at Kansas St.	29	4	33	2.0-2	0-0	0	0-0	1-8	2	5	0	3-3	0	0	0	0	24
09/20/2025	North Texas	43	30	73	2.0-6	0-0	1	1-0	0-0	2	2	0	5-5	0	0	0	3	38
09/25/2025	at East Carolina	41	32	73	6.0-27	1-8	2	1-0	1-2	0	3	0	0-0	0	0	0	0	6
10/04/2025	at UAB	31	22	53	2.0-9	1-7	1	1-0	1-21	7	4	1	4-4	0	0	0	7	31
10/11/2025	Charlotte	28	26	54	6.0-21	3-15	2	1-0	0-0	7	2	0	3-3	0	0	0	0	24
10/18/2025	at Tulane	39	20	59	1.0-1	0-0	0	0-0	1-0	1	1	0	2-2	0	0	0	7	17
11/01/2025	at Air Force	45	24	69	6.0-22	2-14	2	1-0	2-0	1	1	0	2-2	0	0	0	3	20
<b>Army West Point</b>		<b>291</b>	<b>194</b>	<b>485</b>	<b>32.0-106</b>	<b>9-54</b>	<b>9</b>	<b>5-0</b>	<b>6-31</b>	<b>24</b>	<b>23</b>	<b>1</b>	<b>22-22</b>	<b>0</b>	<b>0</b>	<b>0</b>	<b>20</b>	<b>187</b>
<b>Opponents</b>		<b>327</b>	<b>328</b>	<b>655</b>	<b>34.0-85</b>	<b>4-22</b>	<b>6</b>	<b>5-20</b>	<b>3-69</b>	<b>19</b>	<b>4</b>	<b>1</b>	<b>21-21</b>	<b>0</b>	<b>1</b>	<b>0</b>	<b>28</b>	<b>185</b>

Date	Opponent	Punting										Field Goals			Kickoffs			
		no.	yds	avg	long	blkd	tb	fc	50+	i20	md-att	long	blkd	no.	yds	avg	tb	ob
08/29/2025	Tarleton St.	4	154	38.5	46	0	1	2	0	1	2-4	40	0	5	318	63.6	2	0
09/06/2025	at Kansas St.	3	136	45.3	49	0	0	1	0	2	1-1	35	0	3	166	55.3	0	0
09/20/2025	North Texas	0	0	0.0	0	0	0	0	0	0	1-1	23	0	6	339	56.5	2	0
09/25/2025	at East Carolina	3	154	51.3	71	0	0	1	1	2	0-0	0	0	2	119	59.5	1	0
10/04/2025	at UAB	4	171	42.8	47	0	1	1	0	1	1-1	45	0	6	360	60.0	1	0
10/11/2025	Charlotte	1	35	35.0	35	0	0	1	0	1	1-3	38	1	4	246	61.5	2	0
10/18/2025	at Tulane	3	110	36.7	47	0	0	0	0	1	1-2	43	0	4	253	63.3	3	0
11/01/2025	at Air Force	4	186	46.5	49	0	0	2	0	1	2-2	44	0	4	259	64.8	3	0
<b>Army West Point</b>		<b>22</b>	<b>946</b>	<b>43.0</b>	<b>71</b>	<b>0</b>	<b>2</b>	<b>8</b>	<b>1</b>	<b>9</b>	<b>9-14</b>	<b>45</b>	<b>1</b>	<b>34</b>	<b>2060</b>	<b>60.6</b>	<b>14</b>	<b>0</b>
<b>Opponents</b>		<b>20</b>	<b>829</b>	<b>41.5</b>	<b>52</b>	<b>0</b>	<b>3</b>	<b>3</b>	<b>4</b>	<b>3</b>	<b>8-11</b>	<b>52</b>	<b>1</b>	<b>35</b>	<b>2203</b>	<b>62.9</b>	<b>25</b>	<b>1</b>





2025-26 Army West Point Football  
Overall Team Statistics  
All games

Page 1/2  
as of Nov 04, 2025

Team Statistics

	ARM	OPP
<b>Scoring</b>	<b>187</b>	<b>185</b>
Points per game	23.4	23.1
Points Off Turnovers	20	28
<b>First Downs</b>	<b>155</b>	<b>151</b>
Rushing	123	63
Passing	25	82
Penalty	7	6
<b>Rushing Yardage</b>	<b>2122</b>	<b>1161</b>
Yards gained rushing	2245	1264
Yards lost rushing	123	103
Rushing attempts	490	278
Average per rush	4.3	4.2
Average per game	265.3	145.1
TDs Rushing	19	13
<b>Passing Yardage</b>	<b>701</b>	<b>1615</b>
Comp-Att-Int	44-84-3	147-228-6
Average per pass	8.3	7.1
Average per catch	15.9	11.0
Average per game	87.6	201.9
TDs Passing	4	9
<b>Total offense</b>	<b>2823</b>	<b>2776</b>
Total plays	574	506
Average per play	4.9	5.5
Average per game	352.9	347.0
<b>Kick returns: #-Yards</b>	<b>2-37</b>	<b>16-385</b>
<b>Punt returns: #-Yards</b>	<b>7-78</b>	<b>5-12</b>
<b>Int returns: #-Yards</b>	<b>6-31</b>	<b>3-69</b>
<b>Kick return average</b>	<b>18.5</b>	<b>24.1</b>
<b>Punt return average</b>	<b>11.1</b>	<b>2.4</b>
<b>Int return average</b>	<b>5.2</b>	<b>23.0</b>
<b>Fumbles-Lost</b>	<b>10-5</b>	<b>11-5</b>
<b>Penalties-Yards</b>	<b>26-224</b>	<b>39-301</b>
Average per game	28.0	37.6
<b>Punts-Yards</b>	<b>22-946</b>	<b>20-829</b>
Average per punt	43.0	41.5
Net punt average	40.6	36.5
<b>Kickoffs-Yards</b>	<b>34-2060</b>	<b>35-2203</b>
Average per kick	60.6	62.9
Net kick average	37.0	39.5
<b>Time of possession / game</b>	<b>35:19</b>	<b>24:41</b>
<b>3rd-down conversion</b>	<b>50/124</b>	<b>47/104</b>
3rd-down pct	40%	45%
<b>4th-down conversion</b>	<b>25/37</b>	<b>12/23</b>



2025-26 Army West Point Football  
Overall Team Statistics  
All games

Page 2/2  
as of Nov 04, 2025

	ARM	OPP
4th-down pct	68%	52%
<b>Sacks by-Yards</b>	<b>9-54</b>	<b>4-22</b>
<b>Misc Yards</b>	<b>0</b>	<b>0</b>
<b>Touchdowns scored</b>	<b>23</b>	<b>23</b>
<b>Field goals - attempts</b>	<b>9-14</b>	<b>8-11</b>
<b>On-Side kicks</b>	<b>1-2</b>	<b>0-1</b>
<b>Red-zone scores</b>	<b>(21-26) 81%</b>	<b>(23-30) 77%</b>
<b>Red-zone touchdowns</b>	<b>(17-26) 65%</b>	<b>(16-30) 53%</b>
<b>PAT-attempts</b>	<b>(22-22) 100%</b>	<b>(21-21) 100%</b>
<b>2-point conversion-attempts</b>	<b>(0-1) 0%</b>	<b>(1-2) 50%</b>
<b>Attendance</b>	<b>82650</b>	<b>167177</b>
Games / Avg per game	3/27550	5/33435
Neutral site games	-	0/0

Score by Periods

Team	1st	2nd	3rd	4th	OT	TOT
Army West Point	28	50	48	58	3	187
Opponents	51	34	32	55	13	185



2025-26 Army West Point Football  
Overall Defense Statistics  
All games

Page 1/1  
as of Nov 04, 2025

Team Defense

			Tackles				Sacks	Pass defense			Fumbles		blkd	
##	Player	gp	ua	a	tot	tfl/yds	no-yds	int-yds	brup	qbh	fr-yds	ff	kick	saf
51	Andon Thomas	8	44	25	69	2-2	.	.	3	1	.	.	.	.
53	Kalib Fortner	8	35	18	53	7-17	1-6	.	.	5	1-0	1	.	.
30	Collin Matteson	7	31	16	47	0.5-1	.	1-8	3	1	.	.	.	.
20	Casey Larkin	8	33	13	46	2-8	.	2-0	3	1	.	.	.	.
40	Eric Ford	8	16	15	31	4.5-25	2-10	.	1	2	1-0	2	.	.
14	Gavin Shields	8	19	6	25	2.5-10	1-8	2-21	1	3	.	.	.	.
99	Jack Bousum	8	7	14	21	5.5-22	2-16	.	1	1	.	1	.	.
92	Jack Latore	8	10	10	20	1-1	.	.	.	2	.	.	.	.
10	Cole Searight	8	5	12	17	3-15	2-13	.	1	.	.	2	.	.
7	Jaydan Mayes	8	9	6	15	.	.	.	4	1	.	.	.	.
3	Stephen Nnadozie	8	9	6	15	.	.	1-2	.	.	1-0	1	.	.
5	Justin Weaver	6	11	3	14	.	.	.	2	.	.	1	.	.
98	Deshontez Gray	8	9	4	13	.	.	.	1	2	1-0	.	.	.
62	Jacob Tuioti	7	3	10	13	0.5-1	.	.	.	2	.	.	1	.
6	Jabril Williams	8	10	1	11	.	.	.	.	1	.	.	.	.
96	Dillon Stowers	8	4	6	10	0.5-0	.	.	.	1	.	.	.	.
17	Jaxon Hammond	8	8	.	8	.	.	.	3	.	.	.	.	.
21	Baylor Newsom	7	2	4	6	.	.	.	.	.	.	.	.	.
47	Noah Nixon	8	4	2	6	.	.	.	.	1	.	.	.	.
13	Caleb Williams	8	2	3	5	.	.	.	.	.	.	.	.	.
42	Elijah Walton	7	1	4	5	.	.	.	.	.	.	1	.	.
91	Sean Donovan	3	1	4	5	1-2	0.5-1	.	.	.	.	.	.	.
94	Javon Smith	5	4	1	5	0.5-0	.	.	.	.	.	.	.	.
52	Kody Harris-Miller	2	2	1	3	.	.	.	.	.	.	.	.	.
95	Matt Gemma	6	.	2	2	0.5-1	.	.	.	.	.	.	.	.
48	Bryson Banks	6	1	1	2	.	.	.	.	.	.	.	.	.
8	Julian Porter	6	2	.	2	.	.	.	.	.	.	.	.	.
97	Cael Newton	4	.	2	2	1-1	0.5-0	.	.	.	.	.	.	.
16	Zane Tallman	8	1	1	2	.	.	.	.	.	.	.	.	.
22	Larry Pickett Jr.	6	1	1	2	.	.	.	.	.	.	.	.	.
55	Owen Walter	8	2	.	2	.	.	.	.	.	.	.	.	.
84	Brady Anderson	8	1	.	1	.	.	.	.	.	.	.	.	.
2	Aden Self	8	.	1	1	.	.	.	.	.	.	.	.	.
56	Nick Buchys	3	.	1	1	.	.	.	.	.	.	.	.	.
74	Teddy Williams	8	1	.	1	.	.	.	.	.	.	.	.	.
3	Cale Hellums	8	1	.	1	.	.	.	.	.	.	.	.	.
15	Noah Short	8	1	.	1	.	.	.	.	.	.	.	.	.
1	Anderson Britton	8	1	.	1	.	.	.	.	.	1-0	.	.	.
	Totals	8	291	194	485	32-106	9-54	6-31	23	24	5-0	9	1	0
	Opponents	8	327	328	655	34-85	4-22	3-69	4	19	5-20	6	1	0





2025-26 Army West Point Football  
Team Game Highs  
All games

Page 1/1  
as of Nov 04, 2025

Army West Point - Game Highs

RUSHES	70	at Kansas St. (09/06/2025)
YARDS RUSHING	387	North Texas (09/20/2025)
YARDS PER RUSH	5.7	North Texas (09/20/2025)
TD RUSHES	4	at UAB (10/04/2025)
PASS ATTEMPTS	16	Tarleton St. (08/29/2025)
PASS COMPLETIONS	8 8	at Kansas St. (09/06/2025) Tarleton St. (08/29/2025)
YARDS PASSING	131	Tarleton St. (08/29/2025)
YARDS PER PASS	12.5	at Tulane (10/18/2025)
TD PASSES	2	North Texas (09/20/2025)
TOTAL PLAYS	82 82 82	North Texas (09/20/2025) at Kansas St. (09/06/2025) Tarleton St. (08/29/2025)
TOTAL OFFENSE	488	North Texas (09/20/2025)
YARDS PER PLAY	6.0	North Texas (09/20/2025)
POINTS	38	North Texas (09/20/2025)
SACKS BY	3	Charlotte (10/11/2025)
FIRST DOWNS	26	North Texas (09/20/2025)
PENALTIES	7	at UAB (10/04/2025)
PENALTY YARDS	50 50	at Air Force (11/01/2025) at UAB (10/04/2025)
TURNOVERS	3 3	North Texas (09/20/2025) Tarleton St. (08/29/2025)
PUNTS	4 4 4	at Air Force (11/01/2025) at UAB (10/04/2025) Tarleton St. (08/29/2025)
PUNTING AVG	51.3	at East Carolina (09/25/2025)
LONG PUNT	71	at East Carolina (09/25/2025)
PUNTS INSIDE 20	2 2	at East Carolina (09/25/2025) at Kansas St. (09/06/2025)
LONG PUNT RETURN	32	Tarleton St. (08/29/2025)



2025-26 Army West Point Football  
Individual Game Highs  
All games

Page 1/1  
as of Nov 04, 2025

Army West Point - Individual Game Highs

RUSHES	41	Cale Hellums at Kansas St. (09/06/2025)
YARDS RUSHING	163	Cale Hellums at Tulane (10/18/2025)
TD RUSHES	3	Cale Hellums at UAB (10/04/2025)
LONG RUSH	75	Briggs Bartosh vs North Texas (09/20/2025)
PASS ATTEMPTS	12	Dewayne Coleman vs Tarleton St. (08/29/2025)
PASS COMPLETIONS	7 7 7	Cale Hellums at Tulane (10/18/2025) Cale Hellums at Kansas St. (09/06/2025) Dewayne Coleman vs Tarleton St. (08/29/2025)
YARDS PASSING	129	Dewayne Coleman vs Tarleton St. (08/29/2025)
TD PASSES	2	Dewayne Coleman vs North Texas (09/20/2025)
LONG PASS	68	Dewayne Coleman vs North Texas (09/20/2025)
RECEPTIONS	6	Noah Short vs Tarleton St. (08/29/2025)
YARDS RECEIVING	97	Brady Anderson at Tulane (10/18/2025)
TD RECEPTIONS	1 1 1 1	Noah Short at Air Force (11/01/2025) Samari Howard vs North Texas (09/20/2025) Brady Anderson vs North Texas (09/20/2025) Brady Anderson at Kansas St. (09/06/2025)
LONG RECEPTION	68	Brady Anderson vs North Texas (09/20/2025)
PUNTS	4 4 4	James Wagenseller at Air Force (11/01/2025) James Wagenseller at UAB (10/04/2025) James Wagenseller vs Tarleton St. (08/29/2025)
PUNTING AVG	51.3	James Wagenseller at East Carolina (09/25/2025)
LONG PUNT	71	James Wagenseller at East Carolina (09/25/2025)
PUNTS INSIDE 20	2 2	James Wagenseller at East Carolina (09/25/2025) James Wagenseller at Kansas St. (09/06/2025)
LONG PUNT RETURN	32	Lloyd Benson III vs Tarleton St. (08/29/2025)
LONG KICKOFF RETURN	20	Lloyd Benson III at UAB (10/04/2025)
TACKLES	14	Andon Thomas vs Tarleton St. (08/29/2025)
SACKS	1 1 1 1 1 1 1 1 1	Jack Bousum at Air Force (11/01/2025) Cole Searight at Air Force (11/01/2025) Eric Ford vs Charlotte (10/11/2025) Jack Bousum vs Charlotte (10/11/2025) Cole Searight at UAB (10/04/2025) Gavin Shields at East Carolina (09/25/2025) Eric Ford vs Tarleton St. (08/29/2025) Kalib Fortner vs Tarleton St. (08/29/2025)
TACKLES FOR LOSS	2 2 2	Jack Bousum vs Charlotte (10/11/2025) Kalib Fortner at Kansas St. (09/06/2025) Eric Ford vs Tarleton St. (08/29/2025)



# 2025-26 Army West Point Football Combined Team Statistics All games

Page 1/3  
as of Nov 04, 2025

## Team Results

	Date	Opponent		Score	Att.
	08/29/2025	Tarleton St.	Lot2	27-30	23032
	09/06/2025	at Kansas St.	W	24-21	52723
*	09/20/2025	North Texas	Lot1	38-45	28446
*	09/25/2025	at East Carolina	L	6-28	32497
*	10/04/2025	at UAB	W	31-13	22489
*	10/11/2025	Charlotte	W	24-7	31172
*	10/18/2025	at Tulane	L	17-24	20027
	11/01/2025	at Air Force	W	20-17	39441

## Rushing

Player	gp	att	gain	loss	net	avg	td	lg	avg/g
Cale Hellums	8	173	748	37	711	4.1	11	50	88.9
Noah Short	8	63	388	26	362	5.7	0	60	45.3
Hayden Reed	7	71	332	5	327	4.6	3	37	46.7
Dewayne Coleman	5	84	331	35	296	3.5	3	26	59.2
Briggs Bartosh	7	44	255	9	246	5.6	1	75	35.1
Carson Smith	7	33	130	1	129	3.9	1	10	18.4
Jake Rendina	7	10	36	0	36	3.6	0	6	5.1
David Clerk	4	2	15	0	15	7.5	0	10	3.8
Godspower Nwawuihe	1	2	8	0	8	4.0	0	7	8.0
Lloyd Benson III	8	3	2	5	-3	-1.0	0	2	-0.4
Team	8	4	0	5	-5	-1.3	0	0	-0.6
<b>Total</b>	<b>8</b>	<b>490</b>	<b>2245</b>	<b>123</b>	<b>2122</b>	<b>4.3</b>	<b>19</b>	<b>75</b>	<b>265.3</b>
<b>Opponents</b>	<b>8</b>	<b>278</b>	<b>1264</b>	<b>103</b>	<b>1161</b>	<b>4.2</b>	<b>13</b>	<b>40</b>	<b>145.1</b>

## Passing

Player	gp	effic	comp-att-int	pct	yds	td	lg	avg/g
Cale Hellums	8	130.8	24-46-1	52.2	376	2	44	47.0
Dewayne Coleman	5	127.2	19-35-2	54.3	273	2	68	54.6
Noah Short	8	536.8	1-1-0	100.0	52	0	52	6.5
Team	8	0.0	0-2-0	0.0	0	0	0	0.0
<b>Total</b>	<b>8</b>	<b>131.1</b>	<b>44-84-3</b>	<b>52.4</b>	<b>701</b>	<b>4</b>	<b>68</b>	<b>87.6</b>
<b>Opponents</b>	<b>8</b>	<b>131.7</b>	<b>147-228-6</b>	<b>64.5</b>	<b>1615</b>	<b>9</b>	<b>47</b>	<b>201.9</b>

## Receiving

Player	gp	no.	yds	avg	td	lg	avg/g
Noah Short	8	17	226	13.3	1	44	28.3
Samari Howard	8	10	119	11.9	1	41	14.9
Brady Anderson	8	10	306	30.6	2	68	38.3
Hayden Reed	7	2	2	1.0	0	3	0.3
Tobi Olawole	6	2	15	7.5	0	9	2.5
Brady Mott	8	1	15	15.0	0	15	1.9
Parker Poloskey	8	1	10	10.0	0	10	1.3
Briggs Bartosh	7	1	8	8.0	0	8	1.1
<b>Total</b>	<b>8</b>	<b>44</b>	<b>701</b>	<b>15.9</b>	<b>4</b>	<b>68</b>	<b>87.6</b>
<b>Opponents</b>	<b>8</b>	<b>147</b>	<b>1615</b>	<b>11.0</b>	<b>9</b>	<b>47</b>	<b>201.9</b>

## Game Records

Record	Overall	Home	Away	Neutral
ALL GAMES	4-4	1-2	3-2	0-0
CONFERENCE	2-3	1-1	1-2	0-0
NON-CONFERENCE	2-1	0-1	2-0	0-0

## Team Statistics

	ARM	OPP
<b>First Downs</b>	<b>155</b>	<b>151</b>
Rushing	123	63
Passing	25	82
Penalty	7	6
<b>Rushing Yardage</b>	<b>2122</b>	<b>1161</b>
Rushing attempts	490	278
Average per rush	4.3	4.2
Average per game	265.3	145.1
TDs Rushing	19	13
<b>Passing Yardage</b>	<b>701</b>	<b>1615</b>
Comp-Att-Int	44-84-3	147-228-6
Average per pass	8.3	7.1
Average per catch	15.9	11.0
Average per game	87.6	201.9
TDs Passing	4	9
<b>Total offense</b>	<b>2823</b>	<b>2776</b>
Average per play	4.9	5.5
Average per game	352.9	347.0
<b>Kick returns: #-Yards</b>	<b>2-37</b>	<b>16-385</b>
<b>Punt returns: #-Yards</b>	<b>7-78</b>	<b>5-12</b>
<b>Int returns: #-Yards</b>	<b>6-31</b>	<b>3-69</b>
<b>Fumbles-Lost</b>	<b>10-5</b>	<b>11-5</b>
<b>Penalties-Yards</b>	<b>26-224</b>	<b>39-301</b>
<b>Punts-Avg</b>	<b>22-43.0</b>	<b>20-41.5</b>
<b>Time of possession / game</b>	<b>35:19</b>	<b>24:41</b>
<b>3rd-down conversion</b>	<b>50/124</b>	<b>47/104</b>
<b>4th-down conversion</b>	<b>25/37</b>	<b>12/23</b>
<b>PAT-attempts</b>	<b>(22-22) 100%</b>	<b>(21-21) 100%</b>
<b>2-point conversion-attempts</b>	<b>(0-1) 0%</b>	<b>(1-2) 50%</b>

## Interceptions

Player	no.	yds	avg	td	lg
Casey Larkin	2	0	0.0	0	0
Gavin Shields	2	21	10.5	0	21
Collin Matteson	1	8	8.0	0	8
Stephen Nnadozie	1	2	2.0	0	2
<b>Total</b>	<b>6</b>	<b>31</b>	<b>5.2</b>	<b>0</b>	<b>21</b>
<b>Opponents</b>	<b>3</b>	<b>69</b>	<b>23.0</b>	<b>0</b>	<b>40</b>





# 2025-26 Army West Point Football Combined Team Statistics All games

Page 2/3  
as of Nov 04, 2025

## Field Goals

Player	fg	pct.	01-19	20-29	30-39	40-49	50-99	lg	blk
Dawson Jones	9-14	64.3	0-0	3-3	2-4	4-7	0-0	45	1
<b>Opponents</b>	<b>8-11</b>	<b>72.7</b>	<b>0-0</b>	<b>2-2</b>	<b>5-6</b>	<b>0-2</b>	<b>1-1</b>	<b>52</b>	<b>1</b>

## Scoring

Player	td	fg	PAT					dxp	saf	pts
			kick	rush	rcv	pass				
Cale Hellums	11	-	-	-	-	-	-	-	-	66
Dawson Jones	-	9-14	22-22	-	-	-	-	-	-	49
Dewayne Coleman	3	-	-	-	-	-	-	-	-	18
Hayden Reed	3	-	-	-	-	-	-	-	-	18
Brady Anderson	2	-	-	-	-	-	-	-	-	12
Noah Short	1	-	-	-	-	-	-	-	-	6
Samari Howard	1	-	-	-	-	-	-	-	-	6
Carson Smith	1	-	-	-	-	-	-	-	-	6
Briggs Bartosh	1	-	-	-	-	-	-	-	-	6
<b>Total</b>	<b>23</b>	<b>9-14</b>	<b>22-22</b>	<b>0</b>	<b>0</b>	<b>0</b>	<b>0</b>	<b>0</b>	<b>0</b>	<b>187</b>
<b>Opponents</b>	<b>23</b>	<b>8-11</b>	<b>21-21</b>	<b>0</b>	<b>1</b>	<b>1</b>	<b>0</b>	<b>0</b>	<b>0</b>	<b>185</b>

## Score by Periods

Team	1st	2nd	3rd	4th	OT	TOT
Army West Point	28	50	48	58	3	187
Opponents	51	34	32	55	13	185

## Punting

Player	no.	yds	avg	lg	tb	fc	i20	50+	blk
James Wagenseller	22	946	43.0	71	2	8	9	1	0
<b>Total</b>	<b>22</b>	<b>946</b>	<b>43.0</b>	<b>71</b>	<b>2</b>	<b>8</b>	<b>9</b>	<b>1</b>	<b>0</b>
<b>Opponents</b>	<b>20</b>	<b>829</b>	<b>41.5</b>	<b>52</b>	<b>3</b>	<b>3</b>	<b>3</b>	<b>4</b>	<b>0</b>

## Punt Returns

Player	no.	yds	avg	td	lg
Lloyd Benson III	6	78	13.0	0	32
Aden Self	1	0	0.0	0	0
<b>Total</b>	<b>7</b>	<b>78</b>	<b>11.1</b>	<b>0</b>	<b>32</b>
<b>Opponents</b>	<b>5</b>	<b>12</b>	<b>2.4</b>	<b>0</b>	<b>5</b>

## Kick Returns

Player	no.	yds	avg	td	lg
Lloyd Benson III	2	37	18.5	0	20
<b>Total</b>	<b>2</b>	<b>37</b>	<b>18.5</b>	<b>0</b>	<b>20</b>
<b>Opponents</b>	<b>16</b>	<b>385</b>	<b>24.1</b>	<b>1</b>	<b>99</b>

## All Purpose

Player	g	rush	rcv	pr	kr	ir	total	avg/g
Cale Hellums	8	711	0	0	0	0	711	88.9
Noah Short	8	362	226	0	0	0	588	73.5
Hayden Reed	7	327	2	0	0	0	329	47.0
Brady Anderson	8	0	306	0	0	0	306	38.3
Dewayne Coleman	5	296	0	0	0	0	296	59.2
Briggs Bartosh	7	246	8	0	0	0	254	36.3
Carson Smith	7	129	0	0	0	0	129	18.4
Samari Howard	8	0	119	0	0	0	119	14.9
Lloyd Benson III	8	-3	0	78	37	0	112	14.0
Jake Rendina	7	36	0	0	0	0	36	5.1
Gavin Shields	8	0	0	0	0	21	21	2.6
David Clerk	4	15	0	0	0	0	15	3.8
Brady Mott	8	0	15	0	0	0	15	1.9
Tobi Olawole	6	0	15	0	0	0	15	2.5
Parker Poloskey	8	0	10	0	0	0	10	1.3
Collin Matteson	7	0	0	0	0	8	8	1.1
Godspower Nwawuihe	1	8	0	0	0	0	8	8.0
Stephen Nnadozie	8	0	0	0	0	2	2	0.3
<b>Total</b>	<b>8</b>	<b>2122</b>	<b>701</b>	<b>78</b>	<b>37</b>	<b>31</b>	<b>2969</b>	<b>371.1</b>
<b>Opponents</b>	<b>8</b>	<b>1161</b>	<b>1615</b>	<b>12</b>	<b>385</b>	<b>69</b>	<b>3242</b>	<b>405.3</b>

## Total Offense

Player	g	plays	rush	pass	total	avg/g
Cale Hellums	8	219	711	376	1087	135.9
Dewayne Coleman	5	119	296	273	569	113.8
Noah Short	8	64	362	52	414	51.8
Hayden Reed	7	71	327	0	327	46.7
Briggs Bartosh	7	44	246	0	246	35.1
Carson Smith	7	33	129	0	129	18.4
Jake Rendina	7	10	36	0	36	5.1
David Clerk	4	2	15	0	15	3.8
Godspower Nwawuihe	1	2	8	0	8	8.0
Lloyd Benson III	8	3	-3	0	-3	-0.4
<b>Total</b>	<b>8</b>	<b>574</b>	<b>2122</b>	<b>701</b>	<b>2823</b>	<b>352.9</b>
<b>Opponents</b>	<b>8</b>	<b>506</b>	<b>1161</b>	<b>1615</b>	<b>2776</b>	<b>347.0</b>



**2025-26 Army West Point Football**  
**Combined Team Statistics**  
**All games**

Page 3/3  
as of Nov 04, 2025

**Team Defense**

##	Player	gp	Tackles				Sacks	Pass defense			Fumbles		blkd	
			ua	a	tot	tfl/yds		int-yds	brup	qbh	fr-yds	ff	kick	saf
51	Andon Thomas	8	44	25	69	2-2	.	.	3	1	.	.	.	.
53	Kalib Fortner	8	35	18	53	7-17	1-6	.	.	5	1-0	1	.	.
30	Collin Matteson	7	31	16	47	0.5-1	.	1-8	3	1	.	.	.	.
20	Casey Larkin	8	33	13	46	2-8	.	2-0	3	1	.	.	.	.
40	Eric Ford	8	16	15	31	4.5-25	2-10	.	1	2	1-0	2	.	.
14	Gavin Shields	8	19	6	25	2.5-10	1-8	2-21	1	3	.	.	.	.
99	Jack Bousum	8	7	14	21	5.5-22	2-16	.	1	1	.	1	.	.
92	Jack Latore	8	10	10	20	1-1	.	.	.	2	.	.	.	.
10	Cole Searight	8	5	12	17	3-15	2-13	.	1	.	.	2	.	.
7	Jaydan Mayes	8	9	6	15	.	.	.	4	1	.	.	.	.
3	Stephen Nnadozie	8	9	6	15	.	.	1-2	.	.	1-0	1	.	.
5	Justin Weaver	6	11	3	14	.	.	.	2	.	.	1	.	.
98	Deshontez Gray	8	9	4	13	.	.	.	1	2	1-0	.	.	.
62	Jacob Tuioti	7	3	10	13	0.5-1	.	.	.	2	.	.	1	.
6	Jabril Williams	8	10	1	11	.	.	.	.	1	.	.	.	.
96	Dillon Stowers	8	4	6	10	0.5-0	.	.	.	1	.	.	.	.
17	Jaxon Hammond	8	8	.	8	.	.	.	3	.	.	.	.	.
21	Baylor Newsom	7	2	4	6	.	.	.	.	.	.	.	.	.
47	Noah Nixon	8	4	2	6	.	.	.	.	1	.	.	.	.
13	Caleb Williams	8	2	3	5	.	.	.	.	.	.	.	.	.
42	Elijah Walton	7	1	4	5	.	.	.	.	.	.	1	.	.
91	Sean Donovan	3	1	4	5	1-2	0.5-1	.	.	.	.	.	.	.
94	Javon Smith	5	4	1	5	0.5-0	.	.	.	.	.	.	.	.
52	Kody Harris-Miller	2	2	1	3	.	.	.	.	.	.	.	.	.
55	Owen Walter	8	2	.	2	.	.	.	.	.	.	.	.	.
22	Larry Pickett Jr.	6	1	1	2	.	.	.	.	.	.	.	.	.
97	Cael Newton	4	.	2	2	1-1	0.5-0	.	.	.	.	.	.	.
95	Matt Gemma	6	.	2	2	0.5-1	.	.	.	.	.	.	.	.
48	Bryson Banks	6	1	1	2	.	.	.	.	.	.	.	.	.
8	Julian Porter	6	2	.	2	.	.	.	.	.	.	.	.	.
16	Zane Tallman	8	1	1	2	.	.	.	.	.	.	.	.	.
1	Anderson Britton	8	1	.	1	.	.	.	.	.	1-0	.	.	.
15	Noah Short	8	1	.	1	.	.	.	.	.	.	.	.	.
3	Cale Hellums	8	1	.	1	.	.	.	.	.	.	.	.	.
74	Teddy Williams	8	1	.	1	.	.	.	.	.	.	.	.	.
2	Aden Self	8	.	1	1	.	.	.	.	.	.	.	.	.
84	Brady Anderson	8	1	.	1	.	.	.	.	.	.	.	.	.
56	Nick Buchys	3	.	1	1	.	.	.	.	.	.	.	.	.
95	Dawson Jones	7	.	.	.	.	.	.	.	.	.	.	.	.
<b>Totals</b>		<b>8</b>	<b>291</b>	<b>194</b>	<b>485</b>	<b>32-106</b>	<b>9-54</b>	<b>6-31</b>	<b>23</b>	<b>24</b>	<b>5-0</b>	<b>9</b>	<b>1</b>	<b>0</b>
Opponents		8	327	328	655	34-85	4-22	3-69	4	19	5-20	6	1	0



2025-26 Army West Point Football  
Games Played  
All games

Page 1/3  
as of Nov 04, 2025

##	Player	GP-GS	TSU	KState	UNT	ECU	UAB	CLT	Tulane	USAFA
1	Zach Mundell	1/0	...	...	...	...	XXX	...	...	...
1	Anderson Britton	8/0	XXX	XXX	XXX	XXX	XXX	XXX	XXX	XXX
1	Harrison Mass	0/0	...	...	...	...	...	...	...	...
2	Aden Self	8/0	XXX	XXX	XXX	XXX	XXX	XXX	XXX	XXX
3	Cale Hellums	8/5	XXX	START	START	XXX	XXX	START	START	START
3	Stephen Nnadozie	8/1	XXX	XXX	XXX	START	XXX	XXX	XXX	XXX
4	Liam Fortner	6/1	...	START	XXX	XXX	XXX	...	XXX	XXX
4	CJ Martin	6/0	XXX	XXX	XXX	XXX	...	XXX	XXX	...
4	Nathan Adejokun	0/0	...	...	...	...	...	...	...	...
5	Jarel Dickson	0/0	...	...	...	...	...	...	...	...
5	Justin Weaver	6/5	START	START	START	START	START	XXX	...	...
6	Jabril Williams	8/3	XXX	XXX	XXX	XXX	XXX	START	START	START
6	Bryson Luter	0/0	...	...	...	...	...	...	...	...
7	Jaydan Mayes	8/8	START	START	START	START	START	START	START	START
7	Godspower Nwawuihe	1/0	...	...	...	...	...	...	...	XXX
7	JD Sparks	0/0	...	...	...	...	...	...	...	...
8	Hayden Reed	7/7	START	START	START	START	START	START	...	START
8	Jaylen Jones	0/0	...	...	...	...	...	...	...	...
8	Julian Porter	6/0	XXX	...	...	XXX	XXX	XXX	XXX	XXX
9	Rob Houston	3/0	XXX	XXX	...	...	...	...	XXX	...
9	Ethan Washington	0/0	...	...	...	...	...	...	...	...
10	Dewayne Coleman	5/3	START	...	XXX	START	START	XXX	...	...
10	Cole Searight	8/0	XXX	XXX	XXX	XXX	XXX	XXX	XXX	XXX
11	Tobi Olawole	6/2	...	...	XXX	XXX	START	START	XXX	XXX
11	David Thom-Rogers	0/0	...	...	...	...	...	...	...	...
13	Caleb Williams	8/0	XXX	XXX	XXX	XXX	XXX	XXX	XXX	XXX
13	Blake Owen	0/0	...	...	...	...	...	...	...	...
14	Gavin Shields	8/8	START	START	START	START	START	START	START	START
15	Noah Short	8/8	START	START	START	START	START	START	START	START
16	Trey Tremba	1/0	XXX	...	...	...	...	...	...	...
16	Landin Hoepfner	0/0	...	...	...	...	...	...	...	...
16	Zane Tallman	8/0	XXX	XXX	XXX	XXX	XXX	XXX	XXX	XXX
17	Jaxon Hammond	8/0	XXX	XXX	XXX	XXX	XXX	XXX	XXX	XXX
18	Brady Mott	8/0	XXX	XXX	XXX	XXX	XXX	XXX	XXX	XXX
18	Devan Moss	0/0	...	...	...	...	...	...	...	...
19	Sabastian Shannon	6/0	XXX	...	XXX	XXX	XXX	XXX	...	XXX
20	Casey Larkin	8/8	START	START	START	START	START	START	START	START
20	Tim Kloska	1/0	...	...	XXX	...	...	...	...	...
21	Baylor Newsom	7/0	...	XXX	XXX	XXX	XXX	XXX	XXX	XXX
22	Larry Pickett Jr.	6/0	XXX	XXX	XXX	XXX	...	XXX	...	XXX
22	BJ Alleyne	0/0	...	...	...	...	...	...	...	...
23	Lloyd Benson III	8/0	XXX	XXX	XXX	XXX	XXX	XXX	XXX	XXX
23	Max Phenicie	0/0	...	...	...	...	...	...	...	...
25	Ish Taylor	3/0	...	...	XXX	XXX	...	XXX	...	...
25	Stratton Fuller	0/0	...	...	...	...	...	...	...	...
26	David Clerk	4/0	...	XXX	XXX	XXX	XXX	...	...	...
26	Elijah Easley	0/0	...	...	...	...	...	...	...	...
27	Samari Howard	8/8	START	START	START	START	START	START	START	START
27	JT Poynton	0/0	...	...	...	...	...	...	...	...
28	Jayden Walker	0/0	...	...	...	...	...	...	...	...
28	Brian Barton	0/0	...	...	...	...	...	...	...	...
29	Briggs Bartosh	7/0	...	XXX	XXX	XXX	XXX	XXX	XXX	XXX
29	Kai Woolfolk	0/0	...	...	...	...	...	...	...	...
30	Collin Matteson	7/7	START	START	START	...	START	START	START	START
31	Charlie Barnett	0/0	...	...	...	...	...	...	...	...
31	Caden Brungard	0/0	...	...	...	...	...	...	...	...
32	Christopher Williams	8/0	XXX	XXX	XXX	XXX	XXX	XXX	XXX	XXX
32	Stroman Bridges	0/0	...	...	...	...	...	...	...	...
33	Jake Rendina	7/0	XXX	XXX	...	XXX	XXX	XXX	XXX	XXX
33	Kayvion Freeman	0/0	...	...	...	...	...	...	...	...





2025-26 Army West Point Football  
Games Played  
All games

Page 2/3  
as of Nov 04, 2025

##	Player	GP-GS	TSU	KState	UNT	ECU	UAB	CLT	Tulane	USAFA
34	Carson Smith	7/1	XXX	XXX	XXX	XXX	XXX	XXX	START	...
34	Victor Afolabi	0/0	...	...	...	...	...	...	...	...
36	Isaiah Birl	1/0	...	...	...	...	...	XXX	...	...
36	Demani Stewart	0/0	...	...	...	...	...	...	...	...
37	Daniel Ogordi	0/0	...	...	...	...	...	...	...	...
37	Ian Cline	0/0	...	...	...	...	...	...	...	...
38	Cooper Allan	7/0	XXX	XXX	XXX	...	XXX	XXX	XXX	XXX
38	Brennan Fisher	0/0	...	...	...	...	...	...	...	...
38	Nolan Johnson	0/0	...	...	...	...	...	...	...	...
39	Chace Knox	0/0	...	...	...	...	...	...	...	...
39	AJ Barbat	0/0	...	...	...	...	...	...	...	...
39	Harrison Orr	0/0	...	...	...	...	...	...	...	...
40	Eric Ford	8/8	START	START	START	START	START	START	START	START
40	Tucker James	0/0	...	...	...	...	...	...	...	...
42	Elijah Walton	7/0	XXX	...	XXX	XXX	XXX	XXX	XXX	XXX
42	Jaden Pydyn	0/0	...	...	...	...	...	...	...	...
43	Khaled Waliagha	0/0	...	...	...	...	...	...	...	...
44	Jake Lindsey	6/0	XXX	...	XXX	XXX	...	XXX	XXX	XXX
44	Parker Poloskey	8/8	START	START	START	START	START	START	START	START
45	Campbell Sager	0/0	...	...	...	...	...	...	...	...
45	Adam Buffington	0/0	...	...	...	...	...	...	...	...
46	James Wagenseller	7/0	XXX	XXX	...	XXX	XXX	XXX	XXX	XXX
46	Nick McGlynn	0/0	...	...	...	...	...	...	...	...
46	Mason Smith	0/0	...	...	...	...	...	...	...	...
47	Noah Nixon	8/0	XXX	XXX	XXX	XXX	XXX	XXX	XXX	XXX
48	Bryson Banks	6/0	...	...	XXX	XXX	XXX	XXX	XXX	XXX
49	Christian Yousefzadeh	7/0	...	XXX	XXX	XXX	XXX	XXX	XXX	XXX
50	Braden Bartosh	7/0	XXX	XXX	XXX	...	XXX	XXX	XXX	XXX
50	Jackson Weingart	0/0	...	...	...	...	...	...	...	...
51	Andon Thomas	8/8	START	START	START	START	START	START	START	START
51	Brady Small	8/8	START	START	START	START	START	START	START	START
52	Kody Harris-Miller	2/2	START	...	...	...	...	...	...	START
52	Mack O'Halloran	0/0	...	...	...	...	...	...	...	...
53	Kalib Fortner	8/8	START	START	START	START	START	START	START	START
53	James Bland	0/0	...	...	...	...	...	...	...	...
53	JB Cook	0/0	...	...	...	...	...	...	...	...
54	Tanner Bivins	1/0	...	...	...	...	...	...	XXX	...
54	Carson Daniell	0/0	...	...	...	...	...	...	...	...
55	Owen Walter	8/0	XXX	XXX	XXX	XXX	XXX	XXX	XXX	XXX
55	Jacob Mainord	0/0	...	...	...	...	...	...	...	...
56	Tyler Lee	3/0	...	XXX	...	...	XXX	XXX	...	...
56	Nick Buchys	3/0	...	...	...	...	XXX	XXX	...	XXX
57	Nick Moore	0/0	...	...	...	...	...	...	...	...
57	Sam Zagame	0/0	...	...	...	...	...	...	...	...
57	Dominic Bruce	0/0	...	...	...	...	...	...	...	...
58	Henry Appleton	8/8	START	START	START	START	START	START	START	START
58	Jacob Hinton	0/0	...	...	...	...	...	...	...	...
58	Jaquavious Moss	0/0	...	...	...	...	...	...	...	...
59	Will Jeffcoat	8/8	START	START	START	START	START	START	START	START
59	Xavier Ryan	0/0	...	...	...	...	...	...	...	...
60	Sam Waters	0/0	...	...	...	...	...	...	...	...
62	Jacob Tuioti	7/6	XXX	START	START	START	START	START	START	...
62	Will Mack	0/0	...	...	...	...	...	...	...	...
63	Ben Britton	0/0	...	...	...	...	...	...	...	...
64	Brandon Wraalstad	0/0	...	...	...	...	...	...	...	...
64	Christopher Broberg	0/0	...	...	...	...	...	...	...	...
65	Zach Tomosovich	0/0	...	...	...	...	...	...	...	...
66	Drew Prieto	0/0	...	...	...	...	...	...	...	...
66	Gregory Meidl	0/0	...	...	...	...	...	...	...	...
67	Wes Shaw	0/0	...	...	...	...	...	...	...	...



2025-26 Army West Point Football  
Games Played  
All games

Page 3/3  
as of Nov 04, 2025

##	Player	GP-GS	TSU	KState	UNT	ECU	UAB	CLT	Tulane	USAFA
67	Ryan Snipes	0/0	...	...	...	...	...	...	...	...
68	Josh Manecke	0/0	...	...	...	...	...	...	...	...
68	Kieran Garris	0/0	...	...	...	...	...	...	...	...
69	Miles Hagan	0/0	...	...	...	...	...	...	...	...
70	Braeden Helmkamp	0/0	...	...	...	...	...	...	...	...
71	Paolo Gennarelli	8/8	START	START	START	START	START	START	START	START
72	Lane Parks	7/0	XXX	XXX	XXX	...	XXX	XXX	XXX	XXX
73	Ned Brady	5/0	XXX	...	XXX	...	...	XXX	XXX	XXX
73	Ben Konopka	0/0	...	...	...	...	...	...	...	...
74	Teddy Williams	8/8	START	START	START	START	START	START	START	START
75	Kyle Kloska	1/0	...	...	...	...	XXX	...	...	...
76	Max Stober	0/0	...	...	...	...	...	...	...	...
76	Tim Savchuk	0/0	...	...	...	...	...	...	...	...
77	Chuck Johnson	0/0	...	...	...	...	...	...	...	...
77	Kyle Baltazar	0/0	...	...	...	...	...	...	...	...
78	Xavier Archawski	7/0	XXX	XXX	XXX	...	XXX	XXX	XXX	XXX
79	Jonah Zimmerman	0/0	...	...	...	...	...	...	...	...
79	Jack Manning	0/0	...	...	...	...	...	...	...	...
80	Brian Dyer	7/0	XXX	XXX	XXX	XXX	XXX	XXX	XXX	...
81	Kofi Eduful	0/0	...	...	...	...	...	...	...	...
82	Brian Ray III	0/0	...	...	...	...	...	...	...	...
83	Kurt Thompson	5/0	XXX	XXX	XXX	XXX	...	XXX	...	...
83	William Brockmeier	0/0	...	...	...	...	...	...	...	...
84	CJ Bowens	0/0	...	...	...	...	...	...	...	...
84	Brady Anderson	8/5	START	XXX	START	START	XXX	XXX	START	START
85	Noah Prior	5/0	XXX	...	XXX	...	XXX	XXX	...	XXX
85	Xander Walker	0/0	...	...	...	...	...	...	...	...
86	Tex Brannan	8/0	XXX	XXX	XXX	XXX	XXX	XXX	XXX	XXX
86	Jacob Cotterill	0/0	...	...	...	...	...	...	...	...
87	James Rothstein	1/0	...	...	...	...	...	...	...	XXX
87	Jadon Bumbaugh	0/0	...	...	...	...	...	...	...	...
88	Donovan Poe	0/0	...	...	...	...	...	...	...	...
88	Jakiel Kendricks	0/0	...	...	...	...	...	...	...	...
89	Kavon Pointer	6/0	XXX	XXX	...	...	XXX	XXX	XXX	XXX
89	Dean Gee, Jr	0/0	...	...	...	...	...	...	...	...
90	Amir Ali	0/0	...	...	...	...	...	...	...	...
90	Bryson Hosea	0/0	...	...	...	...	...	...	...	...
90	Joshua Greer	0/0	...	...	...	...	...	...	...	...
91	Sean Donovan	3/0	...	...	...	...	XXX	XXX	XXX	...
91	Charles Daly	0/0	...	...	...	...	...	...	...	...
91	Joey Scardina	0/0	...	...	...	...	...	...	...	...
92	Jack Latore	8/8	START	START	START	START	START	START	START	START
92	Abram Edwards	0/0	...	...	...	...	...	...	...	...
93	Grayson Baker	0/0	...	...	...	...	...	...	...	...
93	Andrew Astone	0/0	...	...	...	...	...	...	...	...
94	Javon Smith	5/0	...	...	XXX	XXX	XXX	XXX	XXX	...
95	Matt Gemma	6/0	...	XXX	XXX	XXX	...	XXX	XXX	XXX
95	Dawson Jones	7/0	XXX	XXX	XXX	...	XXX	XXX	XXX	XXX
96	Dillon Stowers	8/0	XXX	XXX	XXX	XXX	XXX	XXX	XXX	XXX
96	Luca Guerra	0/0	...	...	...	...	...	...	...	...
97	Cael Newton	4/0	...	...	...	...	XXX	XXX	XXX	XXX
97	Jake Hulstein	0/0	...	...	...	...	...	...	...	...
98	Deshontez Gray	8/1	START	XXX	XXX	XXX	XXX	XXX	XXX	XXX
98	Matthew Faulk	0/0	...	...	...	...	...	...	...	...
99	Jack Bousum	8/7	XXX	START	START	START	START	START	START	START



2025-26 Army West Point Football  
Total Tackles Game-by-Game  
All games

Page 1/1  
as of Nov 04, 2025

Total Tackles

Player	S-A	Total	TSU	KState	UNT	ECU	UAB	CLT	Tulane	USAFA
Andon Thomas	44-25	69	9-5	8-1	2-4	6-7	3-2	1-3	6-2	9-1
Kalib Fortner	35-18	53	3-3	3-0	4-2	8-3	2-1	4-3	6-3	5-3
Collin Matteson	31-16	47	4-4	5-0	2-3	DNP	5-2	1-5	4-1	10-1
Casey Larkin	33-13	46	4-4	6-0	5-2	6-1	1-1	3-2	5-0	3-3
Eric Ford	16-15	31	4-4	-	5-2	1-2	-	2-2	1-1	3-4
Gavin Shields	19-6	25	1-1	3-0	2-2	6-2	3-0	1-0	-	3-1
Jack Bousum	7-14	21	1-2	-	0-2	1-3	0-1	2-2	0-2	3-2
Jack Latore	10-10	20	2-2	-	2-0	1-2	2-0	0-1	1-2	2-3
Cole Searight	5-12	17	0-1	0-1	0-2	2-2	1-2	1-2	0-1	1-1
Stephen Nnadozie	9-6	15	1-0	-	4-2	3-2	1-1	-	0-1	-
Jaydan Mayes	9-6	15	0-1	1-2	0-2	1-0	0-1	3-0	4-0	-
Justin Weaver	11-3	14	2-2	1-0	4-0	1-0	1-1	2-0	DNP	DNP
Deshontez Gray	9-4	13	1-0	1-0	3-0	-	0-1	1-0	2-0	1-3
Jacob Tuioti	3-10	13	-	-	0-3	2-2	0-2	0-1	1-2	DNP
Jabril Williams	10-1	11	-	-	5-0	2-0	-	0-1	3-0	-
Dillon Stowers	4-6	10	0-2	-	2-1	0-1	1-0	-	0-1	1-1
Jaxon Hammond	8-0	8	1-0	1-0	-	-	2-0	-	3-0	1-0
Noah Nixon	4-2	6	-	-	0-1	1-1	3-0	-	-	-
Baylor Newsom	2-4	6	DNP	-	-	0-1	1-3	-	1-0	-
Javon Smith	4-1	5	DNP	DNP	-	0-1	2-0	2-0	-	DNP
Caleb Williams	2-3	5	0-1	-	-	-	0-1	2-0	0-1	-
Elijah Walton	1-4	5	-	DNP	0-1	-	1-2	-	0-1	-
Sean Donovan	1-4	5	DNP	DNP	DNP	DNP	-	0-2	1-2	DNP
Kody Harris-Miller	2-1	3	0-1	DNP	DNP	DNP	DNP	DNP	DNP	2-0
Julian Porter	2-0	2	-	DNP	DNP	-	1-0	-	-	1-0
Owen Walter	2-0	2	-	-	-	-	1-0	-	1-0	-
Zane Tallman	1-1	2	-	-	-	-	0-1	1-0	-	-
Larry Pickett Jr.	1-1	2	0-1	-	-	-	DNP	1-0	DNP	-
Bryson Banks	1-1	2	DNP	DNP	-	0-1	-	1-0	-	-
Matt Gemma	0-2	2	DNP	-	0-1	0-1	DNP	-	-	-
Cael Newton	0-2	2	DNP	DNP	DNP	DNP	-	0-2	-	-
Anderson Britton	1-0	1	-	-	1-0	-	-	-	-	-
Cale Hellums	1-0	1	-	-	1-0	-	-	-	-	-
Noah Short	1-0	1	1-0	-	-	-	-	-	-	-
Teddy Williams	1-0	1	1-0	-	-	-	-	-	-	-
Brady Anderson	1-0	1	-	-	1-0	-	-	-	-	-
Aden Self	0-1	1	0-1	-	-	-	-	-	-	-
Nick Buchys	0-1	1	DNP	DNP	DNP	DNP	-	-	DNP	0-1





2025-26 Army West Point Football  
Returns Game-by-Game  
All games

Page 1/1  
as of Nov 04, 2025

**Punt Returns**

Player	No-Yds	TSU	KState	UNT	ECU	UAB	CLT	Tulane	USAFA
Lloyd Benson III	6-78	3-60	-	-	1-0	1--2	1-20	-	-
Aden Self	1-0	-	1-0	-	-	-	-	-	-

**Kick Returns**

Player	No-Yds	TSU	KState	UNT	ECU	UAB	CLT	Tulane	USAFA
Lloyd Benson III	2-37	1-17	-	-	-	1-20	-	-	-

**Interceptions Returns**

Player	No-Yds	TSU	KState	UNT	ECU	UAB	CLT	Tulane	USAFA
Gavin Shields	2-21	-	-	-	-	1-21	-	-	1-0
Casey Larkin	2-0	-	-	-	-	-	-	1-0	1-0
Collin Matteson	1-8	-	1-8	-	DNP	-	-	-	-
Stephen Nnadozie	1-2	-	-	-	1-2	-	-	-	-

**Fumble Returns**

Player	No-Yds	TSU	KState	UNT	ECU	UAB	CLT	Tulane	USAFA
Anderson Britton	1-0	-	-	-	-	1-0	-	-	-
Stephen Nnadozie	1-0	-	-	-	-	-	1-0	-	-
Eric Ford	1-0	-	-	-	1-0	-	-	-	-
Kalib Fortner	1-0	-	-	1-0	-	-	-	-	-
Deshontez Gray	1-0	-	-	-	-	-	-	-	1-0



**2025-26 Army West Point Football**  
**Sacks Game-by-Game**  
**All games**

Page 1/1  
as of Nov 04, 2025

Player	UA-A	Total	TSU	KState	UNT	ECU	UAB	CLT	Tulane	USAFA
Cole Searight	2-0	2	-	-	-	-	1-7	-	-	1-6
Eric Ford	2-0	2	1-4	-	-	-	-	1-6	-	-
Jack Bousum	2-0	2	-	-	-	-	-	1-8	-	1-8
Gavin Shields	1-0	1	-	-	-	1-8	-	-	-	-
Kalib Fortner	1-0	1	1-6	-	-	-	-	-	-	-
Sean Donovan	0-1	0.5	DNP	DNP	DNP	DNP	-	0.5-1	-	DNP
Cael Newton	0-1	0.5	DNP	DNP	DNP	DNP	-	0.5-0	-	-



**2025-26 Army West Point Football**  
**Tackles For Loss Game-by-Game**  
**All games**

Page 1/1  
as of Nov 04, 2025

Player	UA-A	Total	TSU	KState	UNT	ECU	UAB	CLT	Tulane	USAFA
Kalib Fortner	6-2	7.0	1.5-6	2.0-2	-	1.5-4	-	1.0-3	-	1.0-2
Jack Bousum	4-3	5.5	1.5-3	-	0.5-1	-	0.5-1	2.0-9	-	1.0-8
Eric Ford	4-1	4.5	2.0-7	-	-	1.5-12	-	1.0-6	-	-
Cole Searight	2-2	3.0	-	-	-	0.5-1	1.0-7	0.5-1	-	1.0-6
Gavin Shields	2-1	2.5	-	-	-	1.5-9	-	-	-	1.0-1
Casey Larkin	2-0	2.0	-	-	1.0-4	-	-	-	-	1.0-4
Andon Thomas	2-0	2.0	1.0-1	-	-	-	-	-	-	1.0-1
Sean Donovan	0-2	1.0	DNP	DNP	DNP	DNP	-	0.5-1	0.5-1	DNP
Jack Latore	0-2	1.0	-	-	-	0.5-1	-	-	0.5-0	-
Cael Newton	0-2	1.0	DNP	DNP	DNP	DNP	-	1.0-1	-	-
Collin Matteson	0-1	0.5	0.5-1	-	-	DNP	-	-	-	-
Jacob Tuioti	0-1	0.5	-	-	-	-	0.5-1	-	-	DNP
Javon Smith	0-1	0.5	DNP	DNP	-	0.5-0	-	-	-	DNP
Matt Gemma	0-1	0.5	DNP	-	0.5-1	-	DNP	-	-	-
Dillon Stowers	0-1	0.5	0.5-0	-	-	-	-	-	-	-





2025-26 Army West Point Football  
Fumbles Game-by-Game  
All games

Page 1/1  
as of Nov 04, 2025

**Fumbles**

Player	No-Lost	TSU	KState	UNT	ECU	UAB	CLT	Tulane	USAFA
Dewayne Coleman	3-1	1-0	DNP	1-0	1-1	-	-	DNP	DNP
Cale Hellums	2-1	-	-	1-1	-	-	-	1-0	-
Hayden Reed	2-2	1-1	-	-	-	-	1-1	DNP	-
Noah Short	1-1	-	-	1-1	-	-	-	-	-
Lloyd Benson III	1-0	-	-	-	-	1-0	-	-	-
Briggs Bartosh	1-0	DNP	-	-	-	-	-	1-0	-

**Fumbles Forced**

Player	Number	TSU	KState	UNT	ECU	UAB	CLT	Tulane	USAFA
Cole Searight	2	-	-	-	1	-	-	-	1
Eric Ford	2	1	-	-	1	-	-	-	-
Stephen Nnadozie	1	-	-	1	-	-	-	-	-
Justin Weaver	1	-	-	-	-	-	1	DNP	DNP
Elijah Walton	1	-	DNP	-	-	1	-	-	-
Kalib Fortner	1	-	-	-	-	-	1	-	-
Jack Bousum	1	-	-	-	-	-	-	-	1

**Fumbles Recovered**

Player	Number	TSU	KState	UNT	ECU	UAB	CLT	Tulane	USAFA
Anderson Britton	1	-	-	-	-	1	-	-	-
Stephen Nnadozie	1	-	-	-	-	-	1	-	-
Eric Ford	1	-	-	-	1	-	-	-	-
Kalib Fortner	1	-	-	1	-	-	-	-	-
Deshontez Gray	1	-	-	-	-	-	-	-	1



2025-26 Army West Point Football  
Passing Game-by-Game  
All games

Page 1/1  
as of Nov 04, 2025

#3 Cale Hellums	Comp	Att	Int	Pct	Yards	TD	Long	Sacked	Effic.
Tarleton St.	1	4	0	25.0	2	0	2	0-0	29.2
Kansas St.	7	11	0	63.6	43	1	18	0-0	126.5
North Texas	0	2	1	0.0	0	0	0	1-4	-100.0
East Carolina	1	3	0	33.3	13	0	13	0-0	69.7
UAB	1	3	0	33.3	41	0	41	0-0	148.1
Charlotte	2	4	0	50.0	50	0	44	0-0	155.0
Tulane	7	10	0	70.0	125	0	39	1-3	175.0
Air Force	5	9	0	55.6	102	1	42	0-0	187.4
<b>Totals</b>	<b>24</b>	<b>46</b>	<b>1</b>	<b>52.2</b>	<b>376</b>	<b>2</b>	<b>44</b>	<b>2-7</b>	<b>130.8</b>

#10 Dewayne Coleman	Comp	Att	Int	Pct	Yards	TD	Long	Sacked	Effic.
Tarleton St.	7	12	2	58.3	129	0	35	0-0	115.3
North Texas	6	11	0	54.5	101	2	68	0-0	191.7
East Carolina	5	9	0	55.6	36	0	13	1-7	89.2
UAB	1	1	0	100.0	7	0	7	1-8	158.8
Charlotte	0	2	0	0.0	0	0	0	0-0	0.0
<b>Totals</b>	<b>19</b>	<b>35</b>	<b>2</b>	<b>54.3</b>	<b>273</b>	<b>2</b>	<b>68</b>	<b>2-15</b>	<b>127.2</b>

#15 Noah Short	Comp	Att	Int	Pct	Yards	TD	Long	Sacked	Effic.
Kansas St.	1	1	0	100.0	52	0	52	0-0	536.8
<b>Totals</b>	<b>1</b>	<b>1</b>	<b>0</b>	<b>100.0</b>	<b>52</b>	<b>0</b>	<b>52</b>	<b>0-0</b>	<b>536.8</b>



2025-26 Army West Point Football  
Red-Zone Results  
All games

Page 1/1  
as of Nov 04, 2025

Army West Point Inside Opponent Red-Zone

Date	Opponent	Score	Times	Times	Total				Rush	Pass	FGs	Failed to score inside RZ				
			In RZ	Scored	Pts	TDs	TDs	TDs	TDs	TDs	Made	FGA	Down	Int	Fumb	Half Game
08/29/2025	Tarleton St.	L 27-30	4	2	10	1	1	0	1	1	1	2	0	1	0	0
09/06/2025	at Kansas St.	W 24-21	4	4	24	3	2	1	1	1	1	1	0	0	0	0
09/20/2025	North Texas	L 38-45	4	3	17	2	1	1	1	1	1	1	1	0	0	0
09/25/2025	at East Carolina	L 6-28	2	1	6	1	1	0	0	0	0	0	1	0	0	0
10/04/2025	at UAB	W 31-13	4	4	28	4	4	0	0	0	0	0	0	0	0	0
10/11/2025	Charlotte	W 24-7	4	3	21	3	3	0	0	0	0	1	0	0	0	0
10/18/2025	at Tulane	L 17-24	2	2	14	2	2	0	0	0	0	0	0	0	0	0
11/01/2025	at Air Force	W 20-17	2	2	10	1	1	0	1	1	1	1	0	0	0	0
Totals 21 of 26 (80.8%)			26	21	130	17	15	2	4	6	2	1	0	0	0	0

Opponents Inside Army West Point Red-Zone

Date	Opponent	Score	Times	Times	Total				Rush	Pass	FGs	Failed to score inside RZ				
			In RZ	Scored	Pts	TDs	TDs	TDs	TDs	TDs	Made	FGA	Down	Int	Fumb	Half Game
08/29/2025	Tarleton St.	L 27-30	6	6	30	3	2	1	3	3	3	3	0	0	0	0
09/06/2025	Kansas St.	W 24-21	2	2	6	0	0	0	0	2	2	2	0	0	0	0
09/20/2025	North Texas	L 38-45	6	6	38	5	4	1	1	1	1	1	0	0	0	0
09/25/2025	East Carolina	L 6-28	4	2	14	2	1	1	0	0	0	0	1	0	1	0
10/04/2025	UAB	W 31-13	3	2	13	2	1	1	0	1	0	1	0	0	0	0
10/11/2025	Charlotte	W 24-7	2	1	7	1	0	1	0	0	0	0	1	0	0	0
10/18/2025	Tulane	L 17-24	3	2	10	1	0	1	1	1	1	1	1	0	0	0
11/01/2025	Air Force	W 20-17	4	2	14	2	2	0	0	0	0	0	0	1	1	0
Totals 23 of 30 (76.7%)			30	23	132	16	10	6	7	8	3	1	2	0	0	0



2025-26 Army West Point Football  
Tackles Breakdown  
All games

Page 1/2  
as of Nov 04, 2025

All Tackles

Player	Total	Rush	Pass	Sack	KO	Punt	Int	Fumb	FF	Other
Andon Thomas	69	0	0	2	0	0	0	0	0	67
Kalib Fortner	53	0	0	7	0	0	0	0	0	46
Collin Matteson	47	0	0	0.5	0	0	0	0	0	46.5
Casey Larkin	46	0	0	2	0	0	0	0	0	44
Eric Ford	31	0	0	4.5	0	0	0	0	0	26.5
Gavin Shields	25	0	0	2.5	0	0	0	0	0	22.5
Jack Bousum	21	0	0	5.5	0	0	0	0	0	15.5
Jack Latore	20	0	0	1	0	0	0	0	0	19
Cole Searight	17	0	0	3	0	0	0	0	0	14
Jaydan Mayes	15	0	0	0	0	0	0	0	0	15
Stephen Nnadozie	15	0	0	0	0	0	0	0	0	15
Justin Weaver	14	0	0	0	0	0	0	0	0	14
Deshontez Gray	13	0	0	0	0	0	0	0	0	13
Jacob Tuioti	13	0	0	0.5	0	0	0	0	0	12.5
Jabril Williams	11	0	0	0	0	0	0	0	0	11
Dillon Stowers	10	0	0	0.5	0	0	0	0	0	9.5
Jaxon Hammond	8	0	0	0	0	0	0	0	0	8
Baylor Newsom	6	0	0	0	0	0	0	0	0	6
Noah Nixon	6	0	0	0	0	0	0	0	0	6
Caleb Williams	5	0	0	0	0	0	0	0	0	5
Elijah Walton	5	0	0	0	0	0	0	0	0	5
Sean Donovan	5	0	0	1	0	0	0	0	0	4
Javon Smith	5	0	0	0.5	0	0	0	0	0	4.5
Kody Harris-Miller	3	0	0	0	0	0	0	0	0	3
Owen Walter	2	0	0	0	0	0	0	0	0	2
Larry Pickett Jr.	2	0	0	0	0	0	0	0	0	2
Cael Newton	2	0	0	1	0	0	0	0	0	1
Matt Gemma	2	0	0	0.5	0	0	0	0	0	1.5
Bryson Banks	2	0	0	0	0	0	0	0	0	2
Julian Porter	2	0	0	0	0	0	0	0	0	2
Zane Tallman	2	0	0	0	0	0	0	0	0	2
Anderson Britton	1	0	0	0	0	0	0	0	0	1
Noah Short	1	0	0	0	0	0	0	0	0	1
Cale Hellums	1	0	0	0	0	0	0	0	0	1
Teddy Williams	1	0	0	0	0	0	0	0	0	1
Aden Self	1	0	0	0	0	0	0	0	0	1
Brady Anderson	1	0	0	0	0	0	0	0	0	1
Nick Buchys	1	0	0	0	0	0	0	0	0	1
Total	485	0	0	32	0	0	0	0	0	453

Rushing Tackles

Player	No.
Total	0

Passing Tackles

Player	No.
Total	0





2025-26 Army West Point Football  
Tackles Breakdown  
All games

Page 2/2  
as of Nov 04, 2025

Special Teams Tackles

Player	Total	KO	Punt
Total	0	0	0

Kickoff return Tackles

Player	No.
Total	0

Punt Return Tackles

Player	No.
Total	0