ARMY WEST POINT®

WOMEN'S BASKETBALL

ARMY WEST POINT BLACK KNIGHTS
5-1 (0-0 PATRIOT LEAGUE)

EASTERN KENTUCKY COLONELS
6-1 (0-0 ASUN)

SATURDAY, NOV. 29 | 12 P.M. | RICHMOND, KY. | BAPTIST HEALTH ARENA (6,500)

ARMY ON THE AIR

ESPN+

Play-by-Play: Wes Chandler
Analyst: Kent Miller

2025-26 SCHEDULE

Overall: 5-1 | Patriot League: 0-0 | Non-Conference: 5-1
Home: 3-0 | Road 2-1 | Neutral: 0-0

Date	Opponent	Watch	Time/Result
NOVEMBER (5-1)			
3	**Pace**	**ESPN+**	**W, 86-50**
8	St. Thomas	SLN	W, 67-61
13	**Siena**	**ESPN+**	**W, 67-52**
16	Oregon	B1G+	L, 55-80
20	**New Hampshire**	**ESPN+**	**W, 63-44**
22	Saint Francis	NEC FR	82-50
29	Eastern Kentucky	ESPN+	12 p.m.
DECEMBER (0-0)			
3	Saint Peter's	ESPN+	11 a.m.
6	**UMass**	**EPSN+**	**2 p.m.**
9	Cornell	ESPN+	7 p.m.
29	**Howard**	**ESPN+**	**12 p.m.**
31	**Lehigh***	**ESPN+**	**1 p.m.**
JANUARY (0-0)			
3	Colgate*	ESPN+	2 p.m.
7	Loyola Maryland*	ESPN+	7 p.m.
10	**Boston***	**ESPN+**	**1 p.m.**
14	**Holy Cross***	**ESPN+**	**5 p.m.**
17	American*	ESPN+	1 p.m.
21	**Bucknell***	**ESPN+**	**6 p.m.**
24	Navy*	CBSSN	11 a.m.
28	Lehigh*	ESPN+	6 p.m.
31	Holy Cross*	ESPN+	2 p.m.
FEBRUARY (0-0)			
4	**Colgate***	**ESPN+**	**11 a.m.**
7	Lafayette*	ESPN+	2 p.m.
11	Boston U.*	ESPN+	6 p.m.
14	**American***	**ESPN+**	**1 p.m.**
21	**Navy*$**	**CBSSN**	**11 a.m.**
28	**Lafayette***	**ESPN+**	**1 p.m.**
MARCH (0-0)			
4	Bucknell	ESPN+	6 p.m.
7-15	Patriot League Tournament+		ESPN+

*Patriot League Opponent | $Star Series Presented by USAA
+Higher Seeds Host | **Home** | Away

BLACK KNIGHTS NOTES

A NEW ERA OF ARMY WOMEN'S BASKETBALL

• On May 22, 2025, Army West Point Athletics announced the hiring of Katie Kuester as the 10th head coach of the Army West Point women's basketball program.
• A rising star in collegiate coaching, Kuester comes to West Point after a decade-long tenure on the Saint Joseph's coaching staff, where she also played for four seasons from 2008-12.
• Joining Kuester on the bench this season will be associate head coach Maggie Gallagher and assistant coaches Amber Raisner, Mary Sheehan and Janelle Danielson.

A WIN WOULD...

• Give Army six wins in the month of Novemeber for the second consecutive season. Last year Army was 6-1 in the opening month of play.
• Move Army to 6-0 this season against teams from non-power conferences. The Black Knights only loss so far came on the road against Big Ten foe Oregon.
• Give Army its third road win of the season. Last year the Black Knights went 12-5 on the road.

BUILDING ON SUCCESS

• Army won 25 games last year en route to a trip to the Patriot League Tournament championship game and a bid to the WNIT, in which Army defeated Bryant in the opening round for the program's first postseason victory.
• Trinity Hardy, Reese Ericson and Fiona Hastick were all named to the All-Patriot League teams following the season. Hardy now serves as a manager for the WBB team, and will graduarte on Decemeber 19.

ROSTER STABILITY

• In an era of roster turnover, Army is returning 10 players from last year's squad and nearly its entire starting lineup.
• Army returners combined for 132 starts last season. Additionally, the Black Knight have just one senior on this year's squad – Reese Ericson.

THE COACHES

ARMY WEST POINT..... Katie Kuester
Record at Army.....5-1 (1st Season)
Overall Record .....Same

EKU ..... Greg Todd
Record at EKY .....6-1 (1st Season)
Overall Record ... 344-225 (20th Season)

SERIES HISTORY

ALL-TIME RECORD: 0-1
LAST MATCHUP: 12/18/2022 @ARMY
LAST ARMY WIN: N/A
LAST EKU WIN: 12/18/2022, 83-62

THE NUMBERS

2 Army was selected second in the Patriot League Preseason Coaches Poll, while also receiving two first-place votes. It's the highest Army has been ranked in a preseason poll since the 2017-18 season (tied for first).

5 Kya Smith ranks sixth in the country in field goal percentage at 70.2 percent. Her most efficient games this season have come against Pace (6-8) and Oregon (9-10). Against Saint Francis on Saturday, she was 6-10 from the field.

33 Army is 33rd in the country in three pointers per game with 8.7. The Black Knights have made at least seven 3-pointers in every game this season. Army's season-high is 14, which came against Pace in the season opener at Christl Arena.

PROJECTED STARTERS

No.	Name	Pos.	Yr.	GP	GS	FGM	FGA	FG%	3P%	FT%	APG	RPG	PPG
21	Reese Ericson	G	Sr.	6	6	19	46	.413	.385	1.000	4.3	1.2	9.5
3	Brooke Wilson	G	So.	6	6	9	28	.321	.231	.429	4.2	5.0	4.0
20	Camryn Tade	G	Jr.	6	6	26	53	.491	.286	.917	2.6	3.7	11.2
22	Taylor Wilson	F	Jr.	6	6	27	61	.443	.400	.714	1.0	3.2	11.8
30	Kya Smith	F	Jr.	6	6	40	57	.702	.250	.571	2.5	9.8	16.2

COMING OFF THE BENCH

No.	Name	Pos.	Yr.	GP	GS	FGM	FGA	FG%	3P%	FT%	APG	RPG	PPG
2	Audrey Annee	G	So.	5	0	2	8	.250	.286	.000	0.6	0.6	1.2
4	Stella Chartrand	G	So.	6	0	9	22	.409	.357	.500	0.2	1.2	4.7
10	Reaganne Reardon	G	Fr.	6	0	11	34	.324	.167	.875	1.5	3.7	5.2
11	Kelly Cramer	G	Fr.	3	0	0	0	.000	.000	.000	0.0	0.0	0.0
12	Jane Preston	F	Fr.	3	0	1	2	.500	.000	.000	0.0	1.0	0.7
15	Landry Sherrer	G	Fr.	1	0	0	1	.000	.000	.000	1.0	1.0	0.0
23	Sam Tillson	F	So.	--	--	--	--	--	--	--	--	--	--
33	Fiona Hastick	G/F	Jr.	--	--	--	--	--	--	--	--	--	--
35	Soleil Montrose	G	Jr.	6	0	14	27	.519	.533	.500	0.5	2.0	6.2

2025-26 ARMY WOMEN'S BASKETBALL TELEVISION ROSTER

#2 Audrey Annee
5-9 • So. • G
Indianapolis, Ind.

#3 Brooke Wilson
5-9 • So. • G
Bryn Mawr, Pa.

#4 Stella Chartrand
5-9 • So. • G
Atlanta, Ga.

#10 Reganne Reardon
6-1 • Fr. • F
Chicago, Ill.

#11 Kelly Cramer
5-8 • Fr. • G
Ponte Vedra, Fla.

#12 Jane Preston
6-2 • Fr. • F
Berwyn, Pa.

#15 Landry Sherrer
5-8 • Fr. • G
Cappell, Texas

#20 Camryn Tade
5-9 • Jr. • G
Southlake, Texas

#21 Reese Ericson (C)
5-6 • Sr. • G
Lake Oswego, Ore.

#22 Taylor Wilson
5-10 • Jr. • F/G
Bryn Mawr, Pa.

#23 Sam Tillson
6-1 • So. • F
McKinney, Texas

#30 Kya Smith
6-1 • Jr. • F
Lubbock, Texas

#33 Fiona Hastick (C)
5-11 • Jr. • F/G
Reston, Va.

#35 Soleil Montrose
5-10 • Jr. • F/G
Irvine, Calif.

Katie Kuester
Head Coach
First Season

Maggie Gallagher
Assoc. Head Coach
First Season

Amber Raisner
Assistant Coach
First Season

Mary Sheehan
Assistant Coach
First Season

Janelle Harrison
Assistant Coach
First Season

2025-26 ARMY WOMEN'S BASKETBALL ROSTER

NUMERICAL ROSTER

#	Name	Pos.	HT	YR.	Hometown	Previous School
2	Audrey Annee	Guard	5-9	So.	Indianapolis, Ind.	Center Grove
3	Brooke Wilson	Guard	5-9	So.	Bryn Mawr, Pa.	Archbishop John Carroll
4	Stella Chartrand	Guard	5-9	So.	Atlanta, Ga.	The Westminster Schools of Atlanta
10	Reaganne Reardon	Forward	6-1	Fr.	Chicago, Ill.	St. Ignatius College Preparatory School
11	Kelly Cramer	Guard	5-8	Fr.	Ponte Vedra, Fla.	St. Joseph Academy / USMAPS
12	Jane Preston	Forward	6-2	Fr.	Berwyn, Pa.	Conestoga
15	Landry Sherrer	Guard	5-8	Fr.	Coppell, Texas	Coppell
20	Camryn Tade	Guard	5-9	Jr.	Southlake, Texas	Carroll
21	Reese Ericson	Guard	5-6	Sr.	Lake Oswego, Ore.	Lake Oswego
22	Taylor Wilson	Guard/Forward	5-10	Jr.	Bryn Mawr, Pa.	Archbishop John Carroll
23	Sam Tillson	Forward	6-1	So.	McKinney, Texas	McKinney
30	Kya Smith	Forward	6-1	Jr.	Lubbock, Texas	Coronado
33	Fiona Hastick	Forward	5-11	Jr.	Reston, Va.	Paul VI Catholic High School / USMAPS
35	Soleil Montrose	Guard/Forward	5-10	Jr.	Irvine, Calif.	Mater Dei

ALPHABETICAL ROSTER

#	Name	Pos.	HT	YR.	Hometown	Previous School
2	Audrey Annee	Guard	5-9	So.	Indianapolis, Ind.	Center Grove
4	Stella Chartrand	Guard	5-9	So.	Atlanta, Ga.	The Westminster Schools of Atlanta
11	Kelly Cramer	Guard	5-8	Fr.	Ponte Vedra, Fla.	St. Joseph Academy / USMAPS
21	Reese Ericson	Guard	5-6	Sr.	Lake Oswego, Ore.	Lake Oswego
33	Fiona Hastick	Forward	5-11	Jr.	Reston, Va.	Paul VI Catholic High School / USMAPS
35	Soleil Montrose	Guard/Forward	5-10	Jr.	Irvine, Calif.	Mater Dei
12	Jane Preston	Forward	6-2	Fr.	Berwyn, Pa.	Conestoga
10	Reaganne Reardon	Forward	6-1	Fr.	Chicago, Ill.	St. Ignatius College Preparatory School
15	Landry Sherrer	Guard	5-8	Fr.	Coppell, Texas	Coppell
30	Kya Smith	Forward	6-1	Jr.	Lubbock, Texas	Coronado
20	Camryn Tade	Guard	5-9	Jr.	Southlake, Texas	Carroll
23	Sam Tillson	Forward	6-1	So.	McKinney, Texas	McKinney
3	Brooke Wilson	Guard	5-9	So.	Bryn Mawr, Pa.	Archbishop John Carroll
22	Taylor Wilson	Guard/Forward	5-10	Jr.	Bryn Mawr, Pa.	Archbishop John Carroll

2025-26 ARMY WEST POINT COACHES AND SUPPORT STAFF

Head Coach: Katie Kuester | First Year
Associate Head Coach: Maggie Gallagher | First Year
Assistant Coach: Amber Raisner| First Year
Assistant Coach: Mary Sheehan | First Year
Assistant Coach/Operations: Janelle Harrison | First Year
Strength Coach: Kenna Smoak
Head Trainer: Madison Withers
Director of Mental Performance: Dr. Kat Longshore
Head Officer Representative: Col. Julia A. Wilson
Athletic Intern: 2LT Blake Barker
Sport Administrator: Tricia Brandeburg
Sports Information Director: Chad Mays
Voice of the Black Knights: Justin Rocke

2025-26 ARMY WEST POINT WBB ROSTER BREAKDOWN

RETURNING STARTERS (# of Games)

#	Name	Pos.	HT	YR.	Hometown	Previous School
20	Camryn Tade (44)	Guard	5-9	Jr.	Southlake, Texas	Carroll High School
21	Reese Ericson (80)	Guard	5-6	Sr.	Lake Oswego, Ore.	Lake Oswego High School
22	Taylor Wilson (4)	Guard/Forward	5-10	Jr.	Bryn Mawr, Pa.	Archbishop John Carroll High School
23	Sam Tillson (3)	Forward	6-1	So.	McKinney, Texas	McKinney High School
30	Kya Smith (55)	Forward	6-1	Jr.	Lubbock, Texas	Coronado High School
33	Fiona Hastick (58)	Forward	5-11	Jr.	Reston, Va.	Paul VI Catholic High School / USMAPS
35	Soleil Montrose (1)	Guard/Forward	5-10	Jr.	Irvine, Calif.	Mater Dei High School

OTHER RETURNERS (3)

#	Name	Pos.	HT	YR.	Hometown	Previous School
2	Audrey Annee	Guard	5-9	So.	Indianapolis, Ind.	Center Grove High School
3	Brooke Wilson	Guard	5-9	So.	Bryn Mawr, Pa.	Archbishop John Carroll High School
4	Stella Chartrand	Guard	5-9	So.	Atlanta, Ga.	The Westminster Schools of Atlanta

NEWCOMERS (4)

#	Name	Pos.	HT	YR.	Hometown	Previous School
10	Reaganne Reardon	Forward	6-1	Fr.	Chicago, Ill.	St. Ignatius College Preparatory School
11	Kelly Cramer	Guard	5-8	Fr.	Ponte Vedra, Fla.	St. Joseph Academy / USMAPS
12	Jane Preston	Forward	6-2	Fr.	Berwyn, Pa.	Conestoga High School
15	Landry Sherrer	Guard	5-8	Fr.	Coppell, Texas	Coppell High School

BLACK KNIGHTS BY CLASS
Freshman (4): Kelly Cramer, Jane Preston, Reaganne Reardon, Landry Sherrer
Sophomore (4): Audrey Annee, Stella Chartrand, Sam Tillson, Brooke Wilson
Junior (5): Fiona Hastick, Soleil Montrose, Kya Smith, Camryn Tade, Taylor Wilson
Senior (1): Reese Ericson

BLACK KNIGHTS BY LOCATION
California (1): Soleil Montrose
Florida (1): Kelly Cramer
Georgia (1): Stella Chartrand
Illinois (1): Reganne Reardon
Indiana (1): Audrey Annee
Oregon (1): Reese Ericson
Pennsylvania (3): Brooke Wilson, Taylor Wilson, Jane Preston
Texas (4): Landry Sherrer, Camryn Tade, Sam Tillson, Kya Smith
Virginia (1): Fiona Hastick

BLACK KNIGHTS BY POSITION
Guard (7): Audrey Annee, Kelly Cramer, Stella Chartrand, Reese Ericson, , Landry Sherrer, Camryn Tade, Brooke Wilson
Forward (5): Fiona Hastick, Jane Preston, Reaganne Reardon, Kya Smith, Sam Tillson
Combo (2): Soleil Montrose, Taylor Wilson

MEDIA INFORMATION

GENERAL INFORMATION
The 2025-26 Army West Point Women's Basketball Game Notes are designed to aid members of the media in the coverage of Black Knight basketball, as well as to serve as a tool to learn more about the United States Military Academy and the staff associated with the basketball program. The staff of the Army Athletics Communications office is eager to assist members of the media with all of their needs during the course of the season. Please feel free to contact our office for information regarding the team, player information, interviews, statistics, travel plans, photography, video highlights and press conferences.

The Army Athletics Communications office has certain policies and procedures that we ask you to abide by while covering the Black Knights. These are for the benefit of your needs and those of Army's cadet-athletes and coaches. If additional information or assistance is required, please contact Army Women's Basketball contact Chad Mays or any other member of the Army Athletics Communications staff. We appreciate your coverage of Army basketball and look forward to working with you this season.

COMMUNICATIONS OFFICE
The Army Athletics Communications office is located in the ODIA Building at 639 Howard Road. The Communications offices are located in the suite of offices on the left side of the building on the first floor.

MEDIA CREDENTIALS
All requests for working media, radio, television, or photo credentials should be made in writing by sports editors or sports directors of accredited media outlets to women's basketball contact Chad Mays. Credentials can be requested for either the whole season or for single games. Late credential requests are not guaranteed to be accommodated. All credential requests should be sent via email to chad.mays@westpoint.edu.

UNAUTHORIZED CREDENTIALS USE
Credentials will be issued to working media only. Media credentials are not transferable and use by anyone other than members of the working media is unauthorized. Media credentials used in an unauthorized manner will be revoked immediately. News organizations allowing unauthorized individuals to use credentials will have their credentials revoked for the remainder of the year.

WEBSITES AND NEW MEDIA
Web-based media sponsoring message boards or chat rooms that allow posting of anonymous information or rumors are ineligible for a basketball credential or access to Army media functions. Spots will not be granted to any online agency operating sites that are in any way affiliated with gambling, or to "freelance" or "fan-based" sites that are not affiliated with a legitimate news gathering organization. Live, real-time updates of Army home games are the property of Army West Point Athletics and unauthorized transmission of such is not permitted.

CHRISTL ARENA MEDIA ROOM
Game notes and flip cards for all games will be digital this season and can be found on the women's basketball website under the "more" tab. Each member on the scorer's table and media row will be provided a flip card upon their arrival to the game.

Upon request, paper statistics can be printed at the scorers' table at the conclusion of the event. If this request is desired, please make the request prior to tip-off. Stat links will be provided on social media and in the game preview release. A final stats booklet will be emailed after the game per request.

A meal will be served one hour prior to tip-off in the media room.

MEDIA PARKING
Parking for the media will be located in the A Lot parking lot, just a short walk from Christl Arena. If media plans on parking in that lot, they must notify Chad Mays no later than 5 p.m. on the day prior to a game.

PLAYER AND COACHES INTERVIEWS
Interviews of Army's coaches and cadet-athletes are encouraged and every effort will be made to accommodate media requests. All interviews should be coordinated through the Athletics Communications office.

Players will be made available for one-on-one virtual interviews or phone interviews throughout the week as their class schedule allows. Head coach Katie Kuester is generally accessible to members of the media. All interview requests should be made through the Athletics Communications office and all interviews will be conducted via Microsoft Teams or phone.

POSTGAME INTERVIEWS
Postgame interviews for the 2025-26 season will be held either at press row or in the Christl Arena media room or upon reporter request. Army's locker room is off limits to media at all times. The visiting team sports information director should be consulted for that school's postgame policies.

MEDIA NOTES
Game notes for Army basketball are made available 24-48 hours prior to the game. A copy of the notes will be available on GoArmyWestPoint.com. The release, which will be posted on the website in a portable document format (.pdf), will include notes, statistics and other pertinent information about that week's opponent and contest.

EMAIL SERVICE
Media outlets may request to be included on the email list to receive daily news regarding Army basketball. To be added to the list, contact the Athletics Communications office and provide email addresses to be included.

WIRELESS INTERNET
Wireless internet is available inside Christl Arena free of charge. Please see a communications representative for a user name and password. Also, please make sure your computer is up to date on anti-virus software, otherwise you will be unable to log in to the internet. If you do not have administrator access on your computer (password to install software) contact the Army Athletics Communications office before arriving on game day.

VISITING RADIO
All visiting radio crews will have two allocated spots on media row across from the visiting team's bench. Credential requests should be made by the visiting team's SID. Ethernet ports are available for use. Please contact Chad Mays if there are any issues getting connected.

JUST ARMY WEST POINT, THANK YOU!
We ask that all media entities refer to our athletics teams as simply Army or Army West Point.

Please only use the United States Military Academy when referring to us in official capacity. You may call us Army West Point at first reference as well.

If an abbreviation is needed, Army or AWP are the only acceptable choices. Please DO NOT use shortened versions of Army or Army West Point as abbreviations.

Our teams, both male and female, are to be referred to as the Black Knights.

CHAD MAYS
Assistant Director, Athletic Communications
Women's Basketball, Men's Soccer, Track & Field/Cross-Country, Women's Rugby, Men's Tennis

Phone: 408-706-0055
Email: Chad.Mays@westpoint.edu

FILM SESSION: ARMY AT EKU

ARMY		EKU
5-1 (0-0)	2025-26 Record	6-1 (0-0)
W2	Streak	W5
70.0	Ppg.	79.0
56.2	Opp. Ppg.	56.4
+13.8	Scoring Margin	+22.6
.466	FG%	.433
.417	Opp FG%	.340
8.7	3pt Per Game	10.4
.351	3PT%	.354
.642	FT%	.747
34.0	Rpg.	42.1
+6.5	Reb. Margin	+4.7
106	Assists	125
17.7	Apg.	17.9
93	Turnovers	98
15.5	To. Per Game	14.0
1.1	Ast/To Ratio	1.3
45	Steals	52
7.5	Steals Per Game	7.4
16	Blocks	31
2.7	Blocks Per Game	4.4

GENERAL INFORMATION

School Name ..... United States Military Academy
Location ..... West Point, N.Y.
Founded 1802
Enrollment 4,400
Superintendent ..... Lt. Gen. Steven W. Gilland
Colors ..... Gold, Silver and Black
Conference ..... Patriot League
Athletic Director ..... Tom Theodorakis
Athletics Website ..... GoArmyWestPoint.com

COACHING STAFF

Head Coach ..... Katie Kuester (1st Year)
Assoc. Head Coach ..... Maggie Gallagher (1st Year)
Assistant Coach ..... Amber Raisner (1st Year)
Assistant Coach ..... Mary Sheehan (1st Year)
Assistant Coach ..... Janelle Harrison (1st Year)

CHRISTL ARENA

Facility ..... Christl Arena (5,043)
Kuester Record at Christl Arena 3-0
Arena Opened 1988
First Game ..... vs. Iona (11/26/1985)

BASKETBALL HISTORY

First Year of Army Women's Basketball 1977-78
Season of Army Women's Basketball ..... 49th Season
All-Time Record ..... 740-638 (.536)
First Season in Division I 1990-91
NCAA Tournament Appearances 3
NCAA Tournament Record 0-3
National Championship ..... None
WNIT Appearances (Last) 3 (2025)
Regular Season Titles (Last) 4 (2016)
Conference Tournament Titles (Last) 3 (2016)
All-Americans 6

2024-25 INFORMATION

Overall Record 25-8
Home Record 13-3
Away Record 12-5
Neutral Record 0-0
Patriot League Record (Place) ..... 14-4 (Second)
Patriot League Tournament 2-1
Postseason Tournament ..... WNIT

2025-26 GENERAL INFORMATION

Players Returning/Lost 10/1
Newcomers 4

WOMEN'S BASKETBALL SOCIAL MEDIA

X ..... @armywp_wbb
Instagram ..... @armywestpointwbb

SET THE TONE

• The motto of the 2025-26 Army West Point women's basketball program.
• Head coach Katie Kuester has implemented "Set The Tone" into everything the program does.
• Whether its setting the tone in the classroom, on the court or in the players every day lives, this motto is the key to the Black Knights success.
• From the opening tip to the final horn, Army will utlize "Set The Tone" in its ferocious defense and high-octane offense.

WNIT

• The impressive 2024-25 season and trip to the Patriot League Tournament championship game was goode enough for the Black Knigts to earn a trip to the WNIT.
• Army opened the tournament with a road win over Bryant but fell in the next round to Rutgers on the road.

DEFENSIVE SHUTDOWN

• In 2024-25, Army was one of the best defensive teams in the country, finishing 26th nationall in scoring defense at 56.6 points per game.
• It was also the best scoring defense in the Patriot Legaue.

HOME SWEET HOME

• Christl Arena, a place where Army has already had a ton of success, will become an even bigger advantage for the Black Knights after recent offseason improvements.
• Prior to the 2025-26 season, Army West Point Athletics installed a massive videoboard screen behind one of the hoops to help improve the gameday experience for fans and players.

SERIES HISTORY VS. EKU

Overall: 0-1 | Home: 0-1 | Away: 0-0 | Streak: L1

Date	Location	Result	Score
12/18/22	West Point	L	62-83

WHERE ARMY RANKS NATIONALLY

RANKING	CATEGORY	VALUE
33.	Three-Pointers Made Per Game	8.7
37.	Assists Per Game	17.7
38.	Field Goal Percentage	46.6
48.	Fouls Per Game	14.8
53.	Assist/Turnover Ratio	1.14
53.	Winning Percentage	83.3
57.	Three-Point Attempts Per Game	24.7
63.	Scoring Defense	56.2
66.	Three-Point Percentage	35.1
88.	Rebound Margin	6.5
93.	Scoring Margin	13.8
121.	Turnovers Per Game	15.5

WHERE ARMY RANKS IN PATRIOT LEAGUE

RANKING	CATEGORY	VALUE
1.	Assist/Turnover Ratio	1.14
1.	Assists Per Game	17.7
1.	Field Goal Percentage	46.6
1.	Rebound Margin	6.5
1.	Scoring Defense	56.2
1.	Scoring Margin	13.8
1.	Scoring Offense	70.0
1.	Three-Pointers Made Per Game	8.7
1.	Turnover Margin	2.00
1.	Turnovers Forced Per Game	17.50
2.	Three-Point Percentage	35.1
3.	Bench Points Per Game	17.3
3.	Rebounds Per Game	34.00
3.	Steals Per Game	7.5

THE METRICS

NCAA NET RANKINGS (2024-25)
Army: 164 | 2nd in Patriot League
EKU: 172 | 4th in ASUN

BART TORVIK
Army: 134 | 2nd in Patriot League
EKU: 163 | 4th in ASUN

HER HOOPS
Army: 108 | 2nd in Patriot League
EKU: 141 | 4th in ASUN

HUNTING FOR THE TOP SPOT

• Army was picked to finish second in the Patriot League Preseason Coaches Poll, finishing just three points behind Navy.
• Army recieved two first-place votes, same as Navy, while Loyola Maryland had the most with three.

LAST TIME OUT

• Kya Smith led Army with 15 points and nine rebounds. She has now scored in double-digits in every game this season.
• Four Black Knights scored 10-plus points on Saturday, which included Kya Smith (15), Camryn Tade (14), Reese Ericson (11) and Taylor Wilson (11).
• Stella Chartrand had a career-high nine points on 3-5 shooting.
• Army had its best shooting game of the season at 52.6 percent. The Black Knights have now shot 50 percent or better in back-to-back games after shooting 50.0 percent against New Hampshire.
• The Black Knights defense held Saint Francis to 28.3 percent shooting. It's the worst shooting percentage by an Army opponent this season and the worst since Mt. St. Mary (NY) shot 23.3 percent on Dec. 29, 2024.
• Army is now 1-0 all-time against Saint Francis.

HAD OUR HEAD IN THE GAME

• Army posted its best defensive game of the season, holding New Hampshire to a season-low 44 points and on just 34 percent shooting. It's the worst shooting clip of the season for an Army opponent.
• Army had its best shooting game of the season, as it knocked down 50 percent from the field and 43.8 percent from three. It was the first time this season Army has shot 50 percent or better.
• Kya Smith delivered her third double-double in the last four games with 18 points and 14 rebounds. She's now averaging 16.4 points and 10.0 rebounds and has scored in double-digits in all five games this season.
• Four Black Knights scored in double figures, which included Kya Smith (18), Taylor Wilson (15), Camryn Tade (14) and Soleil Montrose (10). The four players combined to shoot 23-for-39 from the field.
• The Black Knights forced the Wildcats into 23 turnovers, its most forced turnovers this season. It's the second time Army had forced 20-plus turnovers this season, as Siena had 21.

A DATE WITH THE DUCKS

• Kya Smith put together a game-high 20-point effort against Oregon on Sunday. It marked her second 20-point game this season and the fourth of her career.
• Smith led Army with seven rebounds, but Oregon won the rebounding battle 31-23.
• Reese Ericson had six points and a team-high eight assists in her return to her home state. Ericson's hometown of Lake Oswego, Ore., is just 90 minutes north of Eugene.
• Army had a season-high 24 turnovers.
• The Black Knights finished the night shooting 44.2 percent, while Oregon was at 56.1 percent.
• Army is now 0-1 all-time against Oregon and 0-5 against teams in the Big Ten.
• Army is 1-1 on the road this season.

SHOWDOWN AGAINST SIENA

• Camryn Tade had a career-high 23 points on 7-11 shooting on Thursday night, eclipsing her previous high of 18 which she set against Boston U., this past January.
• Camryn Tade's seven made field goals ties her career-high, while her eight made free-throws is a new best for the junior.
• Kya Smith recorded her second consecutive double-double of the season with 10 points and 10 rebounds. She now has 11 on the season. Her 10 boards led all players.
• Despite having its worst shooting night of the season – 35.2 percent – Army still recorded its second double-digit win of the year.
• Army went 22-23 from the line on Thursday night. It marked the first time in Army's Division I history that it shot over 95 percent from the line with a minimum of 20 attempts. The next best percentage is when Army went 21-23 (91.3 percent) against Albany in 2003.
• Army's biggest lead of the night was 18 points with 5:35 to go.
• Army has now scored 67 points in back-to-back games.
• Army is now 3-0 in the Katie Kuester era, and 2-0 at Christl Arena.
• Thursday's attendance was 549.

FUN IN THE T(WIN) CITIES

• Army West Point staged a double-digit comeback in the second half to beat St. Thomas, 67-61, to pick up a massive road win in the opening of the Lee & Penny Anderson Arena on Nov. 8.
• Army (2-0) used a 17-0 run that spanned from the end of the third quarter and into the fourth to wipe out St. Thomas' (0-2) 10-point third quarter lead. The Black Knights defense put on the clamps in the final quarter, holding the Tommies to 30.8 percent shooting en route to a 19-10 quarter that gave Head Coach Katie Kuester her first win over a Division I opponent.
• Kya Smith led all players with 20 points and 11 rebounds en route to her first double-double of the season and the 10th of her career.

CONTROLLED THE PACE

• The Black Knights kicked off the Katie Kuester era with an 86-50 win over Pace in the season opener at Christl Arena.
• The Black Knights got double-digit scoring from four players, including a career-high 20 points from Taylor Wilson. Reese Ericson (18), Kya Smith (14) and Reganne Reardon (11) also scored 10-plus points.
• The win was highligted by Army's 28 assists on 35 made baskets. It marked the second-most assists in a game in the Black Knight's Division I history.
• Army is now 4-14 all-time against Pace but 1-0 in its Division I era.
• With its win over Pace, Army won its season opener for the first time since the 2022-23 campaign.
• Last year Army dropped its season opener at home to Cornell.
• The Black Knights are 2-6 in its last eight season openers.
• Army has started its season at home in each of the last four seasons

IT RUNS IN THE FAMILY

• Head Coach Katie Kuester is the daughter of former NBA coach John Kuester.
• Kuester spent over 30 years on the sidelines coaching, including 17-plus seasons in the NBA.

COLLEGE INSIDER MID-MAJOR POLL

NOVEMBER 18

Place	Team	Points
1	South Dakota State (31)	775
2	Green Bay	698
3	Princeton	686
4	Ball State	659
5	James Madison	652
6	Fairfield	630
7	Montana State	582
8	Illinois State	537
9	Harvard	510
10	Troy	462
11	Belmont	429
12	Abilene Christian	371
13	Charleston	370
14	Howard	352
15	Murray State	303
16	South Dakota	223
17	UMass	219
18	Kent State	209
19	Hawaii	195
20	Old Dominion	184
21	Cal Baptist	147
22	Gonzaga	140
23	Liberty	80
24	Columbia	75
25	Missouri State	64

OTHERS RECEIVING VOTES: Navy 56, High Point 55, Santa Clara 52, Arkansas State 38, Drexel 35, Cleveland State 33, Louisiana Tech 32, Southern Miss 28, Stephen F Austin 28, Quinnipiac 23, Lindenwood 20, North Dakota State 20, FGCU 18, FDU 12, Northern Colorado 12, Southern 9, Youngstown State 9, Robert Morris 8, Maine 6, NJIT 6, Middle Tennessee 5, Bryant 4, UMES 4, Sacramento State 3, UC Davis 3, Central Michigan 2, Long Island 1, Western Illinois 1.

PATRIOT LEAGUE STANDINGS

TEAM	PATRIOT	OVERALL
Army	**0-0**	**5-1**
Colgate	0-0	4-1
Navy	0-0	4-1
Lafayette	0-0	4-3
Bucknell	0-0	3-3
Boston U	0-0	3-4
Holy Cross	0-0	2-4
Lehigh	0-0	2-5
American	0-0	1-5
Loyola Maryland	0-0	1-7

PATRIOT LEAGUE PRESEASON POLL

PLACE	TEAM	POINTS
1.	Navy	71 (2)
2.	**ARMY**	**68 (2)**
3.	Loyola Maryland	63 (3)
4.	Holy Cross	60 (2)
5.	Lehigh	57 (1)
6.	Colgate	34
7.	Bucknell	33
8.	Boston U.	32
9.	Lafayette	21
10.	American	11

ARMY 1,000-POINT CLUB

1. Kelsey Minato (2014)..... 2,556
2. Katie Macfarlane (2003)..... 1,941
3. Madison Hovern (2018)..... 1,727
4. Cara Enright (2006)..... 1,719
5.Alex McGuire (2008)..... 1,467
6. Erin Anthony (2010) 1,429
7. Melody Smith (1983)..... 1,422
8. Lisa Russell (1993) 1,411
9. Laurie Goetz (1987)..... 1,331
10. Julie Del Giorno (1986)..... 1,270
11. Therese Kelley (2001)..... 1,231
12. Jen Hazlett (2014)..... 1,201
13. Pat Walter (1981) 1,108
14. Kim Hall (1981) 1,106
15. Jennifer Fleming (1990)..... 1,075
16. Alisa Fallon (2022) 1,057
17. Mary Langendorf (1992)..... 1,053
18. Pam Pearson (1985)..... 1,010
19. Jamie Arundell (1998)..... 1,007

MILESTONE TRACKER

CAREER POINTS

Player	Points	Avg.	Games
Camryn Tade	470	7.1	66
Kya Smith	594	9.1	65
Reese Ericson	944	9.7	97

CAREER 3-POINT FIELD GOALS

Player	3FGM	Games
Fiona Hastick	88	62
Reese Ericson	197	97

CAREER REBOUNDS

Player	Rebounds	Avg.	Games
Brooke Wilson	89	2.3	39
Camryn Tade	290	4.3	67
Kya Smith	491	7.6	65

CAREER ASSISTS

Player	Assists	Avg.	Games
Brooke Wilson	56	1.4	39

CAREER GAMES

Playe	Playing Career	Games
Reese Ericson	2022-Pres.	97

ARMY RECORD VS. 25-26 OPP.

OPPONENT	RECORD	LAST MTG.
Pace	4-14	2025-26
St. Thomas	1-0	2025-26
Siena	5-1	2025-26
Oregon	0-1	2025-26
New Hampshire	5-2	2025-26
Saint Francis	1-0	2025-26
Eastern Kentucky	0-1	2022-23
Saint Peter's	1-4	2024-25
UMass	3-0	2024-25
Cornell	6-6	2024-25
Howard	2-1	2024-25
Lehigh	38-41	2024-25
Colgate	57-27	2024-25
Loyola Maryland	20-9	2024-25
Boston U.	13-18	2024-25
Holy Cross	36-44	2024-25
American	24-28	2024-25
Bucknell	30-46	2024-25
Navy	42-40	2024-25
Lafayette	48-29	2024-25

Kuester last coached as an assistant coach for the Los Angeles Lakers during the 2011-12 season.
• He was most notably the head coach of the Detroit Pistons from 2009-11.
• Kuester is the only known active women's basketball head coach whose father was an NBA head coach.

RISING STAR – FIONA HASTICK

• Fiona Hastick looks to take another massive leap this season after being voted to the Preseason All-Patriot League Team by the conferences coaches.
• Hastick is coming off an impressive 2024-25 season, in which she started all 33 games and finished second on the team in scoring with 10.9 points per game.
• The junior out of Virginia scored 10 or more points in 20 games last season and two 20-plus point showings.
• She scored a season-high 22 points against Bryant in the opening round of the WNIT on March 20.
• As good as she was on offense, Hastick was equally impressive on the defensive side of the ball. She led the team with 22 blocks last season, which included six mult-block games. Hastick also had 11 games in which she swiped multiple steals.
• Hastick was named to the Third-Team All-Patriot League in recognition of her impressive season.
• Hastick has not played this season due to injury but is expected back soon.

LIMITLESS RANGE – REESE ERCISON

• Reese Ericson enters the 2025-26 season as the lone senior on the team.
• A native of Lake Oswego, Ore., Ericson has developed into one of the premier shooters in not just the conference but also the country.
• Last season, Ericson averged 10.4 points per game and scored a career-high 332 total points.
• Ericson led the Patriot League in made threes with 84 last season. The number also put her 23rd in the country. Her 2.63 3-pointers made per game were also 23rd in the country and first in the conference.
• She had 18 double-digit scoring games last season. Ericson knocked down a career-high 28 points at Bucknell on Feb. 8.
• In that contest against Bucknell, Ericson buried eight shots from distance, which tied a program single-game high.
• Through six games, Ericson leads Army in 3FGM with 15. She had six in Army's season-opening win over Pace. She is three away from 200 made threes in her career.
• She is averaging 9.5 points per game in 2025-26.
• Ericson leads the team with 26 assists this season. She had a season-high eight assists against Oregon on Nov. 16.
• She is three games away from 100 in her career.

DOUBLE-DOUBLE MACHINE – KYA SMITH

• Kya Smith figures to be a major contributors for the Black Knights this season.
• She finished the season leading the team in defensive rebounds (136) and total rebounds (230).
• The junior forward scored a career-high 22 points against Colgate on 8-10 shooting on Jan. 29, 2025.
• Smith is already off to a strong start this season, leading the team in scoring with 16.2 points per game and rebounding with 9.8.
• She had an 18-point, 14-rebound game against New Hampshire on Nov. 20 for her third double-double of the season. She has scored 10-plus points in every game this season.
• Smith scored 15 points and had nine rebounds in Army's victory over Saint Francis.
• She had an impressive 20 points on 9-10 shooting against Big Ten foe Oregon on Nov. 16.
• Her 70.2 percent shooting clip is fifth in the country and leads the Patriot League.
• She is second in the conference in rebounds per game and third in total rebounds.

THE SPARK PLUG – CAMRYN TADE

• Camryn Tade is coming off an impressive sophomore campaign in which she started all 33 games and played the second-most minutes among all Black Knights (1,072).
• Against Siena, Tade had a career-high 23 points on 7-11 shooting on Thursday night, eclipsing her previous high of 18 which she set against Boston U., this past January.
• She was also 8-8 from the line, which marked a career best.
• Tade had a 14-point perfomance on 6-11 shooting against New Hampshire on Thursday.
• She has scored 10-plus points in four games this season and is third on the team with 11.8 points.
• Her 16 assists is third on the team.

ONE LAST RIDE – SOLEIL MONTROSE

• Soleil Montrose enters her final year of athletic eligibility this season and looks to continue being a key contributor for the Black Knights.
• A transfer from UTEP three years ago, Montrose has been a consistent contributor off the bench for the Black Knights.
• Her best collegiate perfomance to date came against Air Force on Nov. 15, as she scored a career-high 15 points while grabbing six rebounds to help Army secure the Silver Star.
• Montrose has been the first player off the bench in every game this season and is leading bench scorers with 6.2 ppg. She had 10 against New Hampshire on Nov. 20, a season-high.

THE SISTERS – TAYLOR AND BROOKE WILSON

• After strong 2024-25 seasons, the Brooke and Taylor Wilson look to take the next step in their games.
• Taylor played in 32 games last season – one start – while finishing third in blocked shots (16).
• Taylor has been very impressive so far this season, sitting second on the team in scoring at 11.8 points per game. She has scored 10-plus points in four games this season.
• She had 15 points against New Hampshire on Thursday on 5-10 shooting.
• She opened the season with a career-highd 20-point showing against Pace on 8-14 shooting. She followed that strong perfomance with 11 points against St. Thomas.
• The opening two games were just the second time in her career that she has scored 10-plus points in consecutive games.
• Brooke is coming off a strong freshman campaign that saw her appear in all 33 games.
• Brooke scored a career-high 11 points against Holy Cross on Jan. 22, 2025.
• Brooke has gotten off to a tremendous start to the season, leading Army in steals (12), while sitting second in rebounds (24) and assists (25).

FRESHMAN PHENOM – REGANNE REARDON

• Reganne Reardon hasn't skipped a beat in the opening six games of her collegiate career.

• The freshman from Chicago, scored 11 points in her debut against Pace. She also perfomred well in Army's wins over St. Thomas (7 points) and Saint Francis (8 points).
• Reardon also grabbed eight boards in her debut while dishing out a pair of assists.

THE YUK'S – AUDREY ANNEE / STELLA CHARTRAND

• For Audrey Annee and Stella Chartrand, they have made it through arguably the hardest year at West Point, the freshman year and are now YUK's (sophomore's).
• Both players appeared in limited action last season, but look to build off strong fall practices and carry it into the 2025-26 campaign.
• Chartrand has been in the rotation this season, appearing in all six games so far. She had a career-high nine points against Saint Francis.

THE NEWCOMERS

• The Black Knights welcome four freshman to this year's team – Reaganne Reardon, Kelly Cramer, Jane Preston and Landry Sherrer.
• One of the unique aspects of being a freshman at the United States Military Academy, is that before they can hit the court with their teammates, they must first complete Beast Barracks, which is a grueling six-week military training that is intended to help cadets make the transition from civilian life to military life.
• Preston scored the first points of her career in the final mintue of Army's win over Saint Francis.

ALL EYES ON US

• Army will appear on national television at least twice this season. Both of its games against Navy will air on the CBS Sports Network.
• Last season Army appeared on CBSN three times – the two Navy games and against Lehigh in the Patriot League Tournament Championship game.

SUNG SECOND... THREE TIMES

• Last season Army defeated Navy in both matchups to not only secure the Star but continue to display its dominance on the hardware against Navy.
• The Black Knights have won the last seven matchups against the Midshipmen.
• Army also took down Air Force at home in mid-November.

HEAD COACH KATIE KUESTER

Army West Point Director of Athletics Tom Theodorakis on announced on May 22, 2025, the hiring of Katie Kuester as the new head coach of the Army West Point Women's Basketball program.

Kuester (CUE-sterr) becomes the 10th head coach in Army women's basketball program history.

A rising star in collegiate coaching and a proven developer of talent, Kuester joins the Black Knights after a decade-long tenure (2015-25) on the coaching staff at Saint Joseph's University.

"We're excited to welcome Katie Kuester to the West Point family," said Theodorakis. "Katie brings exceptional leadership, a high basketball IQ, and an unmatched work ethic. Her proven ability to develop student-athletes both on and off the court is impressive. Her track record speaks volumes, and we're eager to see where she takes Army Women's Basketball."

While at Saint Joseph's, Kuester began her tenure working with the guards as a shooting coach before transitioning to coaching the post players. She also led the program's domestic and international recruiting efforts. Under her guidance, the Hawks reached new heights during the 2023–24 season, setting a school record with 28 wins and advancing to the quarterfinals of the inaugural Women's Basketball Invitation Tournament (WBIT).

"I am incredibly honored and grateful for the opportunity to lead the Army West Point Women's Basketball program," said Kuester. "West Point represents the very best in leadership, discipline, and service. I look forward to building a championship culture that reflects those values and developing strong, confident leaders both on and off the court."

Kuester played a critical role in the development of standout forwards Laura Ziegler and Talya Brugler, both of whom earned Atlantic 10 All-Conference honors and First Team All-Big 5 recognition. Brugler became the 29th player in program history to score 1,000 career points, while Ziegler nearly averaged a double-double on the season.

Promoted to assistant coach in 2018 and to recruiting coordinator in 2021, Kuester helped Saint Joseph's land back-to-back A-10 Rookies of the Year in Brugler and Ziegler—further evidence of her ability to identify and cultivate elite talent.

Prior to returning to her alma mater, Kuester served as a staff member at Loyola (Md.), Lehigh, and North Carolina, where she contributed to the Tar Heels' run to the 2014 NCAA Elite Eight.

A former standout guard at Saint Joseph's, Kuester finished her career in the program's top 10 for three-pointers (167) and free throw percentage (.861). She was named to the All-Big 5 Second Team in 2010-11, and she was also a standout off the court, earning Atlantic 10 Commissioner's Honor Roll and Saint Joseph's Athletic Director's Honor Roll recognition.

She earned a bachelor's degree in elementary education from SJU in 2012 and then a master's in educational leadership from Lehigh. She is the daughter of longtime NBA coach John Kuester, who spent 20 years in the league with teams including the Detroit Pistons, Philadelphia 76ers, and Los Angeles Lakers. Kuester is a native of Media, Pa.

HEAD COACH KATIE KUESTER

WHAT THEY'RE SAYING ABOUT COACH KUESTER...

"Katie Kuester is the epitome of what makes Saint Joseph's University so special. During her time as both a student-athlete and a coach, Katie's passion, empathy, work ethic, ability to forge authentic relationships, and incredible basketball mind were all critical to the Hawks' success. Under her leadership, Army Women's Basketball will develop an amazing culture and flourish. Congratulations to Theo on an outstanding hire. We are so proud of—and happy for—Katie!" — **Jill Bodensteiner**, Vice President and Director of Athletics, Saint Joseph's University

"Congratulations to Katie and to West Point! What a great match! Katie has been an incredible person, coach, mentor, and leader to our players and coaches at Saint Joseph's and will do the same as the Head Coach at Army. Katie is a relationship and culture builder, a dynamic X's and O's coach, and a winner! Her players will run through the wall for her because she will do the same for them. Her experience in all phases of planning, recruiting, evaluating, and on-court coaching makes her the perfect person for this talented Army team. Her energy and passion for Women's Basketball is contagious. I am so excited to see Katie take Army to the next level." — **Cindy Griffin**, Head Women's Basketball Coach, Saint Joseph's University

"Katie Kuester is a tremendous person and coach. Her passion for developing student-athletes is unmatched, and she brings out the best in people through genuine relationships and contagious energy. Her basketball pedigree speaks for itself, and I'm excited to watch her flourish in the Patriot League. Her leadership at Saint Joseph's helped drive real success, and I know many would agree — Army West Point hit a home run." — **John Griffin III**, Head Men's Basketball Coach, Bucknell

PERSONAL

Birthday: June 16
Hometown: Media, Pa.
Education: Saint Joseph's, '12 (Bachelors)
Lehigh, '14 (Master's)
Playing Career: Saint Joseph's, 2008-12

YEAR-BY-YEAR

2025-26: Army (Head Coach)	**5-1**
2024-25: Saint Joseph's (Assistant)	24-10
2023-24: Saint Joseph's (Assistant)	28-6
2022-23: Saint Joseph's (Assistant)	20-11
2021-22: Saint Joseph's (Assistant)	13-17
2020-21: Saint Joseph's (Assistant)	7-10
2019-20: Saint Joseph's (Assistant)	9-20
2018-19: Saint Joseph's (Assistant)	12-19
2017-18: Saint Joseph's (Operations)	19-15
2016-17: Saint Joseph's (Operations)	17-15
2015-16: Saint Joseph's (Operations)	14-15
2014-15: Loyola Maryland (Assistant)	7-23
2013-14: North Carolina (Video Coord.)	27-10
2012-13: Lehigh (Operations)	14-16

RECORD

SCHOOL	RECORD	PL RECORD
Army West Point	5-1	0-0
Total	**5-1**	**0-0**

HEAD COACH KATIE KUESTER RECORD WHEN...

When Her Team	Army	Overall
Scores 100 Points	0-0	0-0
Scores 90-99 Points	0-0	0-0
Scores 80-89 Points	2-0	2-0
Scores 70-79 Points	0-0	0-0
Scores 60 Points or Fewer	0-1	0-1
Allows 100+ Points	0-0	0-0
Allows 90+ Points	0-0	0-0
Allows 80-89 Points	0-1	0-1
Allows 70-79 Points	0-0	0-0
Allows 60-69 Points	1-0	1-0
Allows 50-59 Points	3-0	3-0
Plays at Home	3-0	3-0
Plays on the Road	2-1	2-1
Plays at a Neutral Site	0-0	0-0
Plays in the Postseason	0-0	0-0
Plays vs. Top-25	0-0	0-0

When Her Team	Army	Overall
Plays in November	5-1	5-1
Plays in December	0-0	0-0
Plays in January	0-0	0-0
Plays in February	0-0	0-0
Plays in March	0-0	0-0
Plays on Monday	1-0	1-0
Plays on Tuesday	0-0	0-0
Plays on Wednesday	0-0	0-0
Plays on Thursday	2-0	2-0
Plays on Friday	0-0	0-0
Plays on Saturday	2-0	2-0
Plays on Sunday	0-1	0-1
Plays a Patriot League Team	0-0	0-0
Plays in a Conf. Tournament	0-0	0-0
Plays in New York	3-0	3-0
Plays in Pennsylvania	1-0	1-0

GAME-BY-GAME CATEGORY LEADERS

DATE	OPPONENT	RESULT	HIGH POINTS	HIGH REBOUNDS	HIGH ASSISTS	HIGH STEALS	HIGH BLOCKS
Nov. 3	**Pace**	**W, 86-50**	**T. Wilson (20)**	**B. Wilson (10)**	**B. Wilson (9)**	**3 Players (3)**	**Smith (2)**
Nov. 8	at St. Thomas	W, 67-61	Smith (20)	Smith (11)	Tade/B. Wilson (4)	Ericson/Tade (2)	Smith (2)
Nov. 13	**Siena**	**W, 67-52**	**Tade (23)**	**Smith (10)**	**Smith/B. Wilson (4)**	**B. Wilson (4)**	**T. Wilson/Chartrand (1)**
Nov. 16	at Oregon	L, 55-80	Smith (20)	Smith (7)	Ericson (8)	Smith (4)	T. Wilson (1)
Nov. 20	**New Hampshire**	**W, 63-44**	**Smith (18)**	**Smith (14)**	**Ericson (4)**	**Smith (3)**	**Smith (2)**
Nov. 22	at Saint Francis	W, 82-50	Smith (15)	Smith (9)	Ericson (6)	Three Players (2)	Tade (2)

Home games in Bold | *Conference games | +Conference Tournament

MISCELLANEOUS SUPERLATIVE CATEGORY LEADERS

Games Started

Player	25-26	Career
Reese Ericson	6	86
Kya Smith	6	61
Camryn Tade	6	50
Taylor Wilson	6	10
Brooke Wilson	6	6

10+ Points

Player	25-26	Career
Kya Smith	6	29
Taylor Wilson	4	9
Reese Ericson	3	39
Camryn Tade	3	21
Reganne Reardon	1	1

10+ Rebounds

Player	25-26	Career
Kya Smith	3	27
Brooke Wilson	1	1

2+ Steals

Player	25-26	Career
Brooke Wilson	4	10
Kya Smith	3	15
Reese Ericson	2	15
Camryn Tade	1	24
Taylor Wilson	1	4

20+ Points

Player	25-26	Career
Kya Smith	2	4
Taylor Wilson	1	1
Camryn Tade	1	1

Double-Doubles

Player	25-26	Career
Kya Smith	3	12

3+ Assists

Player	25-26	Career
Reese Ericson	4	48
Kya Smith	4	10
Brooke Wilson	4	8
Camryn Tade	3	21
Taylor Wilson	1	2

2+ Blocks

Player	25-26	Career
Kya Smith	3	8
Camryn Tade	1	4

SPECIALTY STATS

Opponent	AWP-Opp Paint Pts.	AWP-Opp Pts. Off TO	AWP-Opp 2nd Chance Pts.	AWP-Opp Bench Pts.	Largest Lead	Largest Deficit	Tip	First Sub(s)
PACE	**34-20**	**13-7**	**14-0**	**28-11**	**36**	**0**	**Won**	**Soleil Montrose**
at St. Thomas	36-40	16-17	16-7	13-10	6	12	Lost	Reardon/Montrose
SIENA	**20-34**	**19-16**	**9-3**	**13-15**	**18**	**0**	**Won**	**Montrose**
at Oregon	28-42	9-30	7-7	11-21	0	27	Lost	Montrose
NEW HAMPSHIRE	**34-18**	**19-10**	**0-0**	**14-23**	**24**	**0**	**Lost**	**Montrose**
at Saint Francis	42-20	18-6	12-7	25-19	32	0	Won	Montrose

LEAD / DEFICIT SUMMARY

Largest Margin of Victory ..... 36 vs. Pace (Nov. 3)
vs. DI Opponent ..... 32 at Saint Francis (Nov. 22)
Largest Margin of Defeat ..... 25 at Oregon (Nov. 16)
Largest Lead ..... 36 vs. Pace (Nov. 3)
vs. DI Opponent ..... 32 at Saint Francis (Nov. 22)
Biggest Halftime Lead ..... 17 at Saint Francis (Nov. 22)
Biggest Halftime Deficit ..... 10 at Oregon (Nov. 16)

Largest Lead Surrendered in a Loss ..... N/A
Largest Halftime Lead Surrendered in a Loss ..... N/A
Largest Halftime Deficit Overcome in a Win ..... 5 at St. Thomas (Nov. 8)
Longest Army run w/o opponent scoring ..... 17 at St. Thomas (Nov. 8)
Longest Opp. Run w/o Army scoring ..... 10 by Oregon (Nov. 16)
Largest Deficit ..... 27 at Oregon (Nov. 16)
Largest Deficit Overcome (Won) ..... 12 at St. Thomas (Nov. 8)

MISC. HIGHS/LOWS

PLAYER

Most First Half Points (Player) ..... 13 by Camryn Tade vs. Siena (Nov. 13)
Most Second Half Points (Player) 11 (2x)
Best First Half FG% (Min. 4 Attempts) ..... .800 (4-5) by Kya Smith at Oregon (Nov. 16)
Best Second Half FG% (Min. 4 Attempts) ..... 1.000 (5-5) by Kya Smith at Oregon (Nov. 16)
Most First Half Threes Made ..... 4 by Reese Ericson vs. Pace (Nov. 3)
Most Second Half Threes Made ..... 3 by Taylor Wilson vs. Pace (Nov. 3)
Most Offensive Rebounds ..... 6 by Kya Smith vs. Siena (Nov. 13)

TEAM

Most First Half Points 38 (2x)
Most Second Half Points ..... 48 vs. Pace (Nov. 3)
Fewest First Half Points ..... 25 at Oregon (Nov. 16)
Fewest Second Half Points ..... 28 vs. New Hampshire (Nov. 20)
Most Bench Points ..... 28 vs. Pace (Nov. 3)
Fewest Bench Points ..... 11 at Oregon (Nov. 16)
Most Assists in a Half ..... 14 vs. Pace (Nov. 3)
Fewest Assists in a Half ..... 4 vs. New Hampshire (Nov. 20)
Best FG% in a Half ..... 53.8% vs. New Hampshire (Nov. 20)
Worst Half FG% in a Half ..... 30.4% vs. Siena (Second Half) (Nov. 13)

THE LAST TIME AN ARMY TEAM

Scored 100-plus points	107 vs. St. Joseph's Brooklyn (12/16/2017)
Scored 100 points in back-to-back games	N/A
Scored 90 points in a game	107 vs. St. Joseph's Brooklyn (12/16/2017)
Scored fewer than 60 points	55 at Oregon (11/16/2025)
Scored fewer than 50 points	49 vs. Bucknell (3/13/2025)
Made 50 field goals	N/A
Made 40 field goals:	41 vs. St. Joseph's Brooklyn (12/16/2017)
Shot 65 pct from floor	76% at Maryland Eastern Shore (1/3/2008)
Shot 60 pct from floor	68% at Yale (12/7/2013)
Shot less than 35 pct from floor	31% at Rutgers (3/23/2025)
Shot 50 pct from 3FG	55% at Lafayette (1/15/2025)
Shot less than 25 pct from 3FG	18% at Rutgers (3/23/2025)
Made 10 3-point field goals	14 vs. Pace (11/3/2025)
Made 15 3-point field goals	15 vs. American (2/1/2025)
Made 20 3-point field goals	N/A
Shot 80-89 pct from FT line	85.7 vs. New Hampshire (11/20/2025)
Shot 90+ pct from FT line	95.7% vs. Siena (11/13/2025)
Shot no better than 50 pct from FT line	48.1% at Saint Francis (11/22/2025)
Had 50 rebounds	50 vs. Five Towns (12/30/2023)
Had 20 offensive rebounds	21 vs. Five Towns (12/30/2023)
Had 25 assists	28 vs. Pace (11/03/2025)
Had 20 assists	24 at Lafayette (1/15/2025)
Had 20 turnovers	24 at Oregon (11/16/2025)
Had fewer than 10 turnovers	9 at Bryant (3/20/2025)
Had 15 steals or more	16 vs. Navy (2/10/2024)
Had 10 steals or more	10 at Rutgers (3/23/2025)
Had 10 blocked shots	11 vs. Mt. St. Mary (12/29/2024)
Had two 20-point scorers	Reese Ericson (24), Sabrina Hunter (23) vs. Navy (1/21/2023)
Had two double-figure rebounders	Alisa Fallon (10 Reb), Sabria Hunter (11 Reb) vs. Maine (11/26/2021)
Had two double-doubles	Reese Ericson (20 Pts, 10 Ast), Sabria Hunter (14 Pts, 10 Reb) at American (1/11/2023)
Failed to make 3FG	at Columbia L49-70 (11/12/2018)
Won an overtime game	at NJIT, 69-68 OT (11/20/2024)
Lost an overtime game	at Boston U., 68-84 OT (3/9/2023)
Won a double-OT game	vs. Maine, 87-81 2OT (11/26/2021)
Lost a double-OT game	N/A
Won a triple-OT game	vs. Lafayette, 76-73 3OT (1/5/2017)
Lost a triple-OT game	at Navy, 85-86 3OT (3/1/2003)

Last time an Army Individual

Double-double (Pts-Reb)	Kya Smith (18 pts, 14 reb) vs. New Hampshire (11/20/2025)
Double-double (Pts-Ast)	Reese Ericson (20 pts, 10 ast) at American (1/11/2023)
Double-double (Pts-Stl)	N/A
Double-double (w/o Pts)	N/A
20/10 Performance (Pts-Reb)	Kya Smith (20 pts, 11 reb) at St. Thomas (11/8/2025)
30/10 Performance (Pts-Reb)	Sabrina Hunter (32 pts, 14 reb) at Loyola Maryland (2/8/2023)
Triple-double	N/A
Scored 40 points	Kelsey Minato (49 pts) vs. Holy Cross (2/12/2014)
Scored 30 points	Sabrina Hunter (32 pts) at Loyola MD (2/8/2023)
Scored 20 points	Kya Smith (20 pts) at Oregon (11/16/2025)
Had 20 rebounds	Sabrina Hunter (21 reb) at Lafayette (2/18/2023)
Had 15 rebounds	Kya Smith (15 reb) vs. Navy (1/26/2025)
Had 10 assists	Reese Ericson (10 ast) at American (1/11/2023)
Had 5 steals	Camryn Tade (5 stl) at American (2/19/2025)
Had 5 blocked shots	Madison Hovren (5 blk) at Minnesota (12/8/2016)

THE LAST TIME AN OPPOSING TEAM

Scored 100 points	102 by Tennessee (3/19/2006)
Scored 90 Points	90 by Lehigh (1/12/2025)
Scored fewer than 60 points	50 by Saint Francis (11/22/2025)
Scored fewer than 50 points	44 by New Hampshire (11/20/2025)
Won by more than 30	37 by TCU (11/19/2023)
Shot 60 pct from floor	60% by Lehigh (3/16/2025)
Shot less than 35 pct from floor	28.3% by Saint Francis (11/22/2025)
Shot 50 pct from 3FG	55% by Lehigh (1/12/2025)
Shot less than 20 pct from 3FG	10% by Siena (11/13/2025)
Made 10 3-point field goals	13 by Lehigh (3/1/2025)
Shot 85 pct from FT line	100% by Oregon (11/16/2025)
Shot less than 50 pct from FT line	44% by Bucknell (2/22/2025)
Had 50 rebounds	50 by Texas A&M (11/13/2022)
Had 20 offensive rebounds	26 by Texas A&M (11/13/2022)
Had 20 assists	21 by Oregon (11/16/2025)
Had 20 turnovers	23 by New Hampshire (11/20/2025)
Had fewer than 10 turnovers	9 by Colgate (1/29/2025)
Had 10 steals	12 by Oregon (11/16/2025)
Had 10 blocked shots	10 by Navy (1/26/2025)
Had 0 blocked shots	0 by Saint Francis (11/22/2025)
Had two 20-point scorers	Sedona Prince (33 Pts), Madison Connor (24 Pts) of TCU (11/19/2023)
Made 1 or fewer 3 FG	1 by Siena (11/13/2025)

Last Time an Opponent Individual

Triple-double	Stephanie Karcz (13 Pts, 12 Reb, 12 Stl) of Loyola Maryland (1/18/2020)
Double-double	Destiny Adams (12 Pts, 10 Reb) of Rutgers (3/23/2025)
20+/10+ performance	Maddie Albrecht (28 Pts, 10 Reb) of Lehigh (2/21/2024)
Scored 30 points	Sedona Prince (33 Pts) of TCU (11/19/2023)
Scored 20 points	Mia Mancini (23) of Bryant (3/20/2025)
Had 20 rebounds	N/A
Had 15 rebounds	Sedona Prince (16) of TCU (11/19/2023)
Had 10 assists	Katie Fiso (10) of Oregon (11/16/2025)
Had 5 steals	Laura Salmeron (6) of Loyola MD W64-53 (2/12/2025)
Had 5 blocked shots	Caitlin Weimer (7) of Boston U (2/14/2024)

STARTING LINEUPS

OPPONENT	1	2	3	4	5	No.	Record
Pace	**Ericson**	**B. Wilson**	**Tade**	**T. Wilson**	**Smith**	**1**	**1-0**
St. Thomas	Ericson	B. Wilson	Tade	T. Wilson	Smith	2	2-0
Siena	**Ericson**	**B. Wilson**	**Tade**	**T. Wilson**	**Smith**	**3**	**3-0**
Oregon	Ericson	B. Wilson	Tade	T. Wilson	Smith	4	3-1
New Hampshire	**Ericson**	**B. Wilson**	**Tade**	**T. Wilson**	**Smith**	**5**	**4-1**
Saint Francis	Ericson	B. Wilson	Tade	T. Wilson	Smith	6	5-1

Home Game | Conference Game* | Patriot League Tournament+

MARGIN OF VICTORY/DEFEAT

	1	2	3	4	5	6	7	8	9	10	11-15	16-20	20-24	25+
Wins	-	-	-	-	-	1	-	-	-	-	1	1	-	2
Losses	-	-	-	-	-	-	-	-	-	-	-	-	-	1

ARMY'S RECORD WHEN (2025-26)	Overall	PL
Leading at halftime	4-0	0-0
Trailing at halftime	1-1	0-0
Tied at halftime	0-0	0-0
Playing in overtime	0-0	0-0
Shooting 50% or better	2-0	0-0
Shooting 40-49%	2-0	0-0
Shooting below 40%	1-0	0-0
Opp. shoots 50% or better	0-1	0-0
Opp. shoots between 40%-49%	2-0	0-0
Opp. Shoots below 40%	3-0	0-0
Army shoots 70% FT or better	2-0	0-0
Army shoots below 70% FT	3-1	0-0
Army has more rebounds	5-0	0-0
Opponent has more rebounds	0-1	0-0
Teams are tied in rebounds	0-0	0-0
Scoring less than 50 points	0-0	0-0
Scoring 50-59 points	0-1	0-0
Scoring 60-69 points	3-0	0-0
Scoring 70-79 points	0-0	0-0
Scoring 80-89 points	2-0	0-0
Scoring 90+ points	0-0	0-0
Allowing fewer than 50 points	1-0	0-0
Allowing 50-59 points	3-0	0-0
Allowing 60-69 points	1-0	0-0
Allowing 70-79 points	0-0	0-0
Allowing 80-89 points	0-1	0-0
Allowing 90+ points	0-0	0-0
Playing at home	3-0	0-0
Playing on the road	2-1	0-0
Playing on a neutral court	0-0	0-0
Game decided by 1-5 points	0-0	0-0
Game decided by 6-10 points	1-0	0-0
Game decided by 11+ points	4-1	0-0
Playing at night (5 p.m. or later)	2-0	0-0
Playing in the afternoon	3-1	0-0
Playing in the morning	0-0	0-0
Playing on Monday	1-0	0-0
Playing on Tuesday	0-0	0-0
Playing on Wednesday	0-0	0-0
Playing on Thursday	2-0	0-0
Playing on Friday	0-0	0-0
Playing on Saturday	2-0	0-0
Playing on Sunday	0-1	0-0
Playing in November	5-1	0-0
Playing in December	0-0	0-0
Playing in January	0-0	0-0
Playing in February	0-0	0-0
Playing in March	0-0	0-0
Playing on TV	0-0	0-0
Winning the opening tip	3-0	0-0
Losing the opening tip	2-1	0-0

#2 AUDREY ANNEE

GUARD | 5-9 | SO. | INDIANPOLIS, IND. | CENTER GROVE

SINGLE-GAME SEASON HIGHS:

Points..... 3 (2x)
Rebounds..... 1 (3x)
Assists..... 2 at St. Thomas (11/8/25)
Blocks ..... N/A
Steals 1 (2x)
Minutes .....11 at Saint Francis (11/22/25)
FG Made 1 (2x)
3FG Made 1 (2x)
FT Made..... N/A

SINGLE-GAME CAREER HIGHS:

Points..... 9 vs. Mt. St. Mary (12/29/24)
Rebounds..... 1 (3x)
Assists..... 2 at St. Thomas (11/8/25)
Blocks ..... N/A
Steals 1 (3x)
Minutes ..... 14 vs. Mt. St. Mary (12/29/24)
FG Made ..... 3 vs. Mt. St. Mary (12/29/24)
3FG Made ..... 3 vs. Mt. St. Mary (12/29/24)
FT Made..... 1 vs. American (2/1/25)

PLAYER HIGHLIGHTS

2025-26 (SOPHOMORE/YUK)
- Season-high 11 minutes against Saint Francis (11/22)
- Career-high two assists against St. Thomas (11/8)
- Three points in season opener at home against Pace (11/3)

2024-25 (FRESHMAN/PLEBE)
- Appeared in eight games for the Black Knights
- Played a season high 14 minutes at Mount St. Mary (12/29)
- Scored a season-high nine points against Mount. St. Mary (12/29)
- Scored a season-high 3 3-point shots against Mount. St. Mary (12/29)

PRIOR TO WEST POINT/PERSONAL
- Attended Center Grove High School, playing 4 years of Varsity Basketball as the Team Captain
- Indiana All-Star Award Winner, All-State Award Winner, All-County Award Winner, Offensive MVP Winner, Miss Teammate Award Winner, Fox Hole Award Winner
- Academic All-Conference Award, Academic All-State Honorable Mention, Scholar-Athlete Award, Academic All-Trojan Award

GAME-BY-GAME STATISTICS

				Total		3-Pointers		Free throws		Rebounds										
Opponent	Date	GS	MIN	FG-FGA	PCT	3FG-3FGA	PCT	FT-FTA	PCT	OFF	DEF	TOT	AVG	PF	A	TO	BLK	STL	PTS	AVG
Pace	11/03/2025		04:43	1-2	.500	1-2	.500	0-0	.000	0	0	0	0.0	1	0	0	0	0	3	3.0
at St. Thomas (MN)	11/08/2025		05:33	0-1	.000	0-1	.000	0-0	.000	0	0	0	0.0	1	2	0	0	0	0	1.5
Siena	11/13/2025		01:34	0-0	.000	0-0	.000	0-0	.000	0	1	1	0.3	1	0	0	0	0	0	1.0
New Hampshire	11/20/2025		05:19	0-1	.000	0-1	.000	0-0	.000	0	1	1	0.5	0	1	2	0	1	0	0.8
at Saint Francis	11/22/2025		10:37	1-4	.250	1-3	.333	0-0	.000	0	1	1	0.6	1	1	2	0	1	3	1.2
Totals		**0**	**27:45**	**2-8**	**.250**	**2-7**	**.286**	**0-0**	**.000**	**0**	**3**	**3**	**0.6**	**4**	**4**	**4**	**0**	**2**	**6**	**1.2**

MISCELLANEOUS STATS

	2025-26	CAREER
Games with 10+ points	0	0
Games with 20+ points	0	0
Games with 10+ rebounds	0	0
Games with 3+ assists	0	0
Games with 2+ steals	0	0
Games with 2+ blocks	0	0
Double-Doubles	0	0
Games started	0	0

CAREER STATISTICS

				Field Goals		3-Point		F-Throws		Rebounds									Scoring	
SEASON	TEAM	GP-GS	MIN/AVG	FG-FGA	FG%	3FG-3FGA	3FG%	FT-FTA	FT%	OFF	DEF	TOT	AVG	PF-FO	A	TO	BLK	STL	PTS	AVG
2024-25	ARM	8-0	42/5.2	7-15	.467	7-14	.500	1-2	.500	0	0	0	0.0	4-0	3	1	0	1	22	2.8
2025-26	ARM	5-0	28/5.6	2-8	.250	2-7	.286	0-0	.000	0	3	3	0.6	4-0	4	4	0	2	6	1.2
TOTAL		**13-0**	**70/5.3**	**9-23**	**.391**	**9-21**	**.429**	**1-2**	**.500**	**0**	**3**	**3**	**0.2**	**8-0**	**7**	**5**	**0**	**3**	**28**	**2.2**



#3 BROOKE WILSON

GUARD | 5-9 | SO. | BRYN MAWR, PA. | ARCHIBISHOP JOHN CARROL

SINGLE-GAME SEASON HIGHS:

Points.....6 at Saint Francis (11/22/25)
Rebounds..... 10 vs. Pace (11/3/25)
Assists..... 9 vs. Pace (11/3/25)
Blocks ..... N/A
Steals .....4 vs. Siena (11/13/25)
Minutes .....33 vs. Siena (11/13/25)
FG Made 2 (4x)
3FG Made 1 (3x)
FT Made.....2 at Saint Francis (11/22/25)

SINGLE-GAME CAREER HIGHS:

Points.....11 vs. Holy Cross (1/22/25)
Rebounds..... 10 vs. Pace (11/3/25)
Assists..... 9 vs. Pace (11/3/25)
Blocks ..... 1 vs. Boston U. (1/5/25)
Steals .....4 vs. Siena (11/13/25)
Minutes .....33 vs. Siena (11/13/25)
FG Made .....4 vs. Holy Cross (1/22/25)
3FG Made .....2 vs. Holy Cross (1/22/25)
FT Made..... 4 vs. Lehigh (1/12/25)

PLAYER HIGHLIGHTS

2025-26 (SOPHOMORE/YUK)
- Started all six games this season, averaging 24.5 minutes
- Has recorded four-plus assists in four games this season
- Career-high four steals vs. Siena (11/13)
- Career-high 10-rebound nine-assist game against Pace (11/3)

2024-25 (FRESHMAN/PLEBE)
- Appeared in all 33 games with 323 minutes for the Black Knights
- Had a perfect field goal and 3 point percentage against Mount St. Mary, going a combined 5-5 (12/29
- Went on a 13-game point streak from Mount St. Mary (12/29) to Loyola Maryland (2/12)
- Made all 4 free throws in a game against Lehigh (1/12)
- Finished the season with 87 points
- Played a season high 24 minutes against Holy Cross (1/22)
- Had a season high 11 points against Holy Cross (1/22)
- Earned a season high seven rebounds against Bucknell (2/22)
- Recorded a season-high three steals at Bryant (3/20)

PRIOR TO WEST POINT
- Attended Archbishop John Carrol High School, achieving 1,000 points scored and earning Honor Roll every semester
- PIAA 6A 2023 State Champion, Philadelphia Area First Team Award Winner, Markward Philadelphia Basketball Player of the Year
- 3x Philadelphia Catholic League Honors, PCL MVP Senior Season
- 2x All-State Honors, achieving Second Team Junior Season and First Team Senior Season
- 4x All-Delco, achieving First Team Junior and Senior Season.

GAME-BY-GAME STATISTICS

				Total		3-Pointers		Free throws		Rebounds										
Opponent	Date	GS	MIN	FG-FGA	PCT	3FG-3FGA	PCT	FT-FTA	PCT	OFF	DEF	TOT	AVG	PF	A	TO	BLK	STL	PTS	AVG
Pace	11/03/2025	*	24:36	2-6	.333	0-4	.000	0-0	.000	2	8	10	10.0	1	9	2	0	2	4	4.0
at St. Thomas (MN)	11/08/2025	*	24:59	2-4	.500	1-1	1.000	0-2	.000	1	3	4	7.0	4	4	3	0	1	5	4.5
Siena	11/13/2025	*	32:51	1-6	.167	1-2	.500	1-2	.500	2	5	7	7.0	3	4	5	0	4	4	4.3
at Oregon	11/16/2025	*	18:17	2-6	.333	1-4	.250	0-0	.000	0	2	2	5.8	2	2	5	0	1	5	4.5
New Hampshire	11/20/2025	*	19:44	0-2	.000	0-1	.000	0-0	.000	1	0	1	4.8	3	1	3	0	2	0	3.6
at Saint Francis	11/22/2025	*	26:46	2-4	.500	0-1	.000	2-3	.667	0	6	6	5.0	0	5	2	0	2	6	4.0
Totals		**6**	**147:14**	**9-28**	**.321**	**3-13**	**.231**	**3-7**	**.429**	**6**	**24**	**30**	**5.0**	**13**	**25**	**20**	**0**	**12**	**24**	**4.0**

MISCELLANEOUS STATS

	2025-26	CAREER
Games with 10+ points	0	1
Games with 20+ points	0	0
Games with 10+ rebounds	1	1
Games with 3+ assists	4	8
Games with 2+ steals	4	10
Games with 2+ blocks	0	0
Double-Doubles	0	0
Games started	6	6

CAREER STATISTICS

				Field Goals		3-Point		F-Throws		Rebounds									Scoring	
SEASON	TEAM	GP-GS	MIN/AVG	FG-FGA	FG%	3FG-3FGA	3FG%	FT-FTA	FT%	OFF	DEF	TOT	AVG	PF-FO	A	TO	BLK	STL	PTS	AVG
2024-25	ARM	33-0	409/12.4	30-68	.441	7-22	.318	20-39	.513	14	45	59	1.8	53-0	31	31	2	20	87	2.6
2025-26	ARM	6-6	147/24.5	9-28	.321	3-13	.231	3-7	.429	6	24	30	5.0	13-0	25	20	0	12	24	4.0
TOTAL		**39-6**	**556/14.3**	**39-96**	**.406**	**10-35**	**.286**	**23-46**	**.500**	**20**	**69**	**89**	**2.3**	**66-0**	**56**	**51**	**2**	**32**	**111**	**2.8**

#4 STELLA CHARTRAND

GUARD | 5-9 | SO. | ATLANTA, GA. | THE WESTMINSTER SCHOOLS

SINGLE-GAME SEASON HIGHS:

Points.....9 at Saint Francis (11/22/25)
Rebounds..... 2 (3x)
Assists.....1 vs. New Hampshire (11/20/25)
Blocks .....1 vs. Siena (11/13/25)
Steals .....2 vs. New Hampshire (11/20/25)
Minutes .....17 at Saint Francis (11/22/25)
FG Made 3 (2x)
3FG Made .....2 at Saint Francis (11/22/25)
FT Made..... 2 (2x)

SINGLE-GAME CAREER HIGHS:

Points.....9 at Saint Francis (11/22/25)
Rebounds..... 2 (4x)
Assists.....1 vs. New Hampshire (11/20/25)
Blocks .....1 vs. Siena (11/13/25)
Steals .....2 vs. New Hampshire (11/20/25)
Minutes .....17 at Saint Francis (11/22/25)
FG Made 3 (2x)
3FG Made .....2 at Saint Francis (11/22/25)
FT Made..... 2 (2x)

PLAYER HIGHLIGHTS

2025-26 (SOPHOMORE/YUK)
- Has appeared in all six games this season
- Career-high in minutes (17) and points (9) against Saint Francis (11/22)

2024-25 (FRESHMAN/PLEBE)
- Appeared in four games for the Black Knights
- Appeared in her first game at Army against St. Peter's (11/9)
- Scored two points against Mount St. Mary (12/29
- Recorded 2 rebounds against Mount St. Mary (12/29).

PRIOR TO WEST POINT/PERSONAL
- Attended The Westminster Schools of Atlanta as a three-sport athlete, excelling in Basketball, Softball, and Lacrosse
- Four-time First Team All-Region Player, Offensive Player of the Year Winner, Defensive Player of the Year Winner, MVP Award Winner, and Leadership Award Winner
- Graduated as a Career-Honor Roll Student and achieved National Honor Society

GAME-BY-GAME STATISTICS

				Total		3-Pointers		Free throws		Rebounds										
Opponent	Date	GS	MIN	FG-FGA	PCT	3FG-3FGA	PCT	FT-FTA	PCT	OFF	DEF	TOT	AVG	PF	A	TO	BLK	STL	PTS	AVG
Pace	11/03/2025		10:30	3-8	.375	1-6	.167	0-0	.000	1	1	2	2.0	0	0	0	0	1	7	7.0
at St. Thomas (MN)	11/08/2025		06:19	0-2	.000	0-1	.000	0-2	.000	0	0	0	1.0	2	0	1	0	0	0	3.5
Siena	11/13/2025		10:44	1-3	.333	1-2	.500	2-2	1.000	0	0	0	0.7	3	0	1	1	0	5	4.0
at Oregon	11/16/2025		11:32	1-1	1.000	1-1	1.000	0-0	.000	1	0	1	0.8	1	0	0	0	1	3	3.8
New Hampshire	11/20/2025		15:54	1-3	.333	0-1	.000	2-2	1.000	0	2	2	1.0	0	1	0	0	2	4	3.8
at Saint Francis	11/22/2025		16:53	3-5	.600	2-3	.667	1-4	.250	1	1	2	1.2	0	0	0	0	0	9	4.7
Totals		**0**	**71:52**	**9-22**	**.409**	**5-14**	**.357**	**5-10**	**.500**	**3**	**4**	**7**	**1.2**	**6**	**1**	**2**	**1**	**4**	**28**	**4.7**

MISCELLANEOUS STATS

	2025-26	CAREER
Games with 10+ points	0	0
Games with 20+ points	0	0
Games with 10+ rebounds	0	0
Games with 3+ assists	0	0
Games with 2+ steals	1	1
Games with 2+ blocks	0	0
Double-Doubles	0	0
Games started	0	0

CAREER STATISTICS

				Field Goals		3-Point		F-Throws		Rebounds									Scoring	
SEASON	TEAM	GP-GS	MIN/AVG	FG-FGA	FG%	3FG-3FGA	3FG%	FT-FTA	FT%	OFF	DEF	TOT	AVG	PF-FO	A	TO	BLK	STL	PTS	AVG
2024-25	ARM	4-0	13/3.2	1-5	.200	0-4	.000	0-0	.000	0	2	2	0.5	1-0	0	0	0	0	2	0.5
2025-26	ARM	6-0	72/12.0	9-22	.409	5-14	.357	5-10	.500	3	4	7	1.2	6-0	1	2	1	4	28	4.7
TOTAL		**10-0**	**85/8.5**	**10-27**	**.370**	**5-18**	**.278**	**5-10**	**.500**	**3**	**6**	**9**	**0.9**	**7-0**	**1**	**2**	**1**	**4**	**30**	**3.0**

#10 REGANNE REARDON

FORWARD | 6-1 | FR. | CHICAGO, ILL. | ST. IGNATIUS COLLEGE PREP

SINGLE-GAME SEASON HIGHS:

Points..... 11 vs. Pace (11/3/25)
Rebounds..... 8 vs. Pace (11/3/25)
Assists.....3 at Oregon (11/16/25)
Blocks .....1 at Saint Francis (11/22/25)
Steals 1 (3x)
Minutes ..... 23 at St. Thomas (11/8/25)
FG Made ..... 5 vs. Pace (11/3/25)
3FG Made 1 (2x)
FT Made.....4 at Saint Francis (11/22/25)

SINGLE-GAME CAREER HIGHS:

Points..... 11 vs. Pace (11/3/25)
Rebounds..... 8 vs. Pace (11/3/25)
Assists.....3 at Oregon (11/16/25)
Blocks .....1 at Saint Francis (11/22/25)
Steals 1 (3x)
Minutes ..... 23 at St. Thomas (11/8/25)
FG Made ..... 5 vs. Pace (11/3/25)
3FG Made 1 (2x)
FT Made.....4 at Saint Francis (11/22/25)

PLAYER HIGHLIGHTS

2025-26 (FRESHMAN/PLEBE)
- Played career-high 23 minutes in win over St. Thomas (11/8)
- Scored 11 points in collegiate debut, while grabbing eight rebounds against Pace (11/3)
- Had eight points in win over Saint Francis (11/22)

PRIOR TO WEST POINT
- Attended Saint Ignatius College Prep, averaging 21.3 points, 10 rebounds, and three steals per game her senior year while also earning honor roll
- IBCA All-State First Team (2024-25)... IBCA All-State 3rd team (2023-24)
- Girls Catholic Athletic All-Conference (2023-24 and 2024-25)
- Played lacrosse and volleyball in high school
- Enjoys playing golf and watching football and basketbal
- Father, Bill Reardon, played football as a center and long snapper at Iowa
- Mother, Danielle Reardon, rowed at Iowa
- Brother, Buddy Reardon, played football as a long snapper at Iowa for four years and is currently playing for Northeastern
- Sister, Keely Reardon, did ROTC at Villanova
- Sister, Britni Reardon, is active in the National Guard

GAME-BY-GAME STATISTICS

				Total		3-Pointers		Free throws		Rebounds										
Opponent	**Date**	**GS**	**MIN**	**FG-FGA**	**PCT**	**3FG-3FGA**	**PCT**	**FT-FTA**	**PCT**	**OFF**	**DEF**	**TOT**	**AVG**	**PF**	**A**	**TO**	**BLK**	**STL**	**PTS**	**AVG**
Pace	11/03/2025		20:37	5-9	.556	1-2	.500	0-0	.000	4	4	8	8.0	2	2	1	0	0	11	11.0
at St. Thomas (MN)	11/08/2025		22:40	3-9	.333	1-4	.250	0-1	.000	0	2	2	5.0	1	1	0	0	1	7	9.0
Siena	11/13/2025		16:21	1-6	.167	0-2	.000	3-3	1.000	2	2	4	4.7	3	1	2	0	0	5	7.7
at Oregon	11/16/2025		13:14	0-1	.000	0-0	.000	0-0	.000	0	1	1	3.8	1	3	1	0	0	0	5.8
New Hampshire	11/20/2025		16:03	0-2	.000	0-1	.000	0-0	.000	0	0	0	3.0	0	1	1	0	1	0	4.6
at Saint Francis	11/22/2025		16:15	2-7	.286	0-3	.000	4-4	1.000	2	5	7	3.7	2	1	1	1	1	8	5.2
Totals		**0**	**105:09**	**11-34**	**.324**	**2-12**	**.167**	**7-8**	**.875**	**8**	**14**	**22**	**3.7**	**9**	**9**	**6**	**1**	**3**	**31**	**5.2**

MISCELLANEOUS STATS

	2025-26	CAREER
Games with 10+ points	1	1
Games with 20+ points	0	0
Games with 10+ rebounds	0	0
Games with 3+ assists	1	1
Games with 2+ steals	0	0
Games with 2+ blocks	0	0
Double-Doubles	0	0
Games started	0	0

CAREER STATISTICS

				Field Goals		3-Point		F-Throws		Rebounds									Scoring	
SEASON	**TEAM**	**GP-GS**	**MIN/AVG**	**FG-FGA**	**FG%**	**3FG-3FGA**	**3FG%**	**FT-FTA**	**FT%**	**OFF**	**DEF**	**TOT**	**AVG**	**PF-FO**	**A**	**TO**	**BLK**	**STL**	**PTS**	**AVG**
2025-26	ARM	6-0	105/17.5	11-34	.324	2-12	.167	7-8	.875	8	14	22	3.7	9-0	9	6	1	3	31	5.2
TOTAL		**6-0**	**105/17.5**	**11-34**	**.324**	**2-12**	**.167**	**7-8**	**.875**	**8**	**14**	**22**	**3.7**	**9-0**	**9**	**6**	**1**	**3**	**31**	**5.2**



#11 KELLY CRAMER

GUARD | 5-8 | FR. | PONTE VEDRA, FLA. | ST. JOSEPH ACADEMY

SINGLE-GAME SEASON HIGHS:

Points	N/A
Rebounds	N/A
Assists	N/A
Blocks	N/A
Steals	N/A
Minutes	3 at Saint Francis (11/22/25)
FG Made	N/A
3FG Made	N/A
FT Made	N/A

SINGLE-GAME CAREER HIGHS:

Points	N/A
Rebounds	N/A
Assists	N/A
Blocks	N/A
Steals	N/A
Minutes	3 at Saint Francis (11/22/25)
FG Made	N/A
3FG Made	N/A
FT Made	N/A

PLAYER HIGHLIGHTS

2025-26 (FRESHMAN/PLEBE)
• Has appeared in three games this season

PRIOR TO WEST POINT/PERSONAL
• Attended St. Joseph Academy where she scored 1755 Pts, 602 rebounds, 309 assists, 331 steals, 44 blocks, seven charges, 21 double-doubles, and two triple-doubles in her four years there
• Four time All-County Team, two time All-Conference Team, All-County Player of the Year Nominee (10th grade), two time Northeast Florida Second-Team (11th/12th grade), 1000 and 1500 point club
• Academically she earned Principal's Honor Roll all four years, three year National Honors Society, two years on the Rho Kappa History Honor Society, senior year earned both National Science and Math Society, and finished a cumulative weighted GPA of 4.22
• Other than basketball she played both volleyball and tennis
• Outside of basketball she enjoys going to the beach, playing pickleball and being out on the water with friends and family
• Brother, Rodger Cramer, serving as a Marine 2nd LT

GAME-BY-GAME STATISTICS

				Total		3-Pointers		Free throws		Rebounds										
Opponent	Date	GS	MIN	FG-FGA	PCT	3FG-3FGA	PCT	FT-FTA	PCT	OFF	DEF	TOT	AVG	PF	A	TO	BLK	STL	PTS	AVG
Pace	11/03/2025		01:56	0-0	.000	0-0	.000	0-0	.000	0	0	0	0.0	0	0	0	0	0	0	0.0
New Hampshire	11/20/2025		01:16	0-0	.000	0-0	.000	0-0	.000	0	0	0	0.0	0	0	0	0	0	0	0.0
at Saint Francis	11/22/2025		02:02	0-0	.000	0-0	.000	0-0	.000	0	0	0	0.0	0	0	0	0	0	0	0.0
Totals		**0**	**05:14**	**0-0**	**.000**	**0-0**	**.000**	**0-0**	**.000**	**0**	**0**	**0**	**0.0**	**0**	**0**	**0**	**0**	**0**	**0**	**0.0**

MISCELLANEOUS STATS

	2025-26	CAREER
Games with 10+ points	0	0
Games with 20+ points	0	0
Games with 10+ rebounds	0	0
Games with 3+ assists	0	0
Games with 2+ steals	0	0
Games with 2+ blocks	0	0
Double-Doubles	0	0
Games started	0	0

CAREER STATISTICS

				Field Goals		3-Point		F-Throws		Rebounds									Scoring	
SEASON	TEAM	GP-GS	MIN/AVG	FG-FGA	FG%	3FG-3FGA	3FG%	FT-FTA	FT%	OFF	DEF	TOT	AVG	PF-FO	A	TO	BLK	STL	PTS	AVG
2025-26	ARM	3-0	5/1.7	0-0	.000	0-0	.000	0-0	.000	0	0	0	0.0	0-0	0	0	0	0	0	0.0
TOTAL		**3-0**	**5/1.7**	**0-0**	**.000**	**0-0**	**.000**	**0-0**	**.000**	**0**	**0**	**0**	**0.0**	**0-0**	**0**	**0**	**0**	**0**	**0**	**0.0**

#12 JANE PRESTON

FORWARD | 6-2 | FR. | BERWYN, PA. | CONESTOGA

SINGLE-GAME SEASON HIGHS:

Points.....2 at Saint Francis (11/22/25)
Rebounds..... 2 vs. Pace (11/3/25)
Assists.....N/A
Blocks .....N/A
Steals .....N/A
Minutes ..... 4 vs. Pace (11/3/25)
FG Made .....1 at Saint Francis (11/22/25)
3FG Made .....N/A
FT Made.....N/A

SINGLE-GAME CAREER HIGHS:

Points.....2 at Saint Francis (11/22/25)
Rebounds..... 2 vs. Pace (11/3/25)
Assists.....N/A
Blocks .....N/A
Steals .....N/A
Minutes ..... 4 vs. Pace (11/3/25)
FG Made .....1 at Saint Francis (11/22/25)
3FG Made .....N/A
FT Made.....N/A

PLAYER HIGHLIGHTS

2025-26 (FRESHMAN/PLEBE)
- Has appeared in three games this season
- Scored first points against Saint Francis (11/22)

PRIOR TO WEST POINT/PERSONAL
- Attended Conestoga High School, four year starter averaging 12 points and seven rebounds per game her senior year while earning honor roll and being part of the National Honors Society
- Three time All-Conference player
- Also played lacrosse in high school
- Outside of basketball she enjoys hanging out with friends and family
- Brother, Will Preston, is a firstie at West Point
- Cousin, Matt Brier, is a Captain for the Army National Guard Corps of Engineers

GAME-BY-GAME STATISTICS

				Total		3-Pointers		Free throws		Rebounds										
Opponent	Date	GS	MIN	FG-FGA	PCT	3FG-3FGA	PCT	FT-FTA	PCT	OFF	DEF	TOT	AVG	PF	A	TO	BLK	STL	PTS	AVG
Pace	11/03/2025		03:37	0-1	.000	0-0	.000	0-2	.000	0	2	2	2.0	0	0	1	0	0	0	0.0
New Hampshire	11/20/2025		01:16	0-0	.000	0-0	.000	0-0	.000	0	0	0	1.0	0	0	0	0	0	0	0.0
at Saint Francis	11/22/2025		02:02	1-1	1.000	0-0	.000	0-1	.000	0	1	1	1.0	0	0	0	0	0	2	0.7
Totals		**0**	**06:55**	**1-2**	**.500**	**0-0**	**.000**	**0-3**	**.000**	**0**	**3**	**3**	**1.0**	**0**	**0**	**1**	**0**	**0**	**2**	**0.7**

MISCELLANEOUS STATS

	2025-26	CAREER
Games with 10+ points	0	0
Games with 20+ points	0	0
Games with 10+ rebounds	0	0
Games with 3+ assists	0	0
Games with 2+ steals	0	0
Games with 2+ blocks	0	0
Double-Doubles	0	0
Games started	0	0

CAREER STATISTICS

				Field Goals		3-Point		F-Throws		Rebounds									Scoring	
SEASON	TEAM	GP-GS	MIN/AVG	FG-FGA	FG%	3FG-3FGA	3FG%	FT-FTA	FT%	OFF	DEF	TOT	AVG	PF-FO	A	TO	BLK	STL	PTS	AVG
2025-26	ARM	3-0	7/2.3	1-2	.500	0-0	.000	0-3	.000	0	3	3	1.0	0-0	0	1	0	0	2	0.7
TOTAL		**3-0**	**7/2.3**	**1-2**	**.500**	**0-0**	**.000**	**0-3**	**.000**	**0**	**3**	**3**	**1.0**	**0-0**	**0**	**1**	**0**	**0**	**2**	**0.7**

#15 LANDRY SHERRER

GUARD | 5-8 | FR. | COPPELL, TEXAS | COPPELL

SINGLE-GAME SEASON HIGHS:

Points..... N/A
Rebounds..... 1 vs. Pace (11/3/25)
Assists..... N/A
Blocks..... N/A
Steals..... N/A
Minutes..... 2 vs. Pace (11/3/25)
FG Made..... N/A
3FG Made..... N/A
FT Made..... N/A

SINGLE-GAME CAREER HIGHS:

Points..... N/A
Rebounds..... 1 vs. Pace (11/3/25)
Assists..... N/A
Blocks..... N/A
Steals..... N/A
Minutes..... 2 vs. Pace (11/3/25)
FG Made..... N/A
3FG Made..... N/A
FT Made..... N/A

PLAYER HIGHLIGHTS

2025-26 (FRESHMAN/PLEBE)
• Has appeared in one game this season

PRIOR TO WEST POINT/PERSONAL
• Attended Coppell High School, where she scored 1,479 career points and 598 her senior year (17 ppg)
• She also drew 64 charges over her four year high school career
• Top-five scorer in the Dallas/Fort Worth area during her 2024-25 season
• Named TABC All-State, TGCA All-State, TABC All-Region, DMN HM All-Area Team, First-Team All-District
• Was named Team MVP during her senior year and holds the school record for the most points in a single game (40)
• A member of the National Honor Society, Four-year Honor Roll member, THSCA HM Academic All-State and TABC Academic All-State
• Dad played football at Oklahoma State, and her twin sister run cross country at Lehigh

GAME-BY-GAME STATISTICS

				Total		3-Pointers		Free throws		Rebounds										
Opponent	Date	GS	MIN	FG-FGA	PCT	3FG-3FGA	PCT	FT-FTA	PCT	OFF	DEF	TOT	AVG	PF	A	TO	BLK	STL	PTS	AVG
Pace	11/03/2025		01:56	0-1	.000	0-0	.000	0-0	.000	1	0	1	1.0	0	1	0	0	0	0	0.0
Totals		**0**	**01:56**	**0-1**	**.000**	**0-0**	**.000**	**0-0**	**.000**	**1**	**0**	**1**	**1.0**	**0**	**1**	**0**	**0**	**0**	**0**	**0.0**

MISCELLANEOUS STATS

	2025-26	CAREER
Games with 10+ points	0	0
Games with 20+ points	0	0
Games with 10+ rebounds	0	0
Games with 3+ assists	0	0
Games with 2+ steals	0	0
Games with 2+ blocks	0	0
Double-Doubles	0	0
Games started	0	0

CAREER STATISTICS

				Field Goals		3-Point		F-Throws		Rebounds									Scoring	
SEASON	TEAM	GP-GS	MIN/AVG	FG-FGA	FG%	3FG-3FGA	3FG%	FT-FTA	FT%	OFF	DEF	TOT	AVG	PF-FO	A	TO	BLK	STL	PTS	AVG
2025-26	ARM	1-0	2/1.9	0-1	.000	0-0	.000	0-0	.000	1	0	1	1.0	0-0	1	0	0	0	0	0.0
TOTAL		**1-0**	**2/1.9**	**0-1**	**.000**	**0-0**	**.000**	**0-0**	**.000**	**1**	**0**	**1**	**1.0**	**0-0**	**1**	**0**	**0**	**0**	**0**	**0.0**

#20 CAMRYN TADE

GUARD | 5-9 | JR. | SOUTHLAKE, TEXAS | CARROLL

SINGLE-GAME SEASON HIGHS:

Points.....23 vs. Siena (11/13/25)
Rebounds.....6 vs. Siena (11/13/25)
Assists.....6 vs. Pace (11/3/25)
Blocks .....2 at Saint Francis (11/22/25)
Steals .....2 at St. Thomas (11/8/25)
Minutes 33 (2x)
FG Made .....7 vs. Siena (11/13/25)
3FG Made .....2 vs. New Hampshire (11/20/25)
FT Made.....8 vs. Siena (11/13/25)

SINGLE-GAME CAREER HIGHS:

Points.....23 vs. Siena (11/13/25)
Rebounds.....10 (2x)
Assists.....6 vs. Pace (11/3/25)
Blocks 2 (4x)
Steals 5 (2x)
Minutes .....44 vs. Air Froce (11/15/25)
FG Made 7 (4x)
3FG Made .....4 at Boston U (1/18/25)
FT Made.....8 vs. Siena (11/13/25)

PLAYER HIGHLIGHTS

2025-26 (JUNIOR/COW)
• Started all six games this season
• Career-high 23 points against Siena – first 20-point game of her career.
• 10-plus points in three games this season
• Season-high two made threes against New Hampshire (11/20)
• Four assists in win over St. Thomas (11/8)
• Career-high six assists in season opener vs. Pace (11/3)

2024-25 (SOPHOMORE/YUK)
• Started in all 33 games, finished second among all Army players in minutes played with 1072
• Finished third among all Black Knights in free throw percentage (79%)
• Averaged 8.3 points per game
• Finished second among all Army players in steals with 48
• Averaged 5.2 rebounds per game to finish second best on the team
• Set new career highs in minutes played (44, 11/15 at Air Force), points (18, 1/18 at Boston U), assists (5, 1/8 Loyal Maryland), and rebounds (10, 1/26 Navy)
• Recorded 14 games with at least 10 points.

2023-24 (FRESHMAN/PLEBE)
• Started in 11 of her 28 appearances, averaging 21 minutes per game
• Had a total of 95 rebounds in her rookie campaign at Army
• Also totaled 29 assists
• She averaged 5.1 points per game
• Scored a season high 16 points against FDU (11/12)
• She played a season-high 35 minutes against Bucknell (2/24)

PRIOR TO WEST POINT/PERSONAL
• Had over 2200 career points while attending Carroll High School
• First Team All-State, three-time First Team All-Region, two-time District MVP, District Offensive Player of The Year, District Newcomer of the Year
• Was a member of the National Honor Society a four-time Academic All-District

GAME-BY-GAME STATISTICS

				Total		3-Pointers		Free throws		Rebounds										
Opponent	Date	GS	MIN	FG-FGA	PCT	3FG-3FGA	PCT	FT-FTA	PCT	OFF	DEF	TOT	AVG	PF	A	TO	BLK	STL	PTS	AVG
Pace	11/03/2025	*	27:57	1-8	.125	0-7	.000	0-0	.000	1	3	4	4.0	2	6	1	0	0	2	2.0
at St. Thomas (MN)	11/08/2025	*	23:17	3-8	.375	0-0	.000	0-0	.000	1	0	1	2.5	3	4	2	0	2	6	4.0
Siena	11/13/2025	*	32:16	7-11	.636	1-1	1.000	8-8	1.000	4	2	6	3.7	2	3	1	0	0	23	10.3
at Oregon	11/16/2025	*	32:30	4-9	.444	0-1	.000	0-0	.000	1	3	4	3.8	2	1	4	0	0	8	9.8
New Hampshire	11/20/2025	*	28:55	6-11	.545	2-3	.667	0-0	.000	0	3	3	3.6	0	1	0	0	0	14	10.6
at Saint Francis	11/22/2025	*	26:55	5-6	.833	1-2	.500	3-4	.750	0	4	4	3.7	3	1	0	2	1	14	11.2
Totals		**6**	**171:50**	**26-53**	**.491**	**4-14**	**.286**	**11-12**	**.917**	**7**	**15**	**22**	**3.7**	**12**	**16**	**8**	**2**	**3**	**67**	**11.2**

MISCELLANEOUS STATS

	2025-26	CAREER
Games with 10+ points	3	21
Games with 20+ points	1	1
Games with 10+ rebounds	0	2
Games with 3+ assists	3	21
Games with 2+ steals	1	24
Games with 2+ blocks	1	4
Double-Doubles	0	1
Games started	6	49

CAREER STATISTICS

				Field Goals		3-Point		F-Throws		Rebounds									Scoring	
SEASON	TEAM	GP-GS	MIN/AVG	FG-FGA	FG%	3FG-3FGA	3FG%	FT-FTA	FT%	OFF	DEF	TOT	AVG	PF-FO	A	TO	BLK	STL	PTS	AVG
2023-24	ARM	28-11	596/21.3	56-106	.528	6-14	.429	25-32	.781	43	52	95	3.4	33-1	29	21	4	33	143	5.1
2024-25	ARM	33-33	1069/32.4	94-203	.463	37-96	.385	49-62	.790	56	117	173	5.2	75-0	72	34	11	48	274	8.3
2025-26	ARM	6-6	172/28.6	26-53	.491	4-14	.286	11-12	.917	7	15	22	3.7	12-0	16	8	2	3	67	11.2
TOTAL		**67-50**	**1837/27.4**	**176-362**	**.486**	**47-124**	**.379**	**85-106**	**.802**	**106**	**184**	**290**	**4.3**	**120-1**	**117**	**63**	**17**	**84**	**484**	**7.2**

#21 REESE ERICSON (C)

GUARD | 5-6 | SR. | LAKE OSWEGO, ORE. | LAKRIDGE

SINGLE-GAME SEASON HIGHS:

Points	18 vs. Pace (11/3/25)
Rebounds	2 (2x)
Assists	8 at Oregon (11/16/25)
Blocks	N/A
Steals	2 (2x)
Minutes	39 (2x)
FG Made	6 vs. Pace (11/3/25)
3FG Made	6 vs. Pace (11/3/25)
FT Made	2 (2x)

SINGLE-GAME CAREER HIGHS:

Points	28 at Bucknell (2/8/25)
Rebounds	6 (2x)
Assists	10 at American (1/11/23)
Blocks	1 (4x)
Steals	4 vs. Holy Cross (2/27/24)
Minutes	41 at Boston U (3/9/23)
FG Made	10 at Bucknell (2/8/25)
3FG Made	8 at Bucknell (2/8/25)
FT Made	7 vs. Navy (1/21/23)

PLAYER HIGHLIGHTS

2025-26 (SENIOR/FIRSTIE)
- Has started all six games this season
- Season-high eight assists against Big Ten foe Oregon (11/16)
- 12 points in 39 minutes in come-from-behind win over St. Thomas (11/8)
- 18 points on six made threes in season opener against Pace (11/3)

2024-25 (JUNIOR/COW)
- Started and played in 32 games for the Black Knights
- Led the Patriot League, finishing with a 94.7% free-throw percentage
- Set a new season high in points with 332, averaging 10.4 points per game
- Tied a career-high six rebounds against Oakland (11/12)
- Had a season-high eight assists at Lafayette (1/18)
- Recorded a career-high 28 points at Bucknell (2/8)
- Recorded a career-high eight 3-pointers at Bucknell (2/8)
- Played a season-high 40 minutes at Navy (2/15)
- Tied career high with two steals against American (2/19)

2023-24 (SOPHOMORE/YUK)
- Started in 26 of her 29 appearances for the Black Knights
- Totaled a team-high 884 minutes for the Black Knights, averaging 30 minutes per game
- She led the team in assists with 80
- Averaged 8.8 points per game
- She scored a total of 256 points in her second season as a Black Knight
- Scored a season-high 25 points and seven assists against Five Towns (12/30)
- Played a season-high 39 minutes against Hofstra (11/28)

2022-23 (FRESHMAN/PLEBE)
- Started 22 starts of her 30 appearances
- Named top freshman in the conference with Rookie of the Year honors
- Second on the Black Knights and 19th in the Patriot League with 10.0 points per game
- Led Army with 93 assists which ranked top-five in the conference
- Second on the team and ninth in the Patriot League with 43 three-pointers made
- Four-time Patriot League Rookie of the Week, making her

GAME-BY-GAME STATISTICS

				Total		3-Pointers		Free throws		Rebounds										
Opponent	Date	GS	MIN	FG-FGA	PCT	3FG-3FGA	PCT	FT-FTA	PCT	OFF	DEF	TOT	AVG	PF	A	TO	BLK	STL	PTS	AVG
Pace	11/03/2025	*	28:43	6-9	.667	6-9	.667	0-0	.000	1	1	2	2.0	0	4	1	0	1	18	18.0
at St. Thomas (MN)	11/08/2025	*	38:09	4-7	.571	2-4	.500	2-2	1.000	0	1	1	1.5	1	2	2	0	2	12	15.0
Siena	11/13/2025	*	31:42	2-9	.222	2-9	.222	2-2	1.000	0	1	1	1.3	1	2	1	0	0	8	12.7
at Oregon	11/16/2025	*	38:48	2-11	.182	2-10	.200	0-0	.000	0	1	1	1.3	0	8	2	0	0	6	11.0
New Hampshire	11/20/2025	*	32:08	1-3	.333	0-1	.000	0-0	.000	0	0	0	1.0	1	4	0	0	0	2	9.2
at Saint Francis	11/22/2025	*	29:23	4-7	.571	3-6	.500	0-0	.000	0	2	2	1.2	1	6	3	0	2	11	9.5
Totals		**6**	**198:53**	**19-46**	**.413**	**15-39**	**.385**	**4-4**	**1.000**	**1**	**6**	**7**	**1.2**	**4**	**26**	**9**	**0**	**5**	**57**	**9.5**

MISCELLANEOUS STATS

	2025-26	CAREER
Games with 10+ points	3	39
Games with 20+ points	0	7
Games with 10+ rebounds	0	0
Games with 3+ assists	4	48
Games with 2+ steals	2	15
Games with 2+ blocks	0	0
Double-Doubles	0	1
Games started	6	86

CAREER STATISTICS

				Field Goals		3-Point		F-Throws		Rebounds									Scoring	
SEASON	TEAM	GP-GS	MIN/AVG	FG-FGA	FG%	3FG-3FGA	3FG%	FT-FTA	FT%	OFF	DEF	TOT	AVG	PF-FO	A	TO	BLK	STL	PTS	AVG
2022-23	ARM	30-22	856/28.5	108-258	.419	43-118	.364	40-47	.851	15	62	77	2.6	68-1	93	79	1	11	299	10.0
2023-24	ARM	29-26	885/30.5	95-294	.323	55-172	.320	11-19	.579	15	45	60	2.1	49-0	80	71	2	32	256	8.8
2024-25	ARM	32-32	1012/31.6	115-314	.366	84-232	.362	18-19	.947	7	74	81	2.5	50-1	73	44	1	18	332	10.4
2025-26	ARM	6-6	199/33.1	19-46	.413	15-39	.385	4-4	1.000	1	6	7	1.2	4-0	26	9	0	5	57	9.5
TOTAL		**97-86**	**2951/30.4**	**337-912**	**.370**	**197-561**	**.351**	**73-89**	**.820**	**38**	**187**	**225**	**2.3**	**171-2**	**272**	**203**	**4**	**66**	**944**	**9.7**



#22 TAYLOR WILSON

GUARD | 5-10 | JR. | BRYN MAWR, PA. | ARCHBISHOP JOHN CARROLL

SINGLE-GAME SEASON HIGHS:

Points..... 20 vs. Pace (11/3/25)
Rebounds..... 4 (3x)
Assists..... 3 vs. Pace (11/3/25)
Blocks 1 (5x)
Steals ..... 2 vs. Siena (11/13/25)
Minutes .....34 at Oregon (11/16/25)
FG Made ..... 8 vs. Pace (11/3/25)
3FG Made ..... 4 vs. Pace (11/3/25)
FT Made.....3 vs. vs. New Hampshire (11/20/25)

SINGLE-GAME CAREER HIGHS:

Points..... 20 vs. Pace (11/3/25)
Rebounds..... 8 vs. Oakland (11/12/24)
Assists..... 3 (2x)
Blocks .....3 vs Holy Cross (1/22/25)
Steals ..... 4 at Lafayette (2/3/24)
Minutes .....34 at Oregon (11/16/25)
FG Made ..... 8 vs. Pace (11/3/25)
3FG Made 5 (2x)
FT Made..... 8 at Siena (11/6/24)

PLAYER HIGHLIGHTS

2025-26 (JUNIOR/COW)
- Started all six games this season
- 15 points against New Hampshire (11/20)
- Career-high 34 minutes against Oregon (11/16)
- 12 points and three made three's in road win at St. Thomas (11/8)
- Career-high in points (20) and FGM (8) against Pace in season opener (11/3)
- Has scored 10-plus points in four games this season

2024-25 (SOPHOMORE/YUK)
- Played in 32 games with one start
- Started against Oakland (11/12)
- Finished third among all Black Knights in blocks (16)
- Played a season-high 24 minutes at Siena (11/6)
- Recorded a perfect free throw percentage, 8-8 at Siena (11/6)
- Recorded a career-high eight free throws at Siena (11/6)
- Scored a season-high 13 points against St.Peter's (11/9)
- Had a career-high eight rebounds against Oakland (11/12)
- Recorded a career-high three assists at Massachusetts (11/23)
- Shot a perfect 3-3 against Holy Cross (1/23)
- Had a career-high 3 blocks against Holy Cross (1/23)
- Recorded a season high three 3-pointers at Howard (12/13)

2023-24 (FRESHMAN/PLEBE)
- Started in three of her 25 appearances
- Averaged 2.9 points per game
- She had a total of 43 rebounds for the Black Knights
- Averaged 11 minutes per game
- Scored a season-high 18 points at Bucknell (01/27)
- Played a season-high 30 minutes at Lafayette (02/03)

PRIOR TO WEST POINT
- Attended Archbishop Carroll High School where she became a 1,000 point scorer and a PIAA 6A 2023 State Champion
- Was an All-State Second Team selection, a two-time First Team All-Catholic, Second Team All-Catholic and Second Team All Delco selection, and a three-time First Team All-Delco
- Made First Honor Roll for all eight semesters
- Played AAU for the Philadelphia Comets

GAME-BY-GAME STATISTICS

				Total		3-Pointers		Free throws		Rebounds										
Opponent	Date	GS	MIN	FG-FGA	PCT	3FG-3FGA	PCT	FT-FTA	PCT	OFF	DEF	TOT	AVG	PF	A	TO	BLK	STL	PTS	AVG
Pace	11/03/2025	*	25:08	8-14	.571	4-7	.571	0-0	.000	1	1	2	2.0	2	3	2	1	1	20	20.0
at St. Thomas (MN)	11/08/2025	*	26:48	4-7	.571	3-4	.750	0-0	.000	0	4	4	3.0	3	1	2	0	1	11	15.5
Siena	11/13/2025	*	30:37	3-12	.250	1-6	.167	2-2	1.000	0	4	4	3.3	3	0	1	1	2	9	13.3
at Oregon	11/16/2025	*	33:25	2-8	.250	1-5	.200	0-2	.000	0	3	3	3.3	3	1	3	1	1	5	11.3
New Hampshire	11/20/2025	*	27:21	5-10	.500	2-3	.667	3-3	1.000	0	2	2	3.0	4	1	2	1	0	15	12.0
at Saint Francis	11/22/2025	*	25:06	5-10	.500	1-5	.200	0-0	.000	2	2	4	3.2	5	0	0	1	0	11	11.8
Totals		**6**	**168:24**	**27-61**	**.443**	**12-30**	**.400**	**5-7**	**.714**	**3**	**16**	**19**	**3.2**	**20**	**6**	**10**	**5**	**5**	**71**	**11.8**

MISCELLANEOUS STATS

	2025-26	CAREER
Games with 10+ points	4	9
Games with 20+ points	1	0
Games with 10+ rebounds	0	0
Games with 3+ assists	1	2
Games with 2+ steals	0	3
Games with 2+ blocks	0	8
Double-Doubles	0	0
Games started	6	10

CAREER STATISTICS

				Field Goals		3-Point		F-Throws		Rebounds									Scoring	
SEASON	TEAM	GP-GS	MIN/AVG	FG-FGA	FG%	3FG-3FGA	3FG%	FT-FTA	FT%	OFF	DEF	TOT	AVG	PF-FO	A	TO	BLK	STL	PTS	AVG
2023-24	ARM	25-3	298/11.9	26-85	.306	13-39	.333	8-21	.381	10	33	43	1.7	44-0	11	12	14	10	73	2.9
2024-25	ARM	32-1	396/12.4	31-88	.352	10-31	.323	30-42	.714	18	65	83	2.6	40-0	20	23	16	8	102	3.2
2025-26	ARM	6-6	168/28.1	27-61	.443	12-30	.400	5-7	.714	3	16	19	3.2	20-1	6	10	5	5	71	11.8
TOTAL		**63-10**	**863/13.7**	**84-234**	**.359**	**35-100**	**.350**	**43-70**	**.614**	**31**	**114**	**145**	**2.3**	**104-1**	**37**	**45**	**35**	**23**	**246**	**3.9**

#23 SAM TILLSON

FORWARD | 6-1 | SO. | MCKINNEY, TEXAS | MCKINNEY

SINGLE-GAME SEASON HIGHS:	
Points	N/A
Rebounds	N/A
Assists	N/A
Blocks	N/A
Steals	N/A
Minutes	N/A
FG Made	N/A
3FG Made	N/A
FT Made	N/A

SINGLE-GAME CAREER HIGHS:	
Points	17 vs.Bucknell (2/22/25)
Rebounds	6 at Lehigh (3/1/25)
Assists	1 (5x)
Blocks	4 vs. Mt. St. Mary (12/29/24)
Steals	2 (2x)
Minutes	26 vs. Bucknell (2/22/25)
FG Made	6 vs. Lafayette (2/26/25)
3FG Made	3 vs. Bucknell (2/22/25)
FT Made	4 vs. Bucknell (2/22/25)

PLAYER HIGHLIGHTS

2025/26 (SOPHOMORE/YUK)
• Out indefinitley with lower-body injury

2024-25 (FRESHMAN/PLEBE)
• Appeared in 31 games with three starts
• Recorded three starts at Siena (11/6), against St. Peter's (11/9) and Holy Cross (1/22)
• Finished second among all Army players in blocks (17)
• Appeared in her first collegiate game against Cornell (11/4)
• Scored her first collegiate points against St. Peter's (11/9).
• Went 2-2 shooting at Lafayette (11/15)
• Played a season-high 26 minutes, scoring 17 points against Bucknell (2/22)
• Recorded six rebounds at Lehigh (3/1)

PRIOR TO WEST POINT/PERSONAL
• Attended McKinney High School, recognized for Academic All-State, National Honor Society, and finishing in the Top 10% of her class
• All-Area Award Winner, District MVP Winner, TGCA All-State Winner, and TGCA Legacy Player Winner

GAME-BY-GAME STATISTICS

MISCELLANEOUS STATS

	25-26	CAREER
Games with 10+ points	0	2
Games with 20+ points	0	0
Games with 10+ rebounds	0	0
Games with 3+ assists	0	0
Games with 2+ steals	0	2
Games with 2+ blocks	0	3
Double-Doubles	0	0
Games started	0	3

CAREER STATISTICS

				Field Goals		3-Point		F-Throws		Rebounds									Scoring	
SEASON	TEAM	GP-GS	MIN/AVG	FG-FGA	FG%	3FG-3FGA	3FG%	FT-FTA	FT%	OFF	DEF	TOT	AVG	PF-FO	A	TO	BLK	STL	PTS	AVG
2024-25	ARM	31-3	269/8.7	31-79	.392	10-34	.294	8-16	.500	16	40	56	1.8	26-0	5	10	17	7	80	2.6
TOTAL		**31-3**	**269/8.7**	**31-79**	**.392**	**10-34**	**.294**	**8-16**	**.500**	**16**	**40**	**56**	**1.8**	**26-0**	**5**	**10**	**17**	**7**	**80**	**2.6**

#30 KYA SMITH

FORWARD | 6-1 | JR. | LUBBOCK, TEXAS | CORONADO

SINGLE-GAME SEASON HIGHS:

Points..... 20 (2x)
Rebounds..... 14 vs. New Hampshire (11/20/25)
Assists..... 4 vs. Siena (11/13/25)
Blocks 2 (3x)
Steals ..... 4 at Oregon (11/16/25)
Minutes ..... 38 at Oregon (11/16/25)
FG Made ..... 9 at Oregon (11/16/25)
3FG Made ..... 1 vs. New Hampshire (11/20/25)
FT Made..... 4 (2x)

SINGLE-GAME CAREER HIGHS:

Points..... 22 at Colgate (1/29/25)
Rebounds..... 16 at Loyola Maryland (1/10/24)
Assists..... 4 vs. Siena (11/13/25)
Blocks 2 (8x)
Steals 4 (2x)
Minutes ..... 38 at Oregon (11/16/25)
FG Made ..... 9 at Oregon (11/16/25)
3FG Made 1 (3x)
FT Made..... 7 at Navy (2/15/25)

PLAYER HIGHLIGHTS

2025-26 (JUNIOR/COW)
- Started all six games this season
- Leads team with 16.2 points per game and 9.8 rebounds
- Has scored 10-plus points in every game this season
- 18-point, 14-rebound double-double against New Hampshire (11/20)
- 20 points on 9-10 shooting against Big Ten foe Oregon on Sunday (11/16)
- 10-point, 10-rebound double-double against Siena (11/13)
- Recorded double-double of 20 points, 11 rebounds, in win over St. Thomas (11/8)
- Had 14 points and eight rebounds in season opener vs. Pace (11/3)

2024-25 (SOPHOMORE/YUK)
- Appeared in 31 games with 30 starts
- Recorded a 46.3 field goal percentage
- Led all Black Knights in defensive rebounds (136) and total rebounds (230)
- Shot a perfect 4-4 at Massachusetts (11/23)
- Had a season-high 15 rebounds against Navy (1/26)
- Played a season-high 37 minutes, scoring a career-high 22 points at Colgate (1/29)
- Made a career-high seven free throws at Navy. Recorded a career-high four steals against American (2/1)
- Tallied a career-high three assists at Navy (2/15)

2023-24 (FRESHMAN/PLEBE)
- Started in 26 of her 29 appearances
- She averaged 26 minutes per game
- Totaled a team-high 202 rebounds for Army
- She had 27 steals
- Averaged 9.2 points per game
- Scored a season-high 20 points vs Boston University (01/24)
- Played a season-high 38 minutes vs Colgate (01/31)
- Secured a season-high 16 rebounds at Loyola Maryland (01/10)

PRIOR TO WEST POINT/PERSONAL
- Attended Coronado High School where she also played volleyball
- Was Valedictorian
- Also made Honor Roll while being a National Honor Society member and National Merit Scholar
- Was an All-District, All-Region, TGCA All-State, All-City and Academic All-State selection
- Played AAU with Fam Elite

GAME-BY-GAME STATISTICS

				Total		3-Pointers		Free throws		Rebounds										
Opponent	Date	GS	MIN	FG-FGA	PCT	3FG-3FGA	PCT	FT-FTA	PCT	OFF	DEF	TOT	AVG	PF	A	TO	BLK	STL	PTS	AVG
Pace	11/03/2025	*	34:30	6-8	.750	0-1	.000	2-3	.667	3	5	8	8.0	3	2	2	2	1	14	14.0
at St. Thomas (MN)	11/08/2025	*	34:09	8-13	.615	0-0	.000	4-5	.800	4	7	11	9.5	4	3	3	2	0	20	17.0
Siena	11/13/2025	*	30:28	3-5	.600	0-0	.000	4-4	1.000	6	4	10	9.7	4	4	6	0	1	10	14.7
at Oregon	11/16/2025	*	37:38	9-10	.900	0-0	.000	2-3	.667	3	4	7	9.0	0	0	6	0	4	20	16.0
New Hampshire	11/20/2025	*	34:00	8-11	.727	1-2	.500	1-2	.500	1	13	14	10.0	1	3	6	2	3	18	16.4
at Saint Francis	11/22/2025	*	28:55	6-10	.600	0-1	.000	3-11	.273	3	6	9	9.8	4	3	1	0	2	15	16.2
Totals		**6**	**199:40**	**40-57**	**.702**	**1-4**	**.250**	**16-28**	**.571**	**20**	**39**	**59**	**9.8**	**16**	**15**	**24**	**6**	**11**	**97**	**16.2**

MISCELLANEOUS STATS

	2025-26	CAREER
Games with 10+ points	6	29
Games with 20+ points	2	4
Games with 10+ rebounds	3	15
Games with 3+ assists	4	9
Games with 2+ steals	3	15
Games with 2+ blocks	3	8
Double-Doubles	3	12
Games started	6	61

CAREER STATISTICS

				Field Goals		3-Point		F-Throws		Rebounds									Scoring	
SEASON	TEAM	GP-GS	MIN/AVG	FG-FGA	FG%	3FG-3FGA	3FG%	FT-FTA	FT%	OFF	DEF	TOT	AVG	PF-FO	A	TO	BLK	STL	PTS	AVG
2023-24	ARM	28-25	758/27.1	85-191	.445	1-7	.143	86-113	.761	79	123	202	7.2	66-2	18	57	13	27	257	9.2
2024-25	ARM	31-30	819/26.4	90-203	.443	1-7	.143	59-83	.711	94	136	230	7.4	77-1	35	41	14	29	240	7.7
2025-26	ARM	6-6	200/33.3	40-57	.702	1-4	.250	16-28	.571	20	39	59	9.8	16-0	15	24	6	11	97	16.2
TOTAL		**65-61**	**1777/27.3**	**215-451**	**.477**	**3-18**	**.167**	**161-224**	**.719**	**193**	**298**	**491**	**7.6**	**159-3**	**68**	**122**	**33**	**67**	**594**	**9.1**

#33 FIONA HASTICK (C)

GUARD/FORWARD | 5-11 | JR. | RESTON, VA. | PAUL VI CATHOLIC

SINGLE-GAME SEASON HIGHS:	
Points	N/A
Rebounds	N/A
Assists	N/A
Blocks	N/A
Steals	N/A
Minutes	N/A
FG Made	N/A
3FG Made	N/A
FT Made	N/A

SINGLE-GAME CAREER HIGHS:	
Points	24 vs. Holy Cross (2/17/24)
Rebounds	11 at Five Towns (12/30/25)
Assists	7 at Loyola Maryland (1/8/25)
Blocks	3 at Lafayette (1/15/25)
Steals	5 at Lafayette (2/21/24)
Minutes	40 (4x)
FG Made	8 (3x)
3FG Made	4 (4x)
FT Made	5 vs. Oakland (11/12/25)

PLAYER HIGHLIGHTS

2025-26 (JUNIOR/COW)
- Day-to-Day with lower-body injury

2024-25 (SOPHOMORE/YUK)
- Started in all 33 games
- Finished second on the team in minutes played with 1067
- Averaged 10.9 points per game, which was second among all Black Knights
- Lead all Army players in blocks with 22...Finished second on the team in field goals made with 139
- Recorded a perfect free throw percentage and a career-high free throw makes against Oakland (11/12)
- Had a season-high eight rebounds against Mount St. Mary's (12/29)
- Recorded a career-high seven assists at Loyola Maryland (1/8)
- Played a career-high 40 minutes against Holy Cross (1/22)
- Collected a season-high four steals at Lehigh (3/1)
- Scored a season-high 22 points and a career-high four 3-pointers, tying her previous record at Bryant (3/20)

2023-24 (FRESHMAN/PLEBE)
- Started in 25 of her 29 appearances for Army
- Averaged 23 minutes per game
- Grabbed a total of 130 rebounds
- Averaged 9.3 points per game
- Totaled 46 steals
- Led the team in blocks with 17
- Scored a season-high 24 points against Holy Cross (02/17)
- Played a season high 36 minutes at Marist (11/09)
- Secured 11 rebounds against Five Towns (12/30)
- Was named to the Patriot League All-Rookie Team

PRIOR TO WEST POINT/PERSONAL
- Attended Paul VI Catholic High School
- Made Honor Roll of four years while also being a member of the National Honor Society
- Played AAU with Loudon Flight and Vogues Basketball

GAME-BY-GAME STATISTICS

MISCELLANEOUS STATS

	2025-26	CAREER
Games with 10+ points	0	34
Games with 20+ points	0	3
Games with 10+ rebounds	0	1
Games with 3+ assists	0	17
Games with 2+ steals	0	25
Games with 2+ blocks	0	9
Double-Doubles	0	1
Games started	0	58

CAREER STATISTICS

				Field Goals		3-Point		F-Throws		Rebounds									Scoring	
SEASON	TEAM	GP-GS	MIN/AVG	FG-FGA	FG%	3FG-3FGA	3FG%	FT-FTA	FT%	OFF	DEF	TOT	AVG	PF-FO	A	TO	BLK	STL	PTS	AVG
2023-24	ARM	29-25	673/23.2	104-278	.374	33-88	.375	30-39	.769	45	85	130	4.5	108-8	35	59	17	46	271	9.3
2024-25	ARM	33-33	1070/32.4	139-391	.355	55-179	.307	27-39	.692	15	131	146	4.4	86-2	86	81	22	36	360	10.9
TOTAL		**62-58**	**1743/28.1**	**243-669**	**.363**	**88-267**	**.330**	**57-78**	**.731**	**60**	**216**	**276**	**4.5**	**194-10**	**121**	**140**	**39**	**82**	**631**	**10.2**

#35 SOLEIL MONTROSE

GUARD | 5-10 | JR. | IRVINE, CALIF. | MATER DEI / UTEP

SINGLE-GAME SEASON HIGHS:

Points.....10 vs. New Hampshire (11/20/25)
Rebounds.....4 at Saint Francis (11/22/25)
Assists.....1 (3x)
Blocks.....1 at St. Thomas (11/8/25)
Steals.....N/A
Minutes.....19 (2x)
FG Made.....4 vs. New Hampshire (11/20/25)
3FG Made.....2 (2x)
FT Made.....1 at St. Thomas (11/8/25)

SINGLE-GAME CAREER HIGHS:

Points.....15 vs. Air Force (11/15/24)
Rebounds.....7 vs. Holy Cross (2/17/24)
Assists.....5 vs. Mt. St. Mary (12/29/24)
Blocks.....2 at Holy Cross (1/6/25)
Steals.....1 (15x)
Minutes.....25 vs. Holy Cross (2/17/24)
FG Made.....6 vs. Air Force (11/15/24)
3FG Made.....2 (5x)
FT Made.....4 (2x)

PLAYER HIGHLIGHTS

2025-26 (JUNIOR/COW)
• Averaging 16.0 minutes through four games, while scoring 6.8 points per night
• Season-high 10 points on 4-7 shooting against New Hampshire (11/20)

2024-25 (SOPHOMORE/YUK)
• Played in 31 games
• Averaged 13.9 minutes and 3.9 points per game for the Black Knights
• Recorded a career-high five assists against Mount St. Mary's (12/29)
• Played a season-high 25 minutes at Siena (11/6)
• Tallied a career-high 15 points, six rebounds, and fielded 6 goals made against Air Force (11/15)
• Set a career high in 3-pointers made (2) against Bryant (3/20)

2023-24 (FRESHMAN/PLEBE)
• Started in one of her 28 appearances
• Averaged 11 minutes and 2.9 points per game for the Black Knights
• Scored a season-high eight points against Leigh
• Played a season-high 26 minutes and grabbed seven rebounds against Holy Cross (02/17)

PRIOR TO WEST POINT/PERSONAL
• Transferred from UTEP where she played in 22 games with six starts
• Averaged 3.3 points per game
• Attended Mater Dei High School
• Was an All-Trinity League, All-Conference, All-CIF selection
• USA Today Los Angeles Player of the Year Nominee
• McDonald's All-American Nominee
• Two-time Conference USA Freshman of the Week ... Excelled academically making Principal's Honor Roll, National Honor Society and received the Conference USA Academic Medal ... Also competed in track and field.

GAME-BY-GAME STATISTICS

				Total		3-Pointers		Free throws		Rebounds										
Opponent	Date	GS	MIN	FG-FGA	PCT	3FG-3FGA	PCT	FT-FTA	PCT	OFF	DEF	TOT	AVG	PF	A	TO	BLK	STL	PTS	AVG
Pace	11/03/2025		15:47	3-5	.600	1-3	.333	0-0	.000	1	2	3	3.0	0	1	0	0	0	7	7.0
at St. Thomas (MN)	11/08/2025		18:06	2-4	.500	1-2	.500	1-2	.500	1	2	3	3.0	1	0	1	1	0	6	6.5
Siena	11/13/2025		13:28	1-2	.500	1-1	1.000	0-0	.000	0	1	1	2.3	1	0	1	0	0	3	5.3
at Oregon	11/16/2025		14:36	3-6	.500	2-3	.667	0-0	.000	0	0	0	1.8	2	1	1	0	0	8	6.0
New Hampshire	11/20/2025		18:04	4-7	.571	2-3	.667	0-0	.000	0	1	1	1.6	1	1	1	0	0	10	6.8
at Saint Francis	11/22/2025		15:06	1-3	.333	1-3	.333	0-0	.000	1	3	4	2.0	0	0	1	0	0	3	6.2
Totals		**0**	**95:06**	**14-27**	**.519**	**8-15**	**.533**	**1-2**	**.500**	**3**	**9**	**12**	**2.0**	**5**	**3**	**5**	**1**	**0**	**37**	**6.2**

MISCELLANEOUS STATS

	2025-26	CAREER
Games with 10+ points	1	5
Games with 20+ points	0	0
Games with 10+ rebounds	0	0
Games with 3+ assists	0	2
Games with 2+ steals	0	0
Games with 2+ blocks	0	1
Double-Doubles	0	0
Games started	0	1

CAREER STATISTICS

				Field Goals		3-Point		F-Throws		Rebounds									Scoring	
SEASON	TEAM	GP-GS	MIN/AVG	FG-FGA	FG%	3FG-3FGA	3FG%	FT-FTA	FT%	OFF	DEF	TOT	AVG	PF-FO	A	TO	BLK	STL	PTS	AVG
2022-23	UTEP	31-6	411/13.3	41-120	.342	10-37	.270	10-12	.833	16	28	44	1.4	29-0	22	18	3	7	102	3.3
2023-24	ARM	28-1	331/11.8	29-121	.240	2-26	.077	21-34	.618	14	25	39	1.4	31-0	15	29	2	7	81	2.9
2024-25	ARM	31-0	429/13.8	47-150	.313	8-38	.211	19-27	.704	15	41	56	1.8	20-0	17	31	0	8	121	3.9
2025-26	ARM	6-0	95/15.9	14-27	.519	8-15	.533	1-2	.500	3	9	12	2.0	5-0	3	5	1	0	37	6.2
TOTAL FOR ARM		**65-1**	**855/13.2**	**90-298**	**.302**	**18-79**	**.228**	**41-63**	**.651**	**32**	**75**	**107**	**1.6**	**56-0**	**35**	**65**	**3**	**15**	**239**	**3.7**
TOTAL		**96-7**	**1267/13.2**	**131-418**	**.313**	**28-116**	**.241**	**51-75**	**.680**	**48**	**103**	**151**	**1.6**	**85-0**	**57**	**83**	**6**	**22**	**341**	**3.6**

FULL SEASON STATISTICS

Game Records

Record	Overall	Home	Away	Neutral
ALL GAMES	5-1	3-0	2-1	0-0
CONFERENCE	0-0	0-0	0-0	0-0
NON-CONFERENCE	5-1	3-0	2-1	0-0

Score by Periods

Team	1st	2nd	3rd	4th	OT	TOT
Army West Point	102	101	114	103	0	420
Opponents	79	94	90	74	0	337

Team Box Score

No.	Player				Total		3-Point		F-Throw		Rebounds											
		GP-GS	MIN	AVG	FG-FGA	FG%	3FG-3FGA	3FG%	FT-FTA	FT%	OFF	DEF	TOT	AVG	PF	DQ	A	TO	BLK	STL	PTS	AVG
30	SMITH, Kya	6-6	199:40	33.3	40-57	.702	1-4	.250	16-28	.571	20	39	59	9.8	16	0	15	24	6	11	97	16.2
22	WILSON, Taylor	6-6	168:24	28.1	27-61	.443	12-30	.400	5-7	.714	3	16	19	3.2	20	1	6	10	5	5	71	11.8
20	TADE, Camryn	6-6	171:50	28.6	26-53	.491	4-14	.286	11-12	.917	7	15	22	3.7	12	0	16	8	2	3	67	11.2
21	ERICSON, Reese	6-6	198:53	33.1	19-46	.413	15-39	.385	4-4	1.000	1	6	7	1.2	4	0	26	9	0	5	57	9.5
35	MONTROSE, Soleil	6-0	95:06	15.9	14-27	.519	8-15	.533	1-2	.500	3	9	12	2.0	5	0	3	5	1	0	37	6.2
10	REARDON, Reganne	6-0	105:09	17.5	11-34	.324	2-12	.167	7-8	.875	8	14	22	3.7	9	0	9	6	1	3	31	5.2
4	CHARTRAND, Stella	6-0	71:52	12.0	9-22	.409	5-14	.357	5-10	.500	3	4	7	1.2	6	0	1	2	1	4	28	4.7
3	WILSON, Brooke	6-6	147:14	24.5	9-28	.321	3-13	.231	3-7	.429	6	24	30	5.0	13	0	25	20	0	12	24	4.0
2	ANNEE, Audrey	5-0	27:45	5.6	2-8	.250	2-7	.286	0-0	.000	0	3	3	0.6	4	0	4	4	0	2	6	1.2
12	PRESTON, Jane	3-0	06:55	2.3	1-2	.500	0-0	.000	0-3	.000	0	3	3	1.0	0	0	0	1	0	0	2	0.7
11	CRAMER, Kelly	3-0	05:14	1.7	0-0	.000	0-0	.000	0-0	.000	0	0	0	0.0	0	0	0	0	0	0	0	0.0
15	SHERRER, Landry	1-0	01:56	1.9	0-1	.000	0-0	.000	0-0	.000	1	0	1	1.0	0	0	1	0	0	0	0	0.0
Team											8	11	19					4				
Total		**6**	**1200**		**158-339**	**.466**	**52-148**	**.351**	**52-81**	**.642**	**60**	**144**	**204**	**34.0**	**89**	**1**	**106**	**93**	**16**	**45**	**420**	**70.0**
Opponents		**6**	**1200**		**123-295**	**.417**	**23-73**	**.315**	**68-90**	**.756**	**34**	**131**	**165**	**27.5**	**93**	**1**	**63**	**105**	**11**	**45**	**337**	**56.2**

Team Statistics

	ARM	OPP
Scoring	**420**	**337**
Points per game	70.0	56.2
Scoring margin	+13.8	-
Field goals-att	**158-339**	**123-295**
Field goal pct	.466	.417
3 point fg-att	**52-148**	**23-73**
3-point FG pct	.351	.315
3-pt FG made per game	8.7	3.8
Free throws-att	**52-81**	**68-90**
Free throw pct	.642	.756
F-Throws made per game	8.7	11.3
Rebounds	**204**	**165**
Rebounds per game	34.0	27.5
Rebounding margin	+6.5	-
Assists	**106**	**63**
Assists per game	17.7	10.5
Turnovers	**93**	**105**
Turnovers per game	15.5	17.5
Turnover margin	+2.0	-
Assist/turnover ratio	1.1	0.6
Steals	**45**	**45**
Steals per game	7.5	7.5
Blocks	**16**	**11**
Blocks per game	2.7	1.8
Winning streak	**2**	**-**
Home win streak	3	-
Attendance	**1941**	**6005**
Home games-Avg/Game	3-647	3-2002
Neutral site-Avg/Game	-	0-0

Team Results

Date	Opponent		Score	Att.
11/03/2025	Pace	W	86-50	795
11/08/2025	at St. Thomas (MN)	W	67-61	984
11/13/2025	Siena	W	67-52	549
11/16/2025	at Oregon	L	55-80	4646
11/20/2025	New Hampshire	W	63-44	597
11/22/2025	at Saint Francis	W	82-50	375

CATEGORY LEADERS

Points

##	Player	G	Pts	Pts/G
30	Smith, Kya	6	97	16.2
22	Wilson, Taylor	6	71	11.8
20	Tade, Camryn	6	67	11.2
21	Ericson, Reese	6	57	9.5
35	Montrose, Soleil	6	37	6.2
10	Reardon, Reganne	6	31	5.2
4	Chartrand, Stella	6	28	4.7
3	Wilson, Brooke	6	24	4.0
2	Annee, Audrey	5	6	1.2
12	Preston, Jane	3	2	0.7

Scoring Average

##	Player	G	Pts	Pts/G
30	Smith, Kya	6	97	16.2
22	Wilson, Taylor	6	71	11.8
20	Tade, Camryn	6	67	11.2
21	Ericson, Reese	6	57	9.5
35	Montrose, Soleil	6	37	6.2
10	Reardon, Reganne	6	31	5.2
4	Chartrand, Stella	6	28	4.7
3	Wilson, Brooke	6	24	4.0
2	Annee, Audrey	5	6	1.2
12	Preston, Jane	3	2	0.7

Field Goal Percentage

##	Player	FG	Att	Pct
30	Smith, Kya	40	57	.702
35	Montrose, Soleil	14	27	.519
12	Preston, Jane	1	2	.500
20	Tade, Camryn	26	53	.491
22	Wilson, Taylor	27	61	.443
21	Ericson, Reese	19	46	.413
4	Chartrand, Stella	9	22	.409
10	Reardon, Reganne	11	34	.324
3	Wilson, Brooke	9	28	.321
2	Annee, Audrey	2	8	.250

Field Goal Attempts

##	Player	G	Att	Att/G
22	Wilson, Taylor	6	61	10.2
30	Smith, Kya	6	57	9.5
20	Tade, Camryn	6	53	8.8
21	Ericson, Reese	6	46	7.7
10	Reardon, Reganne	6	34	5.7

Field Goals Made

##	Player	G	Made	Made/G
30	Smith, Kya	6	40	6.7
22	Wilson, Taylor	6	27	4.5
20	Tade, Camryn	6	26	4.3
21	Ericson, Reese	6	19	3.2
35	Montrose, Soleil	6	14	2.3

3-Point FG Percentage

##	Player	3FG	Att	Pct
35	Montrose, Soleil	8	15	.533
22	Wilson, Taylor	12	30	.400
21	Ericson, Reese	15	39	.385
4	Chartrand, Stella	5	14	.357
20	Tade, Camryn	4	14	.286
2	Annee, Audrey	2	7	.286
30	Smith, Kya	1	4	.250
3	Wilson, Brooke	3	13	.231
10	Reardon, Reganne	2	12	.167

3-Point FG Attempts

##	Player	G	Att	Att/G
21	Ericson, Reese	6	39	6.5
22	Wilson, Taylor	6	30	5.0
35	Montrose, Soleil	6	15	2.5
20	Tade, Camryn	6	14	2.3
4	Chartrand, Stella	6	14	2.3

3-Point FG Made

##	Player	G	Made	Made/G
21	Ericson, Reese	6	15	2.5
22	Wilson, Taylor	6	12	2.0
35	Montrose, Soleil	6	8	1.3
4	Chartrand, Stella	6	5	0.8
20	Tade, Camryn	6	4	0.7

CATEGORY LEADERS

Free Throw Percentage

##	Player	Made	Att	Pct
21	Ericson, Reese	4	4	1.000
20	Tade, Camryn	11	12	.917
10	Reardon, Reganne	7	8	.875
22	Wilson, Taylor	5	7	.714
30	Smith, Kya	16	28	.571
35	Montrose, Soleil	1	2	.500
4	Chartrand, Stella	5	10	.500
3	Wilson, Brooke	3	7	.429

Free Throw Attempts

##	Player	G	Att	Att/G
30	Smith, Kya	6	28	4.7
20	Tade, Camryn	6	12	2.0
4	Chartrand, Stella	6	10	1.7
10	Reardon, Reganne	6	8	1.3
22	Wilson, Taylor	6	7	1.2

Free Throws Made

##	Player	G	Made	Made/G
30	Smith, Kya	6	16	2.7
20	Tade, Camryn	6	11	1.8
10	Reardon, Reganne	6	7	1.2
22	Wilson, Taylor	6	5	0.8
4	Chartrand, Stella	6	5	0.8

Rebounds

##	Player	G	Reb	Reb/G
30	Smith, Kya	6	59	9.8
3	Wilson, Brooke	6	30	5.0
20	Tade, Camryn	6	22	3.7
10	Reardon, Reganne	6	22	3.7
22	Wilson, Taylor	6	19	3.2

Assists

##	Player	G	Ast	Ast/G
21	Ericson, Reese	6	26	4.3
3	Wilson, Brooke	6	25	4.2
20	Tade, Camryn	6	16	2.7
30	Smith, Kya	6	15	2.5
10	Reardon, Reganne	6	9	1.5

Rebounds Average

##	Player	G	Reb	Reb/G
30	Smith, Kya	6	59	9.8
3	Wilson, Brooke	6	30	5.0
20	Tade, Camryn	6	22	3.7
10	Reardon, Reganne	6	22	3.7
22	Wilson, Taylor	6	19	3.2

Steals

##	Player	G	Stl	Stl/G
3	Wilson, Brooke	6	12	2.0
30	Smith, Kya	6	11	1.8
22	Wilson, Taylor	6	5	0.8
21	Ericson, Reese	6	5	0.8
4	Chartrand, Stella	6	4	0.7

Offensive Rebounds

##	Player	G	OReb	OReb/G
30	Smith, Kya	6	20	3.3
10	Reardon, Reganne	6	8	1.3
20	Tade, Camryn	6	7	1.2
3	Wilson, Brooke	6	6	1.0
22	Wilson, Taylor	6	3	0.5

Blocked Shots

##	Player	G	Blk	Blk/G
30	Smith, Kya	6	6	1.0
22	Wilson, Taylor	6	5	0.8
20	Tade, Camryn	6	2	0.3
35	Montrose, Soleil	6	1	0.2
10	Reardon, Reganne	6	1	0.2

Defensive Rebounds

##	Player	G	DReb	DReb/G
30	Smith, Kya	6	39	6.5
3	Wilson, Brooke	6	24	4.0
22	Wilson, Taylor	6	16	2.7
20	Tade, Camryn	6	15	2.5
10	Reardon, Reganne	6	14	2.3

Minutes

##	Player	G	Min	Min/G
30	Smith, Kya	6	200	33:17
21	Ericson, Reese	6	199	33:09
20	Tade, Camryn	6	172	28:38
22	Wilson, Taylor	6	168	28:04
3	Wilson, Brooke	6	147	24:32

CATEGORY LEADERS

Fouls

##	Player	G	PF	PF/G
22	Wilson, Taylor	6	20	3.3
30	Smith, Kya	6	16	2.7
3	Wilson, Brooke	6	13	2.2
20	Tade, Camryn	6	12	2.0
10	Reardon, Reganne	6	9	1.5

Turnovers

##	Player	G	TO	TO/G
30	Smith, Kya	6	24	4.0
3	Wilson, Brooke	6	20	3.3
22	Wilson, Taylor	6	10	1.7
21	Ericson, Reese	6	9	1.5
20	Tade, Camryn	6	8	1.3

Foul Outs

##	Player	G	FO
22	Wilson, Taylor	6	1

TEAM HIGHS

Army West Point - Game Highs

POINTS	86		Pace (11/03/2025)
	82		at Saint Francis (11/22/2025)
	67		Siena (11/13/2025)
	67		at St. Thomas (MN) (11/08/2025)
	63		New Hampshire (11/20/2025)
FIELD GOALS MADE	35		Pace (11/03/2025)
	30		at Saint Francis (11/22/2025)
FIELD GOAL ATTEMPTS	71		Pace (11/03/2025)
	57		at Saint Francis (11/22/2025)
FIELD GOAL PERCENTAGE	.526	(30-57)	at Saint Francis (11/22/2025)
	.500	(25-50)	New Hampshire (11/20/2025)
3 PT FG MADE	14		Pace (11/03/2025)
	9		at Saint Francis (11/22/2025)
3 PT FG ATTEMPTS	41		Pace (11/03/2025)
	27		at Saint Francis (11/22/2025)
3 PT FG PERCENTAGE	.471	(8-17)	at St. Thomas (MN) (11/08/2025)
	.438	(7-16)	New Hampshire (11/20/2025)
FREE THROWS MADE	22		Siena (11/13/2025)
	13		at Saint Francis (11/22/2025)
FREE THROW ATTEMPTS	27		at Saint Francis (11/22/2025)
	23		Siena (11/13/2025)
FREE THROW PERCENTAGE	.957	(22-23)	Siena (11/13/2025)
	.857	(6-7)	New Hampshire (11/20/2025)
REBOUNDS	43		Pace (11/03/2025)
	41		at Saint Francis (11/22/2025)
ASSISTS	28		Pace (11/03/2025)
	17		at Saint Francis (11/22/2025)
	17		at St. Thomas (MN) (11/08/2025)
STEALS	9		at Saint Francis (11/22/2025)
	9		New Hampshire (11/20/2025)
BLOCKED SHOTS	4		at Saint Francis (11/22/2025)
	3		New Hampshire (11/20/2025)
	3		at St. Thomas (MN) (11/08/2025)
	3		Pace (11/03/2025)
TURNOVERS	24		at Oregon (11/16/2025)
	18		Siena (11/13/2025)
FOULS	21		Siena (11/13/2025)
	20		at St. Thomas (MN) (11/08/2025)

TEAM LOWS

Army West Point - Game Lows

POINTS	55		at Oregon (11/16/2025)
	63		New Hampshire (11/20/2025)
	67		Siena (11/13/2025)
	67		at St. Thomas (MN) (11/08/2025)
	82		at Saint Francis (11/22/2025)
FIELD GOALS MADE	19		Siena (11/13/2025)
	23		at Oregon (11/16/2025)
FIELD GOAL ATTEMPTS	50		New Hampshire (11/20/2025)
	52		at Oregon (11/16/2025)
FIELD GOAL PERCENTAGE	.352	(19-54)	Siena (11/13/2025)
	.442	(23-52)	at Oregon (11/16/2025)
3 PT FG MADE	7		New Hampshire (11/20/2025)
	7		at Oregon (11/16/2025)
	7		Siena (11/13/2025)
3 PT FG ATTEMPTS	16		New Hampshire (11/20/2025)
	17		at St. Thomas (MN) (11/08/2025)
3 PT FG PERCENTAGE	.292	(7-24)	at Oregon (11/16/2025)
	.304	(7-23)	Siena (11/13/2025)
FREE THROWS MADE	2		at Oregon (11/16/2025)
	2		Pace (11/03/2025)
FREE THROW ATTEMPTS	5		at Oregon (11/16/2025)
	5		Pace (11/03/2025)
FREE THROW PERCENTAGE	.400	(2-5)	at Oregon (11/16/2025)
	.400	(2-5)	Pace (11/03/2025)
REBOUNDS	23		at Oregon (11/16/2025)
	28		New Hampshire (11/20/2025)
ASSISTS	14		New Hampshire (11/20/2025)
	14		Siena (11/13/2025)
STEALS	6		Pace (11/03/2025)
	7		at Oregon (11/16/2025)
	7		Siena (11/13/2025)
	7		at St. Thomas (MN) (11/08/2025)
BLOCKED SHOTS	1		at Oregon (11/16/2025)
	2		Siena (11/13/2025)
TURNOVERS	10		Pace (11/03/2025)
	11		at Saint Francis (11/22/2025)
FOULS	10		New Hampshire (11/20/2025)
	11		at Oregon (11/16/2025)
	11		Pace (11/03/2025)

INDIVIDUAL GAME HIGHS

Army West Point - Individual Game Highs

POINTS	23		Camryn Tade vs Siena (11/13/2025)
	20		Kya Smith at Oregon (11/16/2025)
	20		Kya Smith at St. Thomas (MN) (11/08/2025)
	20		Taylor Wilson vs Pace (11/03/2025)
	18		Kya Smith vs New Hampshire (11/20/2025)
	18		Reese Ericson vs Pace (11/03/2025)
FIELD GOALS MADE	9		Kya Smith at Oregon (11/16/2025)
	8		Kya Smith vs New Hampshire (11/20/2025)
	8		Kya Smith at St. Thomas (MN) (11/08/2025)
	8		Taylor Wilson vs Pace (11/03/2025)
FIELD GOAL ATTEMPTS	14		Taylor Wilson vs Pace (11/03/2025)
	13		Kya Smith at St. Thomas (MN) (11/08/2025)
FIELD GOAL PERCENTAGE (min 5 made)	.900	(9-10)	Kya Smith at Oregon (11/16/2025)
	.833	(5-6)	Camryn Tade at Saint Francis (11/22/2025)
3 PT FG MADE	6		Reese Ericson vs Pace (11/03/2025)
	4		Taylor Wilson vs Pace (11/03/2025)
3 PT FG ATTEMPTS	10		Reese Ericson at Oregon (11/16/2025)
	9		Reese Ericson vs Siena (11/13/2025)
	9		Reese Ericson vs Pace (11/03/2025)
3 PT FG PERCENTAGE (min 2 made)	.750	(3-4)	Taylor Wilson at St. Thomas (MN) (11/08/2025)
	.667	(6-9)	Reese Ericson vs Pace (11/03/2025)
	.667	(2-3)	Stella Chartrand at Saint Francis (11/22/2025)
	.667	(2-3)	Soleil Montrose vs New Hampshire (11/20/2025)
	.667	(2-3)	Camryn Tade vs New Hampshire (11/20/2025)
	.667	(2-3)	Taylor Wilson vs New Hampshire (11/20/2025)
	.667	(2-3)	Soleil Montrose at Oregon (11/16/2025)
FREE THROWS MADE	8		Camryn Tade vs Siena (11/13/2025)
	4		Reganne Reardon at Saint Francis (11/22/2025)
	4		Kya Smith vs Siena (11/13/2025)
	4		Kya Smith at St. Thomas (MN) (11/08/2025)
FREE THROW ATTEMPTS	11		Kya Smith at Saint Francis (11/22/2025)
	8		Camryn Tade vs Siena (11/13/2025)
FREE THROW PERCENTAGE (min 3 made)	1.000	(8-8)	Camryn Tade vs Siena (11/13/2025)
	1.000	(4-4)	Reganne Reardon at Saint Francis (11/22/2025)
	1.000	(4-4)	Kya Smith vs Siena (11/13/2025)
	1.000	(3-3)	Taylor Wilson vs New Hampshire (11/20/2025)
	1.000	(3-3)	Reganne Reardon vs Siena (11/13/2025)
REBOUNDS	14		Kya Smith vs New Hampshire (11/20/2025)
	11		Kya Smith at St. Thomas (MN) (11/08/2025)
ASSISTS	9		Brooke Wilson vs Pace (11/03/2025)
	8		Reese Ericson at Oregon (11/16/2025)
STEALS	4		Kya Smith at Oregon (11/16/2025)
	4		Brooke Wilson vs Siena (11/13/2025)
BLOCKED SHOTS	2		Camryn Tade at Saint Francis (11/22/2025)
	2		Kya Smith vs New Hampshire (11/20/2025)
	2		Kya Smith at St. Thomas (MN) (11/08/2025)
	2		Kya Smith vs Pace (11/03/2025)
TURNOVERS	6		Kya Smith vs New Hampshire (11/20/2025)
	6		Kya Smith at Oregon (11/16/2025)
	6		Kya Smith vs Siena (11/13/2025)

INDIVIDUAL GAME HIGHS

Army West Point - Individual Game Highs

FOULS	5		Taylor Wilson at Saint Francis (11/22/2025)
	4		Kya Smith at Saint Francis (11/22/2025)
	4		Taylor Wilson vs New Hampshire (11/20/2025)
	4		Kya Smith vs Siena (11/13/2025)
	4		Kya Smith at St. Thomas (MN) (11/08/2025)
	4		Brooke Wilson at St. Thomas (MN) (11/08/2025)

BOX SCORES

Official Basketball Box Score - Final
Pace at Army West Point
11/03/25 Christl Arena, West Point, N.Y.
2025-26 Women's Basketball

Game Time: 5:00 PM
Game Duration: 1:38
Attendance: 795

Officials: Scott Berkins, Keith Miller, Meg Dallmann

Pace - 50 Record: 0-0

NO.	Name		Min	FG M-A	3P M-A	FT M-A	Rebounds OR	DR	TOT	Fouls PF	FD	TP	AS	TO	ST	Blocks BS	BA	+/-
12	Anisa Akinola	F	28:50	2-9	1-1	3-4	0	6	6	2	3	8	0	1	0	0	1	-29
20	Ciara Collins	F	36:06	8-13	2-2	2-2	0	1	1	2	3	20	1	1	2	0	1	-31
10	Mari Lee	G	22:48	1-3	0-0	0-0	0	3	3	0	0	2	0	1	1	1	0	-26
14	Cali Chiocchi	G	30:50	2-4	1-2	0-0	0	1	1	3	0	5	1	2	0	0	1	-29
21	Grace Ziogas	G	36:23	2-7	0-3	0-0	0	3	3	0	0	4	4	3	0	0	0	-35
5	Ciera Cevallos		19:56	2-5	0-1	2-2	0	0	0	0	3	6	1	2	0	0	0	-8
15	Morgan Ryan		17:22	2-5	1-2	0-0	0	2	2	1	2	5	0	4	1	0	0	-10
3	Jaylyn Chorba		01:56	0-1	0-1	0-0	0	0	0	0	0	0	0	0	0	0	0	-3
23	Claire Fitzpatrick		01:56	0-0	0-0	0-0	0	0	0	0	0	0	0	0	1	0	0	-3
24	Allison Twible		01:56	0-1	0-0	0-0	0	0	0	0	0	0	0	0	0	0	0	-3
33	Nina Marshall		01:56	0-0	0-0	0-0	0	0	0	1	0	0	0	1	0	0	0	-3
Team							1	5	6	0		0		1				
Totals				19-48	5-12	7-8	1	21	22	9	11	50	7	16	5	1	3	-36

Major Fouls: NONE

Shooting By Period		
1st FG%	7-14	50.0%
3PT%	1-2	50.0%
FT%	1-1	100%
2nd FG%	5-13	38.5%
3PT%	3-6	50.0%
FT%	0-0	0%
3rd FG%	5-13	38.5%
3PT%	1-2	50.0%
FT%	1-1	100%
4th FG%	2-8	25.0%
3PT%	0-2	0.0%
FT%	5-6	83.3%
GM FG%	19-48	39.6%
3PT%	5-12	41.7%
FT%	7-8	87.5%

Dead Ball Rebounds: 1, 0

Army West Point - 86 Record: 1-0

NO.	Name		Min	FG M-A	3P M-A	FT M-A	Rebounds OR	DR	TOT	Fouls PF	FD	TP	AS	TO	ST	Blocks BS	BA	+/-
22	Taylor Wilson	F	25:08	8-14	4-7	0-0	1	1	2	2	0	20	3	2	1	1	1	26
30	Kya Smith	F	34:30	6-8	0-1	2-3	3	5	8	3	5	14	2	2	1	2	0	32
3	Brooke Wilson	G	24:36	2-6	0-4	0-0	2	8	10	1	1	4	9	2	2	0	0	15
20	Camryn Tade	G	27:57	1-8	0-7	0-0	1	3	4	2	1	2	6	1	0	0	0	26
21	Reese Ericson	G	28:43	6-9	6-9	0-0	1	1	2	0	0	18	4	1	1	0	0	25
35	Soleil Montrose		15:47	3-5	1-3	0-0	1	2	3	0	1	7	1	0	0	0	0	24
10	Reganne Reardon		20:37	5-9	1-2	0-0	4	4	8	2	0	11	2	1	0	0	0	22
4	Stella Chartrand		10:30	3-8	1-6	0-0	1	1	2	0	0	7	0	0	1	0	0	0
2	Audrey Annee		04:43	1-2	1-2	0-0	0	0	0	1	0	3	0	0	0	0	0	3
12	Jane Preston		03:37	0-1	0-0	0-2	0	2	2	0	1	0	0	1	0	0	0	1
11	Kelly Cramer		01:56	0-0	0-0	0-0	0	0	0	0	0	0	0	0	0	0	0	3
15	Landry Sherrer		01:56	0-1	0-0	0-0	1	0	1	0	0	0	1	0	0	0	0	3
Team							0	1	1	0		0		0				
Totals				35-71	14-41	2-5	15	28	43	11	9	86	28	10	6	3	1	36

Major Fouls: NONE

Shooting By Period		
1st FG%	9-16	56.3%
3PT%	2-8	25.0%
FT%	0-0	0%
2nd FG%	7-15	46.7%
3PT%	3-9	33.3%
FT%	1-1	100%
3rd FG%	10-19	52.6%
3PT%	6-13	46.2%
FT%	0-0	0%
4th FG%	9-21	42.9%
3PT%	3-11	27.3%
FT%	1-4	25%
GM FG%	35-71	49.3%
3PT%	14-41	34.1%
FT%	2-5	40.0%

Dead Ball Rebounds: 3, 0

	PACE	ARMY
Biggest lead	0 (1st 10:00)	36 (4th 1:13)
Best Scoring Run	10 (3rd 9:06)	15 (4th 8:32)
Lead Changes	0	
Times Tied	2	
Time with Lead	00:00	39:16

Points from	PACE	ARMY
Turnovers	7	13
Paint	20	34
Second Chance	0	14
Fast Breaks	2	14
Bench	11	28

Period by Period Scoring	1st	2nd	3rd	4th	TOT
PACE	16	13	12	9	50
ARMY	20	18	26	22	86

ARMY 86, PACE 50

1

Official Basketball Box Score - Final
Army West Point at St. Thomas (MN)
11/08/25 Lee & Penny Anderson Arena, St. Paul, Minn.
2025-26 Women's Basketball

Game Time: 2:00 PM
Game Duration: 2:02
Attendance: 984

Officials: Lauren Niemiera, Xiomara Cruz-Johnson, Brad Solberg

Army West Point - 67 Record: 2-0

NO.	Name		Min	FG M-A	3P M-A	FT M-A	Rebounds OR	DR	TOT	Fouls PF	FD	TP	AS	TO	ST	Blocks BS	BA	+/-
22	Taylor Wilson	F	26:48	4-7	3-4	0-0	0	4	4	3	1	11	1	2	1	0	0	13
30	Kya Smith	F	34:09	8-13	0-0	4-5	4	7	11	4	5	20	3	3	0	2	1	11
3	Brooke Wilson	G	24:59	2-4	1-1	0-2	1	3	4	4	5	5	4	3	1	0	2	-6
20	Camryn Tade	G	23:17	3-8	0-0	0-0	1	0	1	3	2	6	4	2	2	0	0	9
21	Reese Ericson	G	38:09	4-7	2-4	2-2	0	1	1	1	3	12	2	2	2	0	2	2
10	Reganne Reardon		22:40	3-9	1-4	0-1	0	2	2	1	1	7	1	0	1	0	2	8
35	Soleil Montrose		18:06	2-4	1-2	1-2	1	2	3	1	1	6	0	1	0	1	1	-6
4	Stella Chartrand		06:19	0-2	0-1	0-2	0	0	0	2	1	0	0	1	0	0	0	0
2	Audrey Annee		05:33	0-1	0-1	0-0	0	0	0	1	0	0	2	0	0	0	0	-1
Team							6	1	7	0		0		1				
Totals				26-55	8-17	7-14	13	20	33	20	19	67	17	15	7	3	8	6

Major Fouls: NONE

Shooting By Period		
1st FG%	8-15	53.3%
3PT%	1-6	16.7%
FT%	2-3	66.7%
2nd FG%	5-14	35.7%
3PT%	1-3	33.3%
FT%	0-3	0%
3rd FG%	7-14	50.0%
3PT%	3-5	60.0%
FT%	1-2	50%
4th FG%	6-12	50.0%
3PT%	3-3	100.0%
FT%	4-6	66.7%
GM FG%	26-55	47.3%
3PT%	8-17	47.1%
FT%	7-14	50.0%

Dead Ball Rebounds: 3, 0

St. Thomas (MN) - 61 Record: 0-2

NO.	Name		Min	FG M-A	3P M-A	FT M-A	Rebounds OR	DR	TOT	Fouls PF	FD	TP	AS	TO	ST	Blocks BS	BA	+/-
24	Alyssa Sand	F	36:28	6-16	0-1	2-4	0	6	6	2	3	14	2	3	1	3	1	1
52	Savannah McGowan	F	30:33	7-8	0-0	4-6	2	4	6	1	3	18	1	1	0	0	1	-10
5	Faith Feuerbach	G	16:08	1-4	0-0	4-5	1	1	2	5	3	6	0	2	0	0	0	8
11	Jada Hood	G	39:07	1-6	1-4	2-2	0	5	5	4	6	5	7	1	2	2	1	-2
22	Abbey Vallance	G	30:10	3-8	0-1	2-3	0	0	0	2	2	8	0	1	0	1	0	-7
14	Autumn McCall		26:28	2-2	0-0	3-4	1	1	2	2	1	7	2	4	3	1	0	-5
12	Mikayla Werner		12:48	1-2	0-1	1-2	0	1	1	1	1	3	0	1	0	0	0	-5
10	Savannah Gage		04:01	0-0	0-0	0-0	0	0	0	1	0	0	0	0	0	0	0	-7
30	Laura Hauge		04:17	0-0	0-0	0-0	0	0	0	1	1	0	0	0	0	1	0	-3
Team							5	2	7	0		0		1				
Totals				21-46	1-7	18-26	9	20	29	19	20	61	12	14	6	8	3	-6

Major Fouls: NONE

Shooting By Period		
1st FG%	5-11	45.5%
3PT%	1-3	33.3%
FT%	6-7	85.7%
2nd FG%	5-9	55.6%
3PT%	0-1	0.0%
FT%	8-10	80%
3rd FG%	7-13	53.8%
3PT%	0-0	0.0%
FT%	2-7	28.6%
4th FG%	4-13	30.8%
3PT%	0-3	0.0%
FT%	2-2	100%
GM FG%	21-46	45.7%
3PT%	1-7	14.3%
FT%	18-26	69.2%

Dead Ball Rebounds: 4, 0

	AWP	UST
Biggest lead	6 (4th 6:43)	12 (3rd 4:32)
Best Scoring Run	17 (4th 8:15)	7 (3rd 9:10)
Lead Changes	7	
Times Tied	8	
Time with Lead	15:43	20:40

Points from	AWP	UST
Turnovers	16	17
Paint	36	40
Second Chance	16	7
Fast Breaks	7	2
Bench	13	10

Period by Period Scoring	1st	2nd	3rd	4th	TOT
AWP	19	11	18	19	67
UST	17	18	16	10	61

2

ARMY 67, ST. THOMAS 61

Official Basketball Box Score - Final
Siena at Army West Point
11/13/25 Christl Arena, West Point, N.Y.
2025-26 Women's Basketball

Game Time: 6:00 PM
Game Duration: 2:03
Attendance: 549

Officials: Karen Preato, Mark Resch, John Capolino

Siena - 52 Record: 0-3

NO.	Name		Min	FG M-A	3P M-A	FT M-A	Rebounds OR	DR	TOT	Fouls PF	FD	TP	AS	TO	ST	Blocks BS	BA	+/-
3	Francesca Schiro	G	30:23	5-8	0-1	2-4	0	1	1	3	5	12	0	5	3	0	0	-14
9	Caydence Hadley	G	25:21	1-2	0-1	0-0	0	3	3	4	1	2	2	3	0	0	0	-7
10	Nicole Melious	G	34:28	3-10	0-4	2-2	1	3	4	0	3	8	1	0	1	0	0	-16
20	Kaiya Rain Tucker	G	19:12	1-4	0-1	0-0	2	4	6	2	2	2	0	3	3	0	1	-8
22	Genevive Wedemeyer	G	30:03	5-9	0-1	3-4	0	1	1	3	2	13	2	6	2	0	1	-7
32	Garrisen Freeman		20:04	0-2	0-0	0-2	1	2	3	1	2	0	0	2	0	0	0	-9
0	Jamariah Turner		19:47	2-4	1-2	1-4	1	1	2	3	2	6	1	1	1	0	0	-8
4	Valencia Fontenelle-Posson		11:23	1-1	0-0	2-2	0	1	1	1	2	4	0	0	0	0	0	-2
6	Zyriah Price		07:46	2-4	0-0	1-2	1	1	2	3	2	5	0	1	0	0	0	-2
24	Olivia Watkins		01:33	0-0	0-0	0-0	0	0	0	0	0	0	0	0	0	0	0	-2
Team							1	4	5	0		0		0				
Totals				20-44	1-10	11-20	7	21	28	20	21	52	6	21	10	0	2	-15

Major Fouls: Turner (TF) 1st 4:52

Shooting By Period		
1st FG%	5-11	45.5%
3PT%	1-3	33.3%
FT%	1-2	50%
2nd FG%	5-11	45.5%
3PT%	0-1	0.0%
FT%	6-7	85.7%
3rd FG%	7-12	58.3%
3PT%	0-3	0.0%
FT%	1-2	50%
4th FG%	3-10	30.0%
3PT%	0-3	0.0%
FT%	3-9	33.3%
GM FG%	20-44	45.5%
3PT%	1-10	10.0%
FT%	11-20	55.0%

Dead Ball Rebounds: 5, 0

Army West Point - 67 Record: 3-0

NO.	Name		Min	FG M-A	3P M-A	FT M-A	Rebounds OR	DR	TOT	Fouls PF	FD	TP	AS	TO	ST	Blocks BS	BA	+/-
22	Taylor Wilson	F	30:37	3-12	1-6	2-2	0	4	4	3	2	9	0	1	2	1	0	13
30	Kya Smith	F	30:28	3-5	0-0	4-4	6	4	10	4	2	10	4	6	1	0	0	20
3	Brooke Wilson	G	32:51	1-6	1-2	1-2	2	5	7	3	4	4	4	5	4	0	0	14
20	Camryn Tade	G	32:16	7-11	1-1	8-8	4	2	6	2	6	23	3	1	0	0	0	17
21	Reese Ericson	G	31:42	2-9	2-9	2-2	0	1	1	1	1	8	2	1	0	0	0	12
35	Soleil Montrose		13:28	1-2	1-1	0-0	0	1	1	1	0	3	0	1	0	0	0	-3
10	Reganne Reardon		16:21	1-6	0-2	3-3	2	2	4	3	2	5	1	2	0	0	0	2
4	Stella Chartrand		10:44	1-3	1-2	2-2	0	0	0	3	1	5	0	1	0	1	0	0
2	Audrey Annee		01:34	0-0	0-0	0-0	0	1	1	1	1	0	0	0	0	0	0	0
Team							1	1	2	0		0		0				
Totals				19-54	7-23	22-23	15	21	36	21	19	67	14	18	7	2	0	15

Major Fouls: NONE

Shooting By Period		
1st FG%	7-16	43.8%
3PT%	3-7	42.9%
FT%	6-7	85.7%
2nd FG%	5-15	33.3%
3PT%	2-7	28.6%
FT%	2-2	100%
3rd FG%	3-11	27.3%
3PT%	0-2	0.0%
FT%	8-8	100%
4th FG%	4-12	33.3%
3PT%	2-7	28.6%
FT%	6-6	100%
GM FG%	19-54	35.2%
3PT%	7-23	30.4%
FT%	22-23	95.7%

Dead Ball Rebounds: 0, 0

	SIENA	ARMY
Biggest lead	0 (1st 10:00)	18 (4th 5:35)
Best Scoring Run	5 (2nd 9:43)	9 (4th 7:54)
Lead Changes	0	
Times Tied	0	
Time with Lead	00:00	39:48

Points from	SIENA	ARMY
Turnovers	16	19
Paint	34	20
Second Chance	3	9
Fast Breaks	5	0
Bench	15	13

Period by Period Scoring	1st	2nd	3rd	4th	TOT
SIENA	12	16	15	9	52
ARMY	23	14	14	16	67

ARMY 67, SIENA 52

3

Official Basketball Box Score - Final
Army West Point at Oregon
11/16/25 Matthew Knight Arena, Eugene, Ore,
2025-26 Women's Basketball

Game Time: 2:00 PM
Game Duration: 1:38
Attendance: 4,646

Officials: Gina Cross, Brenda Pantoja, Tiffany Bird

Army West Point - 55 Record: 3-1

NO.	Name		Min	FG M-A	3P M-A	FT M-A	Rebounds OR	DR	TOT	Fouls PF	FD	TP	AS	TO	ST	Blocks BS	BA	+/-
22	Taylor Wilson	F	33:25	2-8	1-5	0-2	0	3	3	3	2	5	1	3	1	1	0	-22
30	Kya Smith	F	37:38	9-10	0-0	2-3	3	4	7	0	8	20	0	6	4	0	0	-19
3	Brooke Wilson	G	18:17	2-6	1-4	0-0	0	2	2	2	3	5	2	5	1	0	0	-24
20	Camryn Tade	G	32:30	4-9	0-1	0-0	1	3	4	2	1	8	1	4	0	0	0	-14
21	Reese Ericson	G	38:48	2-11	2-10	0-0	0	1	1	0	1	6	8	2	0	0	0	-23
35	Soleil Montrose		14:36	3-6	2-3	0-0	0	0	0	2	0	8	1	1	0	0	1	-12
10	Reganne Reardon		13:14	0-1	0-0	0-0	0	1	1	1	1	0	3	1	0	0	0	-5
4	Stella Chartrand		11:32	1-1	1-1	0-0	1	0	1	1	0	3	0	0	1	0	0	-6
Team							0	4	4	0		0		2				
Totals				23-52	7-24	2-5	5	18	23	11	16	55	16	24	7	1	1	-25

Major Fouls: NONE

Shooting By Period		
1st FG%	3-12	25.0%
3PT%	0-7	0.0%
FT%	0-3	0%
2nd FG%	8-14	57.1%
3PT%	2-5	40.0%
FT%	1-1	100%
3rd FG%	6-14	42.9%
3PT%	4-7	57.1%
FT%	1-1	100%
4th FG%	6-12	50.0%
3PT%	1-5	20.0%
FT%	0-0	0%
GM FG%	23-52	44.2%
3PT%	7-24	29.2%
FT%	2-5	40.0%

Dead Ball Rebounds: 2, 0

Oregon - 80 Record: 4-0

NO.	Name		Min	FG M-A	3P M-A	FT M-A	Rebounds OR	DR	TOT	Fouls PF	FD	TP	AS	TO	ST	Blocks BS	BA	+/-
1	Mia Jacobs	F	29:57	5-14	0-4	7-7	2	3	5	3	6	17	0	1	2	0	1	31
23	Sarah Rambus	F	23:06	6-10	0-0	0-0	0	1	1	3	1	12	1	3	1	0	0	26
2	Katie Fiso	G	29:10	6-7	0-0	0-0	0	2	2	0	1	12	10	3	0	0	0	13
3	Sofia Bell	G	32:13	5-8	4-7	0-0	0	4	4	1	0	14	3	2	2	0	0	31
14	Ari Long	G	26:44	1-3	0-0	2-2	0	5	5	0	1	4	4	0	3	0	0	27
0	Astera Tuhina		18:06	1-2	1-2	0-0	0	1	1	0	1	3	2	0	0	0	0	12
5	Amina Muhammad		17:53	6-7	0-0	2-2	1	3	4	4	1	14	0	2	3	1	0	-4
35	Ehis Etute		06:51	1-3	0-0	0-0	2	1	3	1	0	2	0	4	0	0	0	-3
42	Avary Cain		08:46	0-1	0-0	0-0	0	2	2	4	0	0	1	0	1	0	0	-10
22	Janiyah Williams		05:01	1-1	0-0	0-0	0	0	0	0	0	2	0	0	0	0	0	2
21	Filippa Tilliander		02:13	0-1	0-0	0-0	0	0	0	0	0	0	0	0	1	0	0	0
Team							1	3	4	0		0		0				
Totals				32-57	5-13	11-11	6	25	31	16	11	80	21	15	12	1	1	25

Major Fouls: NONE

Shooting By Period		
1st FG%	7-14	50.0%
3PT%	0-1	0.0%
FT%	0-0	0%
2nd FG%	8-16	50.0%
3PT%	1-7	14.3%
FT%	4-4	100%
3rd FG%	9-12	75.0%
3PT%	1-1	100.0%
FT%	0-0	0%
4th FG%	8-15	53.3%
3PT%	3-4	75.0%
FT%	7-7	100%
GM FG%	32-57	56.1%
3PT%	5-13	38.5%
FT%	11-11	100.0%

Dead Ball Rebounds: 1, 0

	ARMY	ORE
Biggest lead	0 (1st 10:00)	27 (4th 2:39)
Best Scoring Run	7 (2nd 0:57)	10 (4th 8:24)
Lead Changes	0	
Times Tied	0	
Time with Lead	00:00	39:02

Points from	ARMY	ORE
Turnovers	9	30
Paint	28	42
Second Chance	7	7
Fast Breaks	3	7
Bench	11	21

Period by Period Scoring	1st	2nd	3rd	4th	TOT
ARMY	6	19	17	13	55
ORE	14	21	19	26	80

4

OREGON 80, ARMY 55

BOX SCORES

Official Basketball Box Score - Final

New Hampshire at Army West Point

11/20/25 Christl Arena, West Point, N.Y.
2025-26 Women's Basketball

Game Time: 3:00 PM
Game Duration: 1:39
Attendance: 597

Officials: Ken Kelly, Tasha Smith, Keith Boston

New Hampshire - 44 **Record: 2-4**

NO.	Name		Min	FG M-A	3P M-A	FT M-A	Rebounds OR	DR	TOT	Fouls PF	FD	TP	AS	TO	ST	Blocks BS	BA	+/-
2	Carolina Williams	G	30:02	0-1	0-1	0-0	0	1	1	2	0	0	1	4	0	0	0	-17
3	Camryn Fauria	G	20:03	2-7	0-1	2-2	0	3	3	1	4	6	1	4	0	0	0	-13
21	Eva DeChent	G	22:01	3-9	0-1	2-2	0	0	0	1	1	8	0	1	2	0	1	-10
23	Elizabeth Lavoie	G	23:31	2-7	1-2	2-2	0	6	6	0	1	7	0	1	0	1	1	-13
24	Kenzie Matulonis	G	09:05	0-3	0-2	0-0	0	0	0	0	0	0	1	1	1	0	0	-8
0	Maggie Cavanaugh		35:07	2-7	1-1	0-0	0	5	5	0	4	5	3	4	2	0	1	-18
32	Lucia Melero		14:27	0-3	0-0	0-0	1	3	4	0	0	0	1	0	0	0	0	-7
20	Katie Ledden		19:42	4-5	2-2	0-0	1	1	2	3	0	10	1	3	0	0	0	-3
30	Sydney Lusher		11:27	1-1	1-1	0-0	0	1	1	0	0	3	0	2	0	0	0	-6
11	Alia Cordone		12:02	0-2	0-1	0-0	1	1	2	0	0	0	0	1	2	0	0	-10
12	Kassidy Thompson		01:16	1-1	1-1	0-0	0	0	0	0	0	3	0	1	1	0	0	5
33	Averie Harding		01:16	1-1	0-0	0-0	0	0	0	0	0	2	0	0	0	0	0	5
Team							1	2	3	0		0		1				
Totals				16-47	6-13	6-6	4	23	27	7	10	44	8	23	8	1	3	-19

Major Fouls: NONE

Shooting By Period		
1st FG%	4-10	40.0%
3PT%	1-2	50.0%
FT%	4-4	100%
2nd FG%	5-12	41.7%
3PT%	2-3	66.7%
FT%	0-0	0%
3rd FG%	4-9	44.4%
3PT%	1-1	100.0%
FT%	0-0	0%
4th FG%	3-16	18.8%
3PT%	2-7	28.6%
FT%	2-2	100%
GM FG%	16-47	34.0%
3PT%	6-13	46.2%
FT%	6-6	100.0%

Dead Ball Rebounds: 1, 0

Army West Point - 63 **Record: 4-1**

NO.	Name		Min	FG M-A	3P M-A	FT M-A	Rebounds OR	DR	TOT	Fouls PF	FD	TP	AS	TO	ST	Blocks BS	BA	+/-
22	Taylor Wilson	F	27:21	5-10	2-3	3-3	0	2	2	4	3	15	1	2	0	1	1	17
30	Kya Smith	F	34:00	8-11	1-2	1-2	1	13	14	1	2	18	3	6	3	2	0	30
3	Brooke Wilson	G	19:44	0-2	0-1	0-0	1	0	1	3	0	0	1	3	2	0	0	20
20	Camryn Tade	G	28:55	6-11	2-3	0-0	0	3	3	0	1	14	1	0	0	0	0	26
21	Reese Ericson	G	32:08	1-3	0-1	0-0	0	0	0	1	0	2	4	0	0	0	0	13
35	Soleil Montrose		18:04	4-7	2-3	0-0	0	1	1	1	0	10	1	1	0	0	0	7
10	Reganne Reardon		16:03	0-2	0-1	0-0	0	0	0	0	0	0	1	1	1	0	0	-5
4	Stella Chartrand		15:54	1-3	0-1	2-2	0	2	2	0	1	4	1	0	2	0	0	-3
2	Audrey Annee		05:19	0-1	0-1	0-0	0	1	1	0	0	0	1	2	1	0	0	0
11	Kelly Cramer		01:16	0-0	0-0	0-0	0	0	0	0	0	0	0	0	0	0	0	-5
12	Jane Preston		01:16	0-0	0-0	0-0	0	0	0	0	0	0	0	0	0	0	0	-5
Team							0	4	4	0		0		0				
Totals				25-50	7-16	6-7	2	26	28	10	7	63	14	15	9	3	1	19

Major Fouls: NONE

Shooting By Period		
1st FG%	7-14	50.0%
3PT%	2-5	40.0%
FT%	0-0	0%
2nd FG%	7-12	58.3%
3PT%	3-5	60.0%
FT%	2-2	100%
3rd FG%	7-14	50.0%
3PT%	0-1	0.0%
FT%	2-3	66.7%
4th FG%	4-10	40.0%
3PT%	2-5	40.0%
FT%	2-2	100%
GM FG%	25-50	50.0%
3PT%	7-16	43.8%
FT%	6-7	85.7%

Dead Ball Rebounds: 1, 0

	UNH	ARMY
Biggest lead	0 (1 st 10:00)	24 (4 th 2:12)
Best Scoring Run	5 (1 st 2:38)	8 (4 th 2:55)
Lead Changes	0	
Times Tied	0	
Time with Lead	00:00	39:08

Points from	UNH	ARMY
Turnovers	10	19
Paint	18	34
Second Chance	0	0
Fast Breaks	4	6
Bench	23	14

Period by Period Scoring	1st	2nd	3rd	4th	TOT
UNH	13	12	9	10	44
ARMY	16	19	16	12	63

ARMY 63, NEW HAMPSHIRE 44

5

Official Basketball Box Score - Final

Army West Point at Saint Francis

11/22/25 DeGol Arena, Loretto
2025-26 Women's Basketball

Game Time: 2:00 PM
Game Duration: 1:50
Attendance: 375

Officials: Kevin Farlow, Tara Gallupe, Shante Glenn

Army West Point - 82 **Record: 5-1**

NO.	Name		Min	FG M-A	3P M-A	FT M-A	Rebounds OR	DR	TOT	Fouls PF	FD	TP	AS	TO	ST	Blocks BS	BA	+/-
22	Taylor Wilson	F	25:06	5-10	1-5	0-0	2	2	4	5	2	11	0	0	0	1	0	25
30	Kya Smith	F	28:55	6-10	0-1	3-11	3	6	9	4	8	15	3	1	2	0	0	21
3	Brooke Wilson	G	26:46	2-4	0-1	2-3	0	6	6	0	2	6	5	2	2	0	0	18
20	Camryn Tade	G	26:55	5-6	1-2	3-4	0	4	4	3	3	14	1	0	1	2	0	26
21	Reese Ericson	G	29:23	4-7	3-6	0-0	0	2	2	1	2	11	6	3	2	0	0	22
35	Soleil Montrose		15:06	1-3	1-3	0-0	1	3	4	0	0	3	0	1	0	0	0	6
4	Stella Chartrand		16:53	3-5	2-3	1-4	1	1	2	0	2	9	0	0	0	0	0	14
2	Audrey Annee		10:37	1-4	1-3	0-0	0	1	1	1	0	3	1	2	1	0	0	10
10	Reganne Reardon		16:15	2-7	0-3	4-4	2	5	7	2	2	8	1	1	1	1	0	14
11	Kelly Cramer		02:02	0-0	0-0	0-0	0	0	0	0	0	0	0	0	0	0	0	1
12	Jane Preston		02:02	1-1	0-0	0-1	0	1	1	0	1	2	0	0	0	0	0	1
Team							1	0	1	0		0		1				
Totals				30-57	9-27	13-27	10	31	41	16	22	82	17	11	9	4	0	32

Major Fouls: NONE

Shooting By Period		
1st FG%	8-18	44.4%
3PT%	1-10	10.0%
FT%	1-2	50%
2nd FG%	7-11	63.6%
3PT%	3-5	60.0%
FT%	3-8	37.5%
3rd FG%	8-12	66.7%
3PT%	5-8	62.5%
FT%	2-4	50%
4th FG%	7-16	43.8%
3PT%	0-4	0.0%
FT%	7-13	53.8%
GM FG%	30-57	52.6%
3PT%	9-27	33.3%
FT%	13-27	48.1%

Dead Ball Rebounds: 8, 0

Saint Francis - 50 **Record: 0-6**

NO.	Name		Min	FG M-A	3P M-A	FT M-A	Rebounds OR	DR	TOT	Fouls PF	FD	TP	AS	TO	ST	Blocks BS	BA	+/-
1	Makyiah Ward	G	28:48	1-3	0-0	0-0	1	2	3	3	0	2	3	2	0	0	2	-23
4	Sonia Sato	G	27:52	3-14	3-5	0-0	0	2	2	4	1	9	1	3	1	0	0	-24
11	Bati Assefa	G	22:25	1-4	0-2	2-2	2	1	3	2	1	4	2	1	1	0	1	-17
12	Sajol Thornhill	G	24:22	2-10	0-5	0-0	0	2	2	2	0	4	0	1	1	0	0	-15
15	Cassandra Hawthorne	G	24:52	4-7	2-3	2-2	0	5	5	2	4	12	0	2	0	0	0	-24
0	Aleah James		21:53	2-6	0-0	2-2	1	4	5	2	2	6	3	3	0	0	1	-18
23	Shelby Ricks		25:28	1-6	0-1	7-9	0	0	0	2	6	9	0	2	1	0	0	-19
21	Gemma Walker		17:35	0-2	0-2	2-4	1	2	3	2	2	2	0	0	0	0	0	-15
33	Giselle Eke		06:45	1-1	0-0	0-0	1	1	2	3	0	2	0	2	0	0	0	-5
Team							1	2	3	0		0		0				
Totals				15-53	5-18	15-19	7	21	28	22	16	50	9	16	4	0	4	-32

Major Fouls: NONE

Shooting By Period		
1st FG%	3-12	25.0%
3PT%	1-2	50.0%
FT%	0-0	0%
2nd FG%	6-16	37.5%
3PT%	2-6	33.3%
FT%	0-0	0%
3rd FG%	5-11	45.5%
3PT%	1-1	100.0%
FT%	8-9	88.9%
4th FG%	1-14	7.1%
3PT%	1-9	11.1%
FT%	7-10	70%
GM FG%	15-53	28.3%
3PT%	5-18	27.8%
FT%	15-19	78.9%

Dead Ball Rebounds: 4, 2

	ARM	SFU
Biggest lead	32 (4 th 0:18)	0 (1 st 10:00)
Best Scoring Run	13 (2 nd 7:52)	5 (2 nd 6:50)
Lead Changes	0	
Times Tied	1	
Time with Lead	39:03	00:00

Points from	ARM	SFU
Turnovers	18	6
Paint	42	20
Second Chance	12	7
Fast Breaks	11	4
Bench	25	19

Period by Period Scoring	1st	2nd	3rd	4th	TOT
ARM	18	20	23	21	82
SFU	7	14	19	10	50

ARMY 82, Saint Francis 50

6

7

8

PROGRAM RECORDS

INDIVIDUAL RECORDS

SINGLE GAME

Points:	49	Kelsey Minato vs. Holy Cross (2013-14)
Field Goals:	19	Laurie Goetz vs. Brooklyn (1986-87)
Free Throws:	26	Kelsey Minato vs. Holy Cross (2013-14)
Rebounds:	23	Sabria Hunter vs. Sacred Heart (2022-23)
Assists:	16	Kim Kawamoto vs. Navy (1991-92)
Steals:	10	Kim Kawamoto vs. Hofstra (1990-91)
Blocked Shots:	9	Aimee Oertner vs. Colgate (2015-16)
		Pam Pearson vs. St. Francis (Ill.)
		(1983-84) & Navy (1984-85)
3-Point Field Goals:	8	Kelsey Minato at Boston U., vs. Lehigh (2014-15),
		at St. Francis Brooklyn (2015-16)
		Reese Ericson at Bucknell (2024-25)

SEASON

Points:	743	Kelsey Minato in 32 games (2015-16)
Field Goals:	252	Kelsey Minato in 32 games (2015-16)
3-Point Field Goals:	108	Kelsey Minato in 32 games (2015-16)
Free Throws:	207	Kelsey Minato in 33 games (2013-14)
Rebounds:	394	Madison Hovren in 30 games (2018-19)
Assists:	234	Kim Kawamoto in 29 games (1991-92)
Steals:	85	Dawn Halfaker in 26 games (1997-98)
Blocked Shots:	96	Aimee Oertner in 32 games (2015-16)

CAREER

Points:	2,556	Kelsey Minato in 127 games (2012-16)
Field Goals:	829	Kelsey Minato in 127 games (2012-16)
3-Point Field Goals:	329	Kelsey Minato in 127 games (2012-16)
Free Throws:	569	Kelsey Minato in 127 games (2012-16)
Rebounds:	1,143	Katie Macfarlane in 117 games (2000-04)
Assists:	796	Kim Kawamoto in 114 games (1988-92)
Steals:	287	Kim Kawamoto in 114 games (1988-92)
Blocked Shots:	290	Aimee Oertner in 127 games (2012-16)

TEAM RECORDS

SINGLE GAME

Points Scored:	113	vs. Brooklyn (12/10/86)
Fewest Points Scored:	29	vs. Holy Cross (1/20/96)
Fewest Points Allowed:	17	vs. New Paltz (11/28/77)
Most Points Allowed:	109	vs. Harvard (11/29/94)
Margin of Victory:	72 (111-39)	vs. New Paltz (12/04/78)
Margin of Defeat:	53 (109-56)	vs. Harvard (11/29/94)
Total Combined Points:	193 (90-103)	at Colgate (1/5/20)
Field Goals Made:	51	vs. New Paltz (12/04/78)
Field Goal Attempts:	104	vs. Middlesex C.C. (2/27/78)
Free Throws Made:	37	vs. Holy Cross (2/12/14)
Free Throw Attempts:	50	vs. Fordham (1/23/82)
		vs. American (1/12/02)
3-Point FG Made:	15	vs. Mt. St. Mary (12/29/24)
3-Point FG Attempts:	34	at UC Irvine (12/21/06)
Assists:	36	vs. Brooklyn (12/10/86)
Steals:	23	vs. Upper Iowa (1/05/80)
Rebounds:	75	vs. Scranton (1/29/80)
Blocked Shots:	13	vs. Navy (2/23/85)

SINGLE SEASON

Points Scored:	2,282	1980-81
Field Goals Made:	923	1980-81
Field Goal Attempts:	2,335	1980-81
Free Throws Made:	486	2013-14
Free Throw Attempts:	668	1980-81
3-Point FG Made:	250	2024-25
3-Point FG Attempts:	756	2024-25
Rebounds:	1,581	1980-81
Blocked Shots:	152	1983-84
Assists:	615	1987-88
Steals:	421	1986-87
Fewest Turnovers	319	2020-21
Most Wins:	29	2015-16
Fewest Wins:	1	1996-97
Most Losses:	25	1996-97
Fewest Losses:	3	2015-16
	3	1983-84
Longest Winning Streak:	19	2015-16
Longest Losing Streak:	18	1996-97
Points Allowed:	2,202	2019-20
Opponent Rebounds:	1,480	1980-81

INDIVIDUAL GAME HIGHS

POINTS

	Player	Pts.
1.	Kelsey Minato vs. Holy Cross (2/12/14)	49
2.	Laurie Goetz vs. Brooklyn (12/10/86)	39
3.	Alisa Fallon vs. Boston University (3/7/22)	37
	Kelsey Minato vs. Lafayette (12/31/14)	37
	Laurie Goetz vs. Molloy (1/8/87)	37
6.	Laurie Goetz vs. N.Y. Tech (1/10/87)	36
	Melody Smith vs. Howard (12/5/82)	36
9.	Kelsey Minato vs. Bucknell (1/2/16)	35
	Jennifer Hankes vs. N.Y. Tech (2/15/90)	35
	Madison Hovren vs. Lafayette (1/11/17)	35
	Madison Hovren vs. Colgate (2/27/19)	35
13.	Cara Enright vs. Navy (2/6/05)	34
14.	Kelsey Minato vs. Lafayette (2/3/16)	33
	Katie Macfarlane vs. Dartmouth (1/20/04)	33
16.	Sabria Hunter vs. Loyola Maryland (2/8/23)	32
	Kelsey Minato vs. Boston University (3/2/16)	32
	Kelsey Minato vs. St. Francis Brooklyn (12/8/14)	32
	Kelsey Minato vs. Boston University (1/29/14)	32
	Cara Enright vs. St. Francis (N.Y.) (11/18/07)	32
	Katie Macfarlane vs. Bucknell (2/23/03)	32
	Katie Macfarlane vs. Columbia (12/6/02)	32
	Lisa Russell vs. Columbia (1/17/94)	32
	Laurie Goetz vs. C.W. Post (2/19/87)	32
	Karen Dunn vs. Molloy (2/10/87)	32
	Tracy Hanlon vs. Fordham (1/23/82)	32
	Madison Hovren vs. Wagner (12/8/18)	32
28.	Kelsey Minato vs. Holy Cross (3/15/14)	31
	Kelsey Minato vs. Lehigh (2/24/14)	31
	Pat Walter vs. McGill (1/8/82)	31
31.	Kelsey Minato vs. Boston University (2/24/16)	30
	Kelsey Minato vs. Lafayette (1/6/16)	30
	Kelsey Minato vs. St. Francis Brooklyn (12/8/15)	30
	Kelsey Minato vs. Boston University (1/29/15)	30
	Kelsey Minato vs. Colgate (1/22/14)	30
	Jen Hazlett vs. Colgate (2/15/12)	30
	Cara Enright vs. Colgate (3/3/05)	30
	Katie Macfarlane vs. Colgate (2/14/04)	30
	Katie Macfarlane vs. Navy (3/1/03)	30
	Laurie Goetz vs. Ryerson Tech (11/21/86)	30
	Julie DelGiorno vs. Adelphi (2/20/86)	30
	Carol Barkalow vs. LIU (12/10/77)	30
	Madison Hovren vs. Colgate (1/11/17)	30
	Madison Hovren vs. FDU (12/5/18)	30
45.	Kelsey Minato vs. Colgate (2/10/16)	29
	Cara Enright vs. Lehigh (2/11/06)	29
	Jamie Arundell vs. Lehigh (1/21/98)	29
	Linda Schimminger vs. Mercy (2/9/88)	29

REBOUNDS

	Player	Reb.
1.	Sabria Hunter vs. Sacred Heart (12/01/22)	23
2.	Pam Pearson vs. St. Francis-Ill. (1/2/84)	22
	Madison Hovren vs. Cogate (1/11/17)	22
	Madison Hovren vs. FDU (12/5/18)	22
	Lindsey Scamman vs. Navy (1/25/20)	22
6.	Julie Del Giorno vs. Colgate (11/21/85)	21
	Madison Hovren vs. Lafayette (3/9/19)	21
	Sabrina Hunter at Lafayette (2/18/23)	21
8.	Karen Callahan vs. Cornell (1/29/96)	20
	Pam Pearson vs. C.W. Post (2/2/85)	20
	Madison Hovren vs. Holy Cross (1/23/19)	20
11.	Katie Macfarlane vs. Navy (2/28/04)	19
	Katie Macfarlane vs. Portland State (11/28/03)	19
	Pat Walter vs. Montclair State (2/20/80)	19
	Christi Stevens vs. Sacred Heart (12/19/77)	19
15.	Kate Murray vs. Rider University (12/2/20)	18
	Katie Macfarlane vs. Navy (3/1/03)	18
	Katie Macfarlane vs. Yale (12/10/02)	18
	Karin Gventer vs. Duquesne (1/31/94)	18
	Leeann Duhoski vs. Adelphi (3/1/90)	18
	Leeann Duhoski vs. Queens (2/9/89)	18
	Karen Dunn vs. Lock Haven (3/8/86)	18
	Julie Del Giorno vs. Mercy (1/14/86)	18
	Julie Del Giorno vs. Iona (11/26/85)	18
	Pam Pearson vs. Immaculata (2/8/85)	18
	Pam Pearson vs. Howard (12/5/83)	18
	Melissa Miles vs. Trenton State (2/4/78)	18
	Erin Anthony vs. Lehigh (2/14/10)	18
28.	Sabria Hunter at St. Francis Brooklyn (11/20/19)	17
	Sabrina Hunter vs. Navy (1/21/23)	17
	Sabria Hunter vs. Lafayette (1/2/23)	17
	Sabrina Hunter at American (1/19/22)	17
	Lindsey Scamman vs. LIU (12/4/19)	17
	Madison Hovren vs. Minnesota (12/8/16)	17
	Erin Anthony vs. Quinnipiac (12/11/10)	17
	Erin Anthony vs. Fairleight Dickinson (11/20/10)	17
	Courtney Wright vs. Rider (1/3/07)	17

PROGRAM RECORDS (CONT.)

Lindsay Brent vs. Georgetown (12/3/04) 17
Katie Macfarlane vs. Holy Cross (2/8/03) 17
Katie Macfarlane vs. Cornell (1/6/03) 17
Katie Macfarlane vs. Holy Cross (1/16/02) 17
Katie Macfarlane vs. Davidson (11/16/01) 17
Pam Pearson vs. N.Y. Tech (1/26/85) 17
Julie Del Giorno vs. C.W. Post (2/2/84) 17
Pat Walter vs. St. John's (2/27/81) 17
Melissa Miles vs. Lock Haven (2/25/78) 17

			MIN	FG	PTS	3FG	FT	
2		Audrey **ANNEE** Guard | 5-9 | Sophomore Indianapolis, Ind. (Center Grove)	**25-26:** 5.6 **Career:** 5.3 **Career High:** MIN: 14 AST: 2	.250 .391 PTS: 9 STL: 1	1.2 2.2 REB: 1 BLK: 0	.286 .429 3FG: 3	.000 .500 FT: 1	**Last Game:** 3 pts, 1 reb, 1 ast **Notes:** • Career-high nine points against Mt. St. Mary on Dec. 29, 2024 • Has appeared in five games this season
3		Brooke **WILSON** Guard | 5-9 | Sophomore Bryn Mawr, Pa. (Archbishop John Carrol)	**25-26:** 24.5 **Career:** 14.3 **Career High:** MIN: 25 AST: 9	.321 .406 PTS: 11 STL: 4	4.0 2.8 REB: 10 BLK: 1	.231 .286 3FG: 2	.429 .500 FT: 4	**Last Game:** 6 pts, 6 reb, 5 ast **Notes:** • Has started all six games this season • Career-high four steals agaisnt Siena (Nov. 13) • Career-high 10 rebounds and 9 assists against Pace on Nov. 3
4		Stella **CHARTRAND** Guard | 5-9 | Sophomore Atlanta, Ga. (The Westminster Schools)	**25-26:** 12.0 **Career:** 8.5 **Career High:** MIN: 16 AST: 1	.409 .370 PTS: 9 STL: 2	4.7 3.0 REB: 2 BLK: 1	.357 .278 3FG: 2	.500 .500 FT: 2	**Last Game:** 9 pts, 2 reb, 0 ast **Notes:** • Appeared in all six games this season • Career-high nine points against Saint Francis (Nov. 22) • One of two sophomores (Yuk) on the team
10		Reaganne **REARDON** Forward | 6-1 | Freshman Chicago, Ill. (St. Ignatius College Prep)	**25-26:** 17.5 **Career:** 17.5 **Career High:** MIN: 20 AST: 3	.324 .324 PTS: 11 STL: 1	5.2 5.2 REB: 8 BLK: 1	.167 .167 3FG: 1	.875 .875 FT: 4	**Last Game:** 8 pts, 7 reb, 1 ast **Notes:** • 11 points in collegiate debut vs. Pace (11/3) • Averaged 21.3 points and 10.0 rebounds during senior season of high school
11		Kelly **CRAMER** Guard | 5-8| Freshman Ponte Vedra, Fla. (St. Joseph Academy/USMAPS)	**25-26:** 1.7 **Career:** 1.7 **Career High:** MIN: 2 AST: 0	.000 .000 PTS: 0 STL: 0	0.0 0.0 REB: 0 BLK: 0	.000 .000 3FG: 0	.000 .000 FT: 0	**Last Game:** 0 pts, 0 reb, 0 ast **Notes:** • One of four freshman on the 2025-26 team • One of two players on team (Fiona Hastick) to attend the United Stats Military Academy Prep School (USMAPS)
12		Jane **PRESTON** Forward | 6-2 | Freshman Berwyn, Pa. (Conestoga)	**25-26:** 2.3 **Career:** 2.3 **Career High:** MIN: 4 AST: 0	.500 .500 PTS: 2 STL: 0	0.7 0.7 REB: 2 BLK: 0	.000 .000 3FG: 0	.000 .000 FT: 0	**Last Game:** 2 pts, 1 reb, 0 ast **Notes:** • Scored first career points against Saint Francis (Nov. 22) • One of four freshman on the 2025-26 team • Brother, Will, is a Firstie (senior) at West Point
15		Landry **SHEERER** Guard | 5-8 | Freshman Coppell, Texas (Coppell)	**25-26:** 2.0 **Career:** 2.0 **Career High:** MIN: 2 AST: 1	.000 .000 PTS: 0 STL: 0	0.0 0.0 REB: 1 BLK: 0	.000 .000 3FG: 0	.000 .000 FT: 0	**Last Game:** DNP **Notes:** • One of four freshman on the 2025-26 team • Recorded one rebound and one assists in collegiate debut against Pace on Nov. 3
20		Camryn **TADE** Guard | 5-9 | Junior Southlake, Texas (Carroll)	**25-26:** 28.6 **Career:** 27.4 **Career High:** MIN: 44 AST: 6	.491 .486 PTS: 23 STL: 5	11.2 7.2 REB: 10 BLK: 2	.286 .379 3FG: 4	.917 .802 FT: 8	**Last Game:** 14 pts, 4 reb, 1 ast **Notes:** • Has started all six games this season • Career-high 23 points against Siena on Nov. 13 • Third on the team in scoring with 11.2 ppg
21		Reese **ERICSON (C)** Guard | 5-6 | Senior Lake Oswego, Ore. (Lakeridge)	**25-26:** 33.1 **Career:** 30.4 **Career High:** MIN: 40 AST: 10	.413 .370 PTS: 28 STL: 4	9.5 9.7 REB: 6 BLK: 1	.385 .351 3FG: 8	1.000 .820 FT: 7	**Last Game:** 11 pts, 2 reb, 6 ast **Notes:** • Captain of the 2025-26 team – has started all six games • Season high eight assists at Oregon (11/16) • Four on the team with 9.5 points
22		Taylor **WILSON** Guard/Forward | 5-10 | Junior Bryn Mawr, Pa. (Archbishop John Carrol)	**25-26:** 28.1 **Career:** 13.7 **Career High:** MIN: 29 AST: 3	.443 .359 PTS: 20 STL: 4	11.8 3.9 REB: 8 BLK: 3	.443 .359 3FG: 5	.714 .614 FT: 8	**Last Game:** 11 pts, 4 reb, 0 ast **Notes:** • Has started all six games this season • Second on the team with 11.8 ppg • Career-high 20 points against Pace on Nov. 3
23		Sam **TILLSON** Forward | 6-1 | Sophomore McKinney, Texas (McKinney)	**25-26:** -- **Career:** 8.7 **Career High:** MIN: 26 AST: 1	-- .392 PTS: 17 STL: 2	-- 2.6 REB: 6 BLK: 4	-- .294 3FG: 3	-- .500 FT: 4	**Last Game:** DNP **Notes:** • Out indefinitely with injury • Appeared in 31 games, making three starts • Scored career-high 17 points on Feb. 22, 2025 vs. Bucknell
30		Kya **SMITH** Forward | 6-1 | Junior Lubbock, Texas (Coronado)	**25-26:** 33.3 **Career:** 27.3 **Career High:** MIN: 37 AST: 3	.702 .477 PTS: 22 STL: 4	16.2 9.1 REB: 16 BLK: 2	.250 .167 3FG: 1	.571 .719 FT: 7	**Last Game:** 15 pts, 9 reb, 3 ast **Notes:** • Three double-doubles on the season • Has started all six games and leads team in scoring (16.2) • 10-plus points in every game this season
33		Fiona **HASTICK (C)** Guard/Forward | 5-11 | Junior Reston, Va. (Paul VI Catholic/USMAPS)	**25-26:** -- **Career:** 28.1 **Career High:** MIN: 40 AST: 7	-- .363 PTS: 24 STL: 5	-- 10.2 REB: 11 BLK: 3	-- .330 3FG: 4	-- .714 FT: 5	**Last Game:** DNP **Notes:** • Out with injury • Captain of the 2025-26 team • Named to Preseason All-Patriot League team
35		Soleil **MONTROSE** Guard/Forward | 5-10 | Junior Irvine, Calif. (Mater Dei)	**24-25:** 15.9 **Career:** 13.2 **Career High:** MIN: 25 AST: 5	.519 .313 PTS: 15 STL: 1	6.2 3.6 REB: 7 BLK: 2	.533 .241 3FG: 2	.500 .680 FT: 4	**Last Game:** 3 pts, 4 reb, 0 ast **Notes:** • Has been the first player off the bench in every game • Recorded career-high 15 points against Air Force on Nov. 15, 2024.

Katie Kuester
Head Coach
First Season

Maggie Gallagher
Assoc. Head Coach
First Season

Amber Raisner
Assistant Coach
First Season

Mary Sheehan
Assistant Coach
First Season

Janelle Harrison
Assistant Coach
First Season

PRONUNCIATION GUIDE
Audrey **Annee** | ON-ay
Stella **Chartrand** | SHAR-trand
Reaganne **Reardon** | REER-din
Kelly **Cramer** | KRAY-mur
Landry **Sherrer** | SHAR-er
Camryn **Tade** | TAYD
Kya Smith | KAI-uh
Fiona Hastick | fee-OH-nuh HASS-tick
Soleil Montrose | so-LAY MON-trohz
Katie **Kuester** | CUE-ster