



ARMY WEST POINT™

HOCKEY

GAME
1
FOLLOW ON TWITTER AND INSTAGRAM @ARMYWP_HOCKEY

**ARMY WEST POINT
BLACK KNIGHTS**
(0-0-0, 0-0-0 AHA)

**COLGATE
RAIDERS**
(0-0-0, 0-0-0 ECAC)

10.1.16 • HAMILTON, N.Y. • CLASS OF 1965 ARENA • 7:05 P.M.

HOW TO FOLLOW

TELEVISION • Time Warner Cable

RADIO • 1260 WBNR-AM/1420 WLNA-AM

VIDEO • PatriotLeague.TV

AUDIO • Knight Vision • GoArmyWestPoint.com/watch

LIVE STATISTICS • GoColgateRaiders.com

THIS WEEK: SEASON OPENER AT COLGATE'S NEW RINK

The Black Knights will open the season on the road this year after beginning the last two years at Tate Rink. The Raiders will be christening their new Class of 1965 Arena on Saturday with a men's and women's hockey doubleheader during Colgate's homecoming weekend. The Cadets are no strangers to opening seasons at new rinks. Army began the 2013-14 season on the road at the Pagula Ice Arena, the home of Penn State hockey. The Black Knights had never captured a win over the Raiders as the visiting team until current head coach Brian Riley's first season. Army won 3-2 on Oct. 30, to snap Colgate's 10-0-2 home game winning streak over the Cadets. Overall, Army is 70-40 in season openers and have not won on the road to open a season since 1996-97 when the Black Knights defeated Minnesota-Duluth 6-4.

TALE OF THE TAPE

ARMY	GATE
2.3.....	Goals PG2.6
2.3.....	Goals Allowed PG2.68
0.....	Margin-0.9
30.9.....	SOG27.43
3.64.....	Assists PG4.19
5.90.....	Points PG6.7
5.2.....	Penalties PG3.76
13.9.....	PIM/Gm8.03
4.3.....	PP Chances/Gm3.4
0.72.....	PPG/Gm0.62
28/163 (.172).....	Power Play24/126 (.183)
125/154 (.812).....	Penalty Kill88/112 (.786)

A WIN OVER COLGATE WOULD...

..... be the first season opening win since 2014
 defeated Sacred Heart 2-1 at home
be the first season opening win on the road since 1996
 defeated Minnesota-Duluth 6-4
 give Army 19 wins in the all-time series
be the BKs first win over Colgate since 2004
 defeated the Raiders 3-2
 improve Riley's record to 2-3-2 over Colgate

welcomes seven newcomers to the team in Andrew Durham, Zach Evancho, Dominic Franco, Bryan Gerstenfeld, Brendan Soucie, Alex Wilkinson and Michael Wilson.

LAST SEASON'S RUN

The 2015-16 season was one to remember for Army as it finished .500 for the first time since the 2007-08 season (568). Last year was also the first time in eight years that the Cadets made it to the semifinals of the Atlantic Hockey playoffs. Parker Gahagen led the nation in saves percentage with a .937 average. His goals against average of 2.01 ranked him 15th in the nation as he only allowed 69 on the year and had two shutouts.

NEW YEAR, NEW TEAM

The Black Knights lost five seniors last year that combined for 38 points off 12 goals and 26 assists. Army's sophomores led the charge with 94 points with a team-leading 37 goals and 57 assists. The junior class amassed 42 points, while the freshmen were responsible for 39. The Class of 2020

2016-17 SCHEDULE

DATE	OPPONENT	TIME
Oct. 1	at Colgate	7:05 PM
Oct. 7	SACRED HEART*	7:05 PM
Oct. 14	SACRED HEART*	7:05 PM
Oct. 21	at UMass	7:05 PM
Oct. 28	at Robert Morris*	7:05 PM
Oct. 29	at Robert Morris*	7:05 PM
Nov. 4	AIR FORCE*	7:05 PM
Nov. 5	AIR FORCE*	8:05 PM
Nov. 11	CANISIUS*	7:05 PM
Nov. 12	CANISIUS*	7:05 PM
Nov. 18	at RIT*	7:05 PM
Nov. 19	at RIT*	7:05 PM
Dec. 2	AIC*	7:05 PM
Dec. 3	BROWN	7:05 PM
Dec. 9	HOLY CROSS*	7:05 PM
Dec. 10	at Holy Cross*	7:05 PM
Dec. 30	at Dartmouth^	4 PM
Dec. 31	vs. Colgate/UMass Lowell^	4 PM
Jan. 5	vs. Bentley*+	7:30 PM
Jan. 6	at Bentley*	7:05 PM
Jan. 13	MERCYHURST*	7:05 PM
Jan. 14	MERCYHURST*	7:05 PM
Jan. 17	at AIC*	7:05 PM
Jan. 21	RMCH	7:30 PM
Jan. 27	at Air Force*	9:05 PM
Jan. 28	at Air Force*	7:05 PM
Feb. 3	at Canisius*	7:35 PM
Feb. 4	at Canisius*	4:05 PM
Feb. 10	NIAGARA*	7:05 PM
Feb. 11	NIAGARA*	7:05 PM
Feb. 17	at Holy Cross*	7:05 PM
Feb. 18	HOLY CROSS*	7:05 PM
Feb. 24	at AIC*	7:05 PM
Feb. 25	AIC*	7:05 PM
Mar. 3-5	AHA First Round	TBA
Mar. 10-12	AHA Second Round	TBA
Mar. 17	AHA Semifinal%	TBA
Mar. 17	AHA Championship%	TBA

HOME GAMES

All times Eastern

* Atlantic Hockey Association Game

^ at Dartmouth Ledyard Classic, Hanover, N.H.

+ at Frozen Fenway, Boston, Mass.

Exhibition Game

% at Blue Cross Arena, Rochester, N.Y.

MEDIA INFORMATION

Assistant Director/MIH Contact Ally Keirn

Email alexandra.keirn@usma.edu

Office 845-938-4090

Radio 1260 WBNR-AM/1420 WLNA-AM

Play-by-Play Nikolai Busko

Webstream Patriot League Network

League Website www.atlantichockeyonline.com

Atlantic Hockey Contact Steffan Waters

Email swaters@atlantichockeyonline.com



2016-17 ARMY ROSTER

NUMERICAL ROSTER

NO.	NAME	CL.	POS.	HT.	WT.	HOMETOWN/LAST TEAM (LEAGUE)
1	Matt Penta	So.	G	6-1	198	Waltham, Mass. / Kingston Voyaguers (OJHL)
2	Dalton MacAfee	So.	D	6-0	205	Needham, Mass. / Boston University (HE)/South Shore (USPHL)
4	Ryan Nick	Sr.	D	5-10	187	Plymouth, Mich. / Port Huron (NAHL)
5	Joe Shecter	Jr.	D	5-11	190	Farmington Hills, Mich. / Ottawa (CCHL)
6	Nick DeCenzo	Jr.	F	5-11	190	Hibbing, Minn. / Brookings (NAHL)
7	Alex Wilkinson	Fr.	D	5-10	186	Raleigh, N.C. / CT Oilers (EHL)
8	Bryan Gerstenfeld	Fr.	D	6-1	204	Fairfield, Conn. / Bonnyville Pontiacs (AJHL)
9	Tyler Pham	Jr.	F	5-9	185	Fort Collins, Colo. / Indiana (USHL)
10	Trevor Fidler	So.	F	5-7	165	Watertown, Mass. / South Shore (USPHL)
11	Dominic Franco	Fr.	F	6-5	218	Portsmouth, R.I. / Langley Rivermen (BCHL)
12	Blake Box	Jr.	D	6-2	208	Dallas, Texas / Salmon Arm (BCHL)
13	C.J. Reuschlein	Sr.	F	6-1	220	Flint, Mich. / Texas (NAHL)
14	Brendan Soucie	Fr.	F	5-10	189	South Dennis, Mass. / Islanders Hockey Club (USPHL)
15	Clint Carlisle	Sr.	F	5-11	185	Dallas, Texas / Amarillo (NAHL)
16	Brendan McGuire	Jr.	F	6-6	220	Flower Mound, Texas / Amarillo (NAHL)
17	Taylor Maruya	So.	F	5-11	170	Westchester, Calif. / Salmon Arm (BCHL)
18	Zach Evancho	Fr.	F	5-8	165	Buffalo, N.Y. / Buffalo Jr. Sabres (OJHL)
19	Tipper Higgins	So.	F	6-0	195	Williston, Vt. / Chilliwack (BCHL)
20	Conor Andrie	Jr.	F	5-11	190	St. Louis Park, Minn. / Brookings (NAHL)
21	Garret Peterson	Sr.	D	6-2	205	Coppell, Texas / Amarillo (NAHL)
22	Ian Mansfield	So.	F	6-0	200	Lakewood, Colo. / Minnesota (NAHL)
24	Ian Murdoch	So.	F	6-5	198	Western Springs, Ill. / Culver Military Academy
25	Nash Worden	So.	D	6-0	191	Kaysville, Utah / Omaha (USHL)
26	Andrew Durham	Fr.	F	6-2	201	Plano, Texas / N.J. Junior Titans (NAHL)
27	Michael Wilson	Fr.	F	6-0	195	Fond du Lac, Wis. / Minnesota Magicians (NAHL)
29	Mike Preston	Jr.	D	6-2	222	Carmel, Ind. / Indiana (USHL)
30	Cole Bruns	Jr.	G	5-10	185	Prairie Grove, Ill. / Omaha (USHL)
35	Parker Gahagen	Sr.	G	6-2	191	Buffalo, N.Y. / Buffalo Jr. Sabres (OJHL)

Head Coach: Brian Riley (Brown '83), 13th season

Associate Head Coach: Zach McKelvie (USMA '09), third season

Assistant Coach: Chris McKelvie (Bemidji State '09), first season

Head Officer Representative: Col. Wiley Thompson

Director of Hockey Operations: CPT Bill Day (USMA '12), first season

Volunteer Assistant Coach: Ryan Hull

Equipment Manager: Noah Strone

Athletic Trainer: Jacqui McCann

Strength and Conditioning Coach: Jon Clancy

ALPHABETICAL ROSTER

NO.	NAME	CL.	POS.	HT.	WT.	HOMETOWN/LAST TEAM (LEAGUE)
20	Conor Andrie	Jr.	F	5-11	190	St. Louis Park, Minn. / Brookings (NAHL)
12	Blake Box	Jr.	D	6-2	208	Dallas, Texas / Salmon Arm (BCHL)
30	Cole Bruns	Jr.	G	5-10	185	Prairie Grove, Ill. / Omaha (USHL)
15	Clint Carlisle	Sr.	F	5-11	185	Dallas, Texas / Amarillo (NAHL)
6	Nick DeCenzo	Jr.	F	5-11	190	Hibbing, Minn. / Brookings (NAHL)
26	Andrew Durham	Fr.	F	6-2	201	Plano, Texas / N.J. Junior Titans (NAHL)
18	Zach Evancho	Fr.	F	5-8	165	Buffalo, N.Y. / Buffalo Jr. Sabres (OJHL)
10	Trevor Fidler	So.	F	5-7	165	Watertown, Mass. / South Shore (USPHL)
11	Dominic Franco	Fr.	F	6-5	218	Portsmouth, R.I. / Langley Rivermen (BCHL)
35	Parker Gahagen	Sr.	G	6-2	191	Buffalo, N.Y. / Buffalo Jr. Sabres (OJHL)
8	Bryan Gerstenfeld	Fr.	D	6-1	204	Fairfield, Conn. / Bonnyville Pontiacs (AJHL)
19	Tipper Higgins	So.	F	6-0	195	Williston, Vt. / Chilliwack (BCHL)
2	Dalton MacAfee	So.	D	6-0	205	Needham, Mass. / Boston University (HE)/South Shore (USPHL)
22	Ian Mansfield	So.	F	6-0	200	Lakewood, Colo. / Minnesota (NAHL)
17	Taylor Maruya	So.	F	5-11	170	Westchester, Calif. / Salmon Arm (BCHL)
16	Brendan McGuire	Jr.	F	6-6	220	Flower Mound, Texas / Amarillo (NAHL)
24	Ian Murdoch	So.	F	6-5	198	Western Springs, Ill. / Culver Military Academy
4	Ryan Nick	Sr.	D	5-10	187	Plymouth, Mich. / Port Huron (NAHL)
1	Matt Penta	So.	G	6-1	198	Waltham, Mass. / Kingston Voyaguers (OJHL)
21	Garret Peterson	Sr.	D	6-2	205	Coppell, Texas / Amarillo (NAHL)
9	Tyler Pham	Jr.	F	5-9	185	Fort Collins, Colo. / Indiana (USHL)
29	Mike Preston	Jr.	D	6-2	222	Carmel, Ind. / Indiana (USHL)
13	C.J. Reuschlein	Sr.	F	6-1	220	Flint, Mich. / Texas (NAHL)
5	Joe Shecter	Jr.	D	5-11	190	Farmington Hills, Mich. / Ottawa (CCHL)
14	Brendan Soucie	Fr.	F	5-10	189	South Dennis, Mass. / Islanders Hockey Club (USPHL)
7	Alex Wilkinson	Fr.	D	5-10	186	Raleigh, N.C. / CT Oilers (EHL)
27	Michael Wilson	Fr.	F	6-0	195	Fond du Lac, Wis. / Minnesota Magicians (NAHL)
25	Nash Worden	So.	D	6-0	191	Kaysville, Utah / Omaha (USHL)

PRONUNCIATION GUIDE

Nick DeCenzo DAH-sen-zo
Tyler Pham FAM
C.J. Reuschlein ROOSH-lin
Brendan Soucie SUE-see

Clint Carlisle
Taylor Maruya
Zach Evancho
Conor Andrie
Andrew Durham
Parker Gahagen

CAR-lie-ul
Ma-ROO-ya
e-VAN-cho
AN-der-lee
dur-UM
GAH-hay-gen

BY STATE

California (1)	#17 Taylor Maruya..... Westchester
Colorado (2)	#9 Tyler Pham..... Fort Collins #22 Ian Mansfield..... Lakewood
Connecticut (1)	#8 Bryan Gerstenfeld..... Fairfield
Illinois (2)	#30 Cole Bruns..... Prairie Grove #24 Ian Murdoch..... Western Springs
Indiana (1)	#29 Mike Preston..... Carmel
Massachusetts (4)	#1 Matt Penta..... Waltham #2 Dalton MacAfee..... Needham #10 Trevor Fidler..... Watertown #14 Brendan Soucie..... South Dennis
Michigan (3)	#4 Ryan Nick..... Plymouth #5 Joe Shecter..... Farmington Hills #13 C.J. Reuschlein..... Flint
Minnesota (2)	#6 Nick DeCenzo..... Hibbing #20 Conor Andrie..... St. Louis Park
North Carolina (1)	#7 Alex Wilkinson..... Raleigh
New York (2)	#18 Zach Evancho..... Buffalo #35 Parker Gahagen..... Buffalo
Rhode Island (1)	#11 Dominic Franco..... Portsmouth
Texas (5)	#12 Blake Box..... Dallas #15 Clint Carlisle..... Dallas #16 Brendan McGuire..... Flower Mound #21 Garret Peterson..... Coppell #26 Andrew Durham..... Plano
Utah (1)	#25 Nash Worden..... Kaysville
Vermont (1)	#19 Tipper Higgins..... Williston
Wisconsin (1)	#27 Michael Wilson..... Fond du Lac

BY CLASS

Seniors (5)..... #3 Ryan Nick
..... #13 C.J. Reuschlein, #15 Clint Carlisle
..... #21 Garret Peterson, #35 Parker Gahagen

Juniors (8)..... #5 Joe Shecter
..... #6 Nick DeCenzo, #9 Tyler Pham
..... #12 Blake Box, #16 Brendan McGuire
..... #20 Conor Andrie, #29 Mike Preston
..... #30 Cole Bruns

Sophomores (8)..... #1 Matt Penta
..... #2 Dalton MacAfee, #10 Trevor Fidler
..... #17 Taylor Maruya
..... #19 Tipper Higgins, #22 Ian Mansfield
..... #24 Ian Murdoch, #25 Nash Worden

Freshmen (7)..... #7 Alex Wilkinson
..... #8 Bryan Gerstenfeld
..... #11 Dominic Franco, #8 Brendan Soucie
..... #18 Zach Evancho, #26 Andrew Durham
..... #27 Michael Wilson



BRIAN RILEY

HEAD COACH

13TH SEASON

BROWN, 1983

FOLLOW ON TWITTER: @COACH_BRILEY

When Brian Riley was named Army hockey's 16th head coach in 2004, he was familiar with West Point.

Following 14 years as an assistant to his brother Rob and a lifetime of hockey education from his father Jack, Brian Riley knew all about the U.S. Military Academy.

The knowledge, preparation and hard work have all paid off for Brian as he adds to the Riley legacy and Army hockey.

Just the third Army hockey coach in the past 62 years, Brian Riley has made his mark on a program coached by his father and brother in just eight seasons.

The Vice President for Membership of the American Hockey Coaches Association, Brian Riley is a three-time Atlantic Hockey Association Coach of the Year, has guided Army to eight consecutive Atlantic Hockey Association playoff berths, led the team to its first regular season championship in program history, posted non-conference victories and had four players chosen to participate in the NCAA Frozen Four Skills Competition. Riley was recently appointed to the NCAA Division I Men's Ice Hockey Committee, which is responsible for the management of the NCAA Championship.

Brian Riley has posted a 134-232-61 mark during his tenure behind the West Point bench after succeeding his brother, Rob who briefly retired from coaching in 2004. Prior to Rob, Jack Riley, their father, stood behind the Black Knights bench for 36 seasons. In addition to his success at Army, Jack Riley also coached the U.S. Olympic hockey team to a stunning gold medal in the 1960 Games.

Utilizing a defensive system that focuses on physical, intense play and opportunistic scoring, Riley has led his squad to the Atlantic Hockey Association playoffs in all 11 of his seasons.

In 2014-15, Riley's team earned points every weekend in the final month of the Atlantic Hockey schedule going into the league's playoffs, including a win over eventual tournament champion RIT on the road in Rochester. He tutored his first Atlantic Hockey Rookie of the Year in Tyler Pham and he was also named to the All-Rookie Team.

In 2013-14, the Black Knights took eventual Atlantic Hockey Champion Robert Morris to three games in their first round series. Riley's team forced a game three in the series with a 4-2 win in the second game. C.J. Reuschlein was named as part of the AHA All-Rookie Team after leading the Black Knights in scoring with 22 points, becoming the first rookie since Rob Ross had 17 as tops in 2004-05.

An upstart Riley club opened the 2012-13 season as one of the hottest teams in the AHA with early wins over Sacred Heart (2), American International and then No. 19th-ranked Robert Morris - all in the friendly confines of Tate Rink. The Black Knights sat in the upper echelon of the AHA standings throughout much of the first half of conference action, which ultimately helped the USCHO name Riley its mid-season Coach of the Year.

Army went on to finish the year with an AHA playoff berth, forward Joe Kozlak earned AHA All-Rookie Team honors and senior Andy Starczewski was among the initial candidates for the Hobey Baker Award. In addition to

the on-ice success of his players, Riley had the pleasure of coaching 2013 Men's Hockey Senior CLASS Award winner Cheyne Rocha, who also earned first team Academic All-America honors for the second year in a row.

In 2011-12, Army posted seven ties and four wins, including victories over Canadian rival Royal Military College (9-1), ECAC Hockey's Rensselaer (3-2) in the Toyota/UCConn Classic and a dramatic 4-4 overtime tie with Air Force. Riley helped Army resume its rivalry with its military brethren for the first time since 2006 and then watched as 12 players registered points in the eight-goal victory. Army qualified for the Atlantic Hockey Playoffs but dropped a pair of games to Holy Cross in the opening round.

The 2010-11 team won 11 games and earned home ice for the playoffs while a pair of players - Marcel Alvarez and Cody Omilusik earned All-AHA accolades. Among the victories, was a 5-2 triumph at the University of Massachusetts at the Mullins Center, a dramatic 5-4 win at Air Force, a three-point weekend against Robert Morris and a 4-1 victory over AIC outdoors at Rentschler Field in Hartford, Conn.

During the 2009-10 season, Riley helped the Black Knights to an 11-win season and the No. 6 seed in the conference playoffs. Among the victories was a three-point weekend against Air Force at Tate Rink, a 4-4 overtime draw at Colgate and a 2-1 win at Rensselaer Polytechnic Institute, the second consecutive year of a non-conference win.

In the postseason, Riley was selected as an assistant coach of the East squad at the NCAA Frozen Four Skills Competition where he coached Army's Owen Meyer, the fourth Black Knight selected for the honor, joining Brad Roberts (2006), Luke Flicek (2008) and Zach McKelvie (2009).

In 2008-09, with a team of 12 freshmen, Riley guided the Black Knights to the Atlantic Hockey Association playoffs for the sixth straight season. Included in the wins was a shocking upset of No. 2 Miami, 3-2 in the consolation game of the Ohio Hockey Classic.

Six years prior, Riley led Army to its first regular season championship and won 19 games for the second consecutive season.

Army went 19-14-4 in 2007-08, winning the AHA regular season title and the top seed in the conference tournament. For the second straight year, Army advanced to the semifinal round.

During the 2007-08 season, Army put together a league-best nine-game unbeaten streak (8-0-1) to clinch the regular season title. Army won the first two games of the best-of-three series with Sacred Heart to advance to the semifinals where a loss to Mercyhurst ended the season.

In 2006-07, the Black Knights hosted a league playoff game at Tate Rink for the first time and beat Bentley, 6-2. They followed that with a 3-1 win over Connecticut in the semifinals before losing to Air Force in the finals.

Riley was named the league coach of the year for the first time in 2005-06 when the team finished fifth in conference play after overcoming a 0-7-1 start.

In his first campaign behind the Black Knights' bench, Riley engineered one of the biggest

upsets in the NCAA when Army stunned Colgate, 3-2, in Hamilton, N.Y., for his first career win.

Riley led his team to 11 wins during that initial season, setting the Academy record for most victories by a rookie head coach. He broke the record established by his brother, Rob, in 1986-87. In addition, the younger Riley also piloted the Black Knights to their first postseason win in more than a quarter century when Army defeated American International College, 5-3, in the first round of the Atlantic Hockey tournament.

Riley's father, Jack, started it all in 1951 when legendary football coach and athletic director at West Point, Earl "Red" Blaik, hired him to head the hockey program. What began as a one-year contract, turned into a 36-year Hall of Fame career that culminated in 542 victories.

Riley's brother, Rob, took the reins from his father in the fall of 1986 and racked up 306 victories of his own over 18 winters.

When Rob officially stepped down in the summer of 2004, he passed the torch (and family tradition) on to his younger brother.

Brian brings an extensive resume to his "dream job" at the Academy. No stranger to West Point or the "West Point Experience," the younger Riley has spent 14 years as an assistant coach to his brother, eventually rising to the position of associate head coach.

Brian played an integral role in recruiting many of the athletes that helped Army put together back-to-back 20-win seasons and tutored Corey and Ian Winer, former Colorado Avalanche forward Dan Hinote.

Riley also recruited Zach McKelvie, a hulking defenseman now part of the Calgary Flames organization. He originally signed two free agent contracts with the Boston Bruins while he was serving his country. McKelvie is just one of Riley's defensive gems, as his expertise in working with the defense has molded Army's squads into one of the most stingy blue line units in college hockey.

A 1983 graduate of Brown, Riley began his coaching career in 1984 with a three-year stint as an assistant coach at SUNY Plattsburgh. During that period, the Cardinals advanced to the NCAA Division III Tournament three times, reaching the championship game twice.

In 1988, Riley moved to the Division I ranks at the University of Massachusetts-Lowell. There, he teamed with his cousin, Bill Riley, for one season, directing the River Hawks to the NCAA Tournament, giving him his fourth straight postseason appearance.

The following winter, Riley joined his brother's staff at West Point for the first time where he spent the next seven seasons. In 1996, the West Point native left the comfort

THE RILEY FILE

COACHING EXPERIENCE

- Head Coach, Army, 2004-present
- Assistant Coach, Army, 1989-96, 1999-2004
- Head Coach, Shattuck St. Mary's Prep (Minn.), 1996-98
- Asst. Coach, UMass-Lowell, 1987-88
- Asst. Coach, SUNY Plattsburgh, 1984-87

ATHLETIC BACKGROUND

- Four-year hockey letterwinner, Brown University
- Team Co-Captain, 1982-83

AWARDS/HONORS

- Atlantic Hockey "Coach of the Year," 2006, 2007, 2008
- Class of '36 Trophy (Brown), 1983
- Patrick Jones Trophy (Brown), 1983

ACADEMIC BACKGROUND

- B.A., Political Science, Brown University, 1983
- M.S., Education, Boston University, 2003

HEAD COACHING RECORD

YEAR	SCHOOL	RECORD	PCT.
2004-05	Army	11-21-3	(.357)
2005-06	Army	12-18-7	(.419)
2006-07	Army	19-12-5	(.597)
2007-08	Army	19-14-4	(.568)
2008-09	Army	11-19-6	(.389)
2009-10	Army	11-18-7	(.403)
2010-11	Army	11-20-4	(.371)
2011-12	Army	4-23-7	(.221)
2012-13	Army	7-22-5	(.279)
2013-14	Army	6-28-0	(.176)
2014-15	Army	8-22-4	(.294)
2015-16	Army	15-15-9	(.500)
2016-17	Army	0-0-0	(.000)
CAREER	13 Seasons	134-232-61	(.385)

and familiarity of the Academy, where he grew up, for the great Midwest and a head coaching position at Shattuck St. Mary's Prep School in Faribault, Minn.

There, Riley carved out a stellar two-year coaching career in which his teams compiled an impressive 94-19-10 record. In his first season, Riley directed the squad to a 40-9-7 record before improving to 54-10-3 in 1997-98.

In 1999, Riley returned to West Point, where he served at his brother's side until assuming the head coaching position in 2004.

During his collegiate playing days, Riley co-captained Brown's hockey squad his senior season, earning honorable mention All-Ivy League. He was presented the Class of '36 Trophy for his outstanding contributions over his four-year career and the Patrick Jones Trophy for most team spirit.

Prior to starring for Brown, Riley attended New Hampton Prep and led the hockey team to a No. 1 national ranking among prep schools. He was chosen as the school's most outstanding athlete while captaining both the soccer and hockey teams.

Riley completed course work on his master's, earning a graduate degree in Education from Boston University, in May 2003.

Riley is married to the former Marybeth Feldman of Highland Falls, N.Y. The couple has three children: Jack, Danielle and Brendan. Jack is a senior captain of the hockey team at Mercyhurst, while Brendan is a freshman. Danielle started graduate school at Mercyhurst and is an assistant for the women's lacrosse program.



ARMY'S COACHING HISTORY

ARMY HOCKEY AT TATE RINK

Season	Coach	GP	W-L-T	Pct.	AHA Games	Pct.
1985-86	Jack Riley	19	13-6-0	.684		
1986-87	Rob Riley	15	6-8-1	.433		
1987-88	Rob Riley	16	3-11-2	.250		
1988-89	Rob Riley	18	11-6-1	.639		
1989-90	Rob Riley	15	6-7-2	.467		
1990-91	Rob Riley	16	7-8-1	.469		
1991-92	Rob Riley	19	12-6-1	.658		
1992-93	Rob Riley	17	12-4-1	.735		
1993-94	Rob Riley	18	11-7-0	.611		
1994-95	Rob Riley	22	15-6-1	.704		
1995-96	Rob Riley	21	18-2-1	.881		
1996-97	Rob Riley	20	14-5-1	.725		
1997-98	Rob Riley	19	12-7-0	.631		
1998-99	Rob Riley	22	13-7-2	.636		
1999-00	Rob Riley	20	9-10-1	.475		
2000-01	Rob Riley	17	10-6-1	.618		
2001-02	Rob Riley	17	8-5-4	.588		
2002-03	Rob Riley	16	11-5-0	.688		
2003-04	Rob Riley	19	8-10-1	.447	3-5-1	.389
2004-05	Brian Riley	18	10-6-2	.611	5-5-2	.500
2005-06	Brian Riley	17	8-5-4	.588	6-4-4	.571
2006-07	Brian Riley	17	11-2-4	.765	8-2-4	.714
2007-08	Brian Riley	19	14-4-1	.763	11-2-1	.821
2008-09	Brian Riley	15	6-4-5	.567	6-3-5	.708
2009-10	Brian Riley	14	7-4-3	.607	7-4-3	.607
2010-11	Brian Riley	17	6-8-3	.441	6-5-3	.535
2011-12	Brian Riley	15	0-12-3	.100	0-11-2	.076
2012-13	Brian Riley	15	4-10-1	.300	4-9-1	.321
2013-14	Brian Riley	14	1-13-0	.071	1-12-0	.083
2014-15	Brian Riley	16	4-8-4	.375	4-6-4	.428
2015-16	Brian Riley	20	6-7-7	.475	3-3-6	.500
TOTALS	31 seasons	544	276-210-60	.560	64-73-37	.474

Head Coach Records:

Jack Riley (13-6-0, .684, one season)

Rob Riley (186-120-21, .601, 18 seasons)

Brian Riley (72-61-32, .533, 12 seasons)

BRIAN RILEY SIGNATURE WINS

Since 2004-05 when he took over as head coach, Brian Riley has led the Black Knights to some key wins. Among them:

DATE	OPPONENT	RESULT	NOTES
10/30/04	at Colgate	W, 3-2	first collegiate win
11/11/05	AIR FORCE	W, 3-0	first win against the Falcons
11/1/2005	AIR FORCE	W, 4-3 (OT)	first sweep of AF
1/6/05	MERCYHURST	W, 5-0	first win against Mercyhurst
1/7/05	MERCYHURST	W, 3-2 (OT)	first sweep of Mercyhurst
12/29/06	RIT	W, 2-1	win in first game vs. Tigers
3/10/07	BENTLEY	W, 6-2	first AHA playoff win
1/25/08	AIR FORCE	W, 2-1	beat AF on national TV
1/27/08	AIR FORCE	W, 2-1	swept AF on national TV
1/3/09	vs. #2 Miami	W, 3-2	upset at Ohio Hockey Classic
10/31/09	at RPI	W, 2-1	comeback win, first vs. ECAC since '04
1/29/10	AIR FORCE	W, 4-2	knocks Falcons from first-place
1/30/10	AIR FORCE	T, 3-3 (OT)	comeback from 2-0 deficit
11/5/10	at UMass	W, 5-2	third straight year with non-conference win
11/27/10	vs. Niagara	W, 4-1	Army's first win vs. Niagara, follows 4-1 loss
1/15/11	at Air Force	W, 5-4	1st per. 3-0 lead, end 8-game winless streak
1/21/11	vs. Robert Morris	W, 3-1	first meeting between schools
12/31/11	vs. Rensselaer	W, 3-2	4th straight season w/non-conference win
10/27/12	at Holy Cross	W, 7-2	100th career victory
12/1/12	vs. AIC	W, 3-2	Major Tom Kennedy Night
12/30/12	at Canisius	W, 1-0 (OT)	first OT road win since 2002
1/4/13	vs. #19 Robert Morris	W, 5-0	First win vs. ranked team since 2009
11/14/14	vs. Holy Cross	W, 5-4 (OT)	First home OT win since 2006
12/29/15	vs. #20 Merrimack	W, 3-2	First win over Merrimack since 1986 (15 games)

BRIAN RILEY'S OT HISTORY

2004-05 (1-2-3)	
O8 Ryerson	W, 3-2 (OT)
O22 at Bentley*	T, 3-3 (OT)
N20 Holy Cross*	T, 3-3 (OT)
J28 at Quinnipiac*	L, 4-5 (OT)
F11 at Mercyhurst*	L, 4-5 (OT)
F26 American Int'l*	T, 3-3 (OT)
2005-06 (2-1-7)	
N5 at Canisius*	T, 2-2 (OT)
N12 Air Force	W, 4-3 (OT)
N18 at Bentley*	T, 1-1 (OT)
D8 American Int'l*	T, 2-2 (OT)
J7 Mercyhurst*	W, 3-2 (OT)
J27 Bentley*	T, 2-2 (OT)
J28 Bentley*	T, 3-3 (OT)
F11 at RMC	T, 3-3 (OT)
F18 Connecticut*	T, 3-3 (OT)
M11 at Bentley^	L, 3-4 (2OT)
^AHA Tournament	
2006-07 (0-0-5)	
O14 Sacred Heart*	T, 2-2 (OT)
N21 at Sacred Heart*	T, 3-3 (OT)
D6 Holy Cross*	T, 2-2 (OT)
J26 Connecticut*	T, 2-2 (OT)
F3 Holy Cross*	T, 3-3 (OT)
2007-08 (0-0-4)	
N23 at RIT*	T, 2-2 (OT)
N24 at RIT*	T, 1-1 (OT)
D30 vs. Brown#	T, 1-1 (OT)
F9 Holy Cross*	T, 1-1 (OT)
2008-09 (0-1-6)	
N1 at Sacred Heart*	T, 3-3 (OT)
D28 at #20 Dartmouth!	L, 4-5 (OT)
J17 Holy Cross*	T, 3-3 (OT)
J18 Holy Cross*	T, 4-4 (OT)
F7 Canisius*	T, 2-2 (OT)
F21 RIT*	T, 1-1 (OT)
F27 American Int'l*	T, 3-3 (OT)
! Dartmouth Tournament, Hanover, N.H.	
2009-10 (0-1-7)	
O24 Mercyhurst*	T, 3-3 (OT)
O30 at Colgate	T, 4-4 (OT)
J2 at #18 Union	L, 1-2 (OT)
J8 at Sacred Heart*	T, 3-3 (OT)
J16 at Canisius*	T, 4-4 (OT)
J30 Air Force*	T, 3-3 (OT)
F19 at Mercyhurst*	T, 4-4 (OT)
F27 AIC* T, 2-2 (OT)	
2010-11 (0-2-4)	
O17 Holy Cross*	L, 4-5 (OT)
N20 Sacred Heart*	T, 4-4 (OT)
D30 Merrimack	L, 1-2 (OT)
J7 RIT* T, 1-1 (OT)	
J22 Robert Morris*	T, 2-2 (OT)
J29 at Bentley*	T, 1-1 (OT)
2011-12 (0-0-7)	
O22 vs. Colgate	T, 2-2 (OT)
N5 at RIT*	T, 2-2 (OT)
N18 at AIC*	T, 3-3 (OT)
N19 vs. Brown	T, 1-1 (OT)
N26 at Robert Morris*	T, 3-3 (OT)
D3 vs. Mercyhurst*	T, 3-3 (OT)
J20 vs. Air Force*	T, 3-3 (OT)
2012-13 (1-0-5)	
O20 at Sacred Heart*	T, 4-4 (OT)
D11 at UConn*	T, 2-2 (OT)
D30 at Canisius*	W, 1-0 (OT)
J12 at Air Force*	T, 3-3 (OT)
F1 at Mercyhurst*	T, 1-1 (OT)
F16 vs. Bentley*	T, 2-2 (OT)
2013-14 (1-2-0)	
N26 at AIC*	W, 4-3 (OT)
F8 at AIC*	L, 4-5 (OT)
F15 at Bentley*	L, 4-5 (OT)
2014-15 (1-1-2)	
O25 vs. Robert Morris*	T, 3-3 (OT)
N14 vs. Holy Cross*	W, 5-4 (OT)
N15 vs. Holy Cross*	T, 0-0 (OT)
J3 vs. American International*	L, 3-2 (OT)
F20 vs. Bentley*	T, 1-1 (OT)
F21 vs. Bentley*	T, 2-2 (OT)
2015-16 (1-4-9)	
O31 vs. Bentley*	T, 2-2 (OT)
N7 vs. RIT*	T, 2-2 (OT)
N20 vs. Robert Morris*	T, 4-4 (OT)
N28 at Canisius*	T, 2-2 (OT)
D11 at AIC*	L, 4-3 (OT)
D12 at AIC*	L, 3-2 (OT)
J02 vs. UMass	L, 2-1 (OT)
J8 vs. Sacred Heart*	T, 1-1 (OT)
J16 vs. Air Force*	T, 1-1 (OT)
J30 at Niagara*	W, 3-2 (OT)
F5 vs. Holy Cross*	T, 2-2 (OT)
F19 vs. Mercyhurst*	T, 2-2 (OT)
F29 at Bentley*	T, 2-2 (OT)
M5 vs. AIC	L, 3-2 (OT)
M18 vs. Robert Morris	L, 2-1 (OT)
*Atlantic Hockey Association Games	
TOTALS: 81 OT GAMES (7-15-59)	



ARMY'S RECORD WHEN...

Overall	0-0-0
Atlantic Hockey	0-0-0
Exhibition Games	0-0-0
Home	0-0-0
Away	0-0-0
at a neutral site	0-0-0
in overtime	0-0-0
on television	0-0-0
in white jerseys	0-0-0
in gold jerseys	0-0-0
in black jerseys	0-0-0
in gray jerseys	0-0-0
in one-goal games	0-0-0
in October	0-0-0
in November	0-0-0
in December	0-0-0
in January	0-0-0
in February	0-0-0
in March	0-0-0
scoring power-play goal	0-0-0
allowing power-play goal	0-0-0
scoring short-handed goal	0-0-0
allowing short-handed goal	0-0-0
on Tuesdays	0-0-0
on Fridays	0-0-0
on Saturdays	0-0-0
on Sundays	0-0-0
following a win	0-0-0
following a loss	0-0-0
following a tie	0-0-0
vs. WCHA teams	0-0-0
vs. Hockey East teams	0-0-0
vs. ECAC Hockey teams	0-0-0
vs. ranked opponents	0-0-0
vs. teams receiving votes	0-0-0
when outshooting opp.	0-0-0
when being outshot	0-0-0
when shots are even	0-0-0
when scoring first	0-0-0
when opp. scores first	0-0-0
when leading after one	0-0-0
when trailing after one	0-0-0
when tied after one	0-0-0
when leading after two	0-0-0
when trailing after two	0-0-0
when tied after two	0-0-0
when scoring 5+ goals	0-0-0
when scoring 4 goals	0-0-0
when scoring 3 goals	0-0-0
when scoring 2 goals	0-0-0
when scoring 1 goal	0-0-0
when scoring 0 goals	0-0-0
when opp. scores 5+ goals	0-0-0
when opp. scores 4 goals	0-0-0
when opp. scores 3 goals	0-0-0
when opp. scores 2 goals	0-0-0
when opp. scores 1 goal	0-0-0
when opp. scores 0 goals	0-0-0

STORYLINES FOR THE WEEKEND

C IS FOR CAPTAIN

Firstie Ryan Nick will don the "C" on his chest this year as the 2016-17 team captain. Nick is a three-year letterwinner as a defenseman who led the team with 57 blocked shots last season and 114 in his career over 98 games. He will be joined by Tyler Pham who was named the assistant captain for the second-straight year. Pham has amassed 52 points over his career off 16 goals and 36 helpers.

IT'S A TWIN THING

The McKelvie brothers have officially taken over Tate Rink with eldest (by a minute) Zach taking on the Associate Head Coaching position in his third year on staff and Chris entering as an Assistant Coach in his first stint with the Black Knights. Zach played at USMA, was a team captain and was named to the Atlantic Hockey Association All-Decade Team in 2013. Chris spent seven seasons in the American Hockey League with the Albany Devils, where he was a three-year captain, and with the Hartford Wolf Pack.

SPECIAL OPS

Army hockey welcomes back 2012 USMA graduate CPT Bill Day who joins the staff as the Director of Hockey Operations. Day competed on the Army hockey team for four years playing in over 100 career games before graduating with a Management degree in 2012, and commissioning as a Signal Officer. Upon completion of the Signal Basic Officer Leaders Course at Fort Gordon in December of 2012, Day was assigned to Fort Carson, Colo. He was a Platoon Leader in Bravo Company, 2nd Special Troops Battalion, 2ND Armored Brigade Combat Team, 4th Infantry Division. Day then served as the Battalion S6 for the 4th Engineer Battalion out of Fort Carson before returning to West Point in June of 2016.

THE CLASS OF 1965 ARENA

Army and Colgate will open the 2016-17 season at the debut of the Raiders' unveiling of the newest athletic facility; the Class of 1965 Arena.

SCOUTING COLGATE

The 2015-16 Raiders finished the season with an 11-24-2 overall record and 6-14-2 mark in ECAC Hockey play. Colgate's season came to an end in a thrilling three-game series with the Dartmouth Big Green in the first round of the ECAC Hockey Tournament with the Raiders falling 4-3 in double overtime in the final game of the series. This year's team welcomed nine newcomers, including five forwards, three defensemen and one goaltender.

15-16 STATISTICAL LEADERS

GOALS

C. Andrie	13
B. McGuire	8
T. Fidler	8
Three Tied	7

ASSISTS

C. Andrie	20
T. Pham	16
J. Kozlak	12
R. Nick	11

POINTS

C. Andrie	33
T. Pham	23
T. Fidler	18
J. Kozlak	18
C. Carlisle	16

PP GOALS

C. Andrie	7
T. Fidler	5
J. Kozlak	3
B. McGuire	3
C.J. Reuschlein	3

*Numbers are from last season

15-16 AHA STATISTICAL LEADERS

GOALS

C. Andrie	9
B. McGuire	8
N. DeCenzo	6
T. Pham	6
C.J. Reuschlein	6

ASSISTS

C. Andrie	16
T. Fidler	10
T. Pham	10
J. Kozlak	9
C. Pomarico	8

POINTS

C. Andrie	25
T. Pham	16
T. Fidler	15
N. DeCenzo	12
C.J. Reuschlein	12
J. Kozlak	12

PP GOALS

C. Andrie	6
B. McGuire	3
C.J. Reuschlein	3
T. Fidler	3
J. Kozlak	2
T. Pham	2

*Numbers are from last season



2015-16 FINAL RANKINGS

ARMY'S ATLANTIC HOCKEY TEAM RANKINGS (2015-16)

ALL GAMES		
CATEGORY	RANK	TOTAL
Goals	9th	87
Goals Per Game	9th	2.35
Goals Allowed	2nd	82
Assists	10th	138
Penalty Minutes	2nd	524
Power Play Pct.	4th	17.2%
Power Play Goals	4th	27
Penalty Kill Pct.	7th	81.7%
Special Teams Net	6th	-4
Goals Against Avg.	1st	2.16
Save Percentage	1st	.931

ATLANTIC HOCKEY GAMES		
CATEGORY	RANK	TOTAL
Goals	9th	64
Goals Per Game	9th	2.29
Goals Allowed	4th	69
Assists	10th	104
Penalty Minutes	3rd	391
Power Play Pct.	3rd	20.0%
Power Play Goals	4th	23
Penalty Kill Pct.	9th	80.2%
Special Teams Net	7th	-3
Goals Against Avg.	4th	2.39
Save Percentage	2nd	.925

ATLANTIC HOCKEY STANDINGS

School	GP	AHA	Pts.	GF-GA	Overall
Robert Morris	28	18-6-4	40	116-69	23-10-4
Air Force	28	16-7-5	37	85-60	20-11-5
Holy Cross	28	16-7-5	37	89-59	18-13-5
Mercyhurst	28	15-9-4	34	86-82	17-15-4
RIT	28	14-9-5	33	93-77	16-14-6
Army	28	8-11-9	25	64-74	14-14-9
Canisius	28	10-13-5	25	72-82	12-22-5
Bentley	28	9-13-6	24	74-85	14-20-6
Sacred Heart	28	10-15-3	23	74-85	13-20-4
Niagara	28	5-18-5	15	58-95	6-25-6
American Int'l	28	6-19-3	15	57-105	7-29-3

ATLANTIC HOCKEY INDIVIDUAL RANKINGS (2015-16)

ALL GAMES		
GOALS	RANK	TOTAL
G. Gibson (RMU)	1st	28
ASSISTS	RANK	TOTAL
Schmidt (BEN)	1st	29
POINTS	RANK	TOTAL
Z. Lynch (RMU)	1st	52
PP POINTS	RANK	TOTAL
L. Lancaster (MER)	1st	20
C. Andrie (ARMY)	T-3rd	16
PP GOALS	RANK	TOTAL
B. Denham (RMU)	T-1st	8
G. Gibson (RMU)	T-1st	8
C. Andrie (ARMY)	T-4th	7
DEFENSEMEN SCORING RANK	TOTAL	
L. Lancaster (MER)	1st	29
ROOKIE SCORING	RANK	TOTAL
D. Barach (MER)	1st	32
T. Fidler (ARMY)	9th	18
SAVE PERCENTAGE	RANK	TOTAL
P. Gahagen (ARMY)	1st	.937
GOALS AGAINST AVG.	RANK	TOTAL
S. Starrett (AF)	1st	2.00
P. Gahagen (ARMY)	2nd	2.02

ATLANTIC HOCKEY GAMES		
GOALS	RANK	TOTAL
G. Gibson (RMU)	1st	25
ASSISTS	RANK	TOTAL
J. Mitchell (RIT)	1st	25
POINTS	RANK	TOTAL
Z. Lynch (RMU)	1st	39
PP POINTS	RANK	TOTAL
L. Lancaster (MER)	1st	18
C. Andrie (ARMY)	T-3rd	13
PP GOALS	RANK	TOTAL
G. Gibson (RMU)	1st	8
C. Andrie (ARMY)	T-3rd	6
DEFENSEMEN SCORING RANK	TOTAL	
L. Lancaster (MER)	1st	26
ROOKIE SCORING	RANK	TOTAL
L. Lancaster (MER)	1st	26
T. Fidler (ARMY)	9th	15
SAVE PERCENTAGE	RANK	TOTAL
T. Shafer (RMU)	1st	.938
P. Gahagen (ARMY)	2nd	.931
GOALS AGAINST AVG.	RANK	TOTAL
S. Starrett (AF)	1st	1.68
P. Gahagen (ARMY)	4th	2.23

AROUND THE LEAGUE

SATURDAY, OCT. 1

Western Ontario at Niagara
 Guelph at Mercyhurst
 Queens at Robert Morris
 Brock at RIT
 Carleton at Holy Cross
 Army at Colgate

SUNDAY, OCT. 2

Ryerson at Sacred Heart
 Guelph at Canisius

MONDAY, OCT. 3

Mount Royal at Air Force

FRIDAY, OCT. 7

Air Force at Boston College
 Canisius at North Dakota
 Holy Cross at Niagara
 Robert Morris at RIT
 Sacred Heart at Army

SATURDAY, OCT. 8

Bentley at New Hampshire
 Canisius at North Dakota
 Holy Cross at Niagara
 Robert Morris at RIT
 Air Force at Ohio State-Denver

SUNDAY, OCT. 9

Sacred Heart at Merrimack



THE LAST TIME

Army scored eight goals: 2-26-10 at AIC (8-6, win)
 Army scored nine goals: 11-20-10, vs. AIC (9-3, win)
 Army scored 10 goals: 2-26-00, vs. Findlay (10-6, win)
 Army scored 11 goals: 2-14-98, vs. Fairfield (11-2, win)
 Army scored 12 goals: 2-25-95, vs. Fairfield (12-3, win)
 Army scored 13 goals: 1-17-97, vs. Iona (13-3, win)
 Army scored 14 goals: 1-29-99, vs. Nichols (14-1, win)
 Army scored 15 goals: 1-19-85, vs. Buffalo (15-2, win)
 Army scored 16 goals: 2-16-84, vs. American Int'l (16-3, win)
 Army scored 17 goals: 10-29-82, vs. Kent State (17-3, win)
 Army scored 18 goals: February 1944, vs. Penn State (18-3, win)
 an opponent scored nine goals: 3-6-04, vs. UConn (9-6, loss)
 an opponent scored 10 goals: 12-28-91, vs. Colgate (10-3, loss)
 an opponent scored 11 goals: 11-10-13, at #8 Boston College (11-0, loss)
 an opponent scored 12 goals: 2-23-96, vs. UMass-Lowell (12-3, loss)
 an opponent scored 13 goals: 2-17-79, vs. Elmira (13-2, loss)
 an opponent scored 14 goals: 2-26-55, vs. St. Lawrence (14-1, loss)
 an opponent scored 15 goals: 1-3-92, vs. Maine (15-5, loss)
 an opponent scored 17 goals: 2-25-55, vs. Clarkson (17-0, loss)
 an Army player scored three goals: 11-12-13, at Sacred Heart (Maurice Alvarez)
 an Army player scored four goals: 11-6-99, vs. Bentley (Mike Fairman)
 an Army player scored five goals: 2-7-76, vs. RMC (Larry Pallotta)
 an Army player scored six goals: 2-16-74, vs. New Haven (George Clark)
 an Army player scored seven goals: 2-5-75, vs. Wesleyan (George Clark)
 an Army player had three assists: 11-14-14 vs. Holy Cross (Tyler Pham)
 an Army player had four assists: 2-19-11, at AIC (Mike Hull)
 an Army player had five assists: 11-16-07, vs. Bentley (Owen Meyer)
 an Army player had six assists: 1-19-85, vs. Buffalo (Bob Dwan)
 an Army player had seven assists: 1-12-80, vs. Bryant (Tom Rost)
 an Army player had four points: 11-8-14, at Mercyhurst (Tyler Pham)
 an Army player had five points: 11-16-07, vs. Bentley (Hollweg, Meyer)
 an Army player had six points: 2-4-93, vs. Fairfield (Ian Winer)
 an Army player had seven points: 12-1-76, vs. SUNY Plattsburgh (Dave Rost)
 an Army player had nine points: 12-17-76, vs. Bryant (Dave Rost)
 an Army goalie made 40-44 saves: 2-13-16 at Robert Morris, L, 3-0 (Parker Gahagen, 43)
 an Army goalie made 45-49 shots on goal: 2-28-14 at Holy Cross, W 5-2 (Parker Gahagen, 45)
 an Army goalie made 50-59 saves: 10-13-12, vs. #13 Maine (Rob Tadazak, 50)
 an Army goalie made at least 60 saves: 2-27-59, vs. Northeastern (Larry Palmer, 63)
 an Army team took 40-49 shots on goal: 2-16-16 vs. Bentley (41), (W, 6-2)
 an Army team took 50-59 shots on goal: 2-16-13 vs. Bentley (56), (T, 2-2 OT)
 an Army team took 60-69 shots on goal: 1-29-99, vs. Nichols (60)
 an Army team took 70-74 shots on goal: 2-20-96, vs. Scranton (71)
 an Army team took at least 75 shots in a game: 1-28-84, vs. Buffalo (76)
 an opponent took 40-49 shots on goal: 2-13-16 at Robert Morris (46) (L, 3-0)
 an opponent took 50-59 shots on goal: 12-29-12 at Canisius (51) (L, 5-1)
 an opponent took at least 60 shots on goal: 2-27-59, vs. Northeastern (66)
 Army held an opponent to 10 shots on goal: 1-20-06, vs. Canisius (10)
 Army was held under 10 shots on goal: 10-27-06, vs. Notre Dame (7)
 an Army goaltender was credited with an assist: 12-5-14 vs. Mercyhurst (Parker Gahagen)
 an Army goaltender scored a goal: 2-16-01, vs. Sacred Heart (Scott Hamilton)
 Army shut out an opponent: 3-11-16 at Holy Cross (P. Gahagen, 31 saves)
 Army posted back-to-back shutouts: 3-6-16/3-11-16
 vs. AIC (Gahagen, 19 saves, 4-0) and at Holy Cross (Gahagen, 31 saves, 3-0)
 Army was shut out by an opponent: 2-13-16 at Robert Morris (3-0)
 Army won in overtime: 1-30-16 at Niagara (3-2) (GWG by T. Fidler)
 Army lost in overtime: 3-18-16 vs. Robert Morris (2-1)
 Army tied in overtime: 2-27-16 at Bentley (T, 2-2 OT)
 Army won when trailing after two periods of play: 2-5-11 at UConn (5-3 win -- trailed 1-0)
 Army swept a weekend series: 1-29/30-16 at Niagara (4-2, 3-2 OT)
 Army swept a road weekend series: 1-29/30-16 at Niagara (4-2, 3-2 OT)
 Army won when trailing by three goals: 02-03-01 vs. Iona (6-5 win -- trailed 3-0 in first period)
 Army won when trailing by four goals: 2-25-86 vs. SUNY Plattsburgh (6-5 OT win -- trailed 5-1 in second)
 Army erased a four-goal deficit: 12-08-01 vs. Air Force (5-4 loss -- trailed 4-0 in second)
 Army and its opponent both played a penalty-free game: 01-04-02 vs. Connecticut (3-3 OT tie)
 an Army player recorded a natural hat trick: Mark Dube, 2-18-11 vs. AIC (3 in second period of 6-4 win)
 an Army player registered successive hat tricks: A. Lundbohm, 1-10-98 vs. Villanova (3); 1-13-98 vs. UConn (3)
 Army players registered successive hat tricks: O. Meyer, 11-10-07 vs. AIC (3); B. Hollweg, 11-16-07 vs. Bentley (3)
 two Army players registered hat tricks in the same game: Kevin Keenan (3) Matt Wilson (3), at Buffalo (15-2 win), 01-19-85
 three Army players registered hat tricks in the same game: Pete Dawkins (4), John Farrell (4), Ted Crowley (3) vs. Colgate (14-1 win), 02-14-59
 an Army player recorded a hat trick in his first game: Bucky Burleigh, 01-30-99 vs. Scranton (3)
 An Army player had penalty shot stopped: Nick DeCenzo, 1-17-15 at Air Force, goalie Connor Girard
 an opponent had a hat trick: Chris Demers (Air Force), 1/16/15 (L, 4-3)
 an opponent scored a short-handed goal: Hussar (Merrimack), 12-29-15 (W, 3-2)
 an opponent attempted a penalty shot: Tim Driscoll vs. HC vs. Cole Bruns (saved)
 Army scored four unanswered goals: 1-3-14 at AIC (W, 4-3)
 Army scored five unanswered goals: 12-5-15 vs. Sacred Heart (W, 5-2)
 Army scored six unanswered goals: 2-26-16 vs. Bentley (W, 6-2)
 Army scored seven unanswered goals: 11-17-00 vs. Bentley (W, 9-2)
 Army scored eight unanswered goals: 01-28-00 vs. Scranton (W, 10-1)
 Army scored nine unanswered goals: 12-3-99 vs. Assumption (W, 9-0)
 Army scored 10 unanswered goals: 2-17-98 vs. Nichols (W, 10-0)
 Army scored 11 unanswered goals: 01-31-98 vs. Scranton (W, 11-0)
 an opponent scored four unanswered goals: 1-9-16 AT Sacred Heart (L, 4-1)

2016-17 GAME NOTES

an opponent scored five unanswered goals: 11-22-14 at Niagara (L, 6-1)
 an opponent scored six unanswered goals: 12-6-13 vs. Canisius (8-2, loss)
 an opponent scored seven unanswered goals: 3-9-03 vs. Quinnipiac (7-0, loss)
 an opponent scored eight unanswered goals: 10-8-11 vs. #11 Union (8-1, loss)
 an opponent scored nine or more unanswered goals: 11-10-13 at #8 Boston College (11-0, loss)

ARMY HIGHS/LOWS (2015-16)

PERIOD

Most Goals 3-5x, last vs. American International (1st) (3/6/16)
 Most Goals Allowed 3-6x, last at Robert Morris (3rd) (2/13/16)
 Most Shots 18 vs. Bentley (1st) (2/26/16)
 Most Shots Allowed 19-2x, last vs. Merrimack (3rd) (12/29/15)
 Fewest Shots 6-8x, last at Holy Cross (2nd) (3/12/16)
 Fewest Shots Allowed 3 vs. American International (1st) (3/6/16)

GAME HIGHS

Points 16 vs. Bentley (2/26/16)
 Goals 6 vs. Bentley (2/26/16)
 Assists 10 vs. Bentley (2/26/16)
 SOG 41-2x, last vs. Bentley (2/26/16)
 Saves 43 vs. Robert Morris (2/13/16)
 Penalties 17 vs. Boston College (10/9/15)
 Penalty Minutes 58 vs. Boston College (10/9/15)
 PPGs 2-5x, last vs. Bentley (2/26/16)
 PPCs 8-2x, last vs. American International (3/5/16)
 SHGs 1 vs. Holy Cross (2/6/16)

GAME LOWS

Points 0-3x, last at Robert Morris (2/13/16)
 Goals 0-3x, last at Robert Morris (2/13/16)
 Assists 0-3x, last at Robert Morris (2/13/16)
 SOG 21-2x, last vs. Holy Cross (2/6/16)
 Saves 17 at Mercyhurst (10/23/15)
 Penalties 2-3x, last at American International (12/11/15)
 Penalty Minutes 4-3x, last at American International (12/11/15)

MISCELLANEOUS

Largest winning margin 5 vs. American International (3/4/16)
 Largest losing margin 4-3x, last vs. RIT (11/6/15)
 Longest winning streak 3
 Longest unbeaten streak 5
 Longest losing streak 3
 Longest winless streak 7

INDIVIDUAL GAME HIGHS

Points 3, B. McGuire vs. Robert Morris (11/20/15)
 3, C.J. Reuschlein vs. Sacred Heart (12/5/15)
 3, C. Andrie at Niagara (1/29/16)
 3, C. Andrie vs. Bentley (2/26/16)
 3, J. Roberts vs. American International (3/4/16)
 3, I. Mansfield vs. American International (3/4/16)
 Goals 2, B. McGuire vs. Robert Morris (11/20/15)
 2, C. Andrie at Niagara (1/29/16)
 2, C. Andrie vs. Bentley (2/26/16)
 2, I. Mansfield vs. American International (3/4/16)
 Assists 2-12x
 SOG 7, C.J. Reuschlein (11/6/15)
 7, C.J. Reuschlein vs. Sacred Heart (12/5/15)
 Saves 43, P. Gahagen at Robert Morris (2/13/16)
 Penalties 4, N. Worden vs. Boston College (10/9/15)
 Penalty Minutes 17, T. Pham at Mercyhurst (10/24/15)

OPPONENT GAME HIGHS

Points 16 vs. Bentley (11/1/15)
 Goals 6 vs. Bentley (11/1/15)
 Assists 10 vs. Bentley (11/1/15)
 10 at Mercyhurst (10/24/15)
 SOG 46 vs. Robert Morris (2/13/16)
 Saves 40 vs. Robert Morris (2/13/15)
 Penalties 12 vs. Boston College (10/9/15)
 Penalty Minutes 40 vs. Boston College (10/9/15)
 PPGs 4 vs. Bentley (11/1/15)
 PPCs 10 vs. Boston College (10/9/15)
 SHGs 1 vs. Robert Morris (11/20/15)



2016-17 GAME NOTES

AHA PRESEASON COACHES POLL

RK	SCHOOL (1ST)	PTS.
1	RIT (8)	95
2	Air Force (2)	88
3	Holy Cross (1)	72
T4	Army West Point	70
T4	Mercyhurst	70
6	Robert Morris	60
7	Sacred Heart	48
8	Bentley	43
9	Canisius	27
10	Niagara	17
11	AIC	15

NATIONAL POLLS

USCHO.COM NATIONAL POLL

RK	SCHOOL	PTS. (1ST)	RECORD
1	North Dakota	993 (43)	0-0-0
2	Quinnipiac	856 (1)	0-0-0
3	Denver	848	0-0-0
4	Boston U	774 (5)	0-0-0
5	Boston C	641 (1)	0-0-0
6	Minnesota-Duluth	621	0-0-0
7	St. Cloud State	569	0-0-0
8	UMass-Lowell	535	0-0-0
9	Notre Dame	502	0-0-0
10	Providence	476	0-0-0
11	Michigan	470	0-0-0
12	Harvard	422	0-0-0
13	Minnesota	404	0-0-0
14	Bowling Green	370	0-0-0
15	Northeastern	361	0-0-0
16	St. Lawrence	336	0-0-0
17	Michigan Tech	285	0-0-0
18	Yale	283	0-0-0
19	Minnesota State	153	0-0-0
20	Ferris State	126	0-0-0

Others receiving votes: Cornell 92, Nebraska-Omaha 85, Penn State 63, Clarkson 62, **RIT 62**, Ohio State 33, **Air Force 17**, Vermont 16, Miami 11, Wisconsin 10, Dartmouth 6, **Robert Morris 6**, Michigan State 5.

USA TODAY/USA MAG. NATIONAL POLL (FINAL FROM 2016)

RK	SCHOOL	PTS. (1ST)	RECORD
1	North Dakota	510 (34)	34-6-4
2	Quinnipiac	475	32-4-7
3	Denver	428	27-5-4
4	Boston C	426	28-8-5
5	St. Cloud State	350	31-9-1
6	U. of Michigan	336	25-8-5
7	Providence	306	27-7-4
8	UMass Lowell	268	25-10-5
9	Harvard University	186	19-11-4
10	Yale University	170	19-9-4
11	Northeastern	167	22-14-5
12	Minnesota Duluth	154	19-16-5
13	Notre Dame	126	19-11-7
14	Boston U	118	21-13-5
15	Ferris State	36	20-15-6

Others receiving votes: Michigan Tech 2, Cornell 1, **RIT 1**, St. Lawrence 1.

*2016-17 Army opponents in **bold italics**

SCORING BREAKDOWN (15-16)

TYPE	ARMY	OPP
Total	82	86
First Period	28	31
Second Period	30	22
Third Period	23	29
Overtime	1	4
Even Strength	54	48
5-on-5	50	46
4-on-4	4	2
Power Play	26	28
5-on-4	25	24
5-on-3	0	2
4-on-3	1	0
6-on-4 (EA)	0	2
Shorthanded	1	2
4-on-5	1	2
4-on-6	0	0
Extra Attacker	0	5
6-on-5	0	3
6-on-4 (PP)	0	2
6-on-3 (PP)	0	0
Empty Net	2	5
5-on-6	2	5
5-on-5 (PP)	0	0
Penalty Shots	0	0

SCORING BY CLASS

Class	G	A	P
Firsties	18	24	42
Cows	37	57	94
Yearlings	15	24	39
Plebes	0	0	0
Totals	70	105	175

ARMY VS. COLGATE

Overall Colgate Leads, 36-18-6
 at West Point Colgate Leads, 12-8-1
 at Colgate Colgate Leads, 10-1-3
 at unknown locations Colgate Leads, 11-7-1
 Neutral Colgate Leads, 2-0-0
 OT Games Colgate Leads, 2-0-4
 First Game 1917 (C, 5-2)
 Last Army Win Oct. 30, 2004 (A, 3-2)
 Last Colgate Win Dec. 4, 2010 (C, 3-0)
 Last Tie Oct. 30, 2016 (T, 4-4 OT)
 Current Win Streak 1 by Colgate
 Last Army Shutout Jan. 30, 1986 (A, 2-0)
 Last Colgate Shutout Dec. 4, 2010 (C, 3-0)
 Most Army Goals 7, Feb. 10, 1965 (A, 7-3)
 Most Colgate Goals 14, 1959 (C, 14-1)
 Riley vs. Colgate 1-3-2

MULTI-GOAL GAMES

PLAYER	12-13	13-14	14-15	15-16	TOTAL
Andrle	-	-	0	2	2
Mansfield	-	-	-	1	1
McGuire	-	-	1	1	2
Pham	-	-	1	0	1

MULTI-ASSIST GAMES

PLAYER	12-13	13-14	14-15	15-16	TOTAL
Andrle	-	-	2	1	3
Box	-	-	0	1	1
Carlisle	-	1	1	3	5
DeCenzo	-	-	1	1	2
Fidler	-	-	-	2	2
Maruya	-	-	-	1	1
Nick	-	-	0	2	2
Pham	-	-	4	2	6
Reuschlein	-	0	0	1	1

MULTI-POINT GAMES

PLAYER	12-13	13-14	14-15	15-16	TOTAL
Andrle	-	-	3	6	9
Box	-	-	0	1	1
Carlisle	-	3	3	4	10
DeCenzo	-	-	1	2	3
Fidler	-	-	-	3	3
Mansfield	-	-	-	1	1
Maruya	-	-	-	2	2
McGuire	-	-	3	1	4
Nick	-	-	0	4	4
Pham	-	-	6	5	11
Reuschlein	-	1	2	1	4



2015-16 FINAL STATISTICS

Date	Opponent	Score	Att.
Oct 09	#1 BOSTON COLLEGE	L 1-5	2761
* Oct 23	at Mercyhurst	L 2-4	1007
* Oct 24	at Mercyhurst	L 2-5	970
* Oct 31	BENTLEY	Tot 2-2	1030
* Nov 01	at Bentley	L 2-6	1050
* Nov 06	RIT	L 0-4	1398
* Nov 07	RIT	Tot 2-2	1549
Nov 10	at UConn	W 2-0	3883
* Nov 20	ROBERT MORRIS	Tot 4-4	1626
* Nov 21	ROBERT MORRIS	L 2-5	1420
* 11/27/15	at Canisius	W 3-1	794
* 11/28/15	at Canisius	Tot 2-2	764
* Dec 04	at Sacred Heart	W 4-3	155
* Dec 05	SACRED HEART	W 5-2	1684
* 12/11/201	at American Int'l	Lot 3-4	147
* 12/12/201	at American Int'l	Lot 2-3	178
Dec 29	#20 MERRIMACK	W 3-2	2281
Jan 02	MASSACHUSETTS	Lot 1-2	2173
* Jan 08	SACRED HEART	Tot 1-1	1505
* Jan 09	at Sacred Heart	L 1-4	109
* Jan 15	AIR FORCE	L 0-1	2657
* Jan 16	AIR FORCE	Tot 1-1	2729
* Jan 29	at Niagara	W 4-2	747
* Jan 30	at Niagara	Wot 3-2	854
* Feb 05	HOLY CROSS	Tot 2-2	1717
* Feb 06	HOLY CROSS	W 3-1	2686
* Feb 12	at Robert Morris	W 3-1	1349
* Feb 13	at Robert Morris	L 0-3	1521
* Feb 19	MERCYHURST	Tot 2-2	1443
* Feb 20	MERCYHURST	L 1-3	2664
* Feb 26	BENTLEY	W 6-2	1709
* 2/27/16	at Bentley	Tot 2-2	986
Mar 04	AMERICAN INT'L	W 5-0	759
Mar 05	AMERICAN INT'L	Lot 2-3	1075
Mar 06	AMERICAN INT'L	W 4-0	446
% Mar 11	at Holy Cross	W 3-0	381
% Mar 12	at Holy Cross	W 2-1	425
Mar 18	vs Robert Morris	Lot 1-2	0

TEAM STATISTICS		ARMY	OPP
SHOT STATISTICS			
Goals-Shot attempts	88-1176	89-1237	
Shot pct.	.075	.072	
Goals/Game	2.3	2.3	
Shots/Game	30.9	32.6	
POWER PLAYS			
Goals-Power Plays	28-162	29-154	
Conversion Percent	.173	.188	
Shot Attempts	228	246	
Shot Percent	.123	.118	
GOAL BREAKDOWN			
Power Play	28	29	
Short-handed	2	4	
Empty net	3	5	
Penalty	0	0	
Unassisted	4	6	
Overtime	1	5	
Shootout	0	0	
Delayed Penalty	0	0	
PENALTIES			
Number	197	200	
Minutes	528	465	
Penalties/Game	5.2	5.3	
Pen minutes/Game	13.9	12.2	
FACEOFFS (W-L)	1298-1354	1354-1298	
Faceoff W-L Pct.	.489	.511	
SHOOTOUTS (Made-Att)	0-0	0-0	

Record:	Overall	Home	Away	Neutral
ALL GAMES	14-15-9	6-7-7	8-7-2	0-1-0
CONFERENCE	8-11-9	3-4-7	5-7-2	0-0-0
NON-CONFERENCE	6-4-0	3-3-0	3-0-0	0-1-0

##	Player	gp	g	a	pts	sh	sh%	pen-min	pp	sh
20	Andrie, Conor	38	13	20	33	113	.115	7-14	7	0
9	Pham, Tyler	37	7	16	23	68	.103	15-41	2	0
10	Fidler, Trevor	38	8	10	18	77	.104	12-24	5	0
4	Nick, Ryan	38	7	11	18	84	.083	8-27	1	0
15	Carlisle, Clint	37	7	10	17	88	.080	8-16	2	0
14	Kozlak, Joe	38	5	12	17	99	.051	6-12	3	0
16	McGuire, Brendan	37	8	5	13	57	.140	7-44	3	0
6	DeCenzo, Nick	32	7	6	13	64	.109	7-14	1	0
13	Reuschlein, C.J.	35	6	7	13	113	.053	9-18	3	0
17	Maruya, Taylor	36	6	5	11	54	.111	8-38	0	2
3	Pomarico, Christian	37	1	8	9	47	.021	13-48	0	0
28	Roberts, Josh	30	4	3	7	24	.167	5-21	0	0
26	Hearn, Shane	36	3	4	7	40	.075	17-45	0	0
22	Mansfield, Ian	31	2	5	7	40	.050	4-8	0	0
29	Preston, Mike	33	1	6	7	53	.019	20-48	1	0
25	Worden, Nash	36	0	6	6	27	.000	17-42	0	0
12	Box, Blake	38	1	4	5	30	.033	15-30	0	0
5	Shecter, Joe	37	1	4	5	48	.021	7-14	0	0
19	Higgins, Tipper	17	1	0	1	21	.048	1-2	0	0
11	Besinger, Tommy	12	0	0	0	15	.000	1-2	0	0
23	Jenkins, Luke	1	0	0	0	0	.000	0-0	0	0
21	Peterson, Garret	11	0	0	0	14	.000	5-10	0	0
TM TEAM		18	0	0	0	0	.000	5-10	0	0
Total		38	88	142	230	117	.075	197-528	28	2
Opponents		38	89	156	245	123	.072	200-465	29	4

##	Goalie	gp	min	ga	gaavg	saves	save%	w-l-t
35	Gahagen, Parker	34	2059:39	69	2.01	1024	.937	14-11-9
30	Bruns, Cole	5	278:54	15	3.23	124	.892	0-4-0
TM EMPTY NET		18	9:19	5	-	0	.000	0-0-0
Total		38	2347:52	89	2.27	1148	.928	14-15-9
Opponents		38	2347:52	88	2.25	1088	.925	15-14-9

Attendance Summary		ARMY	Opponent
Total		35312	15320
Dates/Avg Per Date		20/1766	17/901
Neutral Site #/Avg		1/0	

Goals by Period	1st	2nd	3rd	OT	Total
Army West Point	29	32	26	1	88
Opponents	31	24	29	5	89

Shots by Period	1st	2nd	3rd	OT	Total
Army West Point	356	408	369	43	1176
Opponents	426	386	393	32	1237

Saves by Period	1st	2nd	3rd	OT	Total
Army West Point	395	362	364	27	1148
Opponents	327	376	343	42	1088



2015-16 INDIVIDUAL GAME-BY-GAME

Opponent	Date	Scor	3 POMARICO	4 NICK,RYAN	5 SHECTER,J	6 DECENZO,	9 PHAM,TYL	10 FIDLER,TR	11 BESINGER,	12 BOX,BLAK	13 REUSCHLE	14 KOZLAK,J	15 CARLISLE,
BC	Oct 09	1-5 L	0-0-0	0-0-0	0-0-0	0-0-0	0-0-0	1-0-1	0-0-0	0-0-0	0-0-0	0-0-0	0-0-0
at MER-M	Oct 23	2-4 L	0-0-0	0-0-0	0-0-0	1-0-1	0-0-0	0-2-2	0-0-0	0-0-0	0-0-0	1-0-1	0-0-0
at MER-M	Oct 24	2-5 L	0-0-0	1-0-1	0-0-0	DNP	0-0-0	1-0-1	0-0-0	0-0-0	0-0-0	0-0-0	0-0-0
BEN	Oct 31	2-2 t	DNP	0-0-0	0-0-0	DNP	0-0-0	0-0-0	0-0-0	0-0-0	0-1-1	0-1-1	1-1-2
at BEN	Nov 01	2-6 L	0-0-0	0-0-0	0-0-0	DNP	0-0-0	0-0-0	DNP	0-0-0	0-0-0	0-1-1	0-0-0
RIT	Nov 06	0-4 L	0-0-0	0-0-0	0-0-0	DNP	0-0-0	0-0-0	0-0-0	0-0-0	0-0-0	0-0-0	0-0-0
RIT	Nov 07	2-2 t	0-0-0	0-0-0	DNP	DNP	0-1-1	0-1-1	0-0-0	0-0-0	1-0-1	0-1-1	0-0-0
at UCONN	Nov 10	2-0 W	0-0-0	1-1-2	0-0-0	DNP	0-1-1	0-0-0	0-0-0	0-0-0	DNP	0-1-1	1-0-1
RMU	Nov 20	4-4 t	0-1-1	1-0-1	0-0-0	0-0-0	0-1-1	0-0-0	0-0-0	0-0-0	0-0-0	1-0-1	0-0-0
RMU	Nov 21	2-5 L	0-0-0	0-1-1	0-0-0	1-0-1	0-0-0	0-1-1	0-0-0	0-0-0	0-0-0	0-0-0	1-0-1
at CAN	11/27/15	3-1 W	0-1-1	0-1-1	0-0-0	0-0-0	1-1-2	0-0-0	DNP	0-0-0	DNP	0-0-0	0-0-0
at CAN	11/28/15	2-2 t	0-0-0	0-0-0	0-0-0	0-1-1	0-1-1	0-0-0	DNP	0-0-0	DNP	0-1-1	0-0-0
at SHU	Dec 04	4-3 W	0-1-1	1-1-2	0-0-0	1-0-1	0-0-0	1-0-1	0-0-0	0-0-0	0-1-1	0-1-1	0-1-1
SHU	Dec 05	5-2 W	0-1-1	1-0-1	0-0-0	0-1-1	1-0-1	1-1-2	0-0-0	0-1-1	1-2-3	0-0-0	0-0-0
at AIC	12/11/20	3-4 L	0-1-1	0-1-1	0-0-0	1-0-1	0-0-0	0-1-1	0-0-0	0-0-0	1-0-1	1-0-1	0-2-2
at AIC	12/12/20	2-3 L	0-1-1	0-0-0	0-1-1	0-0-0	0-1-1	0-0-0	DNP	0-0-0	0-0-0	0-0-0	1-0-1
MER	Dec 29	3-2 W	0-0-0	0-0-0	0-0-0	1-0-1	0-0-0	1-0-1	DNP	0-0-0	0-0-0	0-0-0	0-0-0
UMASS	Jan 02	1-2 L	0-0-0	0-0-0	0-0-0	0-0-0	0-0-0	0-0-0	DNP	0-0-0	0-0-0	1-0-1	0-0-0
SHU	Jan 08	1-1 t	0-0-0	0-0-0	0-0-0	0-0-0	1-0-1	0-1-1	DNP	0-0-0	0-0-0	0-0-0	0-0-0
at SHU	Jan 09	1-4 L	0-0-0	0-0-0	0-0-0	0-0-0	0-0-0	0-0-0	DNP	0-1-1	0-0-0	0-0-0	0-0-0
AF	Jan 15	0-1 L	0-0-0	0-0-0	0-0-0	0-0-0	0-0-0	0-0-0	DNP	0-0-0	0-0-0	0-0-0	0-0-0
AF	Jan 16	1-1 t	0-0-0	0-0-0	0-1-1	0-0-0	0-0-0	0-0-0	DNP	0-0-0	1-0-1	0-0-0	0-0-0
at NIA	Jan 29	4-2 W	0-0-0	0-1-1	0-0-0	0-2-2	0-1-1	1-0-1	DNP	0-0-0	0-0-0	0-1-1	0-2-2
at NIA	Jan 30	3-2 W	0-0-0	0-0-0	0-0-0	1-1-2	1-1-2	0-1-1	DNP	0-0-0	0-0-0	0-1-1	0-0-0
HC	Feb 05	2-2 t	0-0-0	0-0-0	0-0-0	0-0-0	1-1-2	0-0-0	DNP	0-0-0	0-0-0	0-0-0	DNP
HC	Feb 06	3-1 W	0-1-1	0-0-0	0-0-0	0-0-0	0-0-0	0-0-0	DNP	0-2-2	1-0-1	0-0-0	0-0-0
at RMU	Feb 12	3-1 W	0-0-0	0-0-0	0-0-0	1-0-1	0-1-1	0-0-0	DNP	1-0-1	0-1-1	0-0-0	0-1-1
at RMU	Feb 13	0-3 L	0-0-0	0-0-0	0-0-0	0-0-0	0-0-0	0-0-0	DNP	0-0-0	0-0-0	0-0-0	0-0-0
MER-M	Feb 19	2-2 t	0-0-0	0-0-0	0-0-0	0-0-0	1-0-1	0-2-2	DNP	0-0-0	0-1-1	0-0-0	0-0-0
MER-M	Feb 20	1-3 L	0-0-0	0-0-0	0-0-0	0-1-1	0-0-0	0-0-0	DNP	0-0-0	1-0-1	0-0-0	0-0-0
BEN	Feb 26	6-2 W	0-1-1	0-2-2	1-0-1	0-0-0	0-1-1	1-0-1	DNP	0-0-0	0-0-0	0-2-2	1-0-1
at BEN	2/27/16	2-2 t	0-0-0	0-0-0	0-1-1	0-0-0	DNP	0-0-0	DNP	0-0-0	0-0-0	0-1-1	1-0-1
AIC	Mar 04	5-0 W	0-0-0	0-0-0	0-1-1	0-0-0	1-0-1	0-0-0	DNP	0-0-0	0-0-0	0-0-0	0-0-0
AIC	Mar 05	2-3 L	0-0-0	1-1-2	0-0-0	0-0-0	0-0-0	0-0-0	DNP	0-0-0	0-0-0	0-1-1	0-0-0
AIC	Mar 06	4-0 W	1-0-1	0-0-0	0-0-0	0-0-0	0-2-2	0-0-0	DNP	0-0-0	0-0-0	1-0-1	0-2-2
at HC	Mar 11	3-0 W	0-0-0	0-2-2	0-0-0	0-0-0	0-2-2	1-0-1	DNP	0-0-0	0-0-0	0-0-0	0-0-0
at HC	Mar 12	2-1 W	0-0-0	1-0-1	0-0-0	0-0-0	0-1-1	0-0-0	DNP	0-0-0	0-0-0	0-0-0	0-1-1
vs RMU	Mar 18	1-2 L	0-0-0	0-0-0	0-0-0	0-0-0	0-0-0	0-0-0	DNP	0-0-0	0-1-1	0-0-0	1-0-1

Opponent	Date	Scor	16 MCGUIRE,	17 MARUYA,T	19 HIGGINS,TI	20 ANDRLE,C	21 PETERSON	22 MANSFIEL	23 JENKINS,L	25 WORDEN,N	26 HEARN,SH	28 ROBERTS,	29 PRESTON,
BC	Oct 09	1-5 L	0-0-0	DNP	DNP	0-1-1	DNP	0-0-0	DNP	0-0-0	0-0-0	0-0-0	0-1-1
at MER-M	Oct 23	2-4 L	0-0-0	0-0-0	DNP	0-2-2	DNP	0-0-0	DNP	0-0-0	0-0-0	DNP	0-0-0
at MER-M	Oct 24	2-5 L	0-0-0	0-1-1	DNP	0-1-1	DNP	0-0-0	0-0-0	0-1-1	0-1-1	DNP	0-0-0
BEN	Oct 31	2-2 t	0-0-0	0-0-0	1-0-1	0-0-0	0-0-0	0-0-0	DNP	0-0-0	0-0-0	DNP	0-0-0
at BEN	Nov 01	2-6 L	0-0-0	0-0-0	0-0-0	1-0-1	DNP	0-0-0	DNP	0-1-1	1-0-1	0-0-0	0-0-0
RIT	Nov 06	0-4 L	0-0-0	0-0-0	0-0-0	0-0-0	DNP	DNP	DNP	0-0-0	0-0-0	0-0-0	0-0-0
RIT	Nov 07	2-2 t	0-0-0	DNP	0-0-0	0-0-0	0-0-0	0-0-0	DNP	0-0-0	0-0-0	0-0-0	1-0-1
at UCONN	Nov 10	2-0 W	DNP	0-0-0	0-0-0	0-0-0	0-0-0	0-0-0	DNP	0-0-0	0-1-1	0-0-0	0-0-0
RMU	Nov 20	4-4 t	2-1-3	0-1-1	DNP	0-1-1	DNP	0-0-0	DNP	0-1-1	0-0-0	DNP	0-0-0
RMU	Nov 21	2-5 L	0-0-0	0-0-0	DNP	0-1-1	DNP	0-0-0	DNP	0-0-0	0-0-0	DNP	0-0-0
at CAN	11/27/15	3-1 W	1-0-1	0-0-0	0-0-0	0-1-1	DNP	0-0-0	DNP	0-0-0	0-0-0	1-0-1	0-0-0
at CAN	11/28/15	2-2 t	0-0-0	1-0-1	0-0-0	1-1-2	DNP	0-0-0	DNP	0-0-0	0-0-0	0-0-0	0-0-0
at SHU	Dec 04	4-3 W	1-0-1	0-0-0	DNP	0-0-0	DNP	0-0-0	DNP	0-0-0	DNP	0-1-1	0-0-0
SHU	Dec 05	5-2 W	1-0-1	0-0-0	DNP	0-1-1	0-0-0	DNP	DNP	0-0-0	0-0-0	0-0-0	DNP
at AIC	12/11/20	3-4 L	0-0-0	0-0-0	DNP	0-0-0	DNP	DNP	DNP	0-0-0	0-0-0	0-0-0	0-1-1
at AIC	12/12/20	2-3 L	0-0-0	1-0-1	0-0-0	0-1-1	DNP	0-0-0	DNP	0-0-0	0-0-0	DNP	0-0-0
MER	Dec 29	3-2 W	0-1-1	0-0-0	DNP	1-0-1	DNP	0-0-0	DNP	0-1-1	0-0-0	0-0-0	0-1-1
UMASS	Jan 02	1-2 L	0-0-0	0-0-0	0-0-0	0-1-1	DNP	0-0-0	DNP	0-0-0	0-0-0	DNP	0-1-1
SHU	Jan 08	1-1 t	0-0-0	0-0-0	0-0-0	0-1-1	0-0-0	DNP	DNP	0-0-0	0-0-0	0-0-0	DNP
at SHU	Jan 09	1-4 L	0-0-0	1-0-1	DNP	0-1-1	DNP	0-0-0	DNP	0-0-0	0-0-0	0-0-0	0-0-0
AF	Jan 15	0-1 L	0-0-0	0-0-0	0-0-0	0-0-0	DNP	DNP	DNP	0-0-0	0-0-0	0-0-0	0-0-0
AF	Jan 16	1-1 t	0-0-0	0-0-0	DNP	0-1-1	DNP	0-0-0	DNP	0-0-0	0-0-0	0-0-0	0-0-0
at NIA	Jan 29	4-2 W	1-0-1	0-0-0	DNP	2-1-3	DNP	0-0-0	DNP	0-0-0	0-0-0	0-0-0	0-0-0
at NIA	Jan 30	3-2 W	0-0-0	0-0-0	0-0-0	1-0-1	DNP	0-0-0	DNP	0-0-0	DNP	0-0-0	0-0-0
HC	Feb 05	2-2 t	0-0-0	0-0-0	0-0-0	1-1-2	DNP	0-0-0	DNP	0-0-0	0-0-0	0-0-0	0-1-1
HC	Feb 06	3-1 W	1-0-1	1-0-1	0-0-0	0-1-1	0-0-0	DNP	DNP	0-0-0	0-0-0	0-0-0	DNP
at RMU	Feb 12	3-1 W	1-1-2	0-0-0	DNP	0-0-0	0-0-0	0-0-0	DNP	DNP	0-0-0	0-0-0	0-1-1
at RMU	Feb 13	0-3 L	0-0-0	0-0-0	DNP	0-0-0	0-0-0	0-0-0	DNP	DNP	0-0-0	0-0-0	0-0-0
MER-M	Feb 19	2-2 t	0-0-0	0-0-0	0-0-0	1-0-1	DNP	DNP	DNP	0-0-0	0-0-0	0-0-0	0-0-0
MER-M	Feb 20	1-3 L	0-1-1	0-0-0	0-0-0	0-0-0	DNP	0-0-0	DNP	0-0-0	0-0-0	DNP	0-0-0
BEN	Feb 26	6-2 W	0-0-0	0-2-2	DNP	2-1-3	0-0-0	0-1-1	DNP	0-0-0	0-0-0	1-0-1	DNP
at BEN	2/27/16	2-2 t	0-0-0	0-0-0	0-0-0	0-0-0	0-0-0	0-1-1	DNP	0-1-1	1-0-1	0-0-0	DNP
AIC	Mar 04	5-0 W	0-0-0	0-0-0	DNP	0-1-1	DNP	2-1-3	DNP	0-0-0	1-1-2	1-2-3	0-0-0
AIC	Mar 05	2-3 L	0-0-0	0-0-0	DNP	1-0-1	DNP	0-0-0	DNP	0-0-0	0-0-0	0-0-0	0-0-0
AIC	Mar 06	4-0 W	0-0-0	1-1-2	DNP	1-1-2	DNP	0-0-0	DNP	0-1-1	0-0-0	0-0-0	0-0-0
at HC	Mar 11	3-0 W	0-0-0	0-0-0	DNP	1-0-1	DNP	0-1-1	DNP	0-0-0	0-1-1	1-0-1	0-0-0
at HC	Mar 12	2-1 W	0-0-0	1-0-1	DNP	0-0-0	DNP	0-1-1	DNP	0-0-0	0-0-0	0-0-0	0-0-0
vs RMU	Mar 18	1-2 L	0-1-1	0-0-0	DNP	0-0-0	0-0-0	0-0-0	DNP	0-0-0	0-0-0	0-0-0	0-0-0



2015-16 INDIVIDUAL GBG AND TEAM STATISTICS

Opponent	Date	Scor		30	35
				BRUNS, CO	GAHAGEN,
BC	Oct 09	1-5 L		DNP	0 - 0 - 0
at MER-M	Oct 23	2-4 L		0 - 0 - 0	DNP
at MER-M	Oct 24	2-5 L		0 - 0 - 0	DNP
BEN	Oct 31	2-2 t		DNP	0 - 0 - 0
at BEN	Nov 01	2-6 L		DNP	0 - 0 - 0
RIT	Nov 06	0-4 L		0 - 0 - 0	DNP
RIT	Nov 07	2-2 t		DNP	0 - 0 - 0
at UCONN	Nov 10	2-0 W		DNP	0 - 0 - 0
RMU	Nov 20	4-4 t		DNP	0 - 0 - 0
RMU	Nov 21	2-5 L		0 - 0 - 0	0 - 0 - 0
at CAN	11/27/15	3-1 W		DNP	0 - 0 - 0
at CAN	11/28/15	2-2 t		DNP	0 - 0 - 0
at SHU	Dec 04	4-3 W		DNP	0 - 0 - 0
SHU	Dec 05	5-2 W		DNP	0 - 0 - 0
at AIC	12/11/20	3-4 L		DNP	0 - 0 - 0
at AIC	12/12/20	2-3 L		DNP	0 - 0 - 0
MER	Dec 29	3-2 W		DNP	0 - 0 - 0
UMASS	Jan 02	1-2 L		0 - 0 - 0	DNP
SHU	Jan 08	1-1 t		DNP	0 - 0 - 0
at SHU	Jan 09	1-4 L		DNP	0 - 0 - 0
AF	Jan 15	0-1 L		DNP	0 - 0 - 0
AF	Jan 16	1-1 t		DNP	0 - 0 - 0
at NIA	Jan 29	4-2 W		DNP	0 - 0 - 0
at NIA	Jan 30	3-2 W		DNP	0 - 0 - 0
HC	Feb 05	2-2 t		DNP	0 - 0 - 0
HC	Feb 06	3-1 W		DNP	0 - 0 - 0
at RMU	Feb 12	3-1 W		DNP	0 - 0 - 0
at RMU	Feb 13	0-3 L		DNP	0 - 0 - 0
MER-M	Feb 19	2-2 t		DNP	0 - 0 - 0
MER-M	Feb 20	1-3 L		DNP	0 - 0 - 0
BEN	Feb 26	6-2 W		DNP	0 - 0 - 0
at BEN	2/27/16	2-2 t		DNP	0 - 0 - 0
AIC	Mar 04	5-0 W		DNP	0 - 0 - 0
AIC	Mar 05	2-3 L		DNP	0 - 0 - 0
AIC	Mar 06	4-0 W		DNP	0 - 0 - 0
at HC	Mar 11	3-0 W		DNP	0 - 0 - 0
at HC	Mar 12	2-1 W		DNP	0 - 0 - 0
vs RMU	Mar 18	1-2 L		DNP	0 - 0 - 0

TEAM STATISTICS

SHOT STATISTICS

	ARMY	OPP
Goals-Shot attempts	88-1176	89-1237
Shot pct.	.075	.072
Goals/Game	2.3	2.3
Shots/Game	30.9	32.6
Assists	142	156

POWER PLAYS

Goals-Power Plays	28-162	29-154
Conversion Percent	.173	.188
Shot Attempts	228	246
Shot Percent	.123	.118

GOAL BREAKDOWN

Total Goals	88	89
Power Play	28	29
Short-handed	2	4
Empty net	3	5
Penalty	0	0
Unassisted	4	6
Overtime	1	5
Shootout	0	0
Delayed Penalty	0	0

PENALTIES

Number	197	200
Minutes	528	465
Penalties/Game	5.2	5.3
Pen minutes/Game	13.9	12.2
Minor	174	190
Major	10	3
10-minute Misconduct	4	4
Game Misconduct	9	3
Gross Misconduct	0	0
Match	0	0

FACEOFFS (W-L)	1298-1354	1354-1298
----------------	-----------	-----------

Faceoff W-L Pct.	.489	.511
------------------	------	------

SHOOTOUTS (Made-Att)	0-0	0-0
----------------------	-----	-----

ATTENDANCE

Total	35312	15320
Dates/Avg Per Date	20/1766	17/901
Neutral Site #/Avg	1/0	

Goals by Period

	1st	2nd	3rd	OT	Total
Army West Point	29	32	26	1	88
Opponents	31	24	29	5	89

Shots by Period

	1st	2nd	3rd	OT	Total
Army West Point	356	408	369	43	1176
Opponents	426	386	393	32	1237

Saves by Period

	1st	2nd	3rd	OT	Total
Army West Point	395	362	364	27	1148
Opponents	327	376	343	42	1088



2016-17 PLAYER HIGHS AND STATS



MATT PENTA #1

YEAR	GP-GS	Min.	GAA	SV%	W-L-T
2016-17	0	0	0	0	0-0-0
2015-16	0-0	0:00	0.00	.000	0-0-0
TOTALS	0-0	0:00	0.00	.000	0-0-0

CAREER HIGHS

Saves N/A
Goals Allowed N/A
Win Streak N/A



DALTON MACAFEE #2

YEAR	GP	G	A	PTS	PP-SH-GW	P/M
2016-17	0	0	0	0	0-0-0	0/0
2015-16	0	0	0	0	0-0-0	0/0
2013-14*31	0	3	3	3	0-0-0	5/10
TOTALS	31	0	3	3	0-0-0	5/10

*at Boston University

CAREER HIGHS

Goals N/A
Assists 1-3x, last at UMass (1/31/15)
Points 1-3x, last at UMass (1/31/15)



RYAN NICK (C) #4

YEAR	GP	G	A	PTS	PP-SH-GW	P/M
2016-17	0	0	0	0	0-0-0	0/0
2015-16	38	7	11	18	1-0-2	8/27
2014-15	32	1	5	6	0-0-0	8/16
2013-14	28	0	4	4	0-0-0	2/4
TOTALS	98	8	20	28	1-0-2	18/47

CAREER HIGHS

Goals 1-8x, last at Holy Cross (3/12/16)
Assists 2 vs. Bentley (2/26/16)
Points 2-4x, last vs. Holy Cross (3/11/16)



JOE SHECTER #5

YEAR	GP	G	A	PTS	PP-SH-GW	P/M
2016-17	0	0	0	0	0-0-0	0/0
2015-16	37	1	4	5	0-0-1	6/12
2014-15	18	0	1	1	0-0-0	0/0
TOTALS	55	1	5	6	0-0-1	7/14

CAREER HIGHS

Goals 1 vs. Bentley (2/26/16)
Assists 1-5x, vs. AIC (3/4/16)
Points 1-6x, last vs. AIC (3/4/16)




NICK DECENZO #6

YEAR	GP	G	A	PTS	PP-SH-GW	P/M
2016-17	0	0	0	0	0-0-0	0/0
2015-16	32	7	6	13	1-0-2	7/14
2014-15	31	3	7	10	0-1-0	6/12
TOTALS	63	10	13	23	1-1-2	13/26

CAREER HIGHS

Goals 1-10x, last at Robert Morris (2/12/16)
Assists 2-2x, last at Niagara (1/29/16)
Points 2-3x, last at Niagara (1/30/16)




ALEX WILKINSON #7

YEAR	GP	G	A	PTS	PP-SH-GW	P/M
2016-17	0	0	0	0	0-0-0	0/0
TOTALS	0	0	0	0	0-0-0	0/0

CAREER HIGHS

Goals N/A
Assists N/A
Points N/A



BRYAN GERSTENFELD #8

YEAR	GP	G	A	PTS	PP-SH-GW	P/M
2016-17	0	0	0	0	0-0-0	0/0
TOTALS	0	0	0	0	0-0-0	0/0

CAREER HIGHS

Goals N/A
Assists N/A
Points N/A




TYLER PHAM (A) #9

YEAR	GP	G	A	PTS	PP-SH-GW	P/M
2016-17	0	0	0	0	0-0-0	0/0
2015-16	37	7	16	23	2-0-1	15/41
2014-15	32	9	20	29	3-0-0	5/21
TOTALS	69	16	36	52	5-0-1	20/62

CAREER HIGHS

Goals 2 at Mercyhurst (11/8/14)
Assists 3 vs. Holy Cross (11/14/14)
Points 4 at Mercyhurst (11/8/14)



TREVOR FIDLER #10

YEAR	GP	G	A	PTS	PP-SH-GW	P/M
2016-17	0	0	0	0	0-0-0	0/0
2015-16	38	8	10	18	5-0-3	12/24
TOTALS	38	8	10	18	5-0-3	12/24

CAREER HIGHS

Goals 1-8x, last at Holy Cross (3/11/16)
Assists 2-2x, last vs. Mercyhurst (2/19/16)
Points 2-3x, last vs. Mercyhurst (2/19/16)



DOMINIC FRANCO #11

YEAR	GP	G	A	PTS	PP-SH-GW	P/M
2016-17	0	0	0	0	0-0-0	0/0
TOTALS	0	0	0	0	0-0-0	0/0

CAREER HIGHS

Goals N/A
Assists N/A
Points N/A



2016-17 PLAYER HIGHS AND STATS




BLAKE BOX #12

YEAR	GP	G	A	PTS	PP-SH-GW	P/M
2016-17	0	0	0	0	0-0-0	0/0
2015-16	38	1	4	5	0-0-0	15/30
2014-15	28	2	2	4	0-0-1	8/16
TOTALS	66	3	6	9	0-0-1	23/46

CAREER HIGHS

Goals 1-3x, last at Robert Morris (2/12/16)
 Assists 2 vs. Holy Cross (2/6/16)
 Points 2 vs. Holy Cross (2/6/16)




C.J. REUSCHLEIN #13

YEAR	GP	G	A	PTS	PP-SH-GW	P/M
2016-17	0	0	0	0	0-0-0	0/0
2015-16	35	6	7	13	3-0-0	9/18
2014-15	32	9	6	15	3-0-2	5/10
2013-14	33	11	11	22	3-0-1	8/24
TOTALS	100	26	24	50	9-0-3	22/52

CAREER HIGHS

Goals 1-26x, last vs. Mercyhurst (2/19/16)
 Assists 2-3x, last vs. Sacred Heart (12/5/15)
 Points 3-2x, last vs. Sacred Heart (12/5/15)




CLINT CARLISLE #15

YEAR	GP	G	A	PTS	PP-SH-GW	P/M
2016-17	0	0	0	0	0-0-0	0/0
2015-16	37	7	10	17	2-0-0	8/16
2014-15	34	3	11	14	0-1-0	7/14
2013-14	33	7	10	17	4-1-0	7/17
TOTALS	104	17	31	48	6-2-0	22/47

CAREER HIGHS

Goals 1-16x, last at Bentley (2/27/16)
 Assists 2-5x, last vs. AIC (3/6/16)
 Points 3 at Bentley (2/15/14)




BRENDAN MCGUIRE #16

YEAR	GP	G	A	PTS	PP-SH-GW	P/M
2016-17	0	0	0	0	0-0-0	0/0
2015-16	37	8	5	13	3-0-2	7/44
2014-15	34	8	4	12	1-0-0	10/20
TOTALS	71	16	9	25	4-0-2	17/64

CAREER HIGHS

Goals 2-2x, last vs. Robert Morris (11/20/15)
 Assists 1-8x, last vs. Mercyhurst (2/20/16)
 Points 3-2x, vs. Robert Morris (11/20/15)




TAYLOR MARUYA #17

YEAR	GP	G	A	PTS	PP-SH-GW	P/M
2016-17	0	0	0	0	0-0-0	0/0
2015-16	36	6	5	11	0-2-1	8/38
TOTALS	36	6	5	11	0-2-1	8/38

CAREER HIGHS

Goals 1-6x, last vs. Holy Cross (3/11/16)
 Assists 2 vs. Bentley (2/26/16)
 Points 2 vs. Bentley (2/26/16)



ZACH EVANCKO #18

YEAR	GP	G	A	PTS	PP-SH-GW	P/M
2016-17	0	0	0	0	0-0-0	0/0
TOTALS	0	0	0	0	0-0-0	0/0

CAREER HIGHS

Goals N/A
 Assists N/A
 Points N/A




TIPPER HIGGINS #19

YEAR	GP	G	A	PTS	PP-SH-GW	P/M
2015-16	17	1	0	1	0-0-0	1/2
TOTALS	17	1	0	1	0-0-0	1/2

CAREER HIGHS

Goals 1 vs. Bentley (10/31/15)
 Assists N/A
 Points 1 vs. Bentley (10/31/15)




CONOR ANDRIE #20

YEAR	GP	G	A	PTS	PP-SH-GW	P/M
2016-17	0	0	0	0	0-0-0	0/0
2015-16	38	13	20	33	7-0-0	7/14
2014-15	32	4	13	17	0-0-1	4/8
TOTALS	70	17	33	50	7-0-1	11/22

CAREER HIGHS

Goals 2-2x, last vs. Bentley (2/26/16)
 Assists 2-4x, last at Mercyhurst (10/23/15)
 Points 3-2x, last vs. Bentley (2/26/16)



GARRET PETERSON #21

YEAR	GP	G	A	PTS	PP-SH-GW	P/M
2016-17	0	0	0	0	0-0-0	0/0
2015-16	11	0	0	0	0-0-0	5/10
2014-15	7	0	1	1	0-0-0	1/2
2013-14	29	1	1	2	0-0-0	13/26
TOTALS	47	1	2	3	0-0-0	19/38

CAREER HIGHS

Goals 1 vs. Robert Morris (3/7/14)
 Assists 1-2x, last vs. Connecticut (1/9/15)
 Points 1-3x, last vs. Connecticut (1/9/15)



IAN MANSFIELD #22

YEAR	GP	G	A	PTS	PP-SH-GW	P/M
2016-17	0	0	0	0	0-0-0	0/0
2015-16	31	2	5	7	0-0-1	4/8
TOTALS	31	2	5	7	0-0-1	4/8

CAREER HIGHS

Goals 2 vs. AIC (3/4/16)
 Assists 1-5x, last vs. Holy Cross (3/4/16)
 Points 3 vs. AIC (3/4/16)



2016-17 PLAYER HIGHS AND STATS



IAN MURDOCH #24

YEAR	GP	G	A	PTS	PP-SH-GW	P/M
2016-17	0	0	0	0	0-0-0	0/0
2015-16	0	0	0	0	0-0-0	0/0
TOTALS	0	0	0	0	0-0-0	0/0

CAREER HIGHS

Goals N/A
 Assists..... N/A
 Points N/A




NASH WORDEN #25

YEAR	GP	G	A	PTS	PP-SH-GW	P/M
2016-17	0	0	0	0	0-0-0	0/0
2015-16	36	0	6	6	0-0-0	17/42
TOTALS	36	0	6	6	0-0-0	17/42

CAREER HIGHS

Goals N/A
 Assists..... 1-6x, last vs. AIC (3/6/16)
 Points 1-6x, last vs. AIC (3/6/16)




ANDREW DURHAM #26

YEAR	GP	G	A	PTS	PP-SH-GW	P/M
2016-17	0	0	0	0	0-0-0	0/0
TOTALS	0	0	0	0	0-0-0	0/0

CAREER HIGHS

Goals N/A
 Assists..... N/A
 Points N/A




MICHAEL WILSON #27

YEAR	GP	G	A	PTS	PP-SH-GW	P/M
2016-17	0	0	0	0	0-0-0	0/0
TOTALS	0	0	0	0	0-0-0	0/0

CAREER HIGHS

Goals N/A
 Assists..... N/A
 Points N/A




MIKE PRESTON #29

YEAR	GP	G	A	PTS	PP-SH-GW	P/M
2016-17	0	0	0	0	0-0-0	0/0
2015-16	33	1	6	7	1-0-0	20/48
2014-15	31	1	4	5	0-0-0	18/44
TOTALS	64	2	10	12	1-0-0	38/92

CAREER HIGHS

Goals 1-2x, last vs. Bentley (11/7/15)
 Assists..... 1-9x, last vs. Holy Cross (2/5/16)
 Points 1-10x, last vs. UMass (1/2/16)




COLE BRUNS #30

YEAR	GP-GS	Min.	GAA	SV%	W-L-T
2016-17	0-0	0:00	0.00	.000	0-0-0
2015-16	5-4	278:54	3.23	.892	0-4-0
2014-15	12-11	627:45	3.44	.891	2-7-1
TOTALS	17-15	906:39	3.38	.891	2-11-1

CAREER HIGHS

Saves 43 vs. Providence (11/25/14)
 Fewest Goals Allowed..... 0 vs. Holy Cross (11/15/14)
 Win Streak..... N/A



PARKER GAHAGEN #35

YEAR	GP-GS	Min.	GAA	SV%	W-L-T
2016-17	0-0	0:00	0.00	.000	0-0-0
2015-16	34-34	2059:39	2.01	.937	14-11-9
2014-15	25-23	1420:23	2.83	.913	6-15-3
2013-14	16-12	794:45	3.70	.902	3-10-0
TOTALS	75-69	4274:47	2.60	.922	23-36-12

CAREER HIGHS

Saves 45 at Holy Cross (2/28/14)
 Fewest Goals Allowed..... 0-4x, last vs. AIC (3/6/16)
 Unbeaten Streak..... 1 game