

2015-16 ARMY WEST POINT MEN'S BASKETBALL

HOW TO FOLLOW

Television

CBS Sports Network

Talent: John Sadak (PxP), Chris Walker (Analyst)

Online Video

None

Radio

Army West Point Sports Network

WBNR 1260 AM - Beacon, N.Y.

WNLA 1420 AM - Peekskill, N.Y.

Online Audio

Knight Vision (\$) - GoArmyWestPoint.com/Watch

Talent: Rich DeMarco (PxP)

Twitter

@ArmyWP_MBB

Live Stats

sidearmstats.com/army/mbball

SCHEDULE/RESULTS

11.13	FERRUM COLLEGE	W, 93-54
11.15	at Binghamton	W, 75-60
11.18	at Fairleigh Dickinson	W, 96-85
11.22	at George Washington #	L, 92-81
11.24	at Tennessee # \$	L, 95-80
11.27	ARKANSAS - PINE BLUFF #	W, 81-60
11.28	GARDNER-WEBB #	W, 103-98 OT
12.2	at Maine	W, 84-71
12.8	at Bryant	W, 77-55
12.12	at Air Force	W, 90-80
12.20	MARIST	L, 89-83
12.28	MONMOUTH	W, 91-84
12.30	at Lehigh *	W, 88-82
1.2	BUCKNELL *	L, 84-76
1.6	LAFAYETTE *	L, 76-73
1.9	at Loyola *	W, 74-59
1.13	at Colgate *	L, 80-66
1.17	AMERICAN * &	W, 65-45
1.20	at Holy Cross *	L, 69-65
1.27	BOSTON UNIVERSITY *	L, 76-67
1.30	at Bucknell *	L, 94-66
2.1	NAVY *	L, 64-50
2.3	at Lafayette *	W, 84-81 OT
2.6	LOYOLA *	L, 100-99 2 OT
2.8	COLGATE * &	W, 82-72
2.13	at American *	W, 65-59
2.17	HOLY CROSS *	W, 72-68
2.20	at Navy * &	W, 80-78 2 OT
2.23	at Boston University * @	W, 80-71
2.27	LEHIGH * &	L, 82-72
3.3	No. 5 COLGATE	W, 79-72
3.6	No. 9 HOLY CROSS &	12 PM
3.9	Championship &	7:30 pm

HOME GAMES IN BOLD CAPS

*Patriot League game

BARCLAYS CENTER CLASSIC

& CBS SPORTS NETWORK

\$ SEC NETWORK

@ American Sports Network

COACHING STAFF

Head Coach: Zach Spiker (Ithaca, 2000)

Overall Record: 102-110 (Seventh Year at Army)

Associate Head Coach

Jimmy Allen (Emory & Henry, 1993) Sixth Year

Assistant Coaches

Justin Jennings (Penn State Behrend, 2006) Second Year

Brandon Linton (Clarkson, 2010) Second Year

Drew Adams (University of Chicago, 2007) First Year



No. 4 ARMY (19-12)

BLACK KNIGHTS

GAME 32

March 6, 2016 | 12 p.m. ET

West Point, N.Y.

Christl Arena (5,043)

Series: Holy Cross leads, 61-21

First Meeting: 2/22/26 W, 41-27

Last Meeting: 2/17/16 W, 72-68

Spiker vs. Holy Cross: 6-8



No. 9 HOLY CROSS (12-19)

CRUSADERS

OPENING TIP

The Army West Point men's basketball team continues its run in the Patriot League Tournament when the No. 4 Black Knights host No. 9 Holy Cross in the semifinal round on Sunday. The game will tip off at noon and will be broadcast on CBS Sports Network.

Seniors Tanner Plomb, Kevin Ferguson and Kyle Wilson earned First, Second and Third Team All-Patriot League honors, respectively. In addition to his second-team nod, Ferguson landed on the conference's inaugural all-defensive team.

Army advanced to the semifinal round after a 79-72 win over No. 5 Colgate on Thursday night at Christl Arena. Tanner Plomb scored 23 points, Kevin Ferguson recorded a double-double of 19 points and 10 rebounds and Kyle Wilson scored 14 of his 16 points in the second half to lead the Black Knights offensively. As a team, Army shot 48.1 percent (26-for-54) and only turned the ball over seven times.

Holy Cross enters the game with a 12-19 overall record and was 5-13 in Patriot League play. Army and Holy Cross split the two regular-season meetings with each team winning on its home court. The Crusaders defeated No. 8 Loyola in the Patriot League Tournament First Round (72-67) before knocking off top-seeded Bucknell in double overtime. Holy Cross won both games on the road after going 0-9 in road conference games during the regular season.

Army has played 21 games with its regular starting lineup of Dylan Cox, Kyle Wilson, Plomb, Larry Toomey and Kevin Ferguson. In those games, Army is 15-6, averages 82 points per game, and outscores its opponents by 4.5 points per game thanks to an average of 9.4 threes per game. Cox has a 102-46 assist-to-turnover ratio, Wilson is scoring 16.9 points per game and Ferguson averages 14.3 points and 10.5 rebounds. When Ferguson and Plomb both start, Army has an 18-6 record.

In the 10 contests without its traditional starting five, Army's scoring drops to 71.4 points per game and the Black Knights are making 8.4 threes per game. The Black Knights are 4-6 in those games.

Kevin Ferguson is the conference's all-time leader in field goal percentage. He led the league with a 61.2 percent shooting percentage during the regular season and was first in rebounding with 9.7 per game. His 3.89 offensive rebounds per game ranks 12th in the nation. In addition, Ferguson averages 13.6 points per game and has totaled 12 double doubles, which is the highest total in the league.

Tanner Plomb is 30th in the country and leads the Patriot League in scoring with 20.2 points per game. He is currently 14th in Academy history in scoring with 1,328 career points. He ranks third in the conference in three-point field-goal percentage at 36.1 percent and is third in three-pointers made with 74 on the year.

Kyle Wilson averaged 16.2 points per game, which was fourth in the Patriot League. He led the conference in three-pointers per game (3.13) and was 20th in the nation in that category. Wilson's 96 threes rank 12th in the NCAA and are fourth on Army's single-season list. Wilson is 18 points shy of 2,000 for his career.

Together, Wilson and Plomb were the top scoring duo in the Patriot League last year with an average of 33.3 points per game. Wilson was first in scoring in the conference at 17.5 points per game, while Plomb ranked fourth overall with a 15.8 points per game average. Plomb and Wilson are the top scoring duo in the Patriot League in 2015-16 at 36.4 points per game.

A WIN OVER HOLY CROSS WOULD ...

Send the Black Knights to the Patriot League Championship for the first time ever

Give Army 20 wins for the first time since 1976-77 when it won 20 games

Be the fifth 20-win season in the history of the program

Be Zach Spiker's 103rd career win and move him into second in Army history

Be Army's first win against Holy Cross in the Patriot League Tournament (0-4)

Move Army to 4-2 in the Patriot League Tournament as the No. 4 seed

PROBABLE STARTERS

Pos	#	Name	Cl.	Ht.	Wt.	PPG	RPG	Notes
G	11	Dylan Cox	Sr.	6-4	191	8.2	4.5	Army's all-time assist leader (473)
G	21	Kyle Wilson	Sr.	6-4	207	16.2	2.3	Fourth on Academy scoring list (1,982)
F	32	Tanner Plomb	Sr.	6-7	204	20.2	5.8	14th on Academy scoring list (1,328)
F	33	Larry Toomey	Sr.	6-6	209	5.9	5.6	Played in every game of his career
C	31	Kevin Ferguson	Sr.	6-10	200	13.6	9.7	School-record 201 career blocked shots

QUICK FACTS

Location

West Point, NY 10996

Founded

March 16, 1802

Enrollment

4,400

Nicknames

Black Knights, Cadets

Colors

Black, Gold and Gray

Home Court

Christl Arena (5,043)

Affiliation

NCAA Division I

Conference

Patriot League

Superintendent

Lt. Gen. Robert L. Caslen Jr.

Alma Mater

West Point, 1975

Athletic Director

Boo Corrigan

Athletic Dept. Phone

845-938-3701

Ticket Office Phone

1-877-TIX-ARMY

HISTORY

First Year of Basketball

1903

All-Time Record

1197-1193 (.500), 113 years

Patriot League Record

106-254 (.294), 26 years

Patriot League Tournament Record

8-25 (.242)

Years in Postseason

8

NCAA Appearances

0

NIT Appearances

8

Last Postseason Appearance

1978 NIT

Result

Lost to Rutgers, 72-70 in first round

ATHLETIC COMMUNICATIONS

Office Phone

845-938-3303

Office FAX

845-446-2556

Website

GoArmyWestPoint.com

Twitter

@GoArmyWestPoint | @ArmyWP_MBB

Instagram

@GoArmyWestPoint | @ArmyMBB

Facebook

facebook.com/GoArmyWestPoint

Overnight Address

Same as above

Assistant Director (MBB Contact)

Mark Mohrman

Office Phone

845-938-6929

Cell Phone

845-905-6580

E-mail

mark.mohrman@usma.edu

Press Row Phone

845-938-4441

MEDIA CREDENTIALS



Requests for working media credentials for Army basketball home games at Christl Arena must be made in advance to Mark Mohrman, assistant director of athletic communications. Credentials will be held at the Ticket Office "Will Call" Window located in the main lobby of Holleder Center.

PHOTOGRAPHERS

All photographers attending Army basketball home games must wear proper credentials. Requests for credentials should be made in advance and directed to Mark Mohrman. Limited space is available along each baseline and positions will be made available on a priority basis.

PRACTICE COVERAGE

Army practice sessions are closed to members of the media, unless accompanied by a member of the athletic communications staff. Please contact Army's Office of Athletic Communications in advance to determine the status of practice and to gain clearance into the workout. Office of Athletic Communications policy requires 24-hour notice for those media members wishing to attend practice. Practice will generally begin at either 3:30 p.m. or 4:15 p.m. during the week.

TALE OF THE TAPE		
	VS	
19-12, 9-9	W-L	12-19, 5-13
4-1	Last 5	2-3
78.6	Points/Game	65.7
75.3	Scoring Def.	71.1
+3.3	Margin	-5.4
.436 (858-1968)	FG%	.413 (694-1682)
.445 (866-1945)	FG% Def.	.468 (770-1647)
.342 (278-814)	3PT%	.324 (216-667)
.346 (182-526)	3PT% Def.	.374 (250-668)
.696 (442-635)	FT%	.697 (433-621)
40.5	Reb./Game	30.2
37.3	Reb. Def.	35.4
+3.2	Margin	-5.2
15.5	Assists/Game	13.7
13.5	TO/Game	11.2
3.7	Blocks/Game	2.6
5.1	Steals/Game	6.5

Official Basketball Box Score - Game Totals - Final Statistics

Holy Cross vs Army West Point

02/17/16 7:00 PM at Christl Arena - West Point, NY

Holy Cross 68 • 10-16, 5-10 PL

	Total	3-Pr	Rebounds	PF	TP	A	TO	Bk	St	Min				
#	Player	FG-FGA	FG-FGA	FT-FTA	Off	Def	Total							
01	Charles, Karl	1-2	0-3	3-4	0	2	2	7	1	0	21			
21	Alexander, Malachi	1-7	1-3	1-1	3	3	6	3	17	3	35			
02	Thompson, Anthony	3-9	3-8	0-0	0	2	2	9	1	1	31			
05	Hamilton, Cullen	7-12	1-4	2-2	0	2	2	3	17	2	0	30		
22	Champion, Robert	0-4	0-0	5-6	1	5	6	2	5	3	1	0	35	
10	Benzan, Pat	2-3	0-0	0-0	0	2	2	4	1	0	0	1	8	
20	Floyd, Jehyve	2-3	0-0	1-2	0	3	3	2	5	0	1	2	0	13
34	Green, Eric	1-5	0-0	0-0	1	0	1	0	2	0	1	0	1	13
11	Zignorski, Matt	0-1	0-0	0-0	0	0	0	0	0	0	0	0	0	4
42	Husek, Matt	1-3	0-1	0-0	0	3	3	0	2	1	0	2	1	10
Team					1	0	1		1					
Totals		25-59	6-20	12-15	6	22	28	16	68	12	8	4	10	200
FG % 1st Half: 12-26		46.2%	2nd half: 13-33	39.4%	Game: 25-59	42.4%	Deadball		Rebounds		2			
3FG % 1st Half: 2-6		33.3%	2nd half: 4-14	28.6%	Game: 6-20	30.0%								
FT % 1st Half: 3-4		75.0%	2nd half: 9-11	81.8%	Game: 12-15	80.0%								

Army West Point 72 • 16-11, 7-8 PL

	Total	3-Pr	Rebounds	PF	TP	A	TO	Bk	St	Min				
#	Player	FG-FGA	FG-FGA	FT-FTA	Off	Def	Total							
32	Plomb, Tanner	4-11	0-4	0-1	2	4	6	2	8	0	1	0	0	28
13	Toomey, Larry	1-3	0-1	0-0	1	4	5	1	4	2	0	0	1	28
11	Ferguson, Kevin	12-16	0-0	1-1	5	8	13	3	25	0	4	1	1	35
11	Cox, Dylan	3-4	0-0	4-5	0	2	2	2	10	5	1	1	2	22
01	Wilson, Kyle	5-10	5-9	4-6	0	1	1	0	19	1	0	3	0	35
03	Mannert, Scott	0-0	0-0	0-0	0	1	0	1	0	0	0	0	0	2
10	Edwards, Kennedy	0-2	0-1	0-0	0	3	3	1	0	0	0	0	0	12
25	Morrison, Luke	0-3	0-0	0-0	1	2	3	1	0	0	2	0	0	5
10	Fox, Jordan	1-3	0-1	0-0	0	1	1	1	2	5	2	0	1	16
45	Roe, Adam	0-3	0-2	0-0	0	0	0	0	1	0	0	0	0	5
12	Emezile, John	1-2	0-0	2-2	0	0	0	1	4	1	0	0	0	12
Team					0	4	4							
Totals		28-57	5-18	11-15	10	29	39	13	72	14	13	5	5	200
FG % 1st Half: 15-32		46.9%	2nd half: 13-25	52.0%	Game: 28-57	48.1%	Deadball		Rebounds					
3FG % 1st Half: 2-11		18.2%	2nd half: 3-7	42.9%	Game: 5-18	27.8%								
FT % 1st Half: 2-2		100.0%	2nd half: 9-13	69.2%	Game: 11-15	73.3%								

Officials: Jim Bruno, Lionel Butler, Justin Porterfield

Technical Fouls: Holy Cross-None, Army West Point-None

Attendance: 1086

Score by periods

	1st	2nd	Total
Holy Cross	29	39	68
Army West Point	34	38	72

Last FG - HC 2nd 00:30, ARMY 2nd 01:22

Legal foul - HC 2nd 5:14, ARMY 1st 11:34, 12:07, 12:35

HC foul for 02:14, ARMY foul for 04:23, Game foul for 04:27

Score tied - 2 times

Lead changed - 5 times

REACHING 1,000

Tanner Plomb and classmate Kyle Wilson were the third teammates from the same graduating class to reach the 1,000-point mark, joining 1981 graduates Bob Brown (1,282) and Marty Coyne (1,126) and 1990 graduates Todd Mattson (1,122) and Steve Rothert (1,054). When Kevin Ferguson joined the 1,000-point club at Boston University, the trio became the first three classmates to score 1,000 career points in Army history. Dylan Cox reached the 1,000-point mark against Lehigh and the group became the first four classmates in Patriot League history to accomplish the feat.

ROAD, SWEET ROAD

Army owns an 11-5 road record this season. The 11 road wins are the most in program history. Army's 11 road wins are the most in a season since the 1976-77 campaign when Mike Krzyzewski guided the Black Knights to a then program-record 10 road wins.

THREE IS BETTER THAN TWO

Army has made at least nine threes in 17 games and is averaging 9.0 three-point field goals per contest this season, which is 32nd in the country. The Black Knights lead the conference and are 11th in the nation in three-point attempts (814). Kyle Wilson (3.10) is 21st in the nation in threes per game and Tanner Plomb is 40th (2.85). Army is shooting 34.2 percent from three-point land and 34.7 percent of its points have come via the three-pointer (KenPom.com), which is 50th in the NCAA.

STARTERS REUNITE

Tanner Plomb and Kevin Ferguson returned to the starting lineup at Lafayette on February 3 and combined for 39 points and 20 rebounds in the overtime victory. Army trailed by as many as 18 points, including 15 at halftime, but erased its largest deficit since 1996 in a victory en route to the 84-81 triumph. The win snapped a four-game losing skid for the Black Knights.

COX SETS ASSIST RECORD AT LAFAYETTE

Dylan Cox had a milestone night against Lafayette as he became to Academy's all-time leader in assists (473). Cox passed Randy Cozzens '85 (430 career assists) and was also one of four Army players to score in double figures with 13 points. Army is 7-1 this season when four players score at least 10 points.

ELITE COMPANY

Dylan Cox joins Randy Cozzens '85 as the only players in Army history to eclipse the 1,000-point, 500-rebound, 400-assist and 50-steal marks in their careers. He became the 14th Army player to reach the 500-rebound mark and the 32nd player to score 1,000 points.

CLEANING THE GLASS

Army is outrebounding its opponents by an average of 3.2 boards per game, which is second in the Patriot League. Ferguson leads the Patriot League and is 29th in the country in rebounding with 9.7 boards per game. Ferguson is 12th in the nation in offensive rebounds with 3.89 per contest.

PATRIOT LEAGUE TOURNAMENT HISTORY

1990-91 | HART CENTER (HOLY CROSS)

(4) Bucknell 67, (5) Army 49

1991-92 | STABLER ARENA (LEHIGH)

(2) Bucknell 74, (7) Army 55

1992-93 | HART CENTER (HOLY CROSS)

at (2) Holy Cross 85, (7) Army 68

1993-94 | ALUMNI HALL (NAVY)

(1) Navy 96, (8) Army 84

1994-95 | CHRISTL ARENA (ARMY)

(7) Army 94, (2) Bucknell 78

(3) Navy 70, (7) Army 59

1995-96 | HART CENTER (HOLY CROSS)

(7) Army 64, (2) Navy 58

(3) Holy Cross 68, Army 65

1996-97 | STABLER ARENA (LEHIGH)

(3) Colgate 104, (6) Army 79

1997-98 | ALUMNI HALL (NAVY)

(2) Navy 79, (7) Army 52

1998-99 | CHRISTL ARENA (ARMY)

(4) Colgate 77, (5) Army 56

1999-00 | KIRBY FIELD HOUSE (LAFAYETTE)

(2) Lafayette 71, (7) Army 45

2000-01 | ALUMNI HALL (NAVY)

(2) Navy 92, (7) Army 73

2001-02 | SHOW PLACE ARENA (UPPER MARLBORO, MD.)

(3) Bucknell 70, (6) Army 59

2002-03 | SHOW PLACE ARENA (UPPER MARLBORO, MD.)

(1) Holy Cross 54, (8) Army 40

2003-04 | SHOW PLACE ARENA (UPPER MARLBORO, MD.)

(2) American 65, (7) Army 48

2004-05 | HART CENTER (HOLY CROSS)

(1) Holy Cross 76, (8) Army 42

2005-06 | SOJKA PAVILION (BUCKNELL)

(1) Bucknell 59, (8) Army 47

2006-07

(6) Army 47, at (3) Lehigh 46

at (2) Bucknell 68, Army 47

2007-08

(5) Army 64, at (4) Lehigh 61 (OT)

at (1) American 72, Army 60

2008-09

at (4) Army 53, (5) Lehigh 50

at (1) American 61, Army 60

2009-10

at (1) Lehigh 64, (8) Army 45

2010-11

at (1) Bucknell 78, (8) Army 51

2011-12

at (3) American 57, (6) Army 40

2012-13

at (4) Army 65, (5) American 44

at (1) Bucknell 78, Army 70

2013-14

(5) Army 72, at (4) Bucknell 71

at (1) Boston University 91, (5) Army 70

2014-15

at (7) Navy 56, (10) Army 52

2015-16

(4) Army 79, (5) Colgate (72)

TOURNAMENT SERIES RECORDS

Team	W	L	Pct.
Lehigh	3	1	.750
Colgate	1	2	.333
Bucknell	2	7	.222
American	1	4	.200
Navy	1	5	.166
Holy Cross	0	4	.000
Boston University	0	1	.000
Lafayette	0	1	.000
Totals	8	25	.242

ARMY BY SEED

No. 4 ('09, '13).....	3-2
No. 5 ('91, '99, '08, '14).....	2-4
No. 6 ('97, '02, '07, '12).....	1-4
No. 7 ('92, '93, '95, '96, '98, '00, '01, '04).....	2-8
No. 8 ('94, '03, '05, '06, '10, '11).....	0-6
No. 10 ('15).....	0-1

BLACK KNIGHTS IN THE PATRIOT LEAGUE TOURNAMENT

#11 DYLAN COX

Opponent	FG-FGA	Reb.	A	Pts.
AMERICAN (2013)	1-1	4	4	3
at Bucknell (2013)	0-3	3	4	0
at Bucknell (2014)	4-5	2	3	11
at Boston U (2014)	4-8	5	1	12
at Navy (2015)	4-8	2	5	11
COLGATE (2016)	3-7	5	4	6
TOTALS	16-32	21	21	43
	(.500)	(3.5)	(3.5)	(7.1)

#21 KYLE WILSON

Opponent	FG-FGA	Reb.	A	Pts.
AMERICAN (2013)	2-11	3	6	5
at Bucknell (2013)	7-19	2	3	21
at Bucknell (2014)	9-15	0	1	19
at Boston U (2014)	8-16	2	0	22
at Navy (2015)	5-15	1	2	13
COLGATE (2016)	5-12	3	2	16
TOTALS	36-88	11	14	96
	(.409)	(1.8)	(2.3)	(16.0)

#31 KEVIN FERGUSON

Opponent	FG-FGA	Reb.	Blk.	Pts.
AMERICAN (2013)	5-6	4	5	12
at Bucknell (2013)	3-3	6	2	11
at Bucknell (2014)	5-6	8	5	10
at Boston U (2014)	3-6	8	0	7
at Navy (2015)	2-5	0	3	4
COLGATE (2016)	7-9	10	2	19
TOTALS	25-35	36	14	59
	(.714)	(6.0)	(2.3)	(9.8)

#32 TANNER PLOMB

Opponent	FG-FGA	Reb.	A	Pts.
AMERICAN (2013)	0-1	0	0	0
at Bucknell (2014)	3-10	5	2	8
at Boston U (2014)	3-7	3	2	11
at Navy (2015)	6-17	10	2	18
COLGATE (2016)	6-11	5	3	23
TOTALS	18-46	23	9	60
	(.391)	(4.6)	(1.8)	(12.0)

#33 LARRY TOOMEY

Opponent	FG-FGA	Reb.	A	Pts.
AMERICAN (2013)	4-6	6	0	13
at Bucknell (2013)	3-8	4	2	11
at Bucknell (2014)	1-4	0	1	4
at Boston U (2014)	3-7	3	2	11
at Navy (2015)	2-5	6	0	6
COLGATE (2016)	2-6	4	2	6
TOTALS	15-34	23	7	51
	(.441)	(3.8)	(1.1)	(8.5)

#1 RICHARD BROWN

Opponent	FG-FGA	Reb.	A	Pts.
at Boston U (2014)	1-2	0	0	3
TOTALS	1-2	0	0	3

#3 SCOTT MAMMEL

Opponent	FG-FGA	Reb.	A	Pts.
at Boston U (2014)	0-0	0	0	0
at Navy (2015)	0-1	1	0	0
TOTALS	0-0	0	0	0

#10 KENNEDY EDWARDS

Opponent	FG-FGA	Reb.	A	Pts.
COLGATE (2016)	0-2	4	1	0
TOTALS	0-2	4	1	0

#20 MAC HOFFMAN

Opponent	FG-FGA	Reb.	A	Pts.
at Bucknell (2014)	1-3	2	0	3
at Boston U (2014)	0-1	0	1	0
at Navy (2015)	0-0	0	0	0
COLGATE (2016)	0-1	0	0	0
TOTALS	1-5	2	1	3

#25 LUKE MORRISON

Opponent	FG-FGA	Reb.	A	Pts.
COLGATE (2016)	2-4	1	0	5
TOTALS	2-4	1	0	5

#30 JORDAN FOX

Opponent	FG-FGA	Reb.	A	Pts.
COLGATE (2016)	0-0	0	1	0
TOTALS	0-0	0	1	0

#43 TRAVIS ROLLO

Opponent	FG-FGA	Reb.	A	Pts.
at Bucknell (2014)	0-0	1	0	0
at Boston U (2014)	0-1	0	0	0
at Navy (2015)	0-0	2	0	0
TOTALS	0-1	3	0	0

#45 ADAM ROE

Opponent	FG-FGA	Reb.	A	Pts.
COLGATE (2016)	0-0	1	0	0
TOTALS	0-0	1	0	0

#52 JOHN EMEZIE

Opponent	FG-FGA	Reb.	A	Pts.
COLGATE (2016)	1-2	1	0	4
TOTALS	1-2	1	0	4

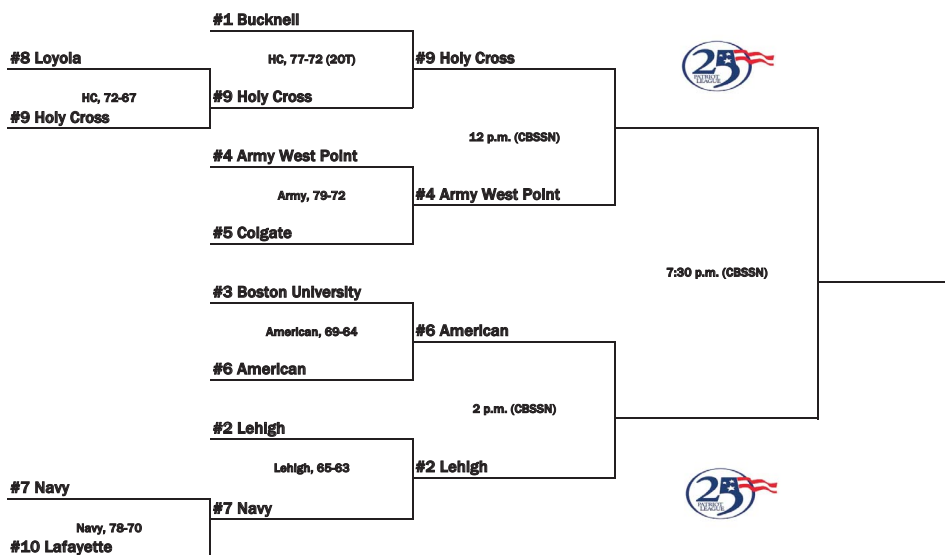
2016 PATRIOT LEAGUE MEN'S BASKETBALL TOURNAMENT

First Round - March 1

Quarterfinals - March 3

Semifinals - March 6

Championship - March 9



The higher seed hosts each Patriot League Tournament game

PATRIOT LEAGUE AWARDS

Player of the Year: Tim Kempton, Lehigh
Defensive Player of the Year: Will Kelly, Navy
Rookie of the Year: Delante Jones, American
Coach of the Year: Nathan Davis, Bucknell

First-Team All-Patriot League#

Eric Fanning, Boston University (Jr., G)
 Chris Hass, Bucknell (Sr., G)*
 Tim Kempton, Lehigh (Jr., F/C)*

Tanner Plomb, Army West Point (Sr., F)

Kahron Ross, Lehigh (So., G)
 Austin Tillotson, Colgate (Sr., G)

*Unanimous first-team choice

Second-Team All-Patriot League#**Kevin Ferguson, Army West Point (Sr., C)**

Nana Foulland, Bucknell (So., C)
 Will Kelly, Navy (Sr., C)
 Jesse Reed, American (Sr., G)
 Andre Walker, Loyola (So., G)

Third-Team All-Patriot League

Stephen Brown, Bucknell (So., G)
 Tilman Dunbar, Navy (Sr., G)
 Austin Price, Lehigh (Jr., G)

Kyle Wilson, Army West Point (Sr., G/F)

- Six players on the first team and five players on the second team due to ties in the voting.

All-Defensive

Stephen Brown, Bucknell (So., G)
 Nathan Dieudonne, Boston University (Sr., F)
Kevin Ferguson, Army West Point (Sr., C)
 Ryan Frazier, Bucknell (Sr., G)
 Will Kelly, Navy (Sr., C)

All-Rookie

Karl Charles, Holy Cross (Fr., F)
 Kyle Foreman, Boston University (Fr., G)
 Delante Jones, American (Fr., G/F)
 Kyle Leufroy, Lehigh (Fr., G)
 Malcolm Regisford, Colgate (Fr., F/C)

2015-16 FINAL STANDINGS

	PATRIOT		OVERALL
	W-L	W-L	Pct.
Bucknell*	14-4	17-12	.586
Lehigh*	13-5	15-14	.517
Boston University*	11-7	18-13	.581
Army West Point*	9-9	18-12	.600
Colgate#	9-9	13-16	.448
American#	9-9	11-18	.379
Navy	9-9	18-13	.581
Loyola Maryland	8-10	9-20	.310
Holy Cross	5-13	10-19	.345
Lafayette	3-15	6-23	.207

* - Clinched quarterfinal home game

- Clinched first-round bye

Ties in standings listed in tiebreaker order

SPIKER CLIMBING WINS LIST

Zach Spiker has recorded 102 victories in his seven seasons at West Point. Spiker, Bob Knight and Mike Krzyzewski are the only three coaches in Army history to win at least 65 games in their first five seasons. Knight and Spiker are the only two to win at least 75 games in their first six seasons.

Spiker has been responsible for seven straight double-digit win seasons. He is the only Army coach to win at least 10 games in seven consecutive seasons. Knight had a six-season run from 1965-71.

Spiker has led Army to four straight 15-win seasons for the first time since the program had four 15-win seasons in a row from 1920-24.

ARMY COACHING WINS

No.	Head Coach	Record	Pct.
1.	Leo Novak (1927-39)	126-61	.674
2.	Bob Knight (1965-71)	102-50	.671
	Zach Spiker (2009-pres.)	102-110	.481
4.	Les Wothke (1982-90)	92-135	.405
5.	Mike Krzyzewski (1975-80)	73-59	.553

SPIKER TOPS ARMY PL WIN LEDGER

Zach Spiker is 45-65 in Patriot League play during his seven seasons. It is the most league wins by an Army coach since joining the conference for the 1990-91 season.

Army has gone 33-35 in the last four seasons. The Black Knights posted winning conference records in two straight years for the first time in program history in 2012-13 and 2013-14.

ARMY PATRIOT LEAGUE COACHING WINS

No.	Head Coach, Years	W-L	Pct.
1.	Zach Spiker, 2009-pres. (7)	45-65	.409
2.	Jim Crews, 2002-09 (7)	22-76	.224
3.	Pat Harris, 1997-02 (5)	17-45	.274
4.	Dino Gaudio, 1993-97 (4)	14-38	.269
5.	Tom Miller, 1990-93 (3)	8-30	.210

SUB!!!

Zach Spiker's substitution patterns will keep the table crew and broadcasters on their toes. Army will substitute as many as five players at a time as early as the first whistle.

PACE!!!

Overall, the Black Knights have the 28th-ranked offensive tempo in the country according to Ken Pomeroy. Army's offense has an adjusted tempo of 73.0, which is an estimate of the possessions per 40 minutes a team would have against the average D-I tempo. Army's average offensive possession length is 15.1 seconds, which is 11th in the nation.

FREE BASKETBALL

During Zach Spiker's tenure, Army is 7-7 in overtime games, including a 2-2 mark in double-overtime contests. The last time Army played a triple OT game was Feb. 14, 2009 when it beat Lehigh 82-75. Army is 3-1 in overtime games this year after beating Navy in double OT, 100-99.

INTERMISSION INFORMATION

Army is 74-24 since the start of the 2009-10 season when leading at the break. In that span, Army is 18-15 when leading by five or less, 23-6 when its lead is between six and nine points, and 33-3 when holding a double-digit lead. In that same time frame, Army is 8-6 when tied, 15-22 when trailing by five or less and 1-34 when down by double digits. Army's lone win during the Spiker era when trailing at halftime by double digits was at Lafayette on Feb. 3, 2016 when Army overcame a 41-26 deficit.

DEPARTMENT OF DEFENSE

Dating back to 2009-10, Army has posted a 43-12 record when holding foes to 60 points or less, including a 7-0 mark this season.

The Black Knights are 63-31 during that time when keeping their opponents below 70 points.

Army is 31-74 when the opposition scores 70 or more points, including a 1-14 mark when surrendering 90 points.

Most Points Given Up Under Spiker

L, 103-74 - at Lehigh (2/4/15)

Least Points Given Up Under Spiker

W, 61-40 - Fairleigh Dickinson (12/7/09)
 W, 95-40 - Marywood (11/16/11)

Largest Margin of Victory Under Spiker

55 Points - W, 95-40 - Marywood (11/16/11)

Most Points Scored Under Spiker

W, 103-98 OT - Gardner-Webb (11/28/15)
 W, 96-85 - at Fairleigh Dickinson (11/18/15)
 W, 96-77 - Longwood (1/3/12)
 W, 96-67 - Maine (12/14/12)

SPIKER HONORS KNIGHT

Army's game at Bryant on Dec. 8 marked the 50th anniversary of former Army head coach Bob Knight's first coaching victory, a 71-62 win over Worcester Tech (12/8/65). Knight coached six seasons at West Point and led the Black Knights to a 102-50 record before eventually compiling a 902-371 career record over 42 seasons at Indiana (29 years) and Texas Tech (seven years). For the game, Zach Spiker wore a sweater to honor the accomplishments of coach Knight and his players from the 1965 Army team and Army beat Bryant, 77-55.

ARMY WEST POINT: 65-58 (LAST FOUR YEARS)

AIR FORCE: 57-63 *

VMI: 56-68 *

NAVY: 49-76 *

CITADEL: 36-87 *

* Other four academies are a combined 96 games below .500



SWEEPING THE EAGLES

Army built a nine-point halftime lead it never relinquished in a 65-59 victory at American. Senior center Kevin Ferguson recorded a double-double of 20 points and 14 rebounds to pave the way as Army swept the season series against American.

The win gave Army 15 wins for the fourth straight year, marking the second time in Army history it has won at least 15 games in four consecutive seasons. The other group to accomplish the feat were the Army teams from 1920-24.

PLOMB TAKES SECOND LEAGUE AWARD

After helping lead the Army men's basketball team to its fifth straight victory, Plomb was named the Patriot League Player of the Week on Dec. 14. It marked the second time this season Plomb was recognized by the Patriot League and the third weekly honor of his career.

Plomb and the Black Knights knocked off Service Academy rival Air Force, 90-80, in Colorado Springs, Colo., to improve to 8-2 for the second straight season. It was Army's first-ever victory in a true road game against the Falcons and Plomb also became the 30th player in Army history to reach the 1,000-point mark for his career.

The senior forward from Mukwonago, Wis., averaged 22 points over Army's two road victories against Air Force and Bryant. Plomb scored 15 of his 18 points against Air Force after halftime and converted 10-of-11 free-throw attempts, which equaled his career high. In the win over Bryant, Plomb did his damage from beyond the arc with six three-pointers en route to a game-high 26 points.

EDWARDS GRABS PATRIOT LEAGUE HONOR

For the second consecutive week, an Army men's basketball player was selected as the Patriot League's Player of the Week, as Kennedy Edwards was voted as the conference's standout performer on Dec. 7.

The junior forward delivered a career-best effort in Army's lone game of the week, an 84-71 road triumph against Maine, to help the Black Knights win their third straight game. Edwards registered a 21 points on 8-of-11 shooting, including a 4-for-5 show from beyond the arc. He also hauled in five rebounds and three steals in a career-high 28 minutes off the bench for the Black Knights. Fifteen of Edwards' points came in the first half as Army raced out to its largest halftime lead of the season at 50-21.

Army's win improved it to 6-2 for the second year in a row and the award is the first of Edwards' career. It followed Tanner Plomb's honor from the week prior.

STREAK SNAPPED

Tanner Plomb had scored in double figures in 30 consecutive games before being held to eight in Army's 72-68 win over Holy Cross. He had 16 performances of at least 20 points during the streak.

FERGUSON EARNS MULTIPLE HONORS (2/22)

Ferguson was named Co-Player of the Week by the Metropolitan Basketball Writers Association, Patriot League Men's Basketball Player of the Week, ECAC Division I Men's Basketball Player of the Week, as well as the American Sports Network Men's Basketball Player of the Week.

Ferguson started the week with a career-high 25 points on a 12-of-16 shooting performance and pulled down 13 rebounds in a 72-68 victory against Holy Cross on Wednesday, before totaling 22 points and a career-best 19 rebounds in an 80-78 double-overtime victory at Navy. One of Ferguson's seven offensive boards came before he scored on a putback with 0.7 seconds left to lift the Black Knights to the win.

For the week, Ferguson made 20-of-30 shots (66.7%) and averaged 23.5 points and 16.0 rebounds per contest. Ferguson has 14 double-doubles and 18 double-digit rebounding games in his career, and also had four straight and eight-career outings of 20 points or more. He had six double-doubles in a row as Army was 5-1 since his return to the starting lineup at Lafayette.

NAVY NAIL BITER

Kyle Wilson's three-pointer at the end of regulation sent the game to overtime and Kevin Ferguson's putback with 0.7 seconds left in the second OT gave Army an 80-78 victory over Navy. Ferguson registered his sixth consecutive double-double with 22 points and a career-high 19 rebounds to lead the Black Knights. Tanner Plomb scored a game-high 24 and Kyle Wilson had 11 in the win. Dylan Cox handed out a game-high eight assists. Army trailed by 13 with 8:36 to play and by five with less than 30 seconds remaining.

The win improved Army to 17-11 on the season, including an 8-8 mark in Patriot League play, and gave the Black Knights their most wins since the 1977-78 season.

2015 BARCLAYS CENTER CLASSIC

Army defeated Arkansas - Pine Bluff (81-60) and Gardner-Webb (103-98) to claim the Barclays Center Classic title. Tanner Plomb recorded his first-career 30-point game with a 31-point outburst, including seven three-pointers in the win against the Runnin' Bulldogs in overtime of the championship game. Kevin Ferguson posted his sixth-career double-double against Gardner-Webb and became the 13th player in Academy history to reach 500 career rebounds. Army reached the 100-point mark for the first time during the Spiker era and the 17th time in Academy history. The 201 combined points tied the Christl Arena record (Army 113, Bethany 88 - Jan. 8, 2001) and Army's 27 assists tied the program record.

NEW LOOK

Army West Point Athletics introduced a new brand and identity system in April 2015 that sets the visual direction for years to come. With the goal of developing an innovative and consistent athletic identity that pays tribute to the Academy's legacy and tradition, U.S. Army and Academy leadership, Army West Point Athletics, Nike, current and former cadet-athletes, coaches, historians and West Point graduates, collaborated on a nearly 18-month brand evolution program. As part of the new identity, every athletic programs will showcase consistent logos, colors, lettering and numerals.

The primary mark, referred to as Athena's Shield, showcases four unique components.

- The shield is among West Point's most potent symbols and represents the mission of the U.S. Army to support and defend the Constitution of the United States against all enemies, foreign and domestic.

- The helmet was worn by Pallas Athena, the Greek goddess of wisdom, just war, skill and justice. The helmet faces dexter, Latin for "right" from the viewpoint of the bearer of the field as opposed to sinister. The dexter side is considered the side of greater honor. The 13 segments that connect the helmet and the plume reference the 13 British colonies that declared independence from the Kingdom of Great Britain and became the first states in the Union.

- The sword, also known as Xiphos, is a double-edged, single-hand sword used by the ancient Greeks. It symbolizes the scholar-warrior and signifies protection, righteousness and justice. While the original 1898 USMA crest had the sword sheathed, the sword here is unsheathed to allow the viewer to see the martial elements of Army West Point, the warrior spirit, more clearly.

- The star has multiple meanings, including the connection to the U.S. Army and its storied past. During World War II, every tank, truck and airplane in the U.S. Army sported a star as they fought to victory in Europe and the Pacific. The star also represents the connection to the American people and 50 stars from the flag.

On first reference broadcasters, print and digital media members are encouraged to use **Army West Point**. From there, simply **Army** or **Black Knights** are acceptable when referring to the team. **Cadets** is also an acceptable secondary reference, in addition to **Black Knights**. For scoreboards and score graphics, **ARMY** is permissible.



ARMY RECORD WHEN

Black Knights win opening tip-off	7-2
Opponent wins opening tip-off	13-9
Black Knights lead at halftime	16-1
Black Knights trail at halftime	1-9
Black Knights tied at halftime	2-2
Black Knights outrebound opponent	16-5
Opponent outrebounds the Black Knights	3-7
Black Knights tie opponent in rebounds	0-0
Black Knights shoot .500 or better from the field	4-0
Opponent shoots .500 or better from the field	0-6
Black Knights and opponent shoot equal FG%	0-0
Black Knights shoot better FG% than opponent	15-1
Opponent shoots better FG% than the Black Knights	4-11
Black Knights and opponent shoot equal FG%	0-0
Black Knights commit fewer turnovers than opponent	10-3
Black Knights commit more turnovers than opponent	8-7
Black Knights and opponent commit equal turnovers	1-2
Two or fewer Black Knights score in double figures	1-6
Three Black Knights score in double figures	11-5
Four Black Knights score in double figures	7-1
Five or more Black Knights score in double figures	0-0
Black Knights score 59 points or fewer	0-1
Black Knights score between 60-69 points	2-4
Black Knights score between 70-79 points	5-3
Black Knights score between 80-89 points	7-3
Black Knights score between 90-99 points	4-1
Black Knights score 100 points or more	1-0
In games decided by three points or fewer	2-2
In games decided by 4-10 points	9-5
In games decided by 11-20 points	5-4
In games decided by 21-29 points	2-1
In games decided by 30 points or more	1-0
In November games	5-2
In December games	5-1
In January games	2-6
In February games	6-3
In March games	1-0
Saturday games	6-3
Sunday games	2-2
Monday games	2-1
Tuesday games	2-1
Wednesday games	5-4
Thursday games	1-0
Friday games	2-0
Afternoon games	6-4
Evening games	13-8
Televised games	7-3
Single Overtime games	2-0
Double Overtime games	1-1
Tournament games	3-2
Current Streak	W, 1
Longest Winning Streak	5
Longest Losing Streak	4
Smallest Margin of Victory	2, at Navy
Largest Margin of Victory	39, Ferrum
Average Margin of Victory	11.8
Smallest Margin of Defeat	1, Loyola
Largest Margin of Defeat	28 at Bucknell
Average Margin of Defeat	10.3
Largest Halftime Lead	21, at Maine
Largest Halftime Deficit	16, at Bucknell

SENIOR STARTERS

Army is the only team in the nation to regularly feature a starting lineup consisting of all seniors. The Black Knights typically open the game with Dylan Cox, Kyle Wilson, Larry Toomey, Tanner Plomb and Kevin Ferguson in the starting five, a combination that has been together 21 times in 2015-16.

WINNING WAYS

The Class of 2016 is responsible for 65 victories over its four seasons. Those 65 wins are the most victories for any class since 1971 when that group graduated with 71 wins. The four Army teams from 1966-70 posted a program-best 73 wins.

FDU TRIUMPH

Army's 96 points at FDU equaled the most for a Zach Spiker coached team in regulation and the Black Knights set a new field-goal percentage record during the Spiker era with their 64.8 percent effort (35-of-54). Army totaled 25 assists, including a career-high 11 by Dylan Cox as he posted the third double-double of his career. Cox's 11 assists were the most for an Army player since Josh Miller '10 had 11 against Brown on Jan. 2, 2008.

In addition, Ferguson reached the 20-point mark for the fourth time in his career and Wilson's 36 points were the most for an Army player since Ella Ellis '13 put in 37 at Yale on Nov. 24, 2012.

CAPTAINS ANNOUNCED

The Black Knights named their 2015-16 team captains prior to the start of the season. Seniors Dylan Cox, Tanner Plomb, Larry Toomey and Kyle Wilson were chosen by their teammates. Cox is in his third season as a team captain, linking him with Matt Bell '07 as the only three-year captains in program history.

ROSTER BREAKDOWN

Army's roster features seven seniors, which is tied for the most in program history.

Army returned 91.6 percent of its scoring and 92.9 percent of its rebounding from last season.

The Black Knights added nine players as part of the Class of 2019.

Army's roster has players from 13 different states. North Carolina is home to five players, the most of any single state.

Army returned 140 of a possible 150 starts from the 2014-15 season, which is the second-most during Zach Spiker's tenure.

Year	Returning Starters	Returning Starts From Previous Year	Final Record
2015-16	5	140 of 150	---
2014-15	5	147 of 155	15-15
2013-14	2	82 of 155	15-16
2012-13	4	120 of 150	16-15
2011-12	4	101 of 150	12-18
2010-11	1	35 of 145	11-19
2009-10	4	113 of 150	14-15

IT'S ON US

Since its game on Feb. 8 against Colgate, the Army basketball team has worn teal shoelaces in support of the It's On Us campaign. The Pledge is a personal commitment to help keep women and men safe from sexual assault. It is a promise not to be a bystander to the problem, but to be a part of the solution. Each of the athletic teams at the Academy are participating in the campaign with shoelaces, jersey patches or helmet stickers. For more information, visit ItsOnUs.org

2014-15 HOT START

Army's 2-0 start was its first to include victories against two Division I opponents since 1970-71 when Bob Knight coached Army.

Army's first 3-0 start since the 2001-02 campaign and was 3-0 to start the season for the first time versus current Division I opponents since Bob Knight's team opened the 1968-69 season with consecutive wins over Lehigh, Cornell and Temple.

First time Army opened the season with four straight wins versus current Division I opponents since 1939. Started 4-0 for the first time since the 1978-79 season when Mike Krzyzewski held the position of head coach.

Army's first 5-0 start since the 1976-77 campaign and first 5-0 start versus current Division I opponents since 1939. First 6-1 start since the 1978-79 campaign. First 7-2 start since the 2009-10 season. First 10-3 start since the 1978-79 campaign.

Army started 6-1 on the road to mark its best road start since the 1976-77 campaign.

ACADEMIC SUCCESS

Army achieved its highest team grade-point average in 10 years - 2.84 GPA in the fall 2014 semester. Seven players named to West Point Dean's List in the fall, including five returning players. Mac Hoffman (3.571 GPA), Larry Toomey (3.122), Dylan Cox (3.089), Austin Williamson (3.086) and Jacob Kessler (3.083).

Hoffman and Cox landed on the Patriot League Academic Honor Roll. Hoffman was one of only five Patriot League student-athletes to post a GPA of 4.0 or higher with his 4.008 score during the spring. Cox registered a 3.204 GPA to make his first appearance on the list. Hoffman, Cox and Richard Brown (3.011) also were placed on the West Point Dean's List for the spring semester.

BRANCH NIGHT

On Nov. 19, all members of the First Class (senior) assembled inside Eisenhower Hall for Branch Night. The Commandant, Brig. Gen. John C. Thomson III, spoke about the importance of the evening in relation to the future officers' chosen profession in the Army.

For the first three years at the Academy each cadet receives information about each of the 16 Branches. By the time Branch Night occurs they will understand what the normal duties, responsibilities, assignment patterns and locations are for each of the Branches. Late in the Cow Year (junior) each cadet must indicate, by order of preference all specialties for which they are qualified and eligible. Branches are then assigned according to performance, preference and current Branch goals [which means what the Army needs at that time].

Envelopes were then handed out to the Firsties that contained the insignia of the Branch to which they were assigned. On order the cadets opened their envelopes at one time. Exultation, cheers, groans, high-fives and more could be heard coming from Ike Hall once the envelopes were opened. Relaxation and refreshment with the Branch representative and the other members of their Branch "family" followed the news.

Infantry

Larry Toomey, Maxwell Lenox

Field Artillery

Tanner Plomb, Travis Rollo, Kyle Wilson

Transportation

Dylan Cox, Kevin Ferguson

CLASS RINGS

Each senior at West Point is presented with their class ring during the Ring Weekend. The rings are distributed at Trophy Point with the cadets wearing their "India White" uniforms.

The rings presented to the Class of 2016 include steel from the World Trade Center as well as gold from past class rings which have been donated.

NCAA ACTIVE CAREER SCORING LEADERS (As of Feb. 18)

No.	Player	Year	Total
1.	D.J. Balentine, Evansville	Sr.	2409
2.	John Brown, High Point	Sr.	2242
3.	JuanYa Green, Hofstra	Sr.	2229
4.	Shawn Long, La.-Lafayette	Sr.	2224
5.	Georges Niang, Iowa State	Sr.	2089
6.	Buddy Heild, Oklahoma	Sr.	2076
7.	Jameel Warney, Stony Brook	Sr.	2018
8.	Damion Lee, Louisville	Sr.	1993
9.	Kyle Wilson, Army West Point	Sr.	1966
10.	A.J. English, Iona	Sr.	1908

SPIKER VISITS TROOPS IN KOREA

Head men's basketball coach Zach Spiker, head women's basketball coach Dave Magarity and Director of Athletics Boo Corrigan visited Korea in late May to witness the U.S. Army's operations in the country.

The weeklong trip offered Corrigan, Magarity and Spiker the opportunity to speak with graduates and faculty and to tour a number of Army bases with some of the soldiers who are deployed. The group was also accompanied by a contingent of West Point representatives, including Superintendent Lt. Gen. Robert Caslen.

"It was a very educational, humbling and motivating experience," Spiker said. "We saw former players, cadet-athletes and West Point grads in high-ranking leadership positions everywhere we went. Army West Point Athletics was well represented and it was an honor to see how our Army soldiers work and what they do on a daily basis."

"The trip to Korea and the National Training Center was one of the most memorable experiences I've ever had," Magarity said. "To visit the Demilitarized Zone and see what our soldiers are up against in terms of defending and supporting the South Koreans and to watch the training at Camp Irwin, was absolutely remarkable."

On the first full day in Korea, the group toured the United States Forces Korea base before speaking with Academy graduates at a West Point graduates luncheon.

The trip also included a visit to the Demilitarized Zone (DMZ) along the border of North Korea and South Korea and a tour of the Joint Security Area. The travel party flew by helicopter to Camp Casey to witness static display tours of a number of military vehicles.

Included on the trip back to West Point was a stop at the National Training Center in Fort Irwin, Calif., to observe a realistic training session before returning to New York.

INSIDE THE NUMBERS

- 1** Votes Army recieved in the Dec. 14 AP Top 25 Poll. Army has recieved a top 25 vote in consecutive seasons.
- 3** Number of consecutive defensive stops that makes up an Army "brick." The team's goal is six bricks per game.
- 6** Academy record number of blocked shots by Kevin Fergsuon in four games during his career.
- 7** Number of seniors on the 2015-16 Army basketball team, which ties a program record.
- 10** Program record number of Patriot League victories in 2013-14.
- 11** Number of road wins in 2015-16, a program record.
- 13** Number of Black Knights to make at least one three-pointer this season.
- 16** Most three-pointers made in a game by a Zach Spiker coached team. Army made 16 threes against Colgate on Jan. 18, 2012.
- 43** Victories in the last 55 games when Army has allowed 60-or-less points.
- 53** Points scored by Kevin Houston against Fordham on Feb. 28, 1987. His 53 points are the most ever for an Army player in a single game.
- 68** Army's single-season blocked shots record, set by Kevin Ferguson in 2013-14.
- 95** Wins in the last 104 games when Army has a higher shooting percentage than its opponent.
- 102** Wins by head coach Zach Spiker, tied with Bob Knight for second in Academy history.
- 103** 2015-16 season-high point total against Gardner-Webb.
- 201** Kevin Ferguson's Army record career blocked shot total. Ferguson broke the career mark in his 51st career game.
- 1,982** Points Kyle Wilson has scored in his career. Wilson is fifth in Academy history.
- 2,325** Points scored by Kevin Houston in his career, the most in Army history.

A TYPICAL DAY AT WEST POINT

SENIOR LARRY TOOMEY MANAGEMENT MAJOR	
Day 1*	
0615	Wake Up
0630	Breakfast
0705	Formation
0950-1045	Operations Management
1100-1155	MX400 Officership
1205	Lunch Formation
1210-1235	Lunch
1250-1345	Military Training/Deans Hour (Briefs, Tests, Additional Instruction)
1355-1450	Leading Teams
1530-1830	Lift/Basketball Practice
1915	Dinner
2000-2230	Homework
2330	Lights Out

JUNIOR MAC HOFFMAN SYSTEMS ENGINEERING MAJOR	
Day 2*	
0615	Wake Up
0630	Breakfast
0705	Formation
0730-0825	Statics and Mechanics of Materials
0950-1045	Deterministic Models
1100-1155	Advanced Composition through Culture
1205	Lunch Formation
1210-1235	Lunch
1250-1345	Military Training/Deans Hour (Briefs, Tests, Additional Instruction)
1530-1830	Lift/Basketball Practice
1915	Dinner
2000-2230	Homework
2330	Lights Out

West Point does not utilize the traditional Monday-Wednesday-Friday/Tuesday-Thursday scheduling model. Schedules at the Academy are based on an alternating Day 1-Day 2 template.

*Schedules are from the fall semester.

WEST POINT LINGO	
Class	West Point Nickname
Freshmen	Fourth Class Cadet, Plebe
Sophomore	Third Class Cadet, Yearling
Junior	Second Class Cadet, Cow
Senior	First Class Cadet, Firstie

OBC Officer Basic Course
A cadet's first stop after graduation from the Academy. OBC preceeds a cadet's first assignment.

BRANCH (i.e. Field Artillery, Infantry)
Specific part of the Army that each cadet chooses to join upon graduation. Cadets receive their "branch" toward the end of the first semester of their senior year. The branch determines where a graduate is stationed for OBC.

WEST POINT HONOR CODE
"A Cadet Will Not Lie, Cheat, Steal or Tolerate Those Who Do."

The creed, or oath, each cadet takes upon entering the Academy. It is the code by which all cadets must live.

"Duty, Honor, Country"
Three attributes of paramount importance to a soldier are Duty, Honor, Country. Each is equally important. Together these words form the motto of the U.S. Military Academy.

ELLIS '13 SELECTED IN NBA D-LEAGUE DRAFT
Former Army men's basketball standout Ella Ellis was selected by the Maine Red Claws in the 2015 NBA Development League Draft on Oct. 31. Ellis, a 2013 graduate of the U.S. Military Academy, earned an invite to Red Claws' training camp, which began on Nov. 3.

Ellis was Maine's second pick of the draft and was chosen in the second round at 31st overall. The Red Claws serve as the minor league affiliate of the NBA's Boston Celtics and are one of 19 D-League teams, who each have a direct association to an NBA franchise.

Ellis graduated as Army's fifth all-time leading scorer with 1,585 career points. He is the only player in Academy history to amass at least 1,500 points, 450 rebounds (466), 150 assists (161) and 40 blocked shots (45). Ellis was Army's first two-time member of the All-Patriot League First Team since 1996 and captured second-team All-NABC District 13 honors in consecutive seasons, a program first since all-time leading scorer Kevin Houston (1986-87).

KNICKS CAMP AT CHRISTL
For the second consecutive year, the New York Knickerbockers of the National Basketball Association held their annual preseason training camp at the United States Military Academy.

The team, under the direction of second-year head coach Derek Fisher, arrived at West Point on Monday, Sept. 28 and conducted a team building session at the start of camp. Tuesday morning the Knicks visited the Arvin Cadet Physical Development Center where they witnessed combative and boxing training, indoor obstacle course testing (IOCT) in Hayes Gymnasium, and aquatics and lifetime sport instruction at Crandall Pool, as well as cadet training in the Combat Water Survival Lab.

The team held two practices each day on Tuesday and Wednesday at Christl Arena, the home of the Army men's and women's basketball programs, including a Wednesday evening session that was open for Cadets to attend. An autograph and photo session with the Knicks followed the workout.

On Wednesday afternoon, Knicks President Phil Jackson, a 13-time NBA champion, and Willis Reed, one of the 50 Greatest Players in NBA History and a Naismith Memorial Basketball Hall of Famer spoke to the Army football team.

Thursday morning, the Knicks staged a team photo at Trophy Point prior to their only practice and later in the evening the team shared a meal with cadets in the Cadet Mess Hall inside Washington Hall.

THE CLASS OF 2019
Approximately 1,270 cadet candidates, including 280 women, 425 minorities, 17 international cadets and 13 combat veterans began Cadet Basic Training this summer.

The incoming class was selected from a pool of 16,000 applicants. The 280 women represent 22 percent of the class. Minority enrollment, roughly 33 percent, includes 189 African-Americans, 93 Asian-Americans, 119 Hispanic-Americans and 10 Native Americans.

The Class of 2019 includes cadets from every state in the nation and 17 international cadets entering the class under the sponsorship of their respective countries. The countries represented include Bangladesh, Guyana, Mongolia, Montenegro, Netherlands, Malaysia, Pakistan (two), Panama, Philippines, Romania, Rwanda, Saudi Arabia, Taiwan, Tanzania, Turkey and the United Arab Emirates. Upon graduation, these cadets will return to their respective countries as officers in their armed forces.

KEY NCAA RULE CHANGES
Shot clock reduced from 35 seconds to 30 seconds.

Restricted arc expanded from three feet to four feet.

Reduction of 30-second timeouts from four to three; only two carry over to the second half.

A 30-second timeout called within 30 seconds of a media timeout will become the media timeout.

Coaches can only call timeouts during a dead ball situation.

Removed the five-second closely guarded count.

Officials will be able to use instant replay to look at the release of the ball on potential shot clock violations at any point during the game for made baskets only.

PRESEASON POLL
Army was picked to finish fourth in the Patriot League's annual preseason poll. The Black Knights earned 108 points in the poll. Lehigh claimed the top spot with 156 points and 12 first-place votes, the defending regular-season champions Bucknell finished second in the voting with 150 points and eight first-place nods, while Boston University was third with 126 points.

Behind the Black Knights was American (84), defending conference champions Lafayette (82) and Loyola (73) in seventh. Holy Cross (50), Colgate (36) and Navy (36) rounded out the list.

ARMY 1,000-POINT SCORERS

Name	Seasons	Pts.
1. Kevin Houston	1983-87	2,325
2. Gary Winton	1974-78	2,296
3. Mark Lueking	1992-96	2,032
4. Kyle Wilson	2012-	1,982
5. Randy Cozzens	1981-85	1,906
6. Ella Ellis	2009-13	1,585
7. Chris Spatola	1998-02	1,543
8. Matt Brown	1975-79	1,511
9. George Tatum	1995-99	1,460
10. Jarell Brown	2004-08	1,444
11. Matt Bell	2003-07	1,353
12. Mike Silliman	1963-66	1,342
13. David Ardayfio	1990-94	1,334
14. Tanner Plomb	2012-	1,328
15. Stu Sherard	1959-62	1,299
16. Bill Schutsky	1965-68	1,292
17. Bob Brown	1977-81	1,282
18. Julian Simmons	2008-12	1,255
19. Bobby Sherwin	1970-73	1,253
20. Mark Binstein	1953-56	1,223
21. Lee Sager	1958-61	1,178
22. Bill Hannon	1951-54	1,155
23. Marty Coyne	1977-81	1,126
John Roosma	1921-26	1,126
25. Todd Mattson	1986-90	1,122
26. Derrick Canada	1987-90	1,071
27. Darryle Kouns	1957-59	1,067
28. Steve Rotherth	1986-90	1,054
29. Kevin Ferguson	2012-	1,046
30. Alex Morris	1992-97	1,044
31. Doug Clevenger	1968-71	1,031
32. Dylan Cox	2012-	1,018

PATRIOT LEAGUE ALL-TIME SCORING LIST

Name	School (Seasons)	Pts.
1. C.J. McCollum	Lehigh (2009-13)	2,361
2. Rob Feaster	Holy Cross (1991-95)	2,224
3. Tucker Neale	Colgate (1992-95)	2,075
4. Mike Muscala	Bucknell (2009-13)	2,036
5. Mark Lueking	Army (1992-96)	2,032
6. Kyle Wilson	Army (2012-present)	1,982
7. Brian Ehlers	Lafayette (1996-00)	1,836
8. Greg Sprink	Navy (2004-08)	1,785
9. Adonal Foyle	Colgate (1994-97)	1,776
10. Jose Olivero	Lehigh (2003-07)	1,762

CAREER FIELD GOALS MADE

Name	Seasons	G	FGA	FGM
1. Gary Winton	1974-78	105	1,645	984
2. Kevin Houston	1983-87	113	1,698	806
3. Randy Cozzens	1981-85	113	1,528	693
4. Kyle Wilson	2012-	122	1,649	679
5. Mark Lueking	1992-96	104	1,601	625
6. Matt Brown	1975-79	106	1,213	580
7. George Tatum	1995-99	105	1,352	504
Jarell Brown	2004-08	102	1,200	504
9. Bobby Sherwin	1970-73	71	1,141	501
10. Mike Silliman	1963-66	68	1,057	492

CAREER FIELD GOAL PCT. (min. 100 made)

Name	Seasons	FGM	FGA	Pct.
1. Kevin Ferguson	2012-	428	682	.626
2. Mike Spencer	1979-82	149	247	.603
3. Gary Winton	1974-78	984	1,645	.598
4. David Ardayfio	1990-94	490	850	.576
5. Steve Hunt	1966-69	287	521	.551
6. Charles Woodruff	1998-02	339	626	.542
7. Doug Williams	2005-09	172	322	.534
8. Dax Pearson	1996-98;	271	508	.533
	2000-02			
9. Dylan Cox	2012-	377	708	.532
10. Scott Easton	1975-79	332	631	.526

CAREER THREE-POINT FIELD GOALS MADE

Name	Seasons	G	FGA	FGM
1. Mark Lueking	1992-96	104	796	300
2. Kyle Wilson	2012-	122	736	270
3. Jarell Brown	2004-08	102	629	251
4. Chris Spatola	1998-02	111	637	238
5. Julian Simmons	2008-12	117	613	229
6. Ella Ellis	2009-13	120	510	193
7. Tanner Plomb	2012-	107	493	178
8. Alex Morris	1992-97	87	457	167
9. Josh Herbeck	2010-14	80	423	159
10. Matt Bell	2003-07	111	338	133

CAREER REBOUNDS

Name	Seasons	G	Avg.	Reb.
1. Gary Winton	1974-78	105	11.1	1,168
2. Bill Hannon	1951-54	58	19.0	1,101
3. David Ardayfio	1990-94	109	7.2	788
4. Mike Silliman	1963-66	68	11.5	784
5. Lee Sager	1958-61	70	10.9	761
6. Kevin Ferguson	2012-	119	5.9	708
7. Todd Mattson	1986-90	110	6.4	700
8. Jason Wands	1993-97	97	6.6	638
9. George Tatum	1995-99	105	5.7	599
10. Jonté Harrell	1998-02	108	5.5	589
11. Ed Weaver	1950-54	58	9.6	557
12. Dylan Cox	2012-	121	4.6	556
13. Steve Rotherth	1986-90	105	5.2	547
14. Larry Toomey	2012-	123	4.3	525
15. Randy Cozzens	1981-85	113	4.4	502

CAREER DEFENSIVE REBOUNDS (SINCE 1993-94*)

Name	Seasons	G	Reb.
1. Kevin Ferguson	2012-	119	443
2. Jason Wands	1993-97	97	424
3. Jonte Harrell	1998-02	108	415
4. George Tatum	1995-99	105	411
5. Tanner Plomb	2012-	107	401
6. Larry Toomey	2012-	123	382
7. Dylan Cox	2012-	121	373
8. Ella Ellis	2009-13	120	336
9. Josh Miller	2006-10	105	326
10. Seth Barrett	1997-01	106	308
11. Matt Bell	2003-07	111	304

CAREER OFFENSIVE REBOUNDS (SINCE 93-94*)

Name	Seasons	G	Reb.
1. Kevin Ferguson	2012-	119	265
2. Jason Wands	1993-97	97	214
3. George Tatum	1995-99	105	188
4. Dylan Cox	2012-	121	183
5. Charles Woodruff	1998-02	105	181
6. Jonte Harrell	1998-02	108	174
7. Chris Walker	2006-10	116	165
8. Chris Glowe	1993-97	73	155
9. Seth Barrett	1997-01	106	151
10. Larry Toomey	2012-	123	143

*includes only players beginning their careers in 1993-94

CAREER ASSISTS (SINCE 1981-82)

Name	Seasons	G	Avg.	Asst.
1. Dylan Cox	2012-	121	3.9	473
2. Randy Cozzens	1981-85	113	3.8	430
3. Ron Wilson	1986-90	99	4.3	422
4. Kevin Houston	1983-87	113	3.4	379
5. Josh Miller	2006-10	105	3.2	336
6. Alex Morris	1992-97	87	3.9	335
7. Babe Kwasniak	1995-99	101	2.9	295
8. Chris Spatola	1998-02	111	2.6	291
9. Marcus Nelson	2006-10	118	2.4	280
10. Matt Bell	2003-07	111	2.3	250

CAREER STEALS (SINCE 1984-85)

Name	Seasons	G	Avg.	Steals
1. Cleveland Richard	2006-10	117	1.3	149
2. Josh Miller	2006-10	105	1.4	148
3. Marcus Nelson	2006-10	118	1.2	145
4. George Tatum	1995-99	105	1.4	143
5. Kevin Houston	1984-87	85	1.5	126
6. Kevin Berry	1987-91	110	1.1	117
7. Dylan Cox	2012-	121	0.8	98
8. Jarell Brown	2004-08	102	0.9	95
Babe Kwasniak	1995-99	101	0.9	95
10. Seth Barrett	1997-01	106	0.9	94

CAREER BLOCKED SHOTS (SINCE 1981-82)

Name	Seasons	G	Avg.	Blk.
1. Kevin Ferguson	2012-	119	1.6	201
2. Marcus Nelson	2006-10	118	0.6	74
Jimmy Sewell	2003-07	85	0.9	74
4. Charles Woodruff	1998-02	105	0.6	64
5. Seth Barrett	1997-01	106	0.5	56
6. Chris Walker	2006-10	116	0.5	54
7. Dylan Cox	2012-	121	0.4	46
8. Ella Ellis	2009-13	120	0.4	45
9. Chris Glowe	1993-97	73	0.6	44
10. Cleveland Richard	2006-10	117	0.4	43
Larry Toomey	2012-	123	0.3	43

PATRIOT LEAGUE ALL-TIME BLOCKED SHOTS LIST

Name	Seasons	Blk.
1. Adonal Foyle	Colgate (1994-97)	492
2. Mike Muscala	Bucknell (2009-13)	271
3. Jason Whatley	Colgate (1990-94)	215
4. Tim Clifford	Holy Cross (2004-08)	210
5. Kevin Ferguson	Army (2012-present)	201
6. Rob Dill	Lafayette (2000-04)	191
7. Sitapha Savane	Navy (1997-00)	190
8. Matt Crawford	Lehigh (1999-03)	174
9. Alex Woodhouse	Colgate (2005-09)	166
10. Frank Barr	Lafayette (1997-01)	160
Dan Bowen	Bucknell (1996-00)	160

SEASON THREE-POINT FIELD GOALS MADE

Name	Season	FGA	Pct.	FGM
1. Jarell Brown	2007-08	252	.401	101
2. Mark Lueking	1995-96	262	.378	99
3. Mark Lueking	1994-95	243	.403	98
4. Kyle Wilson	2015-16	283	.339	96
5. Jarell Brown	2006-07	214	.407	87
6. Mark Lueking	1993-94	209	.368	77
7. Josh Herbeck	2011-12	187	.401	75
8. Kyle Wilson	2014-15	219	.338	74
Tanner Plomb	2015-16	205	.361	74
10. Ella Ellis	2012-13	172	.419	72

SEASON FIELD GOAL PCT. (min. 50 made)

Name	Season	FGM	FGA	Pct.
1. Kevin Ferguson	2013-14	119	185	.643
2. Mike Spencer	1980-81	63	98	.643
3. Kevin Ferguson	2014-15	116	182	.637
4. David Ardayfio	1993-94	180	289	.623
5. Steve Hunt	1967-68	154	248	.621
6. Gary Winton	1975-76	238	389	.612
7. Gary Winton	1977-78	276	453	.609
8. David Ardayfio	1992-93	147	245	.600
9. Marty Coyne	1978-79	78	133	.586
Gary Winton	1974-75	201	343	.586

SEASON ASSISTS

Name	Season	G	Avg.	Asst.
1. Ron Wilson	1988-89	26	6.2	162
2. Dylan Cox	2014-15	30	4.8	144
3. Dylan Cox	2015-16	29	4.8	141
4. J.P. Spatola	2001-02	28	4.9	136
6. Ron Wilson	1987-88	27	4.7	127
Randy Cozzens	1982-83	29	4.4	127
7. Alex Morris	1994-95	27	4.5	122
9. Josh Miller	2007-08	30	4.0	119
Alex Morris	1993-94	27	4.4	119
Craig Rose	1991-92	28	4.1	114
11. Ron Wilson	1989-90	28	4.0	112
12. Randy Cozzens	1981-82	27	4.1	111

SEASON BLOCKED SHOTS

Name	Season	G	Avg.	Blk.
1. Kevin Ferguson	2013-14	31	2.5	78
2. Kevin Ferguson	2014-15	30	1.5	45
3. Kevin Ferguson	2015-16	27	1.5	43
4. Kevin Ferguson	2012-13	31	1.1	35
5. Marcus Nelson	2008-09	30	1.1	32
6. Jimmy Sewell	2004-05	26	1.3	29
7. Charles Woodruff	2001-02	24	0.9	22
Chris Glowe	1996-97	26	0.8	22
9. Marcus Nelson	2009-10	27	0.8	21
Seth Barrett	1998-99	27	0.8	21
11. Ella Ellis	2012-13	31	0.6	20

MOST POINTS ENTERING SENIOR SEASON

No.	Player	Years	Total
1.	Gary Winton	1974-77	1652
2.	Mark Lueking	1992-94	1510
3. Kyle Wilson	2012-15	1481	
4.	Kevin Houston	1983-86	1372
5.	Randy Cozzens	1981-84	1224

0 MAXWELL LENOX

Senior
Guard | 6-0 | 188
Fairfax, Va. / WT Woodson
Fork Union

CAREER HIGHS

Category	No.	Opponent	Date
Points:	16	at Holy Cross	2/22/12
Rebounds:	10	NJIT	11/30/11
Assists:	8	St. Francis N.Y.	12/31/11
Steals:	5	Navy	2/11/12
Blocks:	1	Six Times	
FG made:	5	Colgate	1/18/12
FG attempts:	11	Yale	11/26/11
3FG made:	2	vs Air Force	11/8/13
3FG attempts:	3	at Bucknell	1/12/13
		Bryant	11/22/11
FT made:	8	at Holy Cross	2/22/12
FT attempts:	11	at Holy Cross	2/22/12

CAREER NOTES

2012 Patriot League All-Rookie Team selection ...
had the most assists (96) by an Army freshman
since J.P. Spatola in 2000-01 (96).

Opponent	Date	gs	min	Total		3-Pointers		Free throws		Rebounds				pf	a	t/o	blk	stl	pts	avg
				fg-fga	pct	3fg-fga	pct	ft-fa	pct	off	def	tot	avg							
FERRUM COLLEGE	11/13/15		4	2-2	1.000	0-0	.000	0-1	.000	0	3	3	3.0	0	0	0	1	1	4	4.0
at Binghamton	11/15/15	dnp	-	-	-	-	-	-	-	-	-	-	-	-	-	-	-	-	-	-
at Fairleigh Dickinson	11/18/15	dnp	-	-	-	-	-	-	-	-	-	-	-	-	-	-	-	-	-	-
at George Washington	11/22/15	dnp	-	-	-	-	-	-	-	-	-	-	-	-	-	-	-	-	-	-
at Tennessee	11/24/15	dnp	-	-	-	-	-	-	-	-	-	-	-	-	-	-	-	-	-	-
ARKANSAS - PINE BLUFF	11/27/15	1	0-0	.000	0-0	.000	0-0	.000	0	1	1	2.0	0	0	0	0	0	0	2.0	
GARDNER-WEBB	11/28/15	dnp	-	-	-	-	-	-	-	-	-	-	-	-	-	-	-	-	-	-
at Maine	12/02/15	dnp	-	-	-	-	-	-	-	-	-	-	-	-	-	-	-	-	-	-
at Bryant	12/08/15	dnp	-	-	-	-	-	-	-	-	-	-	-	-	-	-	-	-	-	-
at Air Force	12/12/15	dnp	-	-	-	-	-	-	-	-	-	-	-	-	-	-	-	-	-	-
MARIST	12/20/15	dnp	-	-	-	-	-	-	-	-	-	-	-	-	-	-	-	-	-	-
MONMOUTH	12/28/15	dnp	-	-	-	-	-	-	-	-	-	-	-	-	-	-	-	-	-	-
at Lehigh	12/30/15	dnp	-	-	-	-	-	-	-	-	-	-	-	-	-	-	-	-	-	-
BUCKNELL	01/02/16	dnp	-	-	-	-	-	-	-	-	-	-	-	-	-	-	-	-	-	-
LAFAYETTE	01/06/16	dnp	-	-	-	-	-	-	-	-	-	-	-	-	-	-	-	-	-	-
at Loyola Maryland	1/9/16	dnp	-	-	-	-	-	-	-	-	-	-	-	-	-	-	-	-	-	-
at Colgate	1/13/16	dnp	-	-	-	-	-	-	-	-	-	-	-	-	-	-	-	-	-	-
AMERICAN	1/17/16	dnp	-	-	-	-	-	-	-	-	-	-	-	-	-	-	-	-	-	-
at Holy Cross	01/20/16	dnp	-	-	-	-	-	-	-	-	-	-	-	-	-	-	-	-	-	-
BOSTON UNIVERSITY	01/27/16	dnp	-	-	-	-	-	-	-	-	-	-	-	-	-	-	-	-	-	-
at Bucknell	1/30/16	dnp	-	-	-	-	-	-	-	-	-	-	-	-	-	-	-	-	-	-
NAVY	02/01/16	dnp	-	-	-	-	-	-	-	-	-	-	-	-	-	-	-	-	-	-
at Lafayette	02/03/16	dnp	-	-	-	-	-	-	-	-	-	-	-	-	-	-	-	-	-	-
LOYOLA MARYLAND	2/6/16	dnp	-	-	-	-	-	-	-	-	-	-	-	-	-	-	-	-	-	-
COLGATE	02/08/16	dnp	-	-	-	-	-	-	-	-	-	-	-	-	-	-	-	-	-	-
at American	02/13/16	dnp	-	-	-	-	-	-	-	-	-	-	-	-	-	-	-	-	-	-
HOLY CROSS	02/17/16	dnp	-	-	-	-	-	-	-	-	-	-	-	-	-	-	-	-	-	-
at Navy	02/20/16	dnp	-	-	-	-	-	-	-	-	-	-	-	-	-	-	-	-	-	-
at Boston University	02/23/16	dnp	-	-	-	-	-	-	-	-	-	-	-	-	-	-	-	-	-	-
LEHIGH	02/27/16	*	5	1-2	.500	0-1	.000	0-2	.000	0	3	3	2.3	0	0	0	1	0	2	2.0
COLGATE	03/03/16	dnp	-	-	-	-	-	-	-	-	-	-	-	-	-	-	-	-	-	-
Totals		1	10	3-4	.750	0-1	.000	0-3	.000	0	7	7	2.3	0	0	0	2	1	6	2.0

Season	gp-gs	min/avg	Total		3-Point		F-Throws		Rebounds				pf	fo	ast	to	blk	stl	Scoring	
			fg-fga	pct	fg-fga	pct	ft-fa	pct	off	def	tot	avg							pts	avg
2011-12	30-13	722/24.1	65-139	.468	4-24	.167	59-88	.670	17	88	105	3.5	88	5	96	83	5	38	193	6.4
2012-13	31-0	300/9.7	19-41	.463	3-7	.429	11-21	.524	11	33	44	1.4	52	1	52	26	0	12	52	1.7
2013-14	11-0	66/6.0	6-12	.500	2-6	.333	5-7	.714	3	3	6	0.5	11	0	12	7	0	2	19	1.7
2014-15	7-0	81/11.6	9-22	.409	1-5	.200	1-4	.250	5	10	15	2.1	12	0	15	10	0	5	20	2.9
2015-16	3-1	10/3.3	3-4	.750	0-1	.000	0-3	.000	0	7	7	2.3	0	0	0	0	2	1	6	2.0
TOTAL	82-14	1179/14.4	102-218	.468	10-43	.233	76-123	.618	36	141	177	2.2	163	6	175	126	7	58	290	3.5

1 RICHARD BROWN

Junior
Guard | 6-6 | 214
Charlotte, N.C. / Davidson Day School
USMAPS

CAREER HIGHS

Category	No.	Opponent	Date
Points:	3	at Boston U.	3/8/14
Rebounds:	4	American	2/22/15
Assists:	2	at Lehigh	2/4/15
FG made:	1	Coast Guard	12/28/14
		at Boston U.	3/8/14
FG attempts:	2	Coast Guard	12/28/14
		at Boston U.	3/8/14
3FG made:	1	at Boston U.	3/8/14
3FG attempts:	2	at Boston U.	3/8/14

Opponent	Date	gs	min	Total		3-Pointers		Free throws		Rebounds				pf	a	t/o	blk	stl	pts	avg
				fg-fga	pct	3fg-fga	pct	ft-fa	pct	off	def	tot	avg							
FERRUM COLLEGE	11/13/15	5	0-0	.000	0-0	.000	0-0	.000	0-0	0	0	0	0.0	0	0	0	0	0	0	0.0
at Binghamton	11/15/15	1	0-0	.000	0-0	.000	0-0	.000	0-0	0	0	0	0.0	0	0	3	0	0	0	0.0
at Fairleigh Dickinson	11/18/15	dnp	-	-	-	-	-	-	-	-	-	-	-	-	-	-	-	-	-	-
at George Washington	11/22/15	dnp	-	-	-	-	-	-	-	-	-	-	-	-	-	-	-	-	-	-
at Tennessee	11/24/15	dnp	-	-	-	-	-	-	-	-	-	-	-	-	-	-	-	-	-	-
ARKANSAS - PINE BLUFF	11/27/15	1	0-1	.000	0-1	.000	0-0	.000	0	0	0	0.0	0	0	0	0	0	0	0	0.0
GARDNER-WEBB	11/28/15	dnp	-	-	-	-	-	-	-	-	-	-	-	-	-	-	-	-	-	-
at Maine	12/02/15	dnp	-	-	-	-	-	-	-	-	-	-	-	-	-	-	-	-	-	-
at Bryant	12/08/15	dnp	-	-	-	-	-	-	-	-	-	-	-	-	-	-	-	-	-	-
at Air Force	12/12/15	dnp	-	-	-	-	-	-	-	-	-	-	-	-	-	-	-	-	-	-
MARIST	12/20/15	dnp	-	-	-	-	-	-	-	-	-	-	-	-	-	-	-	-	-	-
MONMOUTH	12/28/15	dnp	-	-	-	-	-	-	-	-	-	-	-	-	-	-	-	-	-	-
at Lehigh	12/30/15	dnp	-	-	-	-	-	-	-	-	-	-	-	-	-	-	-	-	-	-
BUCKNELL	01/02/16	dnp	-	-	-	-	-	-	-	-	-	-	-	-	-	-	-	-	-	-
LAFAYETTE	01/06/16	dnp	-	-	-	-	-	-	-	-	-	-	-	-	-	-	-	-	-	-
at Loyola Maryland	1/9/16	dnp	-	-	-	-	-	-	-	-	-	-	-	-	-	-	-	-	-	-
at Colgate	1/13/16	dnp	-	-	-	-	-	-	-	-	-	-	-	-	-	-	-	-	-	-
AMERICAN	1/17/16	dnp	-	-	-	-	-	-	-	-	-	-	-	-	-	-	-	-	-	-
at Holy Cross	01/20/16	dnp	-	-	-	-	-	-	-	-	-	-	-	-	-	-	-	-	-	-
BOSTON UNIVERSITY	01/27/16	dnp	-	-	-	-	-	-	-	-	-	-	-	-	-	-	-	-	-	-
at Bucknell	1/30/16	dnp	-	-	-	-	-	-	-	-	-	-	-	-	-	-	-	-	-	-
NAVY	02/01/16	dnp	-	-	-	-	-	-	-	-	-	-	-	-	-	-	-	-	-	-
at Lafayette	02/03/16	dnp	-	-	-	-	-	-	-	-	-	-	-	-	-	-	-	-	-	-
LOYOLA MARYLAND	2/6/16	dnp	-	-	-	-	-	-	-	-	-	-	-	-	-	-	-	-	-	-
COLGATE	02/08/16	dnp	-	-	-	-	-	-	-	-	-	-	-	-	-	-	-	-	-	-
at American	02/13/16	dnp	-	-	-	-	-	-	-	-	-	-	-	-	-	-	-	-	-	-
HOLY CROSS	02/17/16	dnp	-	-	-	-	-	-	-	-	-	-	-	-	-	-	-	-	-	-
at Navy	02/20/16	dnp	-	-	-	-	-	-	-	-	-	-	-	-	-	-	-	-	-	-
at Boston University	02/23/16	dnp	-	-	-	-	-	-	-	-	-	-	-	-	-	-	-	-	-	-
LEHIGH	02/27/16	dnp	-	-	-	-	-	-	-	-	-	-	-	-	-	-	-	-	-	-
COLGATE	03/03/16	dnp	-	-	-	-	-	-	-	-	-	-	-	-	-	-	-	-	-	-
Totals		0	7	0-1	.000	0-1	.000	0-0	.000	0	0	0	0.0	0	0	3	0	0	0	0.0

Season	gp-gs	min/avg	Total		3-Point		F-Throws		Rebounds				pf	fo	ast	to	blk	stl	Scoring	
			fg-fga	pct	fg-fga	pct	ft-fa	pct	off	def	tot	avg							pts	avg
2013-14	10-0	22/2.2	1-7	.143	1-6	.167	0-0	.000	0	2	2	0.2	1	0	0	0	0	0	3	0.3
2014-15	11-0	56/5.1	1-4	.250	0-2	.000	0-0	.000	5	6	11	1.0	4	0	4	2	0	1	2	0.2
2015-16	3-0	7/2.3	0-1	.000	0-1	.000	0-0	.000	0	0	0	0.0	0	0	0	3	0	0	0	0.0
TOTAL	24-0	85/3.5	2-12	.167	1-9	.111	0-0	.000	5	8	13	0.5	5	0	4	5	0	1	5	0.2

2 CAYNE EDWARDS

Freshman

Forward | 6-4 | 220

Schertz, Texas / Samuel Clemens

CAREER HIGHS

Category	No.	Opponent	Date
Points:	5	at Air Force	12/14/15
Rebounds:	3	at Navy	2/20/16
		Ferrum	11/13/15
Assists:	3	Ferrum	11/13/15
Blocks:	1	at Navy	2/20/16
Steals:	1	Ferrum	11/13/15
FG made:	2	at Air Force	12/14/15
FG attempts:	2	at Air Force	12/14/15
3FG made:	1	at Air Force	12/14/15
3FG attempts:	1	at Navy	2/20/16
		at Air Force	12/14/15
FT made:	3	Ferrum	11/13/15
FT attempts:	4	Ferrum	11/13/15

Opponent	Date	gs	min	Total		3-Pointers		Free throws		Rebounds											
				fg-fga	pct	3fg-fga	pct	ft-fa	pct	off	def	tot	avg	pf	a	t/o	blk	stl	pts	avg	
FERRUM COLLEGE	11/13/15	7		0-1	.000	0-1	.000	3-4	.750	1	2	3	3.0	0	3	1	0	1	3	3.0	
at Binghamton	11/15/15	dnp		-	-	-	-	-	-	-	-	-	-	-	-	-	-	-	-	-	
at Fairleigh Dickinson	11/18/15	dnp		-	-	-	-	-	-	-	-	-	-	-	-	-	-	-	-	-	
at George Washington	11/22/15	dnp		-	-	-	-	-	-	-	-	-	-	-	-	-	-	-	-	-	
at Tennessee	11/24/15	dnp		-	-	-	-	-	-	-	-	-	-	-	-	-	-	-	-	-	
ARKANSAS - PINE BLUFF	11/27/15	1		0-0	.000	0-0	.000	0-0	.000	0	0	0	1.5	0	0	0	0	0	0	1.5	
GARDNER-WEBB	11/28/15	dnp		-	-	-	-	-	-	-	-	-	-	-	-	-	-	-	-	-	
at Maine	12/02/15	dnp		-	-	-	-	-	-	-	-	-	-	-	-	-	-	-	-	-	
at Bryant	12/08/15	2		1-1	1.000	0-0	.000	0-0	.000	0	1	1	1.3	0	0	0	0	0	2	1.7	
at Air Force	12/12/15	6		2-2	1.000	1-1	1.000	0-0	.000	0	1	1	1.3	2	0	0	0	0	5	2.5	
MARIST	12/20/15	dnp		-	-	-	-	-	-	-	-	-	-	-	-	-	-	-	-	-	
MONMOUTH	12/28/15	dnp		-	-	-	-	-	-	-	-	-	-	-	-	-	-	-	-	-	
at Lehigh	12/30/15	dnp		-	-	-	-	-	-	-	-	-	-	-	-	-	-	-	-	-	
BUCKNELL	01/02/16	dnp		-	-	-	-	-	-	-	-	-	-	-	-	-	-	-	-	-	
LAFAYETTE	01/06/16	dnp		-	-	-	-	-	-	-	-	-	-	-	-	-	-	-	-	-	
at Loyola Maryland	1/9/16	dnp		-	-	-	-	-	-	-	-	-	-	-	-	-	-	-	-	-	
at Colgate	1/13/16	dnp		-	-	-	-	-	-	-	-	-	-	-	-	-	-	-	-	-	
AMERICAN	1/17/16	dnp		-	-	-	-	-	-	-	-	-	-	-	-	-	-	-	-	-	
at Holy Cross	01/20/16	dnp		-	-	-	-	-	-	-	-	-	-	-	-	-	-	-	-	-	
BOSTON UNIVERSITY	01/27/16	dnp		-	-	-	-	-	-	-	-	-	-	-	-	-	-	-	-	-	
at Bucknell	1/30/16	7		0-1	.000	0-0	.000	1-2	.500	1	1	2	1.4	1	0	2	0	0	1	2.2	
NAVY	02/01/16	5		0-0	.000	0-0	.000	0-0	.000	0	1	1	1.3	0	0	1	0	0	0	1.8	
at Lafayette	02/03/16	8		0-0	.000	0-0	.000	1-2	.500	0	1	1	1.3	1	0	0	0	0	1	1.7	
LOYOLA MARYLAND	2/6/16	dnp		-	-	-	-	-	-	-	-	-	-	-	-	-	-	-	-	-	
COLGATE	02/08/16	dnp		-	-	-	-	-	-	-	-	-	-	-	-	-	-	-	-	-	
at American	02/13/16	dnp		-	-	-	-	-	-	-	-	-	-	-	-	-	-	-	-	-	
HOLY CROSS	02/17/16	dnp		-	-	-	-	-	-	-	-	-	-	-	-	-	-	-	-	-	
at Navy	02/20/16	5		0-1	.000	0-1	.000	0-0	.000	0	3	3	1.5	0	0	0	1	0	0	1.5	
at Boston University	02/23/16	dnp		-	-	-	-	-	-	-	-	-	-	-	-	-	-	-	-	-	
LEHIGH	02/27/16	dnp		-	-	-	-	-	-	-	-	-	-	-	-	-	-	-	-	-	
COLGATE	03/03/16	dnp		-	-	-	-	-	-	-	-	-	-	-	-	-	-	-	-	-	
Totals		0	41	3-6	.500	1-3	.333	5-8	.625	2	10	12	1.5	4	3	4	1	1	12	1.5	

			Total		3-Point		F-Throws		Rebounds											Scoring	
Season	gp-gs	min/avg	fg-fga	pct	fg-fga	pct	ft-fa	pct	off	def	tot	avg	pf	fo	ast	to	blk	stl	pts	avg	
2015-16	8-0	41/5.1	3-6	.500	1-3	.333	5-8	.625	2	10	12	1.5	4	0	3	4	1	1	12	1.5	
TOTAL	8-0	41/5.1	3-6	.500	1-3	.333	5-8	.625	2	10	12	1.5	4	0	3	4	1	1	12	1.5	

3 SCOTT MAMMEL

Junior

Guard | 5-11 | 178

San Antonio, Texas / Winston Churchill

USMAPS

CAREER HIGHS

Category	No.	Opponent	Date
Points:	11	at Lehigh	2/4/15
Rebounds:	2	Four Times	
Assists:	3	Ferrum	11/13/15
		at Navy	2/7/15
Steals:	1	Five Times	
FG made:	3	at Lehigh	2/4/15
FG attempts:	7	at Lehigh	2/4/15
3FG made:	1	Six Times	
3FG attempts:	3	at Colgate	2/18/15
		Delaware	11/19/13
FT made:	4	at Lehigh	2/4/15
FT attempts:	4	at Lehigh	2/4/15

Opponent	Date	gs	min	Total		3-Pointers		Free throws		Rebounds											
				fg-fga	pct	3fg-fga	pct	ft-fa	pct	off	def	tot	avg	pf	a	t/o	blk	stl	pts	avg	
FERRUM COLLEGE	11/13/15	17		0-3	.000	0-0	.000	0-0	.000	0	0	0	0.0	2	3	2	0	1	0	0.0	
at Binghamton	11/15/15	14		1-2	.500	0-1	.000	2-2	1.000	0	2	2	1.0	1	2	1	0	0	4	2.0	
at Fairleigh Dickinson	11/18/15	dnp		-	-	-	-	-	-	-	-	-	-	-	-	-	-	-	-	-	
at George Washington	11/22/15	dnp		-	-	-	-	-	-	-	-	-	-	-	-	-	-	-	-	-	
at Tennessee	11/24/15	dnp		-	-	-	-	-	-	-	-	-	-	-	-	-	-	-	-	-	
ARKANSAS - PINE BLUFF	11/27/15	4		0-0	.000	0-0	.000	2-2	1.000	1	1	2	1.3	0	0	0	0	0	2	2.0	
GARDNER-WEBB	11/28/15	dnp		-	-	-	-	-	-	-	-	-	-	-	-	-	-	-	-	-	
at Maine	12/02/15	dnp		-	-	-	-	-	-	-	-	-	-	-	-	-	-	-	-	-	
at Bryant	12/08/15	1		0-0	.000	0-0	.000	0-0	.000	0	0	0	1.0	0	0	0	0	0	0	1.5	
at Air Force	12/12/15	11		2-4	.500	1-2	.500	2-2	1.000	0	1	1	1.0	2	1	0	0	0	7	2.6	
MARIST	12/20/15	dnp		-	-	-	-	-	-	-	-	-	-	-	-	-	-	-	-	-	
MONMOUTH	12/28/15	dnp		-	-	-	-	-	-	-	-	-	-	-	-	-	-	-	-	-	
at Lehigh	12/30/15	dnp		-	-	-	-	-	-	-	-	-	-	-	-	-	-	-	-	-	
BUCKNELL	01/02/16	dnp		-	-	-	-	-	-	-	-	-	-	-	-	-	-	-	-	-	
LAFAYETTE	01/06/16	dnp		-	-	-	-	-	-	-	-	-	-	-	-	-	-	-	-	-	
at Loyola Maryland	1/9/16	2		0-0	.000	0-0	.000	0-0	.000	0	0	0	0.8	2	1	2	0	0	0	2.2	
at Colgate	1/13/16	1		0-0	.000	0-0	.000	0-0	.000	0	0	0	0.7	0	0	0	0	0	0	1.9	
AMERICAN	1/17/16	2		0-0	.000	0-0	.000	0-0	.000	0	0	0	0.6	0	0	1	0	1	0	1.6	
at Holy Cross	01/20/16	1		0-0	.000	0-0	.000	0-0	.000	0	1	1	0.7	0	0	0	0	0	0	1.4	
BOSTON UNIVERSITY	01/27/16	dnp		-	-	-	-	-	-	-	-	-	-	-	-	-	-	-	-	-	
at Bucknell	1/30/16	9		1-3	.333	0-2	.000	0-0	.000	0	2	2	0.8	0	2	0	0	0	2	1.5	
NAVY	02/01/16	dnp		-	-	-	-	-	-	-	-	-	-	-	-	-	-	-	-	-	
at Lafayette	02/03/16	dnp		-	-	-	-	-	-	-	-	-	-	-	-	-	-	-	-	-	
LOYOLA MARYLAND	2/6/16	dnp		-	-	-	-	-	-	-	-	-	-	-	-	-	-	-	-	-	
COLGATE	02/08/16	dnp		-	-	-	-	-	-	-	-	-	-	-	-	-	-	-	-	-	
at American	02/13/16	dnp		-	-	-	-	-	-	-	-	-	-	-	-	-	-	-	-	-	
HOLY CROSS	02/17/16	2		0-0	.000	0-0	.000	0-0	.000	1	0	1	0.8	0	0	0	0	0	0	1.4	
at Navy	02/20/16	dnp		-	-	-	-	-	-	-	-	-	-	-	-	-	-	-	-	-	
at Boston University	02/23/16	dnp		-	-	-	-	-	-	-	-	-	-	-	-	-	-	-	-	-	
LEHIGH	02/27/16	dnp		-	-	-	-	-	-	-	-	-	-	-	-	-	-	-	-	-	
COLGATE	03/03/16	dnp		-	-	-	-	-	-	-	-	-	-	-	-	-	-	-	-	-	
Totals		0	64	4-12	.333	1-5	.200	6-6	1.000	2	7	9	0.8	7	9	6	0	2	15	1.4	

			Total		3-Point		F-Throws		Rebounds										Scoring	
Season	gp-gs	min/avg	fg-fga	pct	fg-fga	pct	ft-fa	pct	off	def	tot	avg	pf	fo	ast	to	blk	stl	pts	avg
2013-14	11-0	42/3.8	3-9	.333	2-8	.250	1-1	1.000	2	1	3	0.3	4	0	2	4	0	0	9	0.8
2014-15	16-0	93/5.8	7-24	.292	3-11	.273	4-4	1.000	1	6	7	0.4	17	0	9	8	0	3	21	1.3
2015-16	11-0	64/5.8	4-12	.333	1-5	.200	6-6	1.000	2	7	9	0.8	7	0	9	6	0	2	15	1.4
TOTAL	38-0	199/5.2	14-45	.311	6-24	.250	11-11	1.000	5	14	19	0.5	28	0	20	18	0	5	45	1.2

4 DANIEL ANDREWS

Freshman
Forward | 6-7 | 205
Honolulu, Hawai'i / Punahou School
USMAPS

CAREER HIGHS

Category	No.	Opponent	Date
Points	1	at Bucknell	1/30/16
Rebounds	1	at Bucknell	1/30/16
Steals	1	at Bucknell	1/30/16
FG attempts	1	American	1/17/16
FT Made	1	at Bucknell	1/30/16
FT attempts	4	at Bucknell	1/30/16

Opponent	Date	gs	min	Total		3-Pointers		Free throws		Rebounds				pf	a	t/o	blk	stl	pts	avg
				fg-fga	pct	3fg-fga	pct	ft-fa	pct	off	def	tot	avg							
FERRUM COLLEGE	11/13/15		dnp	-	-	-	-	-	-	-	-	-	-	-	-	-	-	-	-	-
at Binghamton	11/15/15		dnp	-	-	-	-	-	-	-	-	-	-	-	-	-	-	-	-	-
at Fairleigh Dickinson	11/18/15		dnp	-	-	-	-	-	-	-	-	-	-	-	-	-	-	-	-	-
at George Washington	11/22/15		dnp	-	-	-	-	-	-	-	-	-	-	-	-	-	-	-	-	-
at Tennessee	11/24/15		dnp	-	-	-	-	-	-	-	-	-	-	-	-	-	-	-	-	-
ARKANSAS - PINE BLUFF	11/27/15		dnp	-	-	-	-	-	-	-	-	-	-	-	-	-	-	-	-	-
GARDNER-WEBB	11/28/15		dnp	-	-	-	-	-	-	-	-	-	-	-	-	-	-	-	-	-
at Maine	12/02/15		dnp	-	-	-	-	-	-	-	-	-	-	-	-	-	-	-	-	-
at Bryant	12/08/15		dnp	-	-	-	-	-	-	-	-	-	-	-	-	-	-	-	-	-
at Air Force	12/12/15		dnp	-	-	-	-	-	-	-	-	-	-	-	-	-	-	-	-	-
MARIST	12/20/15		dnp	-	-	-	-	-	-	-	-	-	-	-	-	-	-	-	-	-
MONMOUTH	12/28/15		dnp	-	-	-	-	-	-	-	-	-	-	-	-	-	-	-	-	-
at Lehigh	12/30/15		dnp	-	-	-	-	-	-	-	-	-	-	-	-	-	-	-	-	-
BUCKNELL	01/02/16		dnp	-	-	-	-	-	-	-	-	-	-	-	-	-	-	-	-	-
LAFAYETTE	01/06/16		dnp	-	-	-	-	-	-	-	-	-	-	-	-	-	-	-	-	-
at Loyola Maryland	1/9/16		dnp	-	-	-	-	-	-	-	-	-	-	-	-	-	-	-	-	-
at Colgate	1/13/16		dnp	-	-	-	-	-	-	-	-	-	-	-	-	-	-	-	-	-
AMERICAN	1/17/16	1		0-1	.000	0-0	.000	0-0	.000	0	0	0	0.0	0	0	0	0	0	0	0.0
at Holy Cross	01/20/16		dnp	-	-	-	-	-	-	-	-	-	-	-	-	-	-	-	-	-
BOSTON UNIVERSITY	01/27/16		dnp	-	-	-	-	-	-	-	-	-	-	-	-	-	-	-	-	-
at Bucknell	1/30/16	4		0-0	.000	0-0	.000	1-4	.250	0	1	1	0.5	0	0	1	0	1	1	0.5
NAVY	02/01/16		dnp	-	-	-	-	-	-	-	-	-	-	-	-	-	-	-	-	-
at Lafayette	02/03/16		dnp	-	-	-	-	-	-	-	-	-	-	-	-	-	-	-	-	-
LOYOLA MARYLAND	2/6/16		dnp	-	-	-	-	-	-	-	-	-	-	-	-	-	-	-	-	-
COLGATE	02/08/16		dnp	-	-	-	-	-	-	-	-	-	-	-	-	-	-	-	-	-
at American	02/13/16		dnp	-	-	-	-	-	-	-	-	-	-	-	-	-	-	-	-	-
HOLY CROSS	02/17/16		dnp	-	-	-	-	-	-	-	-	-	-	-	-	-	-	-	-	-
at Navy	02/20/16		dnp	-	-	-	-	-	-	-	-	-	-	-	-	-	-	-	-	-
at Boston University	02/23/16		dnp	-	-	-	-	-	-	-	-	-	-	-	-	-	-	-	-	-
LEHIGH	02/27/16		dnp	-	-	-	-	-	-	-	-	-	-	-	-	-	-	-	-	-
COLGATE	03/03/16		dnp	-	-	-	-	-	-	-	-	-	-	-	-	-	-	-	-	-
Totals		0	5	0-1	.000	0-0	.000	1-4	.250	0	1	1	0.5	0	0	1	0	1	1	0.5

Season	gp-gs	min/avg	Total		3-Point		F-Throws		Rebounds				pf	fo	ast	to	blk	stl	Scoring	
			fg-fga	pct	fg-fga	pct	ft-fa	pct	off	def	tot	avg							pts	avg
2015-16	2-0	5/2.5	0-1	.000	0-0	.000	1-4	.250	0	1	1	0.5	0	0	0	1	0	1	1	0.5
TOTAL	2-0	5/2.5	0-1	.000	0-0	.000	1-4	.250	0	1	1	0.5	0	0	0	1	0	1	1	0.5

10 KENNEDY EDWARDS

Junior
Forward | 6-6 | 215
Northridge, Calif. / Notre Dame
USMAPS

CAREER HIGHS

Category	No.	Opponent	Date
Points:	21	at Maine	12/2/15
Rebounds:	9	Loyola	2/6/16
		Monmouth	12/28/15
		Ark - Pine Bluff	11/27/15
Assists:	3	at Lehigh	12/30/15
Steals:	3	at Maine	12/2/15
Blocks:	2	Colgate	2/8/16
		Loyola	2/6/16
FG made:	8	Ark - Pine Bluff	11/27/15
		at Maine	12/2/15
FG attempts:	12	Ark - Pine Bluff	11/27/15
3FG made:	4	at Maine	12/2/15
3FG attempts:	5	at Bucknell	1/30/16
		at Maine	12/2/15
FT made:	6	at Delaware	12/03/14
FT attempts:	8	at Delaware	12/03/14

Opponent	Date	gs	min	Total		3-Pointers		Free throws		Rebounds				pf	a	t/o	blk	stl	pts	avg
				fg-fga	pct	3fg-fga	pct	ft-fa	pct	off	def	tot	avg							
FERRUM COLLEGE	11/13/15	15		1-4	.250	1-1	1.000	0-0	.000	0	0	0	0.0	1	2	0	0	1	3	3.0
at Binghamton	11/15/15	15		2-7	.286	2-4	.500	0-0	.000	1	4	5	2.5	4	2	1	0	1	6	4.5
at Fairleigh Dickinson	11/18/15	12		0-0	.000	0-0	.000	0-0	.000	0	3	3	2.7	0	0	2	0	0	0	3.0
at George Washington	11/22/15	17		3-5	.600	2-4	.500	1-2	.500	3	2	5	3.3	2	0	1	0	1	9	4.5
at Tennessee	11/24/15	12		3-6	.500	0-1	.000	2-2	1.000	1	1	2	3.0	2	0	2	1	0	8	5.2
ARKANSAS - PINE BLUFF	11/27/15	22		8-12	.667	1-2	.500	0-0	.000	4	5	9	4.0	2	1	1	0	1	17	7.2
GARDNER-WEBB	11/28/15	21		2-4	.500	1-2	.500	1-2	.500	1	5	6	4.3	1	1	1	0	1	6	7.0
at Maine	12/02/15	28		8-11	.727	4-5	.800	1-2	.500	3	2	5	4.4	3	1	2	1	3	21	8.8
at Bryant	12/08/15		dnp	-	-	-	-	-	-	-	-	-	-	-	-	-	-	-	-	-
at Air Force	12/12/15	7		1-2	.500	0-0	.000	0-0	.000	0	1	1	4.0	2	0	1	0	0	2	8.0
MARIST	12/20/15	15		2-5	.400	0-1	.000	0-0	.000	3	0	3	3.9	2	0	2	0	0	4	7.6
MONMOUTH	12/28/15	20		4-8	.500	0-1	.000	4-6	.667	2	7	9	4.4	4	1	0	1	1	12	8.0
at Lehigh	12/30/15	18		1-3	.333	0-2	.000	0-0	.000	0	2	2	4.2	1	3	1	0	1	2	7.5
BUCKNELL	01/02/16	13		1-6	.167	0-1	.000	0-0	.000	2	0	2	4.0	2	0	0	1	2	2	7.1
LAFAYETTE	01/06/16	17		1-4	.250	0-2	.000	0-0	.000	0	4	4	4.0	1	0	1	0	0	2	6.7
at Loyola Maryland	1/9/16	15		3-8	.375	0-1	.000	1-1	1.000	2	0	2	3.9	2	2	1	0	0	7	6.7
at Colgate	1/13/16	10		0-2	.000	0-2	.000	0-0	.000	0	1	1	3.7	1	0	0	1	0	0	6.3
AMERICAN	1/17/16	15		1-2	.500	0-1	.000	0-0	.000	1	1	2	3.6	1	1	2	0	0	2	6.1
at Holy Cross	01/20/16	13		4-7	.571	1-1	1.000	2-2	1.000	2	0	2	3.5	2	0	0	0	1	11	6.3
BOSTON UNIVERSITY	01/27/16	15		1-6	.167	0-4	.000	2-3	.667	0	3	3	3.5	3	1	1	1	0	4	6.2
at Bucknell	1/30/16	19		2-10	.200	1-5	.200	2-2	1.000	0	1	1	3.4	1	0	1	0	0	7	6.3
NAVY	02/01/16	2		0-0	.000	0-0	.000	0-0	.000	0	1	1	3.2	0	0	0	0	0	0	6.0
at Lafayette	02/03/16		dnp	-	-	-	-	-	-	-	-	-	-	-	-	-	-	-	-	-
LOYOLA MARYLAND	2/6/16	24		2-4	.500	0-1	.000	3-7	.429	6	3	9	3.5	3	0	2	2	1	7	6.0
COLGATE	02/08/16	19		2-5	.400	0-1	.000	0-0	.000	2	3	5	3.6	4	0	0	2	0	4	5.9
at American	02/13/16	12		1-2	.500	0-1	.000	0-0	.000	0	2	2	3.5	1	0	0	1	1	2	5.8
HOLY CROSS	02/17/16	12		0-2	.000	0-1	.000	0-0	.000	0	3	3	3.5	1	0	0	0	0	0	5.5
at Navy	02/20/16	3		0-1	.000	0-0	.000	0-0	.000	0	0	0	3.3	0	0	1	0	0	0	5.3
at Boston University	02/23/16	8		0-2	.000	0-1	.000	0-4	.000	3	1	4	3.4	2	0	0	0	0	0	5.1
LEHIGH	02/27/16	13		1-2	.500	0-0	.000	0-0	.000	1	1	2	3.3	1	0	0	0	0	2	5.0
COLGATE	03/03/16	9		0-2	.000	0-2	.000	0-2	.000	0	4	4	3.3	1	1	0	0	0	0	4.8
Totals		0	421	54-132	.409	13-47	.277	19-35	.543	37	60	97	3.3	50	16	23	11	15	140	4.8

			Total		3-Point		F-Throws		Rebounds											Scoring	
Season	gp-gs	min/avg	fg-fga	pct	fg-fga	pct	ft-fa	pct	off	def	tot	avg	pf	fo	ast	to	blk	stl	pts	avg	
2014-15	4-0	55/13.8	8-17	.471	2-6	.333	7-11	.636	5	7	12	3.0	6	0	2	4	3	4	25	6.3	
2015-16	29-0	421/14.5	54-132	.409	13-47	.277	19-35	.543	37	60	97	3.3	50	0	16	23	11	15	140	4.8	
TOTAL	33-0	476/14.4	62-149	.416	15-53	.283	26-46	.565	42	67	109	3.3	56	0	18	27	14	19	165	5.0	

11 DYLAN COX

Senior Co-captain

Guard | 6-4 | 191

Cedar Park, Texas / Cedar Park

USMAPS

Holds Academy record for assists with 473 ... passed Randy Cozzens '85 (430 career assists) to take over the top spot on Feb. 3, 2016 at Lafayette ... ninth all-time in field-goal percentage (53.2 percent, 377-for-708) ... Cox and Cozzens are the only players in Academy history with at least 1,000 points, 500 rebounds, 400 assists and 50 steals ... four career double-doubles ... five career double digit rebounding performances ... became the 32nd player to score 1,000 career points against Lehigh (2/27/16) ... Patriot League Rookie of the Week (1/21/13) ... became the first freshman to reach 100 assists in a season since Randy Cozzens had 111 in 1981-82 ... led the team in assists in each of his four seasons.

CAREER HIGHS

Category	No.	Opponent	Date	Opponent	Date	gs	min	fg-fga	pct	3fg-fga	pct	ft-fa	pct	off	def	tot	avg	pf	a	t/o	blk	stl	pts	avg	
Points:	19	at Boston U.	1/29/14	FERRUM COLLEGE	11/13/15		dnp	-	-	-	-	-	-	-	-	-	-	-	-	-	-	-	-	-	
Rebounds:	10	Five Times		at Binghamton	11/15/15		dnp	-	-	-	-	-	-	-	-	-	-	-	-	-	-	-	-	-	
Assists:	11	at GW	11/22/15	at Fairleigh Dickinson	11/18/15	*	24	2-2	1.000	0-0	.000	6-10	.600	1	1	2	2.0	3	11	3	0	1	10	10.0	
		at FDU	11/18/15	at George Washington	11/22/15	*	27	3-9	.333	0-2	.000	1-5	.200	1	2	3	2.5	3	11	3	0	1	7	8.5	
Steals:	3	Six times		at Tennessee	11/24/15	*	27	1-10	.100	0-0	.000	0-0	.000	0	3	3	2.7	2	4	2	1	0	2	6.4	
Blocks:	3	at Bucknell	1/30/16	ARKANSAS - PINE BLUFF	11/27/15	*	20	0-5	.000	0-0	.000	3-4	.750	1	2	3	2.8	0	5	2	1	0	3	5.5	
		St. Francis Brooklyn	12/7/13	GARDNER-WEBB	11/28/15	*	35	4-5	.800	0-0	.000	2-3	.667	1	4	5	3.2	3	9	2	0	2	10	6.4	
FG made:	8	Lehigh	2/27/16	at Maine	12/02/15	*	25	3-5	.600	0-0	.000	2-3	.667	0	4	4	3.3	1	4	3	1	2	8	6.7	
		at Boston U.	1/29/14	at Bryant	12/08/15	*	24	4-4	1.000	0-0	.000	0-0	.000	1	4	5	3.6	2	7	3	0	1	8	6.9	
FG attempts:	12	Bucknell	2/15/15	at Air Force	12/12/15	*	13	0-3	.000	0-2	.000	0-0	.000	0	0	0	3.1	5	1	4	0	1	0	6.0	
		Delaware	11/19/13	MARIST	12/20/15	*	30	6-8	.750	2-2	1.000	2-2	1.000	2	1	3	3.1	3	6	1	1	0	16	7.1	
3FG made:	2	Six Times		MONMOUTH	12/28/15	*	25	2-3	.667	0-1	.000	1-2	.500	1	1	2	3.0	4	4	3	0	1	5	6.9	
3FG attempts:	4	Lehigh	2/3/13	at Lehigh	12/30/15	*	27	4-5	.800	0-0	.000	0-0	.000	0	3	3	3.0	1	3	2	1	0	8	7.0	
FT made:	8	Loyola	2/6/16	BUCKNELL	01/02/16	*	28	4-7	.571	0-1	.000	0-0	.000	1	4	5	3.2	2	4	1	0	0	8	7.1	
FT attempts:	11	American	2/22/15	LAFAYETTE	01/06/16	*	28	3-5	.600	1-2	.500	5-7	.714	0	2	2	3.1	2	3	3	0	1	12	7.5	
				at Loyola Maryland	1/9/16	*	22	1-5	.200	0-1	.000	0-0	.000	0	5	5	3.2	4	2	3	0	2	2	7.1	
				at Colgate	1/13/16	*	28	5-9	.556	0-1	.000	2-3	.667	2	2	4	3.3	1	3	3	0	1	12	7.4	
				AMERICAN	1/17/16	*	26	4-8	.500	0-0	.000	4-4	1.000	3	6	9	3.6	0	4	1	1	2	12	7.7	
				at Holy Cross	01/20/16	*	30	3-4	.750	0-0	.000	4-8	.500	1	8	9	3.9	2	4	3	0	0	10	7.8	
				BOSTON UNIVERSITY	01/27/16	*	26	1-6	.167	0-1	.000	0-0	.000	1	4	5	4.0	1	5	0	1	0	2	7.5	
				at Bucknell	1/30/16	*	22	1-2	.500	0-0	.000	1-2	.500	3	0	3	3.9	1	5	4	3	2	3	7.3	
				NAVY	02/01/16	*	34	1-9	.111	0-0	.000	4-4	1.000	3	4	7	4.1	5	3	3	1	1	6	7.2	
				at Lafayette	02/03/16	*	35	6-7	.857	0-0	.000	1-1	1.000	1	2	3	4.0	3	3	0	1	0	13	7.5	
				LOYOLA MARYLAND	2/6/16	*	42	4-7	.571	1-1	1.000	8-8	1.000	5	5	10	4.3	5	5	2	1	1	17	7.9	
				COLGATE	02/08/16	*	28	2-3	.667	0-0	.000	3-3	1.000	1	1	2	4.2	1	4	1	0	0	7	7.9	
				at American	02/13/16	*	31	3-7	.429	0-0	.000	2-2	1.000	2	6	8	4.4	2	5	2	0	0	8	7.9	
				HOLY CROSS	02/17/16	*	22	3-4	.750	0-0	.000	4-5	.800	0	2	2	4.3	2	5	1	1	2	10	8.0	
				at Navy	02/20/16	*	40	3-9	.333	1-2	.500	2-6	.333	2	3	5	4.3	3	8	3	1	0	9	8.0	
				at Boston University	02/23/16	*	33	4-7	.571	0-0	.000	0-0	.000	2	6	8	4.4	2	5	2	0	2	8	8.0	
				LEHIGH	02/27/16	*	30	8-9	.889	0-0	.000	0-0	.000	0	5	5	4.5	3	4	4	0	0	16	8.3	
				COLGATE	03/03/16	*	33	3-7	.429	0-1	.000	0-1	.000	1	4	5	4.5	1	4	3	0	0	6	8.2	
Totals							27	815	88-174	.506	5-17	.294	57-83	.687	36	94	130	4.5	67	141	67	15	23	238	8.2

Games played: 29
Minutes/game: 28.1
Points/game: 8.2
FG Pct: 50.6
3FG Pct: 29.4
FT Pct: 68.7

Rebounds/game: 4.5
Assists/game: 4.9
Turnovers/game: 2.3
Assist/turnover ratio: 2.1
Steals/game: 0.8
Blocks/game: 0.5

			Total		3-Point		F-Throws		Rebounds											Scoring	
Season	gp-gs	min/avg	fg-fga	pct	fg-fga	pct	ft-fa	pct	off	def	tot	avg	pf	fo	ast	to	blk	stl	pts	avg	
2012-13	31-31	727/23.5	66-131	.504	13-32	.406	36-55	.655	51	104	155	5.0	54	1	100	57	11	25	181	5.8	
2013-14	31-31	712/23.0	112-200	.560	14-33	.424	59-104	.567	52	79	131	4.2	61	2	88	56	13	17	297	9.6	
2014-15	30-27	834/27.8	111-203	.547	5-30	.167	75-113	.664	44	96	140	4.7	80	2	144	75	7	33	302	10.1	
2015-16	29-27	815/28.1	88-174	.506	5-17	.294	57-83	.687	36	94	130	4.5	67	3	141	67	15	23	238	8.2	
TOTAL	121-116	3088/25.5	377-708	.532	37-112	.330	227-355	.639	183	373	556	4.6	262	8	473	255	46	98	1018	8.4	

20 MAC HOFFMAN

Junior
Forward | 6-8 | 213
Pleasanton, Calif. / De La Salle

CAREER HIGHS

Category	No.	Opponent	Date
Points:	9	at Bucknell	2/15/14
Rebounds:	8	at Colgate	1/13/16
		at Holy Cross	1/14/15
Assists:	3	at Lehigh	12/30/15
Steals:	2	American	1/17/16
		at American	1/26/15
Blocks:	2	at Bucknell	1/30/16
FG made:	3	at Bucknell	2/15/14
		Gardner-Webb	11/28/15
FG attempts:	6	at Bucknell	2/15/14
3FG made:	3	at Bucknell	2/15/14
3FG attempts:	5	at Bucknell	2/15/14
FT made:	5	American	1/17/16
FT attempts:	6	American	1/17/16

CAREER NOTES

Made first-career start against American (1/17/16).

Opponent	Date	gs	min	Total		3-Pointers		Free throws		Rebounds				pf	a	t/o	blk	stl	pts	avg
				fg-fga	pct	3fg-fga	pct	ft-fa	pct	off	def	tot	avg							
FERRUM COLLEGE	11/13/15	10	1-1	1.000	0-0	.000	0-0	.000	1	1	2	2.0	2	0	0	0	0	0	2	2.0
at Binghamton	11/15/15	8	0-0	.000	0-0	.000	0-0	.000	0	0	0	1.0	3	0	0	0	0	0	0	1.0
at Fairleigh Dickinson	11/18/15	12	2-2	1.000	0-0	.000	0-0	.000	0	1	1	1.0	3	0	2	0	0	4	2.0	
at George Washington	11/22/15	17	0-2	.000	0-0	.000	0-0	.000	0	1	1	1.0	3	0	2	0	0	0	0	1.5
at Tennessee	11/24/15	9	1-1	1.000	0-0	.000	0-0	.000	1	2	3	1.4	0	0	0	0	0	2	1.6	
ARKANSAS - PINE BLUFF	11/27/15	11	0-0	.000	0-0	.000	0-0	.000	1	0	1	1.3	1	0	1	0	1	0	1.3	
GARDNER-WEBB	11/28/15	11	3-3	1.000	0-0	.000	0-0	.000	1	2	3	1.6	3	0	0	0	0	0	6	2.0
at Maine	12/02/15	8	0-1	.000	0-0	.000	0-0	.000	0	3	3	1.8	2	1	0	0	0	0	1	1.8
at Bryant	12/08/15	15	0-1	.000	0-0	.000	0-0	.000	0	3	3	1.9	2	1	0	0	0	0	0	1.6
at Air Force	12/12/15	9	0-0	.000	0-0	.000	0-0	.000	0	2	2	1.9	2	1	1	0	0	0	0	1.4
	12/20/15	6	0-1	.000	0-1	.000	2-4	.500	1	2	3	2.0	3	0	0	0	0	2	1.5	
MARIST	12/28/15	6	0-1	.000	0-0	.000	0-0	.000	4	0	4	2.2	2	2	1	0	0	0	0	1.3
MONMOUTH	12/28/15	6	0-1	.000	0-0	.000	0-0	.000	1	2	3	2.2	4	3	1	0	1	3	1.5	
at Lehigh	12/30/15	18	1-1	1.000	1-1	1.000	0-0	.000	1	2	3	2.2	4	3	1	0	1	3	1.5	
BUCKNELL	01/02/16	9	0-0	.000	0-0	.000	0-0	.000	0	3	3	2.3	2	1	1	0	0	0	1.4	
LAFAYETTE	01/06/16	11	0-1	.000	0-0	.000	0-0	.000	0	4	4	2.4	3	0	0	0	0	0	0	1.3
at Loyola Maryland	1/9/16	12	0-1	.000	0-0	.000	0-1	.000	3	3	6	2.6	0	1	0	1	0	0	0	1.2
at Colgate	1/13/16	16	2-4	.500	0-0	.000	1-2	.500	3	5	8	2.9	2	1	2	0	0	5	1.4	
AMERICAN	1/17/16	* 23	0-1	.000	0-0	.000	5-6	.833	3	2	5	3.1	4	0	0	1	2	5	1.6	
at Holy Cross	01/20/16	* 17	1-1	1.000	0-0	.000	1-1	1.000	1	1	2	3.0	2	0	0	0	0	3	1.7	
BOSTON UNIVERSITY	01/27/16	* 23	0-3	.000	0-1	.000	2-2	1.000	0	4	4	3.1	0	1	0	0	1	2	1.7	
at Bucknell	1/30/16	* 14	2-4	.500	0-0	.000	0-0	.000	2	3	5	3.1	1	1	1	2	0	4	1.8	
NAVY	02/01/16	* 12	0-0	.000	0-0	.000	0-0	.000	0	1	1	3.0	1	0	0	0	0	0	0	1.7
at Lafayette	02/03/16	6	0-0	.000	0-0	.000	0-0	.000	0	0	0	2.9	3	0	1	0	0	0	0	1.7
LOYOLA MARYLAND	2/6/16	10	0-2	.000	0-0	.000	0-0	.000	2	0	2	2.9	1	0	0	0	0	0	0	1.6
COLGATE	02/08/16	dnp	-	-	-	-	-	-	-	-	-	-	-	-	-	-	-	-	-	-
at American	02/13/16	dnp	-	-	-	-	-	-	-	-	-	-	-	-	-	-	-	-	-	-
HOLY CROSS	02/17/16	dnp	-	-	-	-	-	-	-	-	-	-	-	-	-	-	-	-	-	-
at Navy	02/20/16	dnp	-	-	-	-	-	-	-	-	-	-	-	-	-	-	-	-	-	-
at Boston University	02/23/16	dnp	-	-	-	-	-	-	-	-	-	-	-	-	-	-	-	-	-	-
LEHIGH	02/27/16	dnp	-	-	-	-	-	-	-	-	-	-	-	-	-	-	-	-	-	-
COLGATE	03/03/16	2	0-1	.000	0-0	.000	0-0	.000	0	0	0	2.8	1	0	0	0	0	0	0	1.5
Totals		5	295	13-32	.406	1-3	.333	11-16	.688	24	45	69	2.8	50	13	13	4	5	38	1.5

Games played: 25
Minutes/game: 11.8
Points/game: 1.5
FG Pct: 40.6
3FG Pct: 33.3
FT Pct: 68.8

Rebounds/game: 2.8
Assists/game: 0.5
Turnovers/game: 0.5
Assist/turnover ratio: 1.0
Steals/game: 0.2
Blocks/game: 0.2

			Total		3-Point		F-Throws		Rebounds											Scoring	
Season	gp-gs	min/avg	fg-fga	pct	fg-fga	pct	ft-fa	pct	off	def	tot	avg	pf	fo	ast	to	blk	stl	pts	avg	
2013-14	13-0	63/4.8	4-17	.235	4-15	.267	0-0	.000	3	6	9	0.7	10	0	2	8	0	2	12	0.9	
2014-15	18-0	149/8.3	8-22	.364	2-9	.222	4-5	.800	12	12	24	1.3	34	0	5	2	3	4	22	1.2	
2015-16	25-5	295/11.8	13-32	.406	1-3	.333	11-16	.688	24	45	69	2.8	50	0	13	13	4	5	38	1.5	
TOTAL	56-5	507/9.1	25-71	.352	7-27	.259	15-21	.714	39	63	102	1.8	94	0	20	23	7	11	72	1.3	

21 KYLE WILSON

Senior Co-captain
Guard/Forward | 6-4 | 207
Mission Viejo, Calif. / Trabuco Hills
USMAPS

2015-16 Third Team All-Patriot League ... Fourth all-time in scoring at Army (1,982 points) ... 40 career 20+ point games ... three career 30+ point games ... 2015 Barclays Center Classic All-Tournament Team ... 2014-15 Third Team All-Patriot League ... 2014-15 Lou Henson Award Mid-Season Watch List ... 2014-15 All-Military Classic presented by USAA Most Valuable Player and All-Tournament Team ... three-time Patriot League Player of the Week as a junior ... Lou Henson Award National Player of the Week (Nov. 17, 2014) ... scored 508 points as a junior to become the seventh player in program history to score at least 500 points in consecutive seasons ... unanimous 2013-14 First Team All-Patriot League selection ... 2013-14 All-Met Division I Second Team ... 2013-14 Second Team NABC All-District 13 ... 2012-13 Patriot League Rookie of the Year ... Army's third Patriot League Rookie of the Year and first since Alex Morris in 1993 ... 2012-13 Patriot League All-Rookie Team ... five-time Patriot League Rookie of the Week ... third on the freshman scoring list with 403 points, Army's highest-scoring plebe since Kenny Schwarz in 1982-83 (408) ... second all-time behind Gary Winton (1,022) with 973 points through freshman and sophomore seasons ... third Army player to have Patriot League All-Rookie and First Team All-Patriot League honors on his resume (Mark Lueking, George Tatum).

CAREER HIGHS

Category	No.	Opponent	Date	Opponent	Date	gs	min	fg-fga	pct	3fg-fga	pct	ft-fa	pct	off	def	tot	avg	pf	a	t/o	blk	stl	pts	avg
Points:	36	at FDU	11/18/15	FERRUM COLLEGE	11/13/15	*	20	6-9	.667	3-5	.600	0-0	.000	0	2	2	2.0	2	3	2	0	0	15	15.0
Rebounds:	8	Houston Baptist	11/30/13	at Binghamton	11/15/15	*	29	5-14	.357	3-9	.333	3-3	1.000	0	0	0	1.0	3	1	3	0	1	16	15.5
Assists:	6	at Houston Baptist	12/31/12	at Fairleigh Dickinson	11/18/15	*	32	13-17	.765	8-12	.667	2-2	1.000	0	3	3	1.7	2	1	2	0	0	36	22.3
		American	3/6/13	at George Washington	11/22/15	*	33	5-15	.333	3-8	.375	3-5	.600	1	1	2	1.8	1	1	3	0	0	16	20.8
Steals:	4	at Boston U.	1/29/14	at Tennessee	11/24/15	*	30	8-16	.500	5-11	.455	0-0	.000	1	0	1	1.6	2	2	4	0	1	21	20.8
Blocks:	3	Holy Cross	2/17/16	ARKANSAS - PINE BLUFF	11/27/15	*	24	5-12	.417	5-11	.455	0-0	.000	0	2	2	1.7	0	3	0	0	1	15	19.8
FG made:	13	at FDU	11/18/15	GARDNER-WEBB	11/28/15	*	36	5-13	.385	3-9	.333	7-9	.778	0	3	3	1.9	2	4	2	0	1	20	19.9
FG attempts:	25	at Lafayette	2/28/15	at Maine	12/02/15	*	32	5-19	.263	3-14	.214	4-4	1.000	0	4	4	2.1	1	2	3	0	1	17	19.5
3FG made:	8	at FDU	11/18/15	at Bryant	12/08/15	*	29	5-15	.333	4-13	.308	0-0	.000	1	4	5	2.4	3	3	1	0	1	14	18.9
3FG attempts:	15	Lafayette	1/6/16	at Air Force	12/12/15	*	33	6-11	.545	4-7	.571	3-6	.500	0	5	5	2.7	1	0	1	0	0	19	18.9
FT made:	14	Bucknell	1/19/14	MARIST	12/20/15	*	29	3-15	.200	2-13	.154	0-0	.000	0	1	1	2.5	3	1	0	0	0	8	17.9
FT attempts:	18	Bucknell	1/19/14	MONMOUTH	12/28/15	*	30	5-14	.357	4-10	.400	7-8	.875	1	4	5	2.8	2	2	2	0	0	21	18.2
				at Lehigh	12/30/15	*	25	6-11	.545	5-10	.500	0-0	.000	0	0	0	2.5	3	0	2	0	0	17	18.1
				BUCKNELL	01/02/16	*	32	7-14	.500	5-10	.500	2-2	1.000	0	3	3	2.6	1	1	3	0	0	21	18.3
				LAFAYETTE	01/06/16	*	33	8-20	.400	4-15	.267	1-1	1.000	0	2	2	2.5	1	3	4	1	0	21	18.5
				at Loyola Maryland	1/9/16	*	30	4-11	.364	1-6	.167	6-6	1.000	2	0	2	2.5	3	0	0	0	1	15	18.3
				at Colgate	1/13/16	*	28	3-11	.273	1-6	.167	2-2	1.000	0	0	0	2.4	0	1	4	0	1	9	17.7
				AMERICAN	1/17/16	*	36	5-22	.227	2-9	.222	0-1	.000	1	6	7	2.6	2	2	0	0	0	12	17.4
				at Holy Cross	01/20/16	*	31	3-16	.188	2-10	.200	0-0	.000	0	2	2	2.6	4	1	2	0	1	8	16.9
				BOSTON UNIVERSITY	01/27/16	*	36	8-18	.444	2-9	.222	7-7	1.000	0	3	3	2.6	2	2	2	0	0	25	17.3
				at Bucknell	1/30/16	*	27	5-15	.333	2-9	.222	0-0	.000	0	1	1	2.5	0	2	0	1	0	12	17.0
				NAVY	02/01/16	*	34	2-10	.200	0-6	.000	0-0	.000	0	0	0	2.4	0	1	1	0	1	4	16.5
				at Lafayette	02/03/16	*	38	8-19	.421	2-8	.250	2-2	1.000	2	4	6	2.6	1	2	4	0	0	20	16.6
				LOYOLA MARYLAND	2/6/16	*	43	7-18	.389	3-7	.429	5-6	.833	0	2	2	2.5	1	2	3	0	0	22	16.8
				COLGATE	02/08/16	*	33	4-10	.400	3-7	.429	2-4	.500	0	1	1	2.5	4	0	1	0	0	13	16.7
				at American	02/13/16	*	33	5-12	.417	3-8	.375	1-2	.500	0	0	0	2.4	3	1	3	1	0	14	16.6
				HOLY CROSS	02/17/16	*	35	5-10	.500	5-9	.556	4-6	.667	0	1	1	2.3	0	1	0	3	0	19	16.7
				at Navy	02/20/16	*	47	4-16	.250	3-10	.300	0-0	.000	0	1	1	2.3	4	3	3	0	0	11	16.5
				at Boston University	02/23/16	*	35	5-14	.357	1-7	.143	4-4	1.000	0	2	2	2.3	2	2	2	0	1	15	16.4
				LEHIGH	02/27/16	*	35	3-14	.214	3-10	.300	0-0	.000	1	2	3	2.3	2	2	0	2	0	9	16.2
				COLGATE	03/03/16	*	33	5-12	.417	2-5	.400	4-4	1.000	0	3	3	2.3	1	2	0	1	1	16	16.2
Totals							31	1001	.379	96-283	.339	69-84	.821	10	62	72	2.3	56	51	57	9	12	501	16.2

Games played: 31
Minutes/game: 32.3
Points/game: 16.2
FG Pct: 37.9
3FG Pct: 33.9
FT Pct: 82.1

Rebounds/game: 2.3
Assists/game: 1.6
Turnovers/game: 1.8
Assist/turnover ratio: 0.9
Steals/game: 0.4
Blocks/game: 0.3

			Total		3-Point		F-Throws		Rebounds											Scoring	
Season	gp-gs	min/avg	fg-fga	pct	fg-fga	pct	ft-fa	pct	off	def	tot	avg	pf	fo	ast	to	blk	stl	pts	avg	
2012-13	31-12	813/26.2	151-334	.452	37-89	.416	64-79	.810	15	55	70	2.3	44	0	57	58	0	14	403	13.0	
2013-14	31-30	959/30.9	189-427	.443	63-145	.434	129-163	.791	15	65	80	2.6	50	0	45	64	3	17	570	18.4	
2014-15	29-26	939/32.4	171-445	.384	74-219	.338	92-117	.786	14	69	83	2.9	51	0	54	77	3	23	508	17.5	
2015-16	31-31	1001/32.3	168-443	.379	96-283	.339	69-84	.821	10	62	72	2.3	56	0	51	57	9	12	501	16.2	
TOTAL	122-99	3712/30.4	679-1649	.412	270-736	.367	354-443	.799	54	251	305	2.5	201	0	207	256	15	66	1982	16.2	

25 LUKE MORRISON

Sophomore
Forward | 6-6 | 218
Charlotte, N.C./Northside Christian Academy
USMAPS

CAREER HIGHS

Category	No.	Opponent	Date
Points:	15	Coast Guard	12/28/14
Rebounds:	7	at USC	12/13/14
Assists:	2	Coast Guard	12/28/14
		at Marist	11/22/14
		VMI	11/15/14
Steals:	4	at Bucknell	1/30/16
Blocks:	1	Five times	
FG made:	5	at Bucknell	1/30/16
		Coast Guard	12/28/14
FG attempts:	11	Navy	2/1/16
		at Bucknell	1/30/16
3FG made:	5	Coast Guard	12/28/14
3FG attempts:	9	Navy	2/1/16
FT made:	2	Loyola	2/6/16
		Boston U.	1/27/16
		at Colgate	1/13/16
FT attempts:	3	at Holy Cross	1/14/15
		at USC	12/13/14

CAREER NOTES

Five career double-digit scoring games.

Opponent	Date	gs	min	Total		3-Pointers		Free throws		Rebounds				pf	a	t/o	blk	stl	pts	avg
				fg-fga	pct	3fg-fga	pct	ft-fa	pct	off	def	tot	avg							
FERRUM COLLEGE	11/13/15	4		0-1	.000	0-0	.000	0-0	.000	0	1	1	1.0	1	0	2	0	0	0	0.0
at Binghamton	11/15/15	dnp		-	-	-	-	-	-	-	-	-	-	-	-	-	-	-	-	-
at Fairleigh Dickinson	11/18/15	dnp		-	-	-	-	-	-	-	-	-	-	-	-	-	-	-	-	-
at George Washington	11/22/15	dnp		-	-	-	-	-	-	-	-	-	-	-	-	-	-	-	-	-
at Tennessee	11/24/15	dnp		-	-	-	-	-	-	-	-	-	-	-	-	-	-	-	-	-
ARKANSAS - PINE BLUFF	11/27/15	3	0-0	.000	0-0	.000	0-0	.000	0	0	0	0	0.5	2	0	1	0	1	0	0.0
GARDNER-WEBB	11/28/15	dnp		-	-	-	-	-	-	-	-	-	-	-	-	-	-	-	-	-
at Maine	12/02/15	dnp		-	-	-	-	-	-	-	-	-	-	-	-	-	-	-	-	-
at Bryant	12/08/15	14	1-4	.250	1-3	.333	0-0	.000	0	3	3	1.3	4	1	0	0	1	3	1.0	
at Air Force	12/12/15	dnp		-	-	-	-	-	-	-	-	-	-	-	-	-	-	-	-	-
MARIST	12/20/15	dnp		-	-	-	-	-	-	-	-	-	-	-	-	-	-	-	-	-
MONMOUTH	12/28/15	dnp		-	-	-	-	-	-	-	-	-	-	-	-	-	-	-	-	-
at Lehigh	12/30/15	dnp		-	-	-	-	-	-	-	-	-	-	-	-	-	-	-	-	-
BUCKNELL	01/02/16	dnp		-	-	-	-	-	-	-	-	-	-	-	-	-	-	-	-	-
LAFAYETTE	01/06/16	dnp		-	-	-	-	-	-	-	-	-	-	-	-	-	-	-	-	-
at Loyola Maryland	1/9/16	2	0-0	.000	0-0	.000	0-0	.000	0	0	0	1.0	0	0	0	0	0	0	0.8	
at Colgate	1/13/16	9	1-5	.200	1-3	.333	2-2	1.000	1	1	2	1.2	0	0	0	0	1	5	1.6	
AMERICAN	1/17/16	12	3-4	.750	1-2	.500	0-0	.000	0	2	2	1.3	2	0	0	0	1	7	2.5	
at Holy Cross	01/20/16	18	2-5	.400	0-1	.000	0-0	.000	2	3	5	1.9	3	1	1	0	0	4	2.7	
BOSTON UNIVERSITY	01/27/16	17	3-9	.333	1-5	.200	2-2	1.000	3	0	3	2.0	3	1	2	0	0	9	3.5	
at Bucknell	1/30/16	14	5-11	.455	3-6	.500	0-0	.000	2	3	5	2.3	3	0	1	0	4	13	4.6	
NAVY	02/01/16	18	4-11	.364	3-9	.333	0-0	.000	3	0	3	2.4	0	0	2	0	0	11	5.2	
at Lafayette	02/03/16	17	1-9	.111	1-4	.250	0-0	.000	0	1	1	2.3	1	1	0	0	1	3	5.0	
LOYOLA MARYLAND	2/6/16	13	1-3	.333	0-1	.000	2-2	1.000	3	0	3	2.3	2	1	2	0	0	4	4.9	
COLGATE	02/08/16	10	3-5	.600	2-3	.667	0-0	.000	1	2	3	2.4	1	0	0	0	0	8	5.2	
at American	02/13/16	6	0-1	.000	0-1	.000	0-0	.000	0	0	0	2.2	1	0	2	0	1	0	4.8	
HOLY CROSS	02/17/16	5	0-3	.000	0-0	.000	0-0	.000	1	2	3	2.3	1	0	2	0	0	0	4.5	
at Navy	02/20/16	11	1-4	.250	0-1	.000	0-0	.000	2	0	2	2.3	1	0	0	0	0	2	4.3	
at Boston University	02/23/16	7	4-8	.500	3-5	.600	0-0	.000	1	1	2	2.2	0	0	0	0	0	11	4.7	
LEHIGH	02/27/16	8	3-4	.750	1-2	.500	1-1	1.000	1	0	1	2.2	0	0	2	0	1	8	4.9	
COLGATE	03/03/16	6	2-4	.500	1-2	.500	0-0	.000	0	1	1	2.1	1	0	1	0	0	5	4.9	
Totals		0	194	34-91	.374	18-48	.375	7-7	1.000	20	20	40	2.1	26	5	18	0	11	93	4.9

30 JORDAN FOX

Freshman
Guard | 6-1 | 184
Jackson County, Ky. / Jackson County
USMAPS

CAREER HIGHS

Category	No.	Opponent	Date
Points:	9	Ferrum	11/13/15
Rebounds:	3	at Loyola	1/9/16
		Ferrum	11/13/15
		at Binghamton	11/15/15
Assists:	6	at Maine	12/2/15
Steals:	2	Four Times	
Blocks:	1	at Lehigh	12/30/15
		at Binghamton	11/15/15
FG made:	3	Ferrum	11/13/15
FG attempts:	6	at Air Force	12/14/15
		Ferrum	11/13/15
3FG made:	2	Lafayette	1/6/16
3FG attempts:	4	Lafayette	1/6/16
FT made:	3	Ferrum	11/13/15
		Ark - Pine Bluff	11/27/15
FT attempts:	4	at Binghamton	11/15/15
		Ark - Pine Bluff	11/27/15

Opponent	Date	gs	min	Total		3-Pointers		Free throws		Rebounds				pf	a	t/o	blk	stl	pts	avg
				fg-fga	pct	3fg-fga	pct	ft-fa	pct	off	def	tot	avg							
FERRUM COLLEGE	11/13/15	*	19	3-6	.500	0-0	.000	3-3	1.000	1	2	3	3.0	1	2	2	0	2	9	9.0
at Binghamton	11/15/15	*	24	0-3	.000	0-1	.000	2-4	.500	0	3	3	3.0	2	5	3	1	0	2	5.5
at Fairleigh Dickinson	11/18/15	*	16	0-2	.000	0-0	.000	0-0	.000	0	1	1	2.3	1	5	4	0	0	0	3.7
at George Washington	11/22/15		13	1-1	1.000	0-0	.000	0-0	.000	0	1	1	2.0	2	1	1	0	0	2	3.3
at Tennessee	11/24/15		13	1-2	.500	0-1	.000	0-0	.000	1	1	2	2.0	1	2	1	0	0	2	3.0
ARKANSAS - PINE BLUFF	11/27/15		14	2-5	.400	1-1	1.000	3-4	.750	1	0	1	1.8	1	4	2	0	0	8	3.8
GARDNER-WEBB	11/28/15		10	0-2	.000	0-1	.000	2-2	1.000	0	0	0	1.6	3	1	1	0	1	2	3.6
at Maine	12/02/15		15	2-2	1.000	1-1	1.000	0-0	.000	1	1	2	1.6	3	6	2	0	0	5	3.8
at Bryant	12/08/15		14	2-2	1.000	1-1	1.000	0-0	.000	0	1	1	1.6	1	4	0	0	0	5	3.9
at Air Force	12/12/15		18	2-6	.333	0-2	.000	0-0	.000	0	1	1	1.5	2	5	1	0	2	4	3.9
MARIST	12/20/15		9	0-2	.000	0-2	.000	0-0	.000	0	1	1	1.5	2	2	0	0	0	0	3.5
MONMOUTH	12/28/15		15	0-2	.000	0-1	.000	0-0	.000	1	0	1	1.4	3	4	3	0	0	0	3.3
at Lehigh	12/30/15		13	1-1	1.000	0-0	.000	0-0	.000	0	2	2	1.5	0	2	2	1	1	2	3.2
BUCKNELL	01/02/16		12	0-1	.000	0-0	.000	2-2	1.000	0	1	1	1.4	1	1	0	0	0	2	3.1
LAFAYETTE	01/06/16		12	2-4	.500	2-4	.500	0-0	.000	0	1	1	1.4	2	2	0	0	1	6	3.3
at Loyola Maryland	1/9/16		16	2-3	.667	0-1	.000	0-0	.000	0	3	3	1.5	1	3	0	0	2	4	3.3
at Colgate	1/13/16		11	1-2	.500	0-0	.000	0-0	.000	0	1	1	1.5	1	1	1	0	1	2	3.2
AMERICAN	1/17/16		13	2-2	1.000	0-0	.000	0-0	.000	0	1	1	1.4	0	2	1	0	0	4	3.3
at Holy Cross	01/20/16		8	0-1	.000	0-0	.000	3-4	.750	0	0	0	1.4	1	0	1	0	0	3	3.3
BOSTON UNIVERSITY	01/27/16		14	1-1	1.000	1-1	1.000	2-2	1.000	1	0	1	1.4	2	1	4	0	2	5	3.4
at Bucknell	1/30/16		7	1-3	.333	0-0	.000	0-0	.000	0	0	0	1.3	1	2	2	0	0	2	3.3
NAVY	02/01/16		6	1-2	.500	0-0	.000	0-0	.000	0	0	0	1.2	2	0	0	0	0	2	3.2
at Lafayette	02/03/16		11	1-2	.500	0-1	.000	0-0	.000	0	0	0	1.2	2	1	1	0	1	2	3.2
LOYOLA MARYLAND	2/6/16		8	0-2	.000	0-1	.000	0-0	.000	0	0	0	1.1	2	1	0	0	0	0	3.0
COLGATE	02/08/16		12	1-2	.500	0-1	.000	0-0	.000	0	2	2	1.2	1	4	0	0	0	2	3.0
at American	02/13/16		8	0-0	.000	0-0	.000	0-0	.000	0	1	1	1.2	2	3	1	0	1	0	2.9
HOLY CROSS	02/17/16		16	1-3	.333	0-1	.000	0-0	.000	0	1	1	1.1	1	5	2	0	1	2	2.9
at Navy	02/20/16		10	2-3	.667	1-1	1.000	0-0	.000	0	0	0	1.1	1	0	1	0	0	5	2.9
at Boston University	02/23/16		7	0-1	.000	0-1	.000	0-0	.000	0	1	1	1.1	3	1	0	0	0	0	2.8
LEHIGH	02/27/16		6	1-2	.500	0-0	.000	0-0	.000	0	1	1	1.1	0	1	0	0	0	2	2.8
COLGATE	03/03/16		7	0-0	.000	0-0	.000	0-0	.000	0	0	0	1.1	0	1	0	0	0	0	2.7
Totals		3	377	30-70	.429	7-23	.304	17-21	.810	6	27	33	1.1	45	72	36	2	15	84	2.7

Season	gp-gs	min/avg	Total		3-Point		F-Throws		Rebounds			
--------	-------	---------	-------	--	---------	--	----------	--	----------	--	--	--

31 KEVIN FERGUSON

Senior
Center | 6-10 | 200
Berkeley Heights, N.J. / Governor Livingston
USMAPS

2015-16 Second Team All-Patriot League and All-Defensive Team ... All-time leader in blocked shots (201) ... All-time leader in field-goal percentage (62.8 percent, 428-for-682) ... 16 career double-doubles ... eight career 20-point games ... 20 career double-digit rebounding games ... Co-Player of the Week by the Metropolitan Basketball Writers Association, Patriot League Men's Basketball Player of the Week, ECAC Division I Men's Basketball Player of the Week, American Sports Network Men's Basketball Player of the Week (2/22/16) ... 2015-16 College Sports Madness Preseason All-Patriot League Second Team ... 2014-15 College Sports Madness All-Patriot League Third Team ... College Hoops Daily 2014 Non-Conference Players of the Year Patriot League Team ... Patriot League Player of the Week (3/3/14) ... led the Patriot League in blocked shots with 2.5 per game as a sophomore ... 78 total blocks set the single-season Academy record ... occupies the top four spots on the single-season blocked shots list ... held Army's blocked shots record after his freshman season when he posted 35 rejections.

CAREER HIGHS

CAREER HIGHS								Total		3-Pointers		Free throws		Rebounds													
Category	No.	Opponent	Date	Opponent	Date	gs	min	fg-fga	pct	3fg-fga	pct	ft-fta	pct	off	def	tot	avg	pf	a	t/o	blk	stl	pts	avg			
Points:	25	Holy Cross	2/17/16	FERRUM COLLEGE	11/13/15	*	22	9-11	.818	0-0	.000	0-0	.000	5	3	8	8.0	1	0	0	0	0	18	18.0			
Rebounds:	19	at Navy	2/20/16	at Binghamton	11/15/15	*	27	4-4	1,000	0-0	.000	4-6	.667	3	5	8	8.0	4	1	1	1	0	12	15.0			
Assists:	6	at Holy Cross	2/12/14	at Fairleigh Dickinson	11/18/15	*	22	8-10	.800	0-0	.000	4-5	.800	5	4	9	8.3	4	2	3	0	2	20	16.7			
Steals:	2	Four Times		at George Washington	11/22/15	*	15	3-4	.750	0-0	.000	0-0	.000	1	0	1	6.5	5	0	0	0	0	6	14.0			
Blocks:	6	Five Times		at Tennessee	11/24/15	*	32	4-10	.400	0-0	.000	1-1	1,000	6	6	12	7.6	2	4	0	0	0	9	13.0			
FG made:	12	Holy Cross	2/17/16	ARKANSAS - PINE BLUFF	11/27/15	*	19	5-11	.455	0-0	.000	4-6	.667	8	4	12	8.3	2	1	1	0	0	14	13.2			
FG attempts:	16	Holy Cross	2/17/16	GARDNER-WEBB	11/28/15	*	34	7-12	.583	0-0	.000	3-4	.750	2	8	10	8.6	4	4	3	3	0	17	13.7			
FT made:	8	Colgate	2/8/16	at Maine	12/02/15	*	27	3-7	.429	0-0	.000	1-2	.500	3	2	5	8.1	2	0	0	6	0	7	12.9			
FT attempts:	8	Colgate	2/8/16	at Bryant	12/08/15	*	20	4-4	1,000	0-0	.000	0-1	.000	1	3	4	7.7	2	0	3	0	0	8	12.3			
	8	Colgate	2/8/16	at Air Force	12/12/15	*	27	2-7	.286	0-0	.000	3-6	.500	2	7	9	7.8	4	2	1	2	1	7	11.8			
		American	2/22/15	MARIST	12/20/15	*	31	5-9	.556	0-0	.000	3-7	.429	6	7	13	8.3	3	2	1	2	0	13	11.9			
		VMI	11/15/14	MONMOUTH	12/28/15	*	30	4-7	.571	0-0	.000	1-2	.500	4	9	13	8.7	2	1	2	3	0	9	11.7			
				at Lehigh	12/30/15	*	21	6-9	.667	0-0	.000	3-4	.750	3	4	7	8.5	4	1	2	0	0	15	11.9			
				BUCKNELL	01/02/16	*	30	6-10	.600	0-0	.000	3-5	.600	6	8	14	8.9	2	2	1	3	2	15	12.1			
				LAFAYETTE	01/06/16	*	28	3-4	.750	0-0	.000	0-0	.000	2	5	7	8.8	1	1	4	2	0	6	11.7			
				at Loyola Maryland	1/9/16	*	28	6-8	.750	0-0	.000	0-0	.000	1	5	6	8.6	2	2	1	0	1	12	11.8			
				at Colgate	1/13/16	*	16	0-1	.000	0-0	.000	0-0	.000	0	2	2	8.2	3	1	4	1	0	0	11.1			
				AMERICAN	1/17/16	dnp	-	-	-	-	-	-	-	-	-	-	-	-	-	-	-	-	-	-			
				at Holy Cross	01/20/16	dnp	-	-	-	-	-	-	-	-	-	-	-	-	-	-	-	-	-	-			
				BOSTON UNIVERSITY	01/27/16	dnp	-	-	-	-	-	-	-	-	-	-	-	-	-	-	-	-	-	-			
				at Bucknell	1/30/16	dnp	-	-	-	-	-	-	-	-	-	-	-	-	-	-	-	-	-	-			
				NAVY	02/01/16	19	2-3	.667	0-0	.000	0-0	.000	4	3	7	8.2	3	0	0	0	2	1	4	10.7			
				at Lafayette	02/03/16	*	31	7-11	.636	0-0	.000	3-4	.750	7	3	10	8.3	4	1	3	1	1	17	11.0			
				LOYOLA MARYLAND	2/6/16	*	35	6-13	.462	0-0	.000	5-7	.714	6	8	14	8.6	5	0	1	2	1	17	11.3			
				COLGATE	02/08/16	*	26	8-13	.615	0-0	.000	8-8	1,000	4	8	12	8.7	2	0	2	2	1	24	11.9			
				at American	02/13/16	*	33	8-10	.800	0-0	.000	4-6	.667	5	9	14	9.0	3	1	3	0	1	20	12.3			
				HOLY CROSS	02/17/16	*	35	12-16	.750	0-0	.000	1-1	1,000	5	8	13	9.1	3	0	4	1	1	25	12.8			
				at Navy	02/20/16	*	44	8-14	.571	0-0	.000	6-8	.750	7	12	19	9.5	4	2	2	1	1	22	13.2			
				at Boston University	02/23/16	*	33	6-11	.545	0-0	.000	6-8	.750	1	14	15	9.8	3	0	3	2	0	18	13.4			
				LEHIGH	02/27/16	31	6-13	.462	0-0	.000	2-4	.500	4	4	8	9.7	2	2	4	4	0	14	13.4				
				COLGATE	03/03/16	*	32	7-9	.778	0-0	.000	5-7	.714	4	6	10	9.7	2	1	2	2	1	19	13.6			
				Totals		25	748	149-241	.618	0-0	.000	70-102	.686	105	157	262	9.7	78	31	51	43	14	368	13.6			
Games played: 27												Rebounds/game: 9.7															
Minutes/game: 27.7												Assists/game: 1.1															
Points/game: 13.6												Turnovers/game: 1.9															
FG Pct: 61.8												Assist/turnover ratio: 0.6															
FT Pct: 68.6												Steals/game: 0.5															
												Blocks/game: 1.6															

			Total		3-Point		F-Throws		Rebounds										Scoring	
Season	gp-gs	min/avg	fg-fga	pct	fg-fga	pct	ft-fa	pct	off	def	tot	avg	pf	fo	ast	to	blk	stl	pts	avg
2012-13	31-11	384/12.4	44-74	.595	0-0	.000	21-39	.538	33	63	96	3.1	64	1	15	30	35	7	109	3.5
2013-14	31-31	841/27.1	119-185	.643	0-0	.000	44-66	.667	66	114	180	5.8	92	3	52	61	78	7	282	9.1
2014-15	30-30	779/26.0	116-182	.637	0-0	.000	55-87	.632	61	109	170	5.7	85	2	37	51	45	14	287	9.6
2015-16	27-25	748/27.7	149-241	.618	0-0	.000	70-102	.686	105	157	262	9.7	78	2	31	51	43	14	368	13.6
TOTAL	119-97	2752/23.1	428-682	.628	0-0	.000	190-294	.646	265	443	708	5.9	319	8	135	193	201	42	1046	8.8

32 TANNER PLOMB

Senior Co-captain
Forward | 6-7 | 204
Mukwonago, Wis. / East Troy

2015-16 First Team All-Patriot League ... 2015 Barclays Center Classic Most-Valuable Player and All-Tournament Team ... 2015-16 College Sports Madness Preseason All-Patriot League First Team ... 2014-15 Second Team All-Patriot League ... 2014 All-Military Classic presented by USAA All-Tournament Team ... 2014-15 College Sports Madness All-Patriot League Second Team ... seven career double-doubles ... 27 games with 20-plus points ... one 30-plus point game ... eight career double-digit rebounding games ... three-time Patriot League Player of the Week ... 14th all-time in scoring at Army (1,328 points).

CAREER HIGHS

category	No.	Opponent	Date	Opponent	Date	gs	min	fg-fga	pct	3fg-fga	pct	ft-fa	pct	off	def	tot	avg	pr	a	vo	blk	stl	pts	avg	
Points:	31	Gardner-Webb	11/28/15	FERRUM COLLEGE	11/13/15	*	20	7-14	.500	3-8	.375	0-0	.000	2	0	2	2.0	1	1	0	0	1	17	17.0	
Rebounds:	16	at FDU	11/18/15	at Binghamton	11/15/15	*	29	9-16	.563	4-9	.444	1-3	.333	0	8	8	5.0	2	1	1	0	3	23	20.0	
Assists:	5	at Lehigh	12/30/15	at Fairleigh Dickinson	11/18/15	*	30	6-13	.462	2-7	.286	2-4	.500	1	15	16	8.7	1	1	3	0	0	16	18.7	
		at Maine	12/13/13	at George Washington	11/22/15	*	31	10-18	.556	4-9	.444	3-6	.500	1	11	12	9.5	3	1	2	0	2	27	20.8	
Steals:	5	at Holy Cross	1/14/15	at Tennessee	11/24/15	*	32	8-19	.421	4-10	.400	4-5	.800	2	5	7	9.0	0	2	1	0	0	24	21.4	
Blocks:	3	at Holy Cross	1/14/15	ARKANSAS - PINE BLUFF	11/27/15	*	24	5-14	.357	2-6	.333	0-0	.000	2	7	9	9.0	1	2	0	0	3	12	19.8	
FG made:	11	at Holy Cross	1/15/14	GARDNER-WEBB	11/28/15	*	36	11-17	.647	7-9	.778	2-4	.500	0	6	6	8.6	2	3	3	0	0	31	21.4	
		Gardner-Webb	11/28/15	at Maine	12/02/15	*	31	6-19	.316	1-10	.100	0-0	.000	1	3	4	8.0	0	2	1	0	1	13	20.4	
				at Bryant	12/08/15	*	29	10-20	.500	6-12	.500	0-0	.000	0	5	5	7.7	0	1	0	1	2	26	21.0	
FG attempts:	28	Loyola	2/6/16	at Air Force	12/12/15	*	22	3-9	.333	2-5	.400	10-11	.909	0	3	3	7.2	2	2	2	0	1	18	20.7	
3FG made:	7	Gardner-Webb	11/28/15	MARIST	12/20/15	*	30	8-20	.400	3-11	.273	8-9	.889	0	0	0	6.5	2	0	0	0	1	27	21.3	
3FG attempts:	15	Loyola	2/6/16	MONMOUTH	12/28/15	*	33	9-20	.450	4-9	.444	5-8	.625	0	4	4	6.3	1	0	2	1	1	27	21.8	
FT made:	10	at Air Force	12/14/15	at Lehigh	12/30/15	*	32	9-19	.474	2-7	.286	3-4	.750	0	4	4	6.2	1	5	4	0	0	23	21.8	
		Bryant	12/9/14	BUCKNELL	01/02/16	*	31	8-23	.348	3-6	.500	4-5	.800	0	1	1	5.8	4	4	1	0	3	23	21.9	
FT attempts:	12	Bryant	12/9/14	LAFAYETTE	01/06/16	*	30	7-13	.538	4-8	.500	2-2	1.000	1	4	5	5.7	2	3	3	0	2	20	21.8	
				at Loyola Maryland	1/9/16	*	30	7-15	.467	2-5	.400	6-7	.857	1	7	8	5.9	1	0	2	1	0	22	21.8	
				at Colgate	1/13/16	dnp	-	-	-	-	-	-	-	-	-	-	-	-	-	-	-	-	-	-	
				AMERICAN	1/17/16	dnp	-	-	-	-	-	-	-	-	-	-	-	-	-	-	-	-	-	-	
				at Holy Cross	01/20/16	dnp	-	-	-	-	-	-	-	-	-	-	-	-	-	-	-	-	-	-	
				BOSTON UNIVERSITY	01/27/16	dnp	-	-	-	-	-	-	-	-	-	-	-	-	-	-	-	-	-	-	
				at Bucknell	1/30/16	dnp	-	-	-	-	-	-	-	-	-	-	-	-	-	-	-	-	-	-	
				NAVY	02/01/16		30	4-15	.267	2-10	.200	4-5	.800	0	3	3	5.7	3	3	3	0	0	14	21.4	
				at Lafayette	02/03/16	*	34	7-19	.368	3-11	.273	5-6	.833	1	9	10	5.9	2	2	2	2	0	22	21.4	
				LOYOLA MARYLAND	2/6/16	*	43	10-28	.357	3-15	.200	2-4	.500	0	4	4	5.8	1	1	2	0	1	25	21.6	
				COLGATE	02/08/16	*	33	5-10	.500	3-7	.429	5-8	.625	0	2	2	5.7	2	2	2	0	0	18	21.4	
				at American	02/13/16	*	32	3-11	.273	1-6	.167	4-7	.571	1	6	7	5.7	1	1	2	0	0	11	20.9	
				HOLY CROSS	02/17/16	*	28	4-11	.364	0-4	.000	0-1	.000	2	4	6	5.7	2	0	1	0	0	8	20.3	
				at Navy	02/20/16	*	43	6-16	.375	5-9	.556	7-8	.875	0	4	4	5.7	5	0	2	0	1	24	20.5	
				at Boston University	02/23/16	*	31	6-11	.545	1-4	.250	3-3	1.000	2	8	10	5.8	1	1	4	0	1	16	20.3	
				LEHIGH	02/27/16	*	33	5-11	.455	1-3	.333	3-4	.750	0	5	5	5.8	2	1	1	0	0	14	20.0	
				COLGATE	03/03/16	*	34	6-11	.545	2-5	.400	9-11	.818	0	5	5	5.8	0	3	1	2	1	23	20.2	
Totals							25	811	179-412	.434	74-205	.361	92-125	.736	17	133	150	5.8	42	42	45	7	24	524	20.2

Games played: 26
Minutes/game: 31.2
Points/game: 20.2
FG Pct: 43.4
3FG Pct: 36.1
FT Pct: 73.6

Rebounds/game: 5.8
Assists/game: 1.6
Turnovers/game: 1.7
Assist/turnover ratio: 0.9
Steals/game: 0.9
Blocks/game: 0.3

			Total		3-Point		F-Throws		Rebounds										Scoring	
Season	gp-gs	min/avg	fg-fga	pct	fg-fga	pct	ft-fa	pct	off	def	tot	avg	pf	fo	ast	to	blk	stl	pts	avg
2012-13	24-6	197/8.2	17-51	.333	2-23	.087	14-23	.609	7	36	43	1.8	15	0	15	11	3	9	50	2.1
2013-14	27-22	527/19.5	95-206	.461	36-90	.400	54-70	.771	21	93	114	4.2	26	0	33	35	7	12	280	10.4
2014-15	30-30	846/28.2	166-391	.425	66-175	.377	76-94	.809	29	139	168	5.6	61	1	40	57	12	24	474	15.8
2015-16	26-25	811/31.2	179-412	.434	74-205	.361	92-125	.736	17	133	150	5.8	42	1	42	45	7	24	524	20.2
TOTAL	107-83	2381/22.3	457-1060	.431	178-493	.361	236-312	.756	74	401	475	4.4	144	2	130	148	29	69	1328	12.4

33 LARRY TOOMEY

Senior Co-captain
Forward | 6-6 | 209
St. Louis, Mo. / Parkway West
USMAPS

Has played in every game during his career ... 19 double-figure scoring games ... two double-figure rebounding games ...
15th player in Academy history to grab 500 career rebounds.

CAREER HIGHS

CAREER HIGHS								Total		3-Pointers		Free throws		Rebounds														
Category	No.	Opponent	Date	Opponent	Date	gs	min	fg-fga	pct	3fg-fga	pct	ft-fa	pct	off	def	tot	avg	pf	a	t/o	blk	stl	pts	avg				
Points:	17	Lafayette	12/31/14	FERRUM COLLEGE	11/13/15	*	20	1-2	.500	0-0	.000	3-4	.750	3	5	8	6.0	1	3	1	2	1	5	5.0				
Rebounds:	11	at Lehigh	12/30/15	at Binghamton	11/15/15	*	22	2-7	.286	0-3	.000	2-2	1.000	3	5	8	7.0	4	4	0	0	1	6	5.5				
Assists:	6	at GW	11/22/15	at Fairleigh Dickinson	11/18/15	*	26	1-4	.250	0-1	.000	0-0	.000	1	7	8	7.3	2	4	3	1	1	2	4.3				
Steals:	3	at Navy	3/3/15	at George Washington	11/22/15	*	24	4-7	.571	2-3	.667	1-2	.500	1	1	2	6.0	4	6	3	0	0	11	6.0				
		Coast Guard	12/28/14	at Tennessee	11/24/15	*	27	2-2	1.000	1-1	1.000	4-4	1.000	1	5	6	6.0	4	3	2	0	0	9	6.6				
Blocks:	4	Holy Cross	2/27/13	ARKANSAS - PINE BLUFF	11/27/15	*	17	0-1	.000	0-0	.000	0-0	.000	0	2	2	5.3	1	3	0	0	0	0	5.5				
FG made:	6	Lafayette	12/31/14	GARDNER-WEBB	11/28/15	*	25	1-2	.500	0-1	.000	2-2	1.000	1	2	3	5.0	2	2	2	1	1	4	5.3				
FG attempts:	11	Lafayette	12/31/14	at Maine	12/02/15	*	13	2-5	.400	1-1	1.000	0-0	.000	2	3	5	5.0	2	1	1	1	1	5	5.3				
3FG made:	5	Lafayette	12/31/14	at Bryant	12/08/15	*	24	3-10	.300	2-6	.333	0-0	.000	2	6	8	5.3	2	1	0	0	0	8	5.6				
3FG attempts:	6	Lafayette	12/31/14	at Air Force	12/12/15	*	27	4-6	.667	1-3	.333	1-3	.333	2	6	8	5.6	2	3	2	1	0	10	6.0				
		at Dartmouth	1/8/13	MARIST	12/20/15	*	27	4-8	.500	0-2	.000	1-2	.500	1	7	8	5.8	2	2	1	0	1	9	6.3				
		at Bryant	12/8/15	MONMOUTH	12/28/15	*	20	3-5	.600	1-2	.500	2-4	.500	1	4	5	5.8	3	0	0	0	1	9	6.5				
FT made:	6	Navy	2/1/16	at Lehigh	12/30/15	*	21	1-3	.333	1-1	1.000	0-0	.000	3	8	11	6.2	1	3	1	0	0	3	6.2				
		American	1/17/16	BUCKNELL	01/02/16	*	26	1-5	.200	0-3	.000	1-2	.500	3	2	5	6.1	3	1	0	0	0	3	6.0				
FT attempts:	8	Navy	2/1/16	LAFAYETTE	01/06/16	*	25	1-6	.167	1-4	.250	0-2	.000	0	1	1	5.7	2	1	0	0	0	3	5.8				
				at Loyola Maryland	1/9/16	*	24	0-2	.000	0-0	.000	0-0	.000	2	4	6	5.8	3	3	0	0	0	0	5.4				
				at Colgate	1/13/16	*	28	3-6	.500	1-1	1.000	5-7	.714	2	2	4	5.6	0	4	1	1	1	12	5.8				
				AMERICAN	1/17/16	*	24	3-5	.600	1-1	1.000	6-7	.857	2	3	5	5.6	0	2	1	1	2	13	6.2				
				at Holy Cross	01/20/16	*	28	3-7	.429	0-2	.000	3-3	1.000	1	7	8	5.7	2	0	3	1	0	9	6.4				
				BOSTON UNIVERSITY	01/27/16	*	25	2-7	.286	2-5	.400	1-2	.500	1	6	7	5.8	2	2	1	0	1	7	6.4				
				at Bucknell	1/30/16	*	15	2-5	.400	1-2	.500	0-0	.000	0	2	2	5.6	2	1	1	0	0	5	6.3				
				NAVY	02/01/16	*	24	1-3	.333	1-2	.500	6-8	.750	1	5	6	5.6	3	0	0	0	0	9	6.5				
				at Lafayette	02/03/16	*	28	2-5	.400	2-4	.500	0-0	.000	0	10	10	5.8	3	1	0	0	0	6	6.4				
				LOYOLA MARYLAND	2/6/16	*	18	1-3	.333	1-1	1.000	1-2	.500	1	3	4	5.8	5	1	2	0	0	4	6.3				
				COLGATE	02/08/16	*	22	1-5	.200	1-3	.333	0-0	.000	1	7	8	5.8	0	5	1	0	0	3	6.2				
				at American	02/13/16	*	30	1-3	.333	0-2	.000	4-4	1.000	2	3	5	5.8	2	3	0	0	0	6	6.2				
				HOLY CROSS	02/17/16	*	28	2-3	.667	0-1	.000	0-0	.000	1	4	5	5.8	1	2	3	0	1	4	6.1				
				at Navy	02/20/16	*	37	1-4	.250	1-3	.333	2-2	1.000	1	5	6	5.8	3	1	1	0	1	5	6.1				
				at Boston University	02/23/16	*	29	1-5	.200	0-1	.000	0-0	.000	2	2	4	5.7	5	3	1	0	1	2	5.9				
				LEHIGH	02/27/16	*	27	2-5	.400	0-2	.000	1-2	.500	0	4	4	5.7	5	0	2	1	0	5	5.9				
				COLGATE	03/03/16	*	31	2-6	.333	1-5	.200	1-1	1.000	0	4	4	5.6	1	2	0	0	0	6	5.9				
				Totals			31	762	57-147	.388	22-66	.333	47-65	.723	41	133	174	5.6	72	67	33	10	14	183	5.9			

Games played: 31
Minutes/game: 24.6
Points/game: 5.9
FG Pct: 38.8
3FG Pct: 33.3
FT Pct: 72.3

Rebounds/game: 5.6
Assists/game: 2.2
Turnovers/game: 1.1
Assist/turnover ratio: 2.0
Steals/game: 0.5
Blocks/game: 0.3

			Total		3-Point		F-Throws		Rebounds											Scoring	
Season	gp-gs	min/avg	fg-fga	pct	fg-fga	pct	ft-fa	pct	off	def	tot	avg	pf	fo	ast	to	blk	stl	pts	avg	
2012-13	31-16	540/17.4	66-161	.410	27-78	.346	33-40	.825	28	86	114	3.7	57	0	50	52	16	13	192	6.2	
2013-14	31-9	543/17.5	45-137	.328	13-58	.224	30-46	.652	36	76	112	3.6	55	1	41	35	9	16	133	4.3	
2014-15	30-27	651/21.7	54-133	.406	24-71	.338	18-35	.514	38	87	125	4.2	79	3	38	32	8	21	150	5.0	
2015-16	31-31	762/24.6	57-147	.388	22-66	.333	47-65	.723	41	133	174	5.6	72	3	67	33	10	14	183	5.9	
TOTAL	123-83	2496/20.3	222-578	.384	86-273	.315	128-186	.688	143	382	525	4.3	263	7	196	152	43	64	658	5.3	

34 JOHN MILLER

Freshman
Center | 6-9 | 225
New Albany, Ohio / New Albany

CAREER HIGHS

Category	No.	Opponent	Date
Points:	2	Ferrum	11/13/15
Rebounds:	2	at Bucknell	1/30/16
		at Holy Cross	1/20/16
Assists:			
Steals:	1	at Bucknell	1/30/16
		American	1/17/16
Blocks:	1	American	1/17/16
FG made:	1	Ferrum	11/13/15
FG attempts:	2	Ferrum	11/13/15
3FG made:			
3FG attempts:			
FT made:			
FT attempts:	4	at Bucknell	1/30/16

Opponent	Date	gs	min	Total		3-Pointers		Free throws		Rebounds				pf	a	t/o	blk	stl	pts	avg
				fg-fga	pct	3fg-fga	pct	ft-fa	pct	off	def	tot	avg							
FERRUM COLLEGE	11/13/15		4	1-2	.500	0-0	.000	0-0	.000	0	0	0	0.0	0	0	0	0	2	2.0	
at Binghamton	11/15/15		dnp	-	-	-	-	-	-	-	-	-	-	-	-	-	-	-	-	
at Fairleigh Dickinson	11/18/15		dnp	-	-	-	-	-	-	-	-	-	-	-	-	-	-	-	-	
at George Washington	11/22/15		dnp	-	-	-	-	-	-	-	-	-	-	-	-	-	-	-	-	
at Tennessee	11/24/15		dnp	-	-	-	-	-	-	-	-	-	-	-	-	-	-	-	-	
ARKANSAS - PINE BLUFF	11/27/15		1	0-0	.000	0-0	.000	0-0	.000	0	0	0	0.0	0	0	0	0	0	1.0	
GARDNER-WEBB	11/28/15		dnp	-	-	-	-	-	-	-	-	-	-	-	-	-	-	-	-	
at Maine	12/02/15		dnp	-	-	-	-	-	-	-	-	-	-	-	-	-	-	-	-	
at Bryant	12/08/15		dnp	-	-	-	-	-	-	-	-	-	-	-	-	-	-	-	-	
at Air Force	12/12/15		dnp	-	-	-	-	-	-	-	-	-	-	-	-	-	-	-	-	
MARIST	12/20/15		dnp	-	-	-	-	-	-	-	-	-	-	-	-	-	-	-	-	
MONMOUTH	12/28/15		dnp	-	-	-	-	-	-	-	-	-	-	-	-	-	-	-	-	
at Lehigh	12/30/15		dnp	-	-	-	-	-	-	-	-	-	-	-	-	-	-	-	-	
BUCKNELL	01/02/16		dnp	-	-	-	-	-	-	-	-	-	-	-	-	-	-	-	-	
LAFAYETTE	01/06/16		dnp	-	-	-	-	-	-	-	-	-	-	-	-	-	-	-	-	
at Loyola Maryland	1/9/16		dnp	-	-	-	-	-	-	-	-	-	-	-	-	-	-	-	-	
at Colgate	1/13/16		dnp	-	-	-	-	-	-	-	-	-	-	-	-	-	-	-	-	
AMERICAN	1/17/16		4	0-0	.000	0-0	.000	0-0	.000	1	0	1	0.3	0	0	0	1	1	0	0.7
at Holy Cross	01/20/16		4	0-0	.000	0-0	.000	0-0	.000	0	2	2	0.8	0	0	0	0	0	0	0.5
BOSTON UNIVERSITY	01/27/16		dnp	-	-	-	-	-	-	-	-	-	-	-	-	-	-	-	-	
at Bucknell	1/30/16		8	0-0	.000	0-0	.000	0-4	.000	1	1	2	1.0	1	0	0	0	1	0	0.4
NAVY	02/01/16		dnp	-	-	-	-	-	-	-	-	-	-	-	-	-	-	-	-	
at Lafayette	02/03/16		dnp	-	-	-	-	-	-	-	-	-	-	-	-	-	-	-	-	
LOYOLA MARYLAND	2/6/16		dnp	-	-	-	-	-	-	-	-	-	-	-	-	-	-	-	-	
COLGATE	02/08/16		dnp	-	-	-	-	-	-	-	-	-	-	-	-	-	-	-	-	
at American	02/13/16		dnp	-	-	-	-	-	-	-	-	-	-	-	-	-	-	-	-	
HOLY CROSS	02/17/16		dnp	-	-	-	-	-	-	-	-	-	-	-	-	-	-	-	-	
at Navy	02/20/16		dnp	-	-	-	-	-	-	-	-	-	-	-	-	-	-	-	-	
at Boston University	02/23/16		dnp	-	-	-	-	-	-	-	-	-	-	-	-	-	-	-	-	
LEHIGH	02/27/16		dnp	-	-	-	-	-	-	-	-	-	-	-	-	-	-	-	-	
COLGATE	03/03/16		dnp	-	-	-	-	-	-	-	-	-	-	-	-	-	-	-	-	
Totals		0	21	1-2	.500	0-0	.000	0-4	.000	2	3	5	1.0	1	0	0	1	2	2	0.4

Games played: 5
Minutes/game: 4.2
Points/game: 0.4
FG Pct: 50.0
FT Pct: 0.0

Rebounds/game: 1.0
Steals/game: 0.4
Blocks/game: 0.2

Season	gp-gs	min/avg	Total		3-Point		F-Throws		Rebounds				pf	fo	ast	to	blk	stl	Scoring	
			fg-fga	pct	fg-fga	pct	ft-fa	pct	off	def	tot	avg							pts	avg
2015-16	5-0	21/4.2	1-2	.500	0-0	.000	0-4	.000	2	3	5	1.0	1	0	0	0	1	2	2	0.4
TOTAL	5-0	21/4.2	1-2	.500	0-0	.000	0-4	.000	2	3	5	1.0	1	0	0	0	1	2	2	0.4

35 NATHAN DODGE

Sophomore
Guard | 6-2 | 205
East Troy, Wis./East Troy
USMAPS

CAREER HIGHS

Category	No.	Opponent	Date
Points:	20	Coast Guard	12/28/14
Rebounds:	5	Coast Guard	12/28/14
Assists:	2	Coast Guard	12/28/14
Steals:	4	Coast Guard	12/28/14
FG made:	7	Coast Guard	12/28/14
FG attempts:	11	Coast Guard	12/28/14
3FG made:	5	Coast Guard	12/28/14
3FG attempts:	9	Coast Guard	12/28/14
FT made:	1	Four Times	
FT attempts:	2	Boston U.	1/29/15
		Binghamton	11/25/14

Opponent	Date	gs	min	Total		3-Pointers		Free throws		Rebounds										
				fg-fga	pct	3fg-fga	pct	ft-fa	pct	off	def	tot	avg	pf	a	t/o	blk	stl	pts	avg
FERRUM COLLEGE	11/13/15		4	1-2	.500	0-1	.000	1-1	1.000					0	0	0	0	0	3	3.0
at Binghamton	11/15/15	dnp		-	-	-	-	-	-	-	-	-	-	-	-	-	-	-	-	-
at Fairleigh Dickinson	11/18/15	dnp		-	-	-	-	-	-	-	-	-	-	-	-	-	-	-	-	-
at George Washington	11/22/15	dnp		-	-	-	-	-	-	-	-	-	-	-	-	-	-	-	-	-
at Tennessee	11/24/15	dnp		-	-	-	-	-	-	-	-	-	-	-	-	-	-	-	-	-
ARKANSAS - PINE BLUFF	11/27/15	5		0-0	.000	0-0	.000	0-0	.000	0	0	0	0.0	0	0	1	0	0	0	1.5
GARDNER-WEBB	11/28/15	dnp		-	-	-	-	-	-	-	-	-	-	-	-	-	-	-	-	-
at Maine	12/02/15	dnp		-	-	-	-	-	-	-	-	-	-	-	-	-	-	-	-	-
at Bryant	12/08/15	dnp		-	-	-	-	-	-	-	-	-	-	-	-	-	-	-	-	-
at Air Force	12/12/15	dnp		-	-	-	-	-	-	-	-	-	-	-	-	-	-	-	-	-
MARIST	12/20/15	dnp		-	-	-	-	-	-	-	-	-	-	-	-	-	-	-	-	-
MONMOUTH	12/28/15	dnp		-	-	-	-	-	-	-	-	-	-	-	-	-	-	-	-	-
at Lehigh	12/30/15	dnp		-	-	-	-	-	-	-	-	-	-	-	-	-	-	-	-	-
BUCKNELL	01/02/16	dnp		-	-	-	-	-	-	-	-	-	-	-	-	-	-	-	-	-
LAFAYETTE	01/06/16	dnp		-	-	-	-	-	-	-	-	-	-	-	-	-	-	-	-	-
at Loyola Maryland	1/9/16	dnp		-	-	-	-	-	-	-	-	-	-	-	-	-	-	-	-	-
at Colgate	1/13/16	12		3-6	.500	3-6	.500	0-0	.000	0	1	1	0.3	2	0	1	0	3	9	4.0
AMERICAN	1/17/16	dnp		-	-	-	-	-	-	-	-	-	-	-	-	-	-	-	-	-
at Holy Cross	01/20/16	17		2-3	.667	2-3	.667	0-0	.000	0	1	1	0.5	2	1	1	0	0	6	4.5
BOSTON UNIVERSITY	01/27/16	6		0-1	.000	0-1	.000	0-0	.000	0	0	0	0.4	0	0	0	0	0	0	3.6
at Bucknell	1/30/16	12		2-6	.333	2-4	.500	0-0	.000	0	1	1	0.5	1	0	0	0	0	6	4.0
NAVY	02/01/16	dnp		-	-	-	-	-	-	-	-	-	-	-	-	-	-	-	-	-
at Lafayette	02/03/16	1		0-0	.000	0-0	.000	0-0	.000	0	0	0	0.4	0	0	0	0	0	0	3.4
LOYOLA MARYLAND	2/6/16	dnp		-	-	-	-	-	-	-	-	-	-	-	-	-	-	-	-	-
COLGATE	02/08/16	dnp		-	-	-	-	-	-	-	-	-	-	-	-	-	-	-	-	-
at American	02/13/16	dnp		-	-	-	-	-	-	-	-	-	-	-	-	-	-	-	-	-
HOLY CROSS	02/17/16	dnp		-	-	-	-	-	-	-	-	-	-	-	-	-	-	-	-	-
at Navy	02/20/16	dnp		-	-	-	-	-	-	-	-	-	-	-	-	-	-	-	-	-
at Boston University	02/23/16	dnp		-	-	-	-	-	-	-	-	-	-	-	-	-	-	-	-	-
LEHIGH	02/27/16	dnp		-	-	-	-	-	-	-	-	-	-	-	-	-	-	-	-	-
COLGATE	03/03/16	dnp		-	-	-	-	-	-	-	-	-	-	-	-	-	-	-	-	-
Totals		0	57	8-18	.444	7-15	.467	1-1	1.000	0	3	3	0.4	5	1	3	0	3	24	3.4

			Total		3-Point		F-Throws		Rebounds											Scoring	
Season	gp-gs	min/avg	fg-fga	pct	fg-fga	pct	ft-fa	pct	off	def	tot	avg	pf	fo	ast	to	blk	stl	pts	avg	
2014-15	21-0	165/7.9	20-46	.435	16-42	.381	3-5	.600	2	15	17	0.8	12	0	7	10	0	10	59	2.8	
2015-16	7-0	57/8.1	8-18	.444	7-15	.467	1-1	1.000	0	3	3	0.4	5	0	1	3	0	3	24	3.4	
TOTAL	28-0	222/7.9	28-64	.438	23-57	.404	4-6	.667	2	18	20	0.7	17	0	8	13	0	13	83	3.0	

43 TRAVIS ROLLO

Senior
Forward/Center | 6-7 | 205
Mayer, Minn. / Mayer Lutheran
USMAPS

CAREER HIGHS

Category	No.	Opponent	Date
Points:	6	St. Francis Brooklyn	12/7/13
		Lehigh	2/5/14
Rebounds:	3	Five times	
Assists:	3	Coast Guard	12/28/14
Steals:	1	Nine times	
Blocks:	2	Lafayette	12/31/14
FG made:	3	St. Francis Brooklyn	12/7/13
		Lehigh	2/5/14
FG attempts:	5	St. Francis Brooklyn	12/7/13
3FG attempts:	1	Rosemont	12/22/12
FT made:	2	Loyola	1/5/14
FT attempts:	2	Six times	

Opponent	Date	gs	min	Total		3-Pointers		Free throws		Rebounds				pf	a	t/o	blk	stl	pts	avg
				fg-fga	pct	3fg-fga	pct	ft-fa	pct	off	def	tot	avg							
FERRUM COLLEGE	11/13/15	5	0-1	.000	0-0	.000	0-0	.000	0	0	0	0.0	1	0	0	0	0	0	0.0	
at Binghamton	11/15/15	6	0-0	.000	0-0	.000	0-0	.000	0	1	1	0.5	1	0	0	0	0	0	0.0	
at Fairleigh Dickinson	11/18/15	4	0-0	.000	0-0	.000	0-0	.000	0	0	0	0.3	0	0	0	0	0	0	0.0	
at George Washington	11/22/15	7	0-0	.000	0-0	.000	0-0	.000	0	1	1	0.5	1	0	0	1	0	0	0.0	
at Tennessee	11/24/15	dnp	-	-	-	-	-	-	-	-	-	-	-	-	-	-	-	-	-	
ARKANSAS - PINE BLUFF	11/27/15	7	0-1	.000	0-0	.000	0-0	.000	0	1	1	0.6	1	0	0	0	0	0	0.0	
GARDNER-WEBB	11/28/15	dnp	-	-	-	-	-	-	-	-	-	-	-	-	-	-	-	-	-	
at Maine	12/02/15	4	0-0	.000	0-0	.000	0-0	.000	0	2	2	0.8	0	0	0	0	1	0	0.0	
at Bryant	12/08/15	6	0-0	.000	0-0	.000	0-0	.000	2	0	2	1.0	2	1	0	0	0	0	0.0	
at Air Force	12/12/15	4	0-0	.000	0-0	.000	1-2	.500	1	1	2	1.1	0	0	0	0	0	0	0.1	
MARIST	12/20/15	2	0-0	.000	0-0	.000	0-0	.000	0	1	1	1.1	0	0	0	0	0	0	0.1	
MONMOUTH	12/28/15	4	0-1	.000	0-0	.000	0-0	.000	0	0	0	1.0	0	0	1	0	0	0	0.1	
at Lehigh	12/30/15	2	0-0	.000	0-0	.000	0-0	.000	0	0	0	0.9	0	0	0	0	0	0	0.1	
BUCKNELL	01/02/16	dnp	-	-	-	-	-	-	-	-	-	-	-	-	-	-	-	-	-	
LAFAYETTE	01/06/16	1	0-1	.000	0-0	.000	0-0	.000	0	0	0	0.8	0	0	0	0	0	0	0.1	
at Loyola Maryland	1/9/16	dnp	-	-	-	-	-	-	-	-	-	-	-	-	-	-	-	-	-	
at Colgate	1/13/16	dnp	-	-	-	-	-	-	-	-	-	-	-	-	-	-	-	-	-	
AMERICAN	1/17/16	3	0-0	.000	0-0	.000	0-0	.000	1	0	1	0.8	0	0	1	0	0	0	0.1	
at Holy Cross	01/20/16	dnp	-	-	-	-	-	-	-	-	-	-	-	-	-	-	-	-	-	
BOSTON UNIVERSITY	01/27/16	dnp	-	-	-	-	-	-	-	-	-	-	-	-	-	-	-	-	-	
at Bucknell	1/30/16	4	0-0	.000	0-0	.000	0-0	.000	1	1	2	0.9	0	0	0	0	0	0	0.1	
NAVY	02/01/16	dnp	-	-	-	-	-	-	-	-	-	-	-	-	-	-	-	-	-	
at Lafayette	02/03/16	5	0-0	.000	0-0	.000	0-0	.000	0	0	0	0.9	0	0	0	0	0	0	0.1	
LOYOLA MARYLAND	2/6/16	dnp	-	-	-	-	-	-	-	-	-	-	-	-	-	-	-	-	-	
COLGATE	02/08/16	dnp	-	-	-	-	-	-	-	-	-	-	-	-	-	-	-	-	-	
at American	02/13/16	dnp	-	-	-	-	-	-	-	-	-	-	-	-	-	-	-	-	-	
HOLY CROSS	02/17/16	dnp	-	-	-	-	-	-	-	-	-	-	-	-	-	-	-	-	-	
at Navy	02/20/16	dnp	-	-	-	-	-	-	-	-	-	-	-	-	-	-	-	-	-	
at Boston University	02/23/16	dnp	-	-	-	-	-	-	-	-	-	-	-	-	-	-	-	-	-	
LEHIGH	02/27/16	3	0-0	.000	0-0	.000	0-0	.000	0	0	0	0.8	0	0	0	0	0	0	0.1	
COLGATE	03/03/16	dnp	-	-	-	-	-	-	-	-	-	-	-	-	-	-	-	-	-	
Totals		1	67	0-4	.000	0-0	.000	1-2	.500	5	8	13	0.8	6	1	2	1	1	0.1	

			Total		3-Point		F-Throws		Rebounds											Scoring	
Season	gp-gs	min/avg	fg-fga	pct	fg-fga	pct	ft-fa	pct	off	def	tot	avg	pf	fo	ast	to	blk	stl	pts	avg	
2012-13	4-0	9/2.3	0-2	.000	0-1	.000	0-0	.000	0	3	3	0.8	0	0	0	0	0	0	0	0.0	
2013-14	27-0	284/10.5	15-29	.517	0-0	.000	3-7	.429	10	17	27	1.0	49	0	11	16	4	5	33	1.2	
2014-15	24-0	212/8.8	6-12	.500	0-0	.000	2-8	.250	9	16	25	1.0	21	0	9	3	5	3	14	0.6	
2015-16	16-1	67/4.2	0-4	.000	0-0	.000	1-2	.500	5	8	13	0.8	6	0	1	2	1	1	1	0.1	
TOTAL	71-1	572/8.1	21-47	.447	0-1	.000	6-17	.353	24	44	68	1.0	76	0	21	21	10	9	48	0.7	

45 ADAM ROE

Freshman
Forward | 6-5 | 210
Weston, Mo. / West Platte
USMAPS

CAREER HIGHS

Category	No.	Opponent	Date
Points:	11	at Lehigh	12/30/15
Rebounds:	4	at Colgate	1/13/16
		Marist	12/20/15
Assists:	2	Gardner-Webb	11/28/15
Steals:	1	Eight Times	
Blocks:	2	at Air Force	12/14/15
FG made:	3	at Lehigh	12/30/15
		at Colgate	1/13/16
		at Maine	12/2/15
FG attempts:	7	at Bucknell	1/30/16
		Marist	12/20/15
3FG made:	3	at Lehigh	12/30/15
3FG attempts:	5	Four Times	
FT made:	4	at Air Force	12/14/15
FT attempts:	6	at Bucknell	1/30/16

CAREER NOTES
Two double-figure scoring games ... Army is 12-4 when Roe makes a three-pointer.

Opponent	Date	gs	min	Total		3-Pointers		Free throws		Rebounds				pf	a	t/o	blk	stl	pts	avg
				fg-fga	pct	3fg-fga	pct	ft-fga	pct	off	def	tot	avg							
FERRUM COLLEGE	11/13/15	11	2-3	.667	0-1	.000	0-2	.000	2	1	3	3.0	1	0	0	0	1	4	4.0	
at Binghamton	11/15/15	13	2-4	.500	2-2	1.000	0-0	.000	1	0	1	2.0	0	0	0	0	0	6	5.0	
at Fairleigh Dickinson	11/18/15	10	2-3	.667	2-3	.667	0-0	.000	0	0	0	1.3	2	0	1	0	0	6	5.3	
at George Washington	11/22/15	9	1-3	.333	1-2	.500	0-0	.000	0	0	0	1.0	2	0	0	0	0	3	4.8	
at Tennessee	11/24/15	7	0-2	.000	0-2	.000	0-0	.000	0	0	0	0.8	0	0	0	0	0	0	3.8	
ARKANSAS - PINE BLUFF	11/27/15	12	2-4	.500	2-3	.667	0-0	.000	0	1	1	0.8	1	0	0	0	0	6	4.2	
GARDNER-WEBB	11/28/15	6	1-3	.333	1-1	1.000	0-0	.000	0	0	0	0.7	1	2	2	0	0	3	4.0	
at Maine	12/02/15	9	3-4	.750	2-2	1.000	0-0	.000	1	2	3	1.0	1	1	0	0	1	8	4.5	
at Bryant	12/08/15	12	0-3	.000	0-3	.000	0-0	.000	0	1	1	1.0	1	0	1	0	1	0	4.0	
at Air Force	12/12/15	13	2-6	.333	2-5	.400	4-4	1.000	1	1	2	1.1	1	0	2	2	1	10	4.6	
MARIST	12/20/15	14	1-7	.143	0-5	.000	0-0	.000	1	3	4	1.4	1	0	0	0	0	2	4.4	
MONMOUTH	12/28/15	10	2-3	.667	2-3	.667	2-2	1.000	0	0	0	1.3	3	0	0	0	0	8	4.7	
at Lehigh	12/30/15	14	3-6	.500	3-4	.750	2-2	1.000	0	3	3	1.4	1	1	1	0	1	11	5.2	
BUCKNELL	01/02/16	14	1-3	.333	0-2	.000	0-0	.000	0	1	1	1.4	2	1	3	0	0	2	4.9	
LAFAYETTE	01/06/16	6	0-2	.000	0-1	.000	0-0	.000	1	1	2	1.4	0	0	0	0	0	0	4.6	
at Loyola Maryland	1/9/16	8	2-6	.333	1-2	.500	0-1	.000	1	0	1	1.4	0	1	1	0	1	5	4.6	
at Colgate	1/13/16	22	2-6	.333	2-5	.400	0-0	.000	1	3	4	1.5	1	0	1	0	0	6	4.7	
AMERICAN	1/17/16	15	2-4	.500	1-3	.333	0-0	.000	1	1	2	1.6	3	0	0	0	0	5	4.7	
at Holy Cross	01/20/16	13	1-3	.333	1-2	.500	2-2	1.000	1	1	2	1.6	1	1	1	0	0	5	4.7	
BOSTON UNIVERSITY	01/27/16	9	1-3	.333	0-1	.000	0-0	.000	1	1	2	1.6	2	0	0	0	0	2	4.6	
at Bucknell	1/30/16	20	2-7	.286	1-5	.200	2-6	.333	3	0	3	1.7	1	0	0	0	0	7	4.7	
NAVY	02/01/16	5	0-1	.000	0-1	.000	0-0	.000	0	1	1	1.6	0	0	0	0	0	0	4.5	
at Lafayette	02/03/16	4	0-0	.000	0-0	.000	0-0	.000	0	0	0	1.6	1	1	0	0	1	0	4.3	
LOYOLA MARYLAND	2/6/16	3	0-0	.000	0-0	.000	1-2	.500	1	0	1	1.5	0	0	0	0	0	1	4.2	
COLGATE	02/08/16	4	1-2	.500	1-2	.500	0-0	.000	0	0	0	1.5	1	0	0	0	0	3	4.1	
at American	02/13/16	3	0-0	.000	0-0	.000	0-0	.000	0	0	0	1.4	1	1	0	0	1	0	4.0	
HOLY CROSS	02/17/16	5	0-3	.000	0-2	.000	0-0	.000	0	0	0	1.4	1	0	0	0	0	0	3.8	
at Navy	02/20/16	3	0-0	.000	0-0	.000	0-0	.000	0	0	0	1.3	0	0	1	0	0	0	3.7	
at Boston University	02/23/16	4	1-4	.250	1-4	.250	0-0	.000	0	0	0	1.3	0	1	0	0	0	3	3.7	
LEHIGH	02/27/16	4	0-1	.000	0-1	.000	0-0	.000	0	0	0	1.2	0	1	0	0	0	0	3.5	
COLGATE	03/03/16	7	0-0	.000	0-0	.000	0-0	.000	0	1	1	1.2	2	0	0	0	0	0	3.4	
Totals		0	289	34-96	.354	25-67	.373	13-21	.619	16	22	38	1.2	31	11	14	2	8	106	3.4

			Total		3-Point		F-Throws		Rebounds											Scoring	
Season	gp-gs	min/avg	fg-fga	pct	fg-fga	pct	ft-fa	pct	off	def	tot	avg	pf	fo	ast	to	blk	stl	pts	avg	
2015-16	31-0	289/9.3	34-96	.354	25-67	.373	13-21	.619	16	22	38	1.2	31	0	11	14	2	8	106	3.4	
TOTAL	31-0	289/9.3	34-96	.354	25-67	.373	13-21	.619	16	22	38	1.2	31	0	11	14	2	8	106	3.4	

52 JOHN EMEZIE

Freshman
Guard/Forward | 6-6 | 215
Waxhaw, N.C. / Marvin Ridge
USMAPS

CAREER HIGHS

Category	No.	Opponent	Date
Points:	11	Boston U.	1/27/16
Rebounds:	4	at Bucknell	1/30/16
		Ark - Pine Bluff	11/27/15
Assists:	2	at Colgate	1/13/16
		at Lehigh	12/30/15
Steals:	1	Four Times	
Blocks:	1	Six Times	
FG made:	4	Boston U.	1/27/16
FG attempts:	8	Boston U.	1/27/16
3FG made:	3	Boston U.	1/27/16
3FG attempts:	4	Boston U.	1/27/16
FT made:	4	Ark - Pine Bluff	11/27/15
FT attempts:	6	at Loyola	1/9/16
		at Tennessee	11/24/15

CAREER NOTES
Made first-career start at Colgate (1/13/16) ... one career double-digit scoring game.

Opponent	Date	gs	min	Total		3-Pointers		Free throws		Rebounds				pf	a	t/o	blk	stl	pts	avg
				fg-fga	pct	3fg-fga	pct	ft-fa	pct	off	def	tot	avg							
FERRUM COLLEGE	11/13/15	13	3-5	.600	0-2	.000	2-2	1.000	1	1	2	2.0	1	1	0	0	1	8	8.0	
at Binghamton	11/15/15	12	0-4	.000	0-1	.000	0-0	.000	0	2	2	2.0	3	1	2	0	0	0	4.0	
at Fairleigh Dickinson	11/18/15	12	1-1	1.000	0-0	.000	0-2	.000	0	0	0	1.3	1	1	1	0	0	2	3.3	
at George Washington	11/22/15	7	0-1	.000	0-0	.000	0-0	.000	0	1	1	1.3	1	0	0	0	0	0	2.5	
at Tennessee	11/24/15	11	0-2	.000	0-1	.000	3-6	.500	1	1	2	1.4	1	0	2	0	0	3	2.6	
ARKANSAS - PINE BLUFF	11/27/15	14	0-2	.000	0-1	.000	4-4	1.000	1	3	4	1.8	1	1	2	0	0	4	2.8	
GARDNER-WEBB	11/28/15	11	2-3	.667	0-1	.000	0-0	.000	0	1	1	1.7	3	1	1	1	0	4	3.0	
at Maine	12/02/15	8	0-1	.000	0-1	.000	0-0	.000	1	1	2	1.8	1	1	0	1	0	0	2.6	
at Bryant	12/08/15	10	1-2	.500	0-0	.000	1-2	.500	0	0	0	1.6	2	0	1	0	0	3	2.7	
at Air Force	12/12/15	10	2-2	1.000	1-1	1.000	2-4	.500	0	1	1	1.5	0	1	0	1	0	7	3.1	
MARIST	12/20/15	7	1-2	.500	0-1	.000	0-0	.000	0	0	0	1.4	3	0	0	0	0	2	3.0	
MONMOUTH	12/28/15	7	0-3	.000	0-1	.000	0-0	.000	0	0	0	1.3	1	1	4	0	1	0	2.8	
at Lehigh	12/30/15	9	1-2	.500	0-1	.000	2-2	1.000	1	1	2	1.3	2	2	0	0	0	4	2.8	
BUCKNELL	01/02/16	5	0-0	.000	0-0	.000	0-0	.000	0	0	0	1.2	2	0	0	0	0	0	2.6	
LAFAYETTE	01/06/16	9	1-3	.333	0-1	.000	1-1	1.000	1	1	2	1.3	0	1	1	0	1	3	2.7	
at Loyola Maryland	1/9/16	11	3-4	.750	0-0	.000	0-6	.000	2	1	3	1.4	0	1	1	0	0	6	2.9	
at Colgate	1/13/16	* 19	2-4	.500	1-2	.500	1-2	.500	1	0	1	1.4	3	2	2	0	0	6	3.1	
AMERICAN	1/17/16	* 26	2-6	.333	1-2	.500	0-1	.000	0	2	2	1.4	4	0	0	0	0	5	3.2	
at Holy Cross	01/20/16	* 20	2-5	.400	0-2	.000	2-2	1.000	0	1	1	1.4	4	0	4	0	0	6	3.3	
BOSTON UNIVERSITY	01/27/16	* 29	4-8	.500	3-4	.750	0-0	.000	0	1	1	1.4	3	0	0	0	0	11	3.7	
at Bucknell	1/30/16	* 18	1-3	.333	0-0	.000	1-1	1.000	3	1	4	1.5	1	1	0	0	0	3	3.7	
NAVY	02/01/16	* 11	0-1	.000	0-0	.000	0-2	.000	0	0	0	1.4	1	0	0	1	0	0	3.5	
at Lafayette	02/03/16	7	0-1	.000	0-0	.000	0-0	.000	0	1	1	1.4	3	0	0	0	0	0	3.3	
LOYOLA MARYLAND	2/6/16	11	0-2	.000	0-2	.000	2-2	1.000	0	1	1	1.4	2	1	1	1	0	2	3.3	
COLGATE	02/08/16	13	0-2	.000	0-1	.000	0-2	.000	1	1	2	1.4	2	1	3	0	1	0	3.2	
at American	02/13/16	12	2-4	.500	0-1	.000	0-0	.000	0	0	0	1.3	1	0	1	1	0	4	3.2	
HOLY CROSS	02/17/16	12	1-2	.500	0-0	.000	2-2	1.000	0	0	0	1.3	1	1	0	0	0	4	3.2	
at Navy	02/20/16	7	0-0	.000	0-0	.000	2-2	1.000	0	0	0	1.3	0	0	1	0	1	2	3.2	
at Boston University	02/23/16	13	3-5	.600	1-2	.500	0-1	.000	0	0	0	1.2	3	0	1	0	0	7	3.3	
LEHIGH	02/27/16	5	0-0	.000	0-0	.000	0-0	.000	0	0	0	1.2	0	0	0	0	0	0	3.2	
COLGATE	03/03/16	6	1-2	.500	1-2	.500	1-2	.500	1	0	1	1.2	3	0	0	0	0	4	3.2	
Totals		6	365	33-82	.402	8-30	.267	26-48	.542	14	22	36	1.2	53	18	28	6	5	100	3.2

NUMERICAL ROSTER

No.	Name	Pos.	Cl.	Ht.	Wt.	Hometown/High School
0	Maxwell Lenox	Guard	Sr.	6-0	188	Fairfax, Va. / WT Woodson (Fork Union)
1	Richard Brown	Guard	Jr.	6-6	214	Charlotte, N.C. / Davidson Day School (USMAPS)
2	Cayne Edwards	Guard	Fr.	6-4	220	Schertz, Texas / Samuel Clemens
3	Scott Mammel	Guard	Jr.	5-11	178	San Antonio, Texas / Winston Churchill (USMAPS)
4	Daniel Andrews	Forward	Fr.	6-7	205	Honolulu, Hawai'i / Punahou School (USMAPS)
5	Ben Mammel	Guard	Fr.	6-0	183	San Antonio, Texas / Winston Churchill (USMAPS)
10	Kennedy Edwards	Forward	Jr.	6-6	215	Northridge, Calif. / Notre Dame (USMAPS)
11	Dylan Cox	Guard	Sr.	6-4	191	Cedar Park, Texas / Cedar Park (USMAPS)
15	Jacob Kessler	Guard/Forward	So.	6-4	190	Richmond, Va. / Mills E. Godwin
20	Mac Hoffman	Forward	Jr.	6-8	213	Pleasanton, Calif. / De La Salle
21	Kyle Wilson	Guard/Forward	Sr.	6-4	207	Mission Viejo, Calif. / Trabuco Hills (USMAPS)
24	Jason Houle	Guard	Fr.	6-5	207	Plymouth, Mich. / Father Gabriel Richard (USMAPS)
25	Luke Morrison	Forward	So.	6-6	218	Charlotte, N.C. / Northside Christian Academy (USMAPS)
30	Jordan Fox	Guard	Fr.	6-1	184	Jackson County, Ky. / Jackson County (USMAPS)
31	Kevin Ferguson	Center	Sr.	6-10	200	Berkeley Heights, N.J. / Governor Livingston (USMAPS)
32	Tanner Plomb	Forward	Sr.	6-7	204	Mukwonago, Wis. / East Troy
33	Larry Toomey	Forward	Sr.	6-6	209	St. Louis, Mo. / Parkway West (USMAPS)
34	John Miller	Center	Fr.	6-9	225	New Albany, Ohio / New Albany
35	Nathan Dodge	Guard	So.	6-2	205	East Troy, Wis. / East Troy (USMAPS)
40	Austin Williamson	Forward/Center	Jr.	6-8	224	Naples, Fla. / First Baptist Academy
43	Travis Rollo	Forward/Center	Sr.	6-7	205	Mayer, Minn. / Mayer Lutheran (USMAPS)
44	Mark Pollack	Forward	So.	6-6	218	Charlotte, N.C. / Charlotte Catholic (USMAPS)
45	Adam Roe	Forward	Fr.	6-5	210	Weston, Mo. / West Platte (USMAPS)
51	Parker Fennema	Forward	Fr.	6-6	215	Raleigh, N.C. / Sanderson (USMAPS)
52	John Emezie	Guard/Forward	Fr.	6-6	215	Waxhaw, N.C. / Marvin Ridge (USMAPS)

ALPHABETICAL ROSTER

No.	Name	Pos.	Cl.	Ht.	Wt.	Hometown/High School
4	Daniel Andrews	Forward	Fr.	6-7	205	Honolulu, Hawai'i / Punahou School (USMAPS)
1	Richard Brown	Guard	Jr.	6-6	214	Charlotte, N.C. / Davidson Day School (USMAPS)
11	Dylan Cox	Guard	Sr.	6-4	191	Cedar Park, Texas / Cedar Park (USMAPS)
35	Nathan Dodge	Guard	So.	6-2	205	East Troy, Wis. / East Troy (USMAPS)
2	Cayne Edwards	Guard	Fr.	6-4	220	Schertz, Texas / Samuel Clemens
10	Kennedy Edwards	Forward	Jr.	6-6	215	Northridge, Calif. / Notre Dame (USMAPS)
52	John Emezie	Guard/Forward	Fr.	6-6	215	Waxhaw, N.C. / Marvin Ridge (USMAPS)
51	Parker Fennema	Forward	Fr.	6-6	215	Raleigh, N.C. / Sanderson (USMAPS)
31	Kevin Ferguson	Center	Sr.	6-10	200	Berkeley Heights, N.J. / Governor Livingston (USMAPS)
30	Jordan Fox	Guard	Fr.	6-1	184	Jackson County, Ky. / Jackson County (USMAPS)
20	Mac Hoffman	Forward	Jr.	6-8	213	Pleasanton, Calif. / De La Salle
24	Jason Houle	Guard	Fr.	6-5	207	Plymouth, Mich. / Father Gabriel Richard (USMAPS)
15	Jacob Kessler	Guard/Forward	So.	6-4	190	Richmond, Va. / Mills E. Godwin
0	Maxwell Lenox	Guard	Sr.	6-0	188	Fairfax, Va. / WT Woodson (Fork Union)
5	Ben Mammel	Guard	Fr.	6-0	183	San Antonio, Texas / Winston Churchill (USMAPS)
3	Scott Mammel	Guard	Jr.	5-11	178	San Antonio, Texas / Winston Churchill (USMAPS)
34	John Miller	Center	Fr.	6-9	225	New Albany, Ohio / New Albany
25	Luke Morrison	Forward	So.	6-6	218	Charlotte, N.C. / Northside Christian Academy (USMAPS)
32	Tanner Plomb	Forward	Sr.	6-7	204	Mukwonago, Wis. / East Troy
44	Mark Pollack	Forward	So.	6-6	218	Charlotte, N.C. / Charlotte Catholic (USMAPS)
45	Adam Roe	Forward	Fr.	6-5	210	Weston, Mo. / West Platte (USMAPS)
43	Travis Rollo	Forward/Center	Sr.	6-7	205	Mayer, Minn. / Mayer Lutheran (USMAPS)
33	Larry Toomey	Forward	Sr.	6-6	209	St. Louis, Mo. / Parkway West (USMAPS)
40	Austin Williamson	Forward/Center	Jr.	6-8	224	Naples, Fla. / First Baptist Academy
21	Kyle Wilson	Guard/Forward	Sr.	6-4	207	Mission Viejo, Calif. / Trabuco Hills (USMAPS)

Head Coach: Zach Spiker (Ithaca, 2000; Seventh season)

Associate Head Coach: Jimmy Allen (Emory & Henry, 1993)

Assistant Coach: Justin Jennings (Penn State Behrend, 2006)

Assistant Coach: Brandon Linton (Clarkson, 2010)

Assistant Coach: Drew Adams (University of Chicago, 2007)

Director of Basketball Operations: Capt. Jeremy Henc (USMA, 2011)

Athletic Intern: 2nd Lt. Mo Williams (USMA, 2015)

Captains: Dylan Cox, Tanner Plomb, Larry Toomey, Kyle Wilson

Head Officer Representative: Col. David Wallace

Strength & Conditioning: Scott Swanson

Athletic Trainer: Ben Leary

Center for Enhanced Performance: Angie Fifer

Athletic Academic Support Coordinator: Sara Jones

PRONUNCIATION GUIDE

Mammel	MAM-uhl
Tanner Plomb	PLUM
Parker Fennema	FEN-eh-muh
John Emezie	eh-meh-ZEE
Adam Roe	ROW
Jason Houle	Like POOL
Cayne Edwards	CANE

ARMY WEST POINT

Official Basketball Box Score -- Game Totals -- Final Statistics
Ferrum College vs Army West Point
11/15/15 5 pm at Christl Arena - West Point, NY

Ferrum College 54 • 0-1												
#	Player	Total	3-Pr	Rebounds			PF	TP	A	TO	Bk	Stl
		FG	FGA	FT	FTA	Off	Def					
12	Ayer, Alek	1-14	0-0	2-2	1	3	4	3	4	0	2	0
23	Grimm, Josh	1-4	0-0	2-2	1	1	2	6	1	2	4	0
22	Spoer, Raulon	1-4	0-0	2-2	1	1	2	6	1	2	4	0
02	Muller, D'Andre	1-4	0-1	0-0	1	0	1	2	2	0	5	0
44	Wilson, Marvin	4-7	1-4	0-0	2	0	2	1	9	0	3	0
03	Major, Darius	3-4	0-0	1-2	0	1	1	3	0	2	0	2
10	Long, Celestus	0-0	0-0	0-0	0	0	0	0	0	0	0	0
30	Quelling, John	3-4	0-0	0-0	1	3	4	6	3	1	0	2
12	Turner, AJ	0-0	0-0	0-0	0	0	0	0	0	0	0	0
34	James, Steven	0-2	0-0	0-0	0	0	0	0	0	0	0	0
15	Riese, Austin	0-0	0-0	0-0	0	0	0	0	0	0	0	0
21	Miami, Jordan	0-0	0-0	0-0	0	0	0	0	0	0	0	0
24	Miller, Jason	0-2	0-0	0-0	1	1	0	0	0	1	0	0
30	Hooks, Brandon	0-0	0-0	0-0	1	1	2	0	0	0	0	0
12	Robinson, Kadarene'	1-2	0-0	0-0	3	4	3	5	0	3	0	0
40	Siddle, Jared	0-1	0-0	0-0	0	0	0	1	0	0	0	0
42	Prosser, Jordyn	0-0	0-0	0-0	0	0	0	0	0	0	0	0
Team		21-34	2-13	10-13	14	15	29	21	54	6	20	4
Totals		37-57	11-25	44.0%	2nd half: 10-29	34.5%	Game: 21-34	38.9%				
		3FG % 1st half: 1-4	25.0%	2nd half: 1-9	11.1%	Game: 2-13	15.4%					
		FT % 1st half: 6-7	85.7%	2nd half: 4-6	66.7%	Game: 10-13	76.9%					

Army West Point 53 • 1-0

#	Player	Total	3-Pr	Rebounds			PF	TP	A	TO	Bk	Stl
		FG	FGA	FT	FTA	Off	Def					
12	Plomb, Tanner	1-14	3-8	0-0	2	0	2	1	17	1	0	0
33	Toomey, Larry	1-12	0-0	3-4	3	3	6	1	5	3	1	2
13	Ferguson, Kevin	1-11	0-0	0-0	5	3	8	1	18	0	0	3
21	Wilson, Kyle	6-9	3-5	0-0	0	2	2	15	3	2	0	0
30	Fox, Jordan	3-4	0-0	3-3	1	2	3	9	2	2	0	2
08	Lemox, Maxwell	2-2	0-0	0-1	0	3	3	0	4	0	0	1
01	Brown, Richard	0-0	0-0	0-0	0	0	0	0	0	0	0	0
02	Edwards, Cayne	0-1	0-1	3-4	1	2	3	0	3	1	1	0
11	Mammel, Scott	0-1	0-0	0-0	0	1	1	0	0	0	0	0
30	Edwards, Kennedy	1-4	1-1	0-0	0	0	0	0	1	3	2	0
30	Hoffman, Mac	1-1	0-0	0-0	1	1	2	2	0	0	0	0
01	Morrison, Luke	0-1	0-0	0-0	0	1	1	0	2	0	0	0
34	Miller, John	1-2	0-0	0-0	0	0	0	0	2	0	0	0
41	Podge, Nathan	1-2	0-1	0-0	0	0	0	0	0	0	0	0
43	Rollo, Travis	0-1	0-0	0-0	0	0	0	1	0	0	0	0
40	Roe, Adam	0-1	0-1	2-2	0	0	0	1	0	0	0	0
12	Emezie, John	3-5	0-2	2-2	1	1	2	1	8	1	0	0
Team		37-67	7-19	12-17	17	21	38	15	93	18	0	6
Totals		53-93	19-37	51.4%	2nd half: 18-30	60.0%	Game: 37-67	55.2%				
		3FG % 1st half: 4-11	36.4%	2nd half: 3-8	37.5%	Game: 7-19	36.8%					
		FT % 1st half: 6-7	85.7%	2nd half: 6-10	60.0%	Game: 12-17	70.6%					

Officials: Matt Smith, Scott Young, Sean Campbell
Technical fouls: Ferrum College None; Army West Point None.
Attendance: 595

Score by periods	1st	2nd	Total
Ferrum College	29	25	54
Army West Point	48	55	93

Last FG: FCW 2nd 02:54, ARMY 2nd 02:52.
Largest lead: FCW by 2 19-49, ARMY by 39 2nd 00:52.
FCW led for 02:54, ARMY for 38:01, Game was tied for 00:45.

Army built a 19-point halftime lead and never looked back in an eventual 93-54 victory over Ferrum College in its 2015-16 season opener.

Kevin Ferguson's 18 points led Army offensively on 9-of-11 shooting, while Tanner Plomb and Kyle Wilson contributed 17 and 15 points, respectively. Ferguson added eight rebounds and three blocks and as a team, Army shot 55.2 percent from the field (37-of-67).

Fox had nine points, three rebounds, two assists and two steals at the point guard spot for the Black Knights.

Army seized control with a 10-0 spurt and held a 23-13 lead by at 10:45 mark of the opening half. John Emezie's first-career bucket, a layup, started the stretch that ended with three consecutive baskets by Ferguson underneath.

Following a pair of field goals by Ferrum, Army's lead stretched to 13 following a corner three by Wilson after an offensive rebound by Larry Toomey. The Black Knights' 17-4 run officially lasted 6:31 and had Army ahead 30-17 with 7:32 left in the first half. Army pulled down 12 offensive rebounds in the half, which led to 15 second-chance points.

Toomey continued to find the open man and fed Plomb for a one-handed slam with five minutes on the clock as Wilson began to get going offensively. His jumper a minute later followed a three and pushed the cushion to 16 points.

Army took a 48-29 lead into the locker room after shooting 51.4 percent from the floor in the period. Ferguson had 14 points, seven rebounds and three blocks at the break, while Wilson added 10 points. The Black Knights had a 20-13 advantage on the glass and forced Ferrum into 10 turnovers.

Nine straight points, capped by a steal and a layup by Plomb extended Army's lead to 57-29 early in the second half.

Army's largest lead was the final 39-point margin. The Black Knights finished with a 38-29 rebounding advantage and were plus-10 in turnovers. Alek Ayer was Ferrum's leading scorer with 16 points on 7-for-15 shooting.

Official Basketball Box Score -- Game Totals -- Final Statistics
Army West Point vs Binghamton
11/15/15 2 p.m. at Events Center, Vestal, N.Y.

Army West Point 75 • 2-0												
#	Player	Total	3-Pr	Rebounds			PF	TP	A	TO	Bk	Stl
		FG	FGA	FT	FTA	Off	Def					
12	Plomb, Tanner	9-16	4-9	1-3	0	8	8	2	23	1	1	0
33	Toomey, Larry	2-7	0-3	2-2	3	5	8	4	6	4	0	1
13	Ferguson, Kevin	4-4	0-0	4-6	3	5	8	4	12	1	1	0
21	Wilson, Kyle	5-14	3-9	3-3	0	0	3	16	1	3	0	1
30	Fox, Jordan	0-3	0-1	2-4	0	3	3	2	5	3	1	0
01	Brown, Richard	0-0	0-0	0	0	0	0	0	0	3	0	0
02	Mammel, Scott	1-2	0-1	2-2	0	2	2	1	4	2	1	0
30	Edwards, Kennedy	2-7	2-4	0-0	1	4	5	4	6	2	1	0
30	Hoffman, Mac	0-0	0-0	0	0	0	0	3	0	0	0	0
40	Rollo, Travis	0-0	0-0	0	0	0	0	1	1	0	0	0
40	Roe, Adam	2-4	2-2	0	0	1	0	1	0	6	0	0
12	Emezie, John	0-4	0-1	0-0	0	2	2	3	0	1	2	0
Team		25-61	11-30	14-20	9	33	42	27	75	17	15	2
Totals		75-110	33-62	53.1%	2nd half: 11-29	37.0%	Game: 25-61	42.0%				
		3FG % 1st half: 14-32	43.8%	2nd half: 7-19	36.8%	Game: 11-30	36.7%					
		FT % 1st half: 7-9	77.8%	2nd half: 7-11	63.6%	Game: 14-20	70.0%					

Binghamton 60 • 0-2

#	Player	Total	3-Pr	Rebounds			PF	TP	A	TO	Bk	Stl
		FG	FGA	FT	FTA	Off	Def					
25	McFadden, Justin	1-1	0-0	2-4	1	5	6	2	4	0	1	1
42	Rodriguez, Willie	4-9	1-1	4-8	1	5	6	1	13	1	2	0
15	Alvarez, Joshy	1	2-3	0	0	3	3	4	1	1	0	0
12	Walker, Romello	4	0-3	2-3	0	3	3	1	2	0	0	1
21	Everson, David	5-11	1-2	3-4	1	2	3	3	14	4	3	0
01	McKoy, Milton	0-6	0-1	1-2	1	1	2	4	8	1	2	0
04	Timmy Rose	0-1	0-1	1-2	0	1	1	0	1	0	0	0
30	Schurman, John	0-1	0-0	0	0	0	0	0	0	0	0	0
32	Williams, Jabirille	4-7	0-0	3-6	2	3	5	2	11	1	1	1
42	Mills, Justin	3-9	1-4	3-4	1	3	4	3	10	0	4	1
Team		19-52	1-14	13-33	8	29	37	19	60	8	19	4
Totals		60-114	9-25	36.0%	2nd half: 10-27	37.0%	Game: 19-52	36.5%				
		3FG % 1st half: 0-4	0.0%	2nd half: 3-10	30.0%	Game: 3-14	21.4%					
		FT % 1st half: 12-21	57.1%	2nd half: 7-12	58.3%	Game: 19-33	57.6%					

Officials: Paul Fata, Ron Teyssie, Carl Luciano
Technical fouls: Army West Point None; Binghamton None.
Attendance: 2500

Score by periods	1st	2nd	Total
Army West Point	42	33	75
Binghamton	30	30	60

Last FG: ARMY 2nd 02:10, BING 2nd 02:32.
Largest lead: ARMY by 15 2nd 02:46, BING by 2 1st 08:50.
ARMY led for 38:24, BING led for 02:31, Game was tied for 02:05.

Army used an early run to distance itself from Binghamton in an eventual 75-60 victory over the Bearcats at the Binghamton University Events Center.

Three Army players scored in double figures, including a game-high 23 points by Tanner Plomb as the Black Knights improved to 2-0 on the year. Kyle Wilson scored 16 points and Kevin Ferguson added 12 in the win. Plomb, Ferguson and Larry Toomey each pulled down eight rebounds as Army was plus-five on the glass.

The Black Knights shot 41 percent from the floor (25-of-61), including 11-for-30 from beyond the arc (36.7 percent). Army had 17 assists, including five from Jordan Fox and four by Toomey.

Army used an early 10-2 run to jump out to a 12-6 lead and forced Binghamton into four turnovers prior to the first media stoppage. A runner by Scott Mammel tacked on two more points, before Toomey's drive and kick to an open Plomb three punctuated the 15-3 stretch and had Army up 17-7.

Back-to-back corner threes by Adam Roe, the second with 6:30 to play in the first half, sent Army's lead back to 11 points as they led 30-19. Following Plomb's third three and Edwards' second, Army had a 12-point cushion with 3:30 left in the period.

The Black Knights managed a 42-30 halftime lead despite being called for 17 fouls as a team and turning the ball over 10 times. As a team, Army hit seven threes in 19 attempts (36.8 percent), and outrebounded Binghamton 23-18. The Bearcats shot 12-of-21 from the free throw line.

The second half began with Binghamton scoring the first six points to cut the 12-point deficit in half. Everson Davis made a crucial layup to start the period before a layup by Dusan Perovic and two free throws by the Bearcats.

Over the next four minutes, Army scored 10 of the next 12 points starting with a Wilson triple. Army collected three steals during the stretch and a reverse layup by Wilson surrounded five points by Plomb. It was 52-38 with 14:21 on the second-half clock.

The lead hovered around double digits for the Black Knights over the next six minutes. A three by Perovic late in the shot clock trimmed Army's lead to 60-51, but an offensive rebound by Toomey off his own miss led to two free throws for the senior forward. A miss on the other end by Perovic gave the ball back to Army and Wilson drilled a corner three to push the lead back to 14.

Binghamton never cut Army's lead to less than 10 points and Army came away with the 15-point victory.

Official Basketball Box Score -- Game Totals -- Final Statistics
Army West Point vs Fairleigh Dickinson
11/16/15 7 p.m. at Stratia Arena (Hackensack, N.J.)

Army West Point 96 • 3-0												
#	Player	Total	3-Pr	Rebounds			PF	TP	A	TO	Bk	Stl
		FG	FGA	FT	FTA	Off	Def					
12	Plomb, Tanner	6-13	2-7	2-4	1	15	16	1	16	1	3	0
33	Toomey, Larry	1-4	0-1	0	1	7	8	2	2	4	3	1
13	Ferguson, Kevin	1	8-10	0-0	4-5	5	4	9	4	20	2	3
21	Wilson, Kyle	8-17	2-2	0	3	3	2	36	1	2	0	0
30	Fox, Jordan	0	0-0	0	0	1	1	1	0	5	4	0
30	Edwards, Kennedy	0-0	0-0	0	0	3	3	0	0	0	0	0
11	Cox, Dylan	2-2	0-0	6-10	1	3	2	3	10	1	3	1
22	Hoffman, Mac	2-2	0-0	0	0	1	1	3	4	0	2	0
41	Rollo, Travis	0-0	0-0	0	0	0	0	0	0	0	0	0
40	Roe, Adam	2-3	2-3	0	0	0	0	2	6	0	1	0
12	Emezie, John	1-1	0-0	0-2	0	0	0	1	2	1	1	0
Team		35-54	12-23	14-23	9	36	45	19	96	25	25	1
Totals		96-143	35-54	62.5%	2nd half: 15-22	68.2%	Game: 35-54	68.8%				
		3FG % 1st half: 7-13	53.8%	2nd half: 5-10	50.0%	Game: 12-23	52.2%					
		FT % 1st half: 5-7	71.4%	2nd half: 9-16	56.3%	Game: 14-23	60.9%					

Fairleigh Dickinson 85 • 1-2

Official Basketball Box Score -- Game Totals -- Final Statistics
Army West Point vs George Washington
11/22/15 7:30 PM at Charles E. Smith Center, Washington, DC

Army West Point 81 • 3-1		Total	3-Ptr	Rebounds										
#	Player	FG-FGA	FT-FTA	Off	Def	PF	TP	A	TO	Bk	Stl	Min		
10-18	Plomb, Tanner	4-9	3-6	1	11	12	3	27	1	2	0	2	31	
11	Toomey, Larry	4-7	2-3	1-2	1	1	2	4	11	6	3	0	24	
11	Ferguson, Kevin	3-4	0-0	0	1	1	5	6	0	0	0	0	15	
11	Cox, Dylan	4-9	0-2	1-5	1	2	3	7	11	3	0	1	27	
12	Wilson, Kyle	5-15	3-5	1	1	2	1	16	1	3	0	0	33	
10	Edwards, Kennedy	3-5	2-4	1-2	3	2	5	9	0	1	0	1	17	
20	Hoffman, Mac	0-0	0-0	0	1	1	3	0	2	0	0	0	17	
30	Fox, Jordan	1-1	0-0	0	0	1	1	2	1	1	0	0	13	
41	Rolla, Travis	0-0	0-0	0	1	1	0	0	0	0	1	0	7	
42	Roe, Adam	1-3	1-2	0	0	0	2	3	0	0	0	0	9	
12	Emezie, John	0-1	0-0	0	1	1	0	0	0	0	0	0	7	
Totals		30-65	12-38	9-20	10	23	33	27	81	20	15	1	4	200
FG % 1st Half: 15-31		42.9%	2nd Half: 15-30	50.0%	Game: 30-65	46.2%	Double							
3FG % 1st Half: 5-11		27.3%	2nd Half: 9-17	52.9%	Game: 12-28	42.0%	Rebounds							
FT % 1st Half: 2-7		28.6%	2nd Half: 2-13	15.4%	Game: 9-20	45.0%								

George Washington 92 • 4-0

#	Player	FG-FGA	FT-FTA	Off	Def	PF	TP	A	TO	Bk	Stl	Min		
12	Watanabe, Yuta	3-5	1-2	1	2	3	5	8	2	0	1	0	17	
12	Larsen, Kevin	0-0	0-0	5-7	2	5	7	1	21	2	1	0	36	
4	Cavanaugh, Tyler	4-7	1-4	2-2	1	8	9	2	11	2	0	1	29	
11	Garino, Patricio	6-11	1-2	5-8	2	4	6	3	18	2	1	2	28	
11	McDonald, Joe	2-7	0-1	6-6	4	3	7	1	10	4	2	0	34	
10	Mitola, Alex	1-6	0-2	2-2	0	0	0	1	4	0	0	0	15	
10	Jorgensen, Alex	1-4	0-2	0	0	3	3	3	2	3	0	0	11	
40	Swain, Anthony	0-0	0-0	0	0	0	1	0	0	1	1	0	5	
4	Roland, Jordan	0-0	0-0	1-2	1	1	2	0	1	0	0	0	3	
10	Hart, Matt	6-9	1-3	4-4	0	2	2	2	17	0	0	0	12	
Totals		31-61	4-16	26-33	10	30	40	19	92	14	11	5	8	200
FG % 1st Half: 18-36		50.0%	2nd Half: 13-25	52.0%	Game: 31-61	50.8%	Double							
3FG % 1st Half: 2-8		25.0%	2nd Half: 2-8	25.0%	Game: 4-16	25.0%	Rebounds							
FT % 1st Half: 1-3		33.3%	2nd Half: 3-8	37.5%	Game: 25-33	75.8%								

Officials: Jeff Heister, Andrew Marotta, Tim Ebanel
Technical Fouls: Army West Point None, George Washington-TEAM.
Attendance: 2775

Score by periods	1st	2nd	Total
Army West Point	35	46	81
George Washington	46	46	92

Last FG: ARMY 2nd 04:48, GW 2nd 00:13.
Largest lead: ARMY 2nd 2:48 13-6, GW by 10 2nd 06:46.
ARMY led for 02:18, GW led for 07:10, Game was tied for 02:25.

Score tied - 2 times.
Lead changed - 4 times.

Official Basketball Box Score -- Game Totals -- Final Statistics
Army West Point vs Tennessee
11/24/15 7:01 p.m. at Knoxville, Tenn. (Thompson-Boling Arena)

Army West Point 80 • 3-2		Total	3-Ptr	Rebounds										
#	Player	FG-FGA	FT-FTA	Off	Def	PF	TP	A	TO	Bk	Stl	Min		
10	Plomb, Tanner	8-19	4-10	4-5	2	5	7	24	2	1	0	0	32	
11	Toomey, Larry	2-2	1-1	4-4	1	5	6	4	9	3	0	0	27	
11	Ferguson, Kevin	4-10	0-0	1-1	6	6	12	2	9	4	0	0	32	
11	Cox, Dylan	1-10	0-0	0	0	3	2	2	4	2	1	0	27	
12	Wilson, Kyle	8-16	5-11	0-0	1	0	1	2	21	2	4	0	30	
10	Edwards, Kennedy	3-6	0-1	2-2	1	1	2	2	8	0	2	1	18	
20	Hoffman, Mac	1-1	0-0	0	0	1	2	3	0	0	0	0	9	
30	Fox, Jordan	1-2	0-1	0	0	1	1	2	2	1	0	0	13	
41	Roe, Adam	0-2	0-2	0	0	0	0	0	0	0	0	0	7	
12	Emezie, John	0-2	0-1	3-6	1	1	2	1	3	0	2	0	11	
Totals		28-70	10-27	14-18	16	28	44	54	80	17	14	2	1	200
FG % 1st Half: 13-32		40.6%	2nd Half: 15-38	39.5%	Game: 28-70	40.0%	Double							
3FG % 1st Half: 4-11		36.4%	2nd Half: 6-16	37.5%	Game: 10-27	37.0%	Rebounds							
FT % 1st Half: 6-7		85.7%	2nd Half: 8-11	72.7%	Game: 14-18	77.8%								

Tennessee 95 • 4-1

#	Player	FG	FGA	FT	FTA	Off	Def	PF	TP	A	TO	Bk	Stl	Min
21	Reese, Derek	4-5	1-1	0-0	2	9	11	2	9	2	0	2	0	24
4	Moore, Armani	11-20	3-4	4-8	3	5	8	3	29	6	3	4	3	29
9	Punter, Kevin	9-15	1-3	7-9	0	3	2	26	4	0	1	3	0	27
1	Hubbs III, Robert	6-12	2-2	0-0	1	1	2	14	1	0	0	0	0	32
4	Bulkman, Devon	3-10	2-9	0-0	0	2	2	1	8	3	1	1	1	34
11	Alexander, John	1-7	0-0	0	0	1	2	0	0	0	0	0	0	8
15	Mostella, Detrick	0-2	0-1	0-0	0	4	4	1	0	0	2	0	0	8
2	Kasongo, Ray	0-0	0-0	0	0	0	0	0	0	0	0	0	0	3
21	McGee, Jabari	0-0	0-0	0	0	0	0	0	0	0	0	0	0	1
5	Phillips, Shembari	2-3	1-1	0-0	0	0	0	0	5	1	0	0	1	5
5	Schofield, Admiral	1-2	0-1	0-0	0	1	2	2	0	1	1	0	0	5
Totals		37-70	10-22	11-17	8	29	37	19	95	17	7	10	6	200
FG % 1st Half: 18-37		48.6%		2nd Half: 19-33		57.6%		Game: 37-70		52.9%		Double		
3FG % 1st Half: 2-11		18.2%		2nd Half: 8-11		72.7%		Game: 10-22		45.5%		Rebounds		
FT % 1st Half: 2-2		100.0%		2nd Half: 8-15		60.0%		Game: 11-17		64.7%				

Officials: Mike Smith, Paul Fols, Kevin Young
Technical Fouls: Army West Point None, Tennessee-None.
Attendance: 13326
Barclays Center Classic - on-campus game.

Score by periods	1st	2nd	Total
Army West Point	35	44	80
Tennessee	40	55	95

Last FG: ARMY 2nd 03:03, UT 2nd 00:22.
Largest lead: ARMY 1st 14:10, UT by 10 2nd 03:17.
ARMY led for 15:55, UT led for 22:05, Game was tied for 02:00.

Score tied - 6 times.
Lead changed - 4 times.

George Washington used a 15-0 run midway through the second half to pull away from Army in a 92-81 decision at the Smith Center.

Tanner Plomb led the Black Knights (3-1) offensively with a game-high 27 points on 10-of-18 shooting, including four three pointers, and pulled in 12 rebounds for his second double-double in as many games. Kyle Wilson added 16 points and Larry Toomey scored 11. Dylan Cox equaled his career-high with 11 assists.

The Colonials (4-0) had five players in double figures, led by Kevin Larsen's 21. Patricio Garino scored 18, Matt Hart put in 17 off the bench, while Tyler Cavanaugh and Joe McDonald contributed 11 and 10 points, respectively. As a team, GW hit on 50.8 percent of its field-goal attempts (31-of-61) and went 26-of-33 at the free throw line.

Army was 9-for-20 at the charity stripe in the loss and connected on 46.2 percent from the field (30-of-65), with a 12-for-28 effort from distance.

George Washington opened the contest by scoring all 12 of the game's first 16 points inside the paint. Garino had six of the Colonials' points early on, before Army trimmed the deficit to three (16-13) following a Wilson triple.

Yuta Watanabe answered with a straightaway triple of his own to ignite a 14-3 run for the home team that pushed the lead to 30-16. Kevin Larsen had five points and Garino scored four as the Colonials equaled their largest lead of the first 20 minutes.

Army tightened its defense and cut GW's lead to single digits with seven straight points that made it 40-33 with 1:27 left in the half. The Colonials were 0-for-8 from the field during the four-plus minute stretch, with two turnovers. A layup by Hart ended the run and GW closed the half with six of the final eight points to go into halftime with a 46-35 lead.

Plomb, who led the Black Knights with 10 points in the first half, scored Army's first five points of the second prior to a Kennedy Edwards spot-up three that pulled the Black Knights within six (49-43). A technical foul on the Colonials led to an Army free throw, before Edwards drilled his second three to make it a two-point game.

The Army run was punctuated (15-3) when Plomb connected on a contested three that gave Army its first lead of the night at 50-49. A two-handed slam by Larsen pushed GW ahead briefly, but Plomb found Toomey open for three to put Army back up 53-51.

The Colonials reeled off nine quick points, capped by a three ball by Cavanaugh that forced an Army timeout with 12 minutes remaining. A steal and score by Hart increased the lead to 62-53, Cox missed a pair at the stripe, and the run continued with a Hart jumper and two free throws by Joe McDonald. The 15-0 spurt ended with a layup by Plomb.

George Washington led by as many as 16 points, but Army refused to go away. A one-handed slam by Plomb and a steal led to a Wilson trey that made it 83-76 with 2:38 left. A foul call put McDonald back at the line where he made a pair and Army never got any closer the rest of the way.

The Army men's basketball team led for a majority of the first half, but Tennessee's combination of Armani Moore and Kevin Punter were too much to handle in a 95-80 final at Thompson-Boling Arena.

Moore (29) and Punter (26) combined for 55 points on 20-for-35 shooting. Moore filled up the stat sheet with eight rebounds, six assists, four blocks and a steal, while Punter added four assists and three steals. Robert Hubbs III joined them in double figures with 14 points and Derek Reese added nine.

Tanner Plomb led the Black Knights with 24 points and collected seven rebounds, while Kyle Wilson scored 21 on 8-of-16 shooting and a 5-for-11 effort from beyond the arc. Kevin Ferguson grabbed 12 rebounds to equal his career high.

As a team, the Vols shot 52.9 percent from the floor (37-for-70) and hit 10-of-22 three-point attempts after missing their first eight from downtown. Army held a 44-37 rebounding edge, but turned the ball over twice as much as Tennessee (14-7).

Army used an early 10-4 run to break a 6-6 tie that included a three-point play by Plomb and a layup in traffic moments later. A floater off glass by Jordan Fox made it 16-10 in favor of the visiting Black Knights and ended the stretch.

Army's lead remained at six (24-18) thanks to a 4-for-7 start from beyond the arc, but Tennessee closed the gap to two with consecutive baskets by Shembari Phillips and Moore. The Volunteers eventually tied the score at 26-26 with a lay-in by Admiral Schofield.

The Black Knights led for most of the opening 20 minutes, but Tennessee made its final three shots of the period, including a three by Hubbs at the buzzer that made it 40-36 in favor of the Vols. Hubbs and Punter each scored 11 points in the first half, while Plomb had 11 to lead Army. Tennessee turned eight Army turnovers into 10 points and shot 48.6 percent from the floor (18-for-37), while holding the Black Knights to 40.6 percent (13-of-32).

Tennessee opened up its largest lead by the first media timeout of the second half with a three-pointer by Phillips to make it 53-44. A runner in the paint by Wilson briefly interrupted the run for Tennessee, which officially ended at 15-3 following a three by Hubbs and a pair at the line from Punter, to increase the advantage to 58-46.

A layup by Cox and an open three by Wilson trimmed the deficit to seven (61-54), but Punter continued to find space with back-to-back jumpers to push the lead back to double digits with under 12 minutes to go.

The Black Knights continuously cut the deficit under 10 points, but every time they looked to make a run, the Vols had an answer on the other end. Tennessee took its largest lead of the night on a corner triple by Reese that made it 87-69 and the home side eventually claimed the 15-point victory.

Official Basketball Box Score -- Game Totals -- Final Statistics
Arkansas - Pine Bluff vs Army West Point
11/27/15 7:30 pm at Christl Arena - West Point, NY

Arkansas - Pine Bluff 60 • 1-5													
#	Player	Total	3-Ptr	Rebounds		PF	TP	A	TO	Bk	Stl	Min	
		FG-FGA	FT-FTA	Off	Def								
4	Handley, Thaddeus	4-9	1-1	2-2	2-5	7	0	11	0	2	1	0	15
14	Wallace, Marcus	3-9	1-1	0-1	0-2	2	2	0	3	0	2	0	16
12	Love, Jonathan	6-10	1-2	3-3	3-2	5	1	15	1	2	1	1	28
23	Roberson, Ghaemari	1-6	1-5	0-0	0-1	1	1	2	3	1	4	0	17
20	Porter, Chauncy	0-0	0-0	0-0	0-1	2	0	0	0	0	1	1	0
01	Jackson, Charles	3-7	1-3	1-1	1-2	3	1	8	2	0	0	1	28
10	Lyndy Johnson	3-13	2-7	1-3	2-1	1	1	11	1	1	0	1	5
12	Cunningham, Marcus	1-6	0-0	0-0	1-5	6	4	2	0	2	1	0	23
15	Whitting, Trent	1-2	0-0	0-1	1-1	1	1	4	2	1	0	1	10
22	Johnson, Aron	0-0	0-0	0-0	0-0	0	0	0	0	0	0	0	0
00	Bayless, Devin	0-0	0-0	0-0	0-0	0	0	0	2	0	2	0	0
34	Brewer, Derrick	1-3	0-0	0-0	2-1	3	1	2	1	2	0	1	0
	Team	0-0	0-0	0-0	0-0	0	0	0	0	0	0	0	0
Totals		22-65	8-20	18-35	15-38	18	18	60	10	17	5	5	
FG % tot		32.4	40.0	51.4	39.5	Game	22-65	33.8					Dead
3PT % tot		40.0	0.0	0.0	0.0	Game	4-20	20.0					Dead
FT % tot		47.1	57.1	0.0	80.0	Game	8-12	66.7%					1
Army West Point 81 • 4-2													
		Total	3-Ptr	Rebounds									

Official Basketball Box Score -- Game Totals -- Final Statistics														
Gardner-Webb vs Army West Point														
11/28/15 7:30 PM at Christl Arena, West Point, NY														
Gardner-Webb 98 • 2-5														
#	Player	Total	3-Pr	Rebounds			Off	Def	TP	PF	TP	A	TO	Bk Stl
		FG-GA	FG-GA	FT-FTA	Off	Def	PF	TP	A	TO	Bk	Stl	Min	
20	Nelson, Tyrell	8-13	2-2	2-3	3	5	8	5	20	2	3	0	1	28
14	McBride, Harold	9-19	5-8	8-8	1	5	6	3	31	8	1	0	1	35
15	Poston, Dylan	6-11	5-9	1-2	0	1	1	2	18	1	1	1	2	24
11	Eflaniay, David	5-9	0-0	0	0	0	0	0	1	10	2	1	1	0
24	Ivey, Isaiah	2-10	1-7	1-2	2	4	6	2	6	1	2	0	0	32
10	Robateau, Jamaal	0-1	0-1	0-0	0	0	0	0	0	0	0	0	0	5
13	Rideau, Laquincy	2-4	0-0	1-7	0	3	3	4	1	2	0	0	5	20
14	Miller, Brandon	0-1	0-0	0	0	0	0	0	0	1	0	0	0	2
21	Abdole, Nerve	0-0	0-0	0	0	1	2	3	1	0	0	1	0	7
23	Burbage, Adonis	2-6	2-5	1-1	0	1	1	2	7	1	0	0	1	28
20	Laster, DJ	0-0	0-0	0	0	0	0	1	0	1	0	0	0	2
11	Niangane, L'Yssanne	0-1	0-0	1-2	4	8	2	1	1	2	2	0	0	20
Team					1	0	1							
Totals		34-75	15-32	15-25	12	25	37	23	98	17	16	4	10	225
FG % 1st half:	10-27	37.0%	2nd half:	21-36	58.3%	OT:	3-12	25.0%	Game:	34-75	45.3%	Deadball		
3FG % 1st half:	5-9	55.6%	2nd half:	9-16	56.2%	OT:	1-7	14.3%	Game:	12-24	50.0%	Rebounds		
FT % 1st half:	8-6	83.3%	2nd half:	8-15	53.3%	OT:	2-4	50.0%	Game:	15-25	60.0%			5

Army West Point 103 • 5-2														
#	Player	Total	3-Pr	Rebounds			Off	Def	TP	PF	TP	A	TO	Bk Stl
		FG-GA	FG-GA	FT-FTA	Off	Def	TP	PF	TP	A	TO	Bk	Stl	Min
11	Plomb, Tanner	11-17	7-9	2-4	0	6	6	31	3	3	0	0	36	
23	Toomey, Larry	1-2	0-1	2-2	1	2	3	4	2	2	1	1	25	
11	Ferguson, Kevin	7-12	0-0	3-4	2	8	10	4	17	4	3	3	0	34
11	Cox, Dylan	0-0	0-0	0	0	0	0	0	0	0	0	0	0	35
21	Wilson, Kyle	5-13	3-9	7-9	0	3	3	2	10	4	2	0	1	36
10	Edwards, Kennedy	2-4	3-2	1-2	1	5	6	1	6	1	1	0	1	21
23	Hoffman, Mac	3-3	0-0	0	1	2	3	6	0	0	0	0	0	11
10	Fox, Jordan	0-2	0-1	2-2	0	0	0	3	2	1	1	0	1	10
15	Roe, Adam	1-3	1-1	0	0	0	0	1	3	2	2	0	0	6
11	Emezie, John	2-3	0-1	1	1	3	4	1	1	1	0	1	0	11
Team					0	3	3							
Totals		36-64	12-24	19-26	6	34	40	24	103	27	18	5	6	225
FG % 1st half:	19-33	57.6%	2nd half:	14-25	56.0%	OT:	3-6	50.0%	Game:	36-64	56.3%	Deadball		
3FG % 1st half:	4-10	40.0%	2nd half:	6-11	54.5%	OT:	1-3	66.7%	Game:	12-24	50.0%	Rebounds		
FT % 1st half:	8-6	83.3%	2nd half:	10-11	90.9%	OT:	6-10	60.0%	Game:	19-26	73.1%			4

Officials: Damon Williams, Paul Fala, Edwin Young
Technical Fouls: Gardner-Webb-None, Army West Point-None.
Attendance: 548
2015 Barclays Center Classic

Score by periods					Points				
	1st	2nd	OT	Total	1st	2nd	OT	Total	Lead
Gardner-Webb	30	55		85	20	34		54	10
Army West Point	45	44	14	103	42	44	17	103	0

Last FG - ARMY led 40-38, ARMY OT 60-52
Largest lead - GWU by 2-16 at 47:47, ARMY by 25-14 at 06:57
CWU led for 00:53, ARMY led for 46:40, Game was tied for 02:17.

After a routine Gardner-Webb rally sent the game to overtime, but Army made the critical plays in the extra session to claim the 2015 Barclays Center Classic championship crown at Christl Arena. The 103-98 triumph for Army improved it to 5-2 on the season.

Tanner Plomb garnered most-valuable player honors and Kyle Wilson was also selected to the all-tournament team. The 6-7 senior forward poured in a career-high 31 points on an 11-for-17 shooting performance, with seven threes, while Wilson added 20 points. Kevin Ferguson recorded his second straight double-double with 17 points and 10 rebounds and Dylan Cox contributed 10 points and nine assists.

Army was ahead by as many as 25 points in the first half, but Gardner-Webb erased a 10-point deficit with 1:13 left in regulation to send the game to OT. GWU received a 31-point effort from Harold McBride, Tyrell Nelson scored 20 points and Dylan Poston put in 18. McBride and Poston each hit five three-point field goals, and it was Poston's three at the end of regulation that sent the game to overtime.

Leading 9-8 in the game's opening minutes, Army reeled off 13 straight points to take a 22-8 lead. John Emezie ignited the run with a layup, Mac Hoffman had two buckets, Ferguson scored twice inside and Wilson buried a three-pointer off a feed by Cox. The Army point guard had four of Army's 14 first-half assists on 19 made field goals.

Following a three-pointer by McBride, Army scored five more points, including a triple by Plomb, to extend its lead. Two free throws by McBride preceded another Emezie layup, before Plomb erupted for nine straight points for the Black Knights. A layup and two dunks, the second on a highlight-reel alley-oop off a lob by Larry Toomey, and a wide-open three put an exclamation point on Army's 29-5 run.

During the spurt, Army was 12-for-15 from the field and Army was up 38-13 with seven minutes to play as Gardner-Webb called its third timeout of the first half.

The visitors pulled back within 12 points late in the period, but Plomb's late trifecta put Army's halftime advantage at 45-30.

A three-pointer by Isaiah Ivey cut Army's lead to 11 points at the 14:23 mark of the second half, but again Plomb had an answer. Back-to-back threes kept him perfect from distance to that point (6-for-6) before Ferguson made a layup to push the lead to 19.

Gardner-Webb was within 14 points with 11 minutes remaining, but Adam Roe continued his hot shooting start to the season with a three-pointer from the top of the key.

GWU hung around and was able to cut Army's deficit to single digits (83-76) with a little more than two minutes to play. Plomb drained a three- pointer a minute later to push the lead back to 10.

With exactly a minute left, McBride went to the line and made two free throws. A turnover by Army led to a second-chance three-ball by McBride that quickly had Gardner-Webb within five (86-81) with 40 seconds on the clock. Plomb made one of two free throws before McBride got back to the line where he made two more to draw the visitors within four at 87-83 with 28 seconds to go. Another Army turnover led to an easy layup (87-85), before Wilson gave the ball away again and fouled LaQuincy Rideau with 11 seconds left.

Rideau had a chance to tie the game, but missed the second free throw and Ferguson was fouled with seven seconds to go. The senior center drained both of his foul shots and Gardner-Webb got the ball down by three. Wilson nearly stole a pass to end the game, but his momentum carried him out of play under the Army basket. After a brief discussion, one second was put on the clock and Gardner-Webb sent the game to overtime when Poston drained a deep three-pointer to tie the game at 89-89.

Poston connected on trey early in the overtime period to give Gardner-Webb its first lead since the 18:47 mark of the first half at 92-91. Army scored five of the next six points, including a three by Wilson (96-93) and never trailed from that point. Kennedy Edwards buried a gigantic corner three-pointer with 52 seconds left on a pass from Plomb after Gardner-Webb made it a two-point game on the previous possession.

Official Basketball Box Score -- Game Totals -- Final Statistics														
Army West Point 84 • 6-2														
12/12/15 7:00 PM at Cross Insurance Center - Bangor, ME														
#	Player	Total	3-Pr	Rebounds			Off	Def	TP	PF	TP	A	TO	Bk Stl
		FG-GA	FG-GA	FT-FTA	Off	Def	TP	PF	TP	A	TO	Bk	Stl	Min
11	Plomb, Tanner	6-19	1-10	0-0	1	3	4	0	13	2	1	0	1	31
23	Toomey, Larry	1-5	1-1	0-0	2	3	5	2	5	1	1	1	1	13
11	Ferguson, Kevin	3-7	0-0	1-2	3	2	5	2	7	0	0	6	0	27
11	Cox, Dylan	3-5	0-0	2-3	0	4	4	1	8	4	3	1	2	25
21	Wilson, Kyle	5-19	3-14	4-4	0	4	4	1	17	2	3	0	1	32
10	Edwards, Kennedy	8-11	4-5	3-2	3	2	5	3	21	1	2	1	3	28
20	Hoffman, Mac	0-1	0-0	0-0	3	3	2	0	1	0	0	0	0	8
10	Fox, Jordan	2-2	1-1	0-0	1	1	2	3	5	6	2	0	0	15
11	Rollo, Travis	0-0	0-0	0	0	2	2	0	0	0	0	0	1	4
15	Roe, Adam	3-4	2-2	0-0	1	2	3	1	8	1	0	1	0	9
11	Emezie, John	0-1	0-1	0	1	2	1	0	1	0	1	0	0	8
Team					1	2	3							
Totals		32-74	12-34	8-11	13	29	42	16	84	19	12	10	10	200
FG % 1st half:	20-39	51.3%	2nd half:	12-35	34.3%	Game:	32-74	43.2%	Deadball					
3FG % 1st half:	8-17	47.1%	2nd half:	4-17	23.5%	Game:	12-34	35.3%	Rebounds					
FT % 1st half:	2-3	66.7%	2nd half:	6-8	75.0%	Game:	8-11	72.7%						

Maine 71 • 2-4														
#	Player	Total	3-Pr	Rebounds			Off	Def	TP	PF	TP	A	TO	Bk Stl
		FG-GA	FG-GA	FT-FTA	Off	Def	TP	PF	TP	A	TO	Bk	Stl	Min
11	Stojiljkovic, Ilija	1-4	0-2	0-0	0	5	5	0	0	2	0	1	22	
11	Gloger, Tili	1-17	0-0	0	1	0	1	0	4	0	1	0	9	
10	Calhoun, Lavar	1-7	0-2	2-2	2	2	2	2	4	1	0	0	0	18
01	Calhoun, Aaron	2-6	0-0	0	1	2	1	4	1	3	0	0	1	32
01	Calhoun, Aaron	1-4	1-5	1-4	1	4	1	5	16	4	2	4	26	
01	Bernstein, Ryan	5-11	1-3	0-0	1	2	3	2	11	0	3	0	25	
01	Eke, Devine	14-18	0-0	1-3	8	16	0	29	1	1	2	1	30	
11	King, Walter	1-4	1-2	1-4	5	0	3	2	0	0	1	0	15	
11	Reid-Knight, Troy	0-3	0-1	0-0	0	1	0	0	0	1	0	0	17	
11	Beal, Garett	0-3	0-3	0	0	2	2	1	0	2	3	0	0	21
Team					3	3	6							
Totals		31-76	2-16	7-11	18	32	50	14	71	11	16	2	8	200
FG % 1st half:	13-31	41.9%	2nd half:	18-45	40.0%	Game:	31-76	40.8%	Deadball					
3FG % 1st half:	1-8	12.5%	2nd half:	1-8	12.5%	Game:	2-16	12.5%	Rebounds					
FT % 1st half:	2-4	50.0%	2nd half:	5-7	71.4%	Game:	7-11	63.6%						

Officials: Rob LaBennett, Doug Grant, Matt Smith
Technical Fouls: Army West Point-None, Maine-None.
Attendance: 1192

Score by periods					Points				
	1st	2nd	OT	Total	1st	2nd	OT	Total	Lead
Army West Point	20	34		54	10	24		34	10
Maine	29	42	7	78	8	24	10	42	0

Last FG - ARMY led 50-28, MAINE led 60-50.
Largest lead - ARMY by 21-20 at 08:49, MAINE by 1-3 at 18:46.
ARMY led for 07:53, MAINE led for 00:50, Game was tied for 02:17.

A hot-shooting first 20 minutes gave the Army men's basketball team a 21-point halftime lead and it never looked back in an 84-71 victory over Maine at the Cross Insurance Center.

Kennedy Edwards registered a career-high 21 points to pace the Army offense, Kyle Wilson (17) and Tanner Plomb (13) joined him in double digits, while Kevin Ferguson tied a career-high with six blocked shots.

Army drained 12-of-34 three-point field goals, while limiting Maine to 2-for-16 from distance in the game. The Black Knights won the turnover battle (16-12) and outscored Maine in that department 21-8. The Black Bears outrebounded Army 50-42 and were plus-13 in second-chance points.

A furious pace to start the night saw Army secure a 19-11 lead after eight straight points. Edwards started the spurt with a bucket inside, before back-to-back transition threes by Adam Roe and Larry Toomey.

Maine came back with five points in a row, but Edwards got in on the three-point parade with a trifecta from the wing to make it 22-16.

Midway through the first half, Army extended its advantage to 12 (32-20) when Edwards hit a baseline jumper that forced a timeout by the Black Bears. That jumper followed a three by the Army junior and a strong drive and finish by Plomb. After the stoppage, Plomb hit a three-pointer to cap the 10-0 Army run.

Army continued to shoot the ball well from downtown as the lead ballooned to 21 points (45-24) with three-pointers by Wilson and Roe, and then a rainbow pullup two-point jumper from Plomb.

The Black Knights took a 50-29 lead into halftime as six different players made a three-pointer in the period. Army connected on 8-of-17 three-point attempts (47.1 percent) and 20-of-29 attempts overall (51.3 percent), while holding a plus-five margin in turnovers (12-7). Maine shot 41.9 percent in the opening half (13-of-31), but were 1-of-8 from distance.

Maine cut Army's lead to 16 by the first media timeout of the second half, but Army came back with threes by Edwards and Wilson, before a putback by Roe made it 67-43.

The visiting Black Knights led by as many as 25 points, before a 13-4 Maine run trimmed their lead to 15 points with five minutes left. An Army timeout halted the momentum briefly before a pair of Wilson free throws ended Maine's 18-4 run with

Official Basketball Box Score -- Game Totals -- Final Statistics
Army West Point vs Air Force
12/12/15 2:00 pm at Clune Arena, USAF Academy, Colo.

Army West Point 90 • 8-2

#	Player	Total		3-Ptr		Rebounds		PF	TP	A	TO	Bk	St	Min
		FG	FGA	FG	FGA	FT	FTA							
12	Plomb, Tanner	3-9	2-5	10-11	3-3	2	18	2	2	0	1	22		
13	Toomey, Larry	4-6	1-3	1-3	2	6	8	2	10	3	2	1	0	27
15	Ferguson, Kevin	2-7	0-0	3-6	2	7	9	4	7	2	1	2	1	27
11	Cox, Dylan	0-3	0-2	0-0	0	0	0	5	0	1	4	0	1	13
13	Wilson, Kyle	6-11	4-7	3-6	0	5	5	1	19	0	1	0	0	33
10	Edwards, Kennedy	2-2	1-1	0-0	0	1	1	2	5	0	0	0	0	6
15	Mammel, Scott	2-4	1-2	0-0	0	1	1	2	7	1	0	0	0	11
10	Edwards, Kennedy	1-2	0-0	0	0	1	1	2	2	0	1	0	0	7
20	Hoffman, Mac	0-0	0-0	0	0	2	2	0	1	1	0	0	0	9
30	Fox, Jordan	2-6	0-2	0-0	0	1	1	2	4	5	1	0	2	18
43	Rollo, Travis	0-0	0-0	1-2	1	1	0	0	7	1	0	0	0	4
45	Roe, Adam	2-6	2-5	4-4	1	1	2	1	10	0	2	2	1	13
12	Emerie, John	2-2	1-1	2-4	0	1	1	0	7	1	0	1	0	10
Team		3	2	5										
Totals		36-58	12-28	26-38	9	32	44	25	90	16	6	6	20	
FG % 1st half:		13-33	39.4%	2nd half:	13-25	52.0%	Game:	26-58	44.8%	Rebounds				
3FG % 1st half:		6-18	33.3%	2nd half:	6-10	60.0%	Game:	12-28	42.9%	Defensive				
FT % 1st half:		4-12	33.3%	2nd half:	15-24	62.5%	Game:	26-38	68.4%	Rebounds				

Air Force 80 • 6-4

#	Player	Total		3-Ptr		Rebounds		PF	TP	A	TO	Bk	St	Min
		FG	FGA	FG	FGA	FT	FTA							
34	James, Desmond	3-9	1-3	4-6	1	3	4	3	11	0	2	0	1	25
15	Graham, Hayden	10-20	1-2	0-0	5	7	12	4	21	1	2	0	2	40
41	Moer, Zach	3-7	2-2	1-2	1	2	3	4	9	0	4	1	0	20
15	Kocur, Zach	6-9	0-0	3-3	0	6	6	2	15	3	1	0	3	34
20	Lyons, Trevor	4-8	0-1	6-13	1	3	4	5	14	3	0	0	0	28
10	Stiles, C.J.	1-2	1-1	0-0	0	2	2	3	1	1	1	2	0	16
11	Tuss, Joe	1-2	1-1	1-4	0	0	0	4	0	2	0	0	0	11
15	Van, Jacob	0-0	0-0	1-2	0	0	0	2	1	3	0	0	0	13
25	Brookhuis, Kyle	1-3	0-0	0-0	0	2	2	0	0	0	0	0	0	13
13	Toohey, Frank	0-2	0-0	0-2	2	0	2	0	0	0	1	0	0	2
Team		0	0	3										
Totals		29-62	6-30	16-32	10	28	38	28	80	11	13	2	9	200
FG % 1st half:		13-31	41.9%	2nd half:	16-31	51.6%	Game:	29-62	46.8%	Rebounds				
3FG % 1st half:		2-3	66.7%	2nd half:	4-7	57.1%	Game:	6-10	60.0%	Defensive				
FT % 1st half:		4-12	33.3%	2nd half:	12-20	60.0%	Game:	16-32	50.0%	Rebounds				

Officials: Eric Curry, Dan Chrisman, Brent Dugas

Technical Fouls: Army West Point-None; Air Force-None

Attendance: 1694

Score by periods			
	1st	2nd	Total
Army West Point	43	47	90
Air Force	32	48	80

Last FG: ARMY 2nd-05:00, AF 2nd-05:00

Largest lead: ARMY by 14 1st-03:25, AF by 5 1st-09:42

Game tied for 32:34. AF led for 03:40. Game was tied for 03:37.

Score tied - 2 times.

Lead changed - 5 times.

Official Basketball Box Score -- Game Totals -- Final Statistics
Marist vs West Point
12/20/15 2:00 PM at Christ Arena - West Point, NY

Marist 89 • 3-6

#	Player	Total		3-Ptr		Rebounds		PF	TP	A	TO	Bk	St	Min
		FG	FGA	FG	FGA	FT	FTA							
10	Funk, Ryan	2-5	0-3	0-0	0	1	1	2	4	0	0	0	0	14
43	Truitt, Eric	1-3	0-0	2-2	1	2	3	4	4	4	2	0	0	18
10	Parker, Brian	10-17	0-0	3-5	1	10	11	3	23	3	3	0	0	35
04	Lamb, Isaiah	5-9	1-3	3-5	2	3	5	2	14	0	0	0	1	27
15	Hart, Khalid	7-12	1-3	7-10	0	5	5	2	22	1	1	1	3	36
01	Brooks, Kentrell	1-2	0-0	3-3	0	4	4	4	5	1	1	2	0	16
11	Lee, K.J.	0-1	0-0	0-0	0	2	0	0	1	1	0	0	0	12
13	Palsson, Kristian	3-6	2-2	0-0	0	2	2	3	8	1	1	0	0	7
25	McGowan, Connor	1-2	0-0	0-0	0	0	0	1	3	2	0	0	1	6
34	Knudsen, David	0-0	0-0	0-0	0	0	0	0	0	0	1	0	0	5
15	Lawrence-Ricks, Phil	3-6	1-1	0-0	2	2	4	0	7	1	0	0	0	13
Totals		33-63	5-12	18-25	7	35	42	23	89	13	10	5	2	200
FG % 1st half:		17-34	50.0%	2nd half:	16-29	55.2%	Game:	33-63	52.4%	Rebounds				
3FG % 1st half:		3-7	42.9%	2nd half:	3-5	60.0%	Game:	5-12	41.7%	Defensive				
FT % 1st half:		5-10	50.0%	2nd half:	13-15	86.7%	Game:	18-25	72.0%	Rebounds				

Army West Point 83 • 8-3

#	Player	Total		3-Ptr		Rebounds		PF	TP	A	TO	Bk	St	Min
		FG	FGA	FG	FGA	FT	FTA							
12	Plomb, Tanner	8-20	3-11	8-9	0	0	0	0	27	0	0	0	1	30
13	Toomey, Larry	4-8	0-2	2-4	1	7	8	2	9	2	1	0	1	27
11	Ferguson, Kevin	5-9	0-0	3-7	6	7	13	3	13	2	1	2	0	31
11	Cox, Dylan	6-8	2-2	2-2	2	1	3	3	16	6	1	1	0	30
15	Cox, Dylan	3-15	1-1	1-3	1	8	1	0	0	0	0	0	0	29
10	Edwards, Kennedy	2-5	0-1	0-0	3	0	3	2	4	0	2	0	0	15
20	Hoffman, Mac	0-1	0-1	2-4	1	2	3	2	0	0	0	0	0	6
30	Fox, Jordan	0-2	0-0	0-0	0	1	1	2	0	0	0	0	0	9
43	Rollo, Travis	0-0	0-0	0-0	0	1	1	0	0	0	0	0	0	2
45	Roe, Adam	1-7	0-5	0-0	1	3	4	1	2	0	0	0	0	14
12	Emerie, John	1-2	0-1	0-0	1	2	0	0	3	2	0	0	0	7
Team		0	0	1										
Totals		30-77	7-38	16-24	15	26	41	24	83	13	5	3	2	200
FG % 1st half:		16-39	41.0%	2nd half:	14-38	36.8%	Game:	30-77	39.0%	Rebounds				
3FG % 1st half:		3-17	17.6%	2nd half:	6-21	28.6%	Game:	9-38	23.7%	Defensive				
FT % 1st half:		5-10	50.0%	2nd half:	11-14	78.6%	Game:	16-24	66.7%	Rebounds				

Officials: Jeff Anderson, Tim Kelly, Douglas Woppor

Technical Fouls: Marist-None; Army West Point-None

Attendance: 9333

Score by periods			
	1st	2nd	Total
Marist	42	47	89
Army West Point	38	45	83

Last FG: MAR 2nd-05:02, ARMY 2nd-05:02

Largest lead: MAR by 13 1st-05:00, ARMY by 2 2nd-07:27

MAR led for 36:20. ARMY led for 01:32. Game was tied for 02:08.

Score tied - 4 times.

Lead changed - 4 times.

Official Basketball Box Score -- Game Totals -- Final Statistics
Monmouth vs Army West Point
12/28/15 4:00 PM at West Point, NY - Christ Arena

Monmouth 84 • 9-4

#	Player	Total		3-Ptr		Rebounds		PF	TP	A	TO	Bk	St	Min
		FG	FGA	FG	FGA	FT	FTA							
43	Brady, Chris	5-6	0-0	0-0	3	1	4	3	10	0	1	3	2	16
05	Jones, Deon	3-8	0-0	2-4	1	7	8	5	8	0	4	1	2	25
10	Seaborn, Micah	2-9	0-2	7-8	0	4	4	3	11	2	0	2	0	30
11	Hornbeck, Je'Von	2-7	0-0	2-2	0	4	4	6	3	2	0	2	2	24
12	Robinson, Justin	9-20	1-7	4-6	0	1	1	23	4	1	0	1	0	35
05	Jones, Deon	1-2	0-0	1-2	2	2	4	3	12	0	0	0	0	25
05	Sarr, Pierre	0-0	0-0	0	0	0	0	2	0	0	0	0	0	1
25	Tighe, Austin	1-1	1-1	1-4	1	2	3	1	4	1	4	0	1	14
10	Stewart, Collin	5-11	1-4	4-4	0	2	2	12	0	1	0	2	1	15
32	Quinn, Diego	2-3	0-0	1-2	0	1	1	1	5	0	0	0	0	8
13	Tillman, Zac	1-2	0-0	0-0	4	4	1	2	0	0	0	0	0	7
Team														
Totals		30-66	3-11	21-32	12	29	41	26	84	12	16	4	13	200
FG % 1st half:		19-36	52.8%	2nd half:	11-30	36.7%	Game:	30-66	45.5%	Rebounds				
3FG % 1st half:		1-4	25.0%	2nd half:	2-7	28.6%	Game:	3-11	27.3%	Defensive				
FT % 1st half:		5-9	55.6%	2nd half:	1-2	50.0%	Game:	6-11	54.5%	Offensive				

ARMY WEST POINT

Official Basketball Box Score -- Game Totals -- Final Statistics																					
Army West Point vs Lehigh																					
12/30/15 7:05 p.m. at Stabler Arena - Bethlehem, Pa.																					
Army West Point 88 • 10-3, 1-0 PL																					
#	Player	Total	3-Ptr	Rebounds	FG-FGA	FT-FTA	Off	Def	Tot	PF	TP	A	TO	Bk Stl							
12	Wilson, Kyle	6-11	5-10	0-0	0	0	0	0	0	3	17	0	2	0	25						
12	Plomb, Tanner	9-19	2-7	3-4	0	4	4	1	23	5	4	0	0	0	32						
13	Toomey, Larry	1-3	1-1	0-0	3	8	11	1	3	1	0	0	0	0	21						
13	Ferguson, Kevin	6-9	0-0	3-4	3	4	7	4	15	1	2	0	0	0	21						
11	Cox, Dylan	4-5	0-0	0-0	0	3	3	1	8	3	2	1	0	0	27						
10	Edwards, Kennedy	1-3	0-2	0-0	0	2	2	1	2	3	1	0	1	0	18						
10	Hoffman, Mac	1-1	1-1	0-0	1	2	3	4	3	3	1	0	1	0	18						
30	Fox, Jordan	1-1	0-0	0	0	2	2	0	2	2	2	1	1	1	13						
41	Rolls, Travis	0-0	0-0	0	0	0	0	0	0	0	0	0	0	0	2						
41	Roe, Adam	3-6	3-4	2-2	0	3	3	1	11	1	1	0	1	0	14						
12	Emezie, John	1-2	0-1	2-2	1	1	2	2	4	2	0	0	0	0	9						
Team																					
Totals		33-60	12-36	10-12	10	29	39	18	88	23	17	2	4	0	200						
Totals																					
FG % 1st Half: 18-29		62.1%	2nd half: 15-31		48.4%	Game: 33-60		55.0%	Default		Rebounds		3FG % 1st Half: 7-10		70.0%	2nd half: 9-10		90.0%	Game: 12-36		48.3%
FT % 1st Half: 2-2		100.0%	2nd half: 6-10		60.0%	Game: 10-12		83.3%	FT % 1st Half: 2-2		2nd half: 6-10		60.0%		Game: 10-12		60.0%	3FG % 1st Half: 7-10		70.0%	

Lehigh 92 • 10-0, 0-1 PL																					
FG % 1st Half: 13-24		54.2%	2nd half: 19-33		57.6%	Game: 31-67		46.3%	Default		Rebounds		3FG % 1st Half: 4-9		44.4%	2nd half: 6-12		50.0%	Game: 10-20		50.0%
FT % 1st Half: 4-4		100.0%	2nd half: 6-12		50.0%	Game: 10-20		50.0%	FT % 1st Half: 4-4		2nd half: 6-12		50.0%		Game: 10-20		50.0%	3FG % 1st Half: 4-9		44.4%	
Total		3-Ptr		Rebounds																	
#	Player	FG	FGA	FT	FTA	Off	Def	Tot	PF	TP	A	TO	Bk	Stl							
11	Chuku, Jesse	5-7	5-6	2-3	2	6	8	2	17	2	1	1	1	1	1	33					
12	Kempton, Tim	6-11	0-0	6-11	2	3	5	1	28	0	1	0	0	0	0	28					
01	Ross, Kahron	3-10	0-1	0-0	3	2	5	3	6	12	1	0	0	0	0	35					
05	Price, Austin	8-17	4-8	2-3	0	0	0	4	22	1	2	0	1	34							
12	Leffroy, Kyle	2-3	1-2	0-0	0	1	3	5	3	0	1	1	3	30							
44	Carter, Devon	0-1	0-0	0-0	0	1	1	0	0	3	1	0	0	14							
11	Jenkins, Tyler	0-1	0-1	0	0	0	0	2	0	0	3	0	1	8							
22	Glover, John Ross	0-0	0-0	2	0	2	0	0	0	0	0	1	5								
40	Goldsborough, Justin	2-4	0-0	0-0	3	2	2	4	1	4	1	0	0	13							
Team																					
Totals		31-67	10-38	10-20	12	18	30	14	82	22	10	2	8	200							
Totals																					

Officials: Kenneth Cook, Dennis Alkocic, Rob Runkle
Technical Fouls: Army West Point None, Lehigh None
Attendance: 1195

Score by periods				1st	2nd	Total
Army West Point				45	43	88
Lehigh				34	58	92

Last FG: ARMY led 20-14, LEHIGH tied 20-20
Largest lead: ARMY by 20 1st 07:00, LEHIGH by 2 1st 08:43
ARMY led for 38:43, LEHIGH led for 00:00, Game was tied for 00:20

Points				In	Off	2nd	Fast	
ARMY				30	14	15	7	22
LEHIGH				38	17	24	7	4

Score tied: 0 times
Lead changed: 4 times

A scorching shooting start helped the Army West Point men's basketball team build an 11-point halftime lead in an eventual 88-82 victory in the Patriot League opener at Stabler Arena.

Four different Army players scored in double figures, led by Tanner Plomb's 23-point effort. Kyle Wilson scored 17, Kevin Ferguson had 15 and Adam Roe had a new career high with 11. Larry Toomey pulled down a career-high 11 rebounds as Army held a plus-nine advantage on the glass (39-30).

As a team, Army shot 55.0 percent (33-of-60), with 12 three pointers, and was 10-for-12 at the free throw line.

Tim Kempton scored a game-high 28 points, while Austin Price finished with 22 points and Jesse Chuku scored 17 to go along with his team-high eight rebounds. Lehigh forced Army into 17 turnovers and were plus-seven in that department on the night.

The Black Knights came out of the gate on fire, hitting 10 of their first 15 attempts, including 5-of-7 from beyond the arc. Wilson hit a trio of threes to open the contest, with Plomb and Toomey each hitting one, and Lehigh used two timeouts in the first eight minutes after Army secured a 25-11 lead.

A layup by Kennedy Edwards punctuated a 21-4 run by the Black Knights made it 27-11. Kempton, the reigning Patriot League Player of the Year, scored inside to stop the bleeding as he returned from a three-game absence with a foot injury.

Army's lead was as many as 20 in the first period when Mac Hoffman drained a three-pointer (36-16) with seven minutes to play, but Lehigh scored the final seven points of the period to cut Army's lead to 45-34.

The Black Knights finished the half 18-for-29 (62.1 percent), including a 7-for-10 effort from beyond the arc, and outrebounded Lehigh 21-13. Nine Army turnovers, including two in the final 1:17, helped the Mountain Hawks claw back into the game.

Lehigh's run continued early in the second half and the Army lead was cut to 47-41 with a three-pointer by Austin Price. The trifecta completed an 18-5 stretch before Cox's layup and a wing three from Adam Roe pushed the lead back to double digits.

The Mountain Hawks pulled within five on a layup by Kempton midway through the second half, but Army countered with a corner three by Roe, his third of the night, to extend the lead back to eight. Tanner Plomb followed with a jumper that made it 66-56 less than a minute later.

A layup by Ferguson from a loose ball had Army in front 72-60 at the 6:22 mark and moments after that, a transition triple by Wilson put Army up by 13 and completed a 14-6 run. Back-to-back threes from Lehigh followed to make it a seven-point game, but Plomb hit an elbow jumper and put the cushion back to nine with under four minutes remaining.

Lehigh made a late charge that was led by Kempton, who scored inside to make it 80-74 at 1:43. Army's ensuing trip resulted in a three from Plomb that helped seal the six-point win.

Official Basketball Box Score -- Game Totals -- Final Statistics																
Bucknell vs Army West Point																
01/02/16 5 p.m. at Christl Arena - West Point, NY																
Bucknell 84 • 5-8, 0-2 PL																
#	Player	Total	3-Ptr	Rebounds				FG	FT	A	TO	Bk	Stl			
		FG-FA	FG-FA	FF-FTA	Off	Def	Tot	PF	TP						Min	
10	Hoffman, Dom	2-4	1-2	4-4	0	6	4	9	0	0	0	0	0	0	27	
10	Foulland, Nana	3-10	0-0	1-2	3	9	12	2	7	1	3	2	0	0	29	
02	Brown, Stephen	2-5	0-0	2-4	0	1	1	6	4	1	0	0	0	2	27	
14	Hass, Chris	13-19	4-6	10-12	1	2	3	2	40	2	2	0	1	33		
12	Frazier, Ryan	5-8	1-1	2-2	1	3	4	3	13	2	0	0	1	0	27	
00	Mackenzie, DJ	1-3	0-1	0-0	1	3	4	2	0	2	0	1	3			
01	Mackenzie, Kimbal	1-6	0-2	3-4	0	0	2	5	0	1	0	0	1	0	16	
01	Azzamou, John	0-1	0-1	0-0	0	4	2	0	0	1	0	1	0	1	11	
11	Jones, Nate	0-0	0-0	0	0	0	1	0	1	1	0	0	1	0	16	
25	Banas, Matt	1-2	0-0	0-0	1	0	1	0	2	0	1	0	1	1	1	
Team				1-2	3											
Totals		28-58	6-13	22-28	8	30	38	19	84	10	12	2	7	200		
FG % 1st Half: 12-28 42.9% 2nd half: 16-30 53.3% Game: 28-58 48.3% Default Rebounds																
FT % 1st Half: 9-13 69.2% 2nd half: 13-15 86.7% Game: 22-28 78.6% FT % 1st Half: 9-13 2nd half: 13-15 86.7% Game: 22-28 78.6%																
3FG % 1st Half: 4-9 44.4% 2nd half: 2-4 50.0% Game: 6-13 46.2%																

Army West Point 76 • 10-4, 1-1 PL																					
#	Player	Total	3-Ptr	Rebounds	FG-FGA	FT-FTA	Off	Def	Tot	PF	TP	A	TO	Bk Stl	Min						
12	Plomb, Tanner	8-23	3-6	4-5	0	1	1	4	23	4	1	0	3	31							
13	Toomey, Larry	1-5	0-3	1-2	3	2	5	3	3	1	0	0	0	26							
11	Ferguson, Kevin	6-10	0-0	3-5	6	8	14	2	15	2	1	3	2	30							
11	Cox, Dylan	4-7	0-1	0-0	0	1	4	5	2	8	4	0	0	28							
11	Wilson, Kyle	4-14	1-0	2-2	0	3	3	1	21	1	3	0	0	27							
10	Edwards, Kennedy	0-1	0-1	0-0	2	0	2	1	2	0	1	2	3								
30	Hoffman, Mac	0-0	0-0	0	0	3	3	2	0	1	1	0	0	9							
30	Fox, Jordan	0-1	0-0	2-2	0	1	1	1	2	1	0	0	0	12							
41	Roe, Adam	1-3	0-2	0-0	0	1	1	2	2	1	3	0	0	14							
12	Emezie, John	0-0	0-0	0-0	0	0	0	2	0	0	0	0	0	5							
Totals		28-69	8-23	12-16	13	26	39	21	76	15	11	4	7	200							
Totals																					
FG % 1st Half: 13-31		41.9%	2nd half: 15-38		39.5%	Game: 28-69		48.3%	Default		Rebounds		3FG % 1st Half: 4-10		40.0%	2nd half: 8-21		38.1%	Game: 13-27		44.4%
FT % 1st Half: 6-7		85.7%	2nd half: 6-9		66.7%	Game: 12-16		75.0%	FT % 1st Half: 6-7		2nd half: 6-9		66.7%		Game: 12-16		75.0%	3FG % 1st Half: 4-10		40.0%	

Officials: Roberto Marquez, John Gwynn, Matt Lynch
Technical Fouls: Bucknell None, Army West Point None
Attendance: 1597

Score by periods			1st	2nd	Total
Bucknell			37	47	84
Army West Point			36	40	76

	In	Off	2nd	Fast	
Points	Point	T/O	Chance	Break	Bench
BUCKNELL	32	5	7	4	9
ARMY	32	16	10	0	6

Official Basketball Box Score -- Game Totals -- Final Statistics
Army West Point vs Loyola Maryland
1/19/16 7:00 p.m. at Baltimore, Md.: Reitz Arena

Army West Point 73 • 11-5, 2-2 PL

#	Player	pts	fg	fga	ft	fta	off	def	trb	PF	A	TO	Blk	Stl	Min
12	Plomb, Tanner	7	7-15	2-5	6-7	1	7	8	1	22	0	2	1	0	30
13	Toomey, Larry	1	0-2	0-0	0-0	2	4	6	3	0	3	0	0	0	24
11	Ferguson, Kevin	1	0-2	0-0	0-0	1	5	6	2	12	2	1	0	1	28
11	Cox, Dylan	1	1-5	0-1	0-0	0	5	5	4	2	2	3	0	2	22
12	Wilson, Kyle	1	4-11	1-6	6-6	2	0	2	3	15	0	0	0	1	30
03	Mannett, Scott	1	0-0	0-0	0-0	0	0	0	2	0	1	2	0	0	2
10	Edwards, Kennedy	1	3-8	0-1	1-1	2	0	2	2	7	2	1	0	0	15
20	Hoffman, Mac	1	0-1	0-0	0-1	3	6	0	0	1	0	1	0	1	12
19	Morrison, Luke	1	0-0	0-0	0-0	0	0	0	0	0	0	0	0	0	2
30	Fox, Jordan	1	2-3	0-1	0-0	0	3	3	1	4	3	0	0	0	2
40	Roe, Adam	1	2-6	1-2	0-1	1	0	1	0	5	1	1	0	1	8
12	Emezie, John	1	3-4	0-0	0-6	2	1	3	0	6	1	1	0	0	11
Totals		28-63	4-16	13-22	15	28	43	18	73	16	11	2	7	200	

Loyola Maryland 59 • 4-11, 3-1 PL

#	Player	Total		3-Pr		Rebounds		FT-FTA		Off Def Tot		PF		TP		A TO Blk Stl		Min			
		FG	FGA	FG	FGA	FT	FTA	Off	Def	Off	Def	Off	Def	Off	Def	A	TO		Blk	Stl	
13	Rassman, Franz	1	4-9	0-2	0-0	2	4	6	4	8	0	4	3	0	34						
21	Jones, Jarred	1	5-8	0-1	4-6	1	9	10	4	14	3	1	1	3	33						
03	Barnard, Chancellor	1	3-5	0-0	1-1	1	2	4	7	0	0	0	0	0	16						
05	Walker, Andre	1	1-6	0-0	0-0	0	5	5	4	17	4	0	0	0	34						
23	Hubbard, Tyler	1	1-8	0-5	1-1	0	1	1	3	1	1	0	0	0	27						
03	Gonski, Nick	1	0-0	0-0	0-0	0	0	0	0	0	0	0	0	0	2						
04	Pruvo, Newell	1	1-3	0-1	0-1	0	0	0	2	5	0	1	0	0	12						
00	Laster, Eric	1	2-9	0-4	0-1	3	1	4	3	4	1	1	1	0	30						
22	Gregory, Cam	1	0-0	0-0	1-2	1	1	2	0	1	0	1	0	0	6						
05	Jones, James	1	0-0	0-0	0-1	0	0	0	0	0	0	0	1	0	6						
Team						1	4	5													
Totals		22-57	2-16	13-19	9	26	35	22	59	5	15	7	2	200							
FG % 1st Half:		9-30	30.0%	2nd half:	13-27	48.1%	Game:	22-57	38.6%	Rebounds		Off		Def		PF		TP		A TO Blk Stl	
3FG % 1st Half:		1-5	20.0%	2nd half:	5-13	38.5%	Game:	6-18	33.3%	Team		3-Pr		FT-FTA		Off		Def		PF	
FT % 1st Half:		6-8	75.0%	2nd half:	7-11	63.6%	Game:	13-19	68.4%	Defensive		Rebounds		Off		Def		PF		TP	

Officials: Steve Ruppenthal, Victor Thomas, Tony Meeks
Technical Fouls: Army West Point None; Loyola Maryland-None.
Attendance: 5242

Score by periods	1st	2nd	Total
Army West Point	36	37	73
Loyola Maryland	25	34	59

Last FG - ARMY CF 03:02, LOYOLA OF 00:07
Largest lead - ARMY by 18 07:04, LOYOLA by 5 1:40-53.
ARMY led for 32:33. LOYOLA led for 11:09. Game was tied for 0:28.

The Army West Point men's basketball team improved to 7-2 on the road with a critical 73-59 victory over Loyola Maryland at Reitz Arena. The Black Knights limited the Greyhounds to a 2-for-16 shooting performance from beyond the arc.

Tanner Plomb paced the Black Knights with 22 points, Kyle Wilson scored 15 and Kevin Ferguson netted 12 in the win. Plomb grabbed a team-high eight rebounds for the Black Knights to help them to a 43-35 edge on the glass.

The Black Knights also struggled from distance (4-for-16), but shot 44.4 percent overall (28-for-63) and were plus-four in the turnover department.

Andre Walker led Loyola with 17 points and Jarred Jones posted a double-double of 14 and 10.

Loyola secured a 15-11 lead early in the contest before Army's defense increased its pressure to help it take its first lead. Army used an 8-2 run that forced a timeout after Wilson knocked down a three from the corner. After the timeout, Army got another stop and Ferguson scored inside to cap the 10-2 stretch as the Black Knights went up 21-17 at the eight-minute mark.

The score was knotted at 25-25 after a layup by Franz Rassman four minutes later, before Army scored the final 11 points of the period to take a 36-25 lead into the locker room. A three-point play by Kennedy Edwards started the spurt, John Emezie put in a tough layup in traffic, prior to buckets by Ferguson and Plomb before Edwards nailed a pullup with a minute remaining. Loyola missed five straight shots and turned the ball over three times to end the half.

Army scored 25 of its 36 points in the paint and shot 47.1 percent (16-for-34), while limiting Loyola to 30-percent shooting (9-for-30) before intermission.

The Army lead remained double figures and stretched to 12 with an acrobatic layup by Emezie six minutes into the second half. The Army freshmen was fouled on the play and missed the free throw, but Army collected the loose ball and Ferguson pushed the advantage to 48-34 with a hook shot.

Loyola cut the lead back to 10 with a pair at the line by Andre Walker. The Greyhounds' press was broken by Army and Plomb buried a three-pointer to make it 51-38. On Loyola's next trip, Edwards stepped in front of Rassman to draw a charge. Moments later, Wilson scored a layup and a foul line jumper by Ferguson made it 55-38 with 9:37 remaining.

The Greyhounds pulled back within 11 on a putback by Eric Laster with 4:20 on the clock. He was fouled on the play, but missed the attempt and Loyola grabbed the board. Jarred Jones scored inside after the miss to make it 59-50.

A missed three by Wilson gave Loyola the ball back and Walker was able to get to the rim for an easy two. Plomb countered with two free throws on the other end and the lead was back to nine at 2:58.

After two Walker free throws, Plomb's two-handed slam was one of the biggest baskets of the game for Army and made it 63-54. Loyola never got any closer than eight points over the final two minutes as Army made its final 12 free throw attempts after starting the game 1-for-10 at the charity stripe.

Official Basketball Box Score -- Game Totals -- Final Statistics
Army West Point vs Colgate
1/13/16 7:00 p.m. at Hamilton, N.Y.: Cotterell Court

Army West Point 66 • 11-6 [2-3 PL]

#	Player	Total		3-Pr		Rebounds		FT-FTA		Off Def Tot		PF		TP		A TO Blk Stl		Min	
		FG	FGA	FG	FGA	FT	FTA	Off	Def	Off	Def	Off	Def	Off	Def	A	TO		Blk
13	Toomey, Larry	1	3-6	1-1	5-7	2	2	4	0	12	4	1	1	1	28				
12	Emezie, John	1	2-4	1-2	1-2	1	0	1	3	6	2	2	0	0	19				
11	Ferguson, Kevin	1	0-1	0-0	0-0	0	2	2	3	0	1	4	1	0	16				
11	Cox, Dylan	1	5-9	0-1	2-3	2	2	4	1	12	3	3	0	2	28				
12	Wilson, Kyle	1	3-11	1-6	2-2	0	0	0	9	1	4	0	1	0	28				
03	Mannett, Scott	1	0-0	0-0	0-0	0	0	0	0	0	0	0	0	0	1				
10	Edwards, Kennedy	1	0-2	0-0	0-0	1	1	1	0	0	0	1	0	0	10				
20	Hoffman, Mac	1	2-4	0-0	1-2	3	5	8	2	5	1	2	0	0	16				
19	Morrison, Luke	1	1-5	1-3	2-2	1	1	2	0	5	0	0	0	1	9				
30	Fox, Jordan	1	2-0	0-0	0-0	1	1	2	1	1	1	0	1	1	11				
40	Edwards, Nathan	1	3-6	3-6	0-0	0	1	1	2	9	0	1	0	1	32				
12	Emezie, John	1	2-6	2-5	0-0	1	3	4	1	6	0	1	0	0	22				
Totals		22-56	9-26	13-18	15	21	36	14	66	13	20	3	8	200					

Colgate 80 • 7-9 [2-2 PL]

#	Player	Total		3-Pr		Reb.		FT-FTA		Off Def Tot		PF		TP		A TO Blk Stl		Min	
		FG	FGA	FG	FGA	FT	FTA	Off	Def	Off	Def	Off	Def	Off	Def	A	TO		Blk
14	Rivard, Tom	1	10	1-6	1-6	0	0	7	4	7	4	7	3	3	4	0	29		
15	Swopshire, Jordan	1	4-8	3-6	3-5	0	2	2	0	14	2	4	0	1	0	1	28		
05	Regisford, Malcolm	1	1-2	0-0	2-2	4	1	5	3	4	2	1	0	1	0	2	20		
00	O'Brien, Sean	1	5-8	1-3	0-0	1	4	5	1	11	5	1	0	0	4	35			
01	Tillotson, Austin	1	7-12	4-7	0-0	0	2	2	3	18	2	4	0	3	24				
10	Favorite, David	1	0-0	0-0	0	0	0	1	0	0	0	0	0	0	0	2	3		
11	Ramon, Alex	1	1-4	0-1	0-0	0	1	1	1	2	1	0	0	0	2	14			
12	Batt, Dana	1	3-5	0-0	0-0	1	0	1	2	6	1	0	0	0	0	15			
22	Krmpotich, Dave	1	3-4	0-0	0-0	0	0	0	0	6	0	2	0	0	0	7			
25	Robertson, Jordan	1	2-4	0-0	2-2	0	2	2	0	8	2	0	0	0	1	12			
40	Amel, Francisco	1	1-1	1-1	1-1	0	1	1	3	4	1	2	0	0	13				
	Team						2	1	3	4	1	1	0	0					
Total		31-58	10-25	1-12	1-12	10	29	18	80	19	15	4	1	13	200				
FG % 31st Hwt: 11.1		54.2%	20th Hwt: 38.4	23rd	Game: 31.0	53.4%	Chadwick												
FG % 3rd Hwt: 4.34		36.2%	20th Hwt: 6.14	42.9%	Game: 10-25	40.0%	Chadwick												

Official Basketball Box Score -- Game Totals -- Final Statistics

Army West Point vs Navy
02/20/16 1:36 PM at Annapolis, Md. (Alumni Hall)

Army West Point 80 • 17-11, 8-8 PCL														
#	Player	Total	FG	3-PT	FT	Rebounds	FF	Def	TP	A	T	BK	SO	Min
		FGA	FTA	FTA	FTA	Off	Def	Total	PP	TP	A	SO	BL	
12	Plomb, Tanner	6-16	5-9	7-8	0	4	4	5	24	0	2	0	1	43
13	Toomey, Larry	1-4	1-3	2-2	1	5	6	3	5	1	1	0	1	37
11	Ferguson, Kevin	8-14	0-0	6-8	12	19	4	22	2	2	1	1	2	44
11	Cox, Dylan	3-9	1-2	2-6	2	3	5	9	8	3	1	0	40	
21	Wilson, Kyle	4-16	3-10	0-0	0	1	1	4	11	3	3	0	0	47
10	Edwards, Cayne	0-1	0-1	0-0	0	3	3	0	0	0	0	1	0	5
10	Edwards, Kennedy	0-1	0-0	0-0	0	0	0	0	0	0	0	0	0	3
25	Morrison, Luke	1-4	0-1	0-0	2	0	2	1	2	0	0	0	0	11
10	Fox, Jordan	2-3	1-1	0-0	0	0	0	1	5	0	1	0	0	10
45	Roe, Adam	0-0	0-0	0-0	0	0	0	0	0	0	1	0	0	3
12	Emezie, John	0-0	0-0	2-2	0	0	0	2	0	1	0	1	0	7
Team		0-0		0-0		0-0		0-0		0-0		0-0		1
Totals		25-68		11-27		19-26		12		29		41		250
FG % 1st Half:		6-22		27.3%		12-29		41.4%		OT:		7-17		41.2%
3FG % 1st Half:		2-7		28.6%		2nd half:		3-13		Game:		25-68		36.8%
FT % 1st Half:		9-11		81.8%		2nd half:		5-8		OT:		5-7		71.4%

Navy 78 • 18-11, 9-7 PCL

Navy 78 • 18-11, 9-7 PCL														
#	Player	Total		3-Pr		Rebounds		FF		A		Min		
		FG	FGA	FT	FTA	Off	Def	Tot	PP	Tp	A			
11	Lacey, Tom	2-2	0-0	3-4	0	4	5	2	7	0	4	0	0	25
10	Kelly, Will	0-0	0-0	3-6	4	7	11	4	11	1	5	3	2	40
10	Knoor, Kendall	1-1	1-1	0-0	0	6	6	2	3	1	1	0	1	26
10	Dunbar, Timlan	5-20	0-2	6-8	1	3	1	2	16	7	2	0	1	42
10	Anderson, Shawn	0-17	4-5	2-0	1	4	5	2	20	1	0	1	0	36
10	Fox, Nourse	0-0	0-0	0-0	0	1	1	1	0	0	0	0	0	8
11	Abruzzo, Tim	2-6	0-3	0-0	1	6	7	1	4	2	2	0	0	31
11	Fong, Zach	0-1	0-0	0-0	1	0	1	0	0	1	0	0	0	5
14	Dufin, Bryce	0-0	0-0	0-0	0	0	0	0	0	0	0	0	0	2
13	Alade, Edward	0-0	0-0	1-2	1	0	1	1	1	0	1	1	0	10
44	Hogan, Jace	8-15	0-0	4-8	0	4	8	16	1	1	0	1	0	25
Team		0-0		0-0		0-0		0-0		0-0		0-0		1
Totals		30-70		1-8		17-24		15		35		50		250
FG % 1st Half:		10-23		43.5%		2nd half:		15-33		Game:		30-70		42.9%
3FG % 1st Half:		1-4		25.0%		2nd half:		0-3		OT:		0-1		0.0%
FT % 1st Half:		2-6		33.3%		2nd half:		6-8		OT:		9-10		90.0%

Officials: Alvin Cox, James Salomone, Paul Huovinen
Technical Fouls: Army West Point None, Navy None
Attendance: 5330

Score by periods		1st	2nd	3rd	OT	Total
Army West Point		23	36	11	10	80
Navy		23	35	11	8	78

Lead FG: ARMY 02:00:01, NAVY 02:00:42
Largest lead: ARMY by 4-02:01:00, NAVY by 13-04:09:00
ARMY led for 08:34, NAVY led for 32:55, Game was tied for 10:22.

Score tied - 10 times
Lead changed - 5 times.

Official Basketball Box Score -- Game Totals -- Final Statistics

Army West Point vs Boston University
02/23/16 7:08 p.m. at Cane Gym "The Roof" - Boston, Mass.

Army West Point 80 • 18-11, 9-8 PCL														
#	Player	Total		3-Pr		Rebounds		FF		A		Min		
		FG	FGA	FT	FTA	Off	Def	Tot	PP	Tp	A			
12	Plomb, Tanner	6-11	1-4	3-3	2	8	10	1	16	1	4	0	1	31
13	Toomey, Larry	1-5	0-1	0-0	2	2	4	5	2	3	1	0	1	29
11	Ferguson, Kevin	6-11	0-0	6-8	1	14	15	1	18	0	2	0	3	33
11	Cox, Dylan	4-7	0-0	0-0	2	6	8	2	8	5	2	0	2	33
21	Wilson, Kyle	5-14	1-7	4-4	0	2	2	2	15	2	2	0	1	35
10	Edwards, Kennedy	0-2	0-1	0-4	3	1	4	2	0	0	0	0	0	8
25	Morrison, Luke	4-8	3-5	0-0	1	1	2	0	11	0	0	0	0	7
10	Fox, Jordan	0-1	0-1	0-0	0	1	1	3	0	1	0	0	0	7
14	Adam, Dylan	1-4	1-4	0-0	0	0	0	0	3	1	1	0	0	4
12	Emezie, John	3-5	1-2	0-1	0	0	0	0	3	7	0	0	0	13
	Team	0-0		0-0		0-0		0-0		0-0		0-0		1
Totals		30-68		7-25		13-20		11		36		47		200
FG % 1st Half:		16-35		45.7%		2nd half:		14-33		Game:		30-68		44.1%
3FG % 1st Half:		5-15		33.3%		2nd half:		2-10		Game:		7-25		28.0%
FT % 1st Half:		5-10		50.0%		2nd half:		8-10		Game:		13-20		65.0%

Boston University 71 • 17-13, 10-7 PCL

Boston University 71 • 17-13, 10-7 PCL														
#	Player	Total		3-Pr		Rebounds		FF		A		Min		
		FG	FGA	FT	FTA	Off	Def	Tot	PP	Tp	A			
01	Havener, Nick	0-7	0-0	0-0	0	5	10	15	5	0	0	1	0	24
01	Mbargorba, Blaise	1-6	0-0	0-0	4	1	5	4	0	0	0	0	0	20
01	Papale, John	2-9	0-1	0-1	0	4	4	0	2	0	0	1	0	38
01	Fanning, Eric	7-19	5-7	5-7	2	7	2	20	2	3	0	0	0	29
01	Foreman, Kyle	1-6	0-2	3-3	0	2	2	1	3	0	0	0	0	20
01	Johnson, Luke	0-7	0-1	0-1	1	1	1	12	1	1	0	0	0	21
01	Mosley, Cheddi	5-11	0-3	8-8	0	2	2	0	18	2	0	1	0	31
01	Chambers, Kamali	0-0	0-0	0	1	0	1	1	0	0	0	0	0	3
01	Haines, Dylan	3-4	2-3	0-1	0	5	4	0	8	3	2	0	0	4
Team		0-0		0-0		0-0		0-0		0-0		0-0		1
Totals		24-69		7-20		16-21		12		32		44		200
FG % 1st Half:		13-30		43.3%		2nd half:		11-39		Game:		24-69		34.8%
3FG % 1st Half:		5-12		41.7%		2nd half:		2-8		Game:		7-20		35.0%
FT % 1st Half:		8-11		72.7%		2nd half:		16-21		Game:		16-21		76.2%

Officials: Gary Prager, Art Walton, Clarence Armstrong
Technical Fouls: Army West Point None, Boston University None
Attendance: 504

Score by periods

Score by periods		1st	2nd	Total
Army West Point		23	32	55
Boston University		23	32	55

Lead FG: ARMY 04:00:00, BOSTON 04:00:00
Largest lead: ARMY by 9-04:13:20, BOSTON by 5-04:04:25
ARMY led for 32:30, BOSTON led for 04:54, Game was tied for 03:32

Score tied - 5 times
Lead changed - 6 times.

Lehigh 82 • 15-14, 13-5 PCL

Lehigh 82 • 15-14, 13-5 PCL													
#	Player	Total		3-Pr		Rebounds		FF		A		Min	
		FG	FGA	FT	FTA	Off	Def	Tot	PP	Tp	A		
11	Chulu, Jesse	3-7	1-4	0-0	1	1	2	1	7	1	0	1	34
10	Ross, Tim	11-21	0-0	1-4	4	14	18	4	23	4	5	0	35
05	Kasson, Kaitlyn	7-13	2-2	3-4	1	2	3	1	19	7	0	0	40
05	Price, Austin	5-13	2-6			0	4	4	1	10	0	0	35
05	Wright, David	2-3	0-0	0-0	0	0	0	0	0	0	0	0	10
04	Carter, Devon	2-3	0-0			1	1	2	3	0	0	0	13
11	Jenkins, Tyler	0-0	0-0	0-0	0	0	0	1	0	0	0	0	7
04	Wright, David	1-3	0-0	0-0	0	0	0	0	0	0	0	0	7
04	Goldsbrough, Justin	0-0	0-0	0-0	0	0	2	2	0	1	0	0	7
Totals		33-65	7-15	9-15	9	29	38	14	82	13	8	1	200
FG % 1st Half: 36-30		53.3%	23.3%	17-35		48.6%		Game: 33-65		50.8%		Double Double	
FG % 2nd Half: 3-4		75.0%	75.0%	3-4		75.0%		Game: 3-4		75.0%		Double Double	
FT % 1st Half: 44		66.7%	52.3%	9-15		59.6%		Game: 9-15		60.0%		Double Double	

Official Basketball Box Score -- Game Totals -- Final Statistics														
Colgate vs Army West Point														
03/03/16 7:05 p.m. at Christl Arena - West Point, NY														
Colgate 72 • 13-17														
#	Player	Total	3-Ptr	Rebounds			FT-FTA	PF	TP	A	TO	Bk	St	Min
		FG-FGA	FG-FGA	Off	Def	Tot								
14	Rivard,Tom	4-16	1-8	0-1	4	4	8	3	9	5	0	1	0	33
15	Swopshire,Jordan	6-10	4-6	0-0	3	4	7	2	16	0	3	0	0	34
12	Batt,Dana	1-3	0-0	0-2	0	0	0	2	2	0	0	0	0	9
00	O'Brien,Sean	4-7	1-3	2-3	2	4	6	5	11	2	1	0	2	37
01	Tillotson,Austin	6-14	2-6	0-0	1	4	5	2	14	6	3	0	1	32
00	Regisford,Malcolm	2-5	0-0	0-4	0	7	7	1	4	0	1	0	0	15
10	Ramon,Alex	7-11	2-5	0-0	1	2	3	4	16	2	1	0	1	28
22	Krmpotich,Dave	0-2	0-0	0-0	0	0	0	1	0	0	0	0	0	2
29	Robertson,Jordan	0-0	0-0	0-0	1	0	1	0	0	0	0	0	0	5
30	Amiel,Franisco	0-0	0-0	0-0	1	0	1	3	0	0	0	0	0	5
Team				2	0	2								
Totals		30-68	10-38	2-10	15	25	40	33	72	15	10	1	4	200
FG % 1st Half: 13-27		48.1%	2nd Half: 18-41	43.9%	Game: 30-68	44.1%	Deadball							
3FG % 1st Half: 5-11		45.5%	2nd Half: 5-17	29.4%	Game: 10-28	35.7%	Rebounds							
FT % 1st Half: 0-6		0.0%	2nd Half: 2-4	50.0%	Game: 2-10	20.0%								

Army West Point 79 • 19-12														
#	Player	Total	3-Ptr	Rebounds			FT-FTA	PF	TP	A	TO	Bk	St	Min
		FG-FGA	FG-FGA	Off	Def	Tot								
12	Plomb, Tanner	6-11	2-5	9-11	0	5	5	0	23	3	1	2	1	34
10	Toomey, Larry	2-6	1-5	1-1	0	4	4	1	6	2	0	0	0	31
11	Ferguson, Kevin	7-9	0-0	5-7	4	10	2	19	1	2	2	1	1	32
11	Cox, Dylan	3-7	0-1	0-1	1	4	5	1	6	4	3	0	0	33
21	Wilson, Kyle	5-12	2-5	4-4	0	3	3	1	16	2	0	1	1	33
10	Edwards, Kennedy	0-2	0-2	0	4	4	1	0	1	0	0	0	0	9
20	Hoffman, Mac	0-1	0-0	0	0	0	1	0	0	0	0	0	0	2
25	Morrison, Luke	2-4	1-2	0-0	0	1	1	1	5	0	1	0	0	6
30	Fox, Jordan	0-0	0-0	0	0	0	0	1	0	0	0	0	0	7
40	Roe, Adam	0-0	0-0	0-0	0	1	1	2	0	0	0	0	0	7
12	Emezie, John	1-2	1-2	1-2	1	0	1	3	4	0	0	0	0	6
Team				1	0	1								
Totals		26-54	7-22	20-28	7	28	35	13	79	14	7	5	3	200
FG % 1st Half: 14-30		46.7%	2nd Half: 12-24	50.0%	Game: 26-54	48.1%	Deadball							
3FG % 1st Half: 3-11		27.3%	2nd Half: 4-11	36.4%	Game: 7-22	31.8%	Rebounds							
FT % 1st Half: 4-5		80.0%	2nd Half: 16-23	69.6%	Game: 20-28	71.4%								

Officials: Bill McCarthy, Steve Ruppenthal, Douglas Hopper													
Technical fouls: Colgate-None, Army West Point-None.													
Attendance: 482													
Score by periods				1st	2nd	Total							
Colgate				29	43	72	Points	11	Off	2nd	Fast		
Army West Point				35	44	79	Colgate	34	5	15	2	Bench	
							Army	30	6	8	2	9	
Last FG - COLGATE 2nd-00:07, ARMY 2nd-03:03.													
Largest lead - COLGATE by 6 1st-13:17, ARMY by 11 2nd-08:28.													
COLGATE last for 00:08, ARMY last for 00:00; Game was tied for 01:30.													
Score tied - 2 times.													
Lead changed - 4 times.													

Kyle Wilson scored 14 of his 16 points in the second half as the Army West Point men’s basketball team advanced to the Patriot League Tournament Semifinal with a 79-72 victory over No. 5 Colgate at Christl Arena.

Tanner Plomb scored 23 points and Kevin Ferguson netted 19 and pulled down 10 rebounds for his 12th double-double of the season in the win.

Colgate had four players score in double figures, including 16 apiece by Jordan Swopshire and Alex Ramon. Austin Tillotson added 14 and Sean O’Brien had 11.

The Black Knights made the game’s first run and led 20-15 after a Larry Toomey three and a three-point play by Ferguson midway through the first half.

The Raiders closed the gap to a point (22-21) on a baseline fadeaway jumper by Swopshire, before Plomb countered with a deep three on the other end.

Army took a 36-29 lead into the locker room after an evenly played first 20 minutes. Army shot 46.7 percent (14-for-30) and Colgate was at 44.4 percent (12-for-27). Rebounding favored Colgate 18-17, but the difference was at the free throw line, where Colgate was 0-for-6 and Army made 4-of-5.

The Raiders opened the second half on a 7-2 run and pulled within one as Army called timeout at 16:25 with a 37-36 lead. Tillotson, who played 12 minutes in the first half due to foul trouble, opened the scoring with a three, Dylan Cox hit a runner, and O’Brien and Swopshire each scored for the visitors.

Wilson countered with a pair at the stripe and a wing three, before a stop led to a fastbreak layup for Cox. The 7-0 spurt prompted a timeout by Colgate with Army in front 44-36 at 13:54. Ramon put in a reverse layup after the stoppage, but Wilson came back with a foul-line jumper moments later.

The Army lead increased to 49-40 after a missed layup by Tillotson led to a three-point play by Ferguson. Colgate came back with a straightaway three-pointer by Swopshire, but Plomb hit one on the next trip down. Tillotson responded with a finger roll, but John Emezie buried a corner triple to put Army up 10.

The Black Knights were up by as many as 11 before an 8-2 stretch by Colgate pulled the Raiders within five points. Army’s lead was 58-53 after a Malcom Regisford slam at 6:46 and the Raiders drew within four with four minutes to play when Rivard scored over Ferguson.

A lay-in by Army’s center on the other end gave Army a 66-60 edge, before Wilson nailed a straightaway three-pointer with three minutes left that sealed the eventual 79-72 win.

2015-16 Army Men's Basketball
Army West Point Team Game-by-Game (as of Mar 03, 2016)
All games

TEAM STATISTICS

Opponent	Date	Score		Total		3-Pointers		Free throws		Rebounds				pf	a	t/o	blk	stl	pts	avg
				fg-fga	pct	3fg-fga	pct	ft-fa	pct	off	def	tot	avg							
FERRUM COLLEGE	11/13/15	93-54	W	37-67	.552	7-19	.368	12-17	.706	17	21	38	38.0	15	18	10	6	10	93	93.0
at Binghamton	11/15/15	75-60	W	25-61	.410	11-30	.367	14-20	.700	9	33	42	40.0	27	17	15	2	6	75	84.0
at Fairleigh Dickinson	11/18/15	96-85	W	35-54	.648	12-23	.522	14-23	.609	9	36	45	41.7	19	25	25	1	4	96	88.0
at George Washington	11/22/15	81-92	L	30-65	.462	12-28	.429	9-20	.450	10	23	33	39.5	27	20	15	1	4	81	86.2
at Tennessee	11/24/15	80-95	L	28-70	.400	10-27	.370	14-18	.778	16	28	44	40.4	14	17	14	2	1	80	85.0
ARKANSAS - PINE BLUFF	11/27/15	81-60	W	27-68	.397	11-25	.440	16-20	.800	19	31	50	42.0	13	20	11	1	7	81	84.3
GARDNER-WEBB	11/28/15	103-98	Wot	36-64	.563	12-24	.500	19-26	.731	6	34	40	41.7	24	27	18	5	6	103	87.0
at Maine	12/02/15	84-71	W	32-74	.432	12-34	.353	8-11	.727	13	29	42	41.8	16	19	12	10	10	84	86.6
at Bryant	12/08/15	77-55	W	31-66	.470	14-38	.368	1-3	.333	10	33	43	41.9	21	19	9	1	6	77	85.6
at Air Force	12/12/15	90-80	W	26-58	.448	12-28	.429	26-38	.684	9	32	41	41.8	25	16	16	6	6	90	86.0
MARIST	12/20/15	83-89	L	30-77	.390	7-38	.184	16-24	.667	15	26	41	41.7	24	13	5	3	2	83	85.7
MONMOUTH	12/28/15	91-84	W	29-67	.433	11-28	.393	22-32	.688	16	31	47	42.2	25	15	18	5	5	91	86.2
at Lehigh	12/30/15	88-82	W	33-60	.550	12-26	.462	10-12	.833	10	29	39	41.9	18	23	17	2	4	88	86.3
BUCKNELL	01/02/16	76-84	L	28-69	.406	8-23	.348	12-16	.750	13	26	39	41.7	21	15	11	4	7	76	85.6
LAFAYETTE	01/06/16	73-76	L	26-63	.413	12-37	.324	9-13	.692	7	27	34	41.2	14	14	16	3	5	73	84.7
at Loyola Maryland	1/9/16	73-59	W	28-63	.444	4-16	.250	13-22	.591	15	28	43	41.3	18	16	11	2	7	73	84.0
at Colgate	1/13/16	66-80	L	22-56	.393	9-26	.346	13-18	.722	15	21	36	41.0	14	13	20	3	8	66	82.9
AMERICAN	1/17/16	65-45	W	22-55	.400	6-18	.333	15-19	.789	15	27	42	41.1	16	11	11	4	9	65	81.9
at Holy Cross	01/20/16	65-69	L	21-52	.404	6-21	.286	17-22	.773	10	30	40	41.0	23	8	16	1	2	65	81.1
BOSTON UNIVERSITY	01/27/16	67-76	L	21-62	.339	9-32	.281	16-18	.889	11	22	33	40.6	18	13	10	2	4	67	80.3
at Bucknell	1/30/16	66-94	L	24-70	.343	10-33	.303	8-21	.381	17	18	35	40.3	14	14	14	6	8	66	79.7
NAVY	02/01/16	50-64	L	15-55	.273	6-28	.214	14-19	.737	12	22	34	40.0	18	7	12	4	3	50	78.3
at Lafayette	02/03/16	84-81	Wot	32-73	.438	8-28	.286	12-15	.800	12	32	44	40.2	24	12	12	4	4	84	78.6
LOYOLA MARYLAND	2/6/16	99-100	Lot	31-82	.378	8-29	.276	29-40	.725	25	28	53	40.8	27	12	15	6	4	99	79.4
COLGATE	02/08/16	82-72	W	27-57	.474	10-25	.400	18-25	.720	10	29	39	40.7	18	16	10	4	2	82	79.5
at American	02/13/16	65-59	W	23-50	.460	4-19	.211	15-21	.714	11	30	41	40.7	17	15	14	3	5	65	79.0
HOLY CROSS	02/17/16	72-68	W	28-57	.491	5-18	.278	11-15	.733	10	29	39	40.6	13	14	13	5	5	72	78.7
at Navy	02/20/16	80-78	Wot	25-68	.368	11-27	.407	19-26	.731	12	29	41	40.6	21	14	15	3	4	80	78.8
at Boston University	02/23/16	80-71	W	30-68	.441	7-25	.280	13-20	.650	11	36	47	40.9	21	13	13	2	5	80	78.8
LEHIGH	02/27/16	72-82	L	30-63	.476	5-19	.263	7-13	.538	9	27	36	40.7	15	11	13	8	1	72	78.6
COLGATE	03/03/16	79-72	W	26-54	.481	7-22	.318	20-28	.714	7	28	35	40.5	13	14	7	5	3	79	78.6
Army West Point		2436		858-1968	.436	278-814	.342	442-635	.696	381	875	1256	40.5	593	481	418	114	157	2436	78.6
Opponents		2335		866-1945	.445	182-526	.346	421-630	.668	330	826	1156	37.3	618	384	390	106	220	2335	75.3

Games played: 31
Points/game: 78.6
FG Pct: 43.6
3FG Pct: 34.2
FT Pct: 69.6

Rebounds/game: 40.5
Assists/game: 15.5
Turnovers/game: 13.5
Assist/turnover ratio: 1.2
Steals/game: 5.1
Blocks/game: 3.7

2015-16 Army Men's Basketball
Army West Point Opponent Game-by-Game (as of Mar 03, 2016)
All games

OPPONENT STATISTICS

Opponent	Date	Score		Total		3-Pointers		Free throws		Rebounds										
				fg-fga	pct	3fg-fga	pct	ft-fa	pct	off	def	tot	avg	pf	a	t/o	blk	stl	pts	avg
FERRUM COLLEGE	11/13/15	93-54	W	21-54	.389	2-13	.154	10-13	.769	14	15	29	29.0	21	6	20	4	9	54	54.0
at Binghamton	11/15/15	75-60	W	19-52	.365	3-14	.214	19-33	.576	8	29	37	33.0	19	8	19	4	7	60	57.0
at Fairleigh Dickinson	11/18/15	96-85	W	36-77	.468	6-17	.353	7-17	.412	11	12	23	29.7	23	10	8	1	11	85	66.3
at George Washington	11/22/15	81-92	L	31-61	.508	4-16	.250	26-33	.788	10	30	40	32.2	19	14	11	5	8	92	72.8
at Tennessee	11/24/15	80-95	L	37-70	.529	10-22	.455	11-17	.647	8	29	37	33.2	19	17	7	10	6	95	77.2
ARKANSAS - PINE BLUFF	11/27/15	81-60	W	22-65	.338	8-20	.400	8-12	.667	15	24	39	34.2	18	10	17	5	5	60	74.3
GARDNER-WEBB	11/28/15	103-98	Wot	34-75	.453	15-32	.469	15-25	.600	12	25	37	34.6	23	17	16	4	10	98	77.7
at Maine	12/02/15	84-71	W	31-76	.408	2-16	.125	7-11	.636	18	32	50	36.5	14	11	16	2	8	71	76.9
at Bryant	12/08/15	77-55	W	19-55	.345	1-8	.125	16-25	.640	10	27	37	36.6	12	8	14	3	5	55	74.4
at Air Force	12/12/15	90-80	W	29-62	.468	6-10	.600	16-32	.500	10	28	38	36.7	28	11	13	2	9	80	75.0
MARIST	12/20/15	83-89	L	33-63	.524	5-12	.417	18-25	.720	7	35	42	37.2	23	13	10	5	2	89	76.3
MONMOUTH	12/28/15	91-84	W	30-66	.455	3-11	.273	21-32	.656	12	29	41	37.5	26	12	16	4	13	84	76.9
at Lehigh	12/30/15	88-82	W	31-67	.463	10-18	.556	10-20	.500	12	18	30	36.9	14	22	10	2	8	82	77.3
BUCKNELL	01/02/16	76-84	L	28-58	.483	6-13	.462	22-28	.786	8	30	38	37.0	19	10	12	2	7	84	77.8
LAFAYETTE	01/06/16	73-76	L	32-67	.478	5-13	.385	7-11	.636	10	31	41	37.3	15	18	14	1	8	76	77.7
at Loyola Maryland	1/9/16	73-59	W	22-57	.386	2-16	.125	13-19	.684	9	26	35	37.1	22	5	15	7	2	59	76.5
at Colgate	1/13/16	66-80	L	31-58	.534	10-25	.400	8-11	.727	12	17	29	36.6	18	19	15	4	13	80	76.7
AMERICAN	1/17/16	65-45	W	17-47	.362	3-16	.188	8-12	.667	6	21	27	36.1	20	9	12	1	5	45	74.9
at Holy Cross	01/20/16	65-69	L	21-58	.362	3-17	.176	24-29	.828	10	24	34	36.0	19	12	7	3	6	69	74.6
BOSTON UNIVERSITY	01/27/16	67-76	L	29-62	.468	7-19	.368	11-17	.647	15	30	45	36.5	17	16	10	5	4	76	74.7
at Bucknell	1/30/16	66-94	L	40-67	.597	9-18	.500	5-11	.455	11	33	44	36.8	21	25	16	6	6	94	75.6
NAVY	02/01/16	50-64	L	22-52	.423	4-8	.500	16-22	.727	11	31	42	37.0	18	7	12	2	5	64	75.1
at Lafayette	02/03/16	84-81	Wot	29-63	.460	7-24	.292	16-25	.640	10	31	41	37.2	23	11	13	1	5	81	75.3
LOYOLA MARYLAND	2/6/16	99-100	Lot	34-72	.472	1-10	.100	31-37	.838	14	33	47	37.6	32	6	13	8	9	100	76.4
COLGATE	02/08/16	82-72	W	25-53	.472	10-23	.435	12-17	.706	2	24	26	37.2	23	9	10	1	4	72	76.2
at American	02/13/16	65-59	W	21-57	.368	9-24	.375	8-11	.727	8	19	27	36.8	18	13	9	1	6	59	75.5
HOLY CROSS	02/17/16	72-68	W	25-59	.424	6-20	.300	12-15	.800	6	22	28	36.4	16	12	8	4	10	68	75.3
at Navy	02/20/16	80-78	Wot	30-70	.429	1-8	.125	17-24	.708	15	35	50	36.9	22	15	17	4	8	78	75.4
at Boston University	02/23/16	80-71	W	24-69	.348	7-20	.350	16-21	.762	12	32	44	37.2	19	10	12	3	8	71	75.2
LEHIGH	02/27/16	72-82	L	33-65	.508	7-15	.467	9-15	.600	9	29	38	37.2	14	13	8	1	9	82	75.4
COLGATE	03/03/16	79-72	W	30-68	.441	10-28	.357	2-10	.200	15	25	40	37.3	23	15	10	1	4	72	75.3
Opponents		2335		866-1945	.445	182-526	.346	421-630	.668	330	826	1156	37.3	618	384	390	106	220	2335	75.3
Army West Point		2436		858-1968	.436	278-814	.342	442-635	.696	381	875	1256	40.5	593	481	418	114	157	2436	78.6

Games played: 31
Points/game: 75.3
FG Pct: 44.5
3FG Pct: 34.6
FT Pct: 66.8

Rebounds/game: 37.3
Assists/game: 12.4
Turnovers/game: 12.6
Assist/turnover ratio: 1.0
Steals/game: 7.1
Blocks/game: 3.4

2015-16 Army Men's Basketball
Army West Point Combined Team Statistics (Final Statistics)
Conference games

Overall record: 9-9 Conf: 9-9 Home: 3-6 Away: 6-3 Neutral: 0-0

#	Player	gp-gs	min	avg	Total		3-Point		F-Throw		Rebounds										pts	avg
					fg-fga	fg%	3fg-fga	3fg%	ft-fga	ft%	off	def	tot	avg	pf	dq	a	to	blk	stl		
32	Plomb, Tanner	13-12	430	33.1	81-202	.401	30-95	.316	48-64	.750	8	61	69	5.3	27	1	23	29	3	8	240	18.5
31	Ferguson, Kevin	14-12	410	29.3	84-136	.618	0-0	.000	41-55	.745	55	93	148	10.6	41	1	13	34	21	10	209	14.9
21	Wilson, Kyle	18-18	611	33.9	92-261	.352	47-156	.301	36-43	.837	6	30	36	2.0	33	0	26	34	8	5	267	14.8
11	Cox, Dylan	18-17	532	29.6	60-113	.531	3-9	.333	40-53	.755	27	68	95	5.3	40	2	75	38	11	14	163	9.1
25	Morrison, Luke	15-0	167	11.1	31-82	.378	16-43	.372	7-7	1.000	20	15	35	2.3	18	0	4	14	0	9	85	5.7
33	Toomey, Larry	18-18	459	25.5	28-82	.341	13-38	.342	30-41	.732	23	78	101	5.6	42	3	33	18	4	7	99	5.5
35	Dodge, Nathan	5-0	48	9.6	7-16	.438	7-14	.500	0-0	.000	0	3	3	0.6	5	0	1	2	0	3	21	4.2
52	Emezie, John	18-6	237	13.2	22-52	.423	6-18	.333	13-26	.500	9	11	20	1.1	32	0	10	15	3	3	63	3.5
10	Edwards, Kennedy	17-0	228	13.4	20-66	.303	2-24	.083	10-19	.526	19	26	45	2.6	26	0	7	10	8	6	52	3.1
45	Roe, Adam	18-0	156	8.7	16-51	.314	11-35	.314	7-13	.538	10	12	22	1.2	15	0	8	8	0	4	50	2.8
30	Fox, Jordan	18-0	190	10.6	17-35	.486	4-12	.333	7-8	.875	1	15	16	0.9	23	0	30	16	1	10	45	2.5
00	Lenox, Maxwell	1-1	5	5.0	1-2	.500	0-1	.000	0-2	.000	0	3	3	3.0	0	0	0	0	1	0	2	2.0
20	Hoffman, Mac	12-5	171	14.3	6-18	.333	1-2	.500	9-12	.750	15	28	43	3.6	23	0	8	6	4	4	22	1.8
04	Andrews, Daniel	2-0	5	2.5	0-1	.000	0-0	.000	1-4	.250	0	1	1	0.5	0	0	0	1	0	1	1	0.5
02	Edwards, Cayne	4-0	25	6.3	0-2	.000	0-1	.000	2-4	.500	1	6	7	1.8	2	0	0	3	1	0	2	0.5
03	Mammel, Scott	6-0	17	2.8	1-3	.333	0-2	.000	0-0	.000	1	3	4	0.7	2	0	3	3	0	1	2	0.3
43	Rollo, Travis	6-1	18	3.0	0-1	.000	0-0	.000	0-0	.000	2	1	3	0.5	0	0	0	1	0	0	0	0.0
34	Miller, John	3-0	16	5.3	0-0	.000	0-0	.000	0-4	.000	2	3	5	1.7	1	0	0	0	1	2	0	0.0
Team											26	33	59				11					
Total.....		18	3725		466-1123	.415	140-450	.311	251-355	.707	225	490	715	39.7	330	7	241	243	66	87	1323	73.5
Opponents.....		18	3725		494-1101	.449	107-307	.349	245-345	.710	180	486	666	37.0	350	-	232	213	56	123	1340	74.4

TEAM STATISTICS	ARMY	OPP
SCORING	1323	1340
Points per game	73.5	74.4
Scoring margin	-0.9	-
FIELD GOALS-ATT	466-1123	494-1101
Field goal pct	.415	.449
3 POINT FG-ATT	140-450	107-307
3-point FG pct	.311	.349
3-pt FG made per game	7.8	5.9
FREE THROWS-ATT	251-355	245-345
Free throw pct	.707	.710
F-Throws made per game	13.9	13.6
REBOUNDS	715	666
Rebounds per game	39.7	37.0
Rebounding margin	+2.7	-
ASSISTS	241	232
Assists per game	13.4	12.9
TURNOVERS	243	213
Turnovers per game	13.5	11.8
Turnover margin	-1.7	-
Assist/turnover ratio	1.0	1.1
STEALS	87	123
Steals per game	4.8	6.8
BLOCKS	66	56
Blocks per game	3.7	3.1
ATTENDANCE	11624	16739
Home games-Avg/Game	9-1292	9-1860
Neutral site-Avg/Game	-	0-0

Date	Opponent	Score	Att.
* 12/30/15	at Lehigh	W 88-82	1195
* 01/02/16	BUCKNELL	L 76-84	1597
* 01/06/16	LAFAYETTE	L 73-76	443
* 1/9/16	at Loyola Maryland	W 73-59	1042
* 1/13/16	at Colgate	L 66-80	720
* 1/17/16	AMERICAN	W 65-45	912
* 01/20/16	at Holy Cross	L 65-69	1359
* 01/27/16	BOSTON UNIVERSITY	L 67-76	621
* 1/30/16	at Bucknell	L 66-94	3513
* 02/01/16	NAVY	L 50-64	3133
* 02/03/16	at Lafayette	Wot 84-81	1554
* 2/6/16	LOYOLA MARYLAND	Lo2 99-100	1113
* 02/08/16	COLGATE	W 82-72	486
* 02/13/16	at American	W 65-59	1342
* 02/17/16	HOLY CROSS	W 72-68	1086
* 02/20/16	at Navy	Wo2 80-78	5510
* 02/23/16	at Boston University	W 80-71	504
* 02/27/16	LEHIGH	L 72-82	2233

@ = Barclays Center Classic (Campus Sites)

= Barclays Center Classic (West Point, N.Y.)

* = Conference game

Score by Periods	1st	2nd	OT	OT2	Totals
Army West Point	582	685	35	21	1323
Opponents	586	702	32	20	1340

2015-16 Army Men's Basketball
Army West Point Combined Team Statistics (as of Mar 03, 2016)
All games

Overall record: 19-12 Conf: 9-9 Home: 8-7 Away: 11-5 Neutral: 0-0

#	Player	gp-gs	min	avg	Total		3-Point		F-Throw		Rebounds				pf	dq	a	to	blk	stl	pts	avg
					fg-fga	fg%	3fg-fga	3fg%	ft-fga	ft%	off	def	tot	avg								
32	Plomb, Tanner	26-25	811	31.2	179-412	.434	74-205	.361	92-125	.736	17	133	150	5.8	42	1	42	45	7	24	524	20.2
21	Wilson, Kyle	31-31	1001	32.3	168-443	.379	96-283	.339	69-84	.821	10	62	72	2.3	56	0	51	57	9	12	501	16.2
31	Ferguson, Kevin	27-25	748	27.7	149-241	.618	0-0	.000	70-102	.686	105	157	262	9.7	78	2	31	51	43	14	368	13.6
11	Cox, Dylan	29-27	815	28.1	88-174	.506	5-17	.294	57-83	.687	36	94	130	4.5	67	3	141	67	15	23	238	8.2
33	Toomey, Larry	31-31	762	24.6	57-147	.388	22-66	.333	47-65	.723	41	133	174	5.6	72	3	67	33	10	14	183	5.9
25	Morrison, Luke	19-0	194	10.2	34-91	.374	18-48	.375	7-7	1.000	20	20	40	2.1	26	0	5	18	0	11	93	4.9
10	Edwards, Kennedy	29-0	421	14.5	54-132	.409	13-47	.277	19-35	.543	37	60	97	3.3	50	0	16	23	11	15	140	4.8
35	Dodge, Nathan	7-0	57	8.1	8-18	.444	7-15	.467	1-1	1.000	0	3	3	0.4	5	0	1	3	0	3	24	3.4
45	Roe, Adam	31-0	289	9.3	34-96	.354	25-67	.373	13-21	.619	16	22	38	1.2	31	0	11	14	2	8	106	3.4
52	Emezie, John	31-6	365	11.8	33-82	.402	8-30	.267	26-48	.542	14	22	36	1.2	53	0	18	28	6	5	100	3.2
30	Fox, Jordan	31-3	377	12.2	30-70	.429	7-23	.304	17-21	.810	6	27	33	1.1	45	0	72	36	2	15	84	2.7
00	Lenox, Maxwell	3-1	10	3.3	3-4	.750	0-1	.000	0-3	.000	0	7	7	2.3	0	0	0	0	2	1	6	2.0
20	Hoffman, Mac	25-5	295	11.8	13-32	.406	1-3	.333	11-16	.688	24	45	69	2.8	50	0	13	13	4	5	38	1.5
02	Edwards, Cayne	8-0	41	5.1	3-6	.500	1-3	.333	5-8	.625	2	10	12	1.5	4	0	3	4	1	1	12	1.5
03	Mammel, Scott	11-0	64	5.8	4-12	.333	1-5	.200	6-6	1.000	2	7	9	0.8	7	0	9	6	0	2	15	1.4
04	Andrews, Daniel	2-0	5	2.5	0-1	.000	0-0	.000	1-4	.250	0	1	1	0.5	0	0	0	1	0	1	1	0.5
34	Miller, John	5-0	21	4.2	1-2	.500	0-0	.000	0-4	.000	2	3	5	1.0	1	0	0	0	1	2	2	0.4
43	Rollo, Travis	16-1	67	4.2	0-4	.000	0-0	.000	1-2	.500	5	8	13	0.8	6	0	1	2	1	1	1	0.1
01	Brown, Richard	3-0	7	2.3	0-1	.000	0-1	.000	0-0	.000	0	0	0	0.0	0	0	0	3	0	0	0	0.0
Team											44	61	105				14					
Total.....		31	6350		858-1968	.436	278-814	.342	442-635	.696	381	875	1256	40.5	593	9	481	418	114	157	2436	78.6
Opponents.....		31	6350		866-1945	.445	182-526	.346	421-630	.668	330	826	1156	37.3	618	-	384	390	106	220	2335	75.3

TEAM STATISTICS	ARMY	OPP	Date	Opponent	Score	Att.
SCORING	2436	2335	11/13/15	FERRUM COLLEGE	w 93-54	993
Points per game	78.6	75.3	11/15/15	at Binghamton	w 75-60	2550
Scoring margin	+3.3	-	11/18/15	at Fairleigh Dickinson	w 96-85	638
FIELD GOALS-ATT	858-1968	866-1945	@ 11/22/15	at George Washington	L 81-92	2775
Field goal pct	.436	.445	@ 11/24/15	at Tennessee	L 80-95	13326
3 POINT FG-ATT	278-814	182-526	# 11/27/15	ARKANSAS - PINE BLUFF	w 81-60	885
3-point FG pct	.342	.346	# 11/28/15	GARDNER-WEBB	Wot 103-98	588
3-pt FG made per game	9.0	5.9	12/02/15	at Maine	w 84-71	1192
FREE THROWS-ATT	442-635	421-630	12/08/15	at Bryant	w 77-55	294
Free throw pct	.696	.668	12/12/15	at Air Force	w 90-80	1694
F-Throws made per game	14.3	13.6	12/20/15	MARIST	L 83-89	916
REBOUNDS	1256	1156	12/28/15	MONMOUTH	w 91-84	3033
Rebounds per game	40.5	37.3	* 12/30/15	at Lehigh	w 88-82	1195
Rebounding margin	+3.2	-	* 01/02/16	BUCKNELL	L 76-84	1597
ASSISTS	481	384	* 01/06/16	LAFAYETTE	L 73-76	443
Assists per game	15.5	12.4	* 1/9/16	at Loyola Maryland	w 73-59	1042
TURNOVERS	418	390	* 1/13/16	at Colgate	L 66-80	720
Turnovers per game	13.5	12.6	* 1/17/16	AMERICAN	w 65-45	912
Turnover margin	-0.9	-	* 01/20/16	at Holy Cross	L 65-69	1359
Assist/turnover ratio	1.2	1.0	* 01/27/16	BOSTON UNIVERSITY	L 67-76	621
STEALS	157	220	* 1/30/16	at Bucknell	L 66-94	3513
Steals per game	5.1	7.1	* 02/01/16	NAVY	L 50-64	3133
BLOCKS	114	106	* 02/03/16	at Lafayette	Wot 84-81	1554
Blocks per game	3.7	3.4	* 2/6/16	LOYOLA MARYLAND	Lo2 99-100	1113
ATTENDANCE	18521	39208	* 02/08/16	COLGATE	w 82-72	486
Home games-Avg/Game	15-1235	16-2450	* 02/13/16	at American	w 65-59	1342
Neutral site-Avg/Game	-	0-0	* 02/17/16	HOLY CROSS	w 72-68	1086
			* 02/20/16	at Navy	Wo2 80-78	5510
			* 02/23/16	at Boston University	w 80-71	504
			* 02/27/16	LEHIGH	L 72-82	2233
			^ 03/03/16	COLGATE	w 79-72	482

@ = Barclays Center Classic (Campus Sites)
= Barclays Center Classic (West Point, N.Y.)
* = Conference game
^ = Patriot League Tournament