



BASKETBALL

ARMY WEST POINT

639 HOWARD ROAD | WEST POINT, N.Y. 10996

845-938-3701

GoArmyWestPoint.COM

ARMY WEST POINT



VS

BINGHAMTON



GAME

12

2016-17 SCHEDULE & RESULTS

Nov. 11	at #5 Oregon&	L, 77-91
Nov. 15	MOUNT SAINT MARY (N.Y.)	W, 91-53
Nov. 19	ARKANSAS STATE&	L, 57-60
Nov. 20	CENTRAL ARKANSAS&	L, 76-81
Nov. 23	at Columbia	W, 88-83
Nov. 26	at Fairfield	L, 74-75
Nov. 30	FAIRLEIGH DICKINSON	W, 97-78
Dec. 3	ST. FRANCIS BROOKLYN	W, 76-56
Dec. 7	AIR FORCE	W, 79-71
Dec. 10	at Monmouth	L, 71-81
Dec. 19	at St. Bonaventure	L, 83-92
Dec. 21	BINGHAMTON	7 p.m.
Dec. 30	LEHIGH*	7 p.m.
Jan. 2	at Bucknell*	7 p.m.
Jan. 5	at Lafayette*	7 p.m.
Jan. 8	LOYOLA*	1 p.m.
Jan. 11	COLGATE*	7 p.m.
Jan. 14	at American*	2 p.m.
Jan. 18	HOLY CROSS*	7 p.m.
Jan. 21	NAVY*^	1:30 p.m.
Jan. 25	at Boston U.*	7 p.m.
Jan. 28	BUCKNELL*	3 p.m.
Feb. 1	LAFAYETTE*	7 p.m.
Feb. 4	at Loyola*	2 p.m.
Feb. 8	at Colgate*	7 p.m.
Feb. 11	AMERICAN*	3 p.m.
Feb. 15	at Holy Cross*	7 p.m.
Feb. 18	at Navy*^	1:30 p.m.
Feb. 22	BOSTON U.*	7 p.m.
Feb. 25	at Lehigh*	7:30 p.m.
Feb. 28-March 8	Patriot League Tournament	TBA

*Patriot League Game

HOME GAMES IN BOLD

& indicates Maui Jim Maui Invitational

^indicates CBS Sports Network Broadcast

COACHING STAFF

Head Coach: Jimmy Allen (Emory & Henry, 1993)
Twitter: @ArmyCoachAllen
Record At Army: 5-6 (First Season)
Career Record: 102-77 (7th Season)

Assistant Coaches:

Brandon Linton (Clarkson, 2010), Third Year
 Drew Adams (Chicago, 2007), Second Year
 Ben Wilkins (N.C. State, 2001), First Year
 Zak Boisvert (Fordham, 2010), First Year

Director of Basketball Operations:

Capt. Jeremy Hince (USMA, 2011), Second Year

MEDIA INFORMATION

Men's Basketball Contact Kat Castner
 Office Phone (845) 938-7197
 Cell Phone (845) 764-0198
 Email kaitlyn.castner@usma.edu
 Men's Basketball Twitter @ArmyWP_MBB
 Athletics Twitter @GoArmyWestPoint
 Men's Basketball Instagram @ArmyWP_MBB
 Athletics Instagram @GoArmyWestPoint
 Athletics Snapchat goarmywestpoint

[5-6, 0-0 Patriot League]

[8-5, 0-0 America East]

WEDNESDAY, DECEMBER 21, 2016 // 7 P.M. // PATRIOT LEAGUE NETWORK
 WEST POINT, N.Y. // CHRISTL ARENA (5,043)

OPENING TIP: Army closes out its nonconference slate Wednesday when America East foe Binghamton comes to town. That contest is scheduled for a 7 p.m. tip in Christl Arena and can be viewed live for free on the Patriot League Network. Army is currently on a two-game slid after dropping road contests at Monmouth (L, 81-71) and St. Bonaventure (L, 92-83). Prior to that the Black Knights had strung together three-straight over Fairleigh Dickinson, St. Francis Brooklyn and Air Force. Heading into Wednesday's contest, Binghamton has won four of its last five, with its only loss at the hands of Loyola in overtime. The Bearcats are sitting in fourth place in their league with an overall mark of 8-5 but are tied for tops in the conference with eight wins.

INSIDE THE SERIES:

Army Leads: 7-2
 First Meeting: 1985-86 (W, 81-52)
 Last Meeting: Nov. 15, 2015 (W, 75-60)
 Series Streak: Army W5
 Last Army Win: Nov. 15, 2015 (W, 75-60)
 Last Binghamton Win: Dec. 8, 2001 (W, 69-57)
 At Binghamton: 2-1
 At West Point: 5-1
 At Neutral Site: N/A

HOW TO FOLLOW

Television

Patriot League Network

Online Video

CampusInsiders.com

Talent: Rich DeMarco (Play-By-Play)

Radio

Army West Point Sports Network

WBNR (1260 AM, Beacon, N.Y.)

WLNA (1420 AM, Peekskill, N.Y.)

Online Audio

Knight Vision: GoArmyWestPoint.com/Watch
 TuneIn App: Search "Army Black Knights Sports Network"

Talent: Rich DeMarco (Play-By-Play)

Twitter

@ArmyWP_MBB

Live Stats

GoArmyWestPoint.com

TALE OF THE TAPE:

BLACK KNIGHTS

BEARCATS

5-6, 0-0 PATRIOT LEAGUE	WIN-LOSS	8-5, 0-0 AMERICA EAST
3-2	LAST FIVE	4-1
79.0	POINTS/GAME	71.3
74.6	SCORING DEFENSE	71.9
+4.4	SCORING MARGIN	-0.6
.453 (312-689)	FIELD GOAL %	.465 (330-710)
.421 (287-681)	FIELD GOAL DEF.	.451 (343-761)
.384 (113-294)	3-POINT FIELD GOAL %	.373 (103-276)
.329 (76-231)	3-POINT FIELD GOAL DEF.	.350 (98-280)
.673 (132-196)	FREE THROW %	.692 (164-237)
38.6	REBOUNDS/GAME	32.8
36.5	REBOUND DEF.	35.1
+2.1	REBOUNDING MARGIN	-2.3
16.4	ASSISTS/GAME	14.3
14.5	TURNOVERS/GAME	13.4
2.1	BLOCKS/GAME	2.2
6.0	STEALS/GAME	4.8

PROBABLE STARTERS (BASED ON LAST GAME)

Pos #	Name	Cl.	Ht.	Wt.	PPG	RPG	Notes
G 11	Tommy Funk	Fr.	6-0	181	8.5	3.7	Posted career-best 13 pts vs. Monmouth and St. Bona; is 5th in league in assists
G 15	Jacob Kessler	So.	6-4	190	8.2	2.9	Leads team with 14 steals; reached career-high in pts. vs. SF Brooklyn
F 20	Mac Hoffman	Sr.	6-8	213	6.5	6.5	Leads team in rebounds; Recorded 1st career double-double against FDU
G 30	Jordan Fox	So.	6-1	184	13.3	2.5	Leads team in ppg; Has three 20-plus scoring nights so far this year
G/F 52	John Emezie	So.	6-6	215	9.6	1.9	Has reached double digits in 5 of Army's 11 games, including 5-straight from 11/20-12/3

BLACK KNIGHTS BASKETBALL

QUICK FACTS

Location	West Point, N.Y. 10996
Founded	March 16, 1802
Enrollment	4,400
Nicknames	Black Knights, Cadets
Colors	Black, Gold and Gray
Home Court	Christl Arena (5,043)
Affiliation	NCAA Division I
Conference	Patriot League
Superintendent	Lt. Gen. Robert L. Caslen Jr.
Alma Mater	West Point, 1975
Athletic Director	Boo Corrigan
Alma Mater	Notre Dame, 1990
Athletic Dept. Phone	845-938-3701
Ticket Office Phone	1-877-TIX-ARMY

HISTORY

First Year of Basketball	1903
All-Time Record	1201-1201 (.500), 114 years
Patriot League Record	106-254 (.294), 26 years
Patriot League Tournament Record	8-26 (.235)
Years in Postseason	9
NCAA Appearances	0
NIT Appearances	8
CIT Appearances	1
Last Postseason Appearance	2016 CIT
Result	Lost at NJIT, 79-65 in opening round

ATHLETIC COMMUNICATIONS

Office Phone	845-938-3303
Office FAX	845-446-2556
Website	GoArmyWestPoint.com
Twitter	@GoArmyWestPoint @ArmyWP_MBB
Instagram	@GoArmyWestPoint @ArmyMBB
Facebook	facebook.com/GoArmyWestPoint
Associate Director (MBB Contact)	Kat Castner
Office Phone	845-938-7197
Cell Phone	845-764-0198
E-mail	kaitlyn.castner@usma.edu
Press Row Phone	845-938-4441

MEDIA CREDENTIALS

Requests for working media credentials for Army basketball home games at Christl Arena must be made in advance to Kat Castner, Associate Director of Athletic Communications. Credentials will be held at the ticket office "will call" window located in the main lobby of Hollender Center.

PHOTOGRAPHERS

All photographers attending Army basketball home games must wear proper credentials. Requests for credentials should be made in advance and directed to Kat Castner. Limited space is available along each baseline and positions will be made available on a priority basis.

PRACTICE COVERAGE

Army practice sessions are closed to members of the media, unless accompanied by a member of the athletic communications staff. Please contact Army's Office of Athletic Communications in advance to determine the status of practice and to gain clearance into the workout. Office of Athletic Communications policy requires 24-hour notice for those media members wishing to attend practice. Practice will generally begin at either 3:30 p.m. or 4:15 p.m. during the week.

INSIDE INFO

In March, Army handed the head coaching duties over to Jimmy Allen, who spent six seasons on staff as an associate head and assistant. He has been tasked to replace the Black Knights' entire starting five, who had tied for the Patriot League's best overall record at 19-14 last season. Sophomore guard Jordan Fox is one of just three players on the roster that started a game last season, joining senior forward Mac Hoffman and sophomore guard/forward John Emezie. Army, who fell in last season's Patriot League semifinals to eventual champion Holy Cross, will have a youthful roster with 10 sophomores and 10 freshmen.

ROSTER BREAKDOWN

Army's roster features just six upperclassmen with four seniors and two juniors on the team. The Black Knights lost 75.8 percent of their scoring and 69.6 percent of their rebounding from last season.

The Black Knights added 10 players as part of the Class of 2020.

Army's roster has players from 14 different states. North Carolina is home to six players, the most of any single state.

STARTING FIVE

Of Army's starting five, three are averaging a .430 field goal percentage or higher with Mac Hoffman's .522 leading the way. Two of the five are also averaging more than 3.7 rebounds and 4.1 assists per game.

Since Army's contest at Columbia on Nov. 23, the Black Knights have started the same five cadet-athletes in Tommy Funk, Jacob Kessler, Mac Hoffman, Jordan Fox and John Emezie.

COACH ALLEN HITS 100

Army head coach Jimmy Allen, who with the Black Knights' win over FDU, recorded his 100th career victory as a head coach. This milestone includes his time at Averett University (2004-10).

TWIN FIGURES

Sophomore Jordan Fox is riding a double digit scoring streak. He has currently reached twin figures in five straight games. During that span, Fox led the Black Knights in scoring on three different occasions. The Jackson County, Ky., native has posted double figures in eight of Army's 11 contests so far this season.

ABOUT THE BEARCATS

Leading Binghamton in scoring is sophomore J.C. Show, who is averaging 13.3 points per game. Junior Bobby Ahearn is chipping in solid numbers as well, averaging 10.8 points per contest to close out the Bearcats in double digits. Forward/center Dusan Perovic is adding 8.0 points per game, while Willie Rodriguez is earning 7.8 per outing. On the boards it's sophomore Thomas Bruce, who is averaging 4.8 rebounds per contest. Ahearn is a close second with 4.5 per game, while Timmy Rose is handing out a team-best 3.8 assists per outing.

LAST TIME OUT

The Army West Point men's basketball team dropped a hard-fought decision on Monday night at St. Bonaventure, 92-83. Throughout the course of the contest there were 14 lead changes and 10 tie scores. It was a one-possession game until there was 3:19 remaining. The Bonnies then saw Jaylen Adams drain his second 3-pointer of the night to hand St. Bonaventure the 81-75 edge. From that point on, key makes at the free throw line handed the home team the nine-point victory. Of the Bonnies final 13 points, 11 were from the charity stripe in the last two minutes and 30 seconds of play.

For Army, Jordan Fox and Matt Wilson both matched their career-highs with 22 and 20 points, respectively. Fox went 8-of-12 from the floor and 4-of-8 from downtown, while Wilson did the majority of his scoring from inside the paint, finishing 7-of-13. He added 6-of-7 makes from the free throw line as well. Luke Morrison also reached double digit for the third time this season, scoring all of his 12 points in the opening half of play. The junior drained 4-of-7 from behind-the-arc, which was one shy of matching his career-best effort. Wilson led the team on the boards with seven rebounds, while Tommy Funk handed out a team-best seven assists.

Freshman Fard Muhammad hit 5-of-7 three-pointers and keyed a big first-half run as Binghamton pulled away early from visiting Delaware State, 85-66, Saturday afternoon. The win was BU's fourth in the last five games and established the program record for most non-conference wins in a season. The team's eighth win also matched last season's entire win total before BU even begins conference play.

Muhammad, who tied his season high with 16 points, drilled four three-pointers in a 4:12 span to key a 26-6 BU run that turned a 7-7 deadlock into a 33-13 Bearcats cushion midway through the first half. In the second half, sophomore guard Everson Davis scored all 10 of his points and head coach Tommy Dempsey spread the minutes as 12 players wound up reaching the scoring column and 11 received double-digit minutes. Binghamton's bench produced 46 points in the game - the 10th time in 13 games that BU has had the edge in bench scoring. Binghamton led by as many as 29 points before settling on the 19-point cushion. The Bearcats shot a season-high 61 percent from the floor.

PRESEASON PICKS

2016-17 PATRIOT LEAGUE PRESEASON POLL	POINTS
1. Lehigh (17 first place votes)	161
2. Boston University (3)	139
3. Bucknell	132
4. Holy Cross	115
5. American	86
6. Colgate	83
7. Loyola	69
8. Navy	49
9. Lafayette	43
10. Army West Point	23

PATRIOT LEAGUE PRESEASON PLAYER OF THE YEAR

Tim Kempton, Lehigh, Sr., F/C

PATRIOT LEAGUE PRESEASON ALL-LEAGUE TEAM

Tim Kempton,	Lehigh,	Sr., F/C
Eric Fanning,	Boston University,	Sr., G
Nana Foulland,	Bucknell,	Jr., C
Kahron Ross,	Lehigh,	Jr., G
*Delante Jones,	American,	So., G/F
*Andre Walker,	Loyola Maryland,	Jr., G

*denotes a tie in voting for the fifth spot

2015-16 FINAL STANDINGS

	PATRIOT	OVERALL
	W-L	W-L Pct.
Bucknell#*	14-4	17-12 .586
Lehigh#*	13-5	15-14 .517
Boston University#*	11-7	18-13 .581
Army West Point#*	9-9	18-12 .600
Colgate#	9-9	13-16 .448
American#	9-9	11-18 .379
Navy	9-9	18-13 .581
Loyola	8-10	9-20 .310
Holy Cross	5-13	10-19 .345
Lafayette	3-15	6-23 .207

* - Clinched quarterfinal home game

- Clinched first-round bye

2015-16 PATRIOT LEAGUE AWARDS

First-Team All-Patriot League#

Eric Fanning,	Boston University	(Jr., G)
Chris Hass,	Bucknell	(Sr., G)*
Tim Kempton,	Lehigh	(Jr., F/C)*
<i>Tanner Plomb '16,</i>	<i>Army West Point</i>	<i>(Sr., F)</i>
Kahron Ross,	Lehigh	(So., G)
Austin Tillotson,	Colgate	(Sr., G)

*Unanimous first-team choice

Second-Team All-Patriot League#

Kevin Ferguson '16,	Army West Point	(Sr., C)
Nana Foulland,	Bucknell	(So., C)
Will Kelly,	Navy	(Sr., C)
Jesse Reed,	American	(Sr., G)
Andre Walker,	Loyola	(So., G)

Third-Team All-Patriot League

Stephen Brown,	Bucknell	(So., G)
Tilman Dunbar,	Navy	(Sr., G)
Austin Price,	Lehigh	(Jr., G)
Kyle Wilson '16,	Army West Point	(Sr., G/F)

- Six players on the first team and five players on the second team due to ties in the voting.

All-Defensive

Stephen Brown,	Bucknell	(So., G)
Nathan Dieudonne,	Boston University	(Sr., F)
Kevin Ferguson '16,	Army West Point	(Sr., C)
Ryan Frazier,	Bucknell	(Sr., G)
Will Kelly,	Navy	(Sr., C)



BLACK KNIGHTS BASKETBALL

ARMY'S RECORD WHEN...

Black Knights win opening tip-off	4-1
Opponent wins opening tip-off	1-5
Black Knights lead at halftime	5-1
Black Knights trail at halftime	0-4
Black Knights tied at halftime	0-1
Black Knights outrebound opponent	5-1
Opponent outrebounds the Black Knights	0-5
Black Knights tie opponent in rebounds	0-0
Black Knights shoot 50% or better from the field	3-0
Opponent shoots 50% or better from the field	1-1
Black Knights shoot better FG% than opponent	4-1
Opponent shoots better FG% than the Black Knights	1-5
Black Knights and opponent shoot equal FG%	0-0
Black Knights commit fewer turnovers than opponent	1-4
Black Knights commit more turnovers than opponent	4-2
Black Knights and opponent commit equal turnovers	0-0
Two or fewer Black Knights score in double figures	0-2
Three Black Knights score in double figures	1-4
Four Black Knights score in double figures	2-0
Five or more Black Knights score in double figures	2-0
Black Knights score 59 points or fewer	0-1
Black Knights score between 60-69 points	0-0
Black Knights score between 70-79 points	2-4
Black Knights score between 80-89 points	1-1
Black Knights score between 90-99 points	2-0
Black Knights score 100 points or more	0-0
In games decided by three points or fewer	0-2
In games decided by 4-10 points	2-3
In games decided by 11-20 points	2-1
In games decided by 21-29 points	0-0
In games decided by 30 points or more	1-0
In November games	3-4
In December games	2-2
In January games	0-0
In February games	0-0
In March games	0-0
Saturday games	1-3
Sunday games	0-1
Monday games	0-1
Tuesday games	1-0
Wednesday games	3-0
Thursday games	0-0
Friday games	0-1
Afternoon games	1-2
Evening games	4-4
Televised games	1-3
Single Overtime games	0-0
Double Overtime games	0-0
Tournament games	0-0
Current Streak	12
Longest Winning Streak	3
Longest Losing Streak	2
Smallest Margin of Victory	5
Largest Margin of Victory	38
Average Margin of Victory	18.0
Smallest Margin of Defeat	1
Largest Margin of Defeat	14
Average Margin of Defeat	7.0
Largest Halftime Lead	15
Largest Halftime Deficit	18

A WIN OVER BINGHAMTON WOULD...

Hand Army its sixth win of the season and pull the Cadets to .500 on the year as they head into Patriot League play with an overall record of 6-6. It would also mark Army's sixth-straight victory over the Bearcats, making the all-time series stand at 8-2 in favor of the Black Knights.

ARMY VS. AMERICA EAST TEAMS

The Black Knights are 28-16 all-time against current members of the America East Conference. Of the nine schools in the league, Army has faced Binghamton (9 times), New Hampshire (9 times) and Albany (8 times) the most. Army leads four series against America East schools in Binghamton (7-2), Maine (5-0), New Hampshire (6-3), and Vermont (4-0). The Cadets have also competed against Albany (3-5), Hartford (1-1), and Stony Brook (2-5).

SHARP SHOOTIN'

Rookie Matt Wilson is currently leading the Black Knights with his .671 field goal percentage. The first-year has converted on 51 of his 76 attempts from the floor. Mac Hoffman is also having a solid senior campaign, holding a .522 field goal percentage to go along with his .727 mark (24-of-33) at the charity stripe.

ROOKIE DUO

Two freshmen have settled into their new roles with the Black and Gold quite nicely as both Tommy Funk and Matt Wilson are slowly starting to make a name for themselves. Funk is tops on the team in assists with 49, while Wilson is second in rebounding to Mac Hoffman with 58 boards. The two can do their fair share of scoring as well with Wilson registering his career high (20 points) during the Black Knights' outing at Fairfield and at St. Bonaventure. Funk earned his career-best 13 points in Army's back-to-back contests against Air Force and Monmouth.

LEADING FROM THE FRONT

Senior Mac Hoffman leads the team with 6.5 rebounds per game, which has him sixth in the Patriot League. He is also averaging 6.5 points per game and has been one of Army's most consistent scorers, hitting 24-of-46 from the floor for 52 percent shooting. The Pleasanton, Calif., native has converted on 24 of his 33 attempts from the free throw line as well.

SOPHOMORE SWAG

Jordan Fox has really emerged as a leader for the Black Knights. He currently leads Army and is 10th in the Patriot League averaging 13.3 points per game. What's more impressive though is how he's scoring. The sophomore has converted on 55 of his 110 attempts from the floor. That's good enough for .500 percent shooting, which has him fourth in the league. Things don't stop there, as Fox is second in the conference with a .453 mark from behind-the-arc. He is averaging 2.2 treys per outing, which is also fourth in the league. Lastly, the Jackson County, Ky., native is tops in the conference with a 2.5 assists-to-turnover ratio, recording 45 assists to next a league-low 18 turnovers.

NEXT UP

Army has a little time off for the holiday season before kicking off Patriot League play on Dec. 30 against Lehigh. The Mountain Hawks and Black Knights are scheduled to tip at 7 p.m. in Christl Arena. That game will be carried live on the Patriot League Network with Rich DeMarco on the call. Lehigh is currently second in the league with an overall mark of 5-5.

CBS SPORTS NETWORK

The two Army contests against rival Navy were selected to be broadcast live on CBS Sports Network. One of the most storied rivalries in all of sports will be televised to a national audience on Jan. 21 and Feb. 18 when the Black Knights and Midshipmen square off during the Patriot League schedule. Both contests are slated for 1:30 p.m. starts.

CAMPUS INSIDERS

The Patriot League announced that two of Army's games will be broadcast by Campus Insiders. The first of the two games was Dec. 7 when the Black Knights hosted Air Force at 7 p.m. in Christl Arena. That game marked the lone non-league tilt picked up by Campus Insiders. The other contest is on the road when Army heads to Worcester, Mass., for a league matchup with Holy Cross on Feb. 15 at 7 p.m. There is the potential for a third Army game to be broadcast on March 2, but those teams and site have yet to be determined. That game will be one of the Patriot League's quarterfinal contests.

NEW COACHES

When Coach Allen took over the reigns of Army basketball in March, he started to search for two additional hires to join his staff. Ben Wilkins was the first coach to come to the banks of the Hudson. Wilkins came to West Point by way of Mount St. Mary's (Md.), where he spent four seasons as the associate head. While there he served as the team's defensive coordinator, and was responsible for working with the perimeter guards, recruiting, scouting, academics and scheduling. The last two seasons The Mount had the top-rated defense in the Northeast Conference (NEC) and ranked in the top four of the NEC in defensive efficiency each of Wilkins four years with the team. The Mount defense was ranked nationally (top 20) in turnover percentage during two of Wilkins four years.

To complete his staff, Allen then hired Zak Boisvert, who had previously spent the last two years at Maine. While at Maine, Boisvert saw the Black Bears win total jump from three in his first season to eight wins in his second. The Black Bears' resurgence was aided by an impressive batch of young talent with freshmen and sophomores accounting for 69% of the Black Bears' scoring (including the team's top four scorers). Maine had back-to-back America East All-Rookie team members (Kevin Little in 2014-15 and Issac Vann in 2015-16). Prior to the 2015-16 season, Boisvert was tabbed by Maine head coach Bob Walsh as the program's "Offensive Coordinator." The Black Bears quickly upped the pace, raising their scoring average from 60.4 points per game to 76.6. The 16.2 increase in points per game marked the largest season-to-season scoring jump in Division I between the two seasons.

ARMY AMONG PL TEAMS

Category	Stats	Rank
Scoring Offense	79.0	2nd
Patriot Games	N/A	N/A
Scoring Defense	74.6	7th
Patriot Games	N/A	N/A
Scoring Margin	+4.4	2nd
Patriot Games	N/A	N/A
Field Goal Pct.	.453	4th
Patriot Games	N/A	N/A
3-Point Pct.	.384	2nd
Patriot Games	N/A	N/A
3-Point FGs Made	10.3	1st
Patriot Games	N/A	N/A
Free Throw Pct.	.673	6th
Patriot Games	N/A	N/A
FG Pct. Defense	.421	1st
Patriot Games	N/A	N/A
3-Point Pct. Defense	.329	3rd
Patriot Games	N/A	N/A
Rebounding Offense	38.6	1st
Patriot Games	N/A	N/A
Rebound Defense	36.5	8th
Patriot Games	N/A	N/A
Rebounding Margin	+2.1	4th
Patriot Games	N/A	N/A
Offensive Rebounds	10.8	4th
Patriot Games	N/A	N/A
Defensive Rebounds	27.8	1st
Patriot Games	N/A	N/A
Blocked Shots	2.1	8th
Patriot Games	N/A	N/A
Assists	16.4	2nd
Patriot Games	N/A	N/A
Steals	6.0	7th
Patriot Games	N/A	N/A
Turnover Margin	-0.6	6th
Patriot Games	N/A	N/A
Assists/Turnover Ratio	1.1	2nd
Patriot Games	N/A	N/A



GAME 12 - BINGHAMTON



ArmyWP_MBB



/ArmyWestPointMen'sBasketball



ArmyWP_MBB



A TYPICAL DAY AT WEST POINT

JUNIOR LUKE MORRISON COMPARATIVE POLITICS MAJOR COMPANY I-2

Day 1*

0615	Wake Up
0630	Breakfast
0705	Formation
0730-0825	International Relations
0840-0935	Advanced Spanish Reading and Writing through Media
0950-1045	Military Leadership
1205	Lunch Formation
1210-1235	Lunch
1250-1345	Military Training/Dean's Hour (Briefs, Tests, Additional Instruction)
1355-1450	Introduction to Management
1530-1830	Lift/Basketball Practice
1915	Dinner
2000-2230	Homework
2330	Lights Out

SENIOR MAC HOFFMAN SYSTEMS ENGINEERING MAJOR COMPANY H-3

Day 2*

0615	Wake Up
0630	Breakfast
0705	Formation
0730-0825	Project Management
0840-0935	Constitutional/Military Law
0950-1155	Systems Design and Management
1205	Lunch Formation
1210-1235	Lunch
1250-1345	Military Training/Dean's Hour (Briefs, Tests, Additional Instruction)
1530-1830	Lift/Basketball Practice
1915	Dinner
2000-2230	Homework
2330	Lights Out

West Point does not utilize the traditional Monday-Wednesday-Friday/Tuesday-Thursday scheduling model. Schedules at the Academy are based on an alternating Day 1-Day 2 template.

*Schedules are from the fall semester.

WEST POINT LINGO

Class	West Point Nickname
Freshmen	Fourth Class Cadet, Plebe
Sophomore	Third Class Cadet, Yearling
Junior	Second Class Cadet, Cow
Senior	First Class Cadet, Firstie

OBC Officer Basic Course

A cadet's first stop after graduation from the Academy. OBC precedes a cadet's first assignment.

BRANCH (i.e. Field Artillery, Infantry)

Specific part of the Army that each cadet chooses to join upon graduation. Cadets receive their "branch" toward the end of the first semester of their senior year. The branch determines where a graduate is stationed for OBC.

WEST POINT HONOR CODE

"A Cadet Will Not Lie, Cheat, Steal or Tolerate Those Who Do."

The creed, or oath, each cadet takes upon entering the Academy. It is the code by which all cadets must live.

"Duty, Honor, Country"

Three attributes of paramount importance to a soldier are Duty, Honor, Country. Each is equally important. Together these words form the motto of the U.S. Military Academy.

TOUGH BREAKS

Army has fallen in three of its six nonleague losses by five or fewer points. The Black Knights first dropped a 60-57 decision to Arkansas State back on Nov. 19 in which Army overcame a 20-point second half deficit. The Black Knights used a 20-6 run over eight minutes to pull within 60-57 with 52 seconds remaining. Two key stops on the defensive end gave Army two chances to knot the score. Unfortunately, both 3-point attempts from Tommy Funk rattled in and out, stopping the large comeback just short.

During Army's next outing the Black Knights again found themselves in a close one with Central Arkansas. The Bears had their largest lead of the game (17 points) twice throughout the opening period. But Army slowly started to chip away at the deficit ultimately making it a 44-37 ballgame at the break. The Bears extended their edge to 68-54 with eight minutes remaining in the game but again the Black Knights sparked a small rally. The Cadets used a 17-4 run over four minutes to pull within 72-71. Unfortunately, that would be as close as the Black Knights would come as Central Arkansas held on down the stretch to secure the 81-76 victory.

Probably the most devastating loss for Army came from the hands of Fairfield on Nov. 26. The Black Knights saw a nine-point lead dwindle in the final 2:40, allowing the Stags to spark a 10-0 rally to close out the game. Two of those 10 points came with 0.4 remaining on the clock when Fairfield tipped in a missed shot. That ultimately sealed the comeback win for the Stags, stunning Army and handing the Black Knights their third close loss in an eight-day span.

CLASS RINGS

Each senior at West Point is presented with their class ring during the Ring Weekend. The rings are distributed at Trophy Point with the cadets wearing their "India White" uniforms.

CLASS MOTTO

One of the duties of the new cadets is selecting a class motto. That motto, selected during Cadet Basic Training, is displayed during March Back on a large banner during the 12-mile return to West Point.

The class mottos are:

2020: With Vision We Lead
2019: So Freedom Will Reign
2018: So Others May Dream
2017: With Honor We Lead

ARMY WELCOMES BACK N.Y. KNICKS FOR TRAINING CAMP

The New York Knickerbockers held their training camp at West Point from Sept. 28 through Oct. 1. This was the third consecutive year and sixth time in franchise history the Knicks have used the Army West Point facilities for their camp.

The Knicks used Christl Arena, the home of the Army men's and women's basketball programs, for their practices throughout the week. They also trained in the O'Meara, Malek, Dawkins, Class of 1959 Strength Development Center inside Kimsey Athletic Center. Three years ago, Team President Phil Jackson brought the Knicks back to West Point for training camp for the first time since 1967. The Black Knights had the opportunity to spend time with the Knicks, as did the Corps of Cadets at different points during that week.

ACADEMIC HONOR ROLL

Mac Hoffman and Luke Morrison represented the Army West Point men's basketball team on the Patriot League Academic Honor Roll for the 2015-16 season. To be eligible for the Spring Academic Honor Roll, a student-athlete must earn at least a 3.20 GPA in the spring semester and participate in one of the Patriot League's winter or spring championship sports.

As a rising senior, Hoffman was one of three Patriot League men's basketball players to earn a GPA of 4.0 or higher during the spring, as he finished the semester with a 4.037 GPA as a Systems Engineering major. This year's honor marks Hoffman's second after being named to the Patriot League Academic Honor Roll in 2014-15. A native of Pleasanton, Calif., Hoffman averaged 1.5 points and 2.8 rebounds per contest just a season ago.

A Comparative Politics major from Charlotte, N.C., Morrison made his first appearance on the Patriot League Academic Honor Roll, following his 3.211 GPA. Morrison averaged 5.0 points per game as a sophomore last season to lead all returning Army players heading into 2016-17.

THE CLASS OF 2020

Almost 1,300 cadet candidates, including 282 women, 425 minorities, 15 international cadets and 13 combat veterans reported to West Point on Reception Day. The incoming class was selected from a pool of nearly 16,000 applicants. There are 282 women, who comprise 22 percent of the class.

Minority enrollment, roughly 33 percent, includes 180 African-Americans, 122 Asian-Americans; 123 Hispanic Americans and 14 Native Americans. The Class of 2020 includes cadets from every state in the nation and 15 international cadets entering under the sponsorship of their respective countries. The countries represented include Bahrain, Bosnia and Herzegovina, Colombia, Egypt, Georgia, Honduras, Kosovo (two), Moldova, Pakistan, Philippines, Singapore, South Korea, Taiwan, and Turkey.

Upon graduation, these cadets will return to their respective countries as officers in their armed forces.

BRANCH NIGHT

On Nov. 17, all members of the First Class (senior) assembled inside Eisenhower Hall for Branch Night. The Commandant, Brig. Gen. Diana M. Holland, spoke about the importance of the evening in relation to the future officers' chosen profession in the Army.

For the first three years at the Academy every cadet receives information about each of the 16 Branches. By the time Branch Night occurs they will understand what the normal duties, responsibilities, assignment patterns and locations are for each of the Branches. Late in their junior year (Cow year) each cadet must indicate, by order of preference all specialties for which they are qualified and eligible. Branches are then assigned according to performance, preference and current Branch goals [which means what the Army needs at that time].

Envelopes are handed out to the Firsties that contained the insignia of the Branch to which they were assigned. On order the cadets open their envelopes at one time. Exultation, cheers, groans, high-fives and more could be heard coming from Ike Hall once the envelopes were opened. Relaxation and refreshment with the Branch representative and the other members of their Branch "family" followed the news.

Here are the branches each senior received:

Richard Brown - Transportation Branch
Scott Mammel - Air Defense Artillery Branch
Kennedy Edwards - Field Artillery Branch
Mac Hoffman - Aviation Branch

PATRIOT LEAGUE STANDINGS

TEAM	W	L	Pct.	Overall	Pct.
Bucknell	0	0	.000	8-4	.667
Lehigh	0	0	.000	5-5	.500
Loyola	0	0	.000	5-5	.500
Army West Point	0	0	.000	5-6	.455
Boston U.	0	0	.000	5-6	.455
Navy	0	0	.000	5-6	.455
Lafayette	0	0	.000	4-6	.400
Holy Cross	0	0	.000	4-7	.364
American	0	0	.000	3-7	.300
Colgate	0	0	.000	2-10	.167

As of Dec. 20, 2016

2016-17 MARGIN OF VICTORY/DEFEAT

	1	2	3	4	5	6	7	8	9	10	11-15	16-20	21+
Win	-	-	-	-	1	-	-	1	-	-	-	2	1
Loss	1	-	1	-	1	-	-	-	1	1	1	-	-



NUMERICAL ROSTER

No.	Name	Pos.	Cl.	Ht.	Wt.	Hometown/High School
1	Richard Brown	Guard	Sr.	6-6	214	Charlotte, N.C./Davidson Day School (USMAPS)
2	Cayne Edwards	Guard	So.	6-4	220	Schertz, Texas/Samuel Clemens
3	Scott Mammel	Guard	Sr.	5-11	178	San Antonio, Texas/Winston Churchill (USMAPS)
4	Daniel Andrews	Forward	So.	6-7	205	Honolulu, Hawai'i/Punahou School (USMAPS)
5	Ben Mammel	Guard	So.	6-0	183	San Antonio, Texas/Winston Churchill (USMAPS)
10	Kennedy Edwards	Forward	Sr.	6-6	215	Northridge, Calif./Notre Dame (USMAPS)
11	Tommy Funk	Guard	Fr.	6-0	181	Warrington, Pa./Archbishop Wood
12	Spencer Schultz	Guard	Fr.	6-7	195	Clear Spring, Md./Clear Spring
14	Matt Wilson	Forward/Center	Fr.	6-9	235	Alexandria, Ky./Campbell County
15	Jacob Kessler	Guard/Forward	So.	6-4	190	Richmond, Va./Mills E. Godwin
20	Mac Hoffman	Forward	Sr.	6-8	213	Pleasanton, Calif./De La Salle
21	Will Culliton	Guard	Fr.	6-2	177	Wayzata, Minn./Breck School (USMAPS)
23	Gunther Klimes	Guard/Forward	Fr.	6-6	200	Medina, Wash./Bellevue (USMAPS)
24	Jason Houle	Guard	So.	6-5	207	Plymouth, Mich./Father Gabriel Richard Catholic (USMAPS)
25	Luke Morrison	Forward	Jr.	6-6	218	Charlotte, N.C./Northside Christian Academy (USMAPS)
30	Jordan Fox	Guard	So.	6-1	184	Jackson County, Ky./Jackson County (USMAPS)
32	Vincent McFadden	Forward	Fr.	6-8	203	San Juan Capistrano, Calif./San Juan Hills (USMAPS)
34	John Miller	Center	So.	6-9	225	New Albany, Ohio/New Albany
43	Keeston Smith	Forward	Fr.	6-6	190	Oregon City, Ore./La Salle Catholic College Prep (USMAPS)
44	Mark Pollack	Forward	Jr.	6-6	218	Charlotte, N.C./Charlotte Catholic (USMAPS)
45	Adam Roe	Forward	So.	6-5	210	Weston, Mo./West Platte (USMAPS)
51	Parker Fennema	Forward	So.	6-6	215	Raleigh, N.C./Sanderson (USMAPS)
52	John Emezie	Guard/Forward	So.	6-5	215	Waxhaw, N.C./Marvin Ridge (USMAPS)
53	Lance Lawson	Guard	Fr.	6-2	169	Charlotte, N.C./Ardrey Kell (USMAPS)
54	Bryce Samuel	Forward	Fr.	6-6	190	Cedar Hill, Texas/Barack Obama Male Leadership Academy (USMAPS)
55	Kevin Olsen Jr.	Guard	Fr.	6-1	168	Villa Park, Calif./Villa Park (USMAPS)

ALPHABETICAL ROSTER

No.	Name	Pos.	Cl.	Ht.	Wt.	Hometown/High School
4	Daniel Andrews	Forward	So.	6-7	205	Honolulu, Hawai'i/Punahou School (USMAPS)
1	Richard Brown	Guard	Sr.	6-6	214	Charlotte, N.C./Davidson Day School (USMAPS)
21	Will Culliton	Guard	Fr.	6-2	177	Wayzata, Minn./Breck School (USMAPS)
2	Cayne Edwards	Guard	So.	6-4	220	Schertz, Texas/Samuel Clemens
10	Kennedy Edwards	Forward	Sr.	6-6	215	Northridge, Calif./Notre Dame (HS) (USMAPS)
52	John Emezie	Guard/Forward	So.	6-5	215	Waxhaw, N.C./Marvin Ridge (USMAPS)
51	Parker Fennema	Forward	So.	6-6	215	Raleigh, N.C./Sanderson (USMAPS)
30	Jordan Fox	Guard	So.	6-1	184	Jackson County, Ky./Jackson County (USMAPS)
11	Tommy Funk	Guard	Fr.	6-0	181	Warrington, Pa./Archbishop Wood
20	Mac Hoffman	Forward	Sr.	6-8	213	Pleasanton, Calif./De La Salle
24	Jason Houle	Guard	So.	6-5	207	Plymouth, Mich./Father Gabriel Richard Catholic (USMAPS)
15	Jacob Kessler	Guard/Forward	So.	6-4	190	Richmond, Va./Mills E. Godwin
23	Gunther Klimes	Guard/Forward	Fr.	6-6	200	Medina, Wash./Bellevue (USMAPS)
53	Lance Lawson	Guard	Fr.	6-2	169	Charlotte, N.C./Ardrey Kell (USMAPS)
5	Ben Mammel	Guard	So.	6-0	183	San Antonio, Texas/Winston Churchill (USMAPS)
3	Scott Mammel	Guard	Sr.	5-11	178	San Antonio, Texas/Winston Churchill (USMAPS)
32	Vincent McFadden	Forward	Fr.	6-8	203	San Juan Capistrano, Calif./San Juan Hills (USMAPS)
34	John Miller	Center	So.	6-9	225	New Albany, Ohio/New Albany
25	Luke Morrison	Forward	Jr.	6-6	218	Charlotte, N.C./Northside Christian Academy (USMAPS)
55	Kevin Olsen Jr.	Guard	Fr.	6-1	168	Villa Park, Calif./Villa Park (USMAPS)
44	Mark Pollack	Forward	Jr.	6-6	218	Charlotte, N.C./Charlotte Catholic (USMAPS)
45	Adam Roe	Forward	So.	6-5	210	Weston, Mo./West Platte (USMAPS)
54	Bryce Samuel	Forward	Fr.	6-6	190	Cedar Hill, Texas/Barack Obama Male Leadership Academy (USMAPS)
12	Spencer Schultz	Guard	Fr.	6-7	195	Clear Spring, Md./Clear Spring
43	Keeston Smith	Forward	Fr.	6-6	190	Oregon City, Ore./La Salle Catholic College Prep (USMAPS)
14	Matt Wilson	Forward/Center	Fr.	6-9	235	Alexandria, Ky./Campbell County

Freshman • Plebe | Sophomore • Yearling | Junior • Cow | Senior • Firstie

The Lee Anderson Men's Head Basketball Coach: Jimmy Allen (Emory & Henry, 1993), First Season

Assistant Coach: Brandon Linton (Clarkson, 2010), Third Season

Assistant Coach: Drew Adams (Chicago, 2007), Second Season

Assistant Coach: Ben Wilkins (N.C. State, 2001), First Season

Assistant Coach: Zak Boisvert (Fordham, 2010), First Season

Director of Basketball Operations: Capt. Jeremy Hince (USMA, 2011)

Captains: Richard Brown, Mac Hoffman, and Scott Mammel

Head Officer Representative: Col. David Wallace

Strength & Conditioning: Scott Swanson

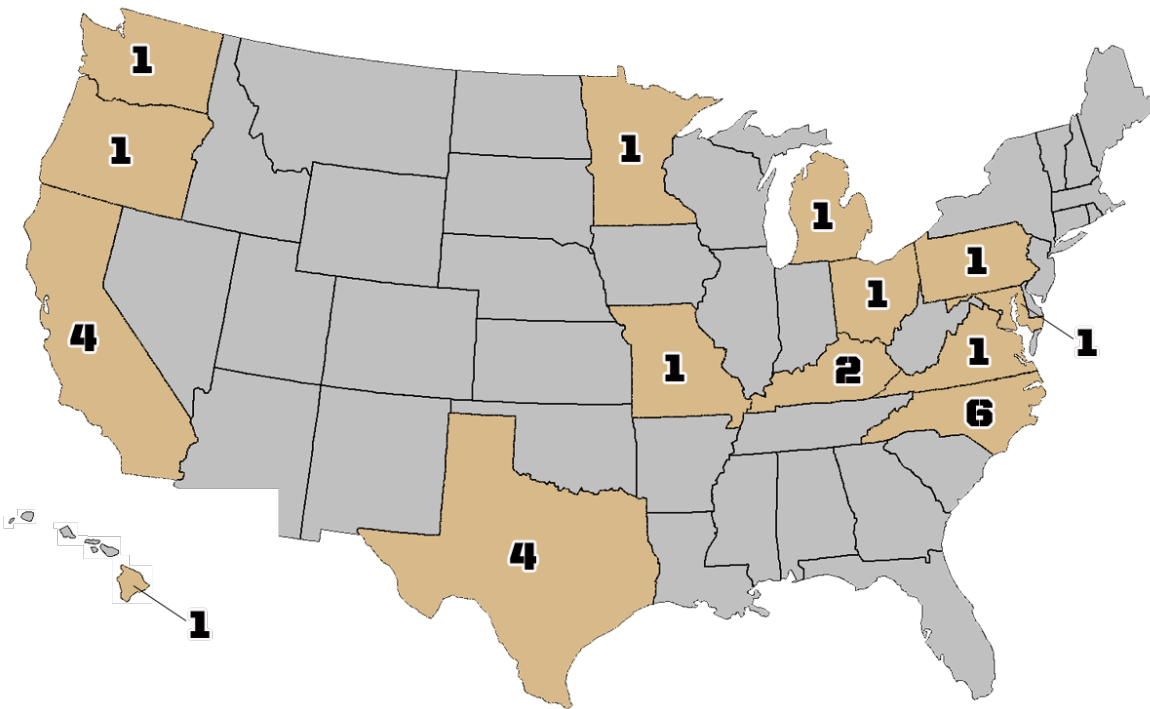
Athletic Trainer: Ben Leary

Athletic Academic Support Coordinator: Jon Healy

PRONUNCIATIONS

Will Culliton	CULL-lit-ton
Cayne Edwards	CANE
John Emezie	e-meh-ZEE
Parker Fennema	FEN-eh-muh
Jason Houle	Like POOL
Gunther Klimes	KLEE-mus
Ben and Scott Mammel	MAM-uhl
Mark Pollack	PAH-luck
Adam Roe	ROW
Zak Boisvert	bo-VARE





NUMBER ON EACH DENOTES PLAYERS FROM THAT STATE ON THE 2016-17 ROSTER

BY STATE

CALIFORNIA (4)	Kennedy Edwards Mac Hoffman Vincent McFadden Kevin Olsen Jr.	NORTH CAROLINA (6)	Richard Brown John Emezie Parker Fennema Lance Lawson Luke Morrison Mark Pollack
HAWAII (1)	Daniel Andrews	OHIO (1)	John Miller
KENTUCKY (2)	Jordan Fox Matt Wilson	OREGON (1)	Keeton Smith
MARYLAND (1)	Spencer Schultz	PENNSYLVANIA (1)	Tommy Funk
MICHIGAN (1)	Jason Houle	TEXAS (4)	Cayne Edwards Ben Mammel Scott Mammel Bryce Samuel
MINNESOTA (1)	Will Culliton	VIRGINIA (1)	Jacob Kessler
MISSOURI (1)	Adam Roe	WASHINGTON (1)	Gunther Klimes

ROSTER BREAKDOWN

RETURNING STARTERS (0)
N/A

RETURNING LETTERWINNERS (16)

Daniel Andrews
Richard Brown
Cayne Edwards
Kennedy Edwards
John Emezie
Parker Fennema
Jordan Fox
Mac Hoffman
Jason Houle
Jacob Kessler
Ben Mammel
Scott Mammel
John Miller
Luke Morrison
Mark Pollack
Adam Roe

NEWCOMERS (10)

Will Culliton
Tommy Funk
Gunther Klimes
Lance Lawson
Vincent McFadden
Kevin Olsen Jr.
Bryce Samuel
Spencer Schultz
Keeton Smith
Matt Wilson

GUARDS (12)

Richard Brown - Senior
Will Culliton - Freshman
Cayne Edwards - Sophomore
Jordan Fox - Sophomore
Tommy Funk - Freshman
Jason Houle - Sophomore
Jacob Kessler - Sophomore
Lance Lawson - Freshman
Scott Mammel - Senior
Ben Mammel - Sophomore
Kevin Olsen Jr. - Freshman
Spencer Schultz - Freshman

FORWARDS (12)

Daniel Andrews - Sophomore
Kennedy Edwards - Senior
John Emezie - Sophomore
Parker Fennema - Sophomore
Mac Hoffman - Senior
Gunther Klimes - Freshman
Vincent McFadden - Freshman
Luke Morrison - Junior
Mark Pollack - Junior
Adam Roe - Sophomore
Bryce Samuel - Freshman
Keeton Smith - Freshman

CENTERS (2)

John Miller - Sophomore
Matt Wilson - Freshman

BY HEIGHT

Scott Mammel, 5-11
Tommy Funk, 6-0
Ben Mammel, 6-0
Kevin Olsen Jr., 6-0
Jordan Fox, 6-1
Will Culliton, 6-2
Lance Lawson, 6-2
Spencer Schultz, 6-3
Cayne Edwards, 6-4
Jacob Kessler, 6-4
Jason Houle, 6-5
Adam Roe, 6-5
Keeton Smith, 6-5
Richard Brown, 6-6
Kennedy Edwards, 6-6
John Emezie, 6-6
Parker Fennema, 6-6
Gunther Klimes, 6-6
Luke Morrison, 6-6
Mark Pollack, 6-6
Bryce Samuel, 6-6
Daniel Andrews, 6-7
Mac Hoffman, 6-8
Vincent McFadden, 6-8
John Miller, 6-9
Matt Wilson, 6-9





JIMMY ALLEN

@ARMYCOACHALLEN

THE LEE ANDERSON MEN'S HEAD BASKETBALL COACH

1ST SEASON

EMORY & HENRY, 1993

RECORD AT ARMY: 5-6 (.455)

Jimmy Allen, who spent the previous six seasons on Zach Spiker's coaching staff, was named as Army West Point's new head men's basketball coach, Director of Intercollegiate Athletics Boo Corrigan announced on March 30, 2016. Allen is the 31st head coach in the program's 114-year history.

"As we studied our diverse and talented pool of coaching candidates from across the nation, Jimmy Allen's name and body of work continued to rise to the top," Corrigan said at the time of his hiring. "Jimmy played an integral role in our team's most recent success, helping lead our program to four straight 15-win seasons for the first time in nearly a century. He is a passionate leader, a dynamic recruiter and a man of great character. We feel Jimmy Allen is the ideal fit to lift our men's basketball program to even greater heights."

"We're excited to have Jimmy at the head of our men's basketball program," said Lt. Gen. Robert Caslen, Jr., USMA Superintendent. "As an associate head coach, Jimmy played a key role in the team's recent success. As the

son of a graduate who spent a large part of his childhood on West Point, he's internalized the ideals of Duty, Honor, Country and is committed to our mission of developing leaders of character. We're confident that, under Jimmy's leadership, the program will continue to contribute to the development of our Army's future leaders without missing a beat."

Allen held the position of associate head coach during the 2015-16 season as Army returned to postseason play for the first time since 1978.

In addition to Army's participation in the 2016 CollegeInsider.com Postseason Tournament, the Black Knights won 19 games for the first time since 1977-78 and set a program record for road wins with 11.

Allen was an integral part of Army's success over the past four seasons. The Class of 2016 finished their careers with 65 victories, the most wins for a class since 1971. The Black Knights have had 11 All-Patriot League selections over the last four years, the most in a

four-year span in program history. Seniors Tanner Plomb (First Team), Kevin Ferguson (Second Team) and Kyle Wilson (Third Team) highlighted Army's All-Patriot League picks in 2015-16, and Ferguson was also chosen to the inaugural Patriot League All-Defensive Team.

Plomb, Ferguson, Wilson and Dylan Cox became the first four classmates in Patriot League history to all score 1,000 career points. The foursome, along with Larry Toomey, made up the only starting five in the nation consisting entirely of seniors in 2015-16.

"This opportunity means the world to me," Allen said. "I feel like West Point has been part of my DNA since I was born. I lived here a couple different times growing up, and with my father being a graduate of the Academy, this is a very special day for me."

"This is not just an opportunity to be a head coach. It is an opportunity to be the head coach at Army West Point," Allen continued. "To be able to continue to work with the guys who have been part of this program, and continue to do the things that have made our program successful, is something I am extremely excited about."

In 2014-15, Allen helped the Black Knights reach 15 victories for the third consecutive year, marking the first time the program recorded three straight 15-win campaigns since Bob Knight's teams each won at least 15 from 1967-70. Army has won at least 15 games in the past four seasons, which is the best run of 15-win seasons since 1920-24.

Allen also saw Army capture the 2014 All-Military Classic presented by USAA Championship with victories over Air Force and VMI. In addition, the 2014-15 Black Knights defeated USC, 85-77 in overtime, to secure their first win against a Pac-12 team since 1964.

Allen mentored All-Patriot League Second Team selection Plomb and third-team honoree Wilson in 2014-15. Plomb was second on the team in scoring and rebounding, while Wilson led the conference in points per game.

The program also excelled in the classroom in 2014-15 and posted its highest team grade-point average in 10 years with a 2.84 GPA in the fall semester as seven players were honored with places on the West Point Dean's List.

Since his addition to the Black Knights' coaching staff, 16 All-Patriot League honors have been handed out to Army West Point players, including Nathan Hedgecock's





Scholar-Athlete of the Year recognition, a pair of first-team nods for Ella Ellis and Wilson's Rookie of the Year award in 2013.

Allen joined Spiker's coaching staff in April 2010 after serving six seasons as the head coach at Averett University in Danville, Va.

His father, James, graduated from West Point in 1967 and later returned as a chemistry instructor. During his father's tenure as a professor, Allen attended West Point elementary school for three years and James I. O'Neill High School through the 10th grade.

In his six seasons with the Division III Cougars, Allen posted a 97-70 (.581) overall record, guiding the program to three 20-win seasons, three USA South Athletic Conference titles, three USASAC tournament championships and three NCAA Tournament appearances.

A three-time USA South Coach of the Year (2005, 2007, 2008), Allen inherited a team that was 0-25 the season prior to his arrival and posted a 13-14 overall record in his first year. The next season, the Cougars won 20 games and captured a share of the conference regular-season crown. In 2006-07, Allen's squad went 20-7, winning both the USASAC regular-season and tournament championships and earning the school's first NCAA appearance since 1990.

While the team's overall record slipped to 14-15 in 2007-08, the Cougars made a run in the postseason to capture the league tournament and earn their second straight NCAA berth. The 2008-09 squad returned to the 20-win plateau and not only won a conference regular-season championship and its third straight league tournament crown, but also scored its first NCAA Tournament victory since 1990. Allen's 2009-10 team went 10-16 overall and advanced to the semifinals of the USASAC postseason.

In addition to the team success, Allen mentored 13 all-conference performers in his six seasons. One of those players, Jonathan Rumley, is the school's only first-team National Association of Basketball Coaches All-America selection. Allen helped develop Rumley into the schools' all-time leader in steals per game (2.9). He also finished his career ranked fifth all-time at Averett in scoring (1,186) and fifth in rebounds (511).

There was also no shortage of off-the-court accolades for Allen's program during his tenure at Averett. The Cougars earned the USA South Athletic Conference Sportsmanship Award three straight times from 2007-09. The team was also honored with the Community Youth Service Award by the Dan River Center

for Voluntarism in 2007, and in 2008 received recognition from the Big Brothers Big Sisters of Danville. In the classroom, 18 of Allen's players were named to the conference all-academic team.

Prior to his arrival at Averett, Allen spent 11 seasons as an assistant coach, including eight at the Division I level. Before taking his first head coaching position, Allen worked for two seasons as the associate head coach at Wofford College where the 2002-03 squad won six games against the RPI's top-ranked non-conference strength of schedule.

Allen got his first taste of coaching at a service academy while spending six years as an assistant at Navy under Don DeVoe from 1996-2002. During his tenure with the Mids, Navy won the Patriot League championship and earned NCAA Tournament berths in 1997 and 1998. Allen helped the Mids to three 20-win seasons in his six years in Annapolis.

Prior to his stint at Navy, Allen began his coaching career at Emory & Henry, his alma mater, working with the Wasps from 1993-96.

A 1993 graduate of Emory & Henry with a bachelor's degree in accounting, Allen played in four consecutive NCAA Tournaments during his undergraduate career. The Wasps won 20 games each of his four seasons and advanced to the "Sweet Sixteen" of the NCAA postseason on two occasions.

A four-year starter at point guard, Allen holds the program's record with 117 consecutive games played and ranks second on the school's all-time assist ledger. He was inducted into the Emory & Henry Sports Hall of Fame in 2008.



THE ALLEN FILE

Hometown: West Point, N.Y.
Date of Birth: June 15, 1971
Age: 44
Education
 Emory & Henry
 • B.S., Accounting, 1993

COACHING EXPERIENCE
2010-2016: Army West Point, Assistant Coach/ Associate Head Coach
 Overall Record: 88-97 (.475)
 Patriot League record: 41-55 (.427)

2010-11: 11-19 (3-11 Patriot League)
 2011-12: 12-18 (5-9 Patriot League)
 2012-13: 16-15 (8-6 Patriot League)
 2013-14: 15-16 (10-8 Patriot League)
 2014-15: 15-15 (6-12 Patriot League)
 2015-16: 19-14 (9-9 Patriot League)

2004-10: Averett University, Head Coach
 Overall Record: 97-71 (.577)
 USA South Record: 45-27 (.625)

2009-10: 10-16 (6-6 USA South)
 2008-09: 20-10 (10-2 USA South)
 • USA South Regular Season Champions
 • USA South Tournament Champions
 • NCAA Tournament
 2007-08: 14-16 (5-7 USA South)
 • USA South Tournament Champions
 • NCAA Tournament
 • USA South Coach of the Year
 2006-07: 20-7 (9-3 USA South)
 • USA South Regular Season Champions
 • USA South Tournament Champions
 • NCAA Tournament
 • USA South Coach of the Year
 2005-06: 20-8 (9-3 USA South)
 • USA South Regular Season Champions
 2004-05: 13-14 (6-6 USA South)
 • USA South Coach of the Year

2002-04: Wofford College, Associate Head Coach
 Overall Record: 23-35 (.396)
 Southern Conference Record: 12-20 (.375)

2003-04: 9-20 (4-12 Southern Conference)
 2002-03: 14-15 (8-8 Southern Conference)

1996-02: United States Naval Academy, Assistant Coach
 Overall Record: 111-65 (.630)
 Patriot League Record: 53-21 (.716)

2001-02: 10-20 (4-10 Patriot League)
 2000-01: 19-12 (9-3 Patriot League)
 1999-00: 23-6 (11-1 Patriot League)
 • Patriot League Regular Season Champions
 1998-99: 20-7 (9-3 Patriot League)
 1997-98: 19-11 (10-2 Patriot League)
 • Patriot League Regular Season Champions
 • Patriot League Tournament Champions
 • NCAA Tournament
 1996-97: 20-9 (10-2 Patriot League)
 • Patriot League Regular Season Champions
 • Patriot League Tournament Champions
 • NCAA Tournament

1993-96: Emory & Henry, Assistant Coach
 Overall Record: 40-38 (.512)
 ODAC Record: 29-25 (.537)

1995-96: 14-11 (10-8 ODAC)
 1994-95: 13-13 (11-7 ODAC)
 1993-94: 13-14 (8-10 ODAC)

PLAYING EXPERIENCE
1989-93: Emory & Henry, Point Guard
 Overall Record: 89-27 (.767)
 ODAC Record: 48-14 (.774)

1992-93: 20-9 (13-5 ODAC)
 • NCAA Tournament Sweet Sixteen
 1991-92: 25-5 (13-3 ODAC)
 • NCAA Tournament
 1990-91: 23-7 (13-3 ODAC)
 • NCAA Tournament
 1989-90: 21-6 (9-3 ODAC)
 • NCAA Tournament



1 RICHARD BROWN

SR • 6-6 • 214 • GUARD
CHARLOTTE, N.C.
DAVIDSON DAY SCHOOL (USMAPS)

2015-16: Saw action in three games, playing a total of seven minutes ... notched a season-high five minutes in a victory over Ferrum on Nov. 13 ... also saw action against Binghamton and Arkansas-Pine Bluff.

CAREER HIGHS


Points: 3 at Boston U. -- 3/8/14
Rebounds: 4 (2x) -- most recent 11/19/16
Assists: 2 (3x) -- most recent 11/15/16
Steals: 1 (3x) -- most recent 11/19/16
Blocks: 1 vs. Mount Saint Mary -- 11/15/16
FG made: 1 (4x) -- most recent 11/26/16
FG attempts: 2 (4x) -- most recent 11/26/16
3FG made: 1 at Boston U. -- 3/8/14
3FG attempts: 2 at Boston U. -- 3/8/14
FT made: 1 at Columbia -- 11/23/16
FT attempts: 2 at Columbia -- 11/23/16

SEASON HIGHS

Points: 2 (3x) -- most recent 11/26/16
Rebounds: 4 vs. Arkansas State -- 11/19/16
Assists: 2 (2x) -- most recent 11/15/16
Steals: 1 (2x) -- most recent 11/19/16
Blocks: 1 vs. Mount Saint Mary -- 11/15/16
FG made: 1 (3x) -- most recent 11/26/16
FG attempts: 2 (2x) -- most recent 11/26/16
3FG made: n/a
3FG attempts: 1 vs. Mount Saint Mary -- 11/15/16
FT made: 1 at Columbia -- 11/23/16
FT attempts: 2 at Columbia -- 11/23/16

CAREER YEAR-BY-YEAR

YEAR	GP-GS	MIN	FG-A	PCT	3FG-A	PCT	FTM-A	PCT	REB	PTS	A	TO	B	S	AVG
2016-17	8-0	49	3-5	.600	0-1	.000	1-2	.500	11	7	4	4	1	2	1.2
2015-16	3-0	7	0-1	.000	0-1	.000	0-0	.000	0	0	0	3	0	0	0.0
2014-15	11-0	56	1-4	.250	0-2	.000	0-0	.000	11	2	4	2	0	1	0.2
2013-14	10-0	22	1-7	.143	1-6	.167	0-0	.000	2	3	0	0	0	0	0.3
TOTALS	32-0	134	5-17	.294	1-10	.100	1-2	.500	24	12	8	9	1	3	0.4



2 CAYNE EDWARDS

SO • 6-4 • 220 • GUARD
SCHERTZ, TEXAS
SAMUEL CLEMENS

2015-16: Saw action in nine games, compiling 12 points ... finished the season with 48 minutes played ... averaged 1.3 points and 1.9 rebounds per game ... posted 17 rebounds on the year, 14 on the defensive glass ... scored a season-high five points in a victory at Air Force on Dec. 12, where he went 2-for-2 from the floor and 1-for-1 from long range ... finished 3-for-4 from the charity stripe in a win against Ferrum ... also handed out three assists during that contest ... pulled down a season-best five rebounds in the CollegeInsider.com Tournament on March 16 against NJIT ... notched his only block of the year in a double overtime win at Navy on Feb. 20 ... compiled two steals on the year against Ferrum and NJIT.

CAREER HIGHS

Points: 5 at Air Force -- 12/12/15
Rebounds: 6 vs. Mount Saint Mary -- 11/15/16
Assists: 3 vs. Ferrum -- 11/13/15
Steals: 1 (3x) -- most recent 11/15/16
Blocks: 1 at Navy -- 2/20/16
FG made: 2 at Air Force -- 12/12/15
FG attempts: 2 (2x) -- most recent 11/15/16
3FG made: 1 at Air Force -- 12/12/15
3FG attempts: 1 (4x) -- most recent 3/16/16
FT made: 3 vs. Ferrum -- 11/13/15
FT attempts: 4 vs. Ferrum -- 11/13/14

SEASON HIGH

Points: 1 vs. Mount Saint Mary -- 11/15/16
Rebounds: 6 vs. Mount Saint Mary -- 11/15/16
Assists: n/a
Steals: 1 vs. Mount Saint Mary -- 11/15/16
Blocks: n/a
FG made: n/a
FG attempts: 2 vs. Mount Saint Mary -- 11/15/16
3FG made: n/a
3FG attempts: 1 vs. Mount Saint Mary -- 11/15/16
FT made: 1 vs. Mount Saint Mary -- 11/15/16
FT attempts: 2 vs. Mount Saint Mary -- 11/15/16

CAREER YEAR-BY-YEAR

YEAR	GP-GS	MIN	FG-A	PCT	3FG-A	PCT	FTM-A	PCT	REB	PTS	A	TO	B	S	AVG
2016-17	2-0	6	0-2	.000	0-1	.000	1-2	.500	7	1	0	1	0	1	0.5
2015-16	9-0	48	3-7	.429	1-4	.250	5-8	.625	17	12	3	5	1	2	1.3
TOTALS	11-0	54	3-9	.333	1-5	.200	6-10	.600	24	13	3	6	1	3	1.2

2016-17 GAME-BY-GAME

Opponent	GP-GS	FG-FGA	3FG-3FGA	FT-FTA	OFF-DEF	TOT	PF	A	TO	BLK	STL	MIN	PTS
at Oregon&	1-0	0-0	0-0	0-0	0-1	1	1	2	1	0	0	6	0
MOUNT ST. MARY (N.Y.)	1-0	1-2	0-1	0-0	1-2	3	2	2	2	1	1	11	2
ARKANSAS STATE&	1-0	0-0	0-0	0-0	2-2	4	0	0	0	0	1	12	0
CENTRAL ARKANSAS&	1-0	1-1	0-0	0-0	1-0	1	1	0	1	0	0	6	2
at Columbia	1-0	0-0	0-0	1-2	2-0	2	0	0	0	0	0	9	1
at Fairfield	1-0	1-2	0-0	0-0	0-0	0	0	0	0	0	0	5	2
FAIRLEIGH DICKINSON					N/A								
ST. FRANCIS BKLYN	1-0	0-0	0-0	0-0	0-0	0	0	0	0	0	0	0+	0
AIR FORCE					N/A								
at Monmouth					N/A								
at St. Bonaventure	1-0	0-0	0-0	0-0	0-0	0	0	0	0	0	0	0+	0
BINGHAMTON													
LEHIGH*													
at Bucknell*													
at Lafayette*													
LOYOLA*													
COLGATE*													
at American*													
HOLY CROSS*													
NAVY*^													
at Boston U.*													
BUCKNELL*													
LAFAYETTE*													
at Loyola*													
at Colgate*													
AMERICAN*													
at Holy Cross*													
at Navy*^													
BOSTON U.*													
at Lehigh*													

2016-17 GAME-BY-GAME

Opponent	GP-GS	FG-FGA	3FG-3FGA	FT-FTA	OFF-DEF	TOT	PF	A	TO	BLK	STL	MIN	PTS
at Oregon&	1-0	0-0	0-0	0-0	0-1	1	1	0	0	0	0	1	0
MOUNT ST. MARY (N.Y.)	1-0	0-2	0-1	1-2	1-5	6	1	0	1	0	1	5	1
ARKANSAS STATE&					N/A								
CENTRAL ARKANSAS&					N/A								
at Columbia					N/A								
at Fairfield					N/A								
FAIRLEIGH DICKINSON					N/A								
ST. FRANCIS BKLYN					N/A								
AIR FORCE					N/A								
at Monmouth					N/A								
at St. Bonaventure					N/A								
BINGHAMTON					N/A								
LEHIGH*													
at Bucknell*													
at Lafayette*													
LOYOLA*													
COLGATE*													
at American*													
HOLY CROSS*													
NAVY*^													
at Boston U.*													
BUCKNELL*													
LAFAYETTE*													
at Loyola*													
at Colgate*													
AMERICAN*													
at Holy Cross*													
at Navy*^													
BOSTON U.*													
at Lehigh*													





3 SCOTT MAMMEL

SR • 5-11 • 178 • GUARD
SAN ANTONIO, TEXAS
WINSTON CHURCHILL (USMAPS)

2015-16: Saw action in 12 games ... compiled 15 points, nine rebounds, nine assists and two steals ... averaged 1.3 points, 0.8 rebounds and 0.8 assists per game ... notched a season-high seven points at Air Force on Dec. 12, where he went 2-for-4 from the floor, 1-for-2 from long range and 2-for-2 from the free throw line ... pulled down two rebounds on three different occasions against Binghamton, Arkansas-Pine Bluff and Bucknell ... handed out a season-best three assists in a victory over Ferrum on Nov. 13 ... played a season-high 17 minutes in that contest as well ... went a perfect 6-for-6 from the charity stripe on the year.

CAREER HIGHS

Points: 11 (2x) -- most recent 11/15/16
Rebounds: 3 at Monmouth -- 12/10/16
Assists: 3 (2x) -- most recent 11/13/15
Steals: 1 (8x) -- most recent 12/10/16
Blocks: n/a
FG made: 4 vs. Mount Saint Mary -- 11/15/16
FG attempts: 8 at Monmouth -- 12/10/16
3FG made: 3 (3x) -- most recent 12/10/16
3FG attempts: 6 at Monmouth -- 12/10/16
FT made: 4 at Lehigh -- 2/4/15
FT attempts: 4 at Lehigh -- 2/4/15

SEASON HIGH

Points: 11 vs. Mount Saint Mary -- 11/15/16
Rebounds: 3 at Monmouth -- 12/10/16
Assists: 1 (6x) -- most recent 12/19/16
Steals: 1 (4x) -- most recent 12/10/16
Blocks: n/a
FG made: 4 vs. Mount Saint Mary -- 11/15/16
FG attempts: 8 at Monmouth -- 12/10/16
3FG made: 3 (3x) -- most recent 12/10/16
3FG attempts: 6 at Monmouth -- 12/10/16
FT made: 1 at Monmouth -- 12/10/16
FT attempts: 2 (2x) -- most recent 12/10/16

CAREER YEAR-BY-YEAR

YEAR	GP-GS	MIN	FG-A	PCT	3FG-A	PCT
2016-17	11-0	129	16-32	.500	14-24	.583
2015-16	12-0	70	4-14	.286	1-6	.167
2014-15	16-0	93	7-24	.292	3-11	.273
2013-14	11-0	42	3-9	.333	2-8	.250
TOTALS	50-0	334	30-79	.380	20-49	.408

2016-17 GAME-BY-GAME														
Opponent	GP-GS	FG-FGA	3FG-3FGA	FT-FTA	OFF-DEF	TOT	PF	A	TO	BLK	STL	MIN	PTS	
at Oregon&	1-0	0-0	0-0	0-0	0-0	0	0	0	0	0	0	1	0	
MOUNT ST. MARY (N.Y.)	1-0	4-7	3-5	0-0	1-1	2	1	1	2	0	1	10	11	
ARKANSAS STATE&	1-0	0-0	0-0	0-0	0-0	0	1	0	0	0	0	10	0	
CENTRAL ARKANSAS&	1-0	1-2	1-2	0-2	0-0	0	1	0	0	0	0	11	3	
at Columbia	1-0	0-1	0-1	0-0	0-2	2	1	1	0	0	0	12	0	
at Fairfield	1-0	0-2	0-0	0-0	1-0	1	1	0	1	0	0	8	0	
FAIRLEIGH DICKINSON	1-0	3-4	3-4	0-0	0-0	0	0	1	0	0	1	11	9	
ST. FRANCIS BKLYN	1-0	2-3	2-2	0-0	0-0	0	1	0	0	0	0	17	6	
AIR FORCE	1-0	2-4	1-3	0-0	0-1	1	0	1	0	0	1	20	5	
at Monmouth	1-0	3-8	3-6	1-2	0-3	3	0	1	1	0	1	18	10	
at St. Bonaventure	1-1	1-1	1-1	0-0	0-0	0	4	1	0	0	0	11	3	
BINGHAMTON														
LEHIGH*														
at Bucknell*														
at Lafayette*														
LOYOLA*														
COLGATE*														
at American*														
HOLY CROSS*														
NAVY**														
at Boston U.*														
BUCKNELL*														
LAFAYETTE*														
at Loyola*														
at Colgate*														
AMERICAN*														
at Holy Cross*														
at Navy**														
BOSTON U.*														
at Lehigh*														

10 KENNEDY EDWARDS

SR • 6-6 • 215 • FORWARD
NORTHRIDGE, CALIF.
NOTRE DAME HS (USMAPS)

2015-16: Played in 30 of the Black Knights' 33 games this season ... averaged 4.7 points and 3.4 rebounds per game ... finished with 141 points, 101 rebounds, 17 assists, 16 steals and 12 blocks on the year ... compiled 433 minutes, averaging 14.4 minutes played ... notched a season-best 21 points on Dec. 2 at Maine, where he went 8-for-11 from the floor, 4-for-5 from behind-the-arc, and 1-for-2 from the free throw line in 28 minutes ... also registered three steals during that game ... reached double-digits four times against Holy Cross, Arkansas-Pine Bluff, Maine and Monmouth ... posted a season-best nine rebounds on three different occasions against Arkansas-Pine Bluff, Monmouth and Loyola ... recorded two blocks in back-to-back contests against Loyola and Colgate ... earned Patriot League Player of the Week honors on Dec. 7.

CAREER HIGHS

Points: 21 at Maine -- 12/2/15
Rebounds: 9 (3x) -- most recent 2/6/16
Assists: 3 (2x) -- most recent 11/23/16
Steals: 3 at Maine -- 12/2/15
Blocks: 2 (2x) -- most recent 2/8/16
FG made: 8 (2x) -- most recent 12/2/15
FG attempts: 12 vs. Arkansas-Pine Bluff -- 11/27/15
3FG made: 4 at Maine -- 12/2/15
3FG attempts: 6 vs. Mount Saint Mary -- 11/15/16
FT made: 6 at Delaware -- 12/3/14
FT attempts: 8 at Delaware -- 12/3/14

SEASON HIGH

Points: 17 at #5 Oregon -- 11/11/16
Rebounds: 7 vs. Fairleigh Dickinson -- 11/30/16
Assists: 3 at Columbia -- 11/23/16
Steals: 1 (2x) -- most recent 11/19/16
Blocks: 1 vs. St. Francis Brooklyn -- 12/3/16
FG made: 6 vs. Fairleigh Dickinson -- 11/30/16
FG attempts: 9 (2x) -- most recent 11/19/16
3FG made: 2 (3x) -- most recent 12/3/16
3FG attempts: 6 (2x) -- most recent 11/20/16
FT made: 5 at #5 Oregon -- 11/11/16
FT attempts: 6 at #5 Oregon -- 11/11/16

CAREER YEAR-BY-YEAR

YEAR	GP-GS	MIN	FG-A	PCT	3FG-A	PCT
2016-17	11-4	167	23-58	.397	9-30	.300
2015-16	30-0	433	54-133	.406	13-47	.277
2014-15	4-0	55	8-17	.471	2-6	.333
TOTALS	45-4	655	85-208	.409	24-83	.289

2016-17 GAME-BY-GAME														
Opponent	GP-GS	FG-FGA	3FG-3FGA	FT-FTA	OFF-DEF	TOT	PF	A	TO	BLK	STL	MIN	PTS	
at Oregon&	1-1	5-9	2-3	5-6	1-4	5	4	2	2	0	1	18	17	
MOUNT ST. MARY (N.Y.)	1-1	2-7	1-6	2-2	0-3	3	4	0	1	0	0	14	7	
ARKANSAS STATE&	1-1	1-5	1-1	2-2	0-5	5	2	1	0	0	1	22	5	
CENTRAL ARKANSAS&	1-1	3-9	2-6	1-2	1-3	4	4	1	2	0	0	18	9	
at Columbia	1-0	0-4	0-2	0-0	2-0	2	2	3	0	0	0	11	0	
at Fairfield	1-0	0-1	0-0	0-0	1-1	2	0	0	0	0	0	8	0	
FAIRLEIGH DICKINSON	1-0	6-8	0-2	0-0	2-5	7	2	0	0	0	0	17	12	
ST. FRANCIS BKLYN	1-0	4-6	2-4	0-0	1-5	6	3	0	2	1	0	18	10	
AIR FORCE	1-0	1-3	1-3	2-4	0-1	1	1	0	4	0	0	19	5	
at Monmouth	1-0	1-3	0-1	1-2	1-1	2	0	1	2	0	0	11	3	
at St. Bonaventure	1-0	0-2	0-1	1-2	1-0	1	0	1	0	0	0	11	1	
BINGHAMTON														
LEHIGH*														
at Bucknell*														
at Lafayette*														
LOYOLA*														
COLGATE*														
at American*														
HOLY CROSS*														
NAVY**														
at Boston U.*														
BUCKNELL*														
LAFAYETTE*														
at Loyola*														
at Colgate*														
AMERICAN*														
at Holy Cross*														
at Navy**														
BOSTON U.*														
at Lehigh*														





11 TOMMY FUNK

FR • 6-0 • 181 • GUARD
WARRINGTON, PA.
ARCHBISHOP WOOD

High School: Played varsity basketball at Archbishop Wood High School ... named Second Team All-Philadelphia Catholic League and First Team All-Bucks County *Courier Times* ... member of the National Honors Society and Athletes Helping Athletes.

SEASON HIGHS

Points: 13 (2x) -- most recent 12/10/16
Rebounds: 7 at Fairfield -- 11/26/16
Assists: 8 vs. Fairleigh Dickinson -- 11/30/16
Steals: 3 vs. Air Force -- 12/7/16
Blocks: 1 vs. Central Arkansas -- 11/20/16
FG made: 5 vs. St. Francis Brooklyn -- 12/3/16
FG attempts: 11 (2x) -- most recent 12/10/16
3FG made: 2 vs. Mount Saint Mary -- 11/15/16
3FG attempts: 5 (2x) -- most recent 11/20/16
FT made: 7 at Monmouth -- 12/10/16
FT attempts: 9 (2x) -- most recent 12/10/16

CAREER YEAR-BY-YEAR

YEAR	GP-GS	MIN	FG-A	PCT	3FG-A	PCT	FTM-A	PCT	REB	PTS	A	TO	B	S	AVG
2016-17	11-11	311	30-97	.309	7-30	.233	27-36	.750	41	94	49	33	1	9	8.5
TOTALS	11-11	311	30-97	.309	7-30	.233	27-36	.750	41	94	49	33	1	9	8.5



14 MATT WILSON

FR • 6-9 • 235 • FORWARD/CENTER
ALEXANDRIA, KY.
CAMPBELL COUNTY

High School: Played varsity basketball at Campbell County High School ... named the 10th Region and NKAC Division I Player of the Year, while also earning the 37th District Tournament MVP nod ... was a Mr. Kentucky Basketball finalist ... was a scholar athlete and graduated summa cum laude.

SEASON HIGHS

Points: 20 (2x) -- most recent 12/19/16
Rebounds: 10 vs. Mount Saint Mary -- 11/15/16
Assists: 1 (4x) -- most recent 12/10/16
Steals: 1 (3x) -- most recent 12/19/16
Blocks: 1 (2x) -- most recent 12/10/16
FG made: 9 at Fairfield -- 11/26/16
FG attempts: 13 at St. Bonaventure -- 12/19/16
3FG made: n/a
3FG attempts: n/a
FT made: 6 at St. Bonaventure -- 12/19/16
FT attempts: 7 at St. Bonaventure -- 12/19/16

CAREER YEAR-BY-YEAR

YEAR	GP-GS	MIN	FG-A	PCT	3FG-A	PCT	FTM-A	PCT	REB	PTS	A	TO	B	S	AVG
2016-17	11-0	194	51-76	.671	0-0	.000	20-36	.556	58	122	4	17	2	3	11.1
TOTALS	11-0	194	51-76	.671	0-0	.000	20-36	.556	58	122	4	17	2	3	11.1


2016-17 GAME-BY-GAME

Opponent	GP-GS	FG-FGA	3FG-3FGA	FT-FTA	OFF-DEF	TOT PF	A	TO	BLK	STL	MIN	PTS
at Oregon&	1-1	1-9	1-3	4-7	0-0	0 4	5	1	0	0	33	7
MOUNT ST. MARY (N.Y.)	1-1	2-8	2-4	4-4	3-3	6 1	5	4	0	1	20	10
ARKANSAS STATE&	1-1	2-10	1-5	1-2	0-1	1 2	1	4	0	0	32	6
CENTRAL ARKANSAS&	1-1	4-10	1-5	0-0	2-2	4 1	5	3	1	2	24	9
at Columbia	1-1	3-6	0-1	3-3	1-2	3 2	5	3	0	1	28	9
at Fairfield	1-1	3-8	0-1	2-2	0-7	7 0	4	1	0	1	29	8
FAIRLEIGH DICKINSON	1-1	2-8	1-2	0-0	1-4	5 2	8	2	0	0	28	5
ST. FRANCIS BKLYN	1-1	5-11	0-3	0-0	0-1	1 0	0	3	0	0	27	10
AIR FORCE	1-1	3-8	1-2	6-9	0-5	5 4	4	3	0	3	25	13
at Monmouth	1-1	3-11	0-4	7-9	2-4	6 3	5	6	0	0	32	13
at St. Bonaventure	1-1	2-8	0-0	0-0	0-3	3 2	7	3	0	1	33	4
BINGHAMTON												
LEHIGH*												
at Bucknell*												
at Lafayette*												
LOYOLA*												
COLGATE*												
at American*												
HOLY CROSS*												
NAVY**												
at Boston U.*												
BUCKNELL*												
LAFAYETTE*												
at Loyola*												
at Colgate*												
AMERICAN*												
at Holy Cross*												
at Navy**												
BOSTON U.*												
at Lehigh*												

2016-17 GAME-BY-GAME

Opponent	GP-GS	FG-FGA	3FG-3FGA	FT-FTA	OFF-DEF	TOT PF	A	TO	BLK	STL	MIN	PTS
at Oregon&	1-0	5-7	0-0	0-0	2-0	2 3	0	1	0	0	17	10
MOUNT ST. MARY (N.Y.)	1-0	3-5	0-0	2-5	2-8	10 2	1	2	1	1	15	8
ARKANSAS STATE&	1-0	1-2	0-0	1-4	2-1	3 4	0	0	0	0	9	3
CENTRAL ARKANSAS&	1-0	6-9	0-0	1-3	3-4	7 1	1	0	0	0	21	13
at Columbia	1-0	5-5	0-0	3-5	1-4	5 4	0	2	0	0	19	13
at Fairfield	1-0	9-12	0-0	2-3	2-3	5 2	0	4	0	1	22	20
FAIRLEIGH DICKINSON	1-0	7-9	0-0	1-4	1-1	2 4	0	2	0	0	18	15
ST. FRANCIS BKLYN	1-0	4-5	0-0	2-2	2-6	8 4	1	0	0	0	16	10
AIR FORCE	1-0	0-0	0-0	2-2	0-0	0 2	0	2	0	0	14	2
at Monmouth	1-0	4-9	0-0	0-1	2-7	9 1	1	0	1	0	18	8
at St. Bonaventure	1-0	7-13	0-0	6-7	3-4	7 1	0	4	0	1	25	20
BINGHAMTON												
LEHIGH*												
at Bucknell*												
at Lafayette*												
LOYOLA*												
COLGATE*												
at American*												
HOLY CROSS*												
NAVY**												
at Boston U.*												
BUCKNELL*												
LAFAYETTE*												
at Loyola*												
at Colgate*												
AMERICAN*												
at Holy Cross*												
at Navy**												
BOSTON U.*												
at Lehigh*												





15 JACOB KESSLER

SO • 6-4 • 190 • GUARD/FORWARD
RICHMOND, VA.
MILLS E. GODWIN

2014-15: Played in four games off the bench as a freshman ... averaged 3.8 minutes and 1.3 rebounds per game ... contributed two assists ... made his collegiate debut in the home win over Binghamton ... grabbed two rebounds and recorded a pair of assists opposite Coast Guard ... hauled in one rebound in the 77-53 win at Loyola Maryland ... made a free throw and secured two rebounds at Lehigh ... earned a spot on the West Point Dean's List with a 3.083 grade-point average in the fall semester.

CAREER HIGHS

Points: 16 vs. St. Francis Brooklyn -- 12/3/16
Rebounds: 5 (2x) -- most recent 12/7/16
Assists: 5 at St. Bonaventure -- 12/19/16
Steals: 3 (2x) -- most recent 11/26/16
Blocks: 1 (2x) -- most recent 12/3/16
FG made: 16 vs. St. Francis Brooklyn -- 12/3/16
FG attempts: 10 at Monmouth -- 12/10/16
3FG made: 4 (2x) -- most recent 12/7/16
3FG attempts: 7 (3x) -- most recent 12/7/16
FT made: 2 at #5 Oregon -- 11/11/16
FT attempts: 3 at #5 Oregon -- 11/11/16

SEASON HIGH

Points: 16 vs. St. Francis Brooklyn -- 12/3/16
Rebounds: 5 (2x) -- most recent 12/7/16
Assists: 5 at St. Bonaventure -- 12/19/16
Steals: 3 (2x) -- most recent 11/26/16
Blocks: 1 (2x) -- most recent 12/3/16
FG made: 7 vs. St. Francis Brooklyn -- 12/3/16
FG attempts: 10 at Monmouth -- 12/10/16
3FG made: 4 (2x) -- most recent 12/7/16
3FG attempts: 7 (3x) -- most recent 12/7/16
FT made: 2 at #5 Oregon -- 11/11/16
FT attempts: 3 at #5 Oregon -- 11/11/16

CAREER YEAR-BY-YEAR

YEAR	GP-GS	MIN	FG-A	PCT	3FG-A	PCT	FTM-A	PCT	REB	PTS	A	TO	B	S	AVG
2016-17	11-11	269	34-78	.436	19-45	.422	3-8	.375	32	90	24	21	2	14	8.2
2014-15	4-0	15	0-2	.000	0-1	.000	1-2	.500	5	1	2	1	0	0	0.3
TOTALS	15-11	284	34-80	.425	19-46	.413	4-10	.400	37	91	26	22	2	14	6.1



20 MAC HOFFMAN

SR • 6-8 • 213 • FORWARD
PLEASANTON, CALIF.
DE LA SALLE

2015-16: Saw action in 25 games, making five starts ... earned five consecutive starts beginning Jan. 17 against American ... compiled 38 points, 69 rebounds (24 on offensive glass), 13 assists, five steals and four blocks ... averaged 1.5 points and 2.8 rebounds per game ... finished with 295 minutes on the season ... notched a season-best six points against Gardner-Webb on Nov. 28, where he went 3-for-3 from the floor ... pulled down a season-high eight rebounds at Colgate on Jan. 13 ... played a season-best 23 minutes on two different occasions against Boston U. and American ... handed out three assists at Lehigh on Dec. 30, posted two blocks at Bucknell on Jan. 30 and compiled two steals against American on Jan. 17 ... went 11-for-16 (.688) from the charity stripe on the year ... named to the Patriot League Academic Honor Roll.

CAREER HIGHS

Points: 17 vs. Arkansas State -- 11/19/16
Rebounds: 11 vs. Fairleigh Dickinson -- 11/30/16
Assists: 3 (2x) -- most recent 11/19/16
Steals: 2 (2x) -- most recent 1/17/16
Blocks: 2 (2x) -- most recent 12/7/16
FG made: 4 vs. Arkansas State -- 11/19/16
FG attempts: 9 vs. Arkansas State -- 11/19/16
3FG made: 3 at Bucknell -- 2/15/14
3FG attempts: 5 at Bucknell -- 2/15/14
FT made: 9 vs. Arkansas State -- 11/19/16
FT attempts: 10 vs. Arkansas State -- 11/19/16

SEASON HIGH

Points: 17 vs. Arkansas State -- 11/19/16
Rebounds: 11 vs. Fairleigh Dickinson -- 11/30/16
Assists: 3 vs. Arkansas State -- 11/19/16
Steals: 1 at Monmouth -- 12/10/16
Blocks: 2 vs. Air Force -- 12/7/16
FG made: 4 vs. Arkansas State -- 11/19/16
FG attempts: 9 vs. Arkansas State -- 11/19/16
3FG made: n/a
3FG attempts: n/a
FT made: 9 vs. Arkansas State -- 11/19/16
FT attempts: 10 vs. Arkansas State -- 11/19/16

CAREER YEAR-BY-YEAR

YEAR	GP-GS	MIN	FG-A	PCT	3FG-A	PCT	FTM-A	PCT	REB	PTS	A	TO	B	S	AVG
2016-17	11-11	214	24-46	.522	0-0	.000	24-33	.727	71	72	10	10	4	1	6.5
2015-16	25-5	295	13-32	.406	1-3	.333	11-16	.688	69	38	13	13	4	5	1.5
2014-15	18-0	149	8-22	.364	2-9	.222	4-5	.800	24	22	5	2	3	4	1.2
2013-14	13-0	63	4-17	.235	4-15	.267	0-0	.000	9	12	2	8	0	2	0.9
TOTALS	67-16	721	49-117	.419	7-27	.259	39-54	.722	173	144	30	33	11	12	2.1

2016-17 GAME-BY-GAME

Opponent	GP-GS	FG-FGA	3FG-3FGA	FT-FTA	OFF-DEF	TOT	PF	A	TO	BLK	STL	MIN	PTS
at Oregon&	1-1	1-8	1-4	2-3	1-0	1	4	2	2	0	2	28	5
MOUNT ST. MARY (N.Y.)	1-1	1-3	1-3	0-0	0-3	3	2	2	3	0	1	20	3
ARKANSAS STATE&	1-1	2-5	0-1	0-1	0-5	5	1	4	2	0	1	23	4
CENTRAL ARKANSAS&	1-1	2-8	0-4	1-1	0-0	0	2	2	2	0	2	26	5
at Columbia	1-1	3-9	3-7	0-0	2-1	3	0	3	1	0	3	26	9
at Fairfield	1-1	4-9	4-7	0-0	0-3	3	2	2	2	1	3	31	12
FAIRLEIGH DICKINSON	1-1	3-3	2-2	0-0	0-1	1	1	2	1	0	0	23	8
ST. FRANCIS BKLYN	1-1	7-7	2-2	0-1	0-4	4	0	2	2	1	2	23	16
AIR FORCE	1-1	4-7	4-7	0-0	0-5	5	5	0	1	0	0	19	12
at Monmouth	1-1	4-10	1-4	0-0	2-1	3	3	0	4	0	0	21	9
at St. Bonaventure	1-1	3-9	1-4	0-2	2-2	4	3	5	1	0	0	29	7
BINGHAMTON													
LEHIGH*													
at Bucknell*													
at Lafayette*													
LOYOLA*													
COLGATE*													
at American*													
HOLY CROSS*													
NAVY*^													
at Boston U.*													
BUCKNELL*													
LAFAYETTE*													
at Loyola*													
at Colgate*													
AMERICAN*													
at Holy Cross*													
at Navy*^													
BOSTON U.*													
at Lehigh*													

2016-17 GAME-BY-GAME

Opponent	GP-GS	FG-FGA	3FG-3FGA	FT-FTA	OFF-DEF	TOT	PF	A	TO	BLK	STL	MIN	PTS
at Oregon&	1-1	2-5	0-0	3-4	1-6	7	4	0	2	0	0	23	7
MOUNT ST. MARY (N.Y.)	1-1	3-4	0-0	0-0	6-3	9	2	2	0	0	0	18	6
ARKANSAS STATE&	1-1	4-9	0-0	9-10	2-2	4	4	3	2	1	0	29	17
CENTRAL ARKANSAS&	1-1	0-0	0-0	0-0	0-6	6	1	0	0	0	0	19	2
at Columbia	1-1	2-4	0-0	3-5	0-7	7	3	1	1	0	0	17	7
at Fairfield	1-1	3-5	0-0	0-2	2-1	3	5	0	1	0	0	14	6
FAIRLEIGH DICKINSON	1-1	3-3	0-0	6-9	1-10	11	4	1	2	1	0	22	12
ST. FRANCIS BKLYN	1-1	0-1	0-0	2-2	1-7	8	3	0	1	0	0	18	2
AIR FORCE	1-1	2-3	0-0	0-0	2-7	9	4	1	1	2	0	22	4
at Monmouth	1-1	1-5	0-0	0-0	4-3	7	4	2	0	0	1	22	2
at St. Bonaventure	1-1	3-5	0-0	1-1	0-0	0	5	0	0	0	0	10	7
BINGHAMTON													
LEHIGH*													
at Bucknell*													
at Lafayette*													
LOYOLA*													
COLGATE*													
at American*													
HOLY CROSS*													
NAVY**													
at Boston U.*													
BUCKNELL*													
LAFAYETTE*													
at Loyola*													
at Colgate*													
AMERICAN*													
at Holy Cross*													
at Navy**													
BOSTON U.*													
at Lehigh*													



25 LUKE MORRISON

JR • 6-6 • 218 • FORWARD

CHARLOTTE, N.C.

NORTHSIDE CHRISTIAN ACADEMY (USMAPS)

2015-16: Saw action in 21 games ... compiled 105 points, 43 rebounds (21 on the offensive glass), five assists, and 12 steals ... finished with 21 3-pointers in 218 minutes played ... went 8-for-9 (.889) from the charity stripe on the year ... averaged 5.0 points, and 2.0 rebounds per game ... notched four double-digit scoring nights against Bucknell, Navy, Boston U., and NJIT ... posted a season-high 13 points at Bucknell on Jan. 30, where he went 5-for-11 from the floor and 3-for-6 from long range ... also recorded five rebounds and four steals during that contest ... posted another season-high five boards in a game with Holy Cross ... in a contest with NJIT on March 16 at the Collegelnsider.com Tournament, he went 4-for-5 from the floor, 3-for-4 from downtown and 1-for-2 from the free throw line for 12 points ... named to the Patriot League Academic Honor Roll.

CAREER HIGHS

Points: 19 vs. Central Arkansas -- 11/20/16
Rebounds: 7 (2x) -- most recent 12/7/16
Assists: 3 vs. Central Arkansas -- 11/20/16
Steals: 4 at Bucknell -- 1/30/16
Blocks: 1 (7x) -- most recent 12/3/16
FG made: 7 vs. Central Arkansas -- 11/20/16
FG attempts: 11 (3x) -- most recent 11/20/16
3FG made: 5 (2x) -- most recent 11/20/16
3FG attempts: 9 vs. Navy -- 2/1/16
FT made: 2 (4x) -- most recent 11/11/16
FT attempts: 3 (2x) -- most recent 1/17/15

SEASON HIGH

Points: 19 vs. Central Arkansas -- 11/20/16
Rebounds: 7 vs. Air Force -- 12/7/16
Assists: 3 vs. Central Arkansas -- 11/20/16
Steals: 2 vs. Central Arkansas -- 11/20/16
Blocks: 1 (2x) -- most recent 12/3/16
FG made: 7 vs. Central Arkansas -- 11/20/16
FG attempts: 11 vs. Central Arkansas -- 11/20/16
3FG made: 5 vs. Central Arkansas -- 11/20/16
3FG attempts: 8 vs. Central Arkansas -- 11/20/16
FT made: 2 at #5 Oregon -- 11/11/16
FT attempts: 2 at #5 Oregon -- 11/11/16

CAREER YEAR-BY-YEAR

YEAR	GP-GS	MIN	FG-A	PCT	3FG-A	PCT
2016-17	9-0	130	24-57	.421	18-47	.383
2015-16	21-0	218	38-99	.384	21-54	.389
2014-15	19-0	188	31-76	.408	16-49	.327
TOTALS	49-0	536	93-232	.401	55-150	.367

2016-17 GAME-BY-GAME														
Opponent	GP-GS	FG-FGA	3FG-3FGA	FT-FTA	OFF-DEF	TOT	PF	A	TO	BLK	STL	MIN	PTS	
at Oregon&	1-0	2-9	1-6	2-2	1-2	3	2	0	0	0	0	16	7	
MOUNT ST. MARY (N.Y.)	1-0	5-7	4-6	0-0	1-4	5	1	0	1	0	1	12	14	
ARKANSAS STATE&	1-0	0-5	0-5	0-0	0-4	4	0	0	1	0	0	12	0	
CENTRAL ARKANSAS&	1-0	7-11	5-8	0-0	2-4	6	2	3	2	1	2	21	19	
at Columbia					N/A									
at Fairfield					N/A									
FAIRLEIGH DICKINSON	1-0	3-7	2-6	0-0	1-3	4	0	1	2	0	1	14	8	
ST. FRANCIS BKLYN	1-0	0-4	0-3	0-0	0-4	4	1	1	0	1	0	14	0	
AIR FORCE	1-0	3-3	2-2	0-0	1-6	7	2	1	1	0	0	11	8	
at Monmouth	1-0	0-4	0-4	0-0	2-4	6	0	0	0	0	0	10	0	
at St. Bonaventure	1-0	4-7	4-7	0-0	0-2	2	5	0	0	0	0	20	12	
BINGHAMTON														
LEHIGH*														
at Bucknell*														
at Lafayette*														
LOYOLA*														
COLGATE*														
at American*														
HOLY CROSS*														
NAVY*^														
at Boston U.*														
BUCKNELL*														
LAFAYETTE*														
at Loyola*														
at Colgate*														
AMERICAN*														
at Holy Cross*														
at Navy*^														
BOSTON U.*														
at Lehigh*														

30 JORDAN FOX

SO • 6-1 • 184 • GUARD

JACKSON COUNTY, KY.

JACKSON COUNTY (USMAPS)

2015-16: Saw action in all 33 games, making three starts ... compiled 87 points, 37 rebounds, 75 assists, 15 steals and two blocks ... averaged 2.6 points, 1.1 rebounds and 2.3 assists per game ... finished with 403 minutes played ... started the first game of the season against Ferrum, which was also his first collegiate contest ... during that game went 3-for-6 from the floor and 3-for-3 from the charity stripe for a season-best nine points ... earned two more starts vs. Binghamton and Fairleigh Dickinson ... pulled down a season-high three rebounds on three different occasions against Ferrum, Binghamton and Loyola ... played a season-best 24 minutes in a victory at Binghamton on Nov. 15 ... handed out a season-high six assists in a win at Maine on Dec. 6 ... posted a block in games with Binghamton and Lehigh ... notched two steals on four occasions against Ferrum, Air Force, Loyola and Boston U. ... averaged 12.2 minutes played.

CAREER HIGHS

Points: 22 (2x) -- most recent 12/19/16
Rebounds: 5 vs. Air Force -- 12/7/16
Assists: 8 vs. St. Francis Brooklyn -- 12/3/16
Steals: 3 at Columbia -- 11/23/16
Blocks: 1 (3x) -- most recent 11/19/16
FG made: 8 (2x) -- most recent 12/19/16
FG attempts: 14 at Columbia -- 11/23/16
3FG made: 4 (2x) -- most recent 12/19/16
3FG attempts: 8 at St. Bonaventure -- 12/19/16
FT made: 5 vs. Air Force -- 12/7/16
FT attempts: 5 vs. Air Force -- 12/7/16

SEASON HIGH

Points: 22 (2x) -- most recent 12/19/16
Rebounds: 5 vs. Air Force -- 12/7/16
Assists: 8 vs. St. Francis Brooklyn -- 12/3/16
Steals: 3 at Columbia -- 11/23/16
Blocks: 1 vs. Arkansas State -- 11/19/16
FG made: 8 (2x) -- most recent 12/19/16
FG attempts: 14 at Columbia -- 11/23/16
3FG made: 4 (2x) -- most recent 12/19/16
3FG attempts: 8 at St. Bonaventure -- 12/19/16
FT made: 5 vs. Air Force -- 12/7/16
FT attempts: 5 vs. Air Force -- 12/7/16

2016-17 GAME-BY-GAME														
Opponent	GP-GS	FG-FGA	3FG-3FGA	FT-FTA	OFF-DEF	TOT	PF	A	TO	BLK	STL	MIN	PTS	
at Oregon&	1-1	4-10	1-3	0-1	0-3	3	0	3	1	0	0	36	9	
MOUNT ST. MARY (N.Y.)	1-1	5-8	2-4	0-0	0-1	1	0	5	0	0	2	27	12	
ARKANSAS STATE&	1-1	5-10	3-6	2-2	0-2	2	2	0	3	1	1	32	15	
CENTRAL ARKANSAS&	1-1	1-10	0-3	1-2	0-3	3	2	7	1	0	1	30	3	
at Columbia	1-1	8-14	4-7	2-2	1-1	2	3	2	1	0	3	32	22	
at Fairfield	1-1	2-7	2-5	0-0	2-0	2	2	4	1	0	0	30	6	
FAIRLEIGH DICKINSON	1-1	7-12	2-4	0-0	0-2	2	2	5	0	0	1	31	16	
ST. FRANCIS BKLYN	1-1	4-9	2-3	0-0	0-3	3	1	8	4	0	1	34	10	
AIR FORCE	1-1	7-12	1-5	5-5	0-5	5	1	4	3	0	0	36	20	
at Monmouth	1-1	4-6	3-5	0-0	0-2	2	5	2	2	0	1	26	11	
at St. Bonaventure	1-1	8-12	4-8	2-2	0-3	3	3	5	2	0	0	34	22	
BINGHAMTON														
LEHIGH*														
at Bucknell*														
at Lafayette*														
LOYOLA*														
COLGATE*														
at American*														
HOLY CROSS*														
NAVY*^														
at Boston U.*														
BUCKNELL*														
LAFAYETTE*														
at Loyola*														
at Colgate*														
AMERICAN*														
at Holy Cross*														
at Navy*^														
BOSTON U.*														
at Lehigh*														

CAREER YEAR-BY-YEAR

YEAR	GP-GS	MIN	FG-A	PCT	3FG-A	PCT
2016-17	11-11	348	55-110	.500	24-53	.453
2015-16	33-3	403	31-75	.413	8-27	.296
TOTALS	44-14	751	86-185	.465	32-80	.400

FTM-A	PCT	REB	PTS	A	TO	B	S	AVG
12-14	.857	28	146	45	18	1	10	13.3
17-21	.810	37	87	75	38	2	15	2.6
29-35	.829	65	233	120	56	3	25	5.3



45 ADAM ROE

SO • 6-5 • 210 • FORWARD
WESTON, MO.
WEST PLATTE (USMAPS)

2015-16: Saw action in all 33 games ... compiled 106 points, 39 rebounds (16 on the offensive glass), 11 assists, eight steals, and two blocks ... recorded 25 3-pointers, which was good enough for third on the team ... averaged 3.2 points and 1.2 rebounds per game ... finished with 293 minutes played ... earned double digit scoring on two different occasions against Lehigh and Air Force ... registered a season-high 11 points at Lehigh on Dec. 30, where he went 3-for-6 from the floor, 3-for-4 from long range and 2-for-2 from the charity stripe ... posted a season-best four rebounds in contests with Colgate and Marist ... earned two blocks at Air Force on Dec. 12 ... handed out a season-best two assists against Gardner-Webb ... went 13-for-21 (.619) from the free throw line for the year.

CAREER HIGHS

Points: 11 (2x) -- most recent 11/23/16
Rebounds: 4 (2x) -- most recent 1/13/16
Assists: 2 vs. Gardner-Webb -- 11/28/15
Steals: 3 at Columbia -- 11/23/16
Blocks: 2 at Air Force -- 12/12/15
FG made: 4 at Columbia -- 11/23/16
FG attempts: 7 (3x) -- most recent 11/23/16
3FG made: 3 (2x) -- most recent 11/23/16
3FG attempts: 5 (5x) -- most recent 11/23/16
FT made: 4 at Air Force -- 12/12/15
FT attempts: 6 at Bucknell -- 1/30/16

SEASON HIGH

Points: 11 at Columbia -- 11/23/16
Rebounds: 3 at Fairfield -- 11/26/16
Assists: 1 (2x) -- most recent 11/30/16
Steals: 3 at Columbia -- 11/23/16
Blocks: n/a
FG made: 4 at Columbia -- 11/23/16
FG attempts: 7 at Columbia -- 11/23/16
3FG made: 3 at Columbia -- 11/23/16
3FG attempts: 5 at Columbia -- 11/23/16
FT made: 3 at Fairfield -- 11/26/16
FT attempts: 4 at Fairfield -- 11/26/16

CAREER YEAR-BY-YEAR

YEAR	GP-GS	MIN	FG-A	PCT	3FG-A	PCT	FTM-A	PCT	REB	PTS	A	TO	B	S	AVG
2016-17	9-0	77	14-31	.452	8-23	.348	5-8	.625	11	41	2	7	0	6	4.6
2015-16	33-0	293	34-97	.351	25-67	.373	13-21	.619	39	106	11	14	2	8	3.2
TOTALS	42-0	370	48-128	.375	33-90	.367	18-29	.621	50	147	13	21	2	14	3.5



52 JOHN EMEZIE

SO • 6-5 • 215 • GUARD/FORWARD
WAXHAW, N.C.
MARVIN RIDGE (USMAPS)

2015-16: Saw action in 33 games, making six consecutive starts beginning against Colgate on Jan. 13 ... compiled 104 points, 39 rebounds, 20 assists, five steals, and eight blocks on the year ... averaged 3.2 points, 1.2 rebounds and 0.6 assists per game ... played 388 total minutes, averaging 11.8 minutes per game ... notched a season-high 11 points vs. Boston U. on Jan. 27, where he went 4-for-8 from the floor and 3-for-4 from the charity stripe ... registered two blocks vs. Holy Cross in the Patriot League Tournament on March 6 ... earned a season-best four rebounds twice throughout the year against Arkansas-Pine Bluff and Bucknell ... also recorded two assists on three different occasions vs. Holy Cross, Colgate and Lehigh.

CAREER HIGHS

Points: 16 at Columbia -- 11/23/16
Rebounds: 4 (3x) -- most recent 11/26/16
Assists: 4 at Monmouth -- 12/10/16
Steals: 3 vs. Air Force -- 12/7/16
Blocks: 3 vs. Air Force -- 12/7/16
FG made: 5 (2x) -- most recent 11/26/16
FG attempts: 14 at Columbia -- 11/23/16
3FG made: 3 (3x) -- most recent 11/23/16
FG attempts: 10 at Columbia -- 11/23/16
FT made: 6 at Monmouth -- 12/10/16
FT attempts: 6 (5x) -- most recent 12/19/16

SEASON HIGH

Points: 16 at Columbia -- 11/23/16
Rebounds: 4 at Fairfield -- 11/26/16
Assists: 4 at Monmouth -- 12/10/16
Steals: 3 vs. Air Force -- 12/7/16
Blocks: 3 vs. Air Force -- 12/7/16
FG made: 5 (2x) -- most recent 11/26/16
FG attempts: 14 at Columbia -- 11/23/16
3FG made: 3 (2x) -- most recent 11/23/16
3FG attempts: 10 at Columbia -- 11/23/16
FT made: 6 at Monmouth -- 12/10/16
FT attempts: 6 (2x) -- most recent 12/19/16

CAREER YEAR-BY-YEAR

YEAR	GP-GS	MIN	FG-A	PCT	3FG-A	PCT	FTM-A	PCT	REB	PTS	A	TO	B	S	AVG
2016-17	11-7	263	35-87	.402	14-36	.389	22-28	.786	21	106	17	22	6	10	9.6
2015-16	33-6	388	35-91	.385	8-33	.242	8-33	.542	39	104	20	30	8	5	3.2
TOTALS	44-13	651	70-178	.393	22-69	.319	30-61	.492	60	210	37	52	14	15	4.8


2016-17 GAME-BY-GAME

Opponent	GP-GS	FG-FGA	3FG-3FGA	FT-FTA	OFF-DEF	TOT	PF	A	TO	BLK	STL	MIN	PTS
at Oregon&	1-0	2-3	2-3	0-0	1-1	2	1	0	2	0	0	9	6
MOUNT ST. MARY (N.Y.)	1-0	3-5	1-3	0-2	1-0	1	1	0	1	0	1	10	7
ARKANSAS STATE&					N/A								
CENTRAL ARKANSAS&	1-0	0-2	0-2	0-0	0-0	0	0	0	1	0	0	2	0
at Columbia	1-0	4-7	3-5	0-0	0-2	2	0	0	0	0	3	13	11
at Fairfield	1-0	2-6	0-4	3-4	1-2	3	1	1	0	0	1	18	7
FAIRLEIGH DICKINSON	1-0	0-2	0-1	0-0	1-1	2	1	1	0	0	0	7	0
ST. FRANCIS BKLYN	1-0	0-0	0-0	0-0	0-0	0	0	0	2	0	0	2	0
AIR FORCE	1-0	1-1	1-1	0-0	0-1	1	1	0	0	0	0	4	3
at Monmouth	1-0	2-5	1-4	2-2	0-0	0	2	0	1	0	1	12	7
at St. Bonaventure					N/A								
BINGHAMTON													
LEHIGH*													
at Bucknell*													
at Lafayette*													
LOYOLA*													
COLGATE*													
at American*													
HOLY CROSS*													
NAVY**													
at Boston U.*													
BUCKNELL*													
LAFAYETTE*													
at Loyola*													
at Colgate*													
AMERICAN*													
at Holy Cross*													
at Navy**													
BOSTON U.*													
at Lehigh*													

2016-17 GAME-BY-GAME

Opponent	GP-GS	FG-FGA	3FG-3FGA	FT-FTA	OFF-DEF	TOT	PF	A	TO	BLK	STL	MIN	PTS
at Oregon&	1-0	4-6	1-2	0-0	0-0	0	3	0	1	0	0	12	9
MOUNT ST. MARY (N.Y.)	1-0	3-4	1-2	1-1	0-1	1	0	3	1	0	1	13	8
ARKANSAS STATE&	1-0	2-8	0-2	3-5	2-1	3	3	2	1	0	1	19	7
CENTRAL ARKANSAS&	1-0	4-9	3-6	0-0	0-0	0	0	0	2	0	0	22	11
at Columbia	1-1	5-14	3-10	3-4	1-0	1	3	1	2	1	1	29	16
at Fairfield	1-1	5-12	1-2	0-0	0-4	4	2	2	1	0	1	30	11
FAIRLEIGH DICKINSON	1-1	4-7	2-2	2-2	1-2	3	1	2	3	0	1	28	12
ST. FRANCIS BKLYN	1-1	4-6	1-2	1-2	0-2	2	1	0	2	0	1	25	10
AIR FORCE	1-1	2-8	1-3	2-2	0-2	2	2	3	5	3	3	30	7
at Monmouth	1-1	1-8	0-3	6-6	1-1	2	2	4	1	2	1	30	8
at St. Bonaventure	1-1	1-5	1-2	4-6	1-2	3	3	0	3	0	0	25	7
BINGHAMTON													
LEHIGH*													
at Bucknell*													
at Lafayette*													
LOYOLA*													
COLGATE*													
at American*													
HOLY CROSS*													
NAVY**													
at Boston U.*													
BUCKNELL*													
LAFAYETTE*													
at Loyola*													
at Colgate*													
AMERICAN*													
at Holy Cross*													
at Navy**													
BOSTON U.*													
at Lehigh*													





34 JOHN MILLER

SO • 6-9 • 225 • CENTER
NEW ALBANY, OHIO
NEW ALBANY

2015-16: Saw action in six games ... tallied his lone two points of the year in a victory over Ferrum on Nov. 13 ... played a total of 24 minutes, with a season-high eight coming in a contest with Bucknell ... also earned six rebounds, two steals and a block on the year ... pulled down a season-high two rebounds on two different occasions.

CAREER HIGHS

Points: 2 (3x) -- most recent 12/3/16
Rebounds: 2 (2x) -- most recent 1/30/16
Assists: 1 (2x) -- most recent 12/19/16
Steals: 1 (2x) -- most recent 1/30/16
Blocks: 2 vs. Mount Saint May -- 11/15/16
FG made: 1 (3x) -- most recent 12/3/16
FG attempts: 2 (2x) -- most recent 11/26/16
3FG made: n/a
3FG attempts: n/a
FT made: n/a
FT attempts: 4 at Bucknell -- 1/30/16

SEASON HIGH


Points: 2 (2x) -- most recent 12/3/16
Rebounds: 1 (3x) -- most recent 11/26/16
Assists: 1 (2x) -- most recent 12/19/16
Steals: n/a
Blocks: 2 vs. Mount Saint May -- 11/15/16
FG made: 1 (2x) -- most recent 12/3/16
FG attempts: 2 at Fairfield -- 11/26/16
3FG made: n/a
3FG attempts: n/a
FT made: n/a
FT attempts: 3 vs. Mount Saint May -- 11/15/16

2016-17 GAME-BY-GAME

Opponent	GP-GS	FG-FGA	3FG-3FGA	FT-FTA	OFF-DEF	TOT	PF	A	TO	BLK	STL	MIN	PTS
at Oregon&					N/A								
MOUNT ST. MARY (N.Y.)	1-0	0-0	0-0	0-3	0-1	1	1	0	0	2	0	4	0
ARKANSAS STATE&	1-0	0-0	0-0	0-0	0-0	0	0	0	0	0	0	0+	0
CENTRAL ARKANSAS&					N/A								
at Columbia	1-0	0-0	0-0	0-0	0-1	1	1	0	0	0	0	4	0
at Fairfield	1-0	1-2	0-0	0-0	0-1	1	3	0	0	0	0	5	2
FAIRLEIGH DICKINSON	1-0	0-0	0-0	0-0	0-0	0	0	0	0	0	0	1	0
ST. FRANCIS BKLYN	1-0	1-1	0-0	0-0	0-0	0	1	1	0	1	0	6	2
AIR FORCE					N/A								
at Monmouth					N/A								
at St. Bonaventure	1-0	0-0	0-0	0-0	0-0	0	1	1	1	0	0	2	0
BINGHAMTON													
LEHIGH*													
at Bucknell*													
at Lafayette*													
LOYOLA*													
COLGATE*													
at American*													
HOLY CROSS*													
NAVY**													
at Boston U.*													
BUCKNELL*													
LAFAYETTE*													
at Loyola*													
at Colgate*													
AMERICAN*													
at Holy Cross*													
at Navy**													
BOSTON U.*													
at Lehigh*													

CAREER YEAR-BY-YEAR

YEAR	GP-GS	MIN	FG-A	PCT	3FG-A	PCT	FTM-A	PCT	REB	PTS	A	TO	B	S	AVG
2016-17	7-0	22	2-3	.667	0-0	.00	0-3	.000	3	4	2	1	3	0	0.6
2015-16	6-0	24	1-2	.500	0-0	.000	0-4	.000	6	2	0	1	1	2	0.3
TOTALS	13-0	46	3-5	.600	0-0	.000	0-7	.000	9	6	2	2	4	2	0.5



4 DANIEL ANDREWS

SO • 6-7 • 205 • FORWARD
HONOLULU, HAWAII
PUNAHOU SCHOOL (USMAPS)

2015-16: Saw action in games against American and Bucknell ... played a total of five minutes on the season, with a season-high four coming in the contest against the Bison on Jan. 30 ... during that game, went 1-for-4 from the free throw line ... pulled down one defensive rebound, and one steal.

CAREER HIGHS

Points: 1 at Bucknell -- 1/30/16
Rebounds: 3 vs. Mount Saint May -- 11/15/16
Assists: n/a
Steals: 1 at Bucknell -- 1/30/16
Blocks: n/a
FG made: n/a
FG attempts: 1 vs. American -- 1/17/16
3FG made: n/a
3FG attempts: n/a
FT made: 1 at Bucknell -- 1/30/16
FT attempts: 4 at Bucknell -- 1/30/16

SEASON HIGH

Points: n/a
Rebounds: 3 vs. Mount Saint May -- 11/15/16
Assists: n/a
Steals: n/a
Blocks: n/a
FG made: n/a
FG attempts: n/a
3FG made: n/a
3FG attempts: n/a
FT made: n/a
FT attempts: n/a

2016-17 GAME-BY-GAME

Opponent	GP-GS	FG-FGA	3FG-3FGA	FT-FTA	OFF-DEF	TOT	PF	A	TO	BLK	STL	MIN	PTS
at Oregon&					N/A								
MOUNT ST. MARY (N.Y.)	1-0	0-0	0-0	0-0	0-3	3	0	0	1	0	0	4	0
ARKANSAS STATE&					N/A								
CENTRAL ARKANSAS&					N/A								
at Columbia					N/A								
at Fairfield					N/A								
FAIRLEIGH DICKINSON					N/A								
ST. FRANCIS BKLYN					N/A								
AIR FORCE					N/A								
at Monmouth					N/A								
at St. Bonaventure					N/A								
BINGHAMTON													
LEHIGH*													
at Bucknell*													
at Lafayette*													
LOYOLA*													
COLGATE*													
at American*													
HOLY CROSS*													
NAVY**													
at Boston U.*													
BUCKNELL*													
LAFAYETTE*													
at Loyola*													
at Colgate*													
AMERICAN*													
at Holy Cross*													
at Navy**													
BOSTON U.*													
at Lehigh*													

CAREER YEAR-BY-YEAR

YEAR	GP-GS	MIN	FG-A	PCT	3FG-A	PCT	FTM-A	PCT	REB	PTS	A	TO	B	S	AVG
2016-17	1-0	4	0-0	.000	0-0	.000	0-0	.000	3	0	0	1	0	0	0.0
2015-16	2-0	5	0-1	.000	0-0	.000	1-4	.250	1	1	0	1	0	1	0.5
TOTALS	3-0	9	0-1	.000	0-0	.000	1-4	.250	4	1	0	2	0	1	0.3





44 MARK POLLACK

JR • 6-6 • 218 • FORWARD
CHARLOTTE, N.C.
CHARLOTTE CATHOLIC (USMAPS)

2015-16: Squad member ... Did not see any game action as a sophomore.

CAREER HIGHS

Points: 3 (2x) -- most recent 2/15/15
Rebounds: 3 vs. Coast Guard -- 12/28/14
Assists: 1 at Lehigh -- 2/4/15
Steals: n/a
Blocks: 1 at Lehigh -- 2/4/15
FG made: 1 (4x) -- most recent 2/4/15
FG attempts: 3 (2x) -- most recent 2/15/15
3FG made: 1 (2x) -- most recent 2/15/15
3FG attempts: 3 vs. Bucknell -- 2/15/15
FT made: n/a
FT attempts: n/a

SEASON HIGHS

Points: n/a
Rebounds: n/a
Assists: n/a
Steals: n/a
Blocks: n/a
FG made: n/a
FG attempts: n/a
3FG made: n/a
3FG attempts: n/a
FT made: n/a
FT attempts: n/a

CAREER YEAR-BY-YEAR

YEAR	GP-GS	MIN	FG-A	PCT	3FG-A	PCT	FTM-A	PCT	REB	PTS	A	TO	B	S	AVG
2016-17	N/A														
2015-16	N/A														
2014-15	10-0	41	4-16	.250	2-11	.182	0-0	.000	7	10	1	4	1	0	1/0
TOTALS	10-0	41	4-16	.250	2-11	.182	0-0	.000	7	10	1	4	1	0	1/0



5 BEN MAMMEL

SO • 6-0 • 183 • GUARD
SAN ANTONIO, TEXAS
WINSTON CHURCHILL (USMAPS)

2015-16: Squad member ... Did not see any game action as a freshman.

CAREER HIGHS

Points: 2 vs. Mount Saint Mary -- 11/15/16
Rebounds: 1 vs. Mount Saint Mary -- 11/15/16
Assists: 1 vs. Mount Saint Mary -- 11/15/16
Steals: n/a
Blocks: n/a
FG made: 1 vs. Mount Saint Mary -- 11/15/16
FG attempts: 2 vs. Mount Saint Mary -- 11/15/16
3FG made: n/a
3FG attempts: 1 vs. Mount Saint Mary -- 11/15/16
FT made: n/a
FT attempts: n/a

SEASON HIGH

Points: 2 vs. Mount Saint Mary -- 11/15/16
Rebounds: 1 vs. Mount Saint Mary -- 11/15/16
Assists: 1 vs. Mount Saint Mary -- 11/15/16
Steals: n/a
Blocks: n/a
FG made: 1 vs. Mount Saint Mary -- 11/15/16
FG attempts: 2 vs. Mount Saint Mary -- 11/15/16
3FG made: n/a
3FG attempts: 1 vs. Mount Saint Mary -- 11/15/16
FT made: n/a
FT attempts: n/a

CAREER YEAR-BY-YEAR

YEAR	GP-GS	MIN	FG-A	PCT	3FG-A	PCT	FTM-A	PCT	REB	PTS	A	TO	B	S	AVG
2016-17	1-0	6	1-2	.500	0-1	.000	0-0	.000	1	2	1	0	0	0	2.0
2015-16	N/A														
TOTALS	1-0	6	1-2	.500	0-1	.000	0-0	.000	1	2	1	0	0	0	2.0

2016-17 GAME-BY-GAME

Opponent	GP-GS	FG-FGA	3FG-3FGA	FT-FTA	OFF-DEF	TOT	PF	A	TO	BLK	STL	MIN	PTS
at Oregon&					N/A								
MOUNT ST. MARY (N.Y.)					N/A								
ARKANSAS STATE&					N/A								
CENTRAL ARKANSAS&					N/A								
at Columbia					N/A								
at Fairfield					N/A								
FAIRLEIGH DICKINSON					N/A								
ST. FRANCIS BKLYN					N/A								
AIR FORCE					N/A								
at Monmouth					N/A								
at St. Bonaventure					N/A								
BINGHAMTON					N/A								
LEHIGH*					N/A								
at Bucknell*					N/A								
at Lafayette*					N/A								
LOYOLA*					N/A								
COLGATE*					N/A								
at American*					N/A								
HOLY CROSS*					N/A								
NAVY*^					N/A								
at Boston U.*					N/A								
BUCKNELL*					N/A								
LAFAYETTE*					N/A								
at Loyola*					N/A								
at Colgate*					N/A								
AMERICAN*					N/A								
at Holy Cross*					N/A								
at Navy*^					N/A								
BOSTON U.*					N/A								
at Lehigh*					N/A								

2016-17 GAME-BY-GAME

Opponent	GP-GS	FG-FGA	3FG-3FGA	FT-FTA	OFF-DEF	TOT	PF	A	TO	BLK	STL	MIN	PTS
at Oregon&					N/A								
MOUNT ST. MARY (N.Y.)	1-0	1-2	0-1	0-0	1-0	1	0	1	0	0	0	6	2
ARKANSAS STATE&					N/A								
CENTRAL ARKANSAS&					N/A								
at Columbia					N/A								
at Fairfield					N/A								
FAIRLEIGH DICKINSON					N/A								
ST. FRANCIS BKLYN					N/A								
AIR FORCE					N/A								
at Monmouth					N/A								
at St. Bonaventure					N/A								
BINGHAMTON					N/A								
LEHIGH*					N/A								
at Bucknell*					N/A								
at Lafayette*					N/A								
LOYOLA*					N/A								
COLGATE*					N/A								
at American*					N/A								
HOLY CROSS*					N/A								
NAVY*^					N/A								
at Boston U.*					N/A								
BUCKNELL*					N/A								
LAFAYETTE*					N/A								
at Loyola*					N/A								
at Colgate*					N/A								
AMERICAN*					N/A								
at Holy Cross*					N/A								
at Navy*^					N/A								
BOSTON U.*					N/A								
at Lehigh*					N/A								





24 JASON HOULE

SO • 6-5 • 207 • GUARD
PLYMOUTH, MICH.
FATHER GABRIEL RICHARD (USMAPS)

2015-16: Squad member ... Did not see any game action as a freshman.

CAREER HIGHS

Points: n/a
Rebounds: 2 vs. Mount Saint Mary -- 11/15/16
Assists: 1 vs. Mount Saint Mary -- 11/15/16
Steals: n/a
Blocks: n/a
FG made: n/a
FG attempts: 4 vs. Mount Saint Mary 11-/15/16
3FG made: n/a
3FG attempts: 3 vs. Mount Saint Mary 11-/15/16
FT made: n/a
FT attempts: n/a

SEASON HIGHS

Points: n/a
Rebounds: 2 vs. Mount Saint Mary -- 11/15/16
Assists: 1 vs. Mount Saint Mary -- 11/15/16
Steals: n/a
Blocks: n/a
FG made: n/a
FG attempts: 4 vs. Mount Saint Mary 11-/15/16
3FG made: n/a
3FG attempts: 3 vs. Mount Saint Mary 11-/15/16
FT made: n/a
FT attempts: n/a

CAREER YEAR-BY-YEAR

YEAR	GP-GS	MIN	FG-A	PCT	3FG-A	PCT	FTM-A	PCT	REB	PTS	A	TO	B	S	AVG
2016-17	1-0	5	0-4	.000	0-3	.000	0-0	.000	2	0	1	0	0	0	0.0
2015-16	N/A														
TOTALS	1-0	5	0-4	.000	0-3	.000	0-0	.000	2	0	1	0	0	0	0.0



51 PARKER FENNEMA

SO • 6-6 • 215 • FORWARD
RALEIGH, N.C.
SANDERSON (USMAPS)

2015-16: Squad member ... did not see any game action as a freshman.

CAREER HIGHS

Points: n/a
Rebounds: n/a
Assists: n/a
Steals: n/a
Blocks: n/a
FG made: n/a
FG attempts: n/a
3FG made: n/a
3FG attempts: n/a
FT made: n/a
FT attempts: n/a

SEASON HIGH

Points: n/a
Rebounds: n/a
Assists: n/a
Steals: n/a
Blocks: n/a
FG made: n/a
FG attempts: n/a
3FG made: n/a
3FG attempts: n/a
FT made: n/a
FT attempts: n/a

CAREER YEAR-BY-YEAR

YEAR	GP-GS	MIN	FG-A	PCT	3FG-A	PCT	FTM-A	PCT	REB	PTS	A	TO	B	S	AVG
2016-17	N/A														
2015-16	N/A														
TOTALS	N/A														

2016-17 GAME-BY-GAME

Opponent	GP-GS	FG-FGA	3FG-3FGA	FT-FTA	OFF-DEF	TOT	PF	A	TO	BLK	STL	MIN	PTS
at Oregon&					N/A								
MOUNT ST. MARY (N.Y.)	1-0	0-4	0-3	0-0	1-1	2	0	1	0	0	0	5	0
ARKANSAS STATE&					N/A								
CENTRAL ARKANSAS&					N/A								
at Columbia					N/A								
at Fairfield					N/A								
FAIRLEIGH DICKINSON					N/A								
ST. FRANCIS BKLYN					N/A								
AIR FORCE					N/A								
at Monmouth					N/A								
at St. Bonaventure					N/A								
BINGHAMTON					N/A								
LEHIGH*													
at Bucknell*													
at Lafayette*													
LOYOLA*													
COLGATE*													
at American*													
HOLY CROSS*													
NAVY*^													
at Boston U.*													
BUCKNELL*													
LAFAYETTE*													
at Loyola*													
at Colgate*													
AMERICAN*													
at Holy Cross*													
at Navy*^													
BOSTON U.*													
at Lehigh*													

2016-17 GAME-BY-GAME

Opponent	GP-GS	FG-FGA	3FG-3FGA	FT-FTA	OFF-DEF	TOT	PF	A	TO	BLK	STL	MIN	PTS
at Oregon&					N/A								
MOUNT ST. MARY (N.Y.)					N/A								
ARKANSAS STATE&					N/A								
CENTRAL ARKANSAS&					N/A								
at Columbia					N/A								
at Fairfield					N/A								
FAIRLEIGH DICKINSON					N/A								
ST. FRANCIS BKLYN					N/A								
AIR FORCE					N/A								
at Monmouth					N/A								
at St. Bonaventure					N/A								
BINGHAMTON					N/A								
LEHIGH*													
at Bucknell*													
at Lafayette*													
LOYOLA*													
COLGATE*													
at American*													
HOLY CROSS*													
NAVY*^													
at Boston U.*													
BUCKNELL*													
LAFAYETTE*													
at Loyola*													
at Colgate*													
AMERICAN*													
at Holy Cross*													
at Navy*^													
BOSTON U.*													
at Lehigh*													



12 SPENCER SCHULTZ

FR • 6-7 • 195 • GUARD
CLEAR SPRING, MD.
CLEAR SPRING

High School: Played varsity basketball at Clear Spring High School ... named the *Herald Mail* Player of the Year and the WHAG Player of the Year ... was a four-time letterwinner ... two-time First Team All-County ... averaged 27.7 points, 8.6 rebounds, and 2.5 assists per game as a senior ... member of the National Honors Society and History Club... graduated fourth in his class.

SEASON HIGHS

Points: n/a
Rebounds: n/a
Assists: n/a
Steals: n/a
Blocks: n/a
FG made: n/a
FG attempts: n/a
3FG made: n/a
3FG attempts: n/a
FT made: n/a
FT attempts: n/a

CAREER YEAR-BY-YEAR

YEAR	GP-GS	MIN	FG-A	PCT	3FG-A	PCT	FTM-A	PCT	REB	PTS	A	TO	B	S	AVG
2016-17	N/A														
TOTALS	N/A														



21 WILL CULLITON

FR • 6-2 • 177 • GUARD
WAYZATA, MINN.
BRECK SCHOOL (USMAPS)

High School: Played varsity basketball at the Breck School in 2015 ... four-time all-conference selection, two-time all-section, all-state honoree, and three-time team MVP ... was the Breck School's all-time leading scorer at time of graduation ... member of the Glee and Journalism Club ... attended U.S. Military Academy Prep School in 2015-16.

SEASON HIGHS

Points: n/a
Rebounds: n/a
Assists: n/a
Steals: n/a
Blocks: n/a
FG made: n/a
FG attempts: n/a
3FG made: n/a
3FG attempts: n/a
FT made: n/a
FT attempts: n/a

CAREER YEAR-BY-YEAR

YEAR	GP-GS	MIN	FG-A	PCT	3FG-A	PCT	FTM-A	PCT	REB	PTS	A	TO	B	S	AVG
2016-17	N/A														
TOTALS	N/A														


2016-17 GAME-BY-GAME

Opponent	GP-GS	FG-FGA	3FG-3FGA	FT-FTA	OFF-DEF	TOT	PF	A	TO	BLK	STL	MIN	PTS
at Oregon&													N/A
MOUNT ST. MARY (N.Y.)													N/A
ARKANSAS STATE&													N/A
CENTRAL ARKANSAS&													N/A
at Columbia													N/A
at Fairfield													N/A
FAIRLEIGH DICKINSON													N/A
ST. FRANCIS BKLYN													N/A
AIR FORCE													N/A
at Monmouth													N/A
at St. Bonaventure													N/A
BINGHAMTON													N/A
LEHIGH*													N/A
at Bucknell*													N/A
at Lafayette*													N/A
LOYOLA*													N/A
COLGATE*													N/A
at American*													N/A
HOLY CROSS*													N/A
NAVY*^													N/A
at Boston U.*													N/A
BUCKNELL*													N/A
LAFAYETTE*													N/A
at Loyola*													N/A
at Colgate*													N/A
AMERICAN*													N/A
at Holy Cross*													N/A
at Navy*^													N/A
BOSTON U.*													N/A
at Lehigh*													N/A

2016-17 GAME-BY-GAME

Opponent	GP-GS	FG-FGA	3FG-3FGA	FT-FTA	OFF-DEF	TOT	PF	A	TO	BLK	STL	MIN	PTS
at Oregon&													N/A
MOUNT ST. MARY (N.Y.)													N/A
ARKANSAS STATE&													N/A
CENTRAL ARKANSAS&													N/A
at Columbia													N/A
at Fairfield													N/A
FAIRLEIGH DICKINSON													N/A
ST. FRANCIS BKLYN													N/A
AIR FORCE													N/A
at Monmouth													N/A
at St. Bonaventure													N/A
BINGHAMTON													N/A
LEHIGH*													N/A
at Bucknell*													N/A
at Lafayette*													N/A
LOYOLA*													N/A
COLGATE*													N/A
at American*													N/A
HOLY CROSS*													N/A
NAVY*^													N/A
at Boston U.*													N/A
BUCKNELL*													N/A
LAFAYETTE*													N/A
at Loyola*													N/A
at Colgate*													N/A
AMERICAN*													N/A
at Holy Cross*													N/A
at Navy*^													N/A
BOSTON U.*													N/A
at Lehigh*													N/A





23 GUNTHER KLIMES

FR • 6-6 • 200 • GUARD/FORWARD
MEDINA, WASH.
BELLEVUE (USMAPS)

High School: Played varsity basketball at Bellevue High School in 2015 ... named the league MVP, while also being honored with Second Team All-State nods... attended U.S. Military Academy Prep School in 2015-16.

SEASON HIGHS

Points: n/a
Rebounds: 2 vs. Mount Saint Mary -- 11/15/16
Assists: n/a
Steals: n/a
Blocks: n/a
FG made: n/a
FG attempts: 1 vs. Mount Saint Mary -- 11/15/16
3FG made: n/a
3FG attempts: n/a
FT made: n/a
FT attempts: n/a

2016-17 GAME-BY-GAME

Opponent	GP-GS	FG-FGA	3FG-3FGA	FT-FTA	OFF-DEF	TOT	PF	A	TO	BLK	STL	MIN	PTS
at Oregon&					N/A								
MOUNT ST. MARY (N.Y.)	1-0	0-1	0-0	0-0	1-1	2	1	0	0	0	0	4	0
ARKANSAS STATE&					N/A								
CENTRAL ARKANSAS&					N/A								
at Columbia					N/A								
at Fairfield					N/A								
FAIRLEIGH DICKINSON					N/A								
ST. FRANCIS BKLYN					N/A								
AIR FORCE					N/A								
at Monmouth					N/A								
at St. Bonaventure					N/A								
BINGHAMTON													
LEHIGH*													
at Bucknell*													
at Lafayette*													
LOYOLA*													
COLGATE*													
at American*													
HOLY CROSS*													
NAVY*^													
at Boston U.*													
BUCKNELL*													
LAFAYETTE*													
at Loyola*													
at Colgate*													
AMERICAN*													
at Holy Cross*													
at Navy*^													
BOSTON U.*													
at Lehigh*													

CAREER YEAR-BY-YEAR

YEAR	GP-GS	MIN	FG-A	PCT	3FG-A	PCT	FTM-A	PCT	REB	PTS	A	TO	B	S	AVG
2016-17	1-0	4	0-1	.000	0-0	.000	0-0	.000	2	0	0	0	0	0	0.0
TOTALS	1-0	4	0-1	.000	0-0	.000	0-0	.000	2	0	0	0	0	0	0.0



32 VINCENT MCFADDEN

FR • 6-8 • 203 • FORWARD
SAN JUAN CAPISTRANO, CALIF.
SAN JUAN HILLS (USMAPS)

High School: Played varsity basketball at San Juan Hills High School in 2015 ... was a four-year varsity letterwinner ... attended U.S. Military Academy Prep School in 2015-16.

SEASON HIGHS

Points: n/a
Rebounds: n/a
Assists: n/a
Steals: n/a
Blocks: n/a
FG made: n/a
FG attempts: n/a
3FG made: n/a
3FG attempts: n/a
FT made: n/a
FT attempts: n/a

2016-17 GAME-BY-GAME

Opponent	GP-GS	FG-FGA	3FG-3FGA	FT-FTA	OFF-DEF	TOT	PF	A	TO	BLK	STL	MIN	PTS
at Oregon&					N/A								
MOUNT ST. MARY (N.Y.)	1-0	0-0	0-0	0-0	0-0	0	0	0	0	0	0	2	0
ARKANSAS STATE&					N/A								
CENTRAL ARKANSAS&					N/A								
at Columbia					N/A								
at Fairfield					N/A								
FAIRLEIGH DICKINSON					N/A								
ST. FRANCIS BKLYN					N/A								
AIR FORCE					N/A								
at Monmouth					N/A								
at St. Bonaventure					N/A								
BINGHAMTON													
LEHIGH*													
at Bucknell*													
at Lafayette*													
LOYOLA*													
COLGATE*													
at American*													
HOLY CROSS*													
NAVY*^													
at Boston U.*													
BUCKNELL*													
LAFAYETTE*													
at Loyola*													
at Colgate*													
AMERICAN*													
at Holy Cross*													
at Navy*^													
BOSTON U.*													
at Lehigh*													

CAREER YEAR-BY-YEAR

YEAR	GP-GS	MIN	FG-A	PCT	3FG-A	PCT	FTM-A	PCT	REB	PTS	A	TO	B	S	AVG
2016-17	1-0	2	0-0	.000	0-0	.000	0-0	.000	0	0	0	0	0	0	0.0
TOTALS	1-0	2	0-0	.000	0-0	.000	0-0	.000	0	0	0	0	0	0	0.0





43 KEESTON SMITH

FR • 6-6 • 190 • FORWARD
OREGON CITY, ORE.
LA SALLE CATHOLIC COLLEGE PREP (USMAPS)

High School: Played varsity basketball at La Salle Catholic College Preparatory ... senior year was named Second Team All-Conference ... junior year earned Second Team All-State and First Team All-Conference nods while helping his team finish second in the state ... during his sophomore season he was selected an Honorable Mention All-Conference member and his team placed third in the state ... attended U.S. Military Academy Prep School in 2015-16.

SEASON HIGHS

Points: n/a
Rebounds: n/a
Assists: n/a
Steals: n/a
Blocks: n/a
FG made: n/a
FG attempts: n/a
3FG made: n/a
3FG attempts: n/a
FT made: n/a
FT attempts: n/a

2016-17 GAME-BY-GAME

Opponent	GP-GS	FG-FGA	3FG-3FGA	FT-FTA	OFF-DEF	TOT	PF	A	TO	BLK	STL	MIN	PTS
at Oregon&													N/A
MOUNT ST. MARY (N.Y.)													N/A
ARKANSAS STATE&													N/A
CENTRAL ARKANSAS&													N/A
at Columbia													N/A
at Fairfield													N/A
FAIRLEIGH DICKINSON													N/A
ST. FRANCIS BKLYN													N/A
AIR FORCE													N/A
at Monmouth													N/A
at St. Bonaventure													N/A
BINGHAMTON													N/A
LEHIGH*													N/A
at Bucknell*													N/A
at Lafayette*													N/A
LOYOLA*													N/A
COLGATE*													N/A
at American*													N/A
HOLY CROSS*													N/A
NAVY*^													N/A
at Boston U.*													N/A
BUCKNELL*													N/A
LAFAYETTE*													N/A
at Loyola*													N/A
at Colgate*													N/A
AMERICAN*													N/A
at Holy Cross*													N/A
at Navy*^													N/A
BOSTON U.*													N/A
at Lehigh*													N/A

CAREER YEAR-BY-YEAR

YEAR	GP-GS	MIN	FG-A	PCT	3FG-A	PCT	FTM-A	PCT	REB	PTS	A	TO	B	S	AVG
2016-17	N/A														
TOTALS	N/A														



53 LANCE LAWSON

FR • 6-2 • 169 • GUARD
CHARLOTTE, N.C.
ARDREY KELL (USMAPS)

High School: Played varsity basketball at Grace Academy and Ardrey Kell High School ... set school record for points in a game at Grace Academy during his junior season ... in his second year at Ardrey Kell, helped his team to a state 4A Championship ... his team was also the No. 1 ranked team by the *Charlotte Observer* ... attended U.S. Military Academy Prep School in 2015-16.

SEASON HIGHS

Points: n/a
Rebounds: n/a
Assists: n/a
Steals: n/a
Blocks: n/a
FG made: n/a
FG attempts: n/a
3FG made: n/a
3FG attempts: n/a
FT made: n/a
FT attempts: n/a


2016-17 GAME-BY-GAME

Opponent	GP-GS	FG-FGA	3FG-3FGA	FT-FTA	OFF-DEF	TOT	PF	A	TO	BLK	STL	MIN	PTS
at Oregon&													N/A
MOUNT ST. MARY (N.Y.)													N/A
ARKANSAS STATE&													N/A
CENTRAL ARKANSAS&													N/A
at Columbia													N/A
at Fairfield													N/A
FAIRLEIGH DICKINSON													N/A
ST. FRANCIS BKLYN													N/A
AIR FORCE													N/A
at Monmouth													N/A
at St. Bonaventure													N/A
BINGHAMTON													N/A
LEHIGH*													N/A
at Bucknell*													N/A
at Lafayette*													N/A
LOYOLA*													N/A
COLGATE*													N/A
at American*													N/A
HOLY CROSS*													N/A
NAVY*^													N/A
at Boston U.*													N/A
BUCKNELL*													N/A
LAFAYETTE*													N/A
at Loyola*													N/A
at Colgate*													N/A
AMERICAN*													N/A
at Holy Cross*													N/A
at Navy*^													N/A
BOSTON U.*													N/A
at Lehigh*													N/A

CAREER YEAR-BY-YEAR

YEAR	GP-GS	MIN	FG-A	PCT	3FG-A	PCT	FTM-A	PCT	REB	PTS	A	TO	B	S	AVG
2016-17	N/A														
TOTALS	N/A														





54 BRYCE SAMUEL

FR • 6-6 • 190 • FORWARD
CEDAR HILL, TEXAS
BARACK OBAMA MALE LEADERSHIP ACAD. (USMAPS)

High School: Played varsity basketball at Barack Obama Male Leadership Academy in 2015 ... attended U.S. Military Academy Prep School in 2015-16.

SEASON HIGHS

Points: n/a
Rebounds: n/a
Assists: n/a
Steals: n/a
Blocks: n/a
FG made: n/a
FG attempts: n/a
3FG made: n/a
3FG attempts: n/a
FT made: n/a
FT attempts: n/a

CAREER YEAR-BY-YEAR

YEAR	GP-GS	MIN	FG-A	PCT	3FG-A	PCT	FTM-A	PCT	REB	PTS	A	TO	B	S	AVG
2016-17	N/A														
TOTALS	N/A														



55 KEVIN OLSEN JR.

FR • 6-1 • 168 • GUARD
VILLA PARK, CALIF.
VILLA PARK (USMAPS)

High School: Played varsity basketball at Villa Park High School in 2015 ... named First Team All-Century League and his squad was a two-time CIF finalist during his tenure ... played AAU for Earl Watson Elite ... was a McDonalds All-American nominee ... attended U.S. Military Academy Prep School in 2015-16.

SEASON HIGHS

Points: n/a
Rebounds: n/a
Assists: n/a
Steals: n/a
Blocks: n/a
FG made: n/a
FG attempts: n/a
3FG made: n/a
3FG attempts: n/a
FT made: n/a
FT attempts: n/a

CAREER YEAR-BY-YEAR

YEAR	GP-GS	MIN	FG-A	PCT	3FG-A	PCT	FTM-A	PCT	REB	PTS	A	TO	B	S	AVG
2016-17	N/A														
TOTALS	N/A														

2016-17 GAME-BY-GAME

Opponent	GP-GS	FG-FGA	3FG-3FGA	FT-FTA	OFF-DEF	TOT	PF	A	TO	BLK	STL	MIN	PTS
at Oregon&													N/A
MOUNT ST. MARY (N.Y.)													N/A
ARKANSAS STATE&													N/A
CENTRAL ARKANSAS&													N/A
at Columbia													N/A
at Fairfield													N/A
FAIRLEIGH DICKINSON													N/A
ST. FRANCIS BKLYN													N/A
AIR FORCE													N/A
at Monmouth													N/A
at St. Bonaventure													N/A
BINGHAMTON													N/A
LEHIGH*													N/A
at Bucknell*													N/A
at Lafayette*													N/A
LOYOLA*													N/A
COLGATE*													N/A
at American*													N/A
HOLY CROSS*													N/A
NAVY*^													N/A
at Boston U.*													N/A
BUCKNELL*													N/A
LAFAYETTE*													N/A
at Loyola*													N/A
at Colgate*													N/A
AMERICAN*													N/A
at Holy Cross*													N/A
at Navy*^													N/A
BOSTON U.*													N/A
at Lehigh*													N/A

2016-17 GAME-BY-GAME

Opponent	GP-GS	FG-FGA	3FG-3FGA	FT-FTA	OFF-DEF	TOT	PF	A	TO	BLK	STL	MIN	PTS
at Oregon&													N/A
MOUNT ST. MARY (N.Y.)													N/A
ARKANSAS STATE&													N/A
CENTRAL ARKANSAS&													N/A
at Columbia													N/A
at Fairfield													N/A
FAIRLEIGH DICKINSON													N/A
ST. FRANCIS BKLYN													N/A
AIR FORCE													N/A
at Monmouth													N/A
at St. Bonaventure													N/A
BINGHAMTON													N/A
LEHIGH*													N/A
at Bucknell*													N/A
at Lafayette*													N/A
LOYOLA*													N/A
COLGATE*													N/A
at American*													N/A
HOLY CROSS*													N/A
NAVY*^													N/A
at Boston U.*													N/A
BUCKNELL*													N/A
LAFAYETTE*													N/A
at Loyola*													N/A
at Colgate*													N/A
AMERICAN*													N/A
at Holy Cross*													N/A
at Navy*^													N/A
BOSTON U.*													N/A
at Lehigh*													N/A





GAME 1

	1st	2nd	-	FINAL
Army	31	46		77
#5 Oregon	49	42		91

Nov. 11, 2016 | Matthew Knight Arena | Eugene, Ore.

Official Basketball Box Score -- Game Totals -- Final Statistics

Army West Point vs Oregon

11-11:16 8:10 PM at Matthew Knight Arena, Eugene, Ore.

Army West Point 77 • 0-1

#	Player	Total FG-FGA	3-Ptr FG-FGA	FT-FTA	Rebounds Off Def Tot	PF	TP	A	TO	Blk	Stl	Min
10	Edwards, Kennedy	5-9	2-3	5-6	1 4 5	4	17	2	2	0	1	18
20	Hoffman, Mac	2-5	0-0	3-4	1 6 7	4	7	0	2	0	0	23
11	Funk, Thomas	1-9	1-3	4-7	0 0 0	4	7	5	1	0	0	33
15	Kessler, Jacob	1-8	1-4	2-3	1 0 1	4	5	2	2	0	2	28
30	Fox, Jordan	4-10	1-3	0-1	0 3 3	0	9	3	1	0	0	36
01	Brown, Richard	0-0	0-0	0-0	0 1 1	1	0	2	1	0	0	6
02	Edwards, Cayne	0-0	0-0	0-0	0 1 1	1	0	0	0	0	0	1
03	Mammel, Scott	0-0	0-0	0-0	0 0 0	0	0	0	0	0	0	1
14	Wilson, Matt	5-7	0-0	0-0	2 0 2	3	10	0	1	0	0	17
25	Morrison, Luke	2-9	1-6	2-2	1 2 3	2	7	0	0	0	0	16
45	Roe, Adam	2-3	2-3	0-0	1 1 2	1	6	0	2	0	0	9
52	Emezie, John	4-6	1-2	0-0	0 0 0	3	9	0	1	0	0	12
	Team				3 2 5							
	Totals	26-66	9-24	16-23	10 20 30	27	77	14	13	0	3	200

FG % 1st Half: 10-34

3FG % 1st Half: 2-14

FT % 1st Half: 9-13

2nd half: 16-32

2nd half: 7-10

2nd half: 7-10

50.0%

70.0%

70.0%

Game: 26-66

Game: 9-24

Game: 16-23

39.4%

37.5%

69.6%

Deadball

Rebounds

6,1

Oregon 91 • 1-0

#	Player	Total FG-FGA	3-Ptr FG-FGA	FT-FTA	Rebounds Off Def Tot	PF	TP	A	TO	Blk	Stl	Min
01	Bell, Jordan	3-4	0-1	8-12	3 5 8	2	14	1	3	6	0	30
25	Boucher, Chris	5-9	1-3	3-3	3 5 8	4	14	0	1	1	0	24
02	Benson, Casey	1-4	0-2	2-2	0 2 2	2	4	3	1	0	0	20
03	Dorsey, Tyler	7-11	4-6	3-3	1 1 2	0	21	2	1	0	0	32
31	Ennis, Dylan	0-8	0-3	0-0	0 7 7	2	0	2	4	0	1	30
03	Pritchard, Payton	3-8	2-5	7-9	1 1 2	3	15	4	4	2	1	32
11	Smith, Keith	2-7	0-3	0-0	1 1 2	2	4	0	0	0	0	6
35	Bigby-Williams, Kave	3-5	0-0	1-1	2 1 3	4	7	0	1	0	0	8
41	Sorkin, Roman	3-4	2-2	4-4	1 4 5	4	12	3	2	4	0	18
	Team				0 3 3							
	Totals	27-60	9-25	28-34	12 30 42	23	91	15	17	13	2	200

FG % 1st Half: 15-37

3FG % 1st Half: 5-16

FT % 1st Half: 14-15

2nd half: 12-23

2nd half: 4-9

2nd half: 14-19

52.2%

44.4%

73.7%

Game: 27-60

Game: 9-25

Game: 28-34

45.0%

36.0%

82.4%

Deadball

Rebounds

6,1

Officials: D.G. Nelson, Nate Harris, Randy Richardson

Technical fouls: Army West Point-None. Oregon-None.

Attendance: 12364

Record crowd for a University of Oregon home season opening game.

Score by periods	1st	2nd	Total
Army West Point	31	46	77
Oregon	49	42	91

Points	In	Off	2nd	Fast	Bench
ARMY	28	19	7	18	32
ORE	32	8	19	8	38

GAME 3

	1st	2nd	-	FINAL
Arkansas State	24	36		60
Army	22	35		57

Nov. 19, 2016 | Christl Arena | West Point, N.Y.

Official Basketball Box Score -- Game Totals -- Final Statistics

ASU vs Army West Point

11/19/16 6 p.m. at West Point, N.Y. (Christl Arena)

ASU 60 • 3-1

#	Player	Total FG-FGA	3-Ptr FG-FGA	FT-FTA	Rebounds Off Def Tot	PF	TP	A	TO	Blk	Stl	Min
02	Boudie, Salif	3-3	0-0	1-1	0 3 3	3	7	0	2	1	0	24
00	Thomas, Donte	4-11	0-1	1-2	1 2 3	2	9	6	4	0	0	28
01	Lindsey, Rashad	2-6	1-2	4-4	0 1 1	0	9	1	5	0	3	29
03	Carter, Devin	4-12	2-7	1-2	0 5 5	2	11	0	0	0	2	28
05	Foster, C.J.	2-3	1-1	0-0	0 1 1	4	5	1	1	1	1	16
10	Simmons, Jahmal	1-4	0-0	0-0	4 4 8	2	2	0	1	0	0	18
12	Kern, Connor	1-4	1-4	2-2	1 6 7	3	5	1	0	0	0	18
23	Simms, Deven	3-8	0-2	1-2	1 4 5	0	7	0	0	1	0	22
30	Nweke, Nelson	0-0	0-0	1-3	0 0 0	1	1	0	0	0	0	5
32	Bruce, Tamas	2-4	0-0	0-0	2 6 8	4	4	2	2	0	1	12
	Team				0 0 0							
	Totals	22-55	5-17	11-16	9 32 41	21	60	11	15	3	7	200

FG % 1st Half: 10-30

3FG % 1st Half: 2-8

FT % 1st Half: 2-4

2nd half: 12-25

2nd half: 3-9

2nd half: 9-12

48.0%

33.3%

75.0%

Game: 22-55

Game: 5-17

Game: 11-16

40.0%

29.4%

68.8%

Deadball

Rebounds

3

Army West Point 57 • 1-2

#	Player	Total FG-FGA	3-Ptr FG-FGA	FT-FTA	Rebounds Off Def Tot	PF	TP	A	TO	Blk	Stl	Min
10	Edwards, Kennedy	1-5	1-1	2-2	0 5 5	2	5	1	0	0	1	22
20	Hoffman, Mac	4-9	0-0	9-10	2 2 4	4	17	3	2	1	0	29
11	Funk, Tommy	2-10	1-5	1-2	0 1 1	2	6	1	4	0	0	32
15	Kessler, Jacob	2-5	0-1	0-1	0 5 5	1	4	2	2	0	1	23
30	Fox, Jordan	5-10	3-6	2-2	0 2 2	2	15	0	3	1	1	32
01	Brown, Richard	0-0	0-0	0-0	2 2 4	0	0	0	0	0	0	12
03	Mammel, Scott	0-0	0-0	0-0	0 0 0	1	0	0	0	0	0	10
14	Wilson, Matt	1-2	0-0	1-4	2 1 3	4	3	0	0	0	0	9
25	Morrison, Luke	0-5	0-5	0-0	0 4 0	0	0	0	1	0	0	12
34	Miller, John	0-0	0-0	0-0	0 0 0	0	0	0	0	0	0	0
52	Emezie, John	2-8	0-2	3-5	2 1 3	3	7	2	1	0	1	19
	Team				2 2 4							
	Totals	17-54	5-20	18-26	10 25 35	19	57	11	13	2	5	200

FG % 1st Half: 8-31

3FG % 1st Half: 1-11

FT % 1st Half: 5-9

2nd half: 9-23

2nd half: 4-9

2nd half: 13-17

25.8%

9.1%

55.6%

Game: 17-54

Game: 5-20

Game: 18-26

31.5%

25.0%

69.2%

Deadball

Rebounds

3,1

Officials: Bill McCarthy, Paul Pala, and Jeff Janosik

Technical fouls: ASU-None. Army West Point-None.

Attendance: 921

Score by periods	1st	2nd	Total
ASU	24	36	60
Army West Point	22	35	57

Last FG: ASU 2nd-05:10, ARMY 2nd-01:20.

Largest lead - ASU by 20 2nd-14:06, ARMY by 3 1st-01:09.

ASU led for 34:12. ARMY led for 00:00. Game was tied for 02:48.

Score tied - 3 times.

Lead changed - 3 times.

GAME 2

	1st	2nd	-	FINAL
Mount St. Mary (N.Y.)	36	17		53
Army	50	41		91

Nov. 15, 2016 | Christl Arena | West Point, N.Y.

Official Basketball Box Score -- Game Totals -- Final Statistics

Mount Saint Mary(NY) vs Army West Point

11/15/16 7 p.m. at West Point, N.Y. (Christl Arena)

Mount Saint Mary(NY) 53 • 0-0

#	Player	Total FG-FGA	3-Ptr FG-FGA	FT-FTA	Rebounds Off Def Tot	PF	TP	A	TO	Blk	Stl	Min
23	Nocera, Gerard	3-11	2-5	3-4	2 5 7	2	11	0	3	1	2	28
41	Paisalos, T.J.	4-7	0-0	6-8	1 3 4	3	14	0	4	1	0	26
00	Nicholson, Connor	0-3	0-2	2-2	0 0 0	4	2	0	3	0	0	14
14	McDine, Tyler	0-4	0-2	0-0	0 2 2	0	3	0	0	0	3	24
22	Wolff, Daniel	5-9	0-3	0-0	1 2 3	0	10	1	0	1	0	24
02	Francis, Kendall	1-6	0-2	0-1	0 2 2	0	2	1	0	0	1	9
03	Ramos, Jovin	0-5	0-2	0-0	0 0 0	0	0	0	0	0	0	6
04	Holmes, Andrew	1-3	0-0	0-0	0 1 1	0	2	0	0	0	2	12
05	Accattato, Angelo	1-2	0-0	0-0	0 0 0	0	2	2	1	0	0	9
10	Miller, Tristan	0-0	0-0	0-0	0 0 0	0	0	0	0	0	0	2
11	Greene, George	0-3	0-2	2-2	0 2 1	0	2	0	3	0	0	18
12	Bacci, Connor	1-2	1-2	1-2	0 0 0	0	2	4	0	2	0	15
13	Heath, Owen	1-4	0-2	0-0	0 0 0	2	2	1	0	0	0	6
20	Cumo, Angelo	0-0	0-0	0-0	0 1 1	0	0	0	0	1	0	2
33	Sheckle, Mike	1-1	0-0	0-0	0 1 1	1	2	0	0	1	0	5
	Team				1 1 2							
	Totals	18-60	3-24	14-19	5 20 25	20	53	9	16	5	11	200

FG % 1st Half: 12-29

3FG % 1st Half: 3-12

FT % 1st Half: 9-12

2nd half: 6-31

2nd half: 0-12

2nd half: 5-7

41.4%

25.0%

75.0%

Game: 18-60

Game: 3-24

Game: 14-19

30.0%

12.5%

73.7%



GAME 5

	1st	2nd	-	FINAL
Army	45	43		88
Columbia	38	45		83

Nov. 23, 2016 | Francis S. Levien Gymnasium | New York, N.Y.

Official Basketball Box Score -- Game Totals -- Final Statistics
Army West Point vs Columbia
11/23/2016 7:00 p.m. at New York (Levien Gymnasium)

Army West Point 88 - 1-3

#	Player	Total FG-FGA	3-Ptr FG-FGA	FT-FTA	Rebounds Off Def Tot	PF	TP	A	TO	Bk	Stl	Min
11	FUNK, TOMMY	g 3-6	0-1	3-3	1 2 3	2	9	5	3	0	1	28
15	KESSLER, JACOB	f 3-9	3-7	0-0	2 1 3	0	9	3	1	0	3	26
20	HOFFMAN, MAC	f 2-4	0-0	0-0	0 7 7	3	7	1	1	0	0	17
30	FOX, JORDAN	g 8-14	4-7	2-2	1 1 2	3	22	2	1	0	3	32
52	EMEZIE, JOHN	f 5-14	3-10	3-4	1 0 1	3	16	1	2	1	1	29
01	BROWN, RICHARD	0-0	0-0	1-2	2 0 2	0	1	0	0	0	0	9
03	MAMMEL, SCOTT	0-1	0-1	0-0	0 2 2	1	0	1	0	0	0	12
10	EDWARDS, KENNEDY	0-4	0-2	0-0	2 0 2	2	0	3	0	0	0	11
14	WILSON, MATT	5-5	0-0	3-5	1 4 5	4	13	0	2	0	0	19
34	MILLER, JOHN	0-0	0-0	0-0	1 1 1	1	0	0	0	0	0	4
45	ROE, ADAM	4-7	3-5	0-0	0 2 2	0	11	0	0	0	3	13
	TEAM				1 5 6	0		0				
	TOTALS	30-64	13-33	15-21	11 25 36	19	88	16	10	1	11	200

FG %	1st Half: 16.34	47.1%	2nd Half: 14.30	46.7%	Game: 30-64	46.6%	Deadball Rebounds: 2.0
3FG %	1st Half: 9.19	47.4%	2nd Half: 14.30	39.4%	Game: 13-33	39.4%	
FT %	1st Half: 4.7	57.1%	2nd Half: 11.14	78.6%	Game: 15-21	71.4%	

Columbia 83 - 2-1

#	Player	Total FG-FGA	3-Ptr FG-FGA	FT-FTA	Rebounds Off Def Tot	PF	TP	A	TO	Bk	Stl	Min
11	MEISNER, LUKAS	f 4-6	0-1	0-0	1 4 5	2	8	0	1	1	0	27
12	SMITH, MIKE	g 3-7	1-3	0-1	1 2 3	2	7	4	4	0	1	28
20	KILLINGSWORTH, JAKE	g 1-2	0-0	0-0	0 1 1	0	2	0	1	1	0	7
22	HICKMAN, NATE	g 11-17	3-5	5-6	0 0 0	3	30	1	3	0	1	34
33	PETRASEK, LUKE	f 4-17	1-7	2-2	5 6 11	3	11	5	2	1	1	34
01	COBY, JEFF	1-4	0-1	0-0	0 2 2	3	2	1	1	0	0	12
04	HUNTER, RODNEY	5-8	0-0	0-1	4 4 8	0	10	3	0	0	0	24
05	DAVIS, CJ	1-2	0-1	0-1	0 3 3	0	2	1	1	0	0	12
10	ADLESH, QUINTON	1-1	1-1	2-2	0 2 2	1	5	1	1	0	0	15
32	MCCOMBER, CHRIS	2-2	2-2	0-0	0 0 0	3	6	0	0	0	3	7
	TEAM				1 3 4	0		0				
	TOTALS	33-66	8-22	9-13	12 27 39	17	83	16	14	0	3	200

FG %	1st Half: 15.31	48.4%	2nd Half: 19.35	51.4%	Game: 33-66	50.0%	Deadball Rebounds: 0.0
3FG %	1st Half: 5.11	45.5%	2nd Half: 9.11	27.3%	Game: 8-22	36.4%	
FT %	1st Half: 9.4	50.0%	2nd Half: 6.7	85.7%	Game: 9-13	69.2%	

Officials: Gary Prager, Dennis Allocco, Douglas Hopper
Technical fouls: Army West Point-None, Columbia-None.
Attendance: 0

Score by periods	1st	2nd	Total
Army West Point	45	43	88
Columbia	38	45	83

Points	In Paint	Off T/O	2nd Chance	Fast Break	Bench
ARMY	26	14	4	2	25
COL	45	8	4	13	25

Last FG - ARMY 2nd-00:50, COL 2nd-01:14.
Largest lead - Army West Point by 9 1st-00:24; Columbia by 11 2nd-07:47
ARMY led for 11:30. COL led for 27:43. Game was tied for 0:47.

Score tied - 2 times
Lead changed - 9 times

GAME 7

	1st	2nd	-	FINAL
Fairleigh Dickinson	38	40		78
Army	49	48		97

Nov. 30, 2016 | Christl Arena | West Point, N.Y.

Official Basketball Box Score -- Game Totals -- Final Statistics
Fairleigh Dickinson vs ARMY
11/30/16 7 p.m. at West Point, N.Y. (Christl Arena)

Fairleigh Dickinson 78 • 2-4

#	Player	Total FG-FGA	3-Ptr FG-FGA	FT-FTA	Rebounds Off Def Tot	PF	TP	A	TO	Bk	Stl	Min
14	Tyrone O'GARRO	f 2-4	0-0	2-3	1 1 2	4	6	0	2	2	1	22
34	Mike HOLLOWAY	f 3-5	0-0	1-2	2 4 6	3	7	2	2	0	0	24
00	Stephan JIGGETTS	g 5-12	1-4	4-5	0 1 1	3	15	6	1	0	0	38
01	Darnell EDGE	g 4-11	1-4	0-0	0 2 2	2	9	2	0	0	1	35
02	Darian ANDERSON	g 7-18	2-8	6-7	1 6 7	1	22	3	0	3	3	37
03	DaRon CURRY	0-0	0-0	0-0	0 0 0	0	0	0	0	0	0	4
12	Kaleb BISHOP	3-5	2-3	0-0	1 0 1	1	8	1	1	1	0	18
13	Mike SCHROBACK	0-0	0-0	1-2	0 0 0	1	0	0	0	0	0	1
20	Dondre RHODEN	0-0	0-0	0-0	0 0 0	0	0	0	0	0	1	1
22	Ashton MALONE-DUNS	0-0	0-0	0-0	0 0 0	0	0	0	0	0	0	1
24	Nadi BECIRI	2-3	0-1	2-2	1 0 1	0	6	0	0	1	0	6
35	Malik MILLER	2-3	0-1	0-1	1 4 5	2	4	0	0	1	0	13
	Team				0 2 2							
	TOTALS	28-61	6-21	16-22	7 20 27	16	78	13	9	4	7	200

FG %	1st Half: 14-34	41.2%	2nd half: 14-27	51.9%	Game: 28-61	45.9%	Deadball Rebounds: 2
3FG %	1st Half: 3-12	25.0%	2nd half: 3-9	33.3%	Game: 6-21	28.6%	
FT %	1st Half: 7-8	87.5%	2nd half: 9-14	64.3%	Game: 16-22	72.7%	

ARMY 97 • 3-4

#	Player	Total FG-FGA	3-Ptr FG-FGA	FT-FTA	Rebounds Off Def Tot	PF	TP	A	TO	Bk	Stl	Min
20	Hoffman, Mac	f 3-3	0-0	6-9	1 10 11	4	12	1	2	1	0	22
11	Funk, Tommy	g 2-8	1-2	0-0	1 4 5	2	5	8	2	0	0	28
15	Kessler, Jacob	g 3-3	2-2	0-0	0 1 1	1	8	2	1	0	0	23
30	Fox, Jordan	g 7-12	2-4	0-0	0 2 2	2	16	5	0	0	1	31
52	Emezie, John	g 4-7	2-2	2-2	1 2 3	1	12	2	3	0	1	28
03	Mammel, Scott	3-4	3-4	0-0	0 0 0	9	1	0	0	1	1	11
10	Edwards, Kennedy	6-8	0-2	0-0	2 5 7	2	12	0	0	0	0	17
14	Wilson, Matt	7-9	0-0	1-4	1 1 2	4	15	0	2	0	0	18
25	Morrison, Luke	3-7	2-6	0-0	1 3 4	0	8	1	2	0	1	14
34	Miller, John	0-0	0-0	0-0	0 0 0	0	0	0	0	0	0	1
45	Roe, Adam	0-2	0-1	0-0	1 1 2	1	0	1	0	0	0	7
	Team				1 1 2							
	TOTALS	38-63	12-23	9-15	9 30 39	17	97	21	12	1	4	200

FG %	1st Half: 19-33	57.6%	2nd half: 19-30	63.3%	Game: 38-63	60.3%	Deadball Rebounds: 2
3FG %	1st Half: 6-13	46.2%	2nd half: 6-10	60.0%	Game: 12-23	52.2%	
FT %	1st Half: 5-10	50.0%	2nd half: 4-5	80.0%	Game: 9-15	60.0%	

Officials: Dennis Allocco, Clarence Armstrong and Brandon Cruz
Technical fouls: Fairleigh Dickinson-None, ARMY-None.
Attendance: 446

Score by periods	1st	2nd	Total
Fairleigh Dickinson	38	40	78
ARMY	49	48	97

Points	In Paint	Off T/O	2nd Chance	Fast Break	Bench
FDU	34	14	11	8	19
ARMY	48	8	14	9	44

Last FG - FDU 2nd-01:30, ARMY 2nd-00:59.
Largest lead - FDU by 3 1st-19:00, ARMY by 20 2nd-13:43.
FDU led for 01:49. ARMY led for 35:35. Game was tied for 02:36.

Score tied - 3 times.
Lead changed - 1 time.

GAME 6

	1st	2nd	-	FINAL
Army	32	42		74
Fairfield	31	44		75

Nov. 26, 2016 | Webster Bank Arena | Bridgeport, Conn.

Official Basketball Box Score -- Game Totals -- Final Statistics

Army West Point vs Fairfield University

11/26/16 2:00 PM at Bridgeport, Conn. -- Webster Bank Arena

Army West Point 74 • 2-4

#	Player	Total FG-FGA	3-Ptr FG-FGA	FT-FTA	Rebounds Off Def Tot	PF	TP	A	TO	Bk	Stl	Min
15	Kessler, Jacob	f 4-9	4-7	0-0	0 3 3	2	12	2	2	1	3	31
20	Hoffman, Mac	f 3-5	0-0	0-2	2 1 3	5	6	0	1	0	0	14
52	Emezie, John	f 5-12	1-2	0-0	0 4 4	2	11	2	1	0	1	30
11	Funk, Tommy	g 3-8	0-1	2-2	0 7 7	0	8	4	1	0	1	29
30	Fox, Jordan	g 2-7	2-5	0-0	2 0 2	2	6	4	1	0	0	30
01	Brown, Richard	1-2	0-0	0-0	0 0 0	0	0	2	0	0	0	5
03	Mammel, Scott	0-2	0-0	0-0	1 0 1	1	0	0	1	0	0	8
10	Edwards, Kennedy	0-1	0-0	0-0	1 1 2	0	0	0	0	0	0	8
14	Wilson, Matt	9-12	0-0	2-3	2 3 5	2	20	0	4	0	1	22
34	Miller, John	1-2	0-0	0-0	0 1 1	3	2	0	0	0	0	5
45	Roe, Adam	2-6	0-4	3-4	1 2 3	1	7	1	0	0	1	18
	Team				1 1 2							
	TOTALS	30-66	7-19	7-11	10 23 33	18	74	13	11	1	7	200

FG %	1st Half: 13-34	38.2%	2nd half: 17-32	53.1%	Game: 30-66	45.5%	Deadball Rebounds: 1
3FG %	1st Half: 6-14	42.9%	2nd half: 1-5	20.0%	Game: 7-19	36.8%	
FT %	1st Half: 0-2	0.0%	2nd half: 7-9	77.8%	Game: 7-11	63.6%	

Fairfield University 75 • 4-1

#	Player	Total FG-FGA	3-Ptr FG-FGA	FT-FTA	Rebounds Off Def Tot	PF	TP	A	TO	Bk	Stl	Min
14	Millin, Matija	f 3-4	3-4	0-0	3 3 6	3	9	0	2	0	1	34
21	Sidibe, Amadou	f 8-13	0-0	3-3	7 12 19	3	19	2	2	0	3	30
01	Segura, Jerome	g 2-6	0-0	3-4	0 4 4	0	7	8	6	0	0	32
03	Nelson, Tyler	g 2-14	0-6	6-6	1 2 3	1	10	1	2	0	0	38
33	Cobb, Curtis	g 8-19	4-10	0-4	1 6 7	4	20	2	3	0	0	38
00	Cadieux, Olivier	2-4	1-2	0-0	0 0 0	1	5	1	1	0	1	17
13	Kasibabu, Jonathan	2-3	0-0	1-2	2 1 3	2	5	0	0	0	0	11
	Team				1 1 2							
	TOTALS	27-63	8-22	13-19	15 29 44	14	75	14	16	0	5	200

FG %	1st Half: 12-31	38.7%	2nd half: 15-32	46.9%	Game: 27-63	42.9%	Deadball Rebounds: 4
3FG %	1st Half: 3-13	23.1%	2nd half: 5-9	55.6%	Game: 8-22	36.4%	
FT %	1st Half: 4-6	66.7%	2nd half: 9-13	69.2%	Game: 13-19	68.4%	

Officials: Bob Adams, Marek Drabinski, Courtney Green
Technical fouls: Army West Point-None, Fairfield University-None.
Attendance: 1083

Score by periods	1st	2nd	Total
Army West Point	32	42	74
Fairfield University	31	44	75

Points	In Paint	Off T/O	2nd Chance	Fast Break	Bench
ARMY	40	14	14	15	31
FFD	38	12	20	10	10

Last FG - ARMY 2nd-



GAME 9

	1st	2nd	-	FINAL
Air Force	21	50		71
Army	36	43		79

Dec. 7, 2016 | Christl Arena | West Point, N.Y.

Official Basketball Box Score -- Game Totals -- Final Statistics
Air Force vs Army West Point
12/7/16 7 p.m. at West Point, N.Y. (Christl Arena)

Air Force 71 • 6-4

#	Player		Total			Rebounds			PF	TP	A	TO	Blk	Stl	Min
			FG-FGA	FG-FGA	FT-FTA	Off	Def	Tot							
35	GRAHAM, Hayden	F	3-11	0-3	4-6	2	3	5	4	10	1	2	1	1	35
33	TOOHEY, Frank	F	2-8	0-2	3-4	2	5	7	4	7	0	2	0	0	37
02	SIPLES, CJ	G	3-6	1-1	0-0	0	1	1	4	7	1	1	1	1	20
05	KOCUR, Zach	G	7-13	5-6	3-3	1	3	4	3	22	3	3	0	1	30
15	VAN, Jacob	G	5-11	1-2	2-2	0	3	3	1	13	3	4	0	3	32
00	MORRIS, Caleb		0-1	0-0	0-0	0	0	0	0	0	0	0	0	0	4
03	TOMES, Sid		1-2	0-1	0-0	0	1	1	0	2	1	0	0	0	4
12	SCOTTIE, Lavelle		0-2	0-0	0-1	0	1	1	0	0	0	2	0	0	3
20	LYONS, Trevor		4-8	2-5	0-1	1	5	6	2	10	1	1	1	1	28
22	LOUDER, Pervis		0-2	0-0	0-0	0	0	0	0	0	0	0	0	0	4
25	BROEKHUIS, Kyle		0-0	0-0	0-0	0	1	1	1	0	0	0	0	1	3
	Team					0	3	3							
	Totals		25-64	9-22	12-17	6	26	32	19	71	10	15	4	7	200

FG % 1st Half: 7-31 22.6% 2nd half: 18-33 54.5% Game: 25-64 39.1% Deadball Rebounds 3
3FG % 1st Half: 2-9 22.2% 2nd half: 7-13 53.8% Game: 9-22 40.9%
FT % 1st Half: 5-7 71.4% 2nd half: 7-10 70.0% Game: 12-17 70.6%

Army West Point 79 • 5-4

#	Player		Total		3-Ptr		Rebounds				PF	TP	A	TO	Blk	Stl	Min
			FG-FGA	FG-FGA	FT-FTA	Off	Def	Tot									
20	Hoffman, Mac	F	2-3	0-0	0-0	2	7	9	4	4	1	1	2	0	22		
11	Funk, Tommy		3-8	1-2	6-9	0	5	5	4	13	4	3	0	3	25		
15	Kessler, Jacob		4-7	4-7	0-0	0	5	5	5	12	0	1	0	0	19		
30	Fox, Jordan	F	7-12	1-5	5-5	0	5	5	1	20	4	3	0	0	36		
52	Emezie, John	E	2-8	1-3	2-2	0	2	2	2	7	3	5	3	3	30		
03	Mammel, Scott		2-4	1-3	0-0	0	1	1	0	5	1	0	0	1	20		
10	Edwards, Kennedy		1-4	1-4	2-4	0	1	1	1	5	0	4	0	0	19		
14	Wilson, Matt		0-0	0-0	2-2	0	0	0	2	2	0	2	0	0	14		
25	Morrison, Luke		3-3	2-2	0-0	1	6	7	2	8	1	1	0	0	11		
45	Roe, Adam		1-1	1-1	0-0	0	1	1	1	3	0	0	0	0	4		
	Team					0	2	2									
	Totals		25-50	12-27	17-22	3	35	38	22	79	14	20	5	7	200		

FG % 1st Half: 15-27 55.6% 2nd half: 10-23 43.5% Game: 25-50 50.0% Deadball Rebounds 1
3FG % 1st Half: 6-14 42.9% 2nd half: 6-13 46.2% Game: 12-27 44.4%
FT % 1st Half: 0-0 0.0% 2nd half: 17-22 77.3% Game: 17-22 77.3%

Officials: Tony Crisp, Andrew Marotta, Kenneth Clark
Technical fouls: Air Force-None, Army West Point-None.
Attendance: 810

Score by periods	1st	2nd	Total
Air Force	21	50	71
Army West Point	36	43	79

Last FG - AF (1) 2nd-00:10, ARMY 2nd-01:47.
Largest lead - AF (1) by 2 1st-15:27, ARMY by 23 1st-04:22.
AF (1) led for 00:20, ARMY led for 37:21. Game was tied for 02:10.

Score tied - 2 times.
Lead changed - 2 times.

GAME 11

	1st	2nd	-	FINAL
Army	43	40		83
St. Bonaventure	43	49		92

Dec. 19, 2016 | Reilly Center | West Point, N.Y.

Official Basketball Box Score -- Game Totals -- Final Statistics
Army West Point vs St. Bonaventure
12/19/16 7:00 PM at Reilly Center at St. Bonaventure, NY

Army West Point 83 • 6-6

#	Player	Total		3-Ptr		Rebounds				PF	TP	A	TO	Blk	Stl	Min
		FG	FGA	FG	FGA	FT	FTA	Off	Def							
20	Hoffman, Mac	f	3-5	0-0	1-1	0	0	0	5	7	0	0	0	0	0	10
52	Emezie, John	f	1-5	1-2	4-6	1	2	3	3	7	0	3	0	0	0	25
11	Funk, Tommy	g	2-8	0-0	0-0	0	3	3	2	4	7	3	0	1	0	33
15	Kessler, Jacob	g	3-9	1-4	0-2	2	2	4	3	7	5	1	0	0	0	29
30	Fox, Jordan	g	8-12	4-8	2-2	0	3	3	3	22	5	2	0	0	0	34
01	Brown, Richard		0-0	0-0	0-0	0	0	0	0	0	0	0	0	0	0	0+
03	Mammel, Scott		1-1	1-1	0-0	0	0	0	4	3	1	0	0	0	0	11
10	Edwards, Kennedy		0-2	0-1	1-2	1	0	1	0	1	1	0	0	0	0	11
14	Wilson, Matt		7-13	0-0	6-7	3	4	7	1	20	0	4	0	1	0	25
25	Morrison, Luke		4-7	4-7	0-0	0	2	2	5	12	0	0	0	0	0	20
34	Miller, John		0-0	0-0	0-0	0	0	0	1	0	1	1	0	0	0	2
	Team					4	4	8								
	Totals		29-62	11-23	14-20	11	20	31	27	83	20	15	0	2	0	200

FG % 1st Half: 14-28 50.0% 2nd half: 15-34 44.1% Game: 29-62 46.8% Deadball Rebounds 4
3FG % 1st Half: 8-14 57.1% 2nd half: 3-9 33.3% Game: 11-23 47.8%
FT % 1st Half: 7-10 70.0% 2nd half: 7-10 70.0% Game: 14-20 70.0%

St. Bonaventure 92 • 8-3

#	Player	Total		3-Ptr		Rebounds			PF	TP	A	TO	Blk	Stl	Min
		FG	FGA	FG	FGA	FT	FTA	Off							
12	GREGG, Denzel	f	7-12	0-2	6-8	4	6	10	3	20	0	0	2	0	37
33	AYENI, Josh	f	1-3	0-0	2-2	0	0	0	3	4	0	0	0	0	11
01	TAQOEE, Idris	g	2-4	1-2	1-2	2	1	3	3	6	0	0	1	1	31
02	MOBLEY, Matt	g	4-10	0-4	4-6	0	7	7	2	12	1	3	0	1	38
10	ADAMS, Jaylen	g	7-12	3-6	14-17	0	3	3	1	31	10	4	0	0	40
00	ANDOH, David		6-10	3-4	0-1	0	4	4	15	0	2	0	0	0	25
04	KAPUTO, Nelson		0-1	0-0	0-0	0	1	0	0	0	1	1	0	1	2
15	GRIFFIN, LaDarien		1-1	0-0	0-0	0	1	1	2	2	1	1	2	0	12
32	IKPEZE, Amadi		1-1	0-0	0-0	0	0	0	1	2	0	1	0	0	4
	Team					2	1	3							
Totals			29-54	7-18	27-36	8	24	32	19	92	13	12	5	3	200

FG % 1st Half: 15-27 55.6% 2nd half: 14-27 51.9% Game: 29-54 53.7% Deadball Rebounds 6
3FG % 1st Half: 3-7 42.9% 2nd half: 4-11 36.4% Game: 7-18 38.9%
FT % 1st Half: 10-15 66.7% 2nd half: 17-21 81.0% Game: 27-36 75.0%

Officials: Louie Andrakakos, Bill Covington Jr., Bernard Clinton
Technical fouls: Army West Point-None, St. Bonaventure-None.
Attendance: 3254

Score by periods	1st	2nd	Total
Army West Point	43	40	83
St. Bonaventure	43	49	92

Last FG - ARMY 2nd-00:29, SBU 2nd-01:39.
Largest lead - ARMY by 7 1st-03:45, SBU by 10 2nd-01:39.
ARMY led for 17:13, SBU led for 18:04. Game was tied for 04:43.

Score tied - 10 times.
Lead changed - 14 times.

GAME 10

	1st	2nd	-	FINAL
Army	30	41		71
Monmouth	38	43		81

Dec. 10, 2016 | OceanFirst Bank Center | West Long Branch, N.J.

Official Basketball Box Score -- Game Totals -- Final Statistics
Army West Point vs Monmouth
12/10/16 7:00 p.m. at OceanFirst Bank Center

Army West Point 71 • 5-5

#	Player	f	e	g	Total		3-Pt		Rebounds			PF	TP	A	TO	Blk	Stl	Min
					FG	FGA	FG	FGA	FT	FTA	Off							
20	Hoffman, Mac	1	1-5	0-0	0-0	0	4	3	7	4	2	2	0	0	0	1	22	
52	Emezie, John	1	1-8	0-3	6-6	1	1	2	2	8	4	1	2	0	1	30		
11	Funk, Tommy	1	3-11	0-4	7-9	2	4	6	3	13	5	6	0	0	0	32		
15	Kessler, Jacob	1	4-10	1-4	0-0	2	1	3	3	9	0	4	0	0	0	21		
30	Fox, Jordan	1	4-6	3-5	0-0	0	2	2	5	11	2	2	0	1	1	26		
03	Mammel, Scott	1	3-8	3-6	1-2	0	3	3	0	10	1	1	0	1	0	18		
10	Edwards, Kennedy	1	1-3	0-1	1-2	1	1	2	0	3	1	2	0	0	0	11		
14	Wilson, Matt	4	4-9	0-0	0-1	2	7	9	1	8	1	0	1	0	1	18		
25	Morrison, Luke	0	0-4	0-0	0-0	0	0	0	0	0	0	0	0	0	0	10		
45	Roe, Adam	1	2-5	1-4	2-2	0	0	0	2	7	0	1	0	1	0	12		
	Team				2	4	6											
	Totals		23-69	8-31	17-22	16	30	46	20	71	16	17	3	5	5	200		

FG % 1st Half: 11-34 32.4% 2nd half: 12-35 34.3% Game: 23-69 33.3% Deadball Rebounds 4
3FG % 1st Half: 3-13 23.1% 2nd half: 5-18 27.8% Game: 8-31 25.8%
FT % 1st Half: 5-7 71.4% 2nd half: 12-15 80.0% Game: 17-22 77.3%

Monmouth 81 • 8-2

#	Player		Total		3-P-Fr		Rebounds				PF	TP	A	TO	Blk	Stl	Min
			FG-FGA	FG-FGA	FT-FTA	Off	Def	Tot									
01	Sarr, Pierre	F	1-3	0-1	0-0	0	6	6	3	2	1	1	0	0	0	23	
43	Brady, Chris	F	7-11	1-1	4-4	3	4	7	3	19	0	2	1	0	21		
10	Seaborn, Micah	F	7-19	2-8	4-7	0	4	4	2	20	4	0	0	1	29		
11	Hornbeak, J'elon	F	6-12	4-9	3-4	1	3	4	1	19	3	3	1	1	29		
12	Robinson, Justin	F	3-13	0-3	3-5	0	4	4	0	9	5	2	1	1	29		
14	Traore, Mustapha	F	0-0	0-0	0-0	0	0	0	0	0	3	1	2	10			
15	Pillari, Dan		0-0	0-0	0-0	0	0	0	0	0	0	0	0	1			
23	Tilghman, Austin		2-3	0-0	2-4	0	4	4	1	6	1	0	0	1	18		
24	Pillari, Louie		0-0	0-0	0-0	0	2	2	1	0	0	0	0	0	5		
30	Stewart, Collin		2-4	0-0	0-0	1	1	2	2	4	0	0	0	0	17		
32	Quinn, Diago		1-3	0-0	0-0	1	1	2	2	2	0	0	3	1	11		
44	Ibiezugbe, Sam		0-1	0-0	0-0	0	1	1	3	0	0	1	1	0	7		
	Team		29-69	7-22	16-24	11	31	42	18	81	14	12	8	9	200		

FG % 1st Half: 14-31 45.2% 2nd half: 15-38 39.5% Game: 29-69 42.0% Deadball Rebounds 7
3FG % 1st Half: 3-10 30.0% 2nd half: 4-12 33.3% Game: 7-22 31.8%
FT % 1st Half: 7-10 70.0% 2nd half: 9-14 64.3% Game: 16-24 66.7%

Officials: Andrew Maira

**GAME 13**

1st

2nd

-

FINAL

Lehigh
Army

Dec. 30, 2016 | Christl Arena | West Point, N.Y.

GAME 14

1st

2nd

-

FINAL

Army
Bucknell

Jan. 2, 2017 | Sojka Pavilion | Lewisburg, Pa.

GAME 15

1st

2nd

-

FINAL

Army
Lafayette

Jan. 5, 2017 | Kirby Sports Center | Easton, Pa.

GAME 16

1st

2nd

-

FINAL

Loyola
Army

Jan. 8, 2017 | Christl Arena | West Point, N.Y.



2016-17 Army Men's Basketball
Army West Point Team High/Low Analysis (as of Dec 19, 2016)
All games

Army West Point - TEAM GAME HIGHS

POINTS	97	FAIRLEIGH DICKINSON (11/30/16)
	91	MOUNT SAINT MARY(NY) (11/15/16)
	88	at Columbia (11/23/16)
	83	at St. Bonaventure (12/19/16)
	79	AIR FORCE (12/7/16)
FIELD GOALS MADE	38	FAIRLEIGH DICKINSON (11/30/16)
	33	MOUNT SAINT MARY(NY) (11/15/16)
FIELD GOAL ATTEMPTS	73	UCA (11/20/16)
	69	at Monmouth (12/10/16)
	69	MOUNT SAINT MARY(NY) (11/15/16)
FIELD GOAL PERCENTAGE	.603 (38-63)	FAIRLEIGH DICKINSON (11/30/16)
	.585 (31-53)	ST. FRANCIS BROOKLYN (12/3/16)
3 PT FIELD GOALS MADE	15	MOUNT SAINT MARY(NY) (11/15/16)
	13	at Columbia (11/23/16)
3 PT FG ATTEMPTS	39	MOUNT SAINT MARY(NY) (11/15/16)
	36	UCA (11/20/16)
3 PT FG PERCENTAGE	.522 (12-23)	FAIRLEIGH DICKINSON (11/30/16)
	.478 (11-23)	at St. Bonaventure (12/19/16)
FREE THROWS MADE	18	ASU (11/19/16)
	17	at Monmouth (12/10/16)
	17	AIR FORCE (12/7/16)
FREE THROW ATTEMPTS	26	ASU (11/19/16)
	23	at Oregon (11-11-16)
FREE THROW PERCENTAGE	.773 (17-22)	at Monmouth (12/10/16)
	.773 (17-22)	AIR FORCE (12/7/16)
REBOUNDS	61	MOUNT SAINT MARY(NY) (11/15/16)
	46	at Monmouth (12/10/16)
ASSISTS	23	MOUNT SAINT MARY(NY) (11/15/16)
	21	FAIRLEIGH DICKINSON (11/30/16)
STEALS	11	at Columbia (11/23/16)
	11	MOUNT SAINT MARY(NY) (11/15/16)
BLOCKED SHOTS	5	AIR FORCE (12/7/16)
	4	ST. FRANCIS BROOKLYN (12/3/16)
	4	MOUNT SAINT MARY(NY) (11/15/16)
TURNOVERS	20	AIR FORCE (12/7/16)
	19	MOUNT SAINT MARY(NY) (11/15/16)
FOULS	27	at St. Bonaventure (12/19/16)
	27	at Oregon (11-11-16)

BLACK KNIGHTS BASKETBALL

2016-17 Army Men's Basketball Army West Point Player High/Low Analysis (as of Dec 19, 2016) All games

Army West Point - INDIVIDUAL GAME HIGHS

Points	22		Fox, Jordan at St. Bonaventure (12/19/16)
	22		Fox, Jordan at Columbia (11/23/16)
	20		Wilson, Matt at St. Bonaventure (12/19/16)
	20		Fox, Jordan vs Air Force (12/7/16)
	20		Wilson, Matt at Fairfield University (11/26/16)
Field Goals Made	9		Wilson, Matt at Fairfield University (11/26/16)
	8		Fox, Jordan at St. Bonaventure (12/19/16)
	8		Fox, Jordan at Columbia (11/23/16)
Field Goal Att.	14		Fox, Jordan at Columbia (11/23/16)
	14		Emezie, John at Columbia (11/23/16)
FG Pct (min 5 made)	1.000	(7-7)	Kessler, Jacob vs St. Francis Brooklyn (12/3/16)
	1.000	(5-5)	Wilson, Matt at Columbia (11/23/16)
3-Point FG Made	5		Morrison, Luke vs UCA (11/20/16)
	4		Fox, Jordan at St. Bonaventure (12/19/16)
	4		Morrison, Luke at St. Bonaventure (12/19/16)
	4		Kessler, Jacob vs Air Force (12/7/16)
	4		Kessler, Jacob at Fairfield University (11/26/16)
	4		Fox, Jordan at Columbia (11/23/16)
	4		Morrison, Luke vs Mount Saint Mary(NY) (11/15/16)
3-Point FG Att.	10		Emezie, John at Columbia (11/23/16)
	8		Fox, Jordan at St. Bonaventure (12/19/16)
	8		Morrison, Luke vs UCA (11/20/16)
3-Pt FG Pct (min 2 made)	1.000	(2-2)	Morrison, Luke vs Air Force (12/7/16)
	1.000	(2-2)	Mammel, Scott vs St. Francis Brooklyn (12/3/16)
	1.000	(2-2)	Kessler, Jacob vs St. Francis Brooklyn (12/3/16)
	1.000	(2-2)	Emezie, John vs Fairleigh Dickinson (11/30/16)
	1.000	(2-2)	Kessler, Jacob vs Fairleigh Dickinson (11/30/16)
Free Throws Made	9		Hoffman, Mac vs ASU (11/19/16)
	7		Funk, Tommy at Monmouth (12/10/16)
Free Throw Att.	10		Hoffman, Mac vs ASU (11/19/16)
	9		Funk, Tommy at Monmouth (12/10/16)
	9		Funk, Tommy vs Air Force (12/7/16)
	9		Hoffman, Mac vs Fairleigh Dickinson (11/30/16)
FT Pct (min 3 made)	1.000	(6-6)	Emezie, John at Monmouth (12/10/16)
	1.000	(5-5)	Fox, Jordan vs Air Force (12/7/16)
	1.000	(4-4)	Funk, Tommy vs Mount Saint Mary(NY) (11/15/16)
	1.000	(3-3)	Funk, Tommy at Columbia (11/23/16)
Rebounds	11		Hoffman, Mac vs Fairleigh Dickinson (11/30/16)
	10		Wilson, Matt vs Mount Saint Mary(NY) (11/15/16)
	9		Wilson, Matt at Monmouth (12/10/16)
	9		Hoffman, Mac vs Air Force (12/7/16)
	9		Hoffman, Mac vs Mount Saint Mary(NY) (11/15/16)
Assists	8		Fox, Jordan vs St. Francis Brooklyn (12/3/16)
	8		Funk, Tommy vs Fairleigh Dickinson (11/30/16)
Steals	3		Emezie, John vs Air Force (12/7/16)
	3		Funk, Tommy vs Air Force (12/7/16)
	3		Kessler, Jacob at Fairfield University (11/26/16)
	3		Fox, Jordan at Columbia (11/23/16)
	3		Kessler, Jacob at Columbia (11/23/16)
	3		Roe, Adam at Columbia (11/23/16)
Blocked Shots	3		Emezie, John vs Air Force (12/7/16)
	2		Emezie, John at Monmouth (12/10/16)
	2		Hoffman, Mac vs Air Force (12/7/16)



2016-17 Army Men's Basketball
Army West Point High/Low Analysis (as of Dec 19, 2016)
All games

Army West Point - GAME LOWS

POINTS	57	ASU (11/19/16)
	71	at Monmouth (12/10/16)
	74	at Fairfield University (11/26/16)
	76	UCA (11/20/16)
FIELD GOALS MADE	76	ST. FRANCIS BROOKLYN (12/3/16)
	17	ASU (11/19/16)
FIELD GOAL ATTEMPTS	23	at Monmouth (12/10/16)
	50	AIR FORCE (12/7/16)
FIELD GOAL PERCENTAGE	.53	ST. FRANCIS BROOKLYN (12/3/16)
	.315 (17-54)	ASU (11/19/16)
	.333 (23-69)	at Monmouth (12/10/16)
3 PT FIELD GOALS MADE	5	ASU (11/19/16)
	7	at Fairfield University (11/26/16)
3 PT FG ATTEMPTS	19	at Fairfield University (11/26/16)
	19	ST. FRANCIS BROOKLYN (12/3/16)
3 PT FG PERCENTAGE	.250 (5-20)	ASU (11/19/16)
	.258 (8-31)	at Monmouth (12/10/16)
FREE THROWS MADE	4	UCA (11/20/16)
	5	ST. FRANCIS BROOKLYN (12/3/16)
FREE THROW ATTEMPTS	7	ST. FRANCIS BROOKLYN (12/3/16)
	10	UCA (11/20/16)
FREE THROW PERCENTAGE	.400 (4-10)	UCA (11/20/16)
	.526 (10-19)	MOUNT SAINT MARY (NY) (11/15/16)
REBOUNDS	30	at Oregon (11-11-16)
	31	at St. Bonaventure (12/19/16)
ASSISTS	11	ASU (11/19/16)
	13	at Fairfield University (11/26/16)
	13	ST. FRANCIS BROOKLYN (12/3/16)
STEALS	2	at St. Bonaventure (12/19/16)
	3	at Oregon (11-11-16)
BLOCKED SHOTS	0	at Oregon (11-11-16)
	0	at St. Bonaventure (12/19/16)
TURNOVERS	10	at Columbia (11/23/16)
	11	at Fairfield University (11/26/16)
FOULS	15	UCA (11/20/16)
	15	ST. FRANCIS BROOKLYN (12/3/16)

2016-17 Army Men's Basketball
Army West Point High/Low Analysis (as of Dec 19, 2016)
All games

Opponent - GAME LOWS

POINTS	53	MOUNT SAINT MARY (NY) (11/15/16)
	56	ST. FRANCIS BROOKLYN (12/3/16)
	60	ASU (11/19/16)
	71	AIR FORCE (12/7/16)
	75	at Fairfield University (11/26/16)
FIELD GOALS MADE	18	MOUNT SAINT MARY (NY) (11/15/16)
	21	ST. FRANCIS BROOKLYN (12/3/16)
FIELD GOAL ATTEMPTS	54	at St. Bonaventure (12/19/16)
	55	ASU (11/19/16)
FIELD GOAL PERCENTAGE	.292 (21-72)	ST. FRANCIS BROOKLYN (12/3/16)
	.300 (18-60)	MOUNT SAINT MARY (NY) (11/15/16)
3 PT FIELD GOALS MADE	3	MOUNT SAINT MARY (NY) (11/15/16)
	5	ASU (11/19/16)
3 PT FG ATTEMPTS	14	UCA (11/20/16)
	17	ASU (11/19/16)
3 PT FG PERCENTAGE	.125 (3-24)	MOUNT SAINT MARY (NY) (11/15/16)
	.286 (6-21)	FAIRLEIGH DICKINSON (11/30/16)
FREE THROWS MADE	7	ST. FRANCIS BROOKLYN (12/3/16)
	9	at Columbia (11/23/16)
FREE THROW ATTEMPTS	12	ST. FRANCIS BROOKLYN (12/3/16)
	13	at Columbia (11/23/16)
FREE THROW PERCENTAGE	.583 (7-12)	ST. FRANCIS BROOKLYN (12/3/16)
	.667 (16-24)	at Monmouth (12/10/16)
REBOUNDS	25	MOUNT SAINT MARY (NY) (11/15/16)
	27	FAIRLEIGH DICKINSON (11/30/16)
ASSISTS	8	ST. FRANCIS BROOKLYN (12/3/16)
	9	MOUNT SAINT MARY (NY) (11/15/16)
STEALS	2	at Oregon (11-11-16)
	3	at Columbia (11/23/16)
	3	at St. Bonaventure (12/19/16)
BLOCKED SHOTS	0	at Fairfield University (11/26/16)
	3	ASU (11/19/16)
	3	ST. FRANCIS BROOKLYN (12/3/16)
TURNOVERS	8	ST. FRANCIS BROOKLYN (12/3/16)
	9	FAIRLEIGH DICKINSON (11/30/16)
	12	ST. FRANCIS BROOKLYN (12/3/16)
FOULS	14	at Fairfield University (11/26/16)

2016-17 Army Men's Basketball
Army West Point High/Low Analysis (as of Dec 19, 2016)
All games

Opponent - GAME HIGHS

POINTS	92	at St. Bonaventure (12/19/16)
	91	at Oregon (11-11-16)
	83	at Columbia (11/23/16)
	81	at Monmouth (12/10/16)
	81	UCA (11/20/16)
FIELD GOALS MADE	33	at Columbia (11/23/16)
	29	at St. Bonaventure (12/19/16)
	29	at Monmouth (12/10/16)
FIELD GOAL ATTEMPTS	72	ST. FRANCIS BROOKLYN (12/3/16)
	69	at Monmouth (12/10/16)
FIELD GOAL PERCENTAGE	.537 (29-54)	at St. Bonaventure (12/19/16)
	.500 (33-66)	at Columbia (11/23/16)
3 PT FIELD GOALS MADE	9	AIR FORCE (12/7/16)
	9	at Oregon (11-11-16)
3 PT FG ATTEMPTS	25	at Oregon (11-11-16)
	24	ST. FRANCIS BROOKLYN (12/3/16)
	24	MOUNT SAINT MARY (NY) (11/15/16)
3 PT FG PERCENTAGE	.500 (7-14)	UCA (11/20/16)
	.409 (9-22)	AIR FORCE (12/7/16)
FREE THROWS MADE	28	at Oregon (11-11-16)
	27	at St. Bonaventure (12/19/16)
FREE THROW ATTEMPTS	36	at St. Bonaventure (12/19/16)
	34	at Oregon (11-11-16)
FREE THROW PERCENTAGE	.824 (28-34)	at Oregon (11-11-16)
	.818 (18-22)	UCA (11/20/16)
REBOUNDS	44	at Fairfield University (11/26/16)
	42	at Monmouth (12/10/16)
	42	at Oregon (11-11-16)
ASSISTS	21	UCA (11/20/16)
	16	at Columbia (11/23/16)
STEALS	13	ST. FRANCIS BROOKLYN (12/3/16)
	11	MOUNT SAINT MARY (NY) (11/15/16)
BLOCKED SHOTS	13	at Oregon (11-11-16)
	8	at Monmouth (12/10/16)
TURNOVERS	19	UCA (11/20/16)
	17	at Oregon (11-11-16)
FOULS	23	at Oregon (11-11-16)
	21	ASU (11/19/16)

2016-17 Army Men's Basketball
Army West Point Opponent High/Low Analysis (as of Dec 19, 2016)
All games

OPPONENT INDIVIDUAL GAME HIGHS

Points	31	ADAMS, Jaylen at St. Bonaventure (12/19/16)
	30	Hickman, Nate at Columbia (11/23/16)
	22	KOCUR, Zach vs Air Force (12/7/16)
	22	Darian ANDERSON vs Fairleigh Dickinson (11/30/16)
	21	Howard, Jordan vs UCA (11/20/16)
	21	Dorsey, Tyler at Oregon (11-11-16)
Field Goals Made	11	Hickman, Nate at Columbia (11/23/16)
	8	Sidibe, Amadou at Fairfield University (11/26/16)
	8	Cobb, Curtis at Fairfield University (11/26/16)
Field Goal Att.	19	Seaborn, Micah at Monmouth (12/10/16)
	19	Cobb, Curtis at Fairfield University (11/26/16)
FG Pct (min 5 made)	.647 (11-17)	Hickman, Nate at Columbia (11/23/16)
	.636 (7-11)	Brady, Chris at Monmouth (12/10/16)
	.636 (7-11)	Dorsey, Tyler at Oregon (11-11-16)
3-Point FG Made	5	KOCUR, Zach vs Air Force (12/7/16)
	4	Hornbeak, J'e'lon at Monmouth (12/10/16)
	4	Cobb, Curtis at Fairfield University (11/26/16)
	4	Howard, Jordan vs UCA (11/20/16)
	4	Dorsey, Tyler at Oregon (11-11-16)
3-Point FG Att.	10	Cobb, Curtis at Fairfield University (11/26/16)
	9	Hornbeak, J'e'lon at Monmouth (12/10/16)
3-Pt FG Pct (min 2 made)	1.000 (2-2)	McComber, Chris at Columbia (11/23/16)
	1.000 (2-2)	Sorkin, Roman at Oregon (11-11-16)
Free Throws Made	14	ADAMS, Jaylen at St. Bonaventure (12/19/16)
	8	Bell, Jordan at Oregon (11-11-16)
Free Throw Att.	17	ADAMS, Jaylen at St. Bonaventure (12/19/16)
	12	Bell, Jordan at Oregon (11-11-16)
FT Pct (min 3 made)	1.000 (6-6)	Nelson, Tyler at Fairfield University (11/26/16)
	1.000 (5-5)	Howard, Jordan vs UCA (11/20/16)
	1.000 (4-4)	Brady, Chris at Monmouth (12/10/16)
	1.000 (4-4)	Schmitt, Tanner vs UCA (11/20/16)
	1.000 (4-4)	Lindsey, Rashad vs ASU (11/19/16)
	1.000 (4-4)	Sorkin, Roman at Oregon (11-11-16)
	1.000 (3-3)	KOCUR, Zach vs Air Force (12/7/16)
	1.000 (3-3)	Sidibe, Amadou at Fairfield University (11/26/16)
	1.000 (3-3)	Dorsey, Tyler at Oregon (11-11-16)
	1.000 (3-3)	Boucher, Chris at Oregon (11-11-16)
Rebounds	19	Sidibe, Amadou at Fairfield University (11/26/16)
	11	Petrasek, Luke at Columbia (11/23/16)
	10	GREGG, Denzel at St. Bonaventure (12/19/16)
	10	WILLIAMS, Keon vs St. Francis Brooklyn (12/3/16)
Assists	10	ADAMS, Jaylen at St. Bonaventure (12/19/16)
	8	Segura, Jerome at Fairfield University (11/26/16)
Steals	5	DUNN, Rasheem vs St. Francis Brooklyn (12/3/16)
	3	VAN, Jacob vs Air Force (12/7/16)
	3	SANABRIA, Glenn vs St. Francis Brooklyn (12/3/16)
	3	Darian ANDERSON vs Fairleigh Dickinson (11/30/16)
	3	Sidibe, Amadou at Fairfield University (11/26/16)
	3	Howard, Jordan vs UCA (11/20/16)
	3	Lindsey, Rashad vs ASU (11/19/16)
	3	McDine, Tyler vs Mount Saint Mary (NY) (11/15/16)
Blocked Shots	6	Bell, Jordan at Oregon (11-11-16)
	4	Sorkin, Roman at Oregon (11-11-16)



2016-17 Army Men's Basketball
Army West Point Category Leaders (as of Dec 19, 2016)
All games

Points	G	Pts	Pts/G
Fox, Jordan	11	146	13.3
Wilson, Matt	11	122	11.1
E mezie, John	11	106	9.6
Funk, Tommy	11	94	8.5
Kessler, Jacob	11	90	8.2
Hoffman, Mac	11	72	6.5
Edwards, Kennedy	11	69	6.3
Morrison, Luke	9	68	7.6
Mammel, S cott	11	47	4.3
Roe, Adam	9	41	4.6
Brown, Richard	8	7	0.9
Miller, John	7	4	0.6

FG Percentage	FG	Att	Pct
Wilson, Matt	51	76	.671
Miller, John	2	3	.667
Brown, Richard	3	5	.600
Hoffman, Mac	24	46	.522
Mammel, S cott	16	32	.500
Mammel, Ben	1	2	.500
Fox, Jordan	55	110	.500
Roe, Adam	14	31	.452
Kessler, Jacob	34	78	.436
Morrison, Luke	24	57	.421
E mezie, John	35	87	.402
Edwards, Kennedy	23	58	.397

3-Point Percentage	3FG	Att	Pct
Mammel, S cott	14	24	.583
Fox, Jordan	24	53	.453
Kessler, Jacob	19	45	.422
E mezie, John	14	36	.389
Morrison, Luke	18	47	.383
Roe, Adam	8	23	.348
Edwards, Kennedy	9	30	.300
Funk, Tommy	7	30	.233
Brown, Richard	0	1	.000
Mammel, Ben	0	1	.000
Houle, Jason	0	3	.000
Edwards, Cayne	0	1	.000

Free Throw Percent	FG	Att	Pct
Morrison, Luke	2	2	1.000
Fox, Jordan	12	14	.857
E mezie, John	22	28	.786
Funk, Tommy	27	36	.750
Hoffman, Mac	24	33	.727
Edwards, Kennedy	14	20	.700
Roe, Adam	5	8	.625
Wilson, Matt	20	36	.556
Edwards, Cayne	1	2	.500
Brown, Richard	1	2	.500
Kessler, Jacob	3	8	.375
Mammel, S cott	1	4	.250

Scoring Average	G	Pts	Avg/G
Fox, Jordan	11	146	13.3
Wilson, Matt	11	122	11.1
E mezie, John	11	106	9.6
Funk, Tommy	11	94	8.5
Kessler, Jacob	11	90	8.2
Morrison, Luke	9	68	7.6
Hoffman, Mac	11	72	6.5
Edwards, Kennedy	11	69	6.3
Roe, Adam	9	41	4.6
Mammel, S cott	11	47	4.3
Mammel, Ben	1	2	2.0
Brown, Richard	8	7	0.9

Field Goal Attempts	G	Att	Att/G
Fox, Jordan	11	110	10.0
Funk, Tommy	11	97	8.8
E mezie, John	11	87	7.9
Kessler, Jacob	11	78	7.1
Wilson, Matt	11	76	6.9

Field Goals Made	G	Made	Made/G
Fox, Jordan	11	55	5.0
Wilson, Matt	11	51	4.6
E mezie, John	11	35	3.2
Kessler, Jacob	11	34	3.1
Funk, Tommy	11	30	2.7

3-Point FG Attempts	G	Att	Att/G
Fox, J ordan	11	53	4.8
Morrison, Luke	9	47	5.2
Kessler, Jacob	11	45	4.1
E mezie, John	11	36	3.3
Funk, Tommy	11	30	2.7
Edwards, Kennedy	11	30	2.7

3-Point FG Made	G	Made	Made/G
Fox, J ordan	11	24	2.2
Kessler, Jacob	11	19	1.7
Morrison, Luke	9	18	2.0
E mezie, John	11	14	1.3
Mammel, S cott	11	14	1.3

Free Throw Attempts	G	Att	Att/G
Funk, Tommy	11	36	3.3
Wilson, Matt	11	36	3.3
Hoffman, Mac	11	33	3.0
E mezie, John	11	28	2.5
Edwards, Kennedy	11	20	1.8

Free Throws Made	G	Made	Made/G
Funk, Tommy	11	27	2.5
Hoffman, Mac	11	24	2.2
E mezie, John	11	22	2.0
Wilson, Matt	11	20	1.8
Edwards, Kennedy	11	14	1.3



2016-17 Army Men's Basketball
Army West Point Category Leaders (as of Dec 19, 2016)
All games

Rebounds	G	Reb	Reb/G
Hoffman, Mac	11	71	6.5
Wilson, Matt	11	58	5.3
Morrison, Luke	9	41	4.6
Funk, Tommy	11	41	3.7
Edwards, Kennedy	11	38	3.5

Rebound Average	G	Reb	Avg/G
Hoffman, Mac	11	71	6.5
Wilson, Matt	11	58	5.3
Morrison, Luke	9	41	4.6
Funk, Tommy	11	41	3.7
Edwards, Cayne	2	7	3.5

Offensive Rebounds	G	No.	Avg/G
Wilson, Matt	11	20	1.8
Hoffman, Mac	11	19	1.7
Edwards, Kennedy	11	10	0.9
Funk, Tommy	11	9	0.8
Morrison, Luke	9	8	0.9

Defensive Rebounds	G	No.	Avg/G
Hoffman, Mac	11	52	4.7
Wilson, Matt	11	38	3.5
Morrison, Luke	9	33	3.7
Funk, Tommy	11	32	2.9
Edwards, Kennedy	11	28	2.5

Fouls	G	No.	Per/G
Hoffman, Mac	11	39	3.5
Wilson, Matt	11	28	2.5
Kessler, Jacob	11	23	2.1
Edwards, Kennedy	11	22	2.0
Fox, Jordan	11	21	1.9
Funk, Tommy	11	21	1.9

Foulsouts	G	No.
Hoffman, Mac	11	2
Kessler, Jacob	11	1
Morrison, Luke	9	1
Fox, Jordan	11	1

Assists	G	No.	Ast/G
Funk, Tommy	11	49	4.5
Fox, Jordan	11	45	4.1
Kessler, Jacob	11	24	2.2
Emezie, John	11	17	1.5
Hoffman, Mac	11	10	0.9

Steals	G	No.	Stl/G
Kessler, Jacob	11	14	1.3
Emezie, John	11	10	0.9
Fox, Jordan	11	10	0.9
Funk, Tommy	11	9	0.8
Roe, Adam	9	6	0.7

Blocked Shots	G	No.	Blk/G
Emezie, John	11	6	0.5
Hoffman, Mac	11	4	0.4
Miller, John	7	3	0.4
Morrison, Luke	9	2	0.2
Wilson, Matt	11	2	0.2
Kessler, Jacob	11	2	0.2

Minutes	G	No.	Min/G
Fox, Jordan	11	348	31.6
Funk, Tommy	11	311	28.3
Kessler, Jacob	11	269	24.5
Emezie, John	11	263	23.9
Hoffman, Mac	11	214	19.5

Turnovers	G	No.	TO/G
Funk, Tommy	11	33	3.0
Emezie, John	11	22	2.0
Kessler, Jacob	11	21	1.9
Fox, Jordan	11	18	1.6
Wilson, Matt	11	17	1.5

BLACK KNIGHTS BASKETBALL

2016-17 Army Men's Basketball Army West Point Points-Rebounds-Assists (as of Dec 19, 2016) All games

Opponent	Date	Score		01 BROWN,RICH	02 EDWARDS,CA	03 MAMMEL,SCO	04 ANDREWS,DA	05 MAMMEL,BEN	10 EDWARDS,KE	11 FUNK,TOMMY
at Oregon	11-11-16	77-91	L	0-1-2	0-1-0	0-0-0	DNP	DNP	17-5-2	7-0-5
MOUNT SAINT MARY(NY)	11/15/16	91-53	w	2-3-2	1-6-0	11-2-1	0-3-0	2-1-1	7-3-0	10-6-5
ASU	11/19/16	57-60	L	0-4-0	DNP	0-0-0	DNP	DNP	5-5-1	6-1-1
UCA	11/20/16	76-81	L	2-1-0	DNP	3-0-0	DNP	DNP	9-4-1	9-4-5
at Columbia	11/23/16	88-83	w	1-2-0	DNP	0-2-1	DNP	DNP	0-2-3	9-3-5
at Fairfield University	11/26/16	74-75	L	2-0-0	DNP	0-1-0	DNP	DNP	0-2-0	8-7-4
FAIRLEIGH DICKINSON	11/30/16	97-78	w	DNP	DNP	9-0-1	DNP	DNP	12-7-0	5-5-8
ST. FRANCIS BROOKLYN	12/3/16	76-56	w	0-0-0	DNP	6-0-0	DNP	DNP	10-6-0	10-1-0
AIR FORCE	12/7/16	79-71	w	DNP	DNP	5-1-1	DNP	DNP	5-1-0	13-5-4
at Monmouth	12/10/16	71-81	L	DNP	DNP	10-3-1	DNP	DNP	3-2-1	13-6-5
at St. Bonaventure	12/19/16	83-92	L	0-0-0	DNP	3-0-1	DNP	DNP	1-1-1	4-3-7

Opponent	Date	Score		14 WILSON,MAT	15 KESSLER,JA	20 HOFFMAN,MA	23 KLIMES,GUN	24 HOULE,JASO	25 MORRISON,L	30 FOX,JORDAN
at Oregon	11-11-16	77-91	L	10-2-0	5-1-2	7-7-0	DNP	DNP	7-3-0	9-3-3
MOUNT SAINT MARY(NY)	11/15/16	91-53	w	8-10-1	3-3-2	6-9-2	0-2-0	0-2-1	14-5-0	12-1-5
ASU	11/19/16	57-60	L	3-3-0	4-5-4	17-4-3	DNP	DNP	0-4-0	15-2-0
UCA	11/20/16	76-81	L	13-7-1	5-0-2	2-6-0	DNP	DNP	19-6-3	3-3-7
at Columbia	11/23/16	88-83	w	13-5-0	9-3-3	7-7-1	DNP	DNP	DNP	22-2-2
at Fairfield University	11/26/16	74-75	L	20-5-0	12-3-2	6-3-0	DNP	DNP	DNP	6-2-4
FAIRLEIGH DICKINSON	11/30/16	97-78	w	15-2-0	8-1-2	12-11-1	DNP	DNP	8-4-1	16-2-5
ST. FRANCIS BROOKLYN	12/3/16	76-56	w	10-8-1	16-4-2	2-8-0	DNP	DNP	0-4-1	10-3-8
AIR FORCE	12/7/16	79-71	w	2-0-0	12-5-0	4-9-1	DNP	DNP	8-7-1	20-5-4
at Monmouth	12/10/16	71-81	L	8-9-1	9-3-0	2-7-2	DNP	DNP	0-6-0	11-2-2
at St. Bonaventure	12/19/16	83-92	L	20-7-0	7-4-5	7-0-0	DNP	DNP	12-2-0	22-3-5

Opponent	Date	Score		32 MCFADDEN,V	34 MILLER,JOH	45 ROE,ADAM	52 EMEZIE,JOH
at Oregon	11-11-16	77-91	L	DNP	DNP	6-2-0	9-0-0
MOUNT SAINT MARY(NY)	11/15/16	91-53	w	0-0-0	0-1-0	7-1-0	8-1-3
ASU	11/19/16	57-60	L	DNP	0-0-0	DNP	7-3-2
UCA	11/20/16	76-81	L	DNP	DNP	0-0-0	11-0-0
at Columbia	11/23/16	88-83	w	DNP	0-1-0	11-2-0	16-1-1
at Fairfield University	11/26/16	74-75	L	DNP	2-1-0	7-3-1	11-4-2
FAIRLEIGH DICKINSON	11/30/16	97-78	w	DNP	0-0-0	0-2-1	12-3-2
ST. FRANCIS BROOKLYN	12/3/16	76-56	w	DNP	2-0-1	0-0-0	10-2-0
AIR FORCE	12/7/16	79-71	w	DNP	DNP	3-1-0	7-2-3
at Monmouth	12/10/16	71-81	L	DNP	DNP	7-0-0	8-2-4
at St. Bonaventure	12/19/16	83-92	L	DNP	0-0-1	DNP	7-3-0

2016-17 Army Men's Basketball

Army West Point Team Game-by-Game Comparison (as of Dec 19, 2016)

All games

Opponent	1st	2nd	Score	Mar	Total FG	FG Pct	3-Pointers	3FG Pct	Free Throws	FT Pct	Rebounds	Assist	T/Over	Block	Steal	Fouls
Oregon	31/49	46/42	77-91	(14)	26-66/27-60	.394/.450	9-24/9-25	.375/.360	16-23/28-34	.696/.824	30/42 (12)	14/15	13/17	0/13	3/2	27/23
MOUNT SAINT MARY(NY)	50/36	41/17	91-53	+38	33-69/18-60	.478/.300	15-39/3-24	.385/.125	10-19/14-19	.526/.737	61/25 +36	23/9	19/16	4/5	11/11	19/20
ASU	22/24	35/36	57-60	(3)	17-54/22-55	.315/.400	5-20/5-17	.250/.294	18-26/11-16	.692/.688	35/41 (6)	11/11	13/15	2/3	5/7	19/21
UCA	37/44	39/37	76-81	(5)	30-73/28-57	.411/.491	12-36/7-14	.333/.500	4-10/18-22	.400/.818	36/41 (5)	19/21	14/19	2/5	7/7	15/15
Columbia	45/38	43/45	88-83	+5	30-64/33-66	.469/.500	13-33/8-22	.394/.364	15-21/9-13	.714/.692	36/39 (3)	16/16	10/14	1/4	11/3	19/17
Fairfield University	32/31	42/44	74-75	(1)	30-66/27-63	.455/.429	7-19/8-22	.368/.364	7-11/13-19	.636/.684	33/44 (11)	13/14	11/16	1/0	7/5	18/14
FAIRLEIGH DICKINSON	49/38	48/40	97-78	+19	38-63/28-61	.603/.459	12-23/6-21	.522/.286	9-15/16-22	.600/.727	39/27 +12	21/13	12/9	1/4	4/7	17/16
ST. FRANCIS BROOKLYN	32/25	44/31	76-56	+20	31-53/21-72	.585/.292	9-19/7-24	.474/.292	5-7/7-12	.714/.583	40/37 +3	13/8	16/8	4/3	4/13	15/12
AIR FORCE	36/21	43/50	79-71	+8	25-50/25-64	.500/.391	12-27/9-22	.444/.409	17-22/12-17	.773/.706	38/32 +6	14/10	20/15	5/4	7/7	22/19
Monmouth	30/38	41/43	71-81	(10)	23-69/29-69	.333/.420	8-31/7-22	.258/.318	17-22/16-24	.773/.667	46/42 +4	16/14	17/12	3/8	5/9	20/18
St. Bonaventure	43/43	40/49	83-92	(9)	29-62/29-54	.468/.537	11-23/7-18	.478/.389	14-20/27-36	.700/.750	31/32 (1)	20/13	15/12	0/5	2/3	27/19

Note: Game totals are displayed in the format TEAM/OPPONENT for each category

BLACK KNIGHTS



BASKETBALL



BLACK KNIGHTS BASKETBALL

2016-17 Army Men's Basketball Army West Point Combined Team Statistics (as of Dec 20, 2016) All games

Overall record: 5-6 Conf: 0-0 Home: 4-2 Away: 1-4 Neutral: 0-0

##	Player	gp-gs	min	avg	Total		3-Point		F-Throw		Rebounds				pf	dq	a	to	blk	stl	pts	avg
					fg-fga	fg%	3fg-fga	3fg%	ft-fa	ft%	off	def	tot	avg								
30	Fox, Jordan	11-11	348	31.6	55-110	.500	24-53	.453	12-14	.857	3	25	28	2.5	21	1	45	18	1	10	146	13.3
14	Wilson, Matt	11-0	194	17.6	51-76	.671	0-0	.000	20-36	.556	20	38	58	5.3	28	0	4	17	2	3	122	11.1
52	Emezie, John	11-7	263	23.9	35-87	.402	14-36	.389	22-28	.786	6	15	21	1.9	20	0	17	22	6	10	106	9.6
11	Funk, Tommy	11-11	311	28.3	30-97	.309	7-30	.233	27-36	.750	9	32	41	3.7	21	0	49	33	1	9	94	8.5
15	Kessler, Jacob	11-11	269	24.5	34-78	.436	19-45	.422	3-8	.375	7	25	32	2.9	23	1	24	21	2	14	90	8.2
20	Hoffman, Mac	11-11	214	19.5	24-46	.522	0-0	.000	24-33	.727	19	52	71	6.5	39	2	10	10	4	1	72	6.5
10	Edwards, Kennedy	11-4	167	15.2	23-58	.397	9-30	.300	14-20	.700	10	28	38	3.5	22	0	9	13	1	2	69	6.3
25	Morrison, Luke	9-0	130	14.4	24-57	.421	18-47	.383	2-2	1.000	8	33	41	4.6	13	1	6	7	2	4	68	7.6
03	Mammel, Scott	11-0	129	11.7	16-32	.500	14-24	.583	1-4	.250	2	7	9	0.8	10	0	6	4	0	4	47	4.3
45	Roe, Adam	9-0	77	8.6	14-31	.452	8-23	.348	5-8	.625	4	7	11	1.2	7	0	2	7	0	6	41	4.6
01	Brown, Richard	8-0	49	6.1	3-5	.600	0-1	.000	1-2	.500	6	5	11	1.4	4	0	4	4	1	2	7	0.9
34	Miller, John	7-0	22	3.1	2-3	.667	0-0	.000	0-3	.000	0	3	3	0.4	7	0	2	1	3	0	4	0.6
05	Mammel, Ben	1-0	6	6.0	1-2	.500	0-1	.000	0-0	.000	1	0	1	1.0	0	0	1	0	0	0	2	2.0
02	Edwards, Cayne	2-0	6	3.0	0-2	.000	0-1	.000	1-2	.500	1	6	7	3.5	2	0	0	1	0	1	1	0.5
24	Houle, Jason	1-0	5	5.0	0-4	.000	0-3	.000	0-0	.000	1	1	2	2.0	0	0	1	0	0	0	0	0.0
23	Klimes, Gunther	1-0	4	4.0	0-1	.000	0-0	.000	0-0	.000	1	1	2	2.0	1	0	0	0	0	0	0	0.0
04	Andrews, Daniel	1-0	4	4.0	0-0	.000	0-0	.000	0-0	.000	0	3	3	3.0	0	0	0	1	0	0	0	0.0
32	McFadden, Vincent	1-0	2	2.0	0-0	.000	0-0	.000	0-0	.000	0	0	0	0.0	0	0	0	0	0	0	0	0.0
Team											21	25	46				1					
Total.....		11	2200		312-689	.453	113-294	.384	132-196	.673	119	306	425	38.6	218	5	180	160	23	66	869	79.0
Opponents.....		11	2200		287-681	.421	76-231	.329	171-234	.731	111	291	402	36.5	194	-	144	153	54	74	821	74.6

TEAM STATISTICS	ARMY	OPP
SCORING		
Points per game	79.0	74.6
Scoring margin	+4.4	-
FIELD GOALS-ATT		
Field goal pct	.453	.421
3 POINT FG-ATT		
3-point FG pct	.384	.329
3-pt FG made per game	10.3	6.9
FREE THROWS-ATT		
Free throw pct	.673	.731
F-Throws made per game	12.0	15.5
REBOUNDS		
Rebounds per game	38.6	36.5
Rebounding margin	+2.1	-
ASSISTS		
Assists per game	16.4	13.1
TURNOVERS		
Turnovers per game	14.5	13.9
Turnover margin	-0.6	-
Assist/turnover ratio	1.1	0.9
STEALS		
Steals per game	6.0	6.7
BLOCKS		
Blocks per game	2.1	4.9
ATTENDANCE		
Home games-Avg/Game	6-691	5-4235
Neutral site-Avg/Game	-	0-0

Date	Opponent		Score	Att.
11-11-16	at Oregon	L	77-91	12364
11/15/16	MOUNT SAINT MARY(NY)	W	91-53	747
11/19/16	ASU	L	57-60	921
11/20/16	UCA	L	76-81	670
11/23/16	at Columbia	W	88-83	1011
11/26/16	at Fairfield University	L	74-75	1083
11/30/16	FAIRLEIGH DICKINSON	W	97-78	446
12/3/16	ST. FRANCIS BROOKLYN	W	76-56	550
12/7/16	AIR FORCE	W	79-71	810
12/10/16	at Monmouth	L	71-81	3465
12/19/16	at St. Bonaventure	L	83-92	3254

* = Conference game

Score by Periods	1st	2nd	Totals
Army West Point	407	462	869
Opponents	387	434	821



GAME 12 - BINGHAMTON



ArmyWP_MBB



/ArmyWestPointMen'sBasketball



ArmyWP_MBB




ARMY TV & RADIO ROSTER



1 RICHARD BROWN
SR | G | 6-6 | 214
CHARLOTTE, N.C.

0.9 1.4 0.5
PPG RPG APG
60.0 00.0 50.0
FG% 3FG% FT%




2 CAYNE EDWARDS
SO | G | 6-4 | 220
SCHERTZ, TEXAS

0.5 3.5 0.0
PPG RPG APG
00.0 00.0 50.0
FG% 3FG% FT%



3 SCOTT MAMMEL
SR | G | 5-11 | 178
SAN ANTONIO, TEXAS

4.3 0.8 0.5
PPG RPG APG
50.0 58.3 25.0
FG% 3FG% FT%



4 DANIEL ANDREWS
SO | F | 6-7 | 205
HONOLULU, HAWAII

0.0 3.0 0.0
PPG RPG APG
00.0 00.0 00.0
FG% 3FG% FT%



5 BEN MAMMEL
SO | G | 6-0 | 183
SAN ANTONIO, TEXAS

2.0 1.0 1.0
PPG RPG APG
50.0 00.0 00.0
FG% 3FG% FT%




10 KENNEDY EDWARDS
SR | F | 6-6 | 215
NORTHRIDGE, CALIF.

6.3 3.5 0.8
PPG RPG APG
39.7 30.0 70.0
FG% 3FG% FT%



11 TOMMY FUNK
FR | G | 6-0 | 181
WARRINGTON, PA.

8.5 3.7 4.5
PPG RPG APG
30.9 23.3 75.0
FG% 3FG% FT%



12 SPENCER SCHULTZ
FR | G | 6-7 | 195
CLEAR SPRING, MD.

0.0 0.0 0.0
PPG RPG APG
00.0 00.0 00.0
FG% 3FG% FT%



14 MATT WILSON
FR | F/C | 6-9 | 235
ALEXANDRIA, KY.

11.1 5.3 0.4
PPG RPG APG
67.1 00.0 55.6
FG% 3FG% FT%



15 JACOB KESSLER
SO | G/F | 6-4 | 190
RICHMOND, VA.

8.2 2.9 2.2
PPG RPG APG
43.6 42.2 37.5
FG% 3FG% FT%




20 MAC HOFFMAN
SR | F | 6-8 | 213
PLEASANTON, CALIF.

6.5 6.5 0.9
PPG RPG APG
52.2 00.0 72.7
FG% 3FG% FT%



21 WILL CULLITON
FR | G | 6-2 | 177
WAYZATA, MINN.

0.0 0.0 0.0
PPG RPG APG
00.0 00.0 00.0
FG% 3FG% FT%



23 GUNTHER KLIMES
FR | G/F | 6-6 | 200
MEDINA, WASH.

0.0 2.0 0.0
PPG RPG APG
00.0 00.0 00.0
FG% 3FG% FT%



24 JASON HOULE
SO | G | 6-5 | 207
PLYMOUTH, MICH.

0.0 2.0 1.0
PPG RPG APG
00.0 00.0 00.0
FG% 3FG% FT%



25 LUKE MORRISON
JR | F | 6-6 | 218
CHARLOTTE, N.C.

7.6 4.6 0.7
PPG RPG APG
42.1 38.3 100.0
FG% 3FG% FT%



30 JORDAN FOX
SO | G | 6-1 | 184
JACKSON COUNTY, KY.

13.3 2.5 4.1
PPG RPG APG
50.0 45.3 85.7
FG% 3FG% FT%



32 VINCENT MCFADDEN
FR | F | 6-8 | 203
SAN JUAN CAPISTRANO, CALIF.

0.0 0.0 0.0
PPG RPG APG
00.0 00.0 00.0
FG% 3FG% FT%



34 JOHN MILLER
SO | C | 6-9 | 225
NEW ALBANY, OHIO

0.6 0.4 0.3
PPG RPG APG
66.7 00.0 00.0
FG% 3FG% FT%



43 KEESTON SMITH
FR | F | 6-6 | 190
OREGON CITY, ORE.

0.0 0.0 0.0
PPG RPG APG
00.0 00.0 00.0
FG% 3FG% FT%



44 MARK POLLACK
JR | F | 6-6 | 218
CHARLOTTE, N.C.

0.0 0.0 0.0
PPG RPG APG
00.0 00.0 00.0
FG% 3FG% FT%



45 ADAM ROE
SO | F | 6-5 | 210
WESTON, MO.

4.6 1.2 0.2
PPG RPG APG
45.2 34.8 62.5
FG% 3FG% FT%



51 PARKER FENNEMA
SO | F | 6-6 | 215
RALEIGH, N.C.

0.0 0.0 0.0
PPG RPG APG
00.0 00.0 00.0
FG% 3FG% FT%



52 JOHN EMEZIE
SO | G/F | 6-5 | 215
WAXHAW, N.C.

9.6 1.9 1.5
PPG RPG APG
40.2 38.9 78.6
FG% 3FG% FT%



53 LANCE LAWSON
FR | G | 6-2 | 169
CHARLOTTE, N.C.

0.0 0.0 0.0
PPG RPG APG
00.0 00.0 00.0
FG% 3FG% FT%



54 BRYCE SAMUEL
FR | F | 6-6 | 190
CEDAR HILL, TEXAS

0.0 0.0 0.0
PPG RPG APG
00.0 00.0 00.0
FG% 3FG% FT%



55 KEVIN OLSEN JR.
FR | G | 6-1 | 168
VILLA PARK, CALIF.

0.0 0.0 0.0
PPG RPG APG
00.0 00.0 00.0
FG% 3FG% FT%



HEAD COACH
JIMMY ALLEN
EMORY & HENRY '93
FIRST SEASON
Record at Army: 5-6
Career Record: 102-77