

ARMY WEST POINT™ FOOTBALL



GAME 10: Army (2-7) vs. Tulane (2-7, 1-5 AAC)

Saturday, Nov. 14 • 12 p.m. ET • CBS Sports Network • Michie Stadium, West Point, N.Y.

Series: Tied, 9-9-1 • **Monken vs. Tulane:** 0-0

NEW LOOK

Army West Point Athletics introduced a new brand and identity system that sets the visual direction for years to come. With the goal of developing an innovative and consistent athletic identity that pays tribute to the Academy's legacy and tradition, U.S. Army and Academy leadership, Army West Point Athletics, Nike, current and former cadet-athletes, coaches, historians and West Point graduates, collaborated on a nearly 18-month brand



evolution program. As part of the new identity, all 30 athletic programs will showcase consistent logos, colors, lettering and numerals.

The primary mark, referred to as

Athena's Shield, showcases four unique components.

- **The shield** is among West Point's most potent symbols and represents the mission of the U.S. Army to support and defend the Constitution of the United States against all enemies, foreign and domestic.

- **The helmet** was worn by Pallas Athena, the Greek goddess of wisdom, just war, skill and justice. The helmet faces dexter, Latin for "right" from the viewpoint of the bearer of the field as opposed to sinister. The dexter side is considered the side of greater honor. The 13 segments that connect the helmet and the plume reference the 13 British colonies that declared independence from the Kingdom of Great Britain and became the first states in the Union.

- **The sword**, also known as Xiphos, is a double-edged, single-hand sword used by the ancient Greeks. It symbolizes the scholar-warrior and signifies protection, righteousness and justice. While the original 1898 USMA crest had the sword sheathed, the sword here is unsheathed to allow the viewer to see the martial elements of Army West Point, the warrior spirit, more clearly.

- **The star** has multiple meanings, including the connection to the U.S. Army and its storied past. During World War II, every tank, truck and airplane in the U.S. Army sported a star as they fought to victory in Europe and the Pacific. The star also represents the connection to the American people and 50 stars from the flag.

The Army football team will play its first home game in a month with a visit from Tulane on Saturday at Michie Stadium.

The Black Knights are 2-7 following a 20-3 setback at Air Force last Saturday on a beautiful day at Falcon Stadium in Colorado.

Tulane, a member of the American Athletic Conference, is 2-7 overall and 1-5 in conference games.

Army is averaging 21.8 points per contest and ranks ninth nationally with 257.4 rushing yards per contest.

The Black Knights are allowing 27.6 points per game and lost four of their games this season by a touchdown or less.

Fullback Aaron Kemper leads the team in rushing with 431 yards on 70 carries. He is averaging 53.9 yards per game and 6.2 yards per carry. Kemper has reached 100 yards in two games this season.

Quarterback Ahmad Bradshaw has chipped in with 396 rushing yards to rank second on the team. He averages 56.6 per game with a team-high 110 attempts in seven games played.

Defensively, Andrew King leads the Black Knights with 73 tackles, 14.5 tackles for loss and 4.5 quarterback sacks. Jeremy Timpf shows 69 tackles, 13 more than Xavier Moss. Brandon Jackson has two of the team's four interceptions.

Following the Tulane contest, Army will play its final home game of the 2015 season as the Black Knights welcome Rutgers on Senior Day. CBS Sports Network will carry the broadcast.

AIR FORCE LEFTOVERS

- It was the 50th all-time meeting between Army and Air Force.
- Army wore all white uniforms, including white helmets for the first time in its history.
- Michael McFadden and Kelvin White served as game captains and joined season captains Jeremy Timpf and Matt Giachinta for the coin toss.
- North Las Vegas, Nev., native T.J. Atimalala carried the American flag onto the field prior to the game.
- Army won the opening coin toss for the sixth time and deferred to the second half.
- Army played in a scoreless first quarter for the third time this season.
- First time this season Army did not commit a turnover.
- Center Matt Hugenberg started his 21st consecutive game, the most of any Army offensive player.
- Army's offensive line changed for the first time in three weeks. Hugenberg was joined by guards Victor Nieves III and Mike Houghton and tackles Justin Gilbert and Ryan Alexander.
- Kelvin White made his seventh career start for the Black Knights at tight end.
- Jaryn Villegas made his first appearance since the game at Connecticut on Sept. 12.

HOW TO FOLLOW

TELEVISION: ESPNU

Play-by-Play: Ben Holden; Color Analyst: Jay Feely; Sideline: John Schriffen.

RADIO: Army Sports Network

90-minute "Army Football Tailgate Show" begins at 10:00 a.m.

Play-by-Play: Rich DeMarco; Color Analyst: Dean Darling; Sideline: Tony Morino

Program Host: Joe Beckerle

Flagship: WBNR (1260 AM, Beacon, N.Y.)

Affiliates: WABC (770 AM, New York, N.Y.);

KABI (1560 AM, Abilene, Kan. - Fort Riley);

WINU (104.9 FM, Albany, N.Y.); WENU

(1410 AM, Albany, N.Y.); KSPD (790 AM,

Boise, Idaho); KJME (890 AM, Colorado

Springs, Colo.); WAGF (101.3 FM, Dothan,

Ala. - Fort Rucker); WIFI (1460 AM,

Florence, N.J.); KGGG (1340 AM, Garden

City, Kan.); WZZN (97.7 FM, Huntsville,

Ala.); WBPM (92.9 FM, Kingston, N.Y.);

KXCA (1380 AM, Lawton, Okla.); KTMC

(1400 AM, McAlister, Okla.); WPLJ FM

HD3 (95.5-3 HD, New York City); WLNA

(1420 AM, Peekskill, N.Y.); WBLH (92.5 FM,

Watertown, N.Y.); KIIK (1400 AM, Waynes-

ville, Mo.); WFAS (1200 AM, Westchester,

N.Y.)

SATELLITE RADIO

Sirius Satellite Radio: Channel 134

XM Satellite Radio: Channel 201

INTERNET STREAMING

The entire audio broadcast will be streamed live at GoArmyWestPoint.com through Knight Vision. Subscription fees apply.

TWITTER: @ArmyWP_Football

Frequent updates, including photos, will be made to the Army Football account.

LIVE STATS: sidearmstats.com/army/football/

@ARMYWP_FOOTBALL

2015 ARMY WEST POINT FOOTBALL GAME NOTES

Jermaine Adams

SO • WR

6-1 | 211

UNIVERSAL CITY, TEXAS

JUDSON (USMAPS)

2015: Played in the season opener versus Fordham and against Connecticut and Bucknell ... first-career appearance against the Rams ... has not factored statistically.

CAREER GAME-BY-GAME

2015 — RECEIVING

Opponent	No.	Yds	Avg	TD	Lg
FORDHAM	0	0	0	0	0
at Connecticut	0	0	0	0	0
WAKE FOREST		DNP			
at Eastern Michigan		DNP			
at Penn State		DNP			
DUKE		DNP			
BUCKNELL	0	0	0	0	0
at Rice		DNP			
at Air Force		DNP			
TULANE					
RUTGERS					
vs. Navy					

RECEIVING STATISTICS

Year	G-GS	Rec.	Yds.	Avg.	TD	Long/Opp.
2015	3-0	0	0	0.0	0	0/--
Totals	3-0	0	0	0.0	0	0/--

CAREER HIGHS

Receptions: --
Receiving Yards: --
Long Reception: --
Receiving Touchdowns: --

Ryan Alexander

SR • OL • 3VL

6-1 | 250

CANADIAN, TEXAS

CANADIAN (USMAPS)

2015: Returned to the offensive line for his senior season ... listed with the starting unit every game ... announced as the starter at left tackle against Fordham and Connecticut ... started at right tackle opposite Wake Forest, Eastern Michigan, Penn State, Duke, Bucknell, Rice and Air Force.

CAREER GAME-BY-GAME

2015

Opponent	UT	AT	TT	TFL-Yds	Sacks-Yds	FF	FR-Yds	Int	PD
FORDHAM				GP - Starting LT					
at Connecticut				GP - Starting LT					
WAKE FOREST				GP - Starting RT					
at Eastern Michigan				GP - Starting RT					
at Penn State				GP - Starting RT					
DUKE				GP - Starting RT					
BUCKNELL				GP - Starting RT					
at Rice				GP - Starting RT					
at Air Force				GP - Starting RT					
TULANE									
RUTGERS									
vs. Navy									

2014

Opponent	UT	AT	TT	TFL-Yds	Sacks-Yds	FF	FR-Yds	Int	PD
BUFFALO	0	0	0	0-0	0-0	0	0-0	0	0
at Stanford	0	0	0	0-0	0-0	0	0-0	0	0
at Wake Forest	0	0	0	0-0	0-0	0	0-0	0	0
at Yale	3	1	4	0-0	0-0	0	0-0	0	0
BALL STATE	0	0	0	0-0	0-0	0	0-0	0	0
RICE	0	0	0	0-0	0-0	0	0-0	0	0
at Kent State				GP - OL Reserve					
AIR FORCE				GP - Starting LT					
vs. Connecticut				GP - Starting LT					
at W. Kentucky				GP - Starting LT					
FORDHAM				DNP					
vs. Navy				GP - OL Reserve					

2013

Opponent	UT	AT	TT	TFL-Yds	Sacks-Yds	FF	FR-Yds	Int	PD
MORGAN ST	0	2	2	0-0	0-0	0	0-0	0	0
at Ball State	1	0	1	1.0-5	0-0	0	0-0	0	0
STANFORD	0	0	0	0-0	0-0	0	0-0	0	0
vs. La. Tech	0	0	0	0-0	0-0	0	0-0	0	0
EMU	0	0	0	0-0	0-0	0	0-0	0	0
at Temple	0	0	0	0-0	0-0	0	0-0	0	0

OFFENSIVE/DEFENSIVE STATISTICS

Year	G-GS	TT-PT-AT	TFL-Yds	QBS	FR	PD	Int.	Blk.
2013	6-0	3-1-2	1.0-5	0-0	0	0	0	0
2014	11-3	4-3-1	0.0-0	0-0	0	0	0	0
2015	9-9	---	---	-	-	-	-	-
Totals	26-12	7-4-3	1.0-5	0-0	0	0	0	0

CAREER HIGHS

Tackles: 4 at Yale, 9-27-14
Solo Tackles: 3 at Yale, 9-27-14
Assisted Tackles: 2 vs. Morgan State, 8-30-13
Tackles for Loss: 1 vs. Ball State, 9-7-13

Jordan Asberry

FR • RB

5-9 | 185

CINCINNATI, OHIO

COLERAIN

2015: Appeared in every game this season, including two starts ... 25 rushes for 198 yards ... averages 7.9 yards per carry ... two catches for 40 yards ... made career debut versus Fordham ... rushed five times for 56 yards ... long rush of 24 yards opposite the Rams ... averaged 11.2 yards per carry ... caught one pass for 33 yards against Fordham ... carried twice for six yards at Connecticut ... long run of five yards opposite the Huskies ... ran four times for 14 yards at Eastern Michigan ... long run of nine yards against the Eagles ... rushed twice for five yards at Penn State ... did not figure statistically against Wake Forest or Duke ... carried four times for 56 yards versus Bucknell ... also caught one pass for seven yards against the Bison ... carried three times for 41 yards at Rice in his first-career start ... five carries for 20 yards at Air Force ... long run of 11 yards opposite the Falcons.

High School: Lettered three years in football at Colerain High School ... was a running back and team captain as a senior ... two-time All-Greater Miami Conference ... named All-Southwest District as a senior ... set the school record for receiving yards in a game with 231 yards ... lettered four years in track and field as a sprinter ... team captain as a senior ... four-time All-GMC and placed at regionals three times ... had the most individual team points in 2013 and 2014.

CAREER GAME-BY-GAME

2015 — RUSHING

Opponent	No.	Yds	Avg	TD	Lg
FORDHAM	5	56	11.2	0	24
at Connecticut	2	6	3.0	0	5
WAKE FOREST	0	0	0	0	0
at Eastern Michigan	4	14	3.5	0	9
at Penn State	2	5	2.5	0	5
DUKE	0	0	0	0	0
BUCKNELL	4	56	14.0	0	31
at Rice	3	41	13.7	0	19
at Air Force	5	20	4.0	0	11
TULANE					
RUTGERS					
vs. Navy					

2015 — RECEIVING

Opponent	No.	Yds	Avg	TD	Lg
FORDHAM	1	33	33.0	0	33
at Connecticut	0	0	0	0	0
WAKE FOREST	0	0	0	0	0
at Eastern Michigan	0	0	0	0	0
at Penn State	0	0	0	0	0
DUKE	0	0	0	0	0
BUCKNELL	1	7	7.0	0	7
at Rice	0	0	0	0	0
at Air Force	0	0	0	0	0
TULANE					
RUTGERS					
vs. Navy					

RUSHING STATISTICS

Year	G-GS	Att.	Yds.	Avg.	TD	Long/Opp.
2015	9-2	25	198	7.9	0	31/BUCKNELL
Totals	9-2	25	198	7.9	0	31/BUCKNELL

RECEIVING STATISTICS

Year	G-GS	Rec.	Yds.	Avg.	TD	Long/Opp.
2015	9-2	2	40	20.0	0	33/FORDHAM
Totals	9-2	2	40	20.0	0	33/FORDHAM

CAREER HIGHS

Receptions: 1 2x, last vs. Bucknell 10-17-15
Receiving Yards: 33 vs. Fordham, 9-4-15
Long Reception: 33 vs. Fordham, 9-4-15
Receiving Touchdowns: --
Rushing Attempts: 5-2x last at Air Force, 11-7-15
Rushing Yards: 56 2x, last vs. Bucknell 10-17-15
Long Rush: 31 vs. Bucknell 10-17-15
Rushing Touchdowns: --

T.J. Atimalala

SR • DL • 3VL

5-11 | 268

NORTH LAS VEGAS, NEV.

DESERT PINES (USMAPS)

2015: Started every game this season ... second on the team with 5.5 tackles for losses of 16 yards ... 28 tackles on the season ... recorded five tackles, including three solo stops versus Fordham ... had one tackle for loss opposite the Rams ... registered career-best six tackles, including three solo stops at Connecticut ... had 2.5 tackles for loss opposite the Huskies ... totaled five solo stops, including two for a loss against Wake Forest ... assisted on one stop at Eastern Michigan ... did not figure statistically at Penn State ... registered four tackles, including three solo stops versus Duke ... assisted on three tackles against Bucknell ... had one solo tackle at Rice ... made three solo tackles at Air Force.

2015 ARMY WEST POINT FOOTBALL GAME NOTES

CAREER GAME-BY-GAME

2015

Opponent	UT	AT	TT	TFL-Yds	Sacks-Yds	FF	FR-Yds	Int	PD
FORDHAM	3	2	5	1.0-3	0-0	0	0-0	0	0
at Connecticut	3	3	6	2.5-11	0-0	0	0-0	0	0
WAKE FOREST	5	0	5	2.0-2	0-0	0	0-0	0	0
at EMU	0	1	1	0-0	0-0	0	0-0	0	0
at Penn State	0	0	0	0-0	0-0	0	0-0	0	0
DUKE	3	1	4	0-0	0-0	0	0-0	0	0
BUCKNELL	0	3	3	0-0	0-0	0	0-0	0	0
at Rice	1	0	1	0-0	0-0	0	0-0	0	0
at Air Force	3	0	3	0-0	0-0	0	0-0	0	0
TULANE									
RUTGERS									
vs. Navy									

2014

Opponent	UT	AT	TT	TFL-Yds	Sacks-Yds	FF	FR-Yds	Int	PD
BUFFALO	0	0	0	0-0	0-0	0	0-0	0	0
at Stanford	0	0	0	0-0	0-0	0	0-0	0	0
at Wake Forest	2	0	2	0-0	0-0	0	0-0	0	0
at Yale	1	0	1	0-0	0-0	0	0-0	0	0
BALL STATE	0	0	0	0-0	0-0	0	0-0	0	0
RICE	0	0	0	0-0	0-0	0	0-0	0	0
at Kent State	0	1	1	0-0	0-0	0	0-0	0	0
AIR FORCE	0	0	0	0-0	0-0	0	0-0	0	0
vs. Connecticut	0	0	0	0-0	0-0	0	0-0	0	0
at W. Kentucky	0	0	0	0-0	0-0	0	0-0	0	0
FORDHAM	1	0	1	0-0	0-0	0	0-0	0	0
vs. Navy	0	0	0	0-0	0-0	0	0-0	0	0

2013

Opponent	UT	AT	TT	TFL-Yds	Sacks-Yds	FF	FR-Yds	Int	PD
MORGAN ST.	0	0	0	0-0	0-0	0	0-0	0	0
at Ball State	0	2	2	0-0	0-0	0	0-0	0	0
STANFORD	0	0	0	0-0	0-0	0	0-0	0	0
WFU	0	0	0	0-0	0-0	0	0-0	0	0
vs. La. Tech	0	1	1	0-0	0-0	0	0-0	0	0
at BC	0	0	0	0-0	0-0	0	0-0	0	0
EMU	0	1	1	0-0	0-0	0	0-0	0	0
at Temple	0	0	0	0-0	0-0	0	0-0	0	0
at Air Force	0	0	0	0-0	0-0	0	0-0	0	0
WKU	0	0	0	0-0	0-0	0	0-0	0	0
at Hawai'i	0	0	0	0-0	0-0	0	0-0	0	0
vs. Navy	0	0	0	0-0	0-0	0	0-0	0	0

2012

Opponent	UT	AT	TT	TFL-Yds	Sacks-Yds	FF	FR-Yds	Int	PD
at SDSU	0	0	0	0-0	0-0	0	0-0	0	0
STONY BROOK	0	1	1	0-0	0-0	0	0-0	0	0
BC	0	1	1	0-0	0-0	0	0-0	0	0
KENT ST.	1	1	2	1.5-1	0-0	0	0-0	0	0
at EMU	1	0	1	0-0	0-0	0	0-0	0	0
BALL ST.	0	1	1	0.5-1	0-0	0	0-0	0	0
AIR FORCE	0	0	0	0-0	0-0	0	0-0	0	0
at Rutgers	0	1	1	0-0	0-0	0	0-0	0	0
TEMPLE	0	0	0	0-0	0-0	0	0-0	0	0

DEFENSIVE STATISTICS

Year	G-GS	TT-PT-AT	TFL-Yds	QBS	FR	PD	Int.	Blk.
2012	9-4	7-2-5	2.0-2	0-0	0	0	0	0
2013	12-1	4-2-2	0.0-0	0-0	0	0	0	0
2014	12-2	5-4-1	0.0-0	0-0	0	0	0	0
2015	9-9	25-18-10	3.5-14	0-0	0	0	0	0
Totals	41-15	44-26-18	5.5-16	0-0	0	0	0	0

CAREER HIGHS

Tackles: 6, at Connecticut, 9-12-15
Solo Tackles: 3, 4x-last at Air Force, 11-7-15
Assisted Tackles: 3, 2x last vs. Bucknell 10-17-15
Tackles for Loss: 2.5, at Connecticut, 9-12-15

Alex Aukerman

SO • LB • 1VL

6-1 | 228

GREENWOOD, IND.

CENTER GROVE

2015: Played in every game ... listed with the starting unit in six games ... 25 tackles on the season, including 2.5 for a loss and a fumble recovery ... made first-career tackle against Fordham ... did not figure statistically opposite the Rams ... assisted on two tackles at Connecticut ... contributed one solo stop at Eastern Michigan ... totaled two tackles, including one solo stop, and one for a loss against Wake Forest ... recorded five tackles, two solo, at Penn State ... finished with three stops, including one solo tackle versus Duke ... made four tackles, two solo, against Bucknell ... had four tackles, three solo, including one for a loss and a fumble recovery at Rice ... made four tackles, two solo, and combined on one for a loss at Air Force.

CAREER GAME-BY-GAME

2015

Opponent	UT	AT	TT	TFL-Yds	Sacks-Yds	FF	FR-Yds	Int	PD
FORDHAM	0	0	0	0-0	0-0	0	0-0	0	0
at Connecticut	0	2	2	0-0	0-0	0	0-0	0	0
WAKE FOREST	1	1	2	1.0-1	0-0	0	0-0	0	0
at EMU	1	0	1	0-0	0-0	0	0-0	0	0
at Penn State	2	3	5	0-0	0-0	0	0-0	0	0
DUKE	1	2	3	0-0	0-0	0	0-0	0	0
BUCKNELL	2	2	4	0-0	0-0	0	0-0	0	0
at Rice	3	1	4	1.0-2	0-0	0	1-0	0	0
at Air Force	2	2	4	0.5-0	0-0	0	0-0	0	0
TULANE									
RUTGERS									
vs. Navy									

2014

Opponent	UT	AT	TT	TFL-Yds	Sacks-Yds	FF	FR-Yds	Int	PD
BUFFALO	0	0	0	0-0	0-0	0	0-0	0	0
at Stanford	0	0	0	0-0	0-0	0	0-0	0	0
at Wake Forest	0	0	0	0-0	0-0	0	0-0	0	0
at Yale	0	0	0	0-0	0-0	0	0-0	0	0
BALL STATE	0	0	0	0-0	0-0	0	0-0	0	0
RICE	0	0	0	0-0	0-0	0	0-0	0	0
at Kent State	0	0	0	0-0	0-0	0	0-0	0	0
AIR FORCE	0	0	0	0-0	0-0	0	0-0	0	0
vs. Connecticut	2	0	2	0-0	0-0	0	0-0	0	0
at W. Kentucky	0	0	0	0-0	0-0	0	0-0	0	0
FORDHAM	0	0	0	0-0	0-0	0	0-0	0	0
vs. Navy	0	0	0	0-0	0-0	0	0-0	0	0

DEFENSIVE STATISTICS

Year	G-GS	TT-PT-AT	TFL-Yds	QBS	FR	PD	Int.	Blk.
2014	11-0	2-2-0	0.0-0	0-0	0	0	0	0
2015	9-6	25-12-13	2.5-3	0-0	1	0	0	0
Totals	120-6	27-14-13	2.5-3	0-0	1	0	0	0

CAREER HIGHS

Tackles: 5 at Penn State, 10-3-15
Solo Tackles: 3 at Rice, 10-24-15
Assisted Tackles: 3 at Penn State, 10-3-15
Tackles for Loss: 1.0 vs. Wake Forest, 9-19-15
Fumble recoveries: 1 at Rice, 10-24-15

Clay Barton

SO • LS

5-10 | 185

CUMMING, GA.

NORTH FORSYTH

2015: Has not appeared in a varsity game this season.

CAREER GAME-BY-GAME

2015 — RECEIVING

Opponent	No.	Yds	Avg	TD	Lg
FORDHAM	0	0	0	0	0
at Connecticut	0	0	0	0	0
WAKE FOREST	1	31	31.0	0	31
at Eastern Michigan	2	67	33.5	0	49
at Penn State	0	0	0	0	0
DUKE	0	0	0	0	0
BUCKNELL	1	7	7.0	0	7
at Rice	1	16	16.0	1	16
at Air Force	0	0	0	0	0
TULANE					
RUTGERS					
vs. Navy					

2014 — RECEIVING

Opponent	No.	Yds	Avg	TD	Lg
BUFFALO	0	0	0	0	0
at Stanford	1	-4	-4.0	0	0
at Wake Forest	0	0	0	0	0
at Yale			DNP		
BALL STATE	0	0	0	0	0
RICE	0	0	0	0	0
at Kent State			DNP		
AIR FORCE			DNP		
vs. Connecticut			DNP		
at W. Kentucky			DNP		
FORDHAM			DNP		
vs. Navy			DNP		

2015 — RUSHING

Opponent	No.	Yds	Avg	TD	Lg
at Connecticut	1	-6	-6.0	0	--

2014 — KICKOFF RETURNS

Opponent	No.	Yds	Avg	TD	Lg
BUFFALO	1	2	2.0	0	2

RECEIVING STATISTICS

Year	G-GS	Rec.	Yds.	Avg.	TD	Long/Opp.
2014	5-0	1	-4	-4.0	0	--/--
2015	9-7	5	121	24.2	1	49/E. Michigan
Totals	14-7	6	117	19.5	1	49/E. Michigan

RUSHING STATISTICS

Year	G-GS	Att.	Yds.	Avg.	TD	Long/Opp.
2014	5-0	0	0	0.0	0	0/--
2015	9-7	1	-6	-6.0	0	0/--
Totals	14-7	1	-6	-6.0	0	0/--

KICK RETURN STATISTICS

Year	G-GS	Ret.	Yds.	Avg.	TD	Long/Opp.
2014	5-0	1	2	2.0	0	2/BUFFALO
2015	9-7	0	0	0.0	0	0/--
Totals	14-7	1	2	2.0	0	2/BUFFALO

CAREER HIGHS

Receptions: 2, at Eastern Michigan, 9-26-15
Receiving Yards: 67, at Eastern Michigan, 9-26-15
Long Reception: 49, at Eastern Michigan, 9-26-15
Touchdowns: 1 at Rice, 10-24-15
Kickoff Returns: 1 vs. Buffalo, 9-6-12
Kickoff Return Yards: 2 vs. Buffalo, 9-6-12
Long Kickoff Return: 2 vs. Buffalo, 9-6-12
Rushing Attempts: 1 at Connecticut, 9-12-15
Rushing Yards: --
Long Rush: --
Rushing Touchdowns: --

2015 ARMY WEST POINT FOOTBALL GAME NOTES

Nicholas Black

FR • RB

5-8 | 188

THE WOODLANDS, TEXAS

THE WOODLANDS (USMAPS)

2015: Has appeared in every game ... made first-career start versus Wake Forest ... six rushes for 25 yards on the season ... made collegiate debut versus Fordham ... carried once for one yard opposite the Demon Deacons ... carried once for 13 yards at Eastern Michigan ... returned two kickoffs for a total of 28 yards ... long return of 16 yards against the Eagles ... rushed once for two yards at Penn State ... ran twice for three yards at Rice ... made first-collegiate reception for 12 yards at Air Force ... carried once for six yards opposite the Falcons.

High School: Lettered all four years of football at The Woodlands High School ... played wide receiver and running back ... two-time team captain ... played a year of football at USMAPS.

Personal: Given name is Nicholas Larnell Black ... parents are James and Dildred Black ... major is undeclared.

CAREER GAME-BY-GAME

2015 — RECEIVING

Opponent	No.	Yds	Avg	TD	Lg
FORDHAM	0	0	0	0	0
at Connecticut	0	0	0	0	0
WAKE FOREST	0	0	0	0	0
at Eastern Michigan	0	0	0	0	0
at Penn State	0	0	0	0	0
DUKE	0	0	0	0	0
BUCKNELL	0	0	0	0	0
at Rice	0	0	0	0	0
at Air Force	1	12	12.0	0	12
TULANE					
RUTGERS					
vs. Navy					

2015 — RUSHING

Opponent	No.	Yds	Avg	TD	Lg
FORDHAM	0	0	0	0	0
at Connecticut	0	0	0	0	0
WAKE FOREST	1	1	1.0	0	1
at Eastern Michigan	1	13	13.0	0	13
at Penn State	1	2	2.0	0	2
DUKE	0	0	0	0	0
BUCKNELL	0	0	0	0	0
at Rice	2	3	1.5	0	4
at Air Force	1	6	6.0	0	6
TULANE					
RUTGERS					
vs. Navy					

2015 — KICKOFF RETURNS

Opponent	No.	Yds	Avg	TD	Lg
at Eastern Michigan	2	28	14.0	0	16

2015 — PUNT RETURNS

Opponent	No.	Yds	Avg	TD	Lg
BUCKNELL	3	-4	--	0	--

RUSHING STATISTICS

Year	G-GS	Att.	Yds.	Avg.	TD	Long/Opp.
2015	9-1	6	25	4.1	0	13/E.Michigan
Totals	9-1	6	25	4.1	0	13/E.Michigan

RECEIVING STATISTICS

Year	G-GS	Rec.	Yds.	Avg.	TD	Long/Opp.
2015	9-1	1	12	12.0	0	12/Air Force
Totals	9-1	1	12	12.0	0	12/Air Force

KICK RETURN STATISTICS

Year	G-GS	Ret.	Yds.	Avg.	TD	Long/Opp.
2015	8-1	2	28	14.0	0	16/E.Michigan
Totals	8-1	2	28	14.0	0	16/E.Michigan

CAREER HIGHS

Rushing Attempts: 2 at Rice, 10-24-15

Rushing Yards: 13, at Eastern Michigan, 9-26-15

Long Rush: 13, at Eastern Michigan, 9-26-15

Rushing Touchdowns:

Receptions: 1 at Air Force, 11-7-15

Receiving Yards: 12 at Air Force, 11-7-15

Long Reception:

Receiving Touchdowns:

Kickoff Returns: 2, at Eastern Michigan, 9-26-15

Kickoff Return Yards: 28, at Eastern Michigan, 9-26-15

Long Kickoff Return: 16, at Eastern Michigan, 9-26-15

Ahmad Bradshaw

SO • QB

5-11 | 198

CHICAGO, ILL.

GWENDOLYN BROOKS (USMAPS)

2015: Announced as the starting quarterback at the end of fall camp ... started the first four games and six of seven overall ... did not play at Penn State or Rice ... came off the bench versus Duke ... started the Bucknell and Air Force games ... 110 rushes for 378 yards and four touchdowns ... two 100-yard rushing games ... averages 3.4 yards per rush ... connected on 17-of-38 pass attempts for 308 yards ... three passing touchdowns and two interceptions ... made career debut in the season opener against Fordham ... completed 6-of-14 passes for 107 yards ... tossed a pair of touchdowns ... long pass of 33 yards ... rushed 20 times for 143 yards and two scores ... long run of 15 yards ... averaged 7.2 yards per carry opposite the Rams ... started at Connecticut and carried 16 times for 129 yards (8.1 yards per carry) and one touchdown ... long TD run of 56 yards against the Huskies ... 1-for-3 passing for five yards at UConn ... ran 22 times for 61 yards and a touchdown versus Wake Forest ... long rush of 12 yards opposite the Demon Deacons ... 2-for-3 passing for 54 yards against Wake Forest ... ran 11 times for eight yards at Eastern Michigan in first half ... completed both pass attempts for 28 yards and a TD against the Eagles ... fired a 10-yard scoring pass to Edgar Poe ... completed 2-of-6 passes for 55 yards versus Duke ... long completion of 37 yards to Kelvin White ... ran seven times for 28 yards against Bucknell ... went 2-of-2 through the air for 14 yards against the Bison ... ran for 42 yards on 20 carries at Air Force ... 2-for-8 passing for 45 yards opposite the Falcons.

CAREER GAME-BY-GAME

2015 — PASSING

Opponent	Comp.	Att.	Int.	Yds	TD	Lg
FORDHAM	6	14	1	107	2	33
at Connecticut	1	3	0	5	0	5
WAKE FOREST	2	3	0	54	0	31
at EMU	2	2	0	28	1	18
at Penn State			DNP			
DUKE	2	6	1	55	0	37
BUCKNELL	2	2	0	14	0	7
at Rice			DNP			
at Air Force	2	8	0	45	0	33
TULANE						
RUTGERS						
vs. Navy						

2015 — RUSHING

Opponent	No.	Yds	Avg	TD	Lg
FORDHAM	20	143	7.2	2	15
at Connecticut	16	129	8.1	1	56
WAKE FOREST	22	61	2.8	1	12
at EMU	11	27	0.7	0	6
at Penn State			DNP		
DUKE	15	-33	-2.2	0	10
BUCKNELL	7	28	4.0	0	6
at Rice			DNP		
at Air Force	20	42	2.1	0	11
TULANE					
RUTGERS					
vs. Navy					

PASSING STATISTICS

Year	G-GS	C	A	Pct.	Yds.	Int.	TD	Long/Opp.
2015	7-6	17	38	.447	308	2	3	37/DUKE
TOTALS	7-6	17	38	.447	308	2	3	37/DUKE

RUSHING STATISTICS

Year	G-GS	Att.	Yds.	Avg.	TD	Long/Opp.
2015	7-6	110	378	3.4	4	56/UConn
Totals	7-6	110	378	3.4	4	56/UConn

CAREER HIGHS

Passing Attempts: 14 vs. Fordham, 9-4-15

Pass Completions: 6 vs. Fordham, 9-4-15

Passing Yards: 107 vs. Fordham, 9-4-15

Passing Touchdowns: 2 vs. Fordham, 9-4-15

Long Pass: 37 vs. Duke, 10-10-15

Rushing Attempts: 22 vs. Wake Forest, 9-19-15

Rushing Yards: 143 vs. Fordham, 9-4-15

Rushing Touchdowns: 2 vs. Fordham, 9-4-15

Long Rush: 56 at Connecticut, 9-12-15

Cale Brewer

JR • K • 1VL

6-0 | 196

PROSPER, TEXAS

PROSPER

2015: Kicked off once for a touchback at Eastern Michigan.

CAREER GAME-BY-GAME

2015 - KICKING

Opponent	FG	FGA	Distance (made)	PAT
FORDHAM		DNP		
at Connecticut		DNP		
WAKE FOREST		DNP		
at EMU	0	0	---	0-0
at Penn State		DNP		
DUKE		DNP		
BUCKNELL		DNP		
at Rice		DNP		
at Air Force		DNP		
TULANE				
RUTGERS				
vs. Navy				

2014 - KICKING

Opponent	FG	FGA	Distance (made)	PAT
BUFFALO	0	0	---	1-1
at Stanford		DNP		
at Wake Forest		DNP		
at Yale		DNP		
BALL STATE		DNP		
RICE		DNP		
at Kent State		DNP		
AIR FORCE		DNP		
vs. Connecticut	0	0	--	0-0
at W. Kentucky	0	0	--	0-0
FORDHAM	0	0	--	0-0
vs. Navy	0	0	--	0-0

2013 - KICKING

Opponent	FG	FGA	Distance (made)	PAT
Eastern Michigan	0	0	---	1-1

2015 - KICKOFFS

Opponent	No.	Yds	Avg	TB	OB
at Eastern Michigan	1	65	65.0	1	0

2014 - KICKOFFS

Opponent	No.	Yds	Avg	TB	OB
BUFFALO	0	0	0	0	0
at Stanford		DNP			
at Wake Forest		DNP			
at Yale		DNP			
BALL STATE		DNP			
RICE		DNP			
at Kent State		DNP			
AIR FORCE		DNP			
vs. Connecticut	6	370	61.7	0	0
at W. Kentucky	5	292	58.4	1	0
FORDHAM	7	373	53.3	0	1
vs. Navy	0	0	0	0	0

2013 - KICKOFFS

Opponent	No.	Yds	Avg	TB	OB
EMU	8	411	51.4	0	1

KICKING STATISTICS

Year	11-29	30-39	40-49	50+	FGs	PATs	Pts.	Long/Opp.
2013	0-0	0-0	0-0	0-0	0-0	1-1	1	---
2014	0-0	0-0	0-0	0-0	0-0	1-1	1	---
2015	0-0	0-0	0-0	0-0	0-0	0-0	0	---
Totals	0-0	0-0	0-0	0-0	0-0	2-2	2	

KICKOFF STATISTICS

Year	No.	Yds	Avg	TB	OB
2013	8	411	51.4	0	1
2014	18	1,035	57.7	1	1
2015	1	65	65.0	1	0
Totals	27	1,511	55.9	2	2

CAREER HIGHS

PAT Attempts: 1-2x, last vs. Buffalo, 9-6-14

PATs: 1-2x, last vs. Buffalo, 9-6-14

Kickoffs: 8, vs. Eastern Michigan, 10-12-13

Kickoff Yards: 411, vs. Eastern Michigan, 10-12-13

Touchbacks: 1-2x, last at Eastern Michigan, 9-26-15

2015 ARMY WEST POINT FOOTBALL GAME NOTES

Kenneth Brinson
FR • LB
6-2 | 225
KENNESAW, GA.
MARIST SCHOOL

Selected as one of five National High School Scholar-Athletes by the National Football Foundation & College Hall of Fame and will be honored in December for the accomplishment. Each recipient is selected as the best of the best from his region of the country at the high school level. The five honorees, which are now playing college football after graduating high school in 2015, are being recognized solely for their accomplishments in high school. Brinson is joined by Boston College's Zachary Allen, Tulsa's William Hefley, Northwestern's Jelani Roberts and Josh Rosen of UCLA, as the five recipients.

2015: Has appeared in every game, with four starts ... earned first-career start against Wake Forest ... also started opposite Duke and Bucknell ... 10 career tackles ... made career debut against Fordham ... registered one solo tackle opposite the Rams ... contributed one solo stop at Connecticut ... assisted on three tackles against Wake Forest ... collected first career sack opposite the Demon Deacons with Jeremy Timpf ... made one tackle for a loss of two yards at Penn State ... assisted on three stops in the Duke game ... assisted on one tackle at Air Force.

High School: A three-sport athlete at The Marist School in Atlanta, Ga. ... earned four letters in football, track & field and wrestling ... football positions included defensive end, outside linebacker and fullback ... a two-year football and track & field captain ... captained the wrestling team for one season ... The Marist School's career sack leader ... earned Most Valuable Player and Most Valuable Lineman honors during his time at The Marist School ... also collected a number of awards in track & field and wrestling.

Personal: Given name is Kenneth Cornelius Brinson, Jr. ... parents are Ken C. Brinson, Sr. and Lucretia C. Brinson ... enjoys reading ... major is undeclared.

CAREER GAME-BY-GAME

2015	Opponent	UT	AT	TT	TFL-Yds	Sacks-Yds	FF	FR-Yds	Int	PD
FORDHAM	1	0	1	0-0	0-0	0	0-0	0	0	0
at Connecticut	1	0	1	0-0	0-0	0	0-0	0	0	0
WAKE FOREST	0	3	3	0.5-3	0.5-3	0	0-0	0	0	0
at EMU	0	0	0	0-0	0-0	0	0-0	0	0	0
at Penn State	1	0	1	1.0-2	0-0	0	0-0	0	0	0
DUKE	0	3	3	0-0	0-0	0	0-0	0	0	0
BUCKNELL	0	0	0	0-0	0-0	0	0-0	0	0	0
at Rice	0	0	0	0-0	0-0	0	0-0	0	0	0
at Air Force	0	1	1	0-0	0-0	0	0-0	0	0	0
TULANE										
RUTGERS										
vs. Navy										

DEFENSIVE STATISTICS

Year	G-GS	TT-PT-AT	TFL-Yds	QBS	FR	PD	Int.	Blk.
2015	9-4	10-3-7	1.5-5	0.5-3	0	0	0	0
Totals	9-4	10-3-7	1.5-5	0.5-3	0	0	0	0

CAREER HIGHS

Tackles: 3 vs. Duke, 10-10-15
Solo Tackles: 1 3x-last at Penn State, 10-3-15
Assisted Tackles: 3 vs. Duke, 10-10-15
Tackles for Loss: 1.0 at Penn State, 10-3-15
Sacks: 0.5 vs. Wake Forest, 9-19-15

Tyler Campbell
FR • RB
5-11 | 170
SUWANEE, GA.
PEACHTREE RIDGE

2015: Has appeared in five games ... made career debut versus Fordham ... caught one pass for five yards opposite the Rams ... rushed three times for 19 yards versus Duke ... did not figure statistically at Eastern Michigan or Penn State ... carried once for one yard at Air Force.

High School: Lettered in football and track & field at Duluth High School ... garnered Gwinnett County Player of the Month honors in October 2012 as a quarterback ... also earned two letters in football at Peachtree Ridge High School ... captained the team in 2014 ... collected a number of awards during his two seasons at Peachtree Ridge, including Gwinnett County Player of the Month (Oct. 2014) ... an all-region and all-county choice as a slot receiver in 2014 ... scored 10 touchdowns as a senior.

Personal: Given name is Tyler Alexander Campbell ... parents are Richard Campbell and Wendy Gatlin ... enjoys watching movies ... brother, Myles, plays football at Georgia Southern ... major is undeclared.

CAREER GAME-BY-GAME

2015 — RUSHING	Opponent	No.	Yds	Avg	TD	Lg
FORDHAM	0	0	0	0	0	0
at Connecticut			DNP			
WAKE FOREST			DNP			
at Eastern Michigan	0	0	0	0	0	0
at Penn State	0	0	0	0	0	0
DUKE	3	19	6.3	0	11	
BUCKNELL			DNP			
at Rice			DNP			
at Air Force	1	1	1.0	0	1	
TULANE						
RUTGERS						
vs. Navy						

2015 — RECEIVING

Opponent	No.	Yds	Avg	TD	Lg
FORDHAM	1	5	5.0	0	5
at Connecticut			DNP		
WAKE FOREST			DNP		
at Eastern Michigan	0	0	0	0	0
at Penn State	0	0	0	0	0
DUKE	0	0	0	0	0
BUCKNELL			DNP		
at Rice			DNP		
at Air Force	0	0	0	0	0
TULANE					
RUTGERS					
vs. Navy					

RUSHING STATISTICS

Year	G-GS	Att.	Yds.	Avg.	TD	Long/Opp.
2015	5-0	4	20	5.0	0	11/DUKE
Totals	5-0	4	20	5.0	0	11/DUKE

RECEIVING STATISTICS

Year	G-GS	Rec.	Yds.	Avg.	TD	Long/Opp.
2015	5-0	1	5	5.0	0	5/FORDHAM
Totals	5-0	1	5	5.0	0	5/FORDHAM

CAREER HIGHS

Receptions: 1 vs. Fordham, 9-4-15
Receiving Yards: 5 vs. Fordham, 9-4-15
Long Reception: 5 vs. Fordham, 9-4-15
Receiving Touchdowns: --
Rushing Attempts: 3 vs. Duke, 10-10-15
Rushing Yards: 19 vs. Duke, 10-10-15
Long Rush: 11 vs. Duke, 10-10-15
Rushing Touchdowns: --

Chris Carnegie
SR • DB • 3VL
6-0 | 200
OAKLAND, CALIF.
SAINT MARY'S COLLEGE (USMAPS)

2015: Played in every game, including eight starts ... credited with 23 tackles, one interception, one sack and six pass breakups ... finished with six tackles, including five solo stops and a pass breakup against Fordham ... recorded first career sack for a loss of three yards versus the Rams ... totaled three solo tackles and broke up two passes at Connecticut ... recorded two solo tackles against Wake Forest ... registered five tackles, three solo, including one for a loss at Eastern Michigan ... recorded three stops, one solo, at Penn State ... notched one solo stop versus Duke ... made a critical fourth-quarter interception, broke up three passes and totaled three solo stops against Bucknell.

CAREER GAME-BY-GAME

2015	Opponent	UT	AT	TT	TFL-Yds	Sacks-Yds	FF	FR-Yds	Int	PD
FORDHAM	5	1	6	1.0-3	1.0-3	0	0-0	0	1	
at Connecticut	3	0	3	0-0	0-0	0	0-0	0	2	
WAKE FOREST	2	0	2	0-0	0-0	0	0-0	0	0	0
at EMU	3	2	5	1.0-2	0-0	0	0-0	0	0	0
at Penn State	1	2	3	0-0	0-0	0	0-0	0	0	0
DUKE	1	0	1	0-0	0-0	0	0-0	0	0	0
BUCKNELL	3	0	3	0-0	0-0	0	0-0	1	3	
at Rice	0	0	0	0-0	0-0	0	0-0	0	0	0
at Air Force	0	0	0	0-0	0-0	0	0-0	0	0	0
TULANE										
RUTGERS										
vs. Navy										

2014	Opponent	UT	AT	TT	TFL-Yds	Sacks-Yds	FF	FR-Yds	Int	PD
BUFFALO	6	0	6	0-0	0-0	0	0-0	1	1	
at Stanford	3	3	3	0-0	0-0	0	0-0	0	0	
at Wake Forest	2	0	2	0-0	0-0	0	0-0	0	0	0
at Yale	1	0	1	0-0	0-0	0	0-0	0	0	1
BALL STATE	4	1	5	0-0	0-0	1	1-0	0	0	
RICE	4	1	5	0-0	0-0	0	0-0	0	0	1
at Kent State	4	0	4	0-0	0-0	0	0-0	0	0	0
AIR FORCE	4	2	6	0-0	0-0	0	0-0	0	0	1
vs Connecticut	4	1	5	0-0	0-0	0	0-0	2	1	
at W. Kentucky	5	0	5	0-0	0-0	0	0-0	0	0	1
FORDHAM	6	0	6	1.0-2	0-0	0	0-0	0	0	1
vs. Navy	1	2	3	0-0	0-0	0	0-0	0	0	0

2013	Opponent	UT	AT	TT	TFL-Yds	Sacks-Yds	FF	FR-Yds	Int	PD
at Ball State	2	1	3	0.5-1	0-0	1	0-0	0	0	0
STANFORD	6	2	8	0.0-0	0-0	0	0-0	0	0	0
WVU	3	1	4	0.0-0	0-0	0	0-0	0	0	0
vs. La. Tech	2	0	2	0.0-0	0-0	0	0-0	0	0	0
at BC	1	3	4	0.0-0	0-0	0	0-0	0	0	0
EMU	1	1	2	0.0-0	0-0	0	0-0	0	0	0
at Temple	3	1	4	1.0-3	0-0	1	0-0	0	0	0
at Air Force	2	1	3	0.0-0	0-0	0	0-0	0	0	0
WKU	2	3	5	0.0-0	0-0	0	0-0	0	0	1
at Hawai'i	9	4	13	0.0-0	0-0	0	0-0	1	0	
vs. Navy	2	0	2	0.0-0	0-0	0	0-0	0	0	0

2015 ARMY WEST POINT FOOTBALL GAME NOTES

2014 — KICKOFF RETURNS

Opponent	No.	Yds	Avg	TD	Lg
BUFFALO	1	33	33.0	0	33
at Yale	1	17	17.0	0	17
at Kent State	4	71	17.7	0	24
vs. Connecticut	1	18	18.0	0	18

2012

Opponent	UT	AT	TT	TFL-Yds	Sacks-Yds	FF	FR-Yds	Int	PD
at SDSU	1	0	1	0-0	0-0	0	0-0	0	0
N. ILLINOIS	0	1	0	0-0	0-0	0	0-0	0	0
at WFU	3	0	3	0-0	0-0	0	0-0	0	1
STONY BROOK	7	2	9	0-0	0-0	0	0-0	0	0
BC	2	1	3	0-0	0-0	0	0-0	0	0
KENT ST.	3	0	3	1.0-3	0-0	0	0-0	0	0
at EMU	3	2	5	0-0	0-0	0	0-0	0	0
BALL ST.	6	1	7	0-0	0-0	0	0-0	0	1
AIR FORCE	2	0	2	0-0	0-0	0	0-0	0	1
at Rutgers	2	3	5	0-0	0-0	0	0-0	0	0
TEMPLE	6	2	8	0-0	0-0	0	0-0	0	0
vs. Navy	2	0	2	0-0	0-0	0	0-0	0	0

DEFENSIVE STATISTICS

Year	G-GS	TT-PT-AT	TFL	QBS	FR	PD	Int.	Blk.
2012	12-10	49-37-12	0-0	0-0	0	3	0	0
2013	11-10	50-33-17	1.5-4	0-0	0	1	1	0
2014	12-12	54-44-10	1.0-2	0-0	1	7	3	0
2015	9-8	23-18-5	2.0-5	1.0-3	0	6	1	0
Totals	44-39	176-132-44	4.5-11	1.0-3	1	17	5	0

KICK RETURN STATISTICS

Year	G-GS	Ret.	Yds.	Avg.	TD	Long/Opp.
2014	12-12	8	156	19.5	0	33/BUFFALO
Totals	44-39	8	156	19.5	0	33/BUFFALO

CAREER HIGHS

Tackles: 13 vs. Hawai'i, 11-30-13
Solo Tackles: 9 vs. Hawai'i, 11-30-13
Assisted Tackles: 4 vs. Hawai'i, 11-30-13
Tackles for Loss: 1.0-4x, last at Eastern Michigan, 9-26-15
Pass Breakups: 3 vs. Bucknell, 10-17-15
Fumble Recoveries: 1 vs. Ball State, 10-4-14
Forced Fumbles: 1-2x, vs. Ball State, 10-4-14; vs. Ball State, 9-7-13
Interceptions: 2 vs. Connecticut, 11-8-14
Kickoff Returns: 4 at Kent State, 10-18-14
Kickoff Return Yards: 71 at Kent State, 10-18-14
Long Kickoff Return: 33 vs. Buffalo, 9-6-12

Andy Davidson

FR • LB

6-2 | 220

ALLENTOWN, PA.

EMMAUS

2015: Has appeared in every game ... made career debut in the Fordham game ... registered one solo tackle against the Rams ... assisted on one tackle at Connecticut.

High School: Four-year letterwinner in football at Emmaus High School ... was an outside linebacker and running back for head coach Randy Cuthbert ... team captain as a senior ... All-State linebacker and two-time conference most valuable player ... holds the school record for rushing yards and touchdowns in a single season ... lettered three years in lacrosse under head coach Scott Ketcham ... played on the defensive side of the field ... named All-Conference and was a two-time district champion.

Personal: Given name is Andrew Thomas Davidson ... parents are Brian and Linda Davidson ... uncle, Mark Davidson, is in the Air Force ... major is undeclared.

CAREER GAME-BY-GAME

2015

Opponent	UT	AT	TT	TFL-Yds	Sacks-Yds	FF	FR-Yds	Int	PD
FORDHAM	1	0	1	0-0	0-0	0	0-0	0	0
at Connecticut	0	1	1	0-0	0-0	0	0-0	0	0
WAKE FOREST	0	0	0	0-0	0-0	0	0-0	0	0
at EMU	0	0	0	0-0	0-0	0	0-0	0	0
at Penn State	0	0	0	0-0	0-0	0	0-0	0	0
DUKE	0	0	0	0-0	0-0	0	0-0	0	0
BUCKNELL	0	0	0	0-0	0-0	0	0-0	0	0
at Rice	0	0	0	0-0	0-0	0	0-0	0	0
at Air Force	0	0	0	0-0	0-0	0	0-0	0	0
TULANE									
RUTGERS									
vs. Navy									

DEFENSIVE STATISTICS

Year	G-GS	TT-PT-AT	TFL-Yds	QBS	FR	PD	Int.	Blk.
2015	9-0	2-1-1	0.0-0	0-0	0	0	0	0
Totals	9-0	2-1-1	0.0-0	0-0	0	0	0	0

CAREER HIGHS

Tackles: 1, 2x last at Connecticut, 9-12-15
Solo Tackles: 1 vs. Fordham, 9-4-15
Assisted Tackles: 1, at Connecticut, 9-12-15
Tackles for Loss: 0

Christian Drake

FR • RB

5-0 | 178

PELHAM, GA.

PELHAM (USMAPS)

2015: Has appeared in five games ... made career debut versus Wake Forest ... carried twice for 37 yards, including a nine-yard TD run against the Demon Deacons ... ran twice for a total of four yards at Eastern Michigan ... carried once for a loss of 10 yards at Penn State ... ran once for three yards at Air Force.

High School: Lettered three years in football at Pelham High School ... was a running back and team captain as a senior ... lettered four years on the track and field team as a sprinter ... two-year team captain.

Personal: Given name is Christian Justice Drake ... parents are Kelvin Drake and Mollie Pollack ... major is undeclared.

RUSHING STATISTICS

Year	G-GS	Att.	Yds.	Avg.	TD	Long/Opp.
2015	5-0	6	34	5.6	1	9/Wake Forest
Totals	5-0	6	34	5.6	1	9/Wake Forest

RECEIVING STATISTICS

Year	G-GS	Rec.	Yds.	Avg.	TD	Long/Opp.
2015	5-0	0	0	0.0	0	--/--
Totals	5-0	0	0	0.0	0	--/--

CAREER HIGHS

Rushing Attempts: 2-2x, last at Eastern Michigan, 9-26-15
Rushing Yards: 37, vs. Wake Forest, 9-19-15
Long Rush: 9, vs. Wake Forest, 9-19-15
Rushing Touchdowns: 1, vs. Wake Forest, 9-19-15
Receptions:
Receiving Yards:
Long Reception:
Receiving Touchdowns: --

Jeff Ejekam

SO • WR

6-2 | 199

HOUSTON, TEXAS

BELLAIRE

2015: Has appeared in seven games ... made career debut against Fordham ... did not figure statistically against the Rams, Connecticut, Wake Forest, Eastern Michigan, Bucknell, Rice or Air Force.

CAREER GAME-BY-GAME

2015 — RECEIVING

Opponent	No.	Yds	Avg	TD	Lg
FORDHAM	0	0	0	0	0
at Connecticut	0	0	0	0	0
WAKE FOREST	0	0	0	0	0
at Eastern Michigan	0	0	0	0	0
at Penn State			DNP		
DUKE			DNP		
BUCKNELL	0	0	0	0	0
at Rice	0	0	0	0	0
at Air Force	0	0	0	0	0
TULANE					
RUTGERS					
vs. Navy					

RECEIVING STATISTICS

Year	G-GS	Rec.	Yds.	Avg.	TD	Long/Opp.
2014	0-0	0	0	0.0	0	--/--
2015	7-0	0	0	0.0	0	--/--
Totals	7-0	0	0	0.0	0	--/--

CAREER HIGHS

Receptions:
Receiving Yards:
Long Reception:
Touchdowns:

Colby Enegren

JR • OL • 2VL

6-2 | 279

FRANKLIN, MASS.

XAVERIAN BROTHERS (USMAPS)

2015: Has appeared in four games ... served reserve duty along the offensive line against Fordham, Connecticut, Wake Forest and Eastern Michigan.

2015 ARMY WEST POINT FOOTBALL GAME NOTES

Rhyan England
SO • DB • 1VL
5-10 | 192
SUWANEE, GA.
COLLINS HILL

2015: Played and started in eight games ... fifth on the team with 52 tackles ... 32 solo stops ... made six tackles, including four solo stops against Fordham ... broke up one pass versus the Rams ... paced the team with 13 total tackles, seven solo, at Connecticut ... contributed two tackles for a loss of five yards opposite the Huskies ... totaled three solo stops against Wake Forest ... had seven tackles, six solo, and recovered a fumble at Eastern Michigan ... also had one stop for a loss of two opposite the Eagles ... assisted on three tackles at Penn State ... registered three tackles against Bucknell ... second on the team with nine tackles, seven solo, and a pass breakup at Rice ... made eight tackles, four solo, at Air Force.

CAREER GAME-BY-GAME

2015

Opponent	UT	AT	TT	TFL-Yds	Sacks-Yds	FF	FR-Yds	Int	PD
FORDHAM	4	2	6	0-0	0-0	0	0-0	0	1
at Connecticut	7	6	13	2-0-5	0-0	0	0-0	0	0
WAKE FOREST	3	0	3	0-0	0-0	0	0-0	0	0
at EMU	6	1	7	1-0-2	0-0	0	1-0	0	0
at Penn State	0	3	3	0-0	0-0	0	0-0	0	0
DUKE				DNP					
BUCKNELL	1	2	3	0-0	0-0	0	0-0	0	0
at Rice	7	2	9	0-0	0-0	0	0-0	0	1
at Air Force	4	4	8	0-0	0-0	0	0-0	0	0
TULANE									
RUTGERS									
vs. Navy									

2014

Opponent	UT	AT	TT	TFL-Yds	Sacks-Yds	FF	FR-Yds	Int	PD
BUFFALO				DNP					
at Stanford				DNP					
at Wake Forest				DNP					
at Yale				DNP					
BALL STATE				DNP					
RICE	0	0	0	0-0	0-0	0	0-0	0	0
at Kent State	4	1	5	0-0	0-0	0	0-0	0	1
AIR FORCE	5	4	9	1-0-1	0-0	0	0-0	0	0
vs. Connecticut	3	1	4	0-0	0-0	0	0-0	0	0
at W. Kentucky	4	2	6	0-0	0-0	0	0-0	0	0
FORDHAM	4	1	5	0-0	0-0	0	0-0	0	0
vs. Navy	0	0	0	0-0	0-0	0	0-0	0	0

DEFENSIVE STATISTICS

Year	G-GS	TT-PT-AT	TFL-Yds	QBS	FR	PD	Int.	Blk.
2014	7-5	29-20-9	1-0-1	0-0	0	1	0	0
2015	8-8	52-32-20	3-0-7	0-0	1	2	0	0
Totals	15-13	81-52-29	4-0-8	0-0	1	3	0	0

CAREER HIGHS

Tackles: 13 at Connecticut, 9-12-15
Solo Tackles: 7 - 2x, last at Rice, 10-24-15
Assisted Tackles: 6 at Connecticut, 9-12-15
Tackles for Loss: 2.0 at Connecticut, 9-12-15
Pass Breakups: 1, 3x, las at Rice, 10-24-15
Fumble Recoveries: 1, at Eastern Michigan, 9-26-15

Justin Fahn
SR • LB
6-1 | 217
BRISTOL, TENN.
TENNESSEE H.S.

2015: Has appeared in every game this season ... has five tackles ... recorded one solo tackle in the season opener against Fordham ... registered two tackles, one solo, at Eastern Michigan ... made one solo stop at Penn State ... returned a short kickoff for three yards against Duke ... contributed one solo stop against Bucknell.

CAREER GAME-BY-GAME

2015

Opponent	UT	AT	TT	TFL-Yds	Sacks-Yds	FF	FR-Yds	Int	PD
FORDHAM	1	0	1	0-0	0-0	0	0-0	0	0
at Connecticut	0	0	0	0-0	0-0	0	0-0	0	0
WAKE FOREST	0	0	0	0-0	0-0	0	0-0	0	0
at EMU	1	1	2	0-0	0-0	0	0-0	0	0
at Penn State	1	0	1	0-0	0-0	0	0-0	0	0
DUKE	0	0	0	0-0	0-0	0	0-0	0	0
BUCKNELL	1	0	1	0-0	0-0	0	0-0	0	0
at Rice	0	0	0	0-0	0-0	0	0-0	0	0
at Air Force	0	0	0	0-0	0-0	0	0-0	0	0
TULANE									
RUTGERS									
vs. Navy									

2014

Opponent	UT	AT	TT	TFL-Yds	Sacks-Yds	FF	FR-Yds	Int	PD
BUFFALO	1	0	1	0-0	0-0	0	0-0	0	0
at Stanford	0	1	1	0-0	0-0	0	0-0	0	0
at Wake Forest	0	0	0	0-0	0-0	0	0-0	0	0
at Yale	0	0	0	0-0	0-0	0	0-0	0	0
BALL STATE	0	2	0	0-0	0-0	0	0-0	0	0
RICE	0	0	0	0-0	0-0	0	0-0	0	0
at Kent State	0	0	0	0-0	0-0	0	0-0	0	0
AIR FORCE				DNP					
vs. Connecticut				DNP					
at W. Kentucky				DNP					
FORDHAM				DNP					
vs. Navy				DNP					

DEFENSIVE STATISTICS

Year	G-GS	TT-PT-AT	TFL-Yds	QBS	FR	PD	Int.	Blk.
2014	7-0	4-1-3	0-0-0	0-0	0	0	0	0
2015	9-0	5-4-1	0-0-0	0-0	0	0	0	0
Totals	16-0	9-5-4	0-0-0	0-0	0	0	0	0

CAREER HIGHS

Tackles: 2-2x, last at Eastern Michigan, 9-26-15
Solo Tackles: 1 5x, last vs. Bucknell, 10-17-15
Assisted Tackles: 2 vs. Ball State, 10-4-14
Tackles for Loss:

Connor Farley

SR • LS
6-2 | 213
INNER GROVE HEIGHTS, MINN.
ST. THOMAS ACADEMY
(ST. JOHN'S (MINN.))

2015: Served as long snapper in eight games this season ... caught a two-point conversion on an extra point at Eastern Michigan.

Evan Finnane
SR • DL • 1VL
6-2 | 263
ELGIN, ILL.
ST. EDWARD

2015: Played in four games this season ... made his season debut against Fordham ... played against Connecticut, Penn State and Air Force, but did not figure statistically.

CAREER GAME-BY-GAME

2015

Opponent	UT	AT	TT	TFL-Yds	Sacks-Yds	FF	FR-Yds	Int	PD
FORDHAM	0	0	0	0-0	0-0	0	0-0	0	0
at Connecticut	0	0	0	0-0	0-0	0	0-0	0	0
WAKE FOREST				DNP					
at EMU				DNP					
at Penn State	0	0	0	0-0	0-0	0	0-0	0	0
DUKE				DNP					
BUCKNELL				DNP					
at Rice				DNP					
at Air Force	0	0	0	0-0	0-0	0	0-0	0	0
TULANE									
RUTGERS									
vs. Navy									

2014

Opponent	UT	AT	TT	TFL-Yds	Sacks-Yds	FF	FR-Yds	Int	PD
AIR FORCE	0	0	0	0-0	0-0	0	0-0	0	0

2013

Opponent	UT	AT	TT	TFL-Yds	Sacks-Yds	FF	FR-Yds	Int	PD
vs. La. Tech	0	0	0	0-0	0-0	0	0-0	0	0

DEFENSIVE STATISTICS

Year	G-GS	TT-PT-AT	TFL-Yds	QBS	FR	PD	Int.	Blk.
2013	1-0	0-0-0	0-0-0	0-0	0	0	0	0
2014	1-0	0-0-0	0-0-0	0-0	0	0	0	0
2015	4-0	0-0-0	0-0-0	0-0	0	0	0	0
Totals	6-0	0-0-0	0-0-0	0-0	0	0	0	0

CAREER HIGHS

Tackles:
Solo Tackles:
Assisted Tackles:
Tackles for Loss:

2015 ARMY WEST POINT FOOTBALL GAME NOTES

Matt Giachinta

SR • RB • 2VL

6-1 | 220

COLD SPRING, N.Y.

PARAMUS (N.J.) CATHOLIC (USMAPS)

2015: Team co-captain ... has appeared in every game ... listed with the starting unit on seven occasions ... 54 rushes for 258 yards and one score ... came off the bench in the season opener against Fordham and rushed three times for 10 yards, including a one-yard touchdown ... long rush of eight yards opposite the Rams ... caught one pass for five yards at Connecticut ... carried three times for six yards opposite the Huskies ... ran eight times for 32 yards against Wake Forest ... long rush of 10 yards opposite the Demon Deacons ... racked up 88 yards rushing on 13 carries at Eastern Michigan ... gained 34 yards on a fake punt against the Eagles ... ran seven times for 54 yards at Penn State ... carried five times for 11 yards versus Duke ... gained 29 yards on eight carries against Bucknell ... carried four times for 16 yards at Rice ... long rush of nine opposite the Owls ... ran twice for five yards at Air Force.

CAREER GAME-BY-GAME

2015 — RUSHING

Opponent	No.	Yds	Avg	TD	Lg
FORDHAM	3	10	3.3	1	8
at Connecticut	3	6	2.0	0	3
WAKE FOREST	8	32	4.0	0	10
at Eastern Michigan	13	88	6.8	0	34
at Penn State	7	54	7.7	0	20
DUKE	5	11	2.2	0	3
BUCKNELL	8	29	3.6	0	5
at Rice	4	16	4.0	0	9
at Air Force	2	5	2.5	0	4
TULANE					
RUTGERS					
vs. Navy					

2014 — RUSHING

Opponent	No.	Yds	Avg	TD	Lg
BUFFALO	7	15	2.1	1	6
at Stanford	7	13	1.9	0	5
at Wake Forest	5	13	2.6	0	5
at Yale	3	6	2.0	0	7
BALL STATE	4	8	2.0	0	4
RICE	1	0	0.0	0	0
at Kent State	1	3	3.0	0	3
AIR FORCE	1	5	5.0	0	5
vs. Connecticut	3	22	7.3	0	12
at W. Kentucky	13	63	4.8	0	15
FORDHAM	1	4	4.0	0	4

2013 — RUSHING

Opponent	No.	Yds	Avg	TD	Lg
WFO	1	1	1.0	0	1
at BC	1	3	3.0	0	3
EMU	4	15	3.8	1	6
at Temple	5	21	4.2	0	8
at Air Force	1	3	3.0	0	3
WKU	11	34	3.1	0	6
at Hawai'i	4	35	8.8	1	13

2012 — RUSHING

Opponent	No.	Yds	Avg	TD	Lg
at Rutgers	2	6	3.0	0	4

2015 — RECEIVING

Opponent	No.	Yds	Avg	TD	Lg
at Connecticut	1	5	5.0	0	5

2014 — RECEIVING

Opponent	No.	Yds	Avg	TD	Lg
----------	-----	-----	-----	----	----

2013 — RECEIVING

Opponent	No.	Yds	Avg	TD	Lg
WKU	1	9	9.0	0	9
at Hawai'i	1	8	8.0	0	8

2013 — KICKOFF RETURNS

Opponent	No.	Yds	Avg	TD	Lg
EMU	2	20	10.0	0	14

2012 — KICKOFF RETURNS

Opponent	No.	Yds	Avg	TD	Lg
at Rutgers	1	14	14.0	0	14

RUSHING STATISTICS

Year	G-GS	Att.	Yds.	Avg.	TD	Long/Opp.
2012	2-0	2	6	3.0	0	4/Rutgers
2013	12-1	27	112	4.1	2	13/Hawai'i
2014	11-0	46	152	3.3	1	15/WKU
2015	9-7	54	258	4.7	1	34/EMU
Totals	34-8	129	528	4.0	4	34/EMU

RECEIVING STATISTICS

Year	G-GS	Rec.	Yds.	Avg.	TD	Long/Opp.
2012	2-0	0	0	0.0	0	---
2013	12-1	2	17	8.5	0	9/WKU
2014	11-0	0	0	0	0	--/--
2015	9-7	1	5	5.0	0	5/UConn
Totals	34-8	3	22	7.3.5	0	9/WKU

KICK RETURN STATISTICS

Year	G-GS	Ret.	Yds.	Avg.	TD	Long/Opp.
2012	2-0	1	14	14.0	0	14/Rutgers
2013	12-1	2	20	10.0	0	14/EMU
2014	11-0	1	0	0	0	0/CONNECTICUT
2015	9-7	0	0	0	0	--/--
Totals	34-8	4	34	8.5	0	14/Rutgers, EMU

CAREER HIGHS

Rushing Attempts: 13-2x, last at Eastern Michigan, 9-26-15

Rushing Yards: 88 at Eastern Michigan, 9-26-15

Long Rush: 34 at Eastern Michigan, 9-26-15

Rushing Touchdowns: 1-4x, last vs. Fordham, 9-4-15

Receptions: 1-3x, last at Connecticut, 9-12-15

Receiving Yards: 9 vs. Western Kentucky, 11-9-13

Long Reception: 9 vs. Western Kentucky, 11-9-13

Receiving Touchdowns: --

Kickoff Returns: 2 vs. Eastern Michigan, 10-12-13

Kickoff Return Yards: 20 vs. Eastern Michigan, 10-12-13

Long Kickoff Return: 14-2x, last vs. E. Michigan, 10-12-13

Fumble Recoveries: 1 at Stanford, 9-13-14

2015 ARMY WEST POINT FOOTBALL GAME NOTES

Gibby Gibson

FR • DB

6-1 | 200

CENTREVILLE, VA.

WESTFIELD

2015: Appeared in seven games this season ... two total tackles ... made collegiate debut against Fordham ... finished with one solo stop versus Duke for his first career tackle ... assisted on one stop against Bucknell.

High School: Lettered in football for three years at Westfield High School ... District and Region Defensive Player of the Year as a senior ... first team All-State, All-Region and All-District ... named Virginia Defensive Player of the Year by vapreps.com ... two-time District Champion on the gridiron ... three-year letterwinner in track and field ... first team All-Region and All-District ... Indoor Track and Field District Triple Jump Champion ... won the 2012 District Championship in track and field ... also competed in lacrosse and lettered for one season.

Personal: Given name is James Doe Gibson III ... parents names are James Jr. and Wede Gibson ... enjoys basketball and playing video games ... major is undeclared.

Justin Gilbert

SR • OL • 1VL

6-7 | 278

MYERSTOWN, PA.

EASTERN LEBANON COUNTY (USMAPS)

2015: Returned to the starting lineup after missing 2014 with an injury ... has played both guard and tackle ... earned the start in the first four games this season ... played in a reserve role at Rice ... started at left tackle at Air Force.

Daniel Grochowski

SR • K • 3VL

6-1 | 220

SARASOTA, FLA.

RIVERVIEW (USMAPS)

2015: All-time leader in career PATs (117) ... has kicked off 37 times for 2,329 yards ... averages 62.9 yards per kick ... 18 touchbacks ... converted 4-of-5 field goal attempts ... successful from 41 yards, 22 yards, 19 yards and 47 yards... successful on 22-of-22 PATs ... kicked off six times for 380 yards against Fordham ... averaged 63.0 yards per kick ... went 3-for-3 on PATs versus the Rams ... kicked off four times for 255 yards (63.8 avg.) and three touchbacks at Connecticut ... made a 41-yard field goal and went 2-for-2 on PATs opposite the Huskies ... kicked off three times for 195 yards (65.0 avg) with three touchbacks against Wake Forest ... missed lone field goal attempt (39 yards) opposite the Demon Deacons ... kicked off eight times at Eastern Michigan for a total of 501 yards ... averaged 62.0 yards per kick opposite the Eagles ... finished 6-of-6 on PATs ... kicked off three times for 187 yards (62.3 avg.) with two touchbacks at Penn State ... made both extra point attempts at Penn State ... two kickoffs for 103 yards against Duke ... converted 22-yard field goal opposite the Blue Devils ... kicked off four times with one touchback against Bucknell ... made all three extra-point attempts against the Bison ... went 4-for-4 on extra point attempts and kicked a 19-yard field goal at Rice ... also had two touchbacks on kickoffs against the Owls ... made a 47-yard field goal attempt at Air Force ... kicked off twice, both for touchbacks, at Air Force.

CAREER GAME-BY-GAME

2015

Opponent	UT	AT	TT	TFL-Yds	Sacks-Yds	FF	FR-Yds	Int.	PD
FORDHAM	0	0	0	0-0	0-0	0	0-0	0	0
at Connecticut	0	0	0	0-0	0-0	0	0-0	0	0
WAKE FOREST				DNP					
at EMU	0	0	0	0-0	0-0	0	0-0	0	0
at Penn State	0	0	0	0-0	0-0	0	0-0	0	0
DUKE	1	0	1	0-0	0-0	0	0-0	0	0
BUCKNELL	0	1	1	0-0	0-0	0	0-0	0	0
at Rice	0	0	0	0-0	0-0	0	0-0	0	0
at Air Force				DNP					
TULANE									
RUTGERS									
vs. Navy									

DEFENSIVE STATISTICS

Year	G-GS	TT-PT-AT	TFL-Yds	QBS	FR	PD	Int.	Blk.
2015	7-0	2-1-1	0-0-0	0-0	0	0	0	0
Totals	7-0	2-1-1	0-0-0	0-0	0	0	0	0

CAREER HIGHS

Tackles: 1-2x, last vs. Bucknell, 10-17-15

Solo Tackles: 1 vs. Duke, 10-10-15

Assisted Tackles: 1 vs. Bucknell, 10-17-15

Tackles for Loss:

Joey Giovannelli

SR • RB • 2VL

6-0 | 189

CHATHAM, ILL.

GLENWOOD

2015: Has not seen any varsity action this season.

CAREER GAME-BY-GAME

2015 - KICKING

Opponent	FG	FGA	Distance (made)	PAT
FORDHAM	0	0	---	3-3
at Connecticut	1	1	(41)	2-2
WAKE FOREST	0	1	39	2-2
at EMU	0	0	---	6-6
at Penn State	0	0	---	2-2
DUKE	1	1	(22)	0-0
BUCKNELL	0	0	---	3-3
at Rice	1	1	(19)	4-4
at Air Force	1	1	(47)	0-0
TULANE				
RUTGERS				
vs. Navy				

2014 - KICKING

Opponent	FG	FGA	Distance (made)	PAT
BUFFALO	0	0	---	4-6
at Stanford	0	0	---	0-0
at Wake Forest	0	1	40 (-)	3-3
at Yale	0	2	42, 25(-)	5-5
BALL STATE	2	2	(43, 21)	4-4
RICE	0	0	--	3-3
at Kent State	1	1	(32)	2-2
AIR FORCE	2	3	(42, 46) 41	0-0
vs. Connecticut	0	0	--	5-5
at W. Kentucky	1	2	(43) 22	3-3
FORDHAM	0	0	---	6-6
vs. Navy	1	2	49 (52)	1-1

2013 - KICKING

Opponent	FG	FGA	Distance (made)	PAT
MORGAN STATE	0	0	---	4-4
at Ball State	0	1	33	2-2
STANFORD	2	2	(39) (48)	2-2
WFU	3	3	(39) (32) (32)	0-0
vs. La. Tech	0	0	---	5-5
at BC	2	2	(38) (40)	3-3
EMU	0	0	---	6-6
at Temple	0	0	---	2-2
at Air Force	0	2	48, 39	4-4
WKU	1	1	(25)	2-2
at Hawai'i	0	0	---	6-6
vs. Navy	0	0	---	1-1

2015 ARMY WEST POINT FOOTBALL GAME NOTES

2012 - KICKING

Opponent	FG	FGA	Distance (made)	PAT
at SDSU	0	0	---	1-1
N. ILLINOIS	0	0	--	2-3
at WFU	1	1	(21)	4-5
STONY BROOK	1	1	(39)	0-0
BC	2	3	(46) 26 (20)	4-4
KENT ST.	1	2	47 (37)	2-2
at EMU	1	1	(42)	5-5
BALL ST.	2	3	(45)	2-2
AIR FORCE	2	3	(20) 53 (36)	3-4
at Rutgers	0	2	43 30	1-1

2015 - KICKOFFS

Opponent	No.	Yds	Avg	TB	OB
FORDHAM	6	380	63.0	0	0
at Connecticut	4	255	63.8	3	0
WAKE FOREST	3	195	65.0	3	0
at EMU	8	501	62.0	4	1
at Penn State	3	187	62.3	2	0
DUKE	2	103	51.0	1	0
BUCKNELL	4	253	63.2	1	0
at Rice	2	130	65.0	2	0
at Air Force					
TULANE					
RUTGERS					
vs. Navy					

2014 - KICKOFFS

Opponent	No.	Yds	Avg	TB	OB
BUFFALO	7	394	56.3	1	0
at Stanford	1	65	65.0	1	0
at Wake Forest	4	179	44.8	1	1
at Yale	7	444	63.4	5	1
BALL STATE	7	424	60.6	3	0
RICE	4	218	54.5	0	0
at Kent State	4	230	57.5	1	0
AIR FORCE	3	167	55.7	0	0
vs. Connecticut	0	0	0	0	0
at W. Kentucky	0	0	0	0	0
FORDHAM	0	0	0	0	0
vs. Navy	0	0	0	0	0

2013 - KICKOFFS

Opponent	No.	Yds	Avg	TB	OB
MORGAN STATE	5	322	64.4	1	0
at Ball State	3	155	51.7	1	0
STANFORD	5	257	51.4	1	1
WFU	4	258	64.5	3	0
vs. La. Tech	6	380	63.3	1	0
at BC	6	344	57.3	1	0
EMU	0	0	0.0	0	0
at Temple	3	172	57.3	0	0
at Air Force	5	324	64.8	4	0
WKU	4	198	49.5	0	0
at Hawai'i	5	272	54.4	1	0
vs. Navy	2	113	56.5	1	0

KICKING STATISTICS

Year	11-29	30-39	40-49	50+	FGs	PATs	Pts.	Long/Opp.
2012	4-5	3-4	3-6	0-1	10-16	24-27	54	46/BC
2013	1-1	5-7	2-3	0-0	8-11	36-36	60	48/STAN
2014	1-3	1-1	4-8	1-1	7-13	35-38	56	52/NAVY
2015	2-2	0-1	2-2	0-0	4-5	22-22	27	47/AF
Totals	8-11	9-13	11-19	1-2	29-45	117-123	197	52/NAVY

KICKOFF STATISTICS

Year	No.	Yds	Avg	TB	OB
2013	48	2795	58.2	14	1
2014	37	2121	57.3	12	2
2015	37	2329	62.9	18	1
Totals	122	7245	59.3	44	4

CAREER HIGHS

Field Goals: 3 vs. Wake Forest, 9-21-13

Field Goal Attempts: 3-5x, last vs. Air Force, 11-1-14

Long Field Goal: 52 vs. Navy, 12-13-14

Long FG Attempt: 53 vs. Air Force, 11-3-12

PAT Attempts: 6-5x, last at Eastern Michigan, 9-26-15

PATs: 6-4x, last at Eastern Michigan, 9-26-15

Kickoffs: 8, at Eastern Michigan, 9-26-15

Kickoff Yards: 501, at Eastern Michigan, 9-26-15

Touchbacks: 5 at Yale, 9-27-14

Drue Harris

FR • RB

6-0 | 220

FOUNTAIN, COLO.

FOUNTAIN-FT. CARSON

2015: Has appeared in eight games ... 38 carries for 187 yards ... two rushing touchdowns ... averages 4.9 yards per carry ... made collegiate debut versus Fordham ... carried twice for two yards at Connecticut ... ran six times for 13 yards against Wake Forest ... rushed eight times for 60 yards at Eastern Michigan ... ran for a pair of touchdowns ... first career scores ... long rush of 27 yards opposite the Eagles ... seven carries for 35 yards at Penn State ... long run of 11 yards against the Nittany Lions ... ran four times for 47 yards versus Duke ... long rush of 22 yards opposite the Blue Devils ... carried eight times for 23 yards against Bucknell ... ran three times for seven yards at Rice.

High School: Three-year letterwinner in football at Fountain Fort Carson High School ... played running back and linebacker for head coach Mitch Johnson and was a team captain in 2014 ... three-time All-Conference and All-Area ... named All-State as a senior ... four-year letterwinner in track ... competed in the 200m, 400m, 4x100m, 4x400m, ... won two team state championships ... ran the 400 meters in 49.39 for a career best ... lettered two years in basketball as a forward ... was an All-Academic Honorable Mention pick.

Personal: Given name is Drue Skylar Harris ... parents are Keith and Valerie Harris ... father is in the military ... major is undeclared.

CAREER GAME-BY-GAME

2015 — RUSHING

Opponent	No.	Yds	Avg	TD	Lg
FORDHAM	0	0	0	0	0
at Connecticut	2	2	1.0	0	2
WAKE FOREST	6	13	2.2	0	4
at Eastern Michigan	8	60	7.5	2	27
at Penn State	7	35	5.0	0	11
DUKE	4	47	11.8	0	22
BUCKNELL	8	23	2.9	0	6
at Rice	3	7	2.3	0	3
at Air Force			DNP		
TULANE					
RUTGERS					
vs. Navy					

2015 — RECEIVING

Opponent	No.	Yds	Avg	TD	Lg
FORDHAM	0	0	0	0	0
at Connecticut	0	0	0	0	0
WAKE FOREST	0	0	0	0	0
at Eastern Michigan	0	0	0	0	0
at Penn State	0	0	0	0	0
DUKE	0	0	0	0	0
BUCKNELL	0	0	0	0	0
at Rice	0	0	0	0	0
at Air Force			DNP		
TULANE					
RUTGERS					
vs. Navy					

RUSHING STATISTICS

Year	G-GS	Att.	Yds.	Avg.	TD	Long/Opp.
2015	8-0	38	187	4.9	2	27/EMU
Totals	8-0	38	187	4.9	2	27/EMU

RECEIVING STATISTICS

Year	G-GS	Rec.	Yds.	Avg.	TD	Long/Opp.
2015	8-0	0	0	0.0	0	0/--
Totals	8-0	0	0	0.0	0	0/--

CAREER HIGHS

Receptions: --

Receiving Yards: --

Long Reception: --

Receiving Touchdowns: --

Rushing Attempts: 8-2x, last vs. Bucknell, 10-17-15

Rushing Yards: 60, at Eastern Michigan, 9-26-15

Long Rush: 27, at Eastern Michigan, 9-26-15

Rushing Touchdowns: 2, at Eastern Michigan, 9-26-15

Calen Holt

FR • LB

6-0 | 210

EWA BEACH, HAWAI'I

KAMEHAMEHA (USMAPS)

2015: Has appeared in every game this season ... four total tackles ... registered one solo tackle in career debut versus Fordham ... collected one solo stop at Eastern Michigan ... assisted on one tackle versus Duke ... added one solo tackle against Bucnkell.

High School: Earned three varsity letters in football and one in basketball at Kamehameha High School ... played at the linebacker and strong safety positions ... served as team captain for a season ... also captained the USMAPS football team in 2014 ... played outside linebacker, long snapper, punter and kick returner at USMAPS.

Personal: Given name is Calen Scot Kanikailani Holt ... parents are Ryan and Linda Holt ... grandfather, Thomas Kaulukukui, Jr., retired as a staff sergeant in the Army ... enjoys bodyboarding, surfing and going to the beach ... major is undeclared.

CAREER GAME-BY-GAME

2015

Opponent	UT	AT	TT	TFL-Yds	Sacks-Yds	FR	FF	FR-Yds	Int	PD
FORDHAM	1	0	1	0-0	0-0	0	0	0-0	0	0
at Connecticut	0	0	0	0-0	0-0	0	0	0-0	0	0
WAKE FOREST	0	0	0	0-0	0-0	0	0	0-0	0	0
at EMU	1	0	1	0-0	0-0	0	0	0-0	0	0
at Penn State	0	0	0	0-0	0-0	0	0	0-0	0	0
DUKE	0	1	1	0-0	0-0	0	0	0-0	0	0
BUCKNELL	1	0	1	0-0	0-0	0	0	0-0	0	0
at Rice	0	0	0	0-0	0-0	0	0	0-0	0	0
at Air Force	0	0	0	0-0	0-0	0	0	0-0	0	0
TULANE										
RUTGERS										
vs. Navy										

DEFENSIVE STATISTICS

Year	G-GS	TT-PT-AT	TFL-Yds	QBS	FR	PD	Int.	Blk.
2015	9-0	4-3-1	0-0-0	0-0	0	0	0	0
Totals	9-0	4-3-1	0-0-0	0-0	0	0	0	0

CAREER HIGHS

Tackles: 1-4x, last vs. Bucknell 10-17-15

Solo Tackles: 1-3x, last vs. Bucknell 10-17-15

Assisted Tackles: 1 vs. Duke, 10-10-15

Tackles for Loss:

Mike Houghton

SO • OL

6-4 | 284

ARLINGTON HEIGHTS, ILL.

PROSPECT (USMAPS)

2015: Played in eight games this season ... listed with the starting unit in six games this season ... played as a reserve at Connecticut and against Wake Forest ... started at left guard at Eastern Michigan and at Penn State ... started at right guard opposite Duke, Bucknell, Rice and Air Force.

2015 ARMY WEST POINT FOOTBALL GAME NOTES

Matt Hugenberg

SR • OL • 3VL

6-5 | 295

QUINCY, ILL.

QUINCY NOTRE DAME (USMAPS)

2015: Listed in the starting lineup in every game this season ... announced as the starter at center against Fordham, Connecticut, Wake Forest, Eastern Michigan, Penn State, Duke, Bucknell, Rice and Air Force.

Marcus Hyatt

FR • DB

5-10 | 170

LILBURN, GA.

WOODWARD ACADEMY

2015: Has appeared in every game, including one start ... has returned 22 kickoffs for 435 yards ... long return of 38 yards ... averages 19.8 yards per return ... three total tackles ... made his collegiate debut against Fordham ... returned five kickoffs for a total of 84 yards with a long return of 23 yards opposite the Rams ... took back four kicks for 73 yards at Connecticut ... long return of 35 yards opposite the Huskies ... returned one kickoff for 17 yards against Wake Forest ... recorded one solo tackle against the Demon Deacons ... returned one kickoff for 19 yards at Eastern Michigan ... ran back four kickoffs for a total of 85 yards at Penn State ... long return of 30 yards opposite the Nittany Lions ... returned four kickoffs for 91 yards against Duke ... long return of 38 yards ... made his first-career start at corner against Bucknell and had two tackles ... also returned one kickoff for 27 yards against the Bison ... returned two kicks for 39 yards at Rice.

High School: Lettered in football for two seasons at Woodward Academy ... was an All-Region cornerback ... also lettered two years in basketball and baseball ... played guard on the court and outfield on the diamond.

Personal: Given name is Marcus Dwayne Hyatt ... parents are Marshon and Margaret Hyatt ... enjoys playing hoops and baseball and listening to music ... major is undeclared.

Brandon Jackson

FR • DB

6-0 | 170

QUEENS, N.Y.

HOLY CROSS (USMAPS)

2015: Has appeared in every game ... listed with the starting lineup in six games ... fourth on the team with 50 tackles ... made one solo tackle in collegiate debut against Fordham ... totaled six tackles, including four solo stops at Connecticut ... registered first career start against Wake Forest ... recorded two interceptions against the Demon Deacons ... broke up another pass and registered six tackles, four solo, against Wake Forest ... made six stops, including five solo tackles, against Eastern Michigan ... made seven tackles, five solo, including his first-career sack at Penn State ... finished with six solo tackles against Duke ... had a tackle for a loss of four yards opposite the Blue Devils ... made four tackles, three solo, including one pass breakup and assisted on a tackle for a loss against Bucknell ... recorded eight tackles, including seven solo stops ... made five tackles, four solo, including one for a loss and broke up a pass at Air Force.

High School: Lettered two years in football at Holy Cross High School ... played free safety and wide receiver ... named All-Conference during his high school career ... played football for a year at USMAPS.

Personal: Given name is Brandon Terrell Jackson ... parents are Harold Jackson and Morna Davis ... enjoys playing basketball, chess and riding bikes ... major is undeclared.

CAREER GAME-BY-GAME

2015

Opponent	UT	AT	TT	TFL-Yds	Sacks-Yds	FF	FR-Yds	Int	PD
FORDHAM	0	0	0	0-0	0-0	0	0-0	0	0
at Connecticut	0	0	0	0-0	0-0	0	0-0	0	0
WAKE FOREST	1	0	1	0-0	0-0	0	0-0	0	0
at EMU	0	0	0	0-0	0-0	0	0-0	0	0
at Penn State	0	0	0	0-0	0-0	0	0-0	0	0
DUKE	0	0	0	0-0	0-0	0	0-0	0	0
BUCKNELL	1	1	2	0-0	0-0	0	0-0	0	0
at Rice	0	0	0	0-0	0-0	0	0-0	0	0
at Air Force	0	0	0	0-0	0-0	0	0-0	0	0
TULANE									
RUTGERS									
vs. Navy									

2015 — KICKOFF RETURNS

Opponent	No.	Yds	Avg	TD	Lg
FORDHAM	5	84	16.8	0	23
at Connecticut	4	73	18.2	0	35
WAKE FOREST	1	17	17.0	0	17
at EMU	1	19	19.0	0	19
at Penn State	4	85	21.2	0	30
DUKE	4	91	22.8	0	38
BUCKNELL	1	27	27.0	0	27
at Rice	2	39	19.5	0	21
at Air Force	0	0	0	0	0
TULANE					
RUTGERS					
vs. Navy					

DEFENSIVE STATISTICS

Year	G-GS	TT-PT-AT	TFL	QBS	FR	PD	Int.	Blk.
2015	9-1	3-2-1	0-0-0	0-0	0	0	0	0
Totals	9-1	3-2-1	0-0-0	0-0	0	0	0	0

KICK RETURN STATISTICS

Year	G-GS	Ret.	Yds.	Avg.	TD	Long/Opp.
2015	9-1	22	435	19.8	0	38/DUKE
Totals	9-1	22	435	19.8	0	38/DUKE

CAREER HIGHS

Tackles: 2 vs. Bucknell, 10-17-15
Solo Tackles: 1-2x, last vs. Bucknell, 10-17-15
Assisted Tackles: 1 vs. Bucknell, 10-17-15
Tackles for Loss:
Pass Breakups:
Fumble Recoveries:
Forced Fumbles:
Interceptions:
Kickoff Returns: 5 vs. Fordham, 9-4-15
Kickoff Return Yards: 91 vs. Duke, 10-10-15
Long Kickoff Return: 38 vs. Duke, 10-10-15

CAREER GAME-BY-GAME

2015

Opponent	UT	AT	TT	TFL-Yds	Sacks-Yds	FF	FR-Yds	Int	PD
FORDHAM	1	0	1	0-0	0-0	0	0-0	0	0
at Connecticut	4	2	6	0-0	0-0	0	0-0	0	0
WAKE FOREST	4	2	6	1-0-3	0-0	0	0-0	2	1
at EMU	5	1	6	0-0	0-0	0	0-0	0	0
at Penn State	5	2	7	1-0-7	1-0-7	0	0-0	0	0
DUKE	6	0	6	1-0-4	0-0	0	0-0	0	0
BUCKNELL	3	1	4	0-0-1	0-0	0	0-0	0	1
at Rice	7	1	8	0-0	0-0	0	0-0	0	0
at Air Force	4	1	5	1-0-3	0-0	0	0-0	0	1
TULANE									
RUTGERS									
vs. Navy									

DEFENSIVE STATISTICS

Year	G-GS	TT-PT-AT	TFL	QBS	FR	PD	Int.	Blk.
2015	9-6	50-40-10	4-5-18	1-0-7	0	3	2	0
Totals	9-6	50-40-10	4-5-18	1-0-7	0	3	2	0

CAREER HIGHS

Tackles: 8 at Rice, 10-24-15
Solo Tackles: 7 at Rice, 10-24-15
Assisted Tackles: 2, 2x-last vs. Wake Forest, 9-19-15
Tackles for Loss: 1.0, 3x-last at Air Force, 11-7-15
Pass Breakups: 1-2x, 3x-last at Air Force, 11-7-15
Fumble Recoveries:
Forced Fumbles:
Interceptions: 2, vs. Wake Forest, 9-19-15
Sacks: 1.0, at Penn State, 10-3-15
Kickoff Returns:
Kickoff Return Yards:
Long Kickoff Return:

2015 ARMY WEST POINT FOOTBALL GAME NOTES

Josh Jenkins

JR • DB • 2VL

6-0 | 190

PITTSBURG, CALIF.

DE LA SALLE (USMAPS)

2015: Has not seen any game action.

2014 — PUNT RETURNS

Opponent	No.	Yds	Avg	TD	Lg
at Stanford	2	2	1.0	0	5
at Wake Forest	1	-1	-1.0	0	-1
at Yale	1	4	4.0	0	4
BALL STATE	1	0	0.0	0	0
RICE	1	5	5.0	0	5
FORDHAM	1	8	8.0	0	8
vs. Navy	1	19	19.0	0	19

DEFENSIVE STATISTICS

Year	G-GS	TT-PT-AT	TFL	QBS	FR	PD	Int.	Blk.
2013	12-11	34-30-4	1.0-1	0-0	1	6	2	0
2014	12-12	64-52-12	4.0-14	0-0	0	8	4	2
2015	0-0	0-0-0	0.0-0	0-0	0	0	0	0
Totals	24-23	98-82-16	5.0-15	0-0	1	14	6	2

KICK RETURN STATISTICS

Year	G-GS	Ret.	Yds.	Avg.	TD	Long/Opp.
2014	12-12	26	462	17.8	0	39/BALL STATE
2015	0-0	0	0	0.0	0	0/--
Totals	24-23	26	462	17.8	0	39/BALL STATE

PUNT RETURN STATISTICS

Year	G-GS	Ret.	Yds.	Avg.	TD	Long/Opp.
2014	12-12	8	37	4.6	0	19/NAVY
2015	0-0	0	0	0.0	0	0/--
Totals	24-23	8	37	4.6	0	19/NAVY

CAREER GAME-BY-GAME

2015

Opponent	UT	AT	TT	TFL-Yds	Sacks-Yds	FF	FR-Yds	Int	PD
FORDHAM				DNP					
at Connecticut				DNP					
WAKE FOREST				DNP					
at EMU				DNP					
at Penn State				DNP					
DUKE				DNP					
BUCKNELL				DNP					
at Rice									
at Air Force									
TULANE									
RUTGERS									
vs. Navy									

2014

Opponent	UT	AT	TT	TFL-Yds	Sacks-Yds	FF	FR-Yds	Int	PD
BUFFALO	7	0	7	0-0	0-0	0	0-0	2	1
at Stanford	5	0	5	0-0	0-0	0	0-0	0	2
at Wake Forest	6	0	6	1.0-3	0-0	0	0-0	0	1
at Yale	3	1	4	0-0	0-0	0	0-0	0	0
BALL STATE	3	1	4	0-0	0-0	0	0-0	0	0
RICE	2	2	4	2.0-9	0-0	0	0-0	0	0
at Kent State	10	3	13	0-0	0-0	0	0-0	1	1
AIR FORCE	4	0	4	0-0	0-0	0	0-0	1	0
vs. Connecticut	6	1	7	1.0-2	0-0	0	0-0	0	1
at W. Kentucky	2	3	5	0-0	0-0	0	0-0	0	1
FORDHAM	2	0	2	0-0	0-0	0	0-0	0	1
vs. Navy	3	1	4	0-0	0-0	0	0-0	0	0

2013

Opponent	UT	AT	TT	TFL-Yds	Sacks-Yds	FF	FR-Yds	Int	PD
MORGAN ST	1	0	1	0.0-0	0-0	0	0-0	0	0
at Ball State	3	2	5	0.0-0	0-0	0	0-0	0	2
STANFORD	3	0	3	1.0-1	0-0	0	0-0	1	1
WFU	0	0	0	0.0-0	0-0	0	0-0	1	0
vs. La. Tech	0	0	0	0-0	0-0	0	0-0	0	1
at BC	2	0	2	0-0	0-0	0	0-0	0	0
EMU	5	1	6	0-0	0-0	1	0-0	0	0
at Temple	4	0	4	0-0	0-0	0	0-0	0	0
at Air Force	3	0	3	0-0	0-0	0	0-0	0	0
WKU	0	0	0	0-0	0-0	0	0-0	0	1
at Hawai'i	6	1	7	0-0	0-0	0	1-19	0	1
vs. Navy	3	0	3	0-0	0-0	0	0-0	0	0

2014 — KICKOFF RETURNS

Opponent	No.	Yds	Avg	TD	Lg
at Stanford	1	4	4.0	0	4
at Wake Forest	2	41	20.5	0	24
at Yale	1	19	19.0	0	19
BALL STATE	1	39	39.0	0	39
RICE	2	37	18.5	0	21
at Kent State	4	72	18.0	0	28
AIR FORCE	2	24	12.0	0	17
at Western Kentucky	6	91	15.1	0	29
AIR FORCE	3	64	21.3	0	33
vs. Navy	4	71	17.8	0	28

Steven Johnson

JR • DB • 2VL

6-0 | 191

NEWBURGH, N.Y.

NEWBURGH FREE ACADEMY (USMAPS)

2015: Played in eight games this season, including three starts ... 10 tackles on the season ... listed with the starting unit opposite Fordham, Connecticut and Bucknell ... registered three solo tackles opposite Fordham ... made two tackles and broke up one pass at Connecticut ... contributed one solo stop against Wake Forest ... assisted on one tackle at Eastern Michigan ... finished with one assisted tackle versus Duke ... assisted one tackle versus Bucknell ... recorded one solo tackle at Rice.

CAREER GAME-BY-GAME

2015

Opponent	UT	AT	TT	TFL-Yds	Sacks-Yds	FF	FR-Yds	Int	PD
FORDHAM	3	0	3	0-0	0-0	0	0-0	0	0
at Connecticut	1	1	2	0-0	0-0	0	0-0	0	1
WAKE FOREST	1	0	1	0-0	0-0	0	0-0	0	0
at EMU	0	1	1	0-0	0-0	0	0-0	0	0
at Penn State	0	0	0	0-0	0-0	0	0-0	0	0
DUKE	0	1	1	0-0	0-0	0	0-0	0	0
BUCKNELL	0	1	1	0-0	0-0	0	0-0	0	0
at Rice	1	0	1	0-0	0-0	0	0-0	0	0
at Air Force					DNP				
TULANE									
RUTGERS									
vs. Navy									

2014

Opponent	UT	AT	TT	TFL-Yds	Sacks-Yds	FF	FR-Yds	Int	PD
BUFFALO	1	1	2	0-0	0-0	0	0-0	0	1
at Stanford	3	5	8	0-0	0-0	0	0-0	0	0
at Wake Forest	6	1	7	0-0	0-0	0	0-0	0	0
at Yale	5	1	6	0-0	0-0	0	0-0	0	1
BALL STATE	1	4	5	0-0	0-0	0	0-0	0	0
RICE	1	1	2	0-0	0-0	0	0-0	0	1
at Kent State	1	0	1	0-0	0-0	0	0-0	0	0
AIR FORCE	0	0	0	0-0	0-0	0	0-0	0	0
vs. Connecticut	2	2	4	0-0	0-0	0	0-0	0	0
at W. Kentucky	2	0	2	0-0	0-0	0	0-0	0	0
FORDHAM					DNP				
vs. Navy					DNP				

2013

Opponent	UT	AT	TT	TFL-Yds	Sacks-Yds	FF	FR-Yds	Int	PD
at BC	1	1	2	0.0-0	0-0	0	0-0	0	0
EMU	2	0	2	0.0-0	0-0	0	0-0	0	0
WKU	1	0	1	0.0-0	0-0	0	0-0	0	0

DEFENSIVE STATISTICS

Year	G-GS	TT-PT-AT	TFL	QBS	FR	PD	Int.	Blk.
2013	9-0	5-4-1	0-0	0-0	0	0	0	0
2014	10-6	37-22-15	0-0	0-0	0	2	0	0
2015	8-3	10-6-4	0-0	0-0	0	1	0	0
Totals	27-9	52-32-20	0-0	0-0	0	3	0	0

CAREER HIGHS

Total Tackles: 8, at Stanford, 9-13-14

Solo Tackles: 6, at Wake Forest, 9-20-14

Assisted Tackles: 5, at Stanford, 9-13-14

Pass Breakups: 1-3x last at Connecticut, 9-12-15

2015 ARMY WEST POINT FOOTBALL GAME NOTES

Aaron Kemper

JR • RB • 2VL

5-6 | 210

CINCINNATI, OHIO

WINTON WOODS (USMAPS)

2015: Has appeared in eight games this season, including two starts ... listed with the starting unit in season-opener against Fordham, his first career start ... has rushed 70 times for 431 yards ... averages 6.1 yards per carry ... two touchdowns ... six carries for 36 yards with a long rush of 28 yards opposite Fordham ... carried four times for 11 yards at Connecticut ... ran 11 times for 29 yards against Wake Forest ... rushed 13 times for a game and career-high 147 yards at Eastern Michigan ... scored once on season-long 56-yard run ... averaged 11.3 yards per carry opposite the Eagles ... four carries for 25 yards at Penn State ... long run of 14 yards opposite the Nittany Lions ... rushed five times for 11 yards versus Duke ... ran 14 times for a team-high 129 yards and a touchdown at Rice ... led the team with 47 yards on 14 carries at Air Force.

CAREER GAME-BY-GAME

2015 — RUSHING

Opponent	No.	Yds	Avg	TD	Lg
FORDHAM	6	36	6.0	0	28
at Connecticut	4	11	2.8	0	4
WAKE FOREST	11	29	2.6	0	5
at EMU	13	147	11.3	1	56
at Penn State	4	25	6.2	0	14
DUKE	5	14	2.8	0	5
BUCKNELL			DNP		
at Rice	14	129	9.2	1	69
at Air Force	14	47	3.4	0	10
TULANE					
RUTGERS					
vs. Navy					

2014 — RUSHING

Opponent	No.	Yds	Avg	TD	Lg
BUFFALO	0	0	0	0	0
at Stanford	0	0	0	0	0
at Wake Forest			DNP		
at Yale	7	83	11.9	0	74
BALL STATE	2	10	5.0	1	9
RICE	3	10	3.3	0	9
at Kent State	2	5	2.5	0	3
AIR FORCE	1	1	1.0	0	1
vs. Connecticut	2	8	4.0	0	5
at W. Kentucky	2	21	10.5	0	16
FORDHAM	6	20	3.3	0	7
vs. Navy			DNP		

2013 — RUSHING

Opponent	No.	Yds	Avg	TD	Lg
vs. La. Tech	4	8	2.0	1	4
at BC	2	11	5.5	0	9
at Temple	2	7	3.5	0	4
at Air Force	3	14	4.7	0	11
WKU	1	4	4.0	0	4

RUSHING STATISTICS

Year	G-GS	Att.	Yds.	Avg.	TD	Long/Opp.
2013	7-0	12	44	3.7	1	11/Air Force
2014	10-0	24	142	5.9	1	74/Yale
2015	8-2	70	431	6.1	2	69/Rice
Totals	25-2	106	617	5.8	4	74/Yale

CAREER HIGHS

Rushing Attempts: 14 2-x, last at Air Force, 11-7-15

Rushing Yards: 147 at Eastern Michigan, 9-26-15

Long Rush: 74 at Yale, 9-27-14

Rushing Touchdowns: 1-4x, last at Rice, 10-24-15

Andrew King

JR • LB • 2VL

6-0 | 246

QUEENS VILLAGE, N.Y.

FLUSHING (USMAPS)

2015: Started at linebacker in every game this season ... leads the team with 72 tackles ... leads the team with 14.0 tackles for losses of 59 yards ... team-best 5.0 quarterback sacks ... has recovered two fumbles ... finished with six tackles, including three solo stops against Fordham ... registered 1.5 tackles for loss for a total of 18 yards and also recovered a fumble on Fordham's opening drive ... established career-high with three sacks and finished with nine tackles, including 4.5 for a loss of 21 yards at Connecticut ... recovered a fumble opposite the Huskies ... led the team with eight tackles, seven solo, against Wake Forest ... added one tackle for a loss of five yards opposite the Demon Deacons ... finished with seven tackles, including a pair of solo stops, at Eastern Michigan ... registered one tackle for loss, resulting in a loss of one yard opposite the Eagles ... recorded eight tackles, three solo, at Penn State ... added two tackles for a loss, including one sack against the Nittany Lions ... totaled a career-best 11 tackles, including nine solo stops, against Duke ... recorded two tackles for a loss of three yards opposite the Blue Devils ... had five tackles, three solo, against Bucknell ... contributed seven tackles, five solo, and one for a loss at Rice ... led the team with 11 tackles, five solo, including one for a loss at Air Force.

CAREER GAME-BY-GAME

2015

Opponent	UT	AT	TT	TFL-Yds	Sacks-Yds	FF	FR-Yds	Int	PD
FORDHAM	3	3	6	1.5-18	0-0	0	1-0	0	0
at Connecticut	6	3	9	4.5-21	3.0-16	0	1-0	0	0
WAKE FOREST	7	1	8	1.0-5	0-0	0	0-0	0	0
at EMU	2	5	7	1.0-1	0-0	0	0-0	0	0
at Penn State	3	5	8	2.0-6	1.0-3	0	0-0	0	0
DUKE	9	2	11	2.0-3	0-0	0	0-0	0	0
BUCKNELL	3	2	5	0.5-2	0.5-2	0	0-0	0	0
at Rice	5	2	7	1.0-3	0-0	0	0-0	0	0
at Air Force	5	6	11	1.0-2	0-0	0	0-0	0	0
TULANE									
RUTGERS									
vs. Navy									

2014

Opponent	UT	AT	TT	TFL-Yds	Sacks-Yds	FF	FR-Yds	Int	PD
BUFFALO	7	1	6	0-0	0-0	0	0-0	0	1
at Stanford	3	4	7	1.5-3	1.0-2	0	0-0	0	0
at Wake Forest	3	4	7	0.5-2	0-0	0	0-0	0	0
at Yale	2	1	3	1.0-6	1.0-6	0	0-0	0	1
BALL STATE	6	4	10	0.5-1	0-0	0	0-0	0	1
RICE	3	2	5	0-0	0-0	0	0-0	0	0
at Kent State	1	4	5	0.5-2	0-0	0	0-0	0	0
AIR FORCE	0	0	0	0-0	0-0	0	0-0	0	0
vs. Connecticut				DNP					
at W. Kentucky	3	1	4	1.0-9	1.0-9	0	0-0	0	0
FORDHAM	2	2	4	1.0-7	1.0-7	0	0-0	0	1
vs. Navy	3	8	11	2.0-12	1.0-6	0	0-0	0	0

2013

Opponent	UT	AT	TT	TFL-Yds	Sacks-Yds	FF	FR-Yds	Int	PD
WKU	2	0	2	0-0	0-0	0	0-0	0	0
at Hawai'i	1	0	1	0-0	0-0	0	0-0	0	0
vs. Navy	0	0	0	0-0	0-0	0	0-0	0	0

DEFENSIVE STATISTICS

Year	G-GS	TT-PT-AT	TFL	QBS	FR	PD	Int.	Blk.
2013	3-0	3-3-0	0-0	0-0	0	0	0	0
2014	11-10	63-30-33	8.0	5.0	0	4	0	0
2015	8-8	62-38-24	13.5	4.5	2	0	0	0
Totals	22-18	138-71-57	21.5	9.5	2	4	0	0

CAREER HIGHS

Total Tackles: 11 2x - last at Air Force, 11-7-15

Solo Tackles: 9 vs. Duke, 10-10-15

Assisted Tackles: 6 2x - last at Air Force, 11-7-15

Pass Breakups: 1-4x, last vs. Fordham, 11-22-14

Sacks: 3.0 at Connecticut, 9-12-15

Tackles for Loss: 4.5 at Connecticut, 9-12-15

Fumble Recoveries: 1, 2x-last at Connecticut, 9-12-15

Rick Kurz

FR • OL

6-2 | 265

WEST CHESTER, OHIO

SAINT XAVIER (USMAPS)

2015: Has appeared in every game this season ... earned first-career start at left tackle against Wake Forest ... listed with the starting unit at left tackle against Eastern Michigan, Penn State, Duke, Bucknell and Rice ... made career debut as a reserve in the season opener against Fordham ... appeared as a reserve in the Connecticut and Air Force contests.

Tevin Long

JR • DB • 2VL

5-11 | 192

KATY, TEXAS

ROYAL (USMAPS)

2015: Has appeared in every game ... listed with the starting unit against Wake Forest, Duke, Bucknell, Rice and Air Force ... 27 total tackles ... recorded three tackles in the season opener against Fordham ... two solo stops versus the Rams ... assisted on a tackle for a loss of 10 yards ... registered one solo tackle at Connecticut ... made one solo tackle against Wake Forest ... recorded three tackles at Eastern Michigan ... one solo stop and one pass breakup versus the Eagles ... posted six tackles, including five solo stops in the Duke game ... made five stops, three solo, including one for a loss against Bucknell ... made six solo stops, including one for a loss at Rice ... made two solo stops at Air Force.

CAREER GAME-BY-GAME

2015

Opponent	UT	AT	TT	TFL-Yds	Sacks-Yds	FF	FR-Yds	Int	PD
FORDHAM	2	1	3	0.5-10	0-0	0	0-0	0	0
at Connecticut	1	0	1	0-0	0-0	0	0-0	0	0
WAKE FOREST	1	0	1	0-0	0-0	0	0-0	0	0
at EMU	1	2	3	0-0	0-0	0	0-0	0	1
at Penn State	0	0	0	0-0	0-0	0	0-0	0	0
DUKE	5	1	6	0-0	0-0	0	0-0	0	0
BUCKNELL	3	2	5	1.0-2	0.5-2	0	0-0	0	0
at Rice	6	0	6	1.0-1	0-0	0	0-0	0	0
at Air Force	2	0	2	0-0	0-0	0	0-0	0	0
TULANE									
RUTGERS									
vs. Navy									

2014

Opponent	UT	AT	TT	TFL-Yds	Sacks-Yds	FF	FR-Yds	Int	PD
BUFFALO	0	1	1	0-0	0-0	0	0-0	0	0
at Stanford	0	0	0	0-0	0-0	0	0-0	0	0
at Wake Forest	0	0	0	0-0	0-0	0	0-0	0	0
at Yale	3	1	4	0-0	0-0	1	0-0	0	0
BALL STATE				DNP					
RICE	1	0	1	0-0	0-0	0	0-0	0	0
at Kent State	1	0	1	0-0	0-0	0	0-0	0	0
AIR FORCE	0	0	0	0-0	0-0	0	0-0	0	0
vs. Connecticut	1	0	1	0-0	0-0	0	0-0	0	0
at W. Kentucky	1	0	1	0-0	0-0	0	0-0	0	0
FORDHAM	3	1	4	0-0	0-0	0	0-0	0	0
vs. Navy	0	1	1	0-0	0-0	0	0-0	0	0

DEFENSIVE STATISTICS

Year	G-GS	TT-PT-AT	TFL	QBS	FR	PD	Int.	Blk.
2013	2-0	-	-	-	-	-	-	-
2014	11-1	14-10-4	0	0	0	0	0	0
2015	9-5	27-21-6	2.5	0.5	0	1	0	0
Totals	22-6	41-31-10	2.5	0.5	0	1	0	0

CAREER HIGHS

Total Tackles: 6-2x, at Rice, 10-24-15

Solo Tackles: 6 at Rice, 10-24-15

Assisted Tackles: 3 vs. Bucknell, 10-17-15

Forced Fumbles: 1 at Yale, 9-27-14

Tackles for Loss: 1.0 vs. Bucknell, 10-17-15

2015 ARMY WEST POINT FOOTBALL GAME NOTES

Cole Macek

FR • LB

5-11 | 220

McKEES ROCKS, PA.

MONTOUR (USMAPS)

2015: Has appeared in every game this season ... finished with two tackles in his collegiate debut against Fordham ... one solo stop opposite the Rams ... returned one kickoff for one yard at Connecticut ... recorded one solo tackle at Eastern Michigan ... made one solo stop at Rice.

High School: Lettered three years in football at Montour High School ... was a running back and linebacker under head coach Lou Cesro ... named All-Conference and a member of the Western Pennsylvania Interscholastic Athletic League AAA Championship Team in 2011 ... was a three-year letterwinner in wrestling as well ... went 137-26 in his career ... three-time state championship qualifier and a WPIAL champion.

Personal: Given name is Cole Anthony Macek ... parents are Robert and Diana Macek ... enjoys golf, skiing and playing the guitar ... major is undeclared.

CAREER GAME-BY-GAME

2015

Opponent	UT	AT	TT	TFL-Yds	Sacks-Yds	FF	FR-Yds	Int	PD
FORDHAM	1	1	2	0-0	0-0	0	0-0	0	0
at Connecticut	0	0	0	0-0	0-0	0	0-0	0	0
WAKE FOREST	0	0	0	0-0	0-0	0	0-0	0	0
at EMU	1	0	1	0-0	0-0	0	0-0	0	0
at Penn State	0	0	0	0-0	0-0	0	0-0	0	0
DUKE	0	0	0	0-0	0-0	0	0-0	0	0
BUCKNELL	0	0	0	0-0	0-0	0	0-0	0	0
at Rice	1	0	1	0-0	0-0	0	0-0	0	0
at Air Force	0	0	0	0-0	0-0	0	0-0	0	0
TULANE									
RUTGERS									
vs. Navy									

DEFENSIVE STATISTICS

Year	G-GS	TT-PT-AT	TFL-Yds	QBS	FR	PD	Int.	Blk.
2015	9-0	4-3-1	0.0-0	0-0	0	0	0	0
Totals	9-0	4-3-1	0.0-0	0-0	0	0	0	0

CAREER HIGHS

Tackles: 2 vs. Fordham, 9-4-15

Solo Tackles: 1-3x, last at Rice, 10-24-15

Assisted Tackles: 1 vs. Fordham, 9-4-15

Tackles for Loss:

Michael McFadden

SR • DB

6-1 | 201

HARVEST, ALA.

WESTMINSTER CHRISTIAN ACADEMY

2015: Has appeared in every game this season ... registered one solo tackle in the Fordham game ... assisted on one tackle at Eastern Michigan ... made one solo stop against Bucknell.

CAREER GAME-BY-GAME

2015

Opponent	UT	AT	TT	TFL-Yds	Sacks-Yds	FF	FR-Yds	Int	PD
FORDHAM	1	0	1	0-0	0-0	0	0-0	0	0
at Connecticut	0	0	0	0-0	0-0	0	0-0	0	0
WAKE FOREST	0	0	0	0-0	0-0	0	0-0	0	0
at EMU	0	1	1	0-0	0-0	0	0-0	0	0
at Penn State	0	0	0	0-0	0-0	0	0-0	0	0
DUKE	0	0	0	0-0	0-0	0	0-0	0	0
BUCKNELL	1	0	1	0-0	0-0	0	0-0	0	0
at Rice	0	0	0	0-0	0-0	0	0-0	0	0
at Air Force	0	0	0	0-0	0-0	0	0-0	0	0
TULANE									
RUTGERS									
vs. Navy									

DEFENSIVE STATISTICS

Year	G-GS	TT-PT-AT	TFL-Yds	QBS	FR	PD	Int.	Blk.
2014	9-0	1-1-0	0.0-0	0-0	0	0	0	0
2015	9-0	3-2-1	0.0-0	0-0	0	0	0	0
Totals	18-0	4-3-1	0.0-0	0-0	0	0	0	0

CAREER HIGHS

Tackles: 1 4-x, last vs. Bucknell, 10-17-15

Solo Tackles: 1-3x, last vs. Bucknell, 10-17-15

Assisted Tackles: 1 at Eastern Michigan, 9-26-15

Tackles for Loss:

Kickoff Returns: 1 at Yale, 9-27-14

Kickoff Return Yards: 7 at Yale, 9-27-14

Long Kickoff Return: 7 at Yale, 9-27-14

Andrew McLean

SO • DL

6-4 | 272

LOUISVILLE, COLO.

BROOMFIELD SENIOR (USMAPS)

2015: Has not seen any game action.

CAREER GAME-BY-GAME

2015

Opponent	UT	AT	TT	TFL-Yds	Sacks-Yds	FF	FR-Yds	Int	PD
FORDHAM					DNP				
at Connecticut					DNP				
WAKE FOREST					DNP				
at EMU					DNP				
at Penn State					DNP				
DUKE					DNP				
BUCKNELL					DNP				
at Rice					DNP				
at Air Force									
TULANE									
RUTGERS									
vs. Navy									

2014

Opponent	UT	AT	TT	TFL-Yds	Sacks-Yds	FF	FR-Yds	Int	PD
BUFFALO	0	0	0	0-0	0-0	0	0-0	0	0
at Stanford					DNP				
at Wake Forest					DNP				
at Yale					DNP				
BALL STATE					DNP				
RICE	0	0	0	0-0	0-0	0	0-0	0	0
at Kent State					DNP				
AIR FORCE					DNP				
vs. Connecticut					DNP				
at W. Kentucky	0	0	0	0-0	0-0	0	0-0	0	0
FORDHAM					DNP				
vs. Navy					DNP				

DEFENSIVE STATISTICS

Year	G-GS	TT-PT-AT	TFL-Yds	QBS	FR	PD	Int.	Blk.
2014	3-0	0-0-0	0.0-0	0-0	0	0	0	0
2015	0-0	0-0-0	0.0-0	0-0	0	0	0	0
Totals	3-0	0-0-0	0.0-0	0-0	0	0	0	0

CAREER HIGHS

Tackles:

Solo Tackles:

Assisted Tackles:

Tackles for Loss:

2015 ARMY WEST POINT FOOTBALL GAME NOTES

Xavier Moss

JR • DB • 2VL

6-2 | 197

HOUSTON, TEXAS

WESTSIDE (USMAPS)

2015: Made the switch from wide receiver to defensive back in the spring ... listed with the starting defensive unit in eight games at safety ... among team leaders with 53 tackles ... one career interception ... hauled in one pass ... finished with four tackles, including a pair of solo stops versus Fordham ... also made one reception for 26 yards opposite the Rams ... totaled seven tackles, including four solo stops at Connecticut ... recorded six tackles, three solo, and broke up a pass against Wake Forest ... recorded seven tackles, including two solo stops at Eastern Michigan ... made first-career interception and returned it for 21 yards ... recorded three tackles, one solo, and broke up a pass at Penn State ... registered a career-best 11 tackles, including five solo stops versus Duke ... totaled three stops against Bucknell and broke up a pass ... made five tackles, three solo, at Rice ... made seven tackles, four solo, at Air Force.

CAREER GAME-BY-GAME

2015

Opponent	UT	AT	TT	TFL-Yds	Sacks-Yds	FF	FR-Yds	Int	PD
FORDHAM	2	2	4	0-0	0-0	0	0-0	0	0
at Connecticut	4	3	7	0-0	0-0	0	0-0	0	0
WAKE FOREST	3	3	6	0-0	0-0	0	0-0	0	1
at EMU	2	5	7	0-0	0-0	0	0-0	1	0
at Penn State	1	2	3	0-0	0-0	0	0-0	0	1
DUKE	5	6	11	0-0	0-0	0	0-0	0	0
BUCKNELL	1	2	3	0-0	0-0	0	0-0	0	1
at Rice	3	2	5	0-0	0-0	0	0-0	0	0
at Air Force	4	3	7	0-0	0-0	0	0-0	0	0
TULANE									
RUTGERS									
vs. Navy									

2015 — RECEIVING

Opponent	No.	Yds	Avg	TD	Lg
FORDHAM	1	26	26.0	0	26

2014 — RECEIVING

Opponent	No.	Yds	Avg	TD	Lg
BUFFALO	0	0	0	0	0
at Stanford	0	0	0	0	0
at Wake Forest	2	9	4.5	1	5
at Yale	2	25	12.5	0	13
BALL STATE	0	0	0	0	0
RICE	1	7	7.0	1	7
at Kent State	1	11	11.0	0	11
AIR FORCE	0	0	0	0	0
vs. Connecticut	0	0	0	0	0
at W. Kentucky	0	0	0	0	0
FORDHAM	0	0	0	0	0
vs. Navy	0	0	0	0	0

2013

Opponent	No.	Yds	Avg	TD	Lg
MORGAN STATE	2	75	37.5	0	51
at Ball State	2	10	5.0	0	6
STANFORD	0	0	0.0	0	0
WFU	8	61	7.6	0	16
vs. La. Tech	0	0	0.0	0	0
at BC	2	87	43.5	1	75
EMU	4	30	7.5	0	10
at Temple	5	40	8.0	0	11
at Air Force	3	35	11.7	0	19
WKU	1	8	8.0	0	8
at Hawai'i	3	72	24.0	0	48
vs. Navy	5	50	10.0	0	29

2014 - RUSHING

Opponent	No.	Yds	Avg	TD	Lg
at Wake Forest	1	5	5.0	0	5

2013 - RUSHING

Opponent	No.	Yds	Avg	TD	Lg
at Ball State	1	-6	-6.0	0	0
at BC	1	-3	-3.0	0	0

DEFENSIVE STATISTICS

Year	G-GS	TT-PT-AT	TFL-Yds	QBS	FR	PD	Int.	Blk.
2015	9-8	53-25-28	0-0-0	0-0	0	3	1	0
Totals	33-31	53-25-28	0-0-0	0-0	0	3	1	0

RECEIVING STATISTICS

Year	G-GS	Rec.	Yds.	Avg.	TD	Long/Opp.
2013	12-12	35	468	13.4	1	75/BC
2014	12-11	6	52	8.6	2	13/Yale
2015	9-0	1	26	26.0	0	26/FORDHAM
Totals	33-31	42	546	13.0	3	75/BC

RUSHING STATISTICS

Year	G-GS	Att.	Yds.	Avg.	TD	Long/Opp.
2013	12-12	2	-9	-4.5	0	0/Multiple times
2014	12-11	2	-7	-3.5	0	5/Wake Forest
2015	9-0	0	0	0.0	0	0/--
Totals	33-31	4	-16	-4.0	0	5/Wake Forest

CAREER HIGHS

Receptions: 8 vs. Wake Forest, 9-21-13

Receiving Yards: 87 vs. Boston College, 10-5-13

Long Reception: 75 vs. Boston College, 10-5-13

Receiving Touchdowns: 1-3x, last vs. Rice, 10-11-14

Rushing Attempts: 1-4x, last at Wake Forest, 9-20-14

Tackles: 11 vs. Duke, 10-10-15

Solo Tackles: 5 vs. Duke, 10-10-15

Assisted Tackles: 6 vs. Duke, 10-10-15

Tackles for Loss:

Pass Breakups: 1-3x, last vs. Bucknell, 10-17-15

Interceptions: 1 at Eastern Michigan, 9-26-15

James Nachtigal

FR • LB

6-0 | 205

FORT ATKINSON, WIS.

FORT ATKINSON (USMAPS)

2015: Played in every game this season but has not figured statistically ... made collegiate debut against Fordham.

High School: Lettered three years in football at Fort Atkinson High School ... was a linebacker and wide receiver for head coach Steve Mahoney ... team captain as a senior ... named All-State, All-Conference and All-Area during his career ... four-year letterwinner in track under head coach Mark Sykes ... ran the 100m and 200m as well as competing in the long jump ... named All-State as a junior and senior.

Personal: Given name is James Edward Nachtigal ... parents are Terry and Julie Nachtigal ... enjoys hunting and lifting ... major is undeclared.

CAREER GAME-BY-GAME

2015

Opponent	UT	AT	TT	TFL-Yds	Sacks-Yds	FF	FR-Yds	Int	PD
FORDHAM	0	0	0	0-0	0-0	0	0-0	0	0
at Connecticut	0	0	0	0-0	0-0	0	0-0	0	0
WAKE FOREST	0	0	0	0-0	0-0	0	0-0	0	0
at EMU	0	0	0	0-0	0-0	0	0-0	0	0
at Penn State	0	0	0	0-0	0-0	0	0-0	0	0
DUKE	0	0	0	0-0	0-0	0	0-0	0	0
BUCKNELL	0	0	0	0-0	0-0	0	0-0	0	0
at Rice	0	0	0	0-0	0-0	0	0-0	0	0
at Air Force	0	0	0	0-0	0-0	0	0-0	0	0
TULANE									
RUTGERS									
vs. Navy									

DEFENSIVE STATISTICS

Year	G-GS	TT-PT-AT	TFL-Yds	QBS	FR	PD	Int.	Blk.
2015	9-0	0-0-0	0-0-0	0-0	0	0	0	0
Totals	9-0	0-0-0	0-0-0	0-0	0	0	0	0

CAREER HIGHS

Tackles:

Solo Tackles:

Assisted Tackles:

Tackles for Loss:

Victor Nieves III

FR • OL

6-4 | 318

DOTHAN, ALA.

NORTHVIEW (USMAPS)

2015: Played in seven games this season with five starts ... made collegiate debut in the Fordham game ... earned first-career start at left guard against Wake Forest ... came off the bench at Eastern Michigan ... started at left guard against Penn State, Duke, Bucknell and Rice.

2015 ARMY WEST POINT FOOTBALL GAME NOTES

Edgar Poe

JR • WR • 2VL

6-4 | 215

TUCSON, ARIZ.

CIENEGA (USMAPS)

2015: Played in every game this season, including seven starts ... seven catches for 202 yards three receptions went for touchdowns ... has returned 13 punts for 40 yards ... caught one ball for a 27-yard touchdown against Fordham ... also returned three punts opposite the Rams ... made one catch for a 10-yard touchdown at Eastern Michigan ... also returned two punts for a net of nine yards ... long return of 10 yards opposite the Eagles ... caught one pass for 32 yards at Penn State ... returned four punts for 15 yards at Penn State ... long return of 14 yards opposite the Nittany Lions ... made three catches for 100 yards, including a 69-yard game-winning TD against Bucknell ... returned one punt for eight yards at Rice ... made one reception for 33 yards at Air Force ... returned one punt for four yards against the Falcons.

CAREER GAME-BY-GAME

2015 — RECEIVING

Opponent	No.	Yds	Avg	TD	Lg
FORDHAM	1	27	27.0	1	27
at Connecticut	0	0	0	0	0
WAKE FOREST	0	0	0	0	0
at EMU	1	10	10.0	1	10
at Penn State	1	32	32.0	0	32
DUKE	0	0	0	0	0
BUCKNELL	3	100	33.3	1	69
at Rice	0	0	0	0	0
at Air Force	1	33	33.0	0	33
TULANE					
RUTGERS					
vs. Navy					

2014 — RECEIVING

Opponent	No.	Yds	Avg	TD	Lg
BUFFALO	1	29	29.0	0	29
at Stanford	1	10	10.0	0	10
at Wake Forest	0	0	0.0	0	0
at Yale	3	38	12.6	1	22
BALL STATE	1	37	37.0	0	37
RICE	1	54	54.0	0	54
at Kent State	0	0	0.0	0	0
AIR FORCE	0	0	0.0	0	0
vs. Connecticut	0	0	0.0	0	0
at W. Kentucky	2	26	13.0	0	14
FORDHAM	1	5	5.0	0	5
vs. Navy	0	0	0.0	0	0

2013

Opponent	No.	Yds	Avg	TD	Lg
at Ball State	0	0	0.0	0	0
STANFORD	1	6	6.0	1	6
at Temple	0	0	0.0	0	0

2015 — PUNT RETURNS

Opponent	No.	Yds	Avg	TD	Lg
FORDHAM	3	0	0	0	0
at Connecticut	0	0	0	0	0
WAKE FOREST	1	-1	-1.0	0	-
at EMU	2	9	4.5	0	10
at Penn State	4	15	3.7	0	14
DUKE	1	5	5.0	0	5
BUCKNELL	1	8	8.0	0	8
at Rice	1	4	4.0	0	4
at Air Force					
TULANE					
RUTGERS					
vs. Navy					

RECEIVING STATISTICS

Year	G-GS	Rec.	Yds.	Avg.	TD	Long/Opp.
2013	3-0	1	6	6.0	1	6/Stanford
2014	12-9	10	199	19.9	1	54/RICE
2015	9-7	7	202	28.8	3	69/BUCKNELL
Totals	24-16	18	407	22.6	5	69/BUCKNELL

PUNT RETURN STATISTICS

Year	G-GS	Ret.	Yds.	Avg.	TD	Long/Opp.
2015	9-7	13	40	3.0	0	14/Penn State
2015	9-7	13	40	3.0	0	14/Penn State

CAREER HIGHS

Receptions: 3-2x, last vs. Bucknell, 10-17-15
Receiving Yards: 100 vs. Bucknell, 10-17-15
Long Reception: 69 vs. Bucknell, 10-17-15
Touchdowns: 1-5x, last vs. Bucknell, 10-17-15
Punt Returns: 4 at Penn State, 10-3-15
Punt Return Yards: 15 at Penn State, 10-3-15
Long Punt Return: 14 at Penn State, 10-3-15

Luke Proulx

SR • DB • 2VL

5-10 | 196

BOTHELL, WASH.

BOTHELL (USMAPS)

2015: Has appeared in four games this season ... played against Fordham, Eastern Michigan, Penn State and Duke but did not figure statistically.

CAREER GAME-BY-GAME

2015

Opponent	UT	AT	TT	TFL-Yds	Sacks-Yds	FF	FR-Yds	Int	PD
FORDHAM	0	0	0	0-0	0-0	0	0-0	0	0
at Connecticut					DNP				
WAKE FOREST					DNP				
at EMU	0	0	0	0-0	0-0	0	0-0	0	0
at Penn State	0	0	0	0-0	0-0	0	0-0	0	0
DUKE	0	0	0	0-0	0-0	0	0-0	0	0
BUCKNELL					DNP				
at Rice					DNP				
at Air Force					DNP				
TULANE									
RUTGERS									
vs. Navy									

2014

Opponent	UT	AT	TT	TFL-Yds	Sacks-Yds	FF	FR-Yds	Int	PD
BUFFALO	1	0	1	0-0	0-0	0	0-0	0	0
at Stanford					DNP				
at Wake Forest	0	1	1	0-0	0-0	0	0-0	0	0
at Yale	3	2	5	0-0	0-0	0	0-0	0	0
BALL STATE					DNP				
RICE	2	0	2	0-0	0-0	0	0-0	0	0
at Kent State	7	2	9	0-0	0-0	0	0-0	0	0
AIR FORCE					DNP				
vs. Connecticut					DNP				
at W. Kentucky	4	1	5	0-0	0-0	0	0-0	0	0
FORDHAM	2	0	2	0-0	0-0	0	0-0	0	0
vs. Navy	1	2	3	0-0	0-0	0	0-0	0	0

DEFENSIVE STATISTICS

Year	G-GS	TT-PT-AT	TFL	QBS	FR	PD	Int.	Blk.
2013	1-0	0-0-0	0-0	0-0	0	0	0	0
2014	8-2	28-20-8	0-0	0-0	0	0	0	0
2015	4-0	0-0-0	0-0	0-0	0	0	0	0
Totals	13-2	28-20-8	0-0	0-0	0	0	0	0

CAREER HIGHS

Tackles: 9 at Kent State, 10-18-14
Solo Tackles: 7 at Kent State, 10-18-14
Assisted Tackles: 2-2x last at Kent State, 10-18-14
Sacks:
Tackles for Loss:
Forced Fumbles:

Max Regan

FR • DB

6-2 | 185

AUSTIN, TEXAS

VANDERGRIFT (USMAPS)

2015: Played in seven games this season ... made his collegiate debut against Fordham ... did not figure statistically against the Rams, Connecticut, Wake Forest, Duke, Bucknell or Air Force ... made his first-collegiate tackle at Rice.

High School: Three-year football letterwinner at Vandergrift High School ... was a defensive back ... named first team All-District ... selected to the first team Academic All-District Team all four years ... member of the leadership council as well ... four-year letterwinner in golf and also competed in basketball at Vandergrift ... played a year of football at USMAPS.

Personal: Given name is Max William Regan ... parents names are Brent and Heather Regan ... enjoys golf and snowboarding ... major is undeclared.

CAREER GAME-BY-GAME

2015

Opponent	UT	AT	TT	TFL-Yds	Sacks-Yds	FF	FR-Yds	Int	PD
FORDHAM	0	0	0	0-0	0-0	0	0-0	0	0
at Connecticut	0	0	0	0-0	0-0	0	0-0	0	0
WAKE FOREST	0	0	0	0-0	0-0	0	0-0	0	0
at EMU					DNP				
at Penn State					DNP				
DUKE	0	0	0	0-0	0-0	0	0-0	0	0
BUCKNELL	0	0	0	0-0	0-0	0	0-0	0	0
at Rice	1	0	1	0-0	0-0	0	0-0	0	0
at Air Force	0	0	0	0-0	0-0	0	0-0	0	0
TULANE									
RUTGERS									
vs. Navy									

DEFENSIVE STATISTICS

Year	G-GS	TT-PT-AT	TFL-Yds	QBS	FR	PD	Int.	Blk.
2015	7-0	1-1-0	0-0-0	0-0	0	0	0	0
Totals	7-0	1-1-0	0-0-0	0-0	0	0	0	0

CAREER HIGHS

Tackles: 1 at Rice, 10-24-15
Solo Tackles: 1 at Rice, 10-24-15
Assisted Tackles:
Tackles for Loss:

2015 ARMY WEST POINT FOOTBALL GAME NOTES

Jared Rogers

SR • DB

5-8 | 180

BATON ROUGE, LA.

EPISCOPAL (USMAPS)

2015: Has appeared in seven games this season ... did not figure statistically against Fordham, Connecticut, Wake Forest, Eastern Michigan, Penn State, Duke or Air Force.

Eddy Ruzga

JR • DL

6-3 | 241

LAKE GENEVA, WIS.

BADGER (USMAPS)

2015: Made the transition from offense (TE) to defensive line ... made three solo tackles, including two for a loss and one sack at Penn State ... registered one solo stop against Duke ... did not figure statistically against Connecticut, Wake Forest, Eastern Michigan or Bucknell.

Harrison Rooney

FR • LB

6-1 | 205

Rogers, Ark.

Bentonville

2015: Made his collegiate debut against Fordham ... combined on one tackle against the Rams ... did not figure statistically at Connecticut or against Wake Forest.

High School: Three-year football letterwinner at Bentonville High School ... was a linebacker for head coach Barry Lunney ... named All-State, All-Conference and Arkansas NWA Media Defensive Player of the Year ... had 118 tackles with 75 solo as a senior ... posted two interceptions and returned one for a TD against Fayetteville in 2014.

Personal: Given name is Harrison C. Rooney ... parents are Aaron Rooney, and Angelia and Bill McCreary ... enjoys hiking and fishing ... major is undeclared.

CAREER GAME-BY-GAME

2015

Opponent	UT	AT	TT	TFL-Yds	Sacks-Yds	FF	FR-Yds	Int	PD
FORDHAM	0	0	0	0-0	0-0	0	0-0	0	0
at Connecticut	0	0	0	0-0	0-0	0	0-0	0	0
WAKE FOREST	0	0	0	0-0	0-0	0	0-0	0	0
at EMU	0	0	0	0-0	0-0	0	0-0	0	0
at Penn State	0	0	0	0-0	0-0	0	0-0	0	0
DUKE	0	0	0	0-0	0-0	0	0-0	0	0
BUCKNELL				DNP					
at Rice				DNP					
at Air Force	0	0	0	0-0	0-0	0	0-0	0	0
TULANE									
RUTGERS									
vs. Navy									

2014

Opponent	UT	AT	TT	TFL-Yds	Sacks-Yds	FF	FR-Yds	Int	PD
BUFFALO				DNP					
at Stanford				DNP					
at Wake Forest	0	0	0	0-0	0-0	0	1-0	0	0
at Yale				DNP					
BALL STATE	0	0	0	0-0	0-0	0	1-0	0	0
RICE	0	0	0	0-0	0-0	0	1-0	0	0
at Kent State	0	0	0	0-0	0-0	0	1-0	0	0
AIR FORCE	0	0	0	0-0	0-0	0	0-0	0	0
vs. Connecticut	0	0	0	0-0	0-0	0	0-0	0	0
at W. Kentucky	0	0	0	0-0	0-0	0	1-0	0	0
FORDHAM	0	0	0	0-0	0-0	0	1-0	0	0
vs. Navy	0	0	0	0-0	0-0	0	1-0	0	0

DEFENSIVE STATISTICS

Year	G-GS	TT-PT-AT	TFL	QBS	FR	PD	Int.	Blk.
2013	1-0	0-0-0	0-0	0-0	0	0	0	0
2014	9-0	0-0-0	0-0	0-0	1	0	0	0
2015	7-0	0-0-0	0-0	0-0	0	0	0	0
Totals	17-0	0-0-0	0-0	0-0	1	0	0	0

CAREER HIGHS

Tackles:

Solo Tackles:

Assisted Tackles:

Sacks:

Tackles for Loss:

Fumble Recoveries: 1 vs. Ball State, 10-4-14

CAREER GAME-BY-GAME

2015 - DEFENSIVE

Opponent	UT	AT	TT	TFL-Yds	Sacks-Yds	FF	FR-Yds	Int	PD
FORDHAM					DNP				
at Connecticut	0	0	0	0-0	0-0	0	0-0	0	0
WAKE FOREST	0	0	0	0-0	0-0	0	0-0	0	0
at EMU	0	0	0	0-0	0-0	0	0-0	0	0
at Penn State	3	0	3	2.0-10	1.0-9	0	0-0	0	0
DUKE	1	0	1	0-0	0-0	0	0-0	0	0
BUCKNELL	0	0	0	0-0	0-0	0	0-0	0	0
at Rice					DNP				
at Air Force					DNP				
TULANE									
RUTGERS									
vs. Navy									

2014 — RECEIVING

Opponent	No.	Yds	Avg	TD	Lg
BUFFALO	0	0	0	0	0
at Stanford			DNP		
at Wake Forest			DNP		
at Yale			DNP		
BALL STATE			DNP		
RICE			DNP		
at Kent State			DNP		
AIR FORCE			DNP		
vs. Connecticut			DNP		
at W. Kentucky			DNP		
FORDHAM			DNP		
vs. Navy			DNP		

DEFENSIVE STATISTICS

Year	G-GS	TT-PT-AT	TFL	QBS	FR	PD	Int.	Blk.
2015	6-0	4-0-4	2.2-10	1.0-9	0	0	0	0
Totals	7-0	4-0-4	2.2-10	1.0-9	0	0	0	0

RECEIVING STATISTICS

Year	G-GS	Rec.	Yds.	Avg.	TD	Long/Opp.
2014	1-0	0	0	0	0	--/--
Totals	7-0	0	0	0	0	--/--

CAREER HIGHS

Tackles: 3 at Penn State, 10-3-15

Solo Tackles: 3 at Penn State, 10-3-15

Assisted Tackles:

Sacks: 1.0 at Penn State, 10-3-15

Tackles for Loss: 2.0 at Penn State, 10-3-15

Fumble Recoveries:

Receptions:

Receiving Yards:

Long Reception:

Receiving Touchdowns:

CAREER GAME-BY-GAME

2015

Opponent	UT	AT	TT	TFL-Yds	Sacks-Yds	FF	FR-Yds	Int	PD
FORDHAM	0	1	1	0-0	0-0	0	0-0	0	0
at Connecticut	0	0	0	0-0	0-0	0	0-0	0	0
WAKE FOREST	0	0	0	0-0	0-0	0	0-0	0	0
at EMU				DNP					
at Penn State				DNP					
DUKE				DNP					
BUCKNELL				DNP					
at Rice				DNP					
at Air Force				DNP					
TULANE									
RUTGERS									
vs. Navy									

DEFENSIVE STATISTICS

Year	G-GS	TT-PT-AT	TFL-Yds	QBS	FR	PD	Int.	Blk.
2015	3-0	1-0-1	0.0-0	0-0	0	0	0	0
Totals	3-0	1-0-1	0.0-0	0-0	0	0	0	0

CAREER HIGHS

Tackles: 1 vs. Fordham, 9-4-15

Solo Tackles:

Assisted Tackles: 1 vs. Fordham, 9-4-15

Tackles for Loss:

2015 ARMY WEST POINT FOOTBALL GAME NOTES

A.J. Schurr

SR • QB • 2VL

6-0 | 209

LIBERTYVILLE, ILL.

LIBERTYVILLE (USMAPS)

2015: Has played in six games, including three starts ... has carried the ball 98 times for 384 yards and seven touchdowns (3.9 yards per carry) ... 11-for-29 passing for 300 yards and three touchdown passes ... made season debut off the bench at Connecticut ... 2-for-5 for 80 yards with one touchdown and one interception ... threw a 71-yard touchdown pass to Joe Walker ... came in off the bench at Eastern Michigan ... rushed 10 times for 67 yards and two touchdowns opposite the Eagles ... long rush of 10 yards ... completed 3-of-7 passes for 70 yards ... long pass of 49 yards against the Eagles ... made first start of the year at Penn State ... rushed for two touchdowns, including a 56-yard run in the third quarter at Penn State ... completed only pass to Edgar Poe for 32 yards ... ran 10 times for 27 yards during a start against Duke ... completed three passes for 100 yards and a score as a reserve against Bucknell ... threw 68-yard touchdown pass to Edgar Poe ... rushed 31 times for 99 yards opposite the Bison ... ran for a pair of touchdowns versus Bucknell ... ran for 117 yards and a touchdown, including a career-best 71-yard run at Rice ... also was 2-for-8 passing, including a 16-yard touchdown pass to DeAndre Bell.

2015 — RUSHING

Opponent	No.	Yds	Avg	TD	Lg
FORDHAM			DNP		
at Connecticut	0	0	0.0	0	0
WAKE FOREST			DNP		
at EMU	10	67	6.7	2	10
at Penn State	24	74	3.1	2	56
DUKE	10	27	2.7	0	8
BUCKNELL	31	99	3.2	2	16
at Rice	23	117	5.1	1	71
at Air Force			DNP		
TULANE					
RUTGERS					
vs. Navy					

2014

Opponent	No.	Yds	Avg	TD	Lg
BUFFALO	0	0	0	0	0
at Stanford	6	65	10.8	0	35
at Wake Forest			DNP		
at Yale	15	135	9.0	1	43
BALL STATE	5	15	3.0	2	16
RICE	4	11	2.8	0	12
at Kent State	0	0	0	0	0
AIR FORCE	1	-8	-8.0	0	-8
vs. Connecticut	1	5	5.0	0	5
at W. Kentucky			DNP		
FORDHAM	4	10	17.5	0	54
vs. Navy	9	27	3.0	0	10

2013

Opponent	No.	Yds	Avg	TD	Lg
at Ball State	5	46	9.2	0	31
STANFORD	6	18	3.0	0	8
WFU	2	-1	-0.5	0	0
at Hawai'i	15	47	3.1	4	34
vs. Navy	5	-3	-0.6	0	6

2012

Opponent	No.	Yds	Avg	TD	Lg
BC	0	0	0.0	0	0
KENT ST.	4	21	5.2	0	10
at EMU	3	14	4.7	0	9
at Rutgers	1	(-3)	(-3.0)	0	0
TEMPLE	4	15	3.8	0	11

PASSING STATISTICS

Year	G-GS	C	A	Pct.	Yds.	Int.	TD	Long/Opp.
2012	5-0	8	18	.444	130	0	2	35/EMU
2013	5-1	14	25	.560	196	0	1	48/Hawai'i
2014	12-2	12	28	.429	242	1	1	54/RICE
2015	6-3	11	29	.379	300	4	3	71/UConn
Totals	28-6	45	100	.450	878	5	7	71/UConn

RUSHING STATISTICS

Year	G-GS	Att.	Yds.	Avg.	TD	Long/Opp.
2012	5-0	12	47	3.9	0	11/Temple
2013	5-1	33	107	3.2	4	34/Hawai'i
2014	12-2	45	320	7.1	3	54/FORDHAM
2015	6-3	98	384	3.9	7	71/Rice
Totals	28-6	198	858	4.3	14	71/Rice

CAREER HIGHS

Passing Attempts: 12 at Yale, 9-27-14
 Pass Completions: 6 at Yale, 9-27-14
 Passing Yards: 122 vs. Hawai'i, 11-30-13
 Passing Touchdowns: 1-7x, last at Rice, 10-24-15
 Long Pass: 71 at Connecticut, 9-12-15
 Rushing Attempts: 31 vs. Bucknell, 10-17-15
 Rushing Yards: 135 at Yale, 9-27-14
 Rushing Touchdowns: 4 vs. Hawai'i, 11-30-13
 Long Rush: 71 at Rice, 10-24-15

Spencer Sheff

FR • RB

5-11 | 200

ELK GROVE, CALIF.

ELK GROVE

2015: Played in eight games this season ... made career debut versus Fordham ... did not figure statistically versus the Rams, at Connecticut, at Eastern Michigan, Penn State, versus Bucknell or at Air Force ... made first-career tackle on special teams against Duke ... recovered an onside kick at Rice.

High School: Lettered three years in football at Elk Grove High School ... was a running back and linebacker for head coach Chris Nixon ... two-year team captain ... two-time first team All-League ... first team All-Section as a senior ... three-time third team All-State ... led the team in tackles as a junior ... had 1,000 yards rushing as a senior and d rushed for over 2,000 yards in his career ... had over 300 tackles in his career ... only player in school history with over 2,000 yards and 300 tackles in his career ... swam one year in the 200m and 400m relays ... named the team's rookie of the year.

Personal: Given name is Spencer T. Sheff ... mother's name is Susan Rushing ... enjoys video games, camping, boating, playing board games, especially Monopoly ... major is undeclared.

CAREER GAME-BY-GAME

2015 — RUSHING

Opponent	No.	Yds	Avg	TD	Lg
FORDHAM	0	0	0	0	0
at Connecticut	0	0	0	0	0
WAKE FOREST			DNP		
at Eastern Michigan	0	0	0	0	0
at Penn State	0	0	0	0	0
DUKE	0	0	0	0	0
BUCKNELL	0	0	0	0	0
at Rice	0	0	0	0	0
at Air Force					
TULANE					
RUTGERS					
vs. Navy					

2015 — RECEIVING

Opponent	No.	Yds	Avg	TD	Lg
FORDHAM	0	0	0.0	0	0
at Connecticut	0	0	0.0	0	0
WAKE FOREST			DNP		
at Eastern Michigan	0	0	0	0	0
at Penn State	0	0	0	0	0
DUKE	0	0	0	0	0
BUCKNELL	0	0	0	0	0
at Rice	0	0	0	0	0
at Air Force	0	0	0	0	0
TULANE					
RUTGERS					
vs. Navy					

RUSHING STATISTICS

Year	G-GS	Att.	Yds.	Avg.	TD	Long/Opp.
2015	8-0	0	0	0.0	0	0/--
Totals	8-0	0	0	0.0	0	0/--

RECEIVING STATISTICS

Year	G-GS	Rec.	Yds.	Avg.	TD	Long/Opp.
2015	8-0	0	0	0.0	0	--/--
Totals	8-0	0	0	0.0	0	--/--

CAREER HIGHS

Receptions:
 Receiving Yards:
 Long Reception:
 Receiving Touchdowns: --
 Rushing Attempts: --
 Rushing Yards: --
 Long Rush: --
 Rushing Touchdowns: --
 Tackles: 1 vs. Duke, 10-10-15
 Solo Tackles: 1 vs. Duke, 10-10-15

2015 ARMY WEST POINT FOOTBALL GAME NOTES

Jordan Smith

JR • DL

6-3 | 235

OCEANSIDE, CALIF.

OCEANSIDE (USMAPS)

2015: Listed with the starting unit in every game ... made his first-career start and totaled three tackles, including combining on one for a loss, against Fordham ... finished with eight tackles, including one solo stop at Connecticut ... also forced a fumble and blocked an extra point opposite the Huskies ... started and made a pair of solo tackles against Wake Forest ... earned the start and assisted on two tackles at Eastern Michigan ... totaled three tackles, including one solo stop at Penn State ... assisted on three tackles against Duke ... finished with five tackles, including three solo stops against Bucknell ... had 1.5 tackles for loss and blocked his second extra point of the year opposite the Bison ... recorded three tackles and forced a fumble at Rice ... made six tackles, three solo, at Air Force.

CAREER GAME-BY-GAME

2015

Opponent	UT	AT	TT	TFL-Yds	Sacks-Yds	FF	FR-Yds	Int	PD
FORDHAM	1	2	3	0.5-1	0-0	0	0-0	0	0
at Connecticut	1	7	8	0-0	0-0	1	0-0	0	0
WAKE FOREST	2	0	2	0-0	0-0	0	0-0	0	0
at EMU	0	2	2	0-0	0-0	0	0-0	0	0
at Penn State	1	2	3	0-0	0-0	0	0-0	0	0
DUKE	0	3	3	0-0	0-0	0	0-0	0	0
BUCKNELL	3	2	5	1.5-4	0-0	0	0-0	0	0
at Rice	1	2	3	0-0	0-0	1	0-0	0	0
at Air Force	3	3	6	0-0	0-0	0	0-0	0	0
TULANE									
RUTGERS									
vs. Navy									

2014

Opponent	UT	AT	TT	TFL-Yds	Sacks-Yds	FF	FR-Yds	Int	PD
BUFFALO					DNP				
at Stanford					DNP				
at Wake Forest					DNP				
at Yale	0	0	0	0-0	0-0	0	0-0	0	0
BALL STATE	0	0	0	0-0	0-0	0	0-0	0	0
RICE	0	0	0	0-0	0-0	0	0-0	0	0
at Kent State	1	0	1	1.0-1	0-0	0	0-0	0	0
AIR FORCE	3	1	4	0-0	0-0	0	0-0	0	0
vs. Connecticut	0	0	0	0-0	0-0	0	0-0	0	0
at W. Kentucky	0	1	1	0-0	0-0	0	0-0	0	0
FORDHAM	0	0	0	0-0	0-0	0	0-0	0	0
vs. Navy					DNP				

DEFENSIVE STATISTICS

Year	G-GS	TT-PT-AT	TFL-Yds	QBS	FR	PD	Int.	Blk.
2013	0-0	0-0-0	0.0-0	0-0	0	0	0	0
2014	8-0	6-4-2	1.0-3	0-0	0	0	0	0
2015	9-9	35-12-23	2.0-5	0-0	0	0	0	2
Totals	17-9	41-16-25	3.0-8	0-0	0	0	0	2

CAREER HIGHS

Tackles: 8 at Connecticut, 9-12-15

Solo Tackles: 3-3x last at Air Force, 11-7-15

Assisted Tackles: 7 vs. Connecticut, 9-12-15

Tackles for Loss: 1.5 vs. Bucknell, 10-17-15

Fumble Recoveries:

Forced Fumbles: 1-2x, last at Rice, 10-24-15

Elijah St. Hilaire

JR • RB

5-9 | 195

FORT LEE, N.J.

PALISADES PARK (USMAPS)

2015: Has played in four games this season ... made season debut against Wake Forest ... did not figure statistically versus the Demon Deacons ... assisted on one tackle on the special teams unit against Bucknell ... did not figure statistically at Rice or Air Force.

CAREER GAME-BY-GAME

2015 — RUSHING

Opponent	No.	Yds	Avg	TD	Lg
FORDHAM		DNP			
at Connecticut		DNP			
WAKE FOREST	0	0	0.0	0	0
at Eastern Michigan		DNP			
at Penn State		DNP			
DUKE		DNP			
BUCKNELL	0	0	0.0	0	0
at Rice	0	0	0.0	0	0
at Air Force	0	0	0.0	0	0
TULANE					
RUTGERS					
vs. Navy					

2014 — RUSHING

Opponent	No.	Yds	Avg	TD	Lg
BUFFALO		DNP			
at Stanford		DNP			
at Wake Forest		DNP			
at Yale		DNP			
BALL STATE		DNP			
RICE		DNP			
at Kent State	0	0	0.0	0	0
AIR FORCE		DNP			
vs. Connecticut	0	0	0.0	0	0
at W. Kentucky		DNP			
FORDHAM		DNP			
vs. Navy		DNP			

RUSHING STATISTICS

Year	G-GS	Att.	Yds.	Avg.	TD	Long/Opp.
2013	0-0	0	0	0.0	0	--/--
2014	2-0	0	0	0.0	0	--/--
2015	4-0	0	0	0.0	0	--/--
Totals	6-0	0	0	0.0	0	--/--

CAREER HIGHS

Rushing Attempts:

Rushing Touchdowns:

Long Rush:

Tackles: 1 vs. Bucknell, 10-17-15

Assisted Tackles: 1 vs. Bucknell, 10-17-15

Lofi Tamasese

JR • OL

6-1 | 293

DALY CITY, CALIF.

JEFFERSON (USMAPS)

2015: Came off the bench in the Connecticut game ... did not see any action versus Fordham, Wake Forest, Eastern Michigan, Penn State, Duke, Bucknell. Rice or Air Force.

Alex Tardieu

SR • P

6-4 | 218

GRANTS PASS, ORE.

GRANTS PASS (USMAPS)

2015: Serves as holder for field goals and extra points ... has punted 40 times for 1583 yards (39.5 avg.) ... long punt of 56 yards ... 13 kicks have been down inside the opponents' 20-yard line ... punted three times for 128 total yards (42.7 avg.) against Fordham ... landed one kick inside the 20 opposite the Rams ... had four punts for a total of 174 yards (43.5 avg.) at Connecticut ... long punt of 56 yards versus the Huskies ... punted seven times for 286 yards against Wake Forest ... averaged 40.9 yards per punt ... long punt of 49 yards versus the Demon Deacons ... did not punt at Eastern Michigan ... punted four times for 156 yards (39.0 avg.) at Penn State ... had two punts downed inside the 20-yard line opposite the Nittany Lions ... punted once for 43 yards opposite Duke ... punted five times for 176 yards (35.2 avg.) in the Bucknell game ... had two punts downed inside the 20-yard line opposite the Bison ... punted five times for 142 yards (36.4 avg.) at Rice ... one punt was downed inside the 20 and had a long boot of 51 yards against the Owls ... punted eight times for 330 yards (41.2) average at Air Force ... four kicks were downed inside the 20-yard line against the Falcons.

TARDIEU'S CAREER GAME-BY-GAME

2015 — PUNTING

Opponent	No.	Yds	Avg	Lg	I20	50+	Blk
FORDHAM	3	128	42.7	44	1	0	0
at Connecticut	4	174	43.5	56	1	1	0
WAKE FOREST	7	286	40.9	49	1	0	0
at Eastern Michigan	0	0	0.0	0	0	0	0
at Penn State	4	156	39.0	44	2	0	0
DUKE	1	43	43.0	43	0	0	0
BUCKNELL	5	176	35.2	45	2	0	0
at Rice	5	182	36.4	51	1	1	0
at Air Force	8	330	41.2	52	4	1	0
TULANE							
RUTGERS							
vs. Navy							

2014 — PUNTING

Opponent	No.	Yds	Avg	Lg	I20	50+	Blk
BUFFALO	3	114	38.0	47	2	0	0
at Stanford	6	240	40.0	49	1	0	0
at Wake Forest	4	181	45.5	54	3	1	0
at Yale	4	169	42.2	51	1	1	0
BALL STATE	3	102	34.0	42	1	0	0
Rice	4	161	40.2	44	1	0	0
at Kent State	3	114	38.0	53	2	0	0
AIR FORCE	6	226	37.7	52	1	1	0
vs. Connecticut	2	82	41.0	43	2	0	0
at W. Kentucky	3	110	36.7	47	2	0	0
FORDHAM	3	109	36.3	38	2	0	0
vs. Navy	3	123	41.0	51	0	0	0

2013 — PUNTING

Opponent	No.	Yds	Avg	Lg	I20	50+	Blk
MORGAN STATE	3	116	38.7	40	0	0	0
at Ball State	5	178	35.6	48	1	0	0
STANFORD	4	126	31.5	44	0	0	0
WFU	5	239	47.8	51	1	1	0
vs. La. Tech	4	142	35.3	43	1	0	0
at BC	5	173	34.6	42	0	0	0
EMU	1	29	29.0	29	1	0	0
at Temple	7	286	40.9	45	3	0	0
at Air Force	3	109	36.3	55	0	1	0
WKU	3	109	36.3	45	2	0	0
at Hawai'i	5	176	35.2	49	1	0	0
vs. Navy	6	218	36.3	44	1	0	0

2014 — PASSING

Opponent	Comp.	Att.	Int.	Yds	TD	Lg
at Stanford	1	1	0	-4	0	-4

PUNTING STATISTICS

Year	G-GS	No.	Yds.	Avg.	I20	Blk.	Long/Opp.
2013	12-0	51	1901	37.3	11	0	55/Air Force
2014	12-0	44	1731	39.3	18	0	54/Wake Forest
2015	9-0	40	1583	39.5	13	0	56/Connecticut
Totals	32-0	135	5215	38.6	42	0	56/Connecticut

CAREER HIGHS

Punts: 8 at Air Force, 11-7-15

Punting Yards: 330 at Air Force, 11-7-15

Punting Average: 47.8 vs. Wake Forest, 9-21-13

Long Punt: 56 at Connecticut, 9-12-15

Inside the 20-Yard Line: 4 at Air Force, 11-7-15

Passing Attempts: 1 at Stanford, 9-13-14

Passing Completions: 1 at Stanford, 9-13-14

2015 ARMY WEST POINT FOOTBALL GAME NOTES

Jeremy Timpf
JR • LB
6-1 | 225
TUCSON, ARIZ.
SABINO (USMAPS)

2015: Team co-captain ... listed as a starting linebacker in every game ... registered 69 tackles and 38 solo tackles ... has forced a fumble and intercepted a pass ... led team with nine tackles, five solo, against Fordham ... collected nine tackles at Connecticut ... finished with five solo stops against the Huskies ... registered five tackles, including two solo stops against Wake Forest ... intercepted a pass and returned it for 17 yards ... also contributed a sack for a loss of three yards opposite the Demon Deacons ... registered a team-high eight solo tackles at Eastern Michigan ... forced a fumble opposite the Eagles ... shared the team lead with eight tackles at Penn State ... registered three solo stops and broke up a pass opposite the Nittany Lions ... recorded four tackles, one solo, against Duke ... posted six tackles, two solo, versus Bucknell ... led Army with 10 tackles, six solo, at Rice ... posted 10 tackles, six solo, including 0.5 for a loss at Air Force.

CAREER GAME-BY-GAME

2015

Opponent	UT	AT	TT	TFL-Yds	Sacks-Yds	FF	FR-Yds	Int	PD
FORDHAM	5	4	9	0.0-0	0-0	0	0-0	0	0
at Connecticut	5	4	9	0.0-0	0-0	0	0-0	0	0
WAKE FOREST	2	3	5	0.5-3	0.5-3	0	0-0	1	0
at EMU	8	0	8	0.0-0	0-0	1	0-0	0	0
at Penn State	3	5	8	0.0-0	0-0	0	0-0	0	1
DUKE	1	3	4	0.0-0	0-0	0	0-0	0	0
BUCKNELL	2	4	6	1.0-1	1.0-1	0	0-0	0	0
at Rice	6	4	10	0.5-1	0-0	0	0-0	0	0
at Air Force									
TULANE									
RUTGERS									
vs. Navy									

2014

Opponent	UT	AT	TT	TFL-Yds	Sacks-Yds	FF	FR-Yds	Int	PD
BUFFALO	9	2	11	1.0-1	0-0	0	0-0	0	0
at Stanford	7	3	10	2.0-4	0-0	1	0-0	0	0
at Wake Forest	7	1	8	2.0-4	0-0	0	0-0	1	1
at Yale	9	5	14	0-0	0-0	0	1-0	1	1
BALL STATE	0	3	3	0.5-0	0-0	0	0-0	1	0
RICE	3	3	6	2.0-7	0-0	0	0-0	0	0
at Kent State	2	4	6	1.5-5	0-0	0	0-0	0	0
AIR FORCE	12	5	17	3.0-10	1.0-7	0	0-0	0	0
vs. Connecticut	6	2	8	0-0	0-0	0	0-0	0	0
at W. Kentucky	7	3	10	1.0-1	0-0	0	0-0	0	0
FORDHAM	8	1	9	1.0-3	0-0	0	0-0	0	0
vs. Navy	9	6	15	0.5-0	0-0	0	0-0	0	0

DEFENSIVE STATISTICS

Year	G-GS	TT-PT-AT	TFL-Yds	QBS	FR	PD	Int.	Blk.
2013	0-0	0-0-0	0.0-0	0-0	0	0	0	0
2014	12-12	117-79-38	14.5-35	1.0-7	1	3	3	0
2015	9-9	69-38-31	3.0-4	1.5-4	0	1	1	0
Totals	21-21	186-117-69	17.5-39	2.5-11	1	4	4	0

CAREER HIGHS

Tackles: 17 vs. Air Force, 11-1-14

Solo Tackles: 12 vs. Air Force, 11-1-14

Assisted Tackles: 6 vs. Navy, 12-13-14

Tackles for Loss: 3 vs. Air Force, 11-1-14

Forced Fumbles: 1-2x at Eastern Michigan, 9-26-15; at Stanford, 9-13-14

Interceptions: 1-4x, last vs. Wake Forest, 9-19-15

Pass Breakups: 1-3x, last at Penn State, 10-3-15

Brett Toth
SO • OL
6-6 | 259
CHARLESTON, S.C.
WEST ASHLEY (USMAPS)

2015: Started at right tackle against Fordham ... first-career start ... listed in the starting lineup at Connecticut ... did not play against Wake Forest, Eastern Michigan or Penn State ... appeared against Duke ... played in a reserve role opposite Bucknell ... did not play at Rice or Air Force.

John Trainor
SO • RB
5-11 | 179
HARRINGTON PARK, N.J.
NORTHERN VALLEY (USMAPS)

2015: Has appeared in every game ... listed with the starting unit eight times ... 25 rushes for 250 yards and two touchdowns ... four catches for 72 yards ... averages 18.0 yards per catch ... carried three times for 19 yards against Fordham ... long run of 19 yards ... averaged 6.3 yards per rush ... hauled in one pass for 28 yards ... one rush for eight yards against UConn ... came off the bench against Wake Forest ... caught one pass for 23 yards ... carried four times for 69 yards and a score at Eastern Michigan ... long rush of 30 yards opposite the Eagles ... caught two passes for 21 yards ... long reception of 13 yards versus Eagles ... rushed eight times for 69 yards at Penn State (8.6 yards per carry) ... long rush of 22 yards against the Nittany Lions ... ran twice for 15 yards against Duke ... carried the ball once for 22 yards versus Bucknell ... ran five times for 41 yards, including a 23-yard TD run at Rice.

CAREER GAME-BY-GAME

2015 — RUSHING

Opponent	No.	Yds	Avg	TD	Lg
FORDHAM	3	19	6.3	0	19
at Connecticut	1	8	8.0	0	8
WAKE FOREST	1	-7	-7.0	0	-7
at EMU	4	69	17.3	1	30
at Penn State	8	69	8.6	0	22
DUKE	2	15	7.5	0	16
BUCKNELL	1	22	22.0	0	22
at Rice	5	41	8.2	1	23
at Air Force	0	0	0	0	0
TULANE					
RUTGERS					
vs. Navy					

2015 — RECEIVING

Opponent	No.	Yds	Avg	TD	Lg
FORDHAM	1	28	28.0	0	28
at Connecticut	0	0	0.0	0	0
WAKE FOREST	1	23	23.0	0	23
at EMU	2	21	10.5	0	13
at Penn State	0	0	0.0	0	0
DUKE	0	0	0.0	0	0
BUCKNELL	0	0	0.0	0	0
at Rice	0	0	0.0	0	0
at Air Force	0	0	0.0	0	0
TULANE					
RUTGERS					
vs. Navy					

2014 — RECEIVING

Opponent	No.	Yds	Avg	TD	Lg
BUFFALO	0	0	0	0	0
at Stanford	0	0	0	0	0
at Wake Forest	0	0	0	0	0
at Yale	1	8	8.0	0	8
BALL STATE			DNP		
RICE			DNP		
at Kent State			DNP		
AIR FORCE			DNP		
vs. Connecticut			DNP		
at W. Kentucky	0	0	0	0	0
FORDHAM	0	0	0	0	0
vs. Navy	0	0	0	0	0

RECEIVING STATISTICS

Year	G-GS	Rec.	Yds.	Avg.	TD	Long/Opp.
2014	6-1	1	8	8.0	0	8/Yale
2015	9-8	4	72	18.0	0	28/Fordham
Totals	15-9	5	80	16.0	0	28/Fordham

RUSHING STATISTICS

Year	G-GS	Att.	Yds.	Avg.	TD	Long/Opp.
2014	6-1	0	0	--	0	--
2015	9-8	25	250	9.2	2	30/EMU
Totals	15-9	25	250	9.2	2	30/EMU

CAREER HIGHS

Receptions: 2 at Eastern Michigan, 9-26-15

Receiving Yards: 28 vs. Fordham, 9-4-15

Long Reception: 28 vs. Fordham, 9-4-15

Rushing Attempts: 8 at Penn State, 10-3-15

Rushing Yards: 69, 2x at Penn State, 10-3-15; at EMU, 9-26-15

Long Rush: 30 at Eastern Michigan, 9-26-15

Rushing Touchdowns: 1-2x, last at Rice, 10-24-15

2015 ARMY WEST POINT FOOTBALL GAME NOTES

Jaryn Villegas

SO • OL

6-2 | 286

WAHIAWA, HAWAI'I

LEILEHUA (USMAPS)

2015: Listed with the starting unit against Fordham ... announced as the starter at right guard ... started at Connecticut ... sixth career start ... did not appear against Wake Forest, Eastern Michigan, Penn State, Duke, Bucknell or Rice ... saw action as a reserve at Air Force.

John Voit

SO • DL

6-3 | 247

WILDWOOD, MO.

LAFAYETTE (USMAPS)

2015: Listed with the starting lineup in every game ... 32 tackles this season ... 2.5 tackles for loss, two sacks, one quarterback hurry, one forced fumble and one fumble recovery ... six tackles in first-career start against Fordham ... finished with four tackles, including two solo stops at Connecticut ... started against Wake Forest ... finished with two solo tackles versus the Demon Deacons ... started and made two solo tackles at Eastern Michigan and at Penn State ... registered seven tackles against Duke ... three primary stops ... made three tackles, two primary, versus Bucknell ... also blocked a field goal opposite the Bison ... had two solo tackles, a sack, a forced fumble and a fumble recovery at Rice ... made four tackles, two solo, at Air Force.

CAREER GAME-BY-GAME

2015

Opponent	UT	AT	TT	TFL-Yds	Sacks-Yds	FF	FR-Yds	Int	PD
FORDHAM	3	3	6	1.5-3	1.0-3	0	0-0	0	0
at UConn	2	2	4	0.0-0	0.0-0	0	0-0	0	0
WAKE	2	0	2	0.0-0	0.0-0	0	0-0	0	0
at EMU	2	0	2	0.0-0	0.0-0	0	0-0	0	0
at PSU	2	0	2	0.0-0	0.0-0	0	0-0	0	0
DUKE	5	2	7	0.0-0	0.0-0	0	0-0	0	0
BUCKNELL	2	1	3	0.0-0	0.0-0	0	0-0	0	0
at Rice	2	0	2	1.0-4	1.0-4	1	1-0	0	0
at Air Force	2	2	4	0.0-0	0.0-0	0	0-0	0	0
TULANE									
RUTGERS									
vs. Navy									

2014

Opponent	UT	AT	TT	TFL-Yds	Sacks-Yds	FF	FR-Yds	Int	PD
BUFFALO	0	0	0	0-0	0-0	0	0-0	0	0
at Stanford	0	1	1	0-0	0-0	0	0-0	0	0
at Wake Forest									
at Yale	1	0	1	1.0-5	0-0	0	0-0	0	0
BALL STATE	1	0	1	1.0-9	1.0-9	0	0-0	0	0
RICE	1	1	2	0-0	0-0	0	0-0	0	0
at Kent State	0	2	2	0.5-1	0-0	0	0-0	0	0
AIR FORCE	1	0	1	0-0	0-0	0	0-0	0	0
vs. Connecticut	0	0	0	0-0	0-0	0	0-0	0	0
at W. Kentucky	1	3	4	0-0	0-0	0	0-0	0	0
FORDHAM	1	0	1	0-0	0-0	0	0-0	1	0
vs. Navy	0	0	0	0-0	0-0	0	0-0	0	0

DEFENSIVE STATISTICS

Year	G-GS	TT-PT-AT	TFL-Yds	QBS	FR	PD	Int.	Blk.
2014	11-0	13-6-7	2.5-15	1.0-9	0	0	1	0
2015	9-9	32-22-10	2.5-7	2.0-7	1	0	0	1
Totals	20-9	45-28-17	5.0-22	3.0-16	1	0	1	1

CAREER HIGHS

Tackles: 7 vs. Duke, 10-10-15

Solo Tackles: 5 vs. Duke, 10-10-15

Assisted Tackles: 3-2x, last vs. Fordham, 9-4-15

Tackles for Loss: 1.5 vs. Fordham, 9-4-15

Sacks: 1.0-2x, last at Rice, 10-24-15

Interceptions: 1 vs. Fordham, 11-22-14

Fumble Recoveries: 1 at Rice, 10-24-15

Forced Fumbles: 1 at Rice, 10-24-15

Joe Walker

JR • RB

6-0 | 204

FAYETTEVILLE, GA.

EAGLES LANDING CHRISTIAN (USMAPS)

2015: Has played in eight games this season ... llisted with the starting lineup in seven games ... 23 carries for 190 yards and one touchdown ... averages 8.3 yards per carry ... snared three passes for 85 yards and two touchdowns ... long reception of 71 yards ... rushed four times for 27 yards against Fordham long run of 13 yards ...averaged 6.8 yards per carry ... hauled in two passes for 14 yards ... snared an eight-yard touchdown pass opposite Rams ... caught one pass for a 71-yard touchdown against Connecticut ... rushed four times for 24 yards opposite the Huskies ... rushed three times for 20 yards against Wake Forest ... long rush of 11 yards versus the Demon Deacons ... carried the ball once for seven yards at Penn State ... rushed five times for 86 yards and a touchdown at Eastern Michigan ... long rush of 63 yards opposite the Eagles ... ran four times for 20 yards versus Duke ... rushed twice for six yards against Bucknell.

2015 — RUSHING

Opponent	No.	Yds	Avg	TD	Lg
FORDHAM	4	27	6.8	0	13
at Connecticut	4	24	6.0	0	10
WAKE FOREST	3	20	6.7	0	11
at EMU	5	86	17.2	1	63
at PSU	1	7	7.0	0	7
DUKE	4	20	5.0	0	32
BUCKNELL	2	6	3.0	0	7
at Rice					
at Air Force					
TULANE					
RUTGERS					
vs. Navy					

2014 — RUSHING

Opponent	No.	Yds	Avg	TD	Lg
BUFFALO					
at Stanford	1	1	1.0	0	1
at Wake Forest	1	-16	-16.0	0	-16
at Yale	0	0	0.0	0	0
BALL STATE	1	2	2.0	0	7
RICE	0	0	0.0	0	0
at Kent State	3	18	6.0	0	11
AIR FORCE	0	0	0.0	0	0
vs. Connecticut	5	31	6.2	2	15
at W. Kentucky	2	9	4.5	0	5
FORDHAM	3	8	2.7	0	6
vs. Navy	2	22	11.0	0	18

2015 — RECEIVING

Opponent	No.	Yds	Avg	TD	Lg
FORDHAM	2	14	7.0	1	8
at Connecticut	1	71	71.0	1	71
WAKE FOREST	0	0	0.0	0	0
at EMU	0	0	0.0	0	0
at PSU	0	0	0.0	0	0
DUKE	0	0	0.0	0	0
BUCKNELL	0	0	0.0	0	0
at Rice	0	0	0.0	0	0
at Air Force					
TULANE					
RUTGERS					
vs. Navy					

2014 — RECEIVING

Opponent	No.	Yds	Avg	TD	Lg
at Yale	1	27	27.0	0	27
vs. Connecticut	2	38	19.0	0	22
at Western Kentucky	1	14	14.0	0	14
vs. Navy	1	17	17.0	0	17

2014 — PASSING

Opponent	Comp.	Att.	Int.	Yds	TD	Lg
Wake Forest	1	1	0	4	1	4

RUSHING STATISTICS

Year	G-GS	Att.	Yds.	Avg.	TD	Long/Opp.
2013	0-0	0	0	0.0	0	--/--
2014	11-1	18	75	4.1	2	18/Navy
2015	8-7	23	190	8.3	1	63/EMU
Totals	19-8	41	265	6.5	3	63/EMU

RECEIVING STATISTICS

Year	G-GS	Rec.	Yds.	Avg.	TD	Long/Opp.
2014	11-1	5	96	19.2	0	27/Yale
2015	8-7	3	85	28.3	2	71/Connecticut
Totals	19-8	8	181	22.6	2	71/Connecticut

PASSING STATISTICS

Year	G-GS	C	A	Pct.	Yds.	Int.	TD	Long/Opp.
2014	11-1	1	2	.500	4	0	14/Wake Forest	

CAREER HIGHS

Rushing Attempts: 5-2x last at Eastern Michigan, 9-26-15

Rushing Yards: 86 at Eastern Michigan, 9-26-15

Rushing Touchdowns: 2 vs. Connecticut, 11-8-14

Long Rush: 63 at Eastern Michigan, 9-26-15

Receptions: 2 vs. Fordham, 9-4-15; vs. Connecticut, 11-8-14

Receiving Yards: 71 vs. Connecticut, 9-12-15

Long Reception: 71 vs. Connecticut, 9-12-15

Touchdown Receptions: 1 2x, last vs. Connecticut, 9-12-15

Passing Attempts: 1 at Kent State, 10-18-14; at Wake Foest, 9-20-14

Long Pass: 4 yards at Wake Forest, 9-20-14

Passing Touchdowns: 1 at Wake Foest, 9-20-14

2015 ARMY WEST POINT FOOTBALL GAME NOTES

Scott Washle

SO • LB

6-1 | 238

RALEIGH, N.C.

CARDINAL GIBBONS (USMAPS)

2015: Has appeared in reserve role in five games ... did not figure statistically opposite Fordham ... made three tackles, including one solo stop at Connecticut ... registered three solo tackles in the Wake Forest game ... assisted on one tackle at Eastern Michigan ... contributed three solo stops against Duke.

CAREER GAME-BY-GAME

2014

Opponent	UT	AT	TT	TFL-Yds	Sacks-Yds	FF	FR-Yds	Int	PD
FORDHAM	0	0	0	0-0	0-0	0	0-0	0	0
at UConn	1	2	3	0-0	0-0	0	0-0	0	0
WAKE	3	0	3	0-0	0-0	0	0-0	0	0
at EMU	0	1	1	0-0	0-0	0	0-0	0	0
at PSU				DNP					
DUKE	3	0	3	0-0	0-0	0	0-0	0	0
BUCKNELL				DNP					
at Rice				DNP					
at Air Force				DNP					
TULANE									
RUTGERS									
vs. Navy									

2014

Opponent	UT	AT	TT	TFL-Yds	Sacks-Yds	FF	FR-Yds	Int	PD
BUFFALO	1	0	1	0-0	0-0	0	0-0	0	0
at Stanford	0	2	2	0-0	0-0	0	0-0	0	0
at Wake Forest				DNP					
at Yale				DNP					
BALL STATE				DNP					
RICE				DNP					
at Kent State	0	0	0	0-0	0-0	0	0-0	0	0
AIR FORCE	3	4	7	0-0	0-0	0	0-0	0	0
vs. Connecticut	5	1	6	0-0	0-0	0	0-0	0	0
at W. Kentucky				DNP					
FORDHAM	1	0	1	0-0	0-0	0	0-0	0	0
vs. Navy				DNP					

DEFENSIVE STATISTICS

Year	G-GS	TT-PT-AT	TFL	QBS	FR	PD	Int.
2014	6-1	18-10-8	0	0	0	0	0
2015	5-0	10-7-3	0	0	0	0	0
Totals	11-1	28-17-11	0	0	0	0	0

CAREER HIGHS

Tackles: 7 vs. Air Force, 11-1-14

Solo Tackles: 5 vs. Connecticut, 11-8-14

Assisted Tackles: 4 vs. Air Force, 11-1-14

Pass Breakups: N/A

Kelvin White

SR • TE • 2VL

6-3 | 258

ENOLA, PA.

EAST PENNSBORO (USMAPS)

2015: Has appeared in every game ... five starts ... completed 1-of-2 passes against Fordham ... found Xavier Moss for a 26-yard gain ... caught one pass for nine yards at Connecticut ... did not figure statistically against Wake Forest ... threw a two-point conversion pass to Connor Farley at Eastern Michigan ... appeared in the starting lineup, but did not figure statistically at Penn State ... caught one pass for 37 yards against Duke ... started, but did not figure statistically against Bucknell ... carried twice for 24 yards at Rice ... long run of 17 yards against the Owls ... also caught one pass for two yards at Rice ... did not figure statistically at Air Force.

CAREER GAME-BY-GAME

2015 — RECEIVING

Opponent	No.	Yds	Avg	TD	Lg
FORDHAM	0	0	0.0	0	0
at Connecticut	1	9	9.0	0	9
WAKE FOREST	0	0	0.0	0	0
at EMU	0	0	0.0	0	0
at Penn State	0	0	0.0	0	0
DUKE	1	37	37.0	0	0
BUCKNELL	0	0	0.0	0	0
at Rice	1	2	2.0	0	2
at Air Force	0	0	0.0	0	0
TULANE					
RUTGERS					
vs. Navy					

2014 — RECEIVING

Opponent	No.	Yds	Avg	TD	Lg
BUFFALO	3	15	5.0	0	6
RICE	1	6	6.0	0	6
at Kent State	1	8	8.0	0	8
FORDHAM	1	43	43.0	0	43

2015 — PASSING

Opponent	Comp.	Att.	Int.	Yds	TD	Lg
FORDHAM	1	2	0	26	0	26
at Rice	0	2	0	0	0	0

2014 — PASSING

Opponent	Comp.	Att.	Int.	Yds	TD	Lg
at Yale	0	1	0	0	0	0
at Kent	0	1	0	0	0	0
Navy	1	2	0	17	0	17

2013 — PASSING

Opponent	Comp.	Att.	Int.	Yds	TD	Lg
WFU	5	6	0	45	0	16
at BC	3	8	0	19	0	16
at Temple	7	16	2	79	1	21

2015 — RUSHING

Opponent	No.	Yds	Avg	TD	Lg
at Rice	2	24	12.0	0	17

2014 — RUSHING

Opponent	No.	Yds	Avg	TD	Lg
AIR FORCE	1	17	17.0	0	17
FORDHAM	1	14	14.0	0	14

2013 — RUSHING

Opponent	No.	Yds	Avg	TD	Lg
WFU	4	16	4.0	0	6
vs. La. Tech	1	1	1.0	1	1
at BC	11	27	2.5	0	7
at Temple	10	47	4.7	1	36

PASSING STATISTICS

Year	G-GS	C	A	Pct.	Yds.	Int.	TD	Long/Opp.
2013	6-0	15	30	.500	143	2	1	21/Temple
2014	12-3	1	4	.250	17	0	0	17/Navy
2015	9-5	1	4	.250	26	0	0	26/Fordham
Totals	27-8	17	38	.447	186	2	1	26/Fordham

RECEIVING STATISTICS

Year	G-GS	Rec.	Yds.	Avg.	TD	Long/Opp.
2014	12-3	6	72	12.0	0	43/FORDHAM
2015	9-5	3	48	16.0	0	37/DUKE
Totals	27-8	9	120	13.3	0	43/FORDHAM

RUSHING STATISTICS

Year	G-GS	Att.	Yds.	Avg.	TD	Long/Opp.
2013	6-0	26	81	3.1	2	36/Temple
2014	12-3	2	31	15.5	0	17/AIR FORCE
2015	9-5	2	24	12.0	0	17/Rice
Totals	27-8	30	136	4.5	2	36/Temple

CAREER HIGHS

Receptions: 3 vs. Buffalo, 9-6-14

Receiving Yards: 43 vs. Fordham, 11-22-14

Long Reception: 43 vs. Fordham, 11-22-14

Receiving Touchdowns:

Passing Attempts: 16 vs. Temple, 10-19-13

Pass Completions: 7 vs. Temple, 10-19-13

Passing Yards: 79 vs. Temple, 10-19-13

Passing Touchdowns: 1 vs. Temple, 10-19-13

Long Pass: 26 yards vs. Fordham, 9-4-15

Rushing Attempts: 11 vs. Boston College, 10-5-13

Rushing Yards: 47 vs. Temple, 10-19-13

Rushing Touchdowns: 1-2x, last vs. vs. Temple, 10-19-13

Long Rush: 36 vs. Temple, 10-19-13

2015 ARMY WEST POINT FOOTBALL GAME NOTES

Wyatt Wilkerson

SR • DL

6-2 | 252

SAN JOSE, CALIF.

SANTA TERESA (USMAPS)

2015: Made his college debut but did not figure statistically against Fordham ... did not play against Connecticut, Wake Forest, Eastern Michigan, Penn State, Duke, Bucknell or Rice.

CAREER GAME-BY-GAME

2015

Opponent	UT	AT	TT	TFL-Yds	Sacks-Yds	FF	FR-Yds	Int	PD
FORDHAM	0	0	0	0-0	0-0	0	0-0	0	0
at Connecticut				DNP					
WAKE FOREST				DNP					
at EMU				DNP					
at Penn State				DNP					
DUKE				DNP					
BUCKNELL				DNP					
at Rice				DNP					
at Air Force				DNP					
TULANE									
RUTGERS									
vs. Navy									

DEFENSIVE STATISTICS

Year	G-GS	TT-PT-AT	TFL-Yds	QBS	FR	PD	Int.	Blk.
2015	1-0	0-0-0	0-0-0	0-0	0	0	0	0
Totals	1-0	0-0-0	0-0-0	0-0	0	0	0	0

Bayle Wolf

S0 • LB

6-0 | 221

WILMINGTON, OHIO

CLINTON MASSIE

2015: Has appeared in six games ... listed with the starting unit on five occasions ... collected 16 tackles ... made his first collegiate start against Fordham ... announced as the starter at linebacker ... collected his first career tackles and forced a fumble ... registered three tackles ... all primary stops ... caused a turnover on the first series of the game opposite the Rams ... started at Connecticut ... assisted on a pair of tackles against the Huskies ... appeared in the Wake Forest game ... totaled two solo tackles ... collected a sack for a loss of four yards opposite the Demon Deacons ... started and recorded five tackles at Eastern Michigan ... four solo stops versus the Eagles ... started and made four tackles at Penn State ... two solo stops opposite the Nittany Lions ... made a career-best 10 tackles, five solo, against Duke ... did not play versus Bucknell or Rice.

CAREER GAME-BY-GAME

2015

Opponent	UT	AT	TT	TFL-Yds	Sacks-Yds	FF	FR-Yds	Int	PD
FORDHAM	3	0	3	1-0-0	1-0-3	0	0-0	0	0
at UConn	0	2	2	0-0-0	0-0-0	0	0-0	0	0
WAKE	2	0	2	1-0-4	1-0-4	0	0-0	0	0
at EMU	4	1	5	0-0-0	0-0-0	0	0-0	0	0
at PSU	2	2	4	0-0-0	0-0-0	0	0-0	0	0
DUKE	5	5	10	0-0-0	0-0-0	0	0-0	0	0
BUCKNELL				DNP					
at Rice				DNP					
TULANE				DNP					
RUTGERS									
vs. Navy									

2014

Opponent	UT	AT	TT	TFL-Yds	Sacks-Yds	FF	FR-Yds	Int	PD
BUFFALO					DNP				
at Stanford					DNP				
at Wake Forest					DNP				
at Yale					DNP				
BALL STATE					DNP				
RICE					DNP				
AIR FORCE					DNP				
vs. Connecticut	0	0	0	0-0	0-0	0	0-0	0	0
at W. Kentucky	0	0	0	0-0	0-0	0	0-0	0	0
FORDHAM	0	0	0	0-0	0-0	0	0-0	0	0
vs. Navy	0	0	0	0-0	0-0	0	0-0	0	0

DEFENSIVE STATISTICS

Year	G-GS	TT-PT-AT	TFL-Yds	QBS	FR	PD	Int.	Blk.
2014	4-0	0-0-0	0-0	0-0	0	0	0	0
2015	6-4	16-11-5	2-5-7	2-0-7	0	0	0	0
Totals	10-4	16-11-5	2-5-7	2-0-7	0	0	0	0

CAREER HIGHS

Tackles: 10 vs. Duke, 10-10-15

Solo Tackles: 5 vs. Duke, 10-10-15

Assisted Tackles: 5 vs. Duke, 10-10-15

Forced Fumbles: 1 vs. Fordham, 9-4-15

Darnell Woolfolk

FR • RB

5-9 | 220

ENDWELL, N.Y.

MAINE ENDWELL (USMAPS)

2015: Has appeared in six games ... made career debut versus Connecticut ... played against Connecticut, Wake Forest and Eastern Michigan but did not figure statistically. caught one pass for 18 yards against Duke ... did not play against Bucknell ... did not figure statistically at Rice or Air Force.

Opponent	UT	AT	TT	TFL-Yds	Sacks-Yds	FF	FR-Yds	Int	PD
FORDHAM	0	0	0	0-0	0-0	0	0-0	0	0
at Connecticut				DNP					
WAKE FOREST				DNP					
at EMU				DNP					
at Penn State				DNP					
DUKE				DNP					
BUCKNELL				DNP					
at Rice				DNP					
at Air Force				DNP					
TULANE									
RUTGERS									
vs. Navy									

CAREER GAME-BY-GAME

2015 — RUSHING

Opponent	No.	Yds	Avg	TD	Lg
FORDHAM			DNP		
at Connecticut	0	0	0	0	0
WAKE FOREST	0	0	0	0	0
at Eastern Michigan	0	0	0	0	0
at Penn State			DNP		
DUKE	0	0	0	0	0
BUCKNELL			DNP		
at Rice	0	0	0	0	0
at Air Force	0	0	0	0	0
TULANE					
RUTGERS					
vs. Navy					

2015 — RECEIVING

Opponent	No.	Yds	Avg	TD	Lg
FORDHAM			DNP		
at Connecticut	0	0	0	0	0
WAKE FOREST	0	0	0	0	0
at Eastern Michigan	0	0	0	0	0
at Penn State			DNP		
DUKE	1	18	18.0	0	18
BUCKNELL			DNP		
at Rice	0	0	0	0	0
at Air Force	0	0	0	0	0
TULANE					
RUTGERS					
vs. Navy					

RUSHING STATISTICS

Year	G-GS	Att.	Yds.	Avg.	TD	Long/Opp.
2015	6-0	0	0	0.0	0	--
Totals	6-0	0	0	0.0	0	--

RECEIVING STATISTICS

Year	G-GS	Rec.	Yds.	Avg.	TD	Long/Opp.
2015	6-0	1	18	18.0	0	18/DUKE
Totals	6-0	1	18	18.0	0	18/DUKE

CAREER HIGHS

Receptions: 1 vs. Duke, 10-10-15

Receiving Yards: 18 vs. Duke, 10-10-15

Long Reception: 18 vs. Duke, 10-10-15

Receiving Touchdowns: --

Rushing Attempts:

Rushing Yards:

Long Rush:

Rushing Touchdowns: --

2015 ARMY WEST POINT FOOTBALL GAME NOTES

ARMY COACHING STAFF On The Sidelines



Jeff Monken
Head Coach



Jay Bateman
D. Coordinator



Kevin Corless
Inside LBs



Ray McCartney
Def. Line



Sean Saturnio
Fullbacks



Todd Spencer
Offensive Line



Mitch Ware
Quarterbacks



Tucker Waugh
Slotbacks



Brent Davis
O. Coordinator



Bob Bodine
Tight Ends



Javon Dewitt
Special Teams



Keith Gaither
Wide Outstjohn



Loose
Safeties



Orlando Mitjans
Cornerbacks



Josh Christian Young
QC: Defense

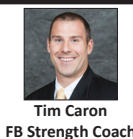


Danny Verpaele
QC: Offense

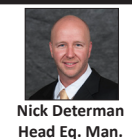
In the booth



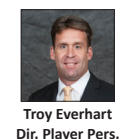
LTC Chad Bagley
Dir. FB Ops



Tim Caron
FB Strength Coach




Nick Determan
Head Eq. Man.



Troy Everhart
Dir. Player Pers.



Tim Kelly
Head Ath. Trainer



Capt. Patrick Mealy
Asst. Dir. FB Ops



Danilo Robinson
Asst. Player Pers.



Mike Viti
Dir. H.S. Relations

- Aaron Kemper was Army's leading rusher with 47 yards on 14 carries for an average of 3.4 yards.
- Kemper matched his career-high with 14 rushing attempts.
- Ahmad Bradshaw attempted eight passes, the most since the season opener against Fordham (14) on Sept. 4.
- Bradshaw ran the ball for a team high 20 times for 42 yards.
- Edgar Poe caught his seventh ball of the season and it was for 33 yards, his second longest of the season.
- Nicholas Black made his first collegiate catch for 12 yards in the fourth quarter.
- Army started four defensive backs as Brandon Jackson, Tevin Long, Rhyen England and Chris Carnegie earned the starts.
- Kenneth Brinson earned his fourth start of the season at linebacker.
- Tevin Long made his fourth straight start in the secondary as the safety.
- Jeremy Timpf made his 21st consecutive start, which is the longest streak among defensive players.
- Timpf led the team in solo stops with six.
- Andrew King led the team in tackles with 11, which matched a career-high. He added a tackle for loss and now has 14.5 on the year.
- King has a tackle for loss in 12 straight games dating back to the Western Kentucky game Nov. 15, 2014.
- T.J. Atimlala equaled his career high with three solo tackles. It was the fourth time in his career with three solo stops.
- Jordan Smith equaled his career high with three solo tackles. It was the third time in his career with three solo stops.
- Grochowski is now 4-5 on field goals in 2015 and 29-45 in his career.
- Grochowski made a season-long 47-yard field goal in the third quarter.
- Tardieu booted a 52-yarder in the second half, which was his second longest of the season.
- Tardieu had two of his punts downed inside the 5-yard line and a career high four inside the 20.

POP WARNER AWARD FINALIST

Army senior running back Matt Giachinta has been named one of four finalists for the 2015 Pop Warner College Football Award. The finalists include Duke's Jeremy Cash, Wake Forest's Brandon Chubb

ARMY WEST POINT™ FOOTBALL

WEEKLY SCHEDULE

Sunday Practice. No player or coach interviews will be granted

Monday Off day, No player or coach interviews will be granted

Tuesday 1 p.m.: Jeff Monken weekly press conference, Nowak Auditorium, West Point, N.Y.

Tuesday 4:30 p.m.: Practice. Requested players will be available for interviews following practice

Wednesday 1-2 p.m.: Coach Jeff Monken available by appointment only

Wednesday 4:30: Practice. Requested players will be available for interviews following practice

Thursday 4:30 p.m. Practice. No player or coach interviews will be granted

Thursday 7 p.m. This Week in Army Football, First Class Club, West Point, N.Y.

Friday No player or coach interviews will be granted.

Saturday 12:04 p.m., Army vs. Tulane, CBS Sports Network, Michie Stadium, West Point, N.Y.

2015 SCHEDULE/RESULTS

Date	Opponent	Stadium (Capacity)	TV	Att.	Time/Score
SEPT. 4	FORDHAM	MICHIE STADIUM (38,000)	CBS SPORTS	22,523	L, 37-35
Sept. 12	at Connecticut	Rentschler Field (40,000)	CBS Sports	28,260	L, 22-17
SEPT. 19	WAKE FOREST	MICHIE STADIUM (38,000)	CBS SPORTS	29,124	L, 17-14
Sept. 26	at Eastern Michigan	Rynearson Stadium (30,200)	ESPN3	6,513	W, 58-36
Oct. 3	at Penn State	Beaver Stadium (106,572)	ESPNU	107,387	L, 20-14
OCT. 10	DUKE	MICHIE STADIUM (38,000)	CBS SPORTS	39,712	L, 44-3
OCT. 17	BUCKNELL	MICHIE STADIUM (38,000)	CBS SPORTS	33,257	W, 21-14
Oct. 24	at Rice	Rice Stadium (22,500)	FOX Sports	24,409	L, 38-31
Nov. 7	at Air Force	Falcon Stadium (46,692)	ESPNU	37,716	L, 20-3
NOV. 14	TULANE	MICHIE STADIUM (38,000)	CBS SPORTS		12 P.M.
NOV. 21	RUTGERS	MICHIE STADIUM (38,000)	CBS SPORTS		12 P.M.
Dec. 12	Navy	Lincoln Financial Field (69,176)	CBS		3 p.m.

HOME GAMES IN BOLD CAPS | All times are listed as Eastern

2015 ARMY WEST POINT FOOTBALL GAME NOTES

ARMY QUICK FACTS

GENERAL INFORMATION

Location..... West Point, N.Y. 10996
Founded..... March 16, 1802
Enrollment..... 4,400
Motto..... Duty. Honor. Country
Colors..... Black, Gold, Gray
Nickname:..... Black Knights
Mascot..... Mule
Conference..... Independent
Stadium..... Michie Stadium (38,000)
Playing Surface..... FieldTurf
Superintendent..... LTG Robert Caslen
Commandant of Cadets..... BG John Thomson
Dean of Academic Board..... BG Tim Trainor
Athletic Director..... Boo Corrigan
Executive A.D..... Bob Beretta

ATHLETIC COMMUNICATIONS

Primary Contact..... Matt Faulkner
Office/Cell..... (845) 938-6871/(845) 905-6591
Email..... Matthew.Faulkner@usma.edu
Primary Contact..... Mark Mohrman
Office/Cell..... (845) 938-6929/(845) 905-6580
Email..... Mark.Mohrman@usma.edu

COACHING INFORMATION

Head Coach..... Jeff Monken (Millkin, 1989)
Record at Army..... 6-14 (2nd season)
Career College Record..... 44-30 (6 seasons)

ASSISTANT COACHES

Defensive Coordinator.....
..... Jay Bateman (Randolph Macon, 1995)
Offensive Coordinator/Offensive Line.....
..... Brent Davis (Georgia, 1997)
Tight Ends..... Bob Bodine (Tulane, 1993)
Inside Linebackers.....
..... Kevin Corless (Northwest Missouri State, 1984)
Special Teams Coordinator/Outside Linebackers.....
..... Jovan Dewitt (Northern Michigan, 1999)
Wide Receivers..... Keith Gaither (Elon, 1997)
Safeties..... John Loose (Ithaca, 1987)
Defensive Line..... Ray McCartney (Guilford, 1980)
Cornerbacks..... Orlando Mitjans, Jr. (Northeastern, 1982)
Fullbacks..... Sean Saturnio (Hawaii, 1992)
Offensive Line..... Todd Spencer (Pacific Lutheran, 1979)
Quarterbacks..... Mitch Ware (Missouri State, 1980)
Slot Backs..... Tucker Waugh (DePauw, 1993)
Quality Control Defense/Josh Christian Young (C. Missouri 2011)
Quality Control Offense/Danny Verpaele (S. Florida, 2008)

FOOTBALL STAFF

Director of Football Operations..... LTC Chad Bagley
Asst. Director of Football Ops..... Capt. Patrick Mealy
Head Strength Coach..... Scott Swanson
Head Football Strength Coach..... Tim Caron
Assistant FB Strength Coach..... Will Greenberg
Assistant FB Strength Coach..... Darren Mustin
Assistant FB Strength Coach..... Brian Phillips
Player Personnel Director..... Troy Everhart
Asst. Dir. Player Personnel..... Danilo Robinson
Director of H.S. and Alumni Relations..... Mike Viti
Head Officer Representative..... Col. Jonathan Neumann
Admissions Support..... Capt. Jeremy Trimble
Head Equipment Manager..... Nick Determan
Asst. Equipment Manager..... Clay Lewis
Head Cadet Manager..... Caleb Cordaro
Head Athletic Trainer..... Tim Kelly
Interim Head FB Trainer..... Chris Litt
Assistant Athletic Trainer..... Mike Schiavone
Assistant Athletic Trainer..... Alex Lane
Dir. Video Operations..... Kevin Shearer
Asst. Dir. Video Operations..... Brian Shearer

and UCLA's Jake Brendel and the winner will be announced at Walt Disney World's ESPN Wide World of Sports during the Pop Warner Super Bowl week in early December.

Pop Warner Little Scholars, Inc., the nation's largest and oldest youth football, cheer and dance organization, presents the award annually to a senior who has made a difference on the field, in the classroom and in his community, and serves as a role model to Pop Warner's young student athletes.

Giachinta is a team captain for the Black Knights who has been a member of the West Point Dean's List every semester of his career. He is a Systems Engineering major with a 3.237 cumulative grade-point average who hopes to branch Infantry and attend Ranger School following graduation. He has played in 34 games for the Black Knights and averages 4.0 yards per carry on 129 career attempts and four touchdowns.

Off the field, Giachinta is a three-year participant in Relay for Life and also has competed in Pat's Run for the Tillman Foundation. In addition, Giachinta has organized visits to local VA hospitals and hosted Sean Callahan, the Black Knights' honorary teammate adopted through the Friends of Jaclyn Foundation. He was also named a semifinalist for the 2015 William V. Campbell Trophy earlier this season.

KICKING INTO RECORD BOOKS

Senior kicker Daniel Grochowski became Army's all-time leader in successful point after touchdown attempts at Eastern Michigan on Sept. 26.

Grochowski, a senior from Sarasota, Fla., set the Army record for career point after touchdowns at Rynearson Stadium in Ypsilanti, Mich.

Grochowski converted all six of his PAT's in Army's 58-36 victory over Eastern Michigan and became the school's all-time leader in career PAT's. He passed Craig Stopa for the top spot. Stopa was 106-of-109 during his career from 1982-85.

A four-year contributor, Grochowski has now kicked 117-of-123 PAT attempts.

Grochowski made 24-of-27 attempts as a freshman, 36-of-36 during his sophomore campaign, was 35-of-37 as a junior and is 22-for-22 this season.

Grochowski has been successful on 29-of-45 field goal attempts over his career. He is sixth all-time in field goals made after passing Keith Walker (1985-89) and J. Parker (1995-96). Stopa holds the all-time record for field goals made with 48 and attempted with 68. Grochowski's 45 attempts are fifth in the record books, three behind Patmon Malcom (1990-92).

ARMY-TULANE HISTORY

The series between Army and Tulane dates back to 1953 when the two teams played to a 0-0 tie in New Orleans. The Black Knights come into the game winning three of the last four games against the Green Wave, including the last meeting in 2010 by a 41-23 score. Tulane won the previous year with a 17-16 victory at Michie Stadium. The series sits at 9-8-1 in favor of Tulane.

DEFENSIVE NUMBERS

Army has held all seven of its opponents below 215 yards rushing and four of those under 145 yards.

The Black Knights limited Penn State on Oct. 3

to 108 yards on the ground, their best number of the season. Army allowed 165 yards on the ground against Rice on Oct. 24.

SEMIFINALIST FOR THE CAMPBELL TROPHY

Army senior running back Matt Giachinta was among the semifinalist for the 2015 William V. Campbell Trophy presented by Fidelity Investments, the National Football Foundation & College Hall of Fame announced.

Giachinta, from Cold Spring, N.Y., was one of 135 semifinalists that were announced today. The NFF released the 15 finalists on Oct. 29 and each will receive an \$18,000 postgraduate scholarship as a member of the NFF National Scholar-Athlete Class, presented by Fidelity Investments. The finalists will be in New York City for the 58th NFF annual Awards

ARMY FOOTBALL HISTORY

First Season..... 1890 (0-1)
All-Time Record..... 663-505-51/125 seasons
Winning Percentage..... .564
Points For..... 24,433
Points Against..... 19,070
Michie Stadium Dedication..... 11/15/24
..... Tied Columbia, 14-14
Michie Stadium Record..... 327-157-7/91 seasons
National Championships (3)..... 1944, '45, '46
Lambert Trophy (7)..... 1944, '45, '46, '48, '49, '53, '58
Undefeated, Untied Seasons (5)..... 1914, '16, '44, '45, '49
Undefeated, But Tied Seasons (4)..... 1922, '46, '48, '58
Longest Winning Streak..... 25 (1944-46)
Longest Undefeated Streak..... 32 games (30-0-2, 1944-47)
Bowl Games (5)
12/22/84 Cherry Bowl..... Army 10, Michigan St. 6
..... Pontiac, Mich. (Pontiac Silverdome)
12/31/85 Peach Bowl..... Army 31, Illinois 29
..... Atlanta, Ga. (Fulton County Stadium)
12/24/88 Sun Bowl..... Alabama 29, Army 28
..... El Paso, Texas (Sun Bowl)
12/31/96 Independence Bowl..... Auburn 32, Army 29
..... Shreveport, La. (Independence Stadium)
12/30/10 Armed Forces Bowl..... Army 16, SMU 14
..... Dallas, Texas (Gerald Ford Stadium)
Cic Trophy (6)..... 1972, '77, '84, '86, '88, '96
Heisman Trophy Winners (3).....
..... Felix "Doc" Blanchard (1945)
..... Glenn Davis (1946)
..... Pete Dawkins (1958)
Outland Trophy Winners (1)..... Joe Steffy, 1947
Campbell Trophy (1)..... Andrew Rodriguez, 2011
AAU Sullivan Award (3)..... Felix "Doc" Blanchard (1945)
..... Y. Arnold Tucker (1946)
..... Andrew Rodriguez (2011)
First Team All-Americans..... 71
College FB Hall of Fame Inductees..... 27
Retired Numbers (4)..... #41, Glenn Davis, 2004
..... #24, Pete Dawkins, 2008
..... #61, Joe Steffy, 2009
..... #35, Felix "Doc" Blanchard, 2009
First Captains..... 25
(Highest leadership position in Corps of Cadets)
Most recent..... Brandon Whittington, 2012-13
MILESTONE VICTORIES
Win..... Result
1..... Army 10, Fordham 6
..... Oct. 24, 1891 • West Point, N.Y.
100..... Army 12, Colgate 6
..... Nov. 18, 1911 • West Point, N.Y.
200..... Army 27, Davis & Elkins 6
..... Oct. 15, 1927 • West Point, N.Y.
300..... Army 14, Harvard 0
..... Oct. 24, 1942 • Cambridge, Mass.
400..... Army 29, Pittsburgh 13
..... Oct. 19, 1957 • West Point, N.Y.
500..... Army 34, Massachusetts 10
..... Sept. 10, 1977 • West Point, N.Y.
600..... Army 27, North Texas 10
..... Sept. 28, 1996 • Denton, Texas
650..... Army 21, Northwestern 14
..... Sept. 17, 2011 • West Point, N.Y.

2015 ARMY WEST POINT FOOTBALL GAME NOTES

RUSHING SUCCESS

Since 2009, Army has been among the top-25 teams in the country in rushing yards and twice led the nation.

Year	YPG	National Rank
2015	259.3	11th
2014	296.5	5th
2013	309.8	3rd
2012	369.8	1st
2011	346.5	1st
2010	251.6	8th
2009	203.6	16th

2015 ARMY OPPONENTS



FORDHAM (8-2, 4-1 PL)

Last: def. Bucknell*, 24-16

Next: Nov. 14 at Georgetown*



UCONN (5-5, 3-3 AAC)

Last: def Tulane*, 7-3

Next: 11/14 vs. Houston*



WAKE FOREST (3-6, 1-5 ACC)

Last: lost to Louisville*, 20-19

Next: 11/14 at Notre Dame



EASTERN MICHIGAN (1-9, 0-6 MAC)

Last: lost to Miami (Ohio)*, 28-13

Next: 11/14 vs. UMass*



PENN STATE (7-3, 4-2 BIG 10)

Last: lost to Northwestern*, 23-21

Next: 11/21 vs. Michigan*



DUKE (6-3, 3-2 ACC)

Last: lost to North Carolina*, 66-31

Next: 11/14 at Pittsburgh*



BUCKNELL (4-5, 1-3 PL)

Last: lost to Fordham*, 24-16

Next: 11/14 at Holy Cross*



RICE (4-5, 2-3 CUSA)

Last: lost to UTEP*, 24-21

Next: 11/14 vs. Southern Miss*



AIR FORCE (5-3, 4-1 MW)

Last: def. Army, 20-3

Next: 11/14 vs. Utah State*



TULANE (2-7, 1-5 AAC)

Last: lost to UConn*, 7-3

Next: 11/14 at Army



RUTGERS (3-6, 1-5 BIG 10)

Last: lost to Michigan*, 49-16

Next: 11/14 vs. Nebraska*



NAVY (7-1, 5-0 AAC)

Last: def. #15 Memphis*, 45-20

Next: 11/14 vs. SMU*

Dinner on Dec. 8. The winner of the 26th William V. Campbell Trophy will be announced and his postgraduate scholarship increased to \$25,000.

Named in honor of Bill Campbell, the chairman of Intuit, former player and head coach at Columbia University and the 2004 recipient of the NFF's Gold Medal, the Campbell Trophy is a 25-pound bronze trophy and increases the amount of the recipient's grant by \$7,000 for a total postgraduate scholarship of \$25,000. A total distribution of more than \$300,000 in scholarships will be awarded at the NFF Annual Awards Dinner, pushing the program's all-time distribution to more than \$11 million.

Nominated by their schools, which are limited to one nominee each, candidates for the awards must be a senior or graduate student in their final year of eligibility, have a GPA of at least 3.2 on a 4.0 scale, have outstanding football ability as a first team player or significant contributor and have demonstrated strong leadership and citizenship. The class is selected each year by the NFF Awards Committee, which is comprised of a nationally recognized group of media, College Football Hall of Famers and athletics administrators.

Giachinta was one of 83 team captains among the semifinalists and one of 71 offensive nominees. He is a Systems Engineering major.

The past recipients of the William V. Campbell Trophy include: Air Force's Chris Howard (1990); Florida's Brad Culpepper (1991); Colorado's Jim Hansen (1992); Virginia's Thomas Burns (1993); Nebraska's Rob Zatechka (1994); Ohio State's Bobby Hoying (1995); Florida's Danny Wuerffel (1996); Tennessee's Peyton Manning (1997); Georgia's Matt Stinchcomb (1998); Marshall's Chad Pennington (1999); Nebraska's Kyle Vanden Bosch (2000); Miami (Fla.)'s Joaquin Gonzalez (2001); Washington University in St. Louis (Mo.) Brandon Roberts (2002); Ohio State's Craig Krenzel (2003); Tennessee's Michael Munoz (2004); LSU's Rudy Niswanger (2005); Rutgers' Brian Leonard (2006); Texas' Dallas Griffin (2007); California's Alex Mack (2008); Florida's Tim Tebow (2009); Texas' Sam Acho (2010); Army's Andrew Rodriguez (2011); Alabama's Barrett Jones (2012); Penn State's John Urschel (2013); and Duke's David Helton (2014).

NFF RECOGNITION

Freshman Kenneth Brinson was selected as one

ABOUT WEST POINT

"MILITARY SPEAK"

Plebe or Fourth Class.....Freshman
Yearling or Yuk or Third Class.....Sophomore
Cow or Second Class.....Junior
Firstie or First Classman or First Class.....Senior

OBC.....Officer Basic Course

A cadet's first stop after graduation from the Academy. OBC precedes a cadet's first assignment.

BRANCH.....(i.e. Field Artillery, Infantry)

Specific part of the Army that each cadet chooses to join upon graduation. Cadets receive their "post" in February of their senior year. What you branch determines where you are stationed for OBC.

HONOR CODE

"A Cadet Will Not Lie, Cheat, Steal or Tolerate Those Who Do." The creed, or oath, each cadet takes upon entering the Academy. It is the code by which all cadets must live.

BY THE NUMBERS

ARMY	CATEGORY	TULANE
21.8.....	Points Per Game	16.3
27.6.....	Scoring Defense	34.4
257.4.....	Rushing Yards Per Game	98.6
157.1.....	Rushing Defense Per Game	174.0
5.0.....	Average Yards Per Rush	3.0
20.....	Rushing Touchdowns	9
70.4.....	Passing Yards Per Game	188.0
29-71-6	Comp.-Att.-Int	155-300-7
6.....	Passing Touchdowns	10
228.3.....	Passing Defense	232.6
327.9.....	Total Offense Per Game	286.6
385.4.....	Total Defense Per Game	406.6
5.5.....	Total Offense Per Play	4.3
18.0.....	Kickoff Return Average	17.2
2.2.....	Punt Return Average	6.1
5.....	Interceptions By	7
31:29	Time of Possession/Game	28:24
46-114 (40%)	3rd Down Conv.	45-139 (32%)
7-15 (47%)	4th Down Conv.	4/14 (29%)
14-60	Sacks By-Yards	20-148
4-5	Field Goals-Att.	5-7
22-22 (100%)	PATs-Attempts	18-19 (95%)

NCAA RANKINGS

ARMY	CATEGORY	TULANE
119th (327.9).....	Total Offense	124th (286.6)
9th (257.4).....	Rushing Offense	121st (98.6)
125th (70.4).....	Passing Offense	103rd (188.0)
77th (126.84).....	Team Passing Eff.	115th (105.38)
105th (21.8).....	Scoring Offense	123rd (16.3)
57th (385.4).....	Total Defense	72nd (406.6)
55th (157.1).....	Rushing Defense	78th (174.0)
72nd (228.3).....	Passing Yards Allowed	75th (232.6)
101st (144.06)	Team Passing Eff. Def.	115th (105.38)
75th (27.6).....	Scoring Defense	102nd (34.4)
105th (-0.67).....	Turnover Margin	58th (-0.22)
57th (40.7%)	3rd Down Con. %	116th (32.4%)
91st (43.8%).....	4th Down Con. %	119th (28.6%)
106th (44.4%).....	3rd Down Con. D	93rd (42.1%)
122nd (80%)	4th Down Con. D	114th (66.7%)
50th (85.7%).....	Red Zone Offense	21st (89.5%)
118th (91.4%).....	Red Zone Defense	50th (82.1%)
50th (38.1%).....	Net Punting	124th (31.98)
124th (2.25).....	Punt Returns	92nd (6.14)
116th (17.96).....	Kickoff Returns	122nd (17.19)
122nd (144)	First Downs Offense	127th (135)
45th (169).....	First Downs Defense	85th (199)
7th (4.22).....	Fewest Penalties/Game	81st (6.78)
19th (41.78).....	Fewest Penalty Yds/Game	91st (62.89)
39th (31:28).....	Time of Possession	93rd (28:24)

ARMY IN NCAA INDIVIDUAL TOP-50 RANKINGS

Player	Category	Rank (Stat)
Andrew King	Fumbles Recovered	17th (2)
Andrew King	Tackles For Losses	6th (1.6)
Marcus Hyatt	Combined Kick Returns	50th (435)
Jordan Smith	Blocked Kicks	4th (2)

2015 ARMY WEST POINT FOOTBALL GAME NOTES

RECORD BREAKDOWN

Army's 2015 record when..... 2015...JM

Leading at the half	1-1	5-4
Trailing at the half	1-6	1-10
Tied at the half	0-0	0-1
Leading after three quarters	1-0	5-1
Trailing after three quarters	0-6	0-12
Tied after three quarters	1-1	1-3
Scoring first	1-3	3-8
Opponent scores first	1-4	3-7
Running more plays	2-2	4-5
Opponent runs more plays	0-5	1-10
Running same number of plays	0-0	0-0
Committing more turnovers	2-3	2-6
Opponent commits more TOs	0-2	4-3
Turnovers are equal	0-2	0-6
Committing at least 2 TOs	2-3	3-6
Committing one turnover	0-2	2-5
Committing zero turnovers	0-2	1-4
Winning time of possession	2-4	5-7
Opp. wins time of possession	0-3	1-8
Running at least 70 plays	2-0	3-2
Running less than 70 plays	0-7	3-12
Rushing for 200-or-more yards	2-3	6-8
Rushing for less than 200 yards	0-4	0-7
Passing for 100-or-more yards	1-1	2-2
Passing for less than 100 yards	1-6	4-13
Opp. rushes for 150-pls yards	1-4	4-10
Opp. rushes for less than 150	1-3	2-5
Opp. passes for 200-plus yards	1-5	3-10
Opp. passes for less than 200	1-2	3-4
Outgaining opponent	2-2	4-3
Opponent gains more yards	0-5	2-12

Army's 2015 record

at home	1-3
on the road	1-4
versus ranked opponents	0-0
in day games (before 6 p.m start)	1-6
in night games (6 p.m. or later)	1-1
on grass	0-2
on artificial surface	2-5
when winning the coin toss	2-4
when losing the coin toss	0-3

ARMY IN OVERTIME

- Army is 6-3 all-time in overtime.
- Army is 5-0 at Michie Stadium in overtime.
- Army has allowed just 22 points in its nine overtime games.

Army's All-Time Overtime Results (6-3)

Oct. 7, 1999.....at Army 59, Louisville 52 (20T)	
Sept. 9, 2006	at Army 17, Kent State 14
Sept. 23, 2006.....	Army 27, at Baylor 20
Sept. 8, 2007.....at Army 14, Rhode Island 7	
Oct. 6, 2007.....	at Army 20, Tulane 17
Oct. 18, 2008.....at Buffalo 27, Army 24	
Oct. 10, 2009.....at Army 16, Vanderbilt 13	
Oct. 16, 2010*.....at Rutgers, 23, Army 20	
Sept. 27, 2014.....	at Yale 49, Army 43

*New Meadowlands Stadium

of five National High School Scholar-Athletes by the National Football Foundation & College Hall of Fame and will be honored in December for the accomplishment.

Each recipient is selected as the best of the best from his region of the country at the high school level. The five honorees, which are now playing college football after graduating high school in 2015, are being recognized solely for their accomplishments in high school.

Brinson is joined by Boston College's Zachary Allen, Tulsa's William Hefley, Northwestern's Jelani Roberts and Josh Rosen of UCLA, as the five recipients.

"The NFF National High School Scholar-Athlete Awards showcase first-class high school football players from across the country," said NFF President & CEO Steve Hatchell. "This year's honorees have set the standard for accomplishment on the field, in the classroom and in the community. We are truly proud to honor their success in December."

Brinson, from Kennesaw, Ga., was a three-sport athlete at The Marist School in Atlanta and earned four letters in football, track and field, and wrestling. He is the school's all-time leader in career sacks and was a two-time team captain.

START CHART

Chris Carnegie, DB	40 (2)
Xavier Moss, WR/DB	31 (-)
Josh Jenkins, DB	23 (-)
Matt Hugenberg, OL	21 (21)
Jeremy Timpf, LB	21 (21)
Andrew King, LB	19 (12)
Justin Gilbert, OL	17 (1)
T.J. Atimalala, DL	16 (9)
Edgar Poe, WR	15 (-)
Ryan Alexander, DL/OL	13 (8)
Rhyan England, DB	13 (3)
Steven Johnson, CB	9 (-)
Jordan Smith, DL	9 (9)
John Voit, DL	9 (9)
John Trainor, RB	9 (6)
DeAndre Bell, WR	8 (4)
Mike Houghton, OL	8 (6)
Matt Giachinta, RB	7 (7)
Jaryn Villegas, OL	7 (-)
Joe Walker, RB	7 (-)
Kelvin White, TE	7 (4)
Alex Aukerman, LB	7 (3)
Bayle Wolf, LB	5 (-)
A.J. Schurr, QB	6 (-)
Brandon Jackson, DB	6 (2)
Rick Kurz, OL	6 (-)
Ahmad Bradshaw, QB	6 (1)
Victor Nieves III, OL	6 (5)
Tevin Long, DB	6 (4)
Kenneth Brinson, LB	4 (1)
Colby Enegren, OL	3 (-)
Jordan Asberry, RB	2 (2)
Bryce Holland, OL	2 (-)
Aaron Kemper, RB	2 (1)
Luke Proulx, DB	2 (-)
Brett Toth, OL	2 (-)
Nicholas Black, RB	1 (-)
Scott Washle, LB	1 (-)

Number in parenthesis indicates consecutive starts

The five honorees will travel to New York City to be honored during the NFF Chapter Awards Luncheon, presented by Under Armour, on Tuesday, Dec. 8, 2015, at the Waldorf Astoria Hotel. First bestowed in 1991, the NFF National High School Scholar-Athlete Awards have become one of the most prestigious high school honors in the country. Criteria for the award include but are not limited to academic achievement, athletic accolades and community involvement.

BROTHERS

Army has a pair of brothers on its 2015 roster. Junior Edgar Poe and his freshman brother Christian are both wide outs, while junior Lofi Tomasese and his freshman brother Riko are offensive linemen.

BRISTOL VISIT

Army head football coach Jeff Monken appeared live on SportsCenter, met with a host of college football administrators and received a full tour of the ESPN Campus on Sept. 11.

Because of weather delays at the U.S. Open, Monken's live interview time kept adjusting. The second-year head coach did a segment live on SportsCenter during the 10 a.m. hour in the broadcast companies' large set.

Monken, who concluded his interview with "Beat Navy," then met with members of ESPN's College Football programming department before embarking on a tour of the massive facility.

Monken visited the NFL studios where most professional football programming is broadcast from and passed the helmet locker which houses most college football teams for its popular helmet sticker segment.

The new college football set was next and Monken was the first college football coach to see it. He also stopped in the Major League Baseball studio where he took a few swings and stepped on the mound in the appropriately named set.

From there, Monken witnessed First Take being shot live from the floor and then into the control room to see the backend operations.

The college football hallway is one of the newest additions to ESPN. A touch screen allows you to click the logo of your school and the fight song is then played. Photos of every Division I college football program are displayed as well.

Stops in the cafeteria and gift shop were mixed in on the tour which included the newsroom, the ESPN audio wing, the ESPNW section and the X Games area.

Monken concluded his tour and then met the team for its walkthrough at Rentschler Field where the Black Knights were set to take on Connecticut.

DUAL THREATS

Junior Xavier Moss spent his first two seasons as a wide receiver. In the offseason, he approached the coaching staff about switching to defense. Now, Moss is a starting safety, yet still contributes on offense.

Moss made four tackles in his first collegiate game as a defender and also hauled in a 26-yard pass in the fourth quarter opposite Fordham. Moss has 38 tackles and an interception and has one catch on the season

Senior Kelvin White began his career at Army as

2015 ARMY WEST POINT FOOTBALL GAME NOTES

a quarterback. He is now the team's top tight end but still may play under center. White didn't make a catch against Fordham but did complete one of two passes in the fourth quarter for 26 yards.

In addition to tight end and quarterback, White has also played tackle and lined up as wide receiver this year.

PLAYING WITH HEAVY HEARTS

Sean Callahan, 12, who the Army football team adopted through the Friends of Jaclyn Foundation, passed away on August 22. Head coach Jeff Monken, his staff and the upperclassmen attended his services in Mahopac, N.Y.

"Our entire program is saddened to hear about the passing of our teammate, Sean Callahan," Monken said. "Sean was the toughest young man you would ever want to meet. He taught our players and staff so much about overcoming adversity, about working hard and about enjoying life. He became part of the Army football brotherhood. We are grateful we had the opportunity to spend time with Sean and his terrific family and we will value the lessons he taught us. Our thoughts and prayers are certainly with Sean's family at this terribly difficult time."

Callahan joined the Black Knights in June of 2014 in conjunction with the New York Yankees HOPE Week and the Friends of Jaclyn Foundation.

Callahan, who suffered from brain tumors, had a locker with the Black Knights and attended every home game during the 2014 season as well as the contest at Yankee Stadium. He was a vital part of the annual team awards banquet, helping Monken distribute the awards.

2015 AWARDS & HONORS

COLLEGE SPORTS MADNESS PLAYER OF WEEK

• DB Xavier Moss (9/27)

COLLEGE SPORTS MADNESS PLAYER OF WEEK

• LB Andrew King (10/4)

LOTT IMPACT TROPHY WATCH LIST

• LB Jeremy Timpf

ROTARY LOMBARDI WATCH LIST

• LB Jeremy Timpf, OL Matt Hugenberg

NAGURSKI AWARD WATCH LIST

• LB Jeremy Timpf

RAY GUY AWARD WATCH LIST

• P Alex Tardieu

RIMINGTON TROPHY WATCH LIST

• OL Matt Hugenberg

BEDNARIK AWARD WATCH LIST

• LB Jeremy Timpf

WUERFFEL TROPHY WATCH LIST

• LB Kyle Ricciardi

COLLEGE SPORTS MADNESS PRESEASON

• FIRST TEAM: LB Jeremy Timpf, DB Chris Carnegie, P Alex Tardieu

• SECOND TEAM: RB Joe Walker, TE Kelvin White, OL Matt Hugenberg, OL Drew Hennessy, K Daniel Grochowski, DL T.J. Atimalala, LB Andrew King, DB Josh Jenkins

During the annual Black-Gold Spring Game, Callahan was voted the game's most valuable player after he ran for a 73-yard touchdown on the first play of the contest setting off a wild celebration that included him being carried off the field as players chanted his name. He also ran for a 75-yard touchdown to conclude the scoring in the game.

The team wore a sticker on its helmet against Fordham honoring Callahan. The sticker was the jersey Callahan wore in the spring game with Sean's number 18 and CALLAHAN across the top.

ABOUT THE GREEN WAVE

Tulane enters Saturday's contest against the Black Knights with a 2-7 record following a 7-3 loss to UConn this past weekend in New Orleans. The Green Wave are 1-5 in The American conference and have yet to win a road game this year. Victories against Maine (38-7) and UCF (45-31) put Tulane at 2-2 after starting 0-2, but it has since lost five consecutive games.

Tulane is averaging 16.3 points per game and surrendering an average of 34.4 on defense, but has played a schedule that has a 43-15 combined record to this point in the season.

Three different quarterbacks have taken snaps under center for the Green Wave, sophomore Tanner Lee, junior Devin Powell and senior Jordy Joseph. Lee has started seven games and is 120-of-225 on the year with eight touchdowns and six interceptions, while Powell and Joseph have each thrown one touchdown in limited action. Wideouts Teddy Veal and Devon Breaux have three touchdowns apiece and 35 and 23 receptions, respectively.

On the ground, Dontrell Hilliard has seen a majority of the workload with 424 rushing yards on 80 carries (5.3 avg.) and six rushing touchdowns. Sherman Badie has two scores to his name, and is second on the team with 213 rushing yards on 50 attempts (4.3 avg.).

Defensively, Nico Marley leads the team in tackles with 61, including 10 for loss, while Darion Monroe has 58 total stops and leads the team in takeaways with four, two interceptions and two fumble recoveries.

Head Coach Curtis "CJ" Johnson is in his fourth season in charge of the Tulane football program and has a 14-32 record.

HELMET STICKERS

The Army football team will continue to honor the U.S. Army this season, wearing helmet stickers for

the below divisions.

9/4 Fordham: 1st Infantry Division

9/12 at Connecticut: 7th Infantry Division

9/19 Wake Forest: 82nd Airborne

9/26 at Eastern Michigan: 2nd Infantry Division

10/3 at Penn State: 101st Airborne

10/10 Duke: 25th Infantry Division

10/17 Bucknell: 1st Armored Division

10/24 at Rice: 1st Cavalry Division

11/7 at Air Force: 4th Infantry Division

11/14 Tulane: 3rd Infantry Division

11/21 Rutgers 10th Mountain Division

12/12 Navy: Players will wear specific stickers

CLASSROOM SUCCESS

The Army football team continues to excel in the classroom. The team improved its grade point average .13 points in the spring, raising the team GPA to the highest it has been since 1977.

TULANE GREEN WAVE

GENERAL INFORMATION

Location:.....New Orleans, La.
Founded:.....1834
Enrollment:.....13,531
Nickname:.....Green Wave
Colors:.....Olive Green & Sky Blue
Conference:.....American Athletic
Series:.....Series tied, 9-9-1
Stadium:.....Yulman Stadium (30,000)
Surface:.....UBU Speed Series 5M (Artificial)
President:.....Michael A. Fitts
Athletic Director:.....Rick Dickson
2015 Record:.....2-7
AAC Record:.....1-5 (5th, West)
Lettermen R/L:.....47/21
Starters R/L:.....20/8

MEDIA RELATIONS

FB Contact:.....Roger Dunaway
Office:.....(504) 862-8240
E-mail:.....roger@tulane.edu

2015 SCHEDULE

Sept. 3DUKE (L, 37-7)
Sept. 12at Georgia Tech (L, 65-10)
Sept. 19MAINE (W, 38-7)
Oct. 3UCF*(W, 45-31)
Oct. 10at Temple* (L, 49-10)
Oct. 16HOUSTON* (L, 42-7)
Oct. 24at Navy* (L, 31-14)
Oct. 31at Memphis* (L, 41-13)
Nov. 7UCONN* (L, 7-3)
Nov. 14at Army
Nov. 21at SMU*
Nov. 28TULSA*
HOME GAMES IN CAPS | *AAC Game

All-Time Series: Tied, 9-9-1

At West Point: Army leads, 6-4

At Tulane: Tulane leads, 5-3-1

Series Streak: Army W2

Oct. 31, 1953	at Tulane 0, Army 0
Nov. 16, 1957	at Army 20, Tulane 14
Sept. 21, 1974	Tulane 31, at Army 14
Oct. 16, 1976	at Tulane 23, Army 10
Oct. 19, 1996	at Army 34, Tulane 10
Oct. 4, 1997	at Tulane 41, Army 0
Nov. 14, 1998	Tulane 49, at Army 35
Sept. 18, 1999	at Tulane 48, Army 28
Oct. 21, 2000	at Army 21, Tulane 17
Oct. 27, 2001	at Army 42, Tulane 35
Nov. 16, 2002	Army 14, at Tulane 10
Sept. 20, 2003	Tulane 50, at Army 33
Nov. 13, 2004	at Tulane 45, Army 31
Oct. 28, 2006	at Tulane 42, Army 28
Oct. 6, 2007	at Army 20, Tulane 17 (OT)
Oct. 4, 2008	Army 44, at Tulane 13
Oct. 3, 2009	Tulane 17, at Army 16
Oct. 9, 2010	Army 41, at Tulane 23
Oct. 1, 2011	at Army 45, Tulane 6

2015 ARMY WEST POINT FOOTBALL GAME NOTES

ARMY BY THE NUMBERS

3

Quarterback sacks registered by LB Andrew King at Connecticut on Sept. 12.

3

Interceptions against Wake Forest on Sept. 19. It was the second time under Jeff Monken that Army has recorded three interceptions in a game.

4

Consecutive games Army forced a turnover to open the season.

4

Touchdowns accounted for by QB Ahmad Bradshaw in his first start, two rushing and two passing vs. Fordham on Sept. 4.

6

Different players who registered receptions in the Fordham contest on Sept. 4. Joe Walker had two while five others had a single reception.

7.8

Army's average per rush against Eastern Michigan on Sept. 26 when the Black Knights racked up 556 rushing yards.

10 Yards

Rushing yards Army allowed, on 13 carries, in the first quarter against UConn on Sept. 12.

11

Tackles recorded by Andrew King and Xavier Moss against Duke on Oct. 10.

13

Career-best tackles by Rhyan England at Connecticut on Sept. 12.

100 yards

Career-best 100 yards receiving for Edgar Poe vs. Bucknell, first player to reach 100 yards receiving in a game since A. Villanueva had 119 vs. VMI (11-14-09).

52 yards

Career-long field goal for Daniel Grochowski. Converted vs. Navy on 12/13/14.

56 yards

Career-long punt for Alex Tardieu, established at Connecticut on Sept. 12.

71 Yards

Length of touchdown pass by A.J. Schurr to Joe Walker at Connecticut on Sept. 12.

77

Freshmen Army welcomed to fall camp in August following Cadet Basic Training.

108

Rushing yards Army allowed at Penn State on Oct. 3.

654

Yards of total offense Army registered at Eastern Michigan on Sept. 26. The 556 rushing yards and 98 passing yards combined are the most Army has collected against an FBS opponent.

SCHEDULE CHANGE

Army will use Monday as its day off this season and will practice on Sunday. In Monken's first season, the team utilized Sunday as its mandated off day.

125 YEARS OF ARMY FOOTBALL

Army football is celebrating 125 years during the 2015 season. Game program stories will highlight the years of the Black Knights with a special commemorative cover for the Bucknell contest.

Army began playing football in 1890 and shows a 662-501-51 all-time record.

This year is also the 92nd season that the Black Knights have called Michie Stadium home.

BLOGGING ALONG

Junior linebacker Andrew King will offer a blog during the season, called King in the Middle, providing insights into the Black Knights. King's entries can be found at www.GoArmyWestPoint.com.

BLACK AND GOLD NFL

A trio of Army football players continue their National Football League dreams.

Collin Mooney, a 2009 graduate, is a member of the Atlanta Falcons. Mooney, a fullback, spent two seasons with the Tennessee Titans, before moving to Atlanta. He is currently on the injured reserve list.

Alejandro Villanueva, a 2010 West Point graduate, made the Pittsburgh Steelers' 53-man roster. Villanueva served two tours overseas before being invited to Philadelphia Eagles camp. He spent last season on the Steelers practice squad and made the roster as a backup offensive lineman. He made his first career start on Oct. 25 against the Arizona Cardinals. Villanueva was used as a tight end and defensive lineman at Army.

Josh McNary, a 2010 graduate, was signed to the Indianapolis Colts' 10-man practice squad and later elevated to the active roster on Sept. 15.

Trent Steelman, a 2013 graduate, was invited to the Baltimore Ravens' camp as a wide receiver before being released. He is currently with the Fall Experimental Football League and will play for the Hudson Valley Fort. The team plays its home games at Dutchess Stadium, 30 miles from West Point.

THE CAPTAINS

Senior fullback Matt Giachinta and junior linebacker Jeremy Timpf have been named team captains for the 2015 season following a vote by their teammates in the spring.

Timpf is the first underclassmen to hold the role since Stephen Anderson in 2009.

LEADERSHIP COUNCIL

Army West Point head coach Jeff Monken has also instituted a team leadership council. The group includes players from all four classes and includes frequent meetings with Monken and staff to determine team issues like uniforms, discipline and goal setting.

The 2015 Leadership Council includes: Jeremy Timpf, Matt Giachinta, Chris Carnegie, A.J. Schurr, Kelvin White, Matt Hugenberg, Andrew King, Joe Walker, Scott Washle, John Voit, Calen Holt, Luke

RANGER JERSEY

Army coach Jeff Monken has returned to the tradition started by Jim Young of awarding a Ranger jersey for extraordinary effort. Players selected wear a special jersey with the U.S. Army Ranger patch on the front during practice. Rangers jerseys have been awarded following the below contests.

FORDHAM

Ryan Alexander, Kelvin White, John Voit, Andy Davidson

UConn

Andrew King

WAKE FOREST

Justin Gilbert, Brandon Jackson

EASTERN MICHIGAN

Jordan Smith, Rhyan England, T.J. Atimalala, DeAndre Bell, Kelvin White, Nicholas Black, Spencer Sheff, A.J. Schurr, Aaron Kemper, Drue Harris, Ryan Alexander, Justin Gilbert, Matt Hugenberg, Edgar Poe

PENN STATE

Andrew King, Alex Aukerman, Matt Giachinta, Edgar Poe, Matt Hugenberg, John Voit, Eddy Ruzga

DUKE

Andrew King

BUCKNELL

Edgar Poe, Andrew King, Matt Hugenberg, Spencer Sheff

RICE

Daniel Grochowski, Mike Houghton, Spencer Sheff, John Voit

AIR FORCE

T.J. Atimalala, Calen Holt, Andrew King

UNIFORM SWAG

With a bevy of options at its disposal, Army has plenty of uniform choices. The players chose the combinations.

FORDHAM

Gold helmets, black jerseys, black pants, black socks, black cleats

at UConn

Gold helmets, white jerseys, gold pants, black socks, black cleats

WAKE FOREST

Gold helmets, black jerseys, black pants, black socks, black cleats

at Eastern Michigan

Gold helmets, white jerseys, gold pants, black socks, black cleats

at Penn State

Gold helmets, white jerseys, gold pants, black socks, black cleats

DUKE

Gold helmets, black jerseys, black pants, black socks, black cleats

BUCKNELL

Gold helmets, black jerseys, black pants, black socks, black cleats

RICE

Gold helmets, white jerseys, gold pants, black socks, black cleats

AIR FORCE

White helmets, white jerseys, white pants, white socks, black cleats (First time in history)

2015 ARMY WEST POINT FOOTBALL GAME NOTES

Langdon and Darnell Woolfolk

SUMMER LEADERS

Members of the Army West Point football team are not only finding success on the gridiron and classroom, but also in military training as well.

Joshua Boylan and Justin Fahn were recently recognized for their hard work during separate summer training sessions.

Boylan, an offensive lineman from Tyler, Texas, was named the most outstanding cadet for Cadet Field Training. Fahn, a linebacker from Bristol, Tenn., received similar honors for Cadet Leader Development Training.

Cadets at the U.S. Military Academy participate in training to instill the foundational military competencies necessary to win in a complex world while inspiring for professional excellence.

Summer training is focused on being proficient as a soldier and as a member of the team, solving tactical problems, understanding roles of officers and non-commissioned officers, demonstrating effective leadership and demonstrating courage, character, integrity and toughness.

Cadet Field Training (CFT) is a three-week session while Cadet Leader Development Training (CLDT) lasts two weeks.

Most Outstanding Cadets are selected by their assessments on scores for patrols for CLDT and who received the highest marks on tasks and scores for CFT.

CFT is designed to train, mentor, and assess basic leadership skills focusing on Troop Leading Procedures (TLPs), effective communication, and tactical decision making in order to develop competent and confident small unit leaders capable of operating in an uncertain and rapidly changing environment. In a series of tactical scenarios that reflect the Decisive Action Training Environment, cadets rotate through leadership positions which provide the cadet with a common experience to further enhance their leadership ability to solve difficult tactical problems, lead under stress and develop the technical proficiencies expected of 2nd Lieutenants.

CLDT assesses juniors and seniors abilities to lead under stress, solve tactical problems and demonstrate proficiency in individual, leader and small unit tasks. The training and assessment contributes to each cadet's development as a commissioned leader of character committed to the values of Duty, Honor, Country and prepared for a career of professional excellence and service to the Nation as an officer in their service.

Cadet Field Training is a three-week program of instruction that emphasizes general military skills, individual preparedness training, preparations for extended field operations, and leading, participating in, and conducting small unit tactical operations. The purpose of CFT is to develop, train, test, and validate specific tasks; prepare cadets to assume duties as non-commissioned officers in the Corps of Cadets; instill the warrior ethos in each cadet; and inspire each cadet to professional excellence through physically- and mentally demanding training.

FIRST AND GOAL

Army West Point head football coach Jeff Monken and his staff were among the counselors

that participated in Lauren's First and Goal Foundation football camp at Lafayette College over the summer.

More than 2,100 athletes were on hand for the one-day high school camp and a bevy of coaches, including the Army West Point staff, provided instruction.

Army West Point assistant coach John Loose is the founder of Lauren's First and Goal Foundation. His daughter, Lauren, was front and center when Michigan head coach John Harbaugh spoke to the campers. Monken was last year's featured speaker and is an honorary foundation board member.

Lauren's First and Goal Foundation's mission is to fund pediatric brain tumor research and patient services and assisting families living with the disease. More than \$114,000 was raised at the 12th annual Pennsylvania camp. Another camp was also held in Ohio at Otterbein University where Ohio State head coach Urban Meyer was the featured speaker.

"We want to thank Jim Harbaugh for bringing his entire staff and sharing a great message with the campers, families, coaches, volunteers and fans," said Loose. "I also want to thank our major sponsors, the Marines, Coordinated Health and Schutt Reconditioning, for their generous sponsorship at the Pennsylvania camp. We also couldn't do this without the many local businesses that provided critical in-kind donations and support, the Lafayette College football staff and community for their tremendous support over the last 12 years, and the hundreds of loyal and dedicated volunteers that come back to help year after year."

Lauren's First and Goal Foundation has awarded \$1.46 million to pediatric research, patient services and families since 2004.

THE CLASS OF 2019

Approximately 1,270 cadet candidates, including 280 women, 425 minorities, 17 international cadets and 13 combat veterans began Cadet Basic Training this summer.

The incoming class was selected from a pool of 16,000 applicants. The 280 women represent 22 percent of the class. Minority enrollment, roughly 33 percent, includes 189 African-Americans, 93 Asian-Americans, 119 Hispanic-Americans and 10 Native Americans.

The Class of 2019 includes cadets from every state in the nation and 17 international cadets entering the class under the sponsorship of their respective countries. The countries represented include Bangladesh, Guyana, Mongolia, Montenegro, Netherlands, Malaysia, Pakistan (two), Panama, Philippines, Romania, Rwanda, Saudi Arabia, Taiwan, Tanzania, Turkey and the United Arab Emirates. Upon graduation, these cadets will return to their respective countries as officers in their armed forces.

NEW TURF

Michie Stadium has new turf for the 2015 season. The playing surface at the historic stadium was replaced over the summer.

Michie Stadium had FieldTurf Revolution installed as well as new branding reflecting the Black Knights' new logo.

FieldTurf Revolution, the result of innovative science, engineering and technology provides a

FIRST TIMERS

A host of players competed in their first game for Army this season. The Black Knights utilized 18 freshmen vs. Fordham. The only school to use more freshmen in its first game was Georgia with 19.

FORDHAM L, 37-35

Ahmad Bradshaw	QB
Marcus Hyatt	KR
Nicholas Black	RB
Spencer Sheff	RB
Jordan Asberry	RB
Max Regan	DB
Rick Kurz	OL
Cole Macek	LB
Harrison Rooney	LB
Gibby Gibson	DB
Brandon Jackson	DB
Tyler Campbell	RB
Drue Harris	RB
Calen Holt	LB
Andy Davidson	LB
James Nachtigal	LB
Kenneth Brinson	LB
Victor Nieves III	OL
Jermaine Adams	WR
Jeff Ejekam	WR
Cordarrell Davis	DL
Eddy Ruzga	DL
Darnell Woolfolk	RB
Gibby Gibson	DB
Christian Drake	RB

soft, strong monofilament fiber with extraordinary durability and longevity. A three-layer infill system and state-of-the-art SureLock coating method are underneath the turf.

Michie Stadium will have limited permanent markings on the surface, allowing for an easy transition from football to men's lacrosse to women's lacrosse. All three sports use different line markers and with the new field, lines will be painted on for specific competitions.

GAME DAY IS BACK

For the second consecutive year, ESPN's College Gameday will broadcast live from Philadelphia prior to the Army-Navy Game presented by USAA on Saturday, Dec. 12.

ESPN's signature college football show will air from Philadelphia, Pa., the site of the 116th Army-Navy Game presented by USAA.

College Gameday, with host Rece Davis and analysts Kirk Herbstreit, Lee Corso and Desmond Howard, are expected in Philadelphia for the show.

College Gameday was at West Point, N.Y., on Sept. 27, 2003, prior to the Black Knights' game against South Florida. Lightning and heavy rains in both Connecticut and West Point cut the show short. The set was arranged between Doubleday Field and the library on Patton Field.

Last December the show made its Army-Navy debut from the inner harbor of Baltimore, Md.

SUMMER TRAINING

In 2014, Army altered its summer training, moving up the time the players spend in the field and allowing the team the opportunity to take a class

2015 ARMY WEST POINT FOOTBALL GAME NOTES

and train in the summer.

Traditionally, players took leave and participated in summer military training. Now, training starts around the time of graduation and players gather at West Point for school and training, forgoing their leave time.

CLASS MOTTO

One of the duties of the new cadets is selecting a class motto. That motto, selected during Cadet Basic Training, is displayed during March Back on a large banner during the 12-mile return to West Point. The Class mottos are

2019 So Freedom Will Reign

2018 So Others May Dream

2017 With Honor We Lead

2016 For Those We Lead

12TH MAN

Army has retired four numbers and does not issue number 12, a number reserved for the Corps of Cadets as the 12th man.

Numbers 24 (Pete Dawkins), 35 (Felix "Doc" Blanchard) and 41 (Glenn Davis) have been retired for Heisman Trophy winners, while Joe Steffy's number 61 is also retired.

ARMY/CBS SPORTS NETWORK

Army West Point is in its sixth season of an exclusive television agreement with CBS Sports Network that ensures all Black Knights home football games are broadcast live on national television.

In January, Army and CBS Sports announced a five-year agreement that runs through 2019. As part of the agreement, most of the Black Knights games will be played in the afternoon. It also calls for CBS Sports Network to broadcast neutral site contests where Army is the home team.

OFFICER PLAQUE

As the Army football team enters the field, one of the long traditions is to touch the Officer plaque. A team member holds the plaque aloft and the players reach up as they are passing by.

The plaque states: "I want an officer for a secret and dangerous mission. I want a West Point football player." Gen. George Marshall, Chief of Staff of the U.S. Army during World War II, made the statement at the Pentagon when he needed an officer to train and lead a ranger-type battalion on a secret mission.

SUPERINTENDENT

Lieutenant General Robert L. Caslen, Jr. became the 59th Superintendent of the U.S. Military Academy at West Point on July 17, 2013.

Lt. Gen. Caslen graduated from the U.S. Military Academy in 1975. He earned master's degrees from Long Island University and Kansas State University.

Caslen earned varsity letters as a member of the football team in 1973 and 1974 as an offensive lineman.

Previous to this assignment, Lt. Gen. Caslen served as the Chief of the Office of Security Cooperation-Iraq. His prior deployments and assignments include serving as the commander of the Combined Arms Center at Fort Leavenworth, Kan., the command that oversees the Command and General Staff College and 17 other schools, centers, and training

programs located throughout the United States; commanding general of the 25th Infantry Division (Light) and commanding general of the Multi-National Division-North during Operation Iraqi Freedom; Commandant of Cadets for the U.S. Military Academy; Deputy Director for the War on Terrorism, J-5, The Joint Staff; Assistant Division Commander (maneuver), 3rd Infantry Division (Mechanized); Chief of Staff, 10th Mountain Division (Light); Chief of Staff, Combined Joint Task Force Mountain during Operation Enduring Freedom; Commander, 2nd Brigade, 101st Airborne Division (Air Assault); Chief of Staff, 101st Airborne Division (Air Assault); Senior Brigade C2 Observer/Controller, Operations Group, Joint Readiness Training Center; Commander, 1st Battalion, 14th Infantry, 25th Infantry Division (Light); Executive Officer to the Deputy Commander in Haiti during Operation Uphold Democracy; J-3 in Honduras for Joint Task Force Bravo; Brigade Operations Officer, 3rd Brigade, 101st Airborne Division (Air Assault); Executive Officer, 2nd Battalion, 187th Infantry, 101st Airborne Division (Air Assault) during Operations Desert Shield/Desert Storm.

Lt. Gen. Caslen's awards and decorations include the Distinguished Service Medal, the Defense Superior Service Medal with Oak Leaf Cluster, the Legion of Merit with four Oak Leaf Clusters, the Bronze Star Medal with two Oak Leaf Clusters, the Defense Meritorious Service Medal, and the Meritorious Service Medal with five Oak Leaf Clusters. He has earned the Combat Infantryman Badge, the Joint Chiefs of Staff Identification Badge, and is Airborne, Air Assault, and Ranger qualified.

CLASS RINGS

Each senior at West Point is presented with their class ring during the Ring Weekend. The rings are distributed at Trophy Point with the cadets wearing their "India White" uniforms.

The rings presented to the Class of 2016 include steel from the World Trade Center as well as gold from past class rings which have been donated.

THIS WEEK IN ARMY FOOTBALL

"This Week in Army Football" radio show will be held Thursday's during the 2015 football season at 7 p.m.

Head coach Jeff Monken will join Assistant Athletic Director for Multi Media Rich DeMarco as well as an assistant coach and former player.

The show is held at the "relocated" First Class Club which has been moved to the Class of '63 Lounge at Eisenhower Hall. For the 2015 season, fans can attend the show in the former Benny's Lounge, on the third floor of Eisenhower Hall in Crest Hall.

Food and beverage specials, the opportunity to ask questions of the Army head coach and prizes will all be offered.

For those fans unable to make the show live, WALL 1340-AM and WEOK 1390-AM will air the show and a video stream will be offered at www.GoArmyWestPoint.com.

SPIRIT LUNCHEONS

The next Spirit Luncheon, presented by USAA, will be held Thursday, Nov. 12.

Lunch will be held at the West Point Club at the U.S. Military Academy and begin promptly at noon

DECISIONS, DECISIONS

What happens after the coin toss.

FORDHAM (L, 37-35)

Army won toss, elected to defer.

CONNECTICUT (L, 22-17)

UConn won toss, elected to receive.

WAKE FOREST (L, 17-14)

Army won toss, elected to defer.

EASTERN MICHIGAN (W, 58-36)

Army won toss, elected to defer.

PENN STATE (L, 20-14)

Penn State won toss, elected to receive.

DUKE (L, 44-3)

Army won toss, elected to defer.

BUCKNELL (W, 21-14)

Army won toss, elected to defer.

RICE (L, 38-31)

Rice won toss, elected to receive.

AIR FORCE (L, 20-3)

Army won toss, elected to defer.

GAME CAPTAINS

Each week, members of the team leadership council select honorary game captains. These two players carry the American flag and game-specific unit flag and lead the team onto the field. They also participate in the coin toss. The game captains are announced during a team meeting Friday evening.

FORDHAM

Matt Hugenberg, Chris Carnegie

UConn

A.J. Schurr, T.J. Atimalala, Daniel Grochowski

WAKE FOREST

Luke Proulx, Ryan Alexander

EASTERN MICHIGAN

Connor Farley, Joey Giovannelli

PENN STATE

Evan Finnane, Ryan Alexander

DUKE

Joey Giovannelli, Caleb McNeill, Grant Escobar

BUCKNELL

Justin Fahn, Wyatt Wilkerson

RICE

DeAndre Bell, Cale Brewer

AIR FORCE

Kelvin White, Michael McFadden

with food service beginning at 11:15 a.m. Head coach Jeff Monken and selected players and coaches will be part of the program. Tickets are \$10 in advance (845-938-5120) or \$12 at the door.

2015 ARMY WEST POINT FOOTBALL GAME NOTES

DEPTH CHART VS. TULANE

OFFENSE - TRIPLE OPTION	SPECIAL TEAMS	DEFENSE - 3-4
X-WIDE RECEIVER 82 Edgar Poe** Jr. 6-4 215 84 Jermaine Adams So. 6-1 211 TIGHT END 2 Kelvin White** Sr. 6-3 258 43 Quentin Parker Fr. 6-1 225 LEFT TACKLE 62 Rick Kurz Fr. 6-2 265 60 Justin Gilbert Sr. 6-7 278 LEFT GUARD 74 Jaryn Villegas So. 6-2 286 64 Victor Nieves III Fr. 6-4 318 CENTER 53 Matt Hugenberg*** Sr. 6-5 295 66 Joshua Boylan So. 6-2 273 RIGHT GUARD 70 Mike Houghton* So. 6-4 284 76 Joe Tustin So. 6-2 286 RIGHT TACKLE 50 Ryan Alexander*** Sr. 6-1 250 60 Justin Gilbert Sr. 6-7 278 QUARTERBACK 17 Ahmad Bradshaw So. 5-11 198' 11 A.J. Schurr** Sr. 6-0 209 FULLBACK 40 Matt Giachinta** Sr. 6-1 220 25 Aaron Kemper** Jr. 5-6 210 T-BACK 6 John Trainor* So. 5-11 190 10 Nicholas Black Fr. 5-8 188 A-BACK 31 Jordan Asberry Fr. 5-9 185 5 Joe Walker Jr. 6-0 204 30 Elijah St. Hilaire Jr. 5-9 195 Z-WIDE RECEIVER 15 DeAndre Bell** Sr. 6-1 224 81 Jeff Ejekam So. 6-2 199	KICKER 95 Daniel Grochowski** Sr. 6-1 220 16 Cale Brewer* Sr. 6-0 193 PUNTER 80 Alex Tardieu** Sr. 6-4 218 1 J.D. Mote Fr. 6-5 211 HOLDER 80 Alex Tardieu** Sr. 6-4 218 17 Ahmad Bradshaw So. 5-11 198 LONG SNAPPER 42 Calen Holt Fr. 6-0 210 88 Connor Farley** Sr. 6-2 213 SHORT SNAPPER 44 Zach Saum Fr. 6-5 200 88 Connor Farley** Sr. 6-2 213 PUNT RETURNER 82 Edgar Poe** Jr. 6-4 215 10 Nicholas Black Fr. 5-8 188 KICK RETURNER 1 Marcus Hyatt Fr. 5-10 170 10 Nicholas Black Fr. 5-8 188 <i>*Denotes number of varsity letters earned</i> Because of double numbers, several Army players have switched numbers from the roster on-line and the full team roster in these pages. Numbers listed on two-deep, flip card and dress list are numbers players are wearing for this contest.	SAM OLB 21 Alex Aukerman* So. 6-1 228 27 Gibby Gibson Fr. 6-1 200 TACKLE 57 Jordan Smith* Jr. 6-3 258 90 Eddy Ruzga Jr. 6-3 241 NOSE GUARD 93 T.J. Atimalala*** Sr. 5-11 268 99 Cordarrell Davis Fr. 6-0 240 END 59 John Voit* So. 6-3 247 75 Evan Finnane Sr. 6-2 263 RUSH END 56 Kenneth Brinson Fr. 6-2 225 54 James Nachtigal Fr. 6-0 205 MIKE LINEBACKER 11 Andrew King* Jr. 6-0 246 36 Scott Washle* So. 6-1 238 WILL LINEBACKER 39 Jeremy Timpf* Jr. 6-1 225 43 Andy Davidson Fr. 6-2 220 FIELD CORNER 28 Brandon Jackson Fr. 6-0 170 17 Steven Johnson** Jr. 6-0 192 1 Marcus Hyatt Fr. 5-10 170 FIELD SAFETY 20 Rhyen England* So. 5-10 192 8 Tevin Long** Jr. 5-11 192 BOUNDARY SAFETY 9 Xavier Moss** Jr. 6-2 194 22 Luke Proulx** Sr. 5-10 196 BOUNDARY CORNER 14 Chris Carnegie*** Sr. 6-0 200 18 Jared Rogers** Sr. 5-8 178

2015 ARMY WEST POINT FOOTBALL GAME NOTES

ARMY FOOTBALL THE LAST TIME

DID NOT ATTEMPT A PUNT

at Eastern Michigan, Rynearson Stadium, Ypsilanti, Mich., 9-26-15

HAD NO TURNOVERS AND NO PENALTIES

vs. Morgan State, Michie Stadium, 8-30-13

HAD A PLAYER RUSH FOR 150 YARDS

Larry Dixon, 158 yards (22 att.) vs. Fordham, Michie Stadium, West Point, N.Y., 11-22-14

HAD TWO 100-YARD RUSHERS

Aaron Kemper (129), A.J. Schurr (117) at Rice, Rice Stadium, Houston, Texas, 10-24-15

HAD THREE 100-YARD RUSHERS

Raymond Maples (184), Trent Steelman (141) and Larry Dixon (128) vs. Boston College, Michie Stadium, 10-6-12

HAD A PLAYER RUSH FOR 200 YARDS

Terry Baggett, 304 yards (18 attempts) vs. Eastern Michigan, Michie Stadium, West Point, N.Y., 10-12-13

HAD A PLAYER RUSH FOR 300 YARDS

Terry Baggett, 304 yards (18 attempts) vs. Eastern Michigan, Michie Stadium, West Point, N.Y., 10-12-13

HAD A QUARTERBACK RUSH FOR 100 YARDS

A.J. Schurr, 117 yards (23 attempts) at Rice, Rice Stadium, Houston, Texas, 10-24-15

HAD A QUARTERBACK RUSH FOR 150 YARDS

Trent Steelman, 212 yards (16 attempts) at Eastern Michigan, Rynearson Stadium in Ypsilanti, Mich., 10-20-12

HAD A QUARTERBACK RUSH FOR 200 YARDS

Trent Steelman, 212 yards (16 attempts) at Eastern Michigan, Rynearson Stadium in Ypsilanti, Mich., 10-20-12

HAD A QUARTERBACK RUSH FOR 100 YARDS IN CONSECUTIVE GAMES

Ahmad Bradshaw (2 games), 129 yards (16 attempts) at Connecticut, Rentschler Field, Hartford, Conn., 9-12-15; 143 yards (20 attempts) vs. Fordham, Michie Stadium, West Point, N.Y., 9-4-15; Trent Steelman (5 games), 212 yards (16 attempts) at Eastern Michigan, Rynearson Stadium in Ypsilanti, Mich.; 101 yards (17 attempts) vs. Ball State, Michie Stadium, 10-27-12; 101 yards (29 attempts) vs. Air Force, Michie Stadium, 11-3-12; 102 yards (26 attempts) at Rutgers, High Point Solutions Stadium, Piscataway, N.J., 11-10-12; 139 yards (20 attempts) vs. Temple, Michie Stadium, 11-17-12

HAD A PLAYER RUSH 30 TIMES

A.J. Schurr, 31 attempts (99 yards) vs. Bucknell, Michie Stadium, 10-17-15

HAD A PLAYER RUSH 35 TIMES

Carlton Jones, 39 attempts (162 yards) vs. Akron, Rubber Bowl in Akron, Ohio, 10-22-05

HAD A PLAYER RUSH 40 TIMES

Gerald Walker, 40 attempts (153 yards) vs. Harvard, Harvard Stadium in Cambridge, Mass., 10-3-81

HAD A PLAYER RUSH FOR THREE TOUCHDOWNS

Larry Dixon, vs. Fordham, Michie Stadium, West Point, N.Y., 11-22-13

HAD A PLAYER RUSH FOR FOUR TOUCHDOWNS

A.J. Schurr at Hawai'i, Aloha Stadium, Honolulu, Hawai'i, 11-30-13

HAD A PLAYER RUSH FOR FIVE TOUCHDOWNS

Carlton Jones, 5 vs. South Florida, Raymond James in Tampa, Fla., 10-16-04

HAD A PLAYER SCORE FIVE TOUCHDOWNS

Carlton Jones, 5 rushing TD vs. South Florida, Raymond James in Tampa, Fla., 10-16-04

HAD A PLAYER SCORE A TOUCHDOWN IN FOUR STRAIGHT GAMES

Angel Santiago, vs. Wake Forest, Yale, Ball State, Rice 2014

HAD A PLAYER RESPONSIBLE FOR FIVE TOUCHDOWNS

Trent Steelman, 5 (4 rush, 1 pass) vs. Temple, Michie Stadium, 10-2-10

HAD A PLAYER RUSH FOR 60 YARDS ON ONE PLAY FROM SCRIMMAGE

A.J. Schurr, 71 yards, at Rice, Rice Stadium, Houston, Texas, 10-24-15

HAD A PLAYER RUSH FOR 70 YARDS ON ONE PLAY FROM SCRIMMAGE

A.J. Schurr, 71 yards, at Rice, Rice Stadium, Houston, Texas, 10-24-15

HAD A PLAYER RUSH FOR 80 YARDS ON ONE PLAY FROM SCRIMMAGE

Terry Baggett, 96 yards vs. Eastern Michigan, Michie Stadium, 10-12-13

HAD A PLAYER RUSH FOR 90 YARDS ON ONE PLAY FROM SCRIMMAGE

Terry Baggett, 96 yards vs. Eastern Michigan, Michie Stadium, 10-12-13

RECORDED 400 YARDS RUSHING

556 yards (71 attempts) at Eastern Michigan, Rynearson Stadium, Ypsilanti, Mich., 9-26-15

RECORDED 450 YARDS RUSHING

556 yards (71 attempts) at Eastern Michigan, Rynearson Stadium, Ypsilanti, Mich., 9-26-15

RECORDED 500 YARDS RUSHING

556 yards (71 attempts) at Eastern Michigan, Rynearson Stadium, Ypsilanti, Mich., 9-26-15

RECORDED 550 YARDS RUSHING

556 yards (71 attempts) at Eastern Michigan, Rynearson Stadium, Ypsilanti, Mich., 9-26-15

HAD A PLAYER PASS FOR 200 YARDS

Carson Williams, 328 yards (26-38) vs. Tulsa, Michie Stadium, 11-17-07

HAD A PLAYER PASS FOR 250 YARDS

Carson Williams, 328 yards (26-38) vs. Tulsa, Michie Stadium, 11-17-07

HAD A PLAYER PASS FOR 300 YARDS

Carson Williams, 328 yards (26-38) vs. Tulsa, Michie Stadium, 11-17-07

HAD NO PASSING YARDS

vs. Ball State (0 comp., 4 att.), Scheumann Stadium in Muncie, Ind., 9-24-11

HAD A PLAYER COMPLETE 20 PASSES

Carson Williams, 26 completions (38 attempts) vs. Tulsa, Michie Stadium, 11-17-07

HAD A PLAYER COMPLETE 25 PASSES

Carson Williams, 26 completions (38 attempts) vs. Tulsa, Michie Stadium, 11-17-07

HAD A PLAYER COMPLETE 30 PASSES

Zac Dahman, 34 completions (51 attempts) vs. UAB, Legion Field, Birmingham, Ala., 11-1-03

HAD NO PASS COMPLETIONS

vs. Ball State (0 comp., 4 att.), Scheumann Stadium in Muncie, Ind., 9-24-11

HAD A PLAYER ATTEMPT 30 PASSES

Carson Williams, 38 attempts (26 completions) vs. Tulsa, Michie Stadium, 11-17-07

HAD A PLAYER ATTEMPT 40 PASSES

David Pevoto, 43 attempts (23 completions) vs. Akron, Cleveland Browns Stadium in Cleveland, Ohio, 9-1-07

HAD A PLAYER ATTEMPT 50 PASSES

Zac Dahman, 51 attempts (34 completions) vs. UAB, Legion Field, Birmingham, Ala., 11-1-03

HAD A PLAYER COMPLETE A PASS OF AT LEAST 50 YARDS

A.J. Schurr to Edgar Poe, 68 yards vs. Bucknell, Michie Stadium, 10-17-15

HAD A PLAYER COMPLETE A PASS OF AT LEAST 60 YARDS

A.J. Schurr to Edgar Poe, 68 yards vs. Bucknell, Michie Stadium, 10-17-15

HAD A PLAYER COMPLETE A PASS OF AT LEAST 70 YARDS

A.J. Schurr to Joe Walker, 71 yards at Connecticut, Rentschler Field, 9-12-15

HAD A PLAYER COMPLETE A PASS OF AT LEAST 80 YARDS

Zac Dahman to Tielor Robinson, 93 yards (TD) vs. Cincinnati, Michie Stadium, 10-9-04

HAD A PLAYER COMPLETE A PASS OF AT LEAST 90 YARDS

Zac Dahman to Tielor Robinson, 93 yards (TD) vs. Cincinnati, Michie Stadium, 10-9-04

HAD A PLAYER PASS FOR FOUR TOUCHDOWNS

Zac Dahman, 4 vs. Houston, Robertson Stadium in Houston, Texas, 10-19-02

HAD A PLAYER PASS FOR A TOUCHDOWN IN THREE STRAIGHT GAMES

Carson Williams, vs. Wake Forest, Boston College, Temple, 2007

HAD A PLAYER GAIN 100 YARDS RECEIVING

Edgar Poe, 100 (3 receptions) vs. Bucknell, Michie Stadium, 10-17-15

HAD A PLAYER CATCH THREE TOUCHDOWN PASSES

Myreon Williams, 3 touchdown receptions vs. Lafayette, Michie Stadium, 10-20-90

HAD A PLAYER CATCH A TD PASS IN THREE STRAIGHT GAMES

Alejandro Villanueva vs. Duke, Ball State and Iowa State, 2009

HAD A PLAYER CATCH A TD PASS IN FOUR STRAIGHT GAMES

Jeremy Trimble, vs. Temple, Tulane, Central Michigan and Georgia Tech, 2007

HAD A PLAYER CATCH 10 PASSES

Jeremy Trimble, 11 receptions (167 yards) vs. Tulsa, Michie Stadium, 11-17-07

HAD A PLAYER GAIN 300 YARDS IN TOTAL OFFENSE

Terry Baggett, 304 yards (304 rush) vs. East. Michigan, Michie Stadium, 10-12-13

HAD A PLAYER GAIN 200 ALL-PURPOSE YARDS

Terry Baggett, 304 yards (304 rush) vs. East. Michigan, Michie Stadium, 10-12-13

HAD A PLAYER GAIN 250 ALL-PURPOSE YARDS

Terry Baggett, 304 yards (304 rush) vs. East. Michigan, Michie Stadium, 10-12-13

HAD A PLAYER RETURN A KICKOFF FOR A TOUCHDOWN

Corey Anderson, 88 yards vs. Temple, Michie Stadium, 9-29-07

HAD A PLAYER RETURN THE OPENING KICKOFF FOR A TOUCHDOWN

Corey Anderson, 88 yards vs. Temple, Michie Stadium, 9-29-07

HAD A PLAYER KICK THREE FIELD GOALS

Daniel Grochowski, 3-for-3 vs. Wake Forest, Michie Stadium, 9-21-13

HAD A PLAYER KICK FOUR FIELD GOALS

Eric Olsen, 4-for-4 vs. North Texas, Michie Stadium, 11-15-97

HAD A PLAYER KICK FIVE FIELD GOALS

Craig Stopa, 5-for-6 vs. Air Force, Michie Stadium, 11-3-84

HAD A PLAYER KICK A 45-YARD FIELD GOAL

Daniel Grochowski, 47 yards at Air Force, Falcon Stadium, 11-7-15

HAD A PLAYER KICK A 50-YARD FIELD GOAL

Daniel Grochowski, 52 yards vs. Navy, M&T Bank Stadium, 12-13-15

HAD A PLAYER RETURN A PUNT FOR A TOUCHDOWN

Jeremy Trimble, 85 yards vs. Temple, Michie Stadium, 9-29-07

HAD A PLAYER RETURN A BLOCKED PUNT FOR A TOUCHDOWN

Xavier Moss, 7 yards vs. Navy, block by Josh Jenkins, M&T Bank Stadium, Baltimore, Md., 12-13-14

RETURNED TWO KICKS FOR TOUCHDOWNS

vs. Temple (Corey Anderson, 88-yard KR; Jeremy Trimble, 85-yard PR), Michie Stadium, 9-29-07

SCORED TWO SPECIAL TEAMS TOUCHDOWNS

vs. Temple (Corey Anderson, 88-yard KR; Jeremy Trimble, 85-yard PR), Michie Stadium, 9-29-07

HAD A PLAYER RETURN AN INTERCEPTION FOR A TOUCHDOWN

Chris Carnegie, 99 yards vs. UConn at Yankee Stadium, Bronx, N.Y., 11-8-14

HAD A PLAYER RETURN A FUMBLE FOR A TOUCHDOWN

Nate Combs, 52 yards vs. Fordham, Michie Stadium, 10-29-11

HAD A DEFENSIVE PLAYER RECOVER A FUMBLE FOR A TOUCHDOWN

Nate Combs vs. Air Force, Michie Stadium, 11-3-12

HAD A PLAYER INTERCEPT TWO PASSES IN A GAME

Brandon Jackson vs. Wake Forest, Michie Stadium, West Point, N.Y., 9-19-15

SCORED A SPECIAL TEAMS AND DEFENSIVE TOUCHDOWN

vs. Temple (Corey Anderson, 88-yard KR; Jeremy Trimble, 85-yard PR; Jordan Murray, 0-yard fumble recovery), Michie Stadium, 9-29-07

SCORED AN OFFENSIVE, DEFENSIVE AND SPECIAL TEAMS TD

vs. Temple (Corey Anderson, 88-yard KR; Jeremy Trimble, 85-yard PR; Jordan Murray, 0-yard fumble recovery; 2 passing touchdowns), Michie Stadium, 9-29-07

SCORED A DEFENSIVE TD IN CONSECUTIVE GAMES

at Vanderbilt (Geoffery Bacon, 70-yard INT), Vanderbilt Stadium in Nashville, Tenn., 10-22-11; vs. Fordham (Nate Combs, 52-yard FR), Michie Stadium, 10-29-11

SCORED TWO DEFENSIVE TOUCHDOWNS

vs. Tulane (Stephen Anderson, 81-yard FR; Frank Scappaticci, 35-yard INT), Tad Gormley Stadium in New Orleans, La., 10-4-08

2015 ARMY WEST POINT FOOTBALL GAME NOTES

ARMY FOOTBALL THE LAST TIME

RECORDED A SAFETY

Richard Glover, tackle in end zone vs. Wake Forest, Michie Stadium, 9-21-13

HAD A PLAYER BLOCK A PUNT

Josh Jenkins vs. Navy, M&T Bank Stadium, Baltimore, Md., 12-13-14

BLOCKED TWO KICKS IN ONE GAME

Jordan Smith (extra point) and John Voit (field goal) vs. Bucknell, Michie Stadium, 10-17-15

HAD A PUNT BLOCKED

Chris Boldt vs. Rutgers (Wayne Warren block), Yankee Stadium in Bronx, N.Y., 11-12-11

HAD A PLAYER BLOCK A FIELD GOAL ATTEMPT

John Voit vs. Bucknell (John Burdick kicker), Michie Stadium, 10-17-10

HAD A PLAYER BLOCK A FIELD GOAL IN TWO CONSECUTIVE WEEKS

Victor Ugenyi vs. Tulane, Tad Gormley Stadium in New Orleans, La., 10-4-08; vs. Eastern Michigan, Michie Stadium, 10-11-08

HAD A FIELD GOAL BLOCKED

Daniel Grochowski at Air Force (Nic Fitzgerald), Falcon Stadium, USAFA, Colo., 11-2-13

HAD TWO FIELD GOALS BLOCKED

Daniel Grochowski vs. Rutgers, High Point Solutions Stadium, Piscataway, N.J., 11-10-12

MISSED TWO PATS IN A GAME

Daniel Grochowski vs. Buffalo, Michie Stadium, West Point, N.Y., 9-6-14

SCORED A TWO-POINT CONVERSION

at Eastern Michigan, twice, Kelvin White to Connor Farley and A.J. Schurr, rush, Rynearson Stadium, Ypsilanti, Mich., 9-26-15

SHUT OUT AN OPPONENT

Army 55, Fordham 0, Michie Stadium, 10-29-11

HELD CONSECUTIVE OPPONENTS TO LESS THAN 14 POINTS

vs. Tulane (13 points), Tad Gormley Stadium in New Orleans, La., 10-11-08; vs. Eastern Michigan (13 points), Michie Stadium, 10-11-08

HELD AN OPPONENT BELOW 200 TOTAL YARDS

Fordham, 86 yards (69 rush, 17 pass), Michie Stadium, 10-29-11

HELD AN OPPONENT BELOW 100 TOTAL YARDS

Fordham, 86 yards (69 rush, 17 pass), Michie Stadium, 10-29-11

HELD A CURRENT FBS OPPONENT BELOW 150 TOTAL YARDS

Vanderbilt, 145 yards (54 rush, 91 pass), Vanderbilt Stadium in Nashville, Tenn., 11-15-75

HELD AN FBS OPPONENT BELOW 100 YARDS RUSHING

Louisiana Tech, 57 yards (23 att.), Cotton Bowl Stadium, Dallas, Texas, 9-28-13

HELD AN OPPONENT BELOW 100 YARDS RUSHING

Fordham, 90 yards (18 att.), Michie Stadium, West Point, N.Y., 11-22-14

HELD AN OPPONENT BELOW 50 YARDS RUSHING

Rutgers, -1 yards (35 att.), New Meadowlands Stadium in East Rutherford, N.J., 10-16-10

HELD AN OPPONENT BELOW 25 YARDS RUSHING

Rutgers, -1 yards (35 att.), New Meadowlands Stadium in East Rutherford, N.J., 10-16-10

HELD AN OPPONENT TO BELOW 10 YARDS RUSHING

Rutgers, -1 yards (35 att.), New Meadowlands Stadium in East Rutherford, N.J., 10-16-10

HELD AN OPPONENT TO NEGATIVE YARDS RUSHING

Rutgers, -1 yards (35 att.), New Meadowlands Stadium in East Rutherford, N.J., 10-16-10

HELD CONSECUTIVE OPPONENTS BELOW 50 YARDS RUSHING

North Texas, 13 yards (13 att.), Texas Stadium in Irving, Texas, 9-28-96; Yale, 44 yards (21 att.), Michie Stadium, 10-5-96

HELD THREE CONSECUTIVE OPPONENTS BELOW 50 YARDS RUSHING

North Texas, 13 yards (13 att.), Texas Stadium in Irving, Texas, 9-28-96; Yale, 44 yards (21 att.), Michie Stadium, 10-5-96; Rutgers, 25 yards (30 att.), Giants Stadium in East Rutherford, N.J., 10-12-96

HELD FOUR CONSECUTIVE OPPONENTS BELOW 50 YARDS RUSHING

North Texas, 13 yards (13 att.), Texas Stadium in Irving, Texas, 9-28-96; Yale, 44 yards (21 att.), Michie Stadium, 10-5-96; Rutgers, 25 yards (30 att.), Giants Stadium in East Rutherford, N.J., 10-12-96; Tulane, 43 yards (22 att.), Michie Stadium, 10-19-96

HELD FIVE CONSECUTIVE OPPONENTS BELOW 55 YARDS RUSHING

North Texas, 13 yards (13 att.), Texas Stadium in Irving, Texas, 9-28-96; Yale, 44 yards (21 att.), Michie Stadium, 10-5-96; Rutgers, 25 yards (30 att.), Giants Stadium in East Rutherford, N.J., 10-12-96; Tulane, 43 yards (22 att.), Michie Stadium, 10-19-96; Miami (Ohio), 53 yards (17 att.), Yager Stadium in Oxford, Ohio, 10-26-96

HELD CONSECUTIVE OPPONENTS BELOW 100 YARDS RUSHING

Hawai'i, 10 yards (11 att.), Michie Stadium, 9-11-10; North Texas, 95 yards (29 att.), Michie Stadium, 9-18-25

HELD 7 CONSECUTIVE OPPONENTS BELOW 100 YARDS RUSHING

North Texas, 13 yards (13 att.), Texas Stadium in Irving, Texas, 9-28-96; Yale, 44 yards (21 att.), Michie Stadium, 10-5-96; Rutgers, 25 yards (30 att.), Giants Stadium in East Rutherford, N.J., 10-12-96; Tulane, 43 yards (22 att.), Michie Stadium, 10-19-96; Miami (Ohio), 53 yards (17 att.), Yager Stadium in Oxford, Ohio, 10-26-96; Lafayette, 83 yards (36 att.), Michie Stadium, 11-2-96; Air Force, 69 yards (29 att.), Michie Stadium, 11-9-96

HELD CONSECUTIVE OPPONENTS TO 175 TOTAL YARDS OR LESS

Louisiana Tech, 152 yards (68 rush, 84 pass), Michie Stadium, 10-25-08; Air Force, 174 yards (142 rush, 32 pass), Michie Stadium, 11-1-08

HELD AN OPPONENT BELOW 100 YARDS PASSING

Navy, 10 yards (2-7), Lincoln Financial Field, Philadelphia, Pa., 12-14-13

HELD AN OPPONENT BELOW 50 YARDS PASSING

Navy, 10 yards (2-7), Lincoln Financial Field, Philadelphia, Pa., 12-14-13

HELD AN OPPONENT BELOW 25 YARDS PASSING

Navy, 10 yards (2-7), Lincoln Financial Field, Philadelphia, Pa., 12-14-13

HELD CONSECUTIVE OPPONENTS BELOW 100 YARDS PASSING

Louisiana Tech, 84 yards (8-19), Michie Stadium, 10-25-08; Air Force, 32 yards (3-8), Michie Stadium, 11-1-08

HELD THREE CONSECUTIVE OPPONENTS BELOW 100 YARDS PASSING

Navy, 41 yards (3-6), Lincoln Financial Field in Philadelphia, Pa., 12-3-05; Arkansas State, 97 yards (11-16), Indian Stadium in Jonesboro, Ark., 9-2-06; Kent State, 92 yards (9-22), Michie Stadium, 9-9-06

RECORDED 40 MINUTES IN TIME OF POSSESSION

41:18 at Eastern Michigan, Rynearson Stadium, Ypsilanti, Mich., 9-26-15

RECORDED 40 MINUTES IN TIME OF POSS. IN CONSECUTIVE GAMES

42:11 vs. San Diego State, Michie Stadium, 9-10-11; 40:19 vs. Northwestern, Michie Stadium, 9-17-11

RAN 100 OFFENSIVE PLAYS

100 vs. Marshall, Michie Stadium, 9-6-97

RECORDED FIVE SACKS

Boston College (5), Michie Stadium, 10-6-11

RECORDED SIX SACKS

Rutgers (8), New Meadowlands Stadium in East Rutherford, N.J., 10-16-10

RECORDED SEVEN SACKS

Rutgers (8), New Meadowlands Stadium in East Rutherford, N.J., 10-16-10

RECORDED EIGHT SACKS

Rutgers (8), New Meadowlands Stadium in East Rutherford, N.J., 10-16-10

HAD A PLAYER RECORD THREE SACKS

Andrew King at UConn, Rentschler Field, Hartford, Conn, 9-12-15

HAD A PLAYER RECORD FOUR SACKS

Josh McNary vs. Temple, Lincoln Financial Field in Philadelphia, Pa., 10-17-09

FORCED FIVE TURNOVERS

vs. Air Force (3 INT, 2 FR), Michie Stadium, 11-3-12

COMMITTED FIVE TURNOVERS

5, vs. Air Force (1 INT, 4 FR), Falcon Stadium in USAFA, Colo., 11-5-11

WENT THREE CONSECUTIVE GAMES W/O COMMITTING A TURNOVER

vs. North Texas, Michie Stadium, 9-18-10; vs. Duke, Wallace Wade Stadium in Durham, N.C., 9-25-10; vs. Temple, Michie Stadium, 10-2-10.

WENT THREE CONSECUTIVE GAMES WITHOUT FORCING A TURNOVER

vs. San Diego State, Michie Stadium, 9-10-11; vs. Northwestern, Michie Stadium, 9-17-11; vs. Ball State, Scheumann Stadium in Muncie, Ind., 9-24-11.

HELD AN OPPONENT BELOW FIVE FIRST DOWNS

Yale, 4 first downs, Michie Stadium, 10-5-96

HELD CONSECUTIVE OPPONENTS BELOW 10 FIRST DOWNS

North Texas, 8 first downs, Texas Stadium in Irving, Texas, 9-28-96; Yale, 4 first downs, Michie Stadium, 10-5-96

SCORED THE GAME-TYING TOUCHDOWN (PENDING PAT) ON THE

FINAL PLAY OF REGULATION

vs. Tulane (Kevin Dunn 36-yard pass to Mike Wright), Michie Stadium, 10-6-07

PLAYED AN OVERTIME GAME

at Yale (L, 49-43), Yale Bowl, New Haven, Conn., 9-27-14

WON AN OVERTIME GAME

vs. Vanderbilt (W, 16-13), Michie Stadium, 10-10-09

PLAYED A DOUBLE-OVERTIME GAME

vs. Louisville, Michie Stadium 10-7-99

WON A DOUBLE-OVERTIME GAME

vs. Louisville (59-52), Michie Stadium, 10-7-99

BOLD SITUATIONS HAPPENED IN 2015

2015 ARMY WEST POINT FOOTBALL GAME NOTES

ARMY FOOTBALL THE LAST TIME AN OPPONENT

HAD A PLAYER RUSH FOR 150 YARDS

Leon Allen of Western Kentucky, 345 yards (33 attempts), L.T. Smith Stadium, Bowling Green, Ky., 11-15-14

HAD A PLAYER RUSH FOR 200 YARDS

Leon Allen of Western Kentucky, 345 yards (33 attempts), L.T. Smith Stadium, Bowling Green, Ky., 11-15-14

HAD A PLAYER RUSH FOR 250 YARDS

Leon Allen of Western Kentucky, 345 yards (33 attempts), L.T. Smith Stadium, Bowling Green, Ky., 11-15-14

HAD A PLAYER RUSH FOR 300 YARDS

Leon Allen of Western Kentucky, 345 yards (33 attempts), L.T. Smith Stadium, Bowling Green, Ky., 11-15-14

HAD A PLAYER RUSH FOR 350 YARDS

Montel Harris of Temple, 351 yards (36 attempts), Michie Stadium, 11-17-12

HAD TWO 100-YARD RUSHERS

Joey Iosefa (154 yards) and Steven Lakalaka (104 yards) of Hawai'i. Aloha Stadium, Honolulu, Hawai'i, 11-30-13

HAD A PLAYER RUSH 25 TIMES

Keenan Reynolds, Navy, 26 attempts (100 yards), M&T Bank Stadium, Baltimore, Md., 12-13-14

HAD A PLAYER RUSH 30 TIMES

Leon Allen of Western Kentucky, 33 attempts (345 yards), L.T. Smith Stadium, Bowling Green, Ky., 11-15-14

HAD A PLAYER RUSH 40 TIMES

Brian Madden of Navy, 41 attempts (177 yards), Veterans Stadium in Philadelphia, Pa., 12-4-99

HAD A PLAYER RUSH FOR THREE TOUCHDOWNS

Chase Edmonds of Fordham (20-110), Michie Stadium, West Point, N.Y., 9-5-15

HAD A PLAYER RUSH FOR FOUR TOUCHDOWNS

Tyler Varga of Yale 5 (28-185), Yale Bowl, New Haven, Conn., 9-27-14

HAD A PLAYER RUSH FOR FIVE TOUCHDOWNS

Tyler Varga of Yale 5 (28-185), Yale Bowl, New Haven, Conn., 9-27-14

HAD A PLAYER RUSH FOR SIX TOUCHDOWNS

Montel Harris of Temple, 7 TDs, Michie Stadium, 11-17-12

HAD A PLAYER RUSH FOR SEVEN TOUCHDOWNS

Montel Harris of Temple, 7 TDs, Michie Stadium, 11-17-12

HAD A PLAYER RUSH FOR 50 YARDS ON ONE PLAY FROM SCRIMMAGE

Darius Jackson, Eastern Michigan, 53 yards, Rynearson Stadium, Ypsilanti, Mich., 9-26-15

HAD A PLAYER RUSH FOR 60 YARDS ON ONE PLAY FROM SCRIMMAGE

Leon Allen of Western Kentucky, 80 yards, L.T. Smith Stadium, Bowling Green, Ky., 11-15-14

HAD A PLAYER RUSH FOR 70 YARDS ON ONE PLAY FROM SCRIMMAGE

Leon Allen of Western Kentucky, 80 yards, L.T. Smith Stadium, Bowling Green, Ky., 11-15-14

HAD A PLAYER RUSH FOR 80 YARDS ON ONE PLAY FROM SCRIMMAGE

Leon Allen of Western Kentucky, 80 yards, L.T. Smith Stadium, Bowling Green, Ky., 11-15-14

HAD A PLAYER RUSH FOR 90 YARDS ON ONE PLAY FROM SCRIMMAGE

Andre Williams of Boston College, 99 yards (TD), Michie Stadium, 10-6-12

HAD A PLAYER PASS FOR 250 YARDS

Driphus Jackson of Rice, 267 yards (20-30), Rice Stadium, Houston, Texas, 10-24-15

HAD A PLAYER PASS FOR 300 YARDS

Kevin Anderson of Fordham 322 yards (15-23-1), Michie Stadium, West Point, N.Y. 9-4-15

HAD A PLAYER PASS FOR 400 YARDS

Joe Licata of Buffalo, 401 yards (35-50), Michie Stadium, West Point, N.Y., 9-6-14

HAD A PLAYER ATTEMPT 35 PASSES

Brogan Roback, Eastern Michigan, 39 (27 comp.), Rynearson Stadium, Ypsilanti, Mich., 9-26-15

HAD A PLAYER ATTEMPT 40 PASSES

Colin Reardon of Kent State 40 attempts (27 comp.), Dix Stadium, Kent, Ohio, 10-18-14

HAD A PLAYER ATTEMPT 50 PASSES

Joe Licata of Buffalo, 50 att. (35 comp.), Michie Stadium, West Point, N.Y., 9-6-14

HAD A PLAYER COMPLETE 30 PASSES

Joe Licata of Buffalo, 35 completions (50 att.), Michie Stadium, West Point, N.Y., 9-6-14

HAD A PLAYER THROW FIVE TOUCHDOWN PASSES

Tyler Benz of Eastern Michigan, 5 touchdowns (19-31), Rynearson Stadium in Ypsilanti, Mich., 10-20-12

HAD A PLAYER COMPLETE A PASS OF 50 YARDS

Karson Roberts, Air Force to Garrett Brown (59 yards), Falcon Stadium, USAFA, Colo. 11-7-15

HAD A PLAYER COMPLETE A PASS OF 60 YARDS

Kevin Anderson, Fordham to Chase Edmonds (87 yards), Michie Stadium, West Point, 9-4-15

HAD A PLAYER COMPLETE A PASS OF 70 YARDS

Kevin Anderson, Fordham to Chase Edmonds (87 yards), Michie Stadium, West Point, 9-4-15

HAD A PLAYER COMPLETE A PASS OF 80 YARDS

Kevin Anderson, Fordham to Chase Edmonds (87 yards), Michie Stadium, West Point, 9-4-15

HAD A PLAYER COMPLETE A PASS OF 90 YARDS

Chris Williams to Nick Coon of UAB, 91 yards (TD), Legion Field in Birmingham, Ala., 11-1-03

HAD A PLAYER GAIN 100 YARDS RECEIVING

Eddie Dougherty, Eastern Michigan, 109 yards (5 receptions), Rynearson Stadium, Ypsilanti, Mich., 9-26-15

HAD TWO PLAYERS GAIN 100 YARDS RECEIVING

Jarett Dillard (144) and Corbin Smither (104) of Rice, Rice Stadium in Houston, Texas, 11-8-08

HAD A PLAYER CATCH 10 PASSES

Brian Wetzel, Fordham, 12 (193 receptions), Michie Stadium, 11-22-14

HAD A PLAYER KICK FOUR FIELD GOALS

Anthony Melchiori of Kent State (4-4), Dix Stadium, Kent, Ohio, 10-18-14

HAD A PLAYER KICK FIVE FIELD GOALS

Chris Vella of Holy Cross (5-5), Michie Stadium, 9-7-02

HAD A PLAYER KICK A 45-YARD FIELD GOAL

Mike Weaver of Wake Forest, 47 yards, Michie Stadium, West Point, N.Y., 9-19-15

HAD A PLAYER KICK A 50-YARD FIELD GOAL

Will Conant of Air Force, 50 yards, Michie Stadium, 11-1-14

HAD A PLAYER KICK A 55-YARD FIELD GOAL

Ryan Harrison of Air Force, 56 yards, Falcon Stadium in USAFA, Colo., 11-3-07

HAD A PLAYER RETURN A KICKOFF FOR A TOUCHDOWN

Colin Lockett of San Diego State, 96 yards, Qualcomm Stadium, 9-8-12

HAD A PLAYER RETURN A KICKOFF FOR A TOUCHDOWN IN CONSECUTIVE GAMES

Jamal Schulters of Temple (98 yards), Michie Stadium, 8-29-08; John Clements of New Hampshire (87 yards), Michie Stadium, 9-6-08

HAD A PLAYER RETURN A PUNT FOR A TOUCHDOWN

Anthony Wright of Air Force, 88 yards, Falcon Stadium in USAFA, Colo., 11-7-09

HAD A PLAYER RETURN A BLOCKED PUNT FOR A TOUCHDOWN

Jordan Thomas returned a Wayne Warren block and returned 32 yards (Chris Boldt punter), Yankee Stadium in Bronx, N.Y., 11-12-11

HAD A PLAYER RETURN AN INTERCEPTION FOR A TOUCHDOWN

Darrin Walls of Notre Dame, 42 yards, Yankee Stadium in Bronx, N.Y., 11-20-10

HAD A PLAYER RETURN TWO INTERCEPTIONS FOR A TOUCHDOWN

Leon Wright of Duke (51 yards & 33 yards), Michie Stadium, 9-12-09

HAD A PLAYER RETURN A FUMBLE FOR A TOUCHDOWN

Nate Smith of Temple (19 yards), Lincoln Financial Field, Philadelphia, Pa., 10-19-13

RECORDED A SAFETY

Fordham team safety, Michie Stadium, West Point, N.Y. 9-5-15

HAD A PLAYER BLOCK A PUNT

Wayne Warren of Rutgers (Chris Boldt punter), Yankee Stadium in Bronx, N.Y., 11-12-11

HAD A PLAYER BLOCK A FIELD GOAL ATTEMPT

Jamal Merrell of Rutgers (Daniel Grochowski kick), High Point Solutions Stadium in Piscataway, N.J., 11-10-12

RECORDED 300 YARDS RUSHING

Western Kentucky, 383 yards (41 attempts), L.T. Smith Stadium, Bowling Green, Ky., 11-15-14

RECORDED 400 YARDS RUSHING

Temple, 534 yards (57 att.), Michie Stadium, 11-17-12

RECORDED 500 YARDS RUSHING

Temple, 534 yards (57 att.), Michie Stadium, 11-17-12

RECORDED 400 YARDS PASSING

Tulsa, 425 yards (24-34), Michie Stadium, 11-17-07

HAD 500 YARDS OF TOTAL OFFENSE

Western Kentucky 561 (383 rushing; 178 passing), L.T. Smith Stadium, Bowling Green, Ky., 11-15-14

HAD 600 YARDS OF TOTAL OFFENSE

Yale (335 rushing; 290 passing), Yale Bowl, New Haven, Conn., 9-27-14

BOLD SITUATIONS HAPPENED IN 2015

2015 ARMY WEST POINT FOOTBALL GAME NOTES

HEAD COACH JEFF MONKEN | SECOND SEASON | @COACHJEFFMONKEN

Jeff Monken, named Army's 37th individual head coach on Dec. 24, 2013, begins his second season as head football coach.

Monken shows a 44-31 career record as a head coach, including a 4-8 mark in his initial season at West Point.



In Monken's first season at Army, he guided the Black Knights to home victories over Buffalo, Ball State and Fordham, in addition to a dramatic win against Connecticut at Yankee Stadium.

Under his guidance, running back Larry Dixon, linebacker Jeremy Timpf, defensive back Josh Jenkins and offensive lineman Matt Hugenberg earned 11 citations on postseason all-star teams and two players, Joe Drummond and Dixon competed in The Medal of Honor Bowl Game and East-West Shrine Game, respectively.

Army was fifth in the country in rushing offense at 296.5 yards per game in Monken's first season and sixth in fewest penalties per game with just 4.08 infractions per contest.

Monken tutored a host of players who listed in the national rankings. Timpf was seventh in the nation in solo tackles per game and 23rd in tackles per game. Jenkins was eighth in the country in blocked kicks and 33rd in interceptions per game and both Lamar Johnson-Harris and Xavier Moss ranked 11th in punt return touchdowns. Dixon listed nationally in rushing yards per carry (30th), rushing yards (39th) and rushing yards per game (41st).

With a 47-39 win against Buffalo, Monken became the first head coach to win his first game since Bob Sutton did so in 1991 with a victory over Colgate. Prior to Monken, the last Army coach to win his first game against a Football Bowl Subdivision opponent was Ed Cavanaugh in 1980.

Monken came to the banks of the Hudson River following a successful stint as a head coach at Georgia Southern.

He spent four seasons as head coach at Georgia Southern after learning the triple-option offense under one of the nation's premier option proponents, Paul Johnson, during assistant coaching stints at Navy and Georgia Tech.

During his four seasons at Georgia Southern, Monken authored a 38-16 mark and spearheaded the programs' transition to the elite Football Bowl Subdivision level from the Football Championship Subdivision (FCS) ranks.

Georgia Southern, which joined the Sun Belt Conference following Monken's tenure, was a member of the FCS and qualified for the NCAA playoffs in all three eligible seasons under Monken, advancing to the national semifinals each year while posting double-digit win.

Monken guided tradition-rich Georgia Southern to some of the biggest wins in school history, with the most memorable arguably a 26-20 victory at Florida in November at the vaunted "Swamp." Despite that headline-grabbing victory, Georgia Southern was not eligible for the FCS playoffs that season due to its transitional status.

"I am thrilled to accept the head coaching position at West Point," said Monken at the time of his hiring. "Not only is the United States Military Academy one of the most prestigious academic institutions in the world, it boasts one of the nation's richest, most historic traditions in all of college football. "There are so many people I would like to thank for this tremendous opportunity, starting with Director of Athletics Boo Corrigan and our Superintendent, Gen. Bob Caslen. I am honored and humbled by their trust in me to lead the West Point football program. I have had the privilege of serving as a coach for several outstanding institutions and am thankful to all of the student-athletes, coaches, and administrators with whom I have worked. Because of their commitment, dedication, and loyalty, this opportunity to serve at West Point has been afforded to me. More than anyone else, I want to thank the men and women who have served and continue to serve our nation in the United States Army. I am proud to be your head football coach. "

Monken and Johnson are the only coaches in Georgia Southern school history to win at least 10 games in each of their first three seasons.

"Jeff Monken is an outstanding football coach. He is a tireless worker who will do the right things to build a program and he will be a great leader," said Johnson.

A finalist for the 2012 Liberty Mutual Coach of the Year award, Monken guided Georgia Southern to 10 wins his first season, 11 his second and 10 in his third.

His 2013 squad posted a 7-4 mark, including the stunning, season-ending upset of Florida in Gainesville.

Under Monken's guidance, Georgia Southern was one of the top rushing teams at the FCS level, claiming the NCAA rushing title in 2012 at 399.36 yards per contest. Walter Payton Award candidate Jerick McKinnon and running back Dominique Swope established the NCAA record for rushing yards by teammates with 3,063.

Monken coached a lengthy list of all-stars, including the school's highest-ever National Football League draft choice, safety J.J. Wilcox, a third-round selection of the Dallas Cowboys in 2013.

In 2011, Georgia Southern ranked No. 1 in both FCS polls for seven weeks and stopped Wofford, 31-10, to win its ninth Southern Conference championship. Five players were named All-America, Brent Russell was selected Southern Conference Defensive Player of the Year, Monken earned conference Coach of the

Year at Army West Point: 2nd

Career Year: 6th (44-31)

Hometown: Joliet, Ill.

Family: wife, Beth; daughters, Isabelle, Amelia and Evangeline

EDUCATION

B.A., Millikin, 1989; M. Ed., Hawai'i, 1991

COACHING EXPERIENCE

Army West Point, Dec. 26, 2013-Present

Head Coach (6-15)

2014: 4-8

2015: 2-7

Army West Point Highlights

- First Army coach to win his initial game since 1991
- Led Army to win over FBS team to open the season, first time since 1996

Georgia Southern, 2010-13

Head Coach (38-16)

2013: 7-4; Transition year to FBS and Sun Belt

2012: 10-4 FCS Semifinals; 6-2 1st (SoCon)

2011: 11-3 FCS Semifinals; 7-1 1st (SoCon)

2010: 10-5 FCS Semifinals; 5-3 3rd (SoCon)

Georgia Southern Highlights

- Four winning seasons
- Three FCS Playoff appearances
- Three NCAA Semifinals appearances
- Two Southern Conference championships
- 2012 Liberty Mutual Coach of the Year Finalist
- 2011 Southern Conference Coach of the Year
- 12 All-Americans in four years

• Georgia Tech, 2008-09

Slotbacks/Special Teams Coordinator

• Navy, 2002-07

Slotbacks/Special Teams Coordinator (2006-07)

• Georgia Southern, 1997-2001

Slotbacks

• Concordia (Ill.), 1996

Offensive Line

• Morton (Ill.) H.S., 1995

Head Coach

• Buffalo, 1992-94

WR/TE/Recruiting Coordinator

• Arizona State, 1991

Graduate Assistant, Wide Receivers

• Hawai'i, 1989-90

Graduate Assistant
Slotbacks (1989)/Secondary (1990)

2015 ARMY WEST POINT FOOTBALL GAME NOTES

MONKEN YEAR-BY-YEAR

YEAR SCHOOL OVERALL RECORD

Record at Army 6-15 (.285) 2 seasons

2014	Army	4-8
2015	Army	2-7

YEAR SCHOOL OVERALL RECORD

Record at Georgia Southern 38-16 (.704) 4 years

2010	Georgia Southern	10-5
• FCS Playoffs in first season as head coach		
2011	Georgia Southern	11-3
• SoCon Champions; SoCon Coach of the Year		
2012	Georgia Southern	10-4
• FCS Semifinals for third-straight year		
2013	Georgia Southern	7-4
• Winning season in first year in FBS and Sun Belt		

OVERALL RECORD 44-31 (.586) 6 seasons

CAREER HIGHLIGHTS

- Posted victories over Buffalo, Ball State, Connecticut and Fordham in his first season at West Point
- Led Army to season-opening win over Buffalo, first time Black Knights beat an FBS opponent to begin season since 1996
- Helped Army rank fifth in the country in rushing yards per game
- Guided two players to postseason all-star games, Joe Drummond (Medal of Honor) and Larry Dixon (East-West Shrine Game)
- Coached Army to its first win at Yankee Stadium since 1960 and initial victory in the new Yankee Stadium with 35-21 triumph over UConn
- Mentored Larry Dixon who graduated fourth all-time in career rushing with 3,188 yards
- Two-time Southern Conference Champion as head coach at Georgia Southern
- 2011 Southern Conference Coach of the Year
- Tutored 12 All-Americans in four years at Georgia Southern
- Two-time FCS National Champion as assistant coach with Georgia Southern
- Led the Eagles to two-straight appearances in the FCS Semifinals (2011, 2012)
- In the final three seasons in FCS, Georgia Southern set 30 new individual or team records under Monken
- Seven-time Southern Conference Champion as assistant coach and head coach at Georgia Southern
- The Eagles led the nation in rushing in 2012 with a 399.36 yards per game
- Coached Jerick McKinnon and Dominique Swope to the NCAA record for rushing yards in a season by teammates
- Spent seven weeks at No. 1 in both FCS polls in 2011 and coached five All-Americans
- Led the Eagles in 2010 to their first 10-win season in eight years
- Has been to seven bowl games as an assistant coach with Navy and Georgia Tech
- Finalist for the 2012 Liberty Mutual Coach of the Year award after leading Georgia Southern to its third-straight season with 10 or more wins
- Won 14-straight games at home at Paulson Stadium, which led the nation during the streak
- Beat Florida on its homefield by a 26-20 score to finish 2013 season at Georgia Southern

Year plaudits and Swope was named Southern Conference Freshman of the Year. Home playoff wins against Old Dominion and Maine were part of the Eagles' memorable 11-3 campaign.

Monken got off to a great start in his first year as Georgia Southern's head coach, knocking off top-ranked and previously unbeaten Appalachian State as part of a 10-5 season. Georgia Southern ended the season with three straight wins to qualify for the postseason and registered three playoff victories to advance to the national semifinals.

In addition to the success on the field, Monken helped Georgia Southern reemerge academically with the team's cumulative grade point average ranking as the highest in school history in each of his first two seasons. Not only was Georgia Southern successful in the classroom and on the football field under Monken, but the players and staffs were part of several community service programs and local events.

Monken was named Georgia Southern's head coach in November of 2009, continuing a family history of football coaches. Jeff's father, Mike, and a dozen family members have coached at the high school, collegiate or professional levels.

Monken's first head coaching job came after accumulating 20 years of experience as an assistant, 13 of them with his mentor Johnson. Monken coached slotbacks at Georgia Southern from 1997 to 2001 before joining Johnson first at Navy and then Georgia Tech.

As an assistant coach at Georgia Southern, Monken was part of two NCAA FCS National Championship squads (1999 and 2000) and five straight playoff teams. Georgia Southern was among the top-five rushing teams in all five seasons and twice led the nation in rushing. Four out of five seasons, the Eagles ranked in the top-15 in scoring as well.

After serving as an assistant at Georgia Southern, Monken accepted a position on Johnson's coaching staff at Navy. Monken not only mentored slotbacks, he later added special teams coordinator duties.

In Annapolis, Monken helped the Midshipmen to five straight Commander in Chief trophies and five consecutive bowl appearances, including a 10-win season in 2004. Following his time at Navy, Monken moved to Georgia Tech where for two seasons he served as slotbacks coach and special teams coordinator. The Yellow Jackets posted double-digit wins in 2009 and captured the Atlantic Coast Conference championship, although that title was later vacated.

Monken began his coaching career in 1989 as a graduate assistant at the University Hawai'i and later spent one season at Arizona State University. Monken moved to the University of Buffalo as the wide receivers and tight ends coach and also handled recruiting. He served on the staffs at Morton (Ill.) High School as head coach and at Concordia University in Illinois as the offensive line coach as well.

A native of Joliet, Ill., Monken played wide receiver for four years and earned two varsity letters in track and field while earning his bachelor's degree from Millikin University in 1989. He was inducted into the school's Athletic Hall of Fame in October and collected his master's degree from Hawai'i in 1991.

Monken and his wife Beth reside at West Point with their three daughters, Isabelle, Amelia and Evangeline.



2015 ARMY WEST POINT FOOTBALL GAME NOTES

ARMY FOOTBALL NUMERICAL ROSTERS

No.	VL	Name	Yr.	Pos.	Ht.	Wt.	Hometown / High School
2	***	Kelvin White	Sr.	TE	6-3	258	Enola, Pa. / East Pennsboro (USMAPS)
3	**	Josh Jenkins	Jr.	DB	6-0	190	Pittsburg, Calif. / De La Salle (USMAPS)
3		Luke Langdon	Fr.	QB	5-10	170	Irvine, Calif. / Lutheran (USMAPS)
4	*	Matthew Kaufmann	Jr.	QB	5-9	195	McAllen, Texas / McAllen Memorial (USMAPS)
4		Max Regan	Fr.	DB	6-2	185	Austin, Texas / Vandergrift (USMAPS)
5		Harrison Rooney	Fr.	LB	6-1	205	Rogers, Ark. / Betonville
5	*	Joe Walker	Jr.	RB	6-0	204	Fayetteville, Ga. / Eagles Landing Christian Academy (USMAPS)
6		Marcus Hyatt	Fr.	DB	5-10	170	Lilburn, Ga. / Woodward Academy
6 *		John Trainor	So.	RB	5-11	190	Harrington Park, N.J. / Northern Valley (USMAPS)
7		Chris Carter	Fr.	QB	5-11	170	Imperial, Calif. / Imperial (USMAPS)
8	*	Tevin Long	Jr.	DB	5-11	192	Katy, Texas / Royal (USMAPS)
9	**	Xavier Moss	Jr.	DB	6-2	197	Houston, Texas / Westside (USMAPS)
10		Gervon Simon	Jr.	DB	5-11	199	Johnstown, Pa. / Greater Johnstown (USMAPS)
10		Shafer Swann	Fr.	WR	6-2	175	Sewickley, Pa. / Central Catholic (USMAPS)
11	**	Andrew King	Jr.	LB	6-0	246	Queens Village, N.Y. / Flushing (USMAPS)
11	***	A.J. Schurr	Sr.	QB	6-0	209	Libertyville, Ill. / Libertyville (USMAPS)
13		Nick Schrage	Fr.	K	6-0	167	Manassas, Va. / Fork Union
14	***	Chris Carnegie	Sr.	DB	6-0	200	Oakland, Calif. / St. Mary's College (USMAPS)
14		Tyler Lampe	Fr.	WR	6-4	190	Gettysburg, Pa. / Gettysburg
15	**	DeAndre Bell	Sr.	WR	6-1	224	Prairie View, Texas / Waller (USMAPS)
15		Corey Sanders	Fr.	LB	6-4	215	The Woodlands, Texas / The Woodlands
16		Christian Reed	So.	RB	5-7	161	Lexington, S.C. / Columbia (USMAPS)
17		Ahmad Bradshaw	So.	QB	5-11	198	Chicago, Ill. / Gwendolyn Brooks (USMAPS)
17	**	Steven Johnson	Jr.	DB	6-0	191	Newburgh, N.Y. / Newburgh Free Academy (USMAPS)
18	*	Jared Rogers	Sr.	DB	5-8	180	Baton Rouge, La. / Episcopal (USMAPS)
19	**	Cale Brewer	Sr.	K	6-0	193	Prosper, Texas / Prosper
19	*	Michael McFadden	Sr.	DB	6-1	201	Harvest, Ala. / Westminster Christian Academy
20	*	Rhyan England	So.	DB	5-10	192	Suwanee, Ga. / Collins Hill
20		Spencer Sheff	Fr.	RB	5-11	200	Elk Grove, Calif. / Elk Grove
21	*	Alex Aukerman	So.	LB	6-1	228	Greenwood, Ind. / Center Grove
21		Mitchell Howard	Jr.	K	6-1	192	Walnut Creek, Calif. / Las Lomas
22		Teran Barnitz	Fr.	RB	5-11	220	Huntington, W.V. / Cabell-Midland (USMAPS)
22	***	Luke Proulx	Sr.	DB	5-10	196	Bothell, Wash. / Bothell (USMAPS)
23	*	PaulAndrew Rhoden	Jr.	RB	6-0	219	Ewa Beach, Hawai'i / Campbell
25		Kory Brady	Fr.	DB	6-1	185	Winter Graders, Fla. / West Orange (USMAPS)
25	**	Aaron Kemper	Jr.	RB	5-6	210	Cincinnati, Ohio / Winton Woods (USMAPS)
26		Isa Muhammad	Fr.	DB	5-11	175	Riverdale, Ga. / Riverdale (USMAPS)
26		Darnell Woolfolk	Fr.	RB	5-9	220	Endwell, N.Y. / Maine Endwell (USMAPS)
27		Nicholas Black	Fr.	RB	5-8	188	The Woodlands, Texas / The Woodlands (USMAPS)
27		Gibby Gibson	Fr.	DB	6-1	200	Centreville, Va. / Westfield
28		Brandon Jackson	Fr.	DB	6-0	170	Queens, N.Y. / Holy Cross (USMAPS)
29	*	Joey Giovannelli	Sr.	RB	6-0	189	Chatham, Ill. / Glenwood
29		Mike Reynolds	Fr.	DB	5-1	180	Dothan, Ala. / Northview (USMAPS)
30		Casey Dionne	Fr.	DB	6-0	180	Berea, Ky. / Madison Southern (USMAPS)
30	**	Elijah St. Hilaire	Jr.	RB	5-9	195	Fort Lee, N.J. / Palisades Park (USMAPS)
31		Malik Crossdale	Fr.	RB	5-10	200	Bronx, N.Y. / Fordham Preparatory (USMAPS)
31		Caleb McNeill	Jr.	DB	6-0	205	Hope Mills, N.C. / Grays Creek
32	*	Grant Escobar	Sr.	RB	5-7	189	La Mirada, Calif. / Whittier Christian
33		Boomer Bakich Jr.	Fr.	DB	6-1	203	Dallas, Texas / Highland Park
34		Drue Harris	Fr.	RB	6-0	220	Fountain, Colo. / Fountain-Ft. Carson
34		James Nachtigal	Fr.	LB	6-0	205	Fort Atkinson, Wis. / Fort Atkinson (USMAPS)
36		Tyler Campbell	Fr.	RB	5-11	170	Suwanee, Ga. / Peachtree Ridge
36	*	Scott Washle	So.	LB	6-1	238	Raleigh, N.C. / Cardinal Gibbons (USMAPS)
37		Blake Goddard	So.	LB	5-11	220	Frontenac, Mo. / Kirkwood
37		Louis Napoles	So.	RB	5-6	174	Chino Hills, Calif. / Chino Hills (USMAPS)
38		Wilfred Ahoua	Fr.	RB	5-8	175	Newark, N.J. / Delbarton (USMAPS)
38		Alex Waugh	Sr.	DB	6-0	194	Leavenworth, Kan. / Leavenworth
39		Christian Drake	Fr.	RB	5-10	178	Pelham, Ga. / Pelham (USMAPS)
39	**	Jeremy Timpf	Jr.	LB	6-1	225	Tucson, Ariz. / Sabino (USMAPS)

2015 ARMY WEST POINT FOOTBALL GAME NOTES

No.	VL	Name	Yr.	Pos.	Ht.	Wt.	Hometown / High School
40	***	Matt Giachinta	Sr.	RB	6-1	220	Cold Spring, N.Y. / Paramus Catholic (N.J. (USMAPS)
40		Chandler Ramirez	Fr.	LB	6-0	210	San Jose, Calif. / Archbishop Mitty (USMAPS)
42		Jordan Asberry	Fr.	RB	5-9	185	Cincinnati, Ohio / Colerain
42		Calen Holt	Fr.	LB	6-0	210	Ewa Beach, Hawai'i / Kamehameha (USMAPS)
43		Andy Davidson	Fr.	LB	6-2	220	Allentown, Pa. / Emmaus
43		Quinten Parker	Fr.	TE	6-1	225	St. George, Utah / Desert Hills (USMAPS)
44		Kyle Ricciardi	Sr.	LB	6-1	224	Croton, N.Y. / Croton Harmon
44		Zach Saum	Fr.	TE	6-5	200	Indianapolis, Ind. / Cathedral (USMAPS)
45	*	Tyler L'Hommedieu	So.	LB	6-0	213	Salisbury, N.C. / East Rowan (USMAPS)
45		Isaiah Williams Jr.	Fr.	RB	6-0	195	Cumming, Ga. / South Forsyth (USMAPS)
46		Sheldon Johnson Jr.	Fr.	DL	6-2	270	Windsor Mill, Md. / Gimán School (USMAPS)
46		Kendall Tu'ua	Fr.	RB	5-11	220	Provo, Utah / Timpview (USMAPS)
47		Ray Hardaway	Fr.	RB	5-9	175	Auburn, Wash. / Mountain View (USMAPS)
47		Samuel Johnson	Fr.	LB	6-2	220	Sarasota, Fla. / Riverview (USMAPS)
48		Clay Barton	So.	LS	5-10	185	Cumming, Ga. / North Forsyth
48	*	Shawn Lemoto	Jr.	DL	6-3	263	Northridge, Calif. / Crespi Caramelite (USMAPS)
49		Jarrold Jones	Fr.	LB	5-10	205	Prattville, Ala. / Prattville (USMAPS)
49		Nick Shiver	So.	RB	5-11	216	Mount Pleasant, S.C. / Bishop England
50	***	Ryan Alexander	Sr.	OL	6-1	250	Canadian, Texas / Canadian (USMAPS)
50		Bayle Wolf	So.	LB	6-0	221	Wilmington, Ohio / Clinton Massie
51		Justin Fahn	Sr.	LB	6-1	217	Bristol, Tenn. / Tennessee
52		Spencer Welton	So.	DL	6-1	230	Omaha, Neb. / Central
53	***	Matt Hugenberg	Sr.	OL	6-5	295	Quincy, Ill. / Quincy Notre Dame (USMAPS)
53		Cole Macek	Fr.	LB	5-11	220	McKees Rocks, Pa. / Montour (USMAPS)
54		Josh Rea	Fr.	OL	6-0	280	Memphis, Tenn. / Lewisburg/Mississippi CC (USMAPS)
55		Matt Sannella	So.	LB	6-1	232	Maineville, Ohio / Kings
55	**	Lofi Tamasese	Jr.	OL	6-1	288	Daly City, Calif. / Jefferson (USMAPS)
56		Kenneth Brinson	Fr.	LB	6-2	225	Kennesaw, Ga. / Marist School
56		Rowan Godwin	Fr.	OL	6-3	270	Dothan, Ala. / Providence Christian
57		Ethan Palelei	Fr.	OL	6-0	290	Las Vegas, Nev. / Bishop Gorman
57	*	Jordan Smith	Jr.	DL	6-3	258	Oceanside, Calif. / Oceanside (USMAPS)
58	*	Andrew McLean	So.	DL	6-4	272	Louisville, Colo. / Broomfield Senior (USMAPS)
58		Kaveinga Tuitahi	Fr.	OL	6-3	300	Santa Ana, Calif. / Lutheran (USMAPS)
59		Rick Kurz	Fr.	OL	6-2	265	West Chester, Ohio / Saint Xavier (USMAPS)
59	*	John Voit	So.	DL	6-3	247	Wildwood, Mo. / Lafayette (USMAPS)
60	*	Justin Gilbert	Sr.	OL	6-7	278	Myerstown, Pa. / Eastern Lebanon County (USMAPS)
62		Austin Schuffert	Fr.	OL	6-2	250	Prattville, Ala. / Prattville (USMAPS)
63		Riko Tamasese	Fr.	OL	6-1	225	Daly City, Calif. / Archbishop Riordan
64		Victor Nieves III	Fr.	OL	6-4	318	Dothan, Ala. / Northview (USMAPS)
65	*	Bryce Holland	So.	OL	6-2	289	Chandler, Ariz. / Hamilton
66		Joshua Boylan	So.	OL	6-2	273	Tyler, Texas / Grace Community
67		Joseph Hansbury	Fr.	OL	6-3	253	Philadelphia, Pa. / Archbishop Ryan (USMAPS)
68		Niko Schillaci	Sr.	OL	6-4	259	Houston, Texas / Memorial Senior
70	*	Mike Houghton	So.	OL	6-4	284	Arlington Heights, Ill. / Prospect (USMAPS)
70		Jeff Panara	Fr.	DL	6-3	240	Hatboro, Pa. / Archbishop Wood
71		Tyler Young	Fr.	OL	6-2	255	Indianapolis, Ind. / Warren Central
72		Matt Allgor	Fr.	DL	6-2	225	Mason, Ohio / William Mason (USMAPS)
72	**	Colby Enegren	Jr.	OL	6-2	279	Franklin, Mass. / Xaverian Brothers (USMAPS)
73	***	Drew Hennessy	Sr.	OL	6-7	277	Mahopac, N.Y. / Trinity Pawling School (USMAPS)
74		Angelo Natter	Fr.	OL	6-3	250	Pittsburgh, Pa. / Central Catholic (USMAPS)
74	*	Jaryn Villegas	So.	OL	6-2	286	Wahiawa, Hawai'i / Leilehua (USMAPS)
75	**	Evan Finnane	Sr.	DL	6-2	263	Elgin, Ill. / St. Edward
75		Nick Miller	Fr.	OL	6-1	260	Portland, Ore. / Jesuit
76		Juwan Griffith-James	Fr.	LB	6-1	225	Bergenfield, N.J. / Bergenfield (USMAPS)
76		Joe Tustin	So.	OL	6-2	286	Nesconset, N.Y. / Saint Anthony's (USMAPS)
77		Tim Gant	Fr.	OL	6-3	265	Ballwin, Mo. / Christian Brothers (USMAPS)
77		Raymond Wright	Fr.	DL	6-3	265	Charlotte, N.C. / Ardrey Kell
78		Johnathan Lay	Fr.	DL	6-3	240	Riverdale, Ga. / Riverdale
78	*	Brett Toth	So.	OL	6-6	259	Charleston, S.C. / West Ashley
79		Nika Davis	Fr.	DL	6-1	200	Woodway, Texas / Waco (USMAPS)
80	**	Alex Tardieu	Sr.	P	6-4	218	Grants Pass, Ore. / Grants Pass (USMAPS)
81		Jeff Ejekam	So.	WR	6-2	199	Houston, Texas / Bellaire

2015 ARMY WEST POINT FOOTBALL GAME NOTES

No.	VL	Name	Yr.	Pos.	Ht.	Wt.	Hometown / High School
82	**	Edgar Poe	Jr.	WR	6-4	215	Tucson, Ariz. / Cienega (USMAPS)
83		Scott Flanick	Fr.	LS	6-2	215	Montgomery, N.Y. / Pine Bush (USMAPS)
83		Luke Peterman	Fr.	WR	6-4	195	Austin, Texas / Vandergrift (USMAPS)
84		Jermaine Adams	So.	WR	6-1	211	Universal City, Texas / Judson (USMAPS)
85		Christopher Dyer	Fr.	LS	5-11	215	Louisville, Ky. / Dupont Manual
85		Eliezer Hernandez	Fr.	TE	6-3	245	West Palm Beach, Fla. / Lake Worth Community (USMAPS)
86		Christian Poe	Fr.	WR	6-3	200	Tucson, Ariz. / Cienega (USMAPS)
87		Jalen Sharp	Fr.	WR	6-1	165	Garland, Texas / Greenhill (USMAPS)
88		Joe Corless, Jr.	Fr.	TE	6-2	205	Statesboro, Ga. / Statesboro (USMAPS)
88	**	Connor Farley	Sr.	LS	6-2	213	Inver Grove Heights, Minn. / St. Thomas Academy
89		Jamal Tookes	Fr.	WR	6-3	185	McDonough, Ga. / Eagles Landing Christian Academy (USMAPS)
90		Eddy Ruzga	Jr.	DL	6-3	241	Lake Geneva, Wis. / Badger (USMAPS)
91		Wunmi Oyetuga	Fr.	DL	6-4	255	Lakewood, Wash. / Charles Wright Academy (USMAPS)
93	***	T.J. Atimalala	Sr.	DL	5-11	268	North Las Vegas, Nev. / Desert Pines (USMAPS)
94		Toese Tia	Fr.	DL	6-2	270	Ewa Beach, Hawai'i / James Campbell (USMAPS)
95		Will Dunavant	Fr.	LB	6-3	210	Suwanee, Ga. / Lambert
95	***	Daniel Grochowski	Sr.	K	6-1	220	Sarasota, Fla. / Riverview (USMAPS)
96		Emmanuel Aka	Fr.	DL	6-2	205	Norcross, Ga. / Norcross (USMAPS)
97		Winston Smith T	Fr.	P	6-1	184	Opelika, Ala. / Opelika
97	*	Wyatt Wilkerson	Sr.	DL	6-2	252	Southington, Conn. / Southington (USMAPS)
98		J.D. Mote	Fr.	P	6-5	211	Loganville, Ga. /home schooled/ Georgia Military
99		Cordarrell Davis	Fr.	DL	6-0	240	Humble, Texas / Summer Creek (USMAPS)

ARMY FOOTBALL PRONUNCIATION GUIDE

Wilfred Ahoua (uh-HOO-uh)	Isa Muhammad (EE-suh)
Emmanuel Aka (AH-kuh)	James Nachtigal (NAW-tigg-ull)
Matt Allgor (AL-gore)	Victor Nieves III (NEE-ev-ehs)
T.J. Atimalala (T.J. ah-tee-mah-LA-la)	Wunmi Oyetuga (WOON-mee oh-yuh-TOO-guh)
Alex Aukerman (AUCK-er-man)	Ethan Palelei (PAH-luh-lay)
Boomer Bakich Jr. (BACK-itch)	Jeff Panara (puh-NAIR-uh)
Teran Barnitz (TERR-in BARN-itiz)	Luke Proulx (PREW)
DeAndre Bell (de-ON-dray Bell)	Josh Rea (RAY)
Ahmad Bradshaw (uh-MAAD Bradshaw)	Max Regan (REE-gin)
Chris Carnegie (CARN-uh-gie)	Kyle Ricciardi (ruh-CHAR-dee)
Malik Crossdale (muh-LEEK)	Eddy Ruzga (RUZZ-ga)
Cordarrell Davis (core-DARE-ull)	Zach Saum (SAWM)
Nika Davis (NIGH-kuh)	Nick Schrage (sh-RIG)
Casey Dionne (DEE-on)	Niko Schillaci (NEE-KO shuh-LISS-ee)
Will Dunavant (DONE-uh-vant)	Austin Schuffert (SHOE-fert)
Jeff Ejekam (ee-JECK-um)	Gervon Simon (jer-VONN)
Colby Enegren (ENN-uh-gren)	Winston Smith T (SMITH TEE)
Rhyan England (Ryan England)	Elijah St. Hilaire (ee-LY-juh SAINT hill-AIR)
Justin Fahn (Justin FAWN)	Shafer Swann (SHAY-fer)
Evan Finnane (Evan fin-NANN)	Riko Tamasese (REE-ko tom-a-SESS-ee)
Scott Flanick (FLAN-ick)	Lofi Tamasese (LOAFY tom-a-SESS-ee)
Matt Giachinta (gee-uh-KIN-tuh)	Toese Tia (TOH-ess-eh)
Joey Giovannelli (gee-oh-vuh-NELL-ee)	Jeremy Timpf (TIMPH (like lymph))
Daniel Grochowski (grow-CHOW-skee)	Jamal Tookes (TOOKS)
Drue Harris (DREW)	Kaveinga Tuitahi (KUH-vein-guh too-ee-TAH-ee)
Eliezer Hernandez (ee-LIE-zer)	Kendall Tu'ua (too-OO-uh)
Calen Holt (KAY-lin)	Jaryn Villegas (JAIR-IN vill-AY-gus)
Mike Houghton (Mike HOW-ton)	John Voit (VOYT)
Matt Hugenberg (HUGH-gen-berg)	Scott Washle (WASH-lee)
Jarrold Jones (Jared)	Alex Waugh (WAH)
Rick Kurz (KERRZ)	Bayle Wolf (BAY-lee)
Tyler Lampe (LAM-pee)	Darnell Woolfolk (WOOL-foke)
Tyler L'Hommedieu (luh-HOM-uh-doo)	
Tevin Long (TEV-in Long)	
Cole Macek (MAY-sick)	
Andrew McLean (mick-lain)	
J.D. Mote (MOAT)	

2015 ARMY WEST POINT FOOTBALL GAME NOTES

2015 SCHEDULE/RESULTS

DATE	OPPONENT	ATT.	RESULT
SEPT. 4	FORDHAM	22,523	L, 37-35
Sept. 12	at UConn	28,260	L, 22-17
Sept. 19	Wake Forest	29,124	L, 17-14
Sept. 26	at Eastern Michigan	6,513	W, 58-36
Oct. 3	at Penn State	107,387	L, 20-14
OCT. 10	DUKE	39,712	L, 44-3
OCT. 17	BUCKNELL	33,257	W, 21-14
Oct. 24	at Rice	24,409	L, 38-31
Nov. 7	at Air Force	37,716	L, 20-3
Nov. 14	TULANE		
Nov. 21	RUTGERS		
Dec. 12	Navy		
HOME GAMES IN BOLD CAPS			

SCORE BY QUARTERS

	1	2	3	4	TOTAL
ARMY	32	42	35	56	165
OPP	37	80	42	51	210

FIELD GOAL SEQUENCE

	ARMY	OPPONENTS
Fordhman	-	(22), (27)
UConn	(41)	(23), (25), (39)
Wake Forest	39	(47)
Eastern Michigan	-	(43)
Penn State	-	(37), (27)
Duke	(22)	(40), (25), (25)
Bucknell	-	38
Rice	(19)	(25)
Air Force	(47)	(22), (42)
Tulane		
Rutgers		
Navy		

Numbers in (parentheses) indicate field goal was made

FIELD GOALS

	FGM-FGA	Pct	01-19	20-29	30-39	40-49	50-99	Lg	Blkd
GROCHOWSKI, D.	4-5	75.0	1-1	1-1	0-1	2-2	0-0	47	0

KICKOFFS

	No.	Yds.	Avg.	TB	OB	Ret.	Net	Yd.Ln.
GROCHOWSKI, D.	37	2329	62.9	18	1			
BREWER, CALE	1	65	65.0	1	0			
TOTAL.....	38	2394	63.0	19	1	20.3	40.9	24
OPPONENTS.....	49	2986	60.9	21	2	18.0	40.7	24

PUNTING

	No.	Yds.	Avg.	Long	TB	FC	I20	50+	Blkd.
TARDIEU, ALEX	40	1583	39.6	56	1	10	13	3	0
TOTAL.....	40	1583	39.6	56	1	10	13	3	0
OPPONENTS.....	41	1602	39.1	55	2	12	19	4	0

TEAM STATISTICS

	ARMY	OPP
SCORING	196	248
Points Per Game	21.8	27.6
Points Off Turnovers	48	57
FIRST DOWNS	145	169
Rushing	115	67
Passing	19	90
Penalty	11	12
RUSHING YARDAGE	2317	1414
Yards gained rushing	2613	1599
Yards lost rushing	296	185
Rushing Attempts	465	328
Average Per Rush	5.0	4.3
Average Per Game	257.4	157.1
TDs Rushing	20	19
PASSING YARDAGE	634	2055
Comp-Att-Int	29-71-6	153-242-5
Average Per Pass	8.9	8.5
Average Per Catch	21.9	13.4
Average Per Game	70.4	228.3
TDs Passing	6	10
TOTAL OFFENSE	2951	3469
Total Plays	536	570
Average Per Play	5.5	6.1
Average Per Game	327.9	385.4
KICK RETURNS: #-Yards	26-467	18-366
PUNT RETURNS: #-Yards	16-36	11-39
INT RETURNS: #-Yards	5-81	6-14
KICK RETURN AVERAGE	18.0	20.3
PUNT RETURN AVERAGE	2.2	3.5
INT RETURN AVERAGE	16.2	2.3
FUMBLES-LOST	28-10	8-5
PENALTIES-Yards	38-376	66-497
Average Per Game	41.8	55.2
PUNTS-Yards	40-1583	41-1602
Average Per Punt	39.6	39.1
Net punt average	38.1	37.2
KICKOFFS-Yards	38-2394	49-2986
Average Per Kick	63.0	60.9
Net kick average	40.9	40.7
TIME OF POSSESSION/Game	31:29	28:31
3RD-DOWN Conversions	46/114	55/124
3rd-Down Pct	40%	44%
4TH-DOWN Conversions	7/15	4/5
4th-Down Pct	47%	80%
SACKS BY-Yards	14-60	9-62
MISC YARDS	0	-7
TOUCHDOWNS SCORED	26	29
FIELD GOALS-ATTEMPTS	4-5	15-16
ON-SIDE KICKS	1-2	0-0
RED-ZONE SCORES	(36-42) 86%	(64-70) 91%
RED-ZONE TOUCHDOWNS	(32-42) 76%	(42-70) 60%
PAT-ATTEMPTS	(22-22) 100%	(23-25) 92%
ATTENDANCE	249232	408570
Games/Avg Per Game	8/31154	10/40857
Neutral Site Games	0/0	0/0

2015 ARMY WEST POINT FOOTBALL GAME NOTES

ARMY FOOTBALL STATISTICS

RUSHING

	GP	Att	Gain	Loss	Net	Avg	TD	Long	Avg/G
KEMPER, AARON	8	70	434	3	431	6.2	2	69	53.9
BRADSHAW, AHMAD	7	110	514	118	396	3.6	4	56	56.6
SCHURR, A.J.	6	98	461	77	384	3.9	7	71	64.0
GIACHINTA, MATT	9	54	259	1	258	4.8	1	34	28.7
TRAINOR, JOHN	9	25	250	14	236	9.4	2	30	26.2
ASBERRY, JORDAN	9	25	198	0	198	7.9	0	31	22.0
WALKER, JOE	8	23	214	24	190	8.3	1	63	23.8
HARRIS, DRUE	8	38	169	0	169	4.4	2	27	21.1
DRAKE, C.	5	6	44	10	34	5.7	1	9	6.8
BLACK, NICHOLAS	9	6	26	1	25	4.2	0	13	2.8
WHITE, KELVIN	9	2	24	0	24	12.0	0	17	2.7
CAMPBELL, TYLER	5	4	20	0	20	5.0	0	11	4.0
BELL, DEANDRE	9	1	0	6	-6	-6.0	0	0	-0.7
TEAM	3	3	0	42	-42	-14.0	0	0	-14.0
TOTAL.....	9	465	2613	296	2317	5.0	20	71	0.0
OPPONENTS.....	9	328	1599	185	1414	4.3	19	53	0.0

PASSING

	GP	EFFIC	CMP-ATT-INT	PCT	YARDS	TD	LONG	AVG/G
BRADSHAW, A.	7	128.3	17-38-2	44.7	308	3	37	44.0
SCHURR, A.J.	6	131.4	11-29-4	37.9	300	3	71	50.0
WHITE, KELVIN	9	79.6	1-4-0	25.0	26	0	26	2.9
TOTAL.....	9	126.8	29-71-6	40.8	634	6	71	0.0
OPPONENTS.....	9	144.1	153-242-5	63.2	2055	10	87	0.0

RECEIVING

	GP	NO.	YARDS	AVG	TD	LONG	AVG/G
POE, EDGAR	9	7	202	28.9	3	68	22.4
BELL, DEANDRE	9	5	121	24.2	1	49	13.4
TRAINOR, JOHN	9	4	72	18.0	0	28	8.0
WALKER, JOE	8	3	85	28.3	2	71	10.6
WHITE, KELVIN	9	3	48	16.0	0	37	5.3
ASBERRY, JORDAN	9	2	40	20.0	0	33	4.4
MOSS, XAVIER	9	1	26	26.0	0	26	2.9
WOOLFOLK, D.	6	1	18	18.0	0	18	3.0
BLACK, NICHOLAS	9	1	12	12.0	0	12	1.3
GIACHINTA, MATT	9	1	5	5.0	0	5	0.6
CAMPBELL, TYLER	5	1	5	5.0	0	5	1.0
TOTAL.....	1	29	634	21.9	6	71	0.0
OPPONENTS.....	1	153	2055	13.4	10	87	0.0

PUNT RETURNS

	NO.	YARDS	AVG	TD	LONG
POE, EDGAR	13	40	3.1	0	14
BLACK, NICHOLAS	3	-4	-1.3	0	0
TOTAL.....	16	36	2.2	0	14
OPPONENTS.....	11	39	3.5	0	25

INTERCEPTION RETURNS

	NO.	YARDS	AVG	TD	LONG
JACKSON, B.	2	45	22.5	0	45
TIMPE, JEREMY	1	17	17.0	0	17
MOSS, XAVIER	1	21	21.0	0	21
CARNEGIE, CHRIS	1	-2	-2.0	0	0
TOTAL.....	5	81	16.2	0	45
OPPONENTS.....	6	14	2.3	0	14

FUMBLE RETURNS

	NO.	YARDS	AVG	TD	LONG
TOTAL.....	0	0	0.0	0	0
OPPONENTS.....	0	0	0.0	0	0

KICKOFF RETURNS

	NO.	YARDS	AVG	TD	LONG
HYATT, MARCUS	22	435	19.8	0	38
BLACK, NICHOLAS	2	28	14.0	0	16
FAHN, JUSTIN	1	3	3.0	0	3
MACEK, COLE	1	1	1.0	0	1
TOTAL.....	26	467	18.0	0	38
OPPONENTS.....	18	366	20.3	0	36

SCORING

	TD	FGS	KICK	RUSH	RCV.	PASS	DXP	SAF.	POINTS
SCHURR, A.J.	7	0-0	0-0	1-1	0	0-0	0	0	44
GROCHOWSKI, D.	0	4-5	22-22	0-0	0	0-0	0	0	34
BRADSHAW, AHMAD	4	0-0	0-0	1-2	0	0-0	0	0	26
WALKER, JOE	3	0-0	0-0	0-0	0	0-0	0	0	18
POE, EDGAR	3	0-0	0-0	0-0	0	0-0	0	0	18
TRAINOR, JOHN	2	0-0	0-0	0-0	0	0-0	0	0	12
KEMPER, AARON	2	0-0	0-0	0-0	0	0-0	0	0	12
HARRIS, DRUE	2	0-0	0-0	0-0	0	0-0	0	0	12
BELL, DEANDRE	1	0-0	0-0	0-0	0	0-0	0	0	6
DRAKE, C.	1	0-0	0-0	0-0	0	0-0	0	0	6
GIACHINTA, MATT	1	0-0	0-0	0-0	0	0-0	0	0	6
FARLEY, CONNOR	0	0-0	0-0	0-0	1	0-0	0	0	2
WHITE, KELVIN	0	0-0	0-0	0-0	0	1-1	0	0	0
TOTAL.....	26	4-5	22-22	2-3	1	1-1	0	0	196
OPPONENTS.....	29	15-16	23-25	1-1	1	1-2	0	1	248

TOTAL OFFENSE

	G	Plays	Rush	Pass	Total	Avg/G
BRADSHAW, AHMAD	7	148	396	308	704	100.6
SCHURR, A.J.	6	127	384	300	684	114.0
KEMPER, AARON	8	70	431	0	431	53.9
GIACHINTA, MATT	9	54	258	0	258	28.7
TRAINOR, JOHN	9	25	236	0	236	26.2
ASBERRY, JORDAN	9	25	198	0	198	22.0
WALKER, JOE	8	23	190	0	190	23.8
HARRIS, DRUE	8	38	169	0	169	21.1
WHITE, KELVIN	9	6	24	26	50	5.6
DRAKE, C.	5	6	34	0	34	6.8
BLACK, NICHOLAS	9	6	25	0	25	2.8
CAMPBELL, TYLER	5	4	20	0	20	4.0
BELL, DEANDRE	9	1	-6	0	-6	-0.7
TEAM	3	3	-42	0	-42	-14.0
TOTAL.....	9	536	2317	634	2951	0.0
OPPONENTS.....	9	570	1414	2055	3469	0.0

ALL-PURPOSE YARDS

	G	RUSH	REC	PR	KOR	IR	TOT	AVG/G
HYATT, MARCUS	9	0	0	0	435	0	435	48.3
KEMPER, AARON	8	431	0	0	0	0	431	53.9
BRADSHAW, AHMAD	7	396	0	0	0	0	396	56.6
SCHURR, A.J.	6	384	0	0	0	0	384	64.0
TRAINOR, JOHN	9	236	72	0	0	0	308	34.2
WALKER, JOE	8	190	85	0	0	0	275	34.4
GIACHINTA, MATT	9	258	5	0	0	0	263	29.2
POE, EDGAR	9	0	202	40	0	0	242	26.9
ASBERRY, JORDAN	9	198	40	0	0	0	238	26.4
HARRIS, DRUE	8	169	0	0	0	0	169	21.1
BELL, DEANDRE	9	-6	121	0	0	0	115	12.8
WHITE, KELVIN	9	24	48	0	0	0	72	8.0
BLACK, NICHOLAS	9	25	12	-4	28	0	61	6.8
MOSS, XAVIER	9	0	26	0	0	21	47	5.2
JACKSON, B.	9	0	0	0	0	45	45	5.0
DRAKE, C.	5	34	0	0	0	0	34	6.8
CAMPBELL, TYLER	5	20	5	0	0	0	25	5.0
WOOLFOLK, D.	6	0	18	0	0	0	18	3.0
TIMPE, JEREMY	9	0	0	0	0	17	17	1.9
FAHN, JUSTIN	9	0	0	0	3	0	3	0.3
MACEK, COLE	9	0	0	0	1	0	1	0.1
CARNEGIE, CHRIS	9	0	0	0	0	-2	-2	-0.2
TEAM	3	-42	0	0	0	0	-42	-14.0
TOTAL.....	9	2317	634	36	467	81	3535	0.0
OPPONENTS.....	9	1414	2055	39	366	14	3888	0.0

2015 ARMY WEST POINT FOOTBALL GAME NOTES

ARMY FOOTBALL DEFENSIVE STATISTICS

		-----TACKLES-----				-SACKS-	---PASS DEF---				-FUMBLES-		BLKD	
	GP	SOLO	AST	TOTAL	TFL/YDS	NO-YARDS	INT-YDS	BRUP	PD		RCV-YDS	FF	KICK	SAF
11 KING, ANDREW	9	43	30	73	14.5 - 61	4.5 - 21	.	.	.		2 - 0	.	.	.
39 TIMPF, JEREMY	9	38	31	69	3.0 - 6	1.5 - 4	1 - 17	1	2		.	1	.	.
9 MOSS, XAVIER	9	25	28	53	.	.	1 - 21	3	4	
20 ENGLAND, RHYAN	8	32	20	52	3.0 - 7	.	.	3	3		1 - 0	.	.	.
28 JACKSON, B.	9	40	10	50	4.5 - 18	1.0 - 7	2 - 45	3	5	
57 SMITH, JORDAN	9	12	22	34	1.5 - 3	2	2	.
59 VOIT, JOHN	9	22	10	32	2.5 - 7	2.0 - 7	.	.	.		1 - 0	1	1	.
93 ATIMALALA, T.J.	9	18	10	28	5.5 - 16
8 LONG, TEVIN	9	21	6	27	2.5 - 13	0.5 - 2	.	1	1	
52 WOLF, BAYLE	6	16	10	26	1.0 - 4	2.0 - 4	1	.	.
21 AUKERMAN, ALEX	9	12	13	25	2.5 - 3		1 - 0	.	.	.
14 CARNEGIE, CHRIS	9	18	5	23	2.0 - 5	1.0 - 3	1 - -2	6	7	
56 BRINSON, K.	9	3	7	10	2.5 - 7	0.5 - 3
1F JOHNSON, STEVEN	8	6	4	10	.	.	.	1	1	
36 WASHLE, SCOTT	5	7	3	10
51 FAHN, JUSTIN	9	4	1	5
42 HOLT, CALEN	9	3	1	4
90 RUZGA, EDDY	6	4	.	4	2.0 - 10	1.0 - 9
5C MACEK, COLE	9	3	1	4
1 HYATT, MARCUS	9	2	1	3
19 MCFADDEN, M.	9	2	1	3
2A SHEFF, SPENCER	9	1	1	2
43 DAVIDSON, ANDY	9	1	1	2
27 GIBSON, GIBBY	7	1	1	2
4A REGAN, MAX	8	1	.	1
23 ROONEY, H.	3	.	1	1
38 DRAKE, C.	5	.	1	1
30 ST. HILAIRE, E.	5	.	1	1
15 BELL, DEANDRE	9	1	.	1
77 WRIGHT, RAYMOND	5	1	.	1
6 TRAINOR, JOHN	9	1	.	1
TM TEAM	3	1	.	1	1.0 - 16	1	.
TOTAL.....	0	339	220	559	48 - 176	14 - 60	5 - 81	18	23		5 - 0	6	3	.
OPPONENTS.....	0	350	282	632	56 - 191	9 - 62	6 - 14	14	20		10 - 0	9	.	1

2015 ARMY WEST POINT FOOTBALL GAME NOTES

ARMY FOOTBALL TEAM GAME BY GAME STATISTICS

		FORD	UCONN	WAKE	EMU	PSU	DUKE	BUCK	RICE	AF	TUL	RUT	NAVY
TOTAL OFFENSE	ARMY	389	265	240	654	293	168	377	396	169			
	OPP	445	415	346	473	264	458	290	432	352			
TOTAL PLAYS	ARMY	58	41	57	80	56	55	71	66	52			
	OPP	60	71	68	64	53	78	54	65	57			
AVG. YDS/PLAY	ARMY	6.7	6.5	4.2	8.2	5.2	3.1	5.3	6.0	3.2			
	OPP	7.4	5.8	5.1	7.4	5.0	5.9	5.4	6.6	6.2			
RUSHING	Yds.	ARMY	256	180	186	556	261	113	263	378	124		
		OPP	123	145	171	193	108	215	104	165	196		
	Att.	ARMY	42	33	54	71	55	49	61	56	44		
		OPP	37	46	35	25	34	48	21	35	47		
	TDs	ARMY	3	1	2	7	2	0	2	3	0		
		OPP	4	1	2	3	1	4	0	3	0		
PASSING	Yds.	ARMY	133	85	54	98	32	55	114	18	45		
		OPP	322	270	175	280	156	243	186	267	156		
	Att.	ARMY	16	8	3	5	1	6	10	10	8		
		OPP	23	25	33	27	19	30	33	30	10		
	Comp.	ARMY	7	3	2	9	1	2	5	2	2		
		OPP	15	19	18	39	10	20	17	20	7		
	TDs	ARMY	2	1	0	1	0	0	1	1	0		
		OPP	0	0	0	2	1	1	2	2	2		
	Int.	ARMY	1	1	0	1	0	1	2	0	0		
		OPP	0	0	3	1	0	0	1	0	0		
1st DOWNS	Total	ARMY	22	9	11	29	17	12	18	18	9		
		OPP	17	23	19	24	12	25	14	21	14		
	Rush	ARMY	17	6	9	24	16	9	14	14	6		
		OPP	5	11	9	7	7	8	5	6	9		
	Pass	ARMY	4	1	2	2	1	14	3	1	2		
		OPP	12	10	7	16	5	2	7	14	5		
	Penalty	ARMY	1	2	0	2	0	1	1	3	1		
		OPP	0	2	3	1	0	3	2	1	0		
TIME OF POSSESSION	ARMY	30:52	21:00	32:30	41:18	31:12	29:30	35:23	31:36	29:52			
	OPP	29:08	39:00	27:30	18:42	28:41	30:30	24:37	28:24	30:08			
3rd DOWN CONV.	ARMY	6-11	2-8	5-14	10-13	5-9	3-14	8-17	4-13	3-14			
	OPP	7-13	7-15	6-14	3-10	5-15	11-16	2-12	7-14	7-15			
4TH DOWN CONV.	ARMY	0-1	0-1	0-1	2-2	0-1	2-3	3-3	0-2	0-1			
	OPP	0-0	0-0	0-0	2-3	1-1	0-0	1-1	0-0	0-0			
PUNTING: #/Yards	ARMY	3-128	4-174	7-286	0-0	4-156	4-151	5-176	5-182	8-330			
	OPP	5-179	3-121	5-217	3-135	6-195	1-40	8-308	5-216	5-191			
FUMBLES: #-Lost	ARMY	2-1	1-0	2-0	2-2	7-3	7-2	3-1	2-1	1-0			
	OPP	2-1	1-1	1-0	1-1	0-0	0-0	0-0	2-2	0-0			
PENALTIES: #-Yds.	ARMY	3-26	6-60	4-57	6-70	4-45	5-32	4-35	2-24	4-27			
	OPP	11-70	7-50	6-47	10-77	3-20	5-50	14-105	8-64	2-20			
PUNT RET.: #-Yds.-TD	ARMY	3-0-0	0-0-0	1-(-1)-0	2-9-0	4-15-0	0-0-0	4-1-0	1-8-0	1-4-0			
	OPP	2-12-0	0-0-0	3-(-8)-0	0-0-0	1-25-0	1-2-0	2-8-0	1-1-0	0-0-0			
KO RET.: #-Yds.-TD	ARMY	5-84-0	4-255	1-17-0	3-47-0	4-85-0	5-94-0	1-27-0	2-39-0	0-0-0			
	OPP	6-122-0	6-332	0-0-0	3-74-0	1-14-0	1-10-0	3-70-0	3-64-0	0-0-0			
SACKS BY-YDS	ARMY	3-6	3-16	2-10	0-0	3-19	0-0	0-0	1-4	0-0			
	OPP	0-0	0-0	1-1	1-3	3-38	1-6	0-0	0-0	2-10			
RED ZONE (TDs)	ARMY	4-4	0-0	2-2	5-6	1-1	4-6	2-3	2-3	0-0			
	OPP	4-7	2-5	2-2	2-3	1-3	0-2	1-2	4-5	2-2			
FIELD GOALS	ARMY	0-0	1-1	0-1	0-0	0-0	1-1	0-0	1-1	1-1			
	OPP	2-2	3-3	1-1	1-1	2-2	3-3	0-1	1-1	2-2			

2015 ARMY WEST POINT FOOTBALL GAME NOTES

ARMY FOOTBALL GAME-BY-GAME RUSHING (CARRIES-YARDS/TOUCHDOWNS)

	No-Yards/TD	FORD	UCONN	WAKE	EMU	PSU	DUKE	BUCK	RICE	AF	TUL	RUT	NAVY
Kemper, Aaron RB	70-431/2	6-36/0	4-11/0	11-29/0	12-140/1	4-25/0	5-14/0	DNP	14-129/1	14-47/0			
Bradshaw, Ahmad QB	110-396/4	20-143/2	16-129/1	21-61/1	11-8/0	DNP	15--15/0	7-28/0	DNP	20-42/0			
Schurr, A.J. QB	98-384/7	DNP	0-0/0	DNP	10-67/2	24-74/2	10-27/0	31-99/2	23-117/1	DNP			
Giachinta, Matt RB	54-258/1	3-10/1	3-6/0	8-32/0	14-95/0	7-54/0	5-11/0	8-29/0	4-16/0	2-5/0			
Trainor, John RB	25-236/2	3-19/0	1-8/0	1--7/0	4-69/1	8-69/0	2-15/0	1-22/0	5-41/1	0-0/0			
Asberry, Jordan RB	25-198/0	5-56/0	2-6/0	0-0/0	4-14/0	2-5/0	0-0/0	4-56/0	3-41/0	5-20/0			
Walker, Joe RB	23-190/1	4-27/0	4-24/0	3-20/0	5-86/1	1-7/0	4-20/0	2-6/0	0-0/0	DNP			
Harris, Drue RB	38-169/2	0-0/0	2-2/0	6-13/0	8-60/2	7-35/0	4-29/0	8-23/0	3-7/0	DNP			
Drake, C. RB	6-34/1	DNP	DNP	2-37/1	2-4/0	1--10/0	0-0/0	DNP	DNP	1-3/0			
Black, Nicholas RB	6-25/0	0-0/0	0-0/0	1-1/0	1-13/0	1-2/0	0-0/0	0-0/0	2-3/0	1-6/0			
White, Kelvin TE	2-24/0	0-0/0	0-0/0	0-0/0	0-0/0	0-0/0	0-0/0	0-0/0	2-24/0	0-0/0			
Campbell, Tyler RB	4-20/0	0-0/0	DNP	DNP	0-0/0	0-0/0	3-19/0	DNP	DNP	1-1/0			
Bell, DeAndre WR	1--6/0	0-0/0	1--6/0	0-0/0	0-0/0	0-0/0	0-0/0	0-0/0	0-0/0	0-0/0			
TEAM	3--42/0	1--35/0	DNP	1-0/0	DNP	DNP	1--7/0	DNP	DNP	DNP			

ARMY FOOTBALL GAME-BY-GAME RECEIVING (CATCHES-YARDS/TOUCHDOWNS)

	No-Yds/TD	FORD	UCONN	WAKE	EMU	PSU	DUKE	BUCK	RICE	AF	TUL	RUT	NAVY
POE, EDGAR	7-202/3	1-27/1	-	-	1-10/1	1-32/0	-	3-100/1	-	1-33/0			
BELL, DEANDRE	5-121/1	-	-	1-31/0	2-67/0	-	-	1-7/0	1-16/1	-			
WALKER, JOE	3-85/2	2-14/1	1-71/1	-	-	-	-	-	-	-			
TRAINOR, JOHN	4-72/0	1-28/0	-	1-23/0	2-21/0	-	-	-	-	-			
WHITE, KELVIN	3-48/0	-	1-9/0	-	-	-	1-37/0	-	1-2/0	-			
ASBERRY, JORDAN	2-40/0	1-33/0	-	-	-	-	DNP	1-7/0	-	-			
MOSS, XAVIER	1-26/0	1-26/0	-	-	-	-	-	-	-	-			
WOOLFOLK, D.	1-18/0	-	DNP	-	-	DNP	1-18/0	-	-	-			
BLACK, NICHOLAS	1-12/0	-	-	-	-	-	-	-	-	1-12/0			
CAMPBELL, TYLER	1-5/0	1-5/0	DNP	DNP	-	-	-	DNP	DNP	-			
GIACHINTA, MATT	1-5/0	-	1-5/0	-	-	-	-	DNP	-	-			

ARMY FOOTBALL GAME-BY-GAME PASSING

#17 BRADSHAW, AHMAD	ATT	COMP	INT	PCT	YARDS	TD	LONG	SACK	YDS	EFFIC
FORDHAM	14	6	1	42.9	107	2	33	0	0	139.9
UCONN	3	1	0	33.3	5	0	5	0	0	47.3
WAKE FOREST	3	2	0	66.7	54	0	31	1	1	217.9
EASTERN MICHIGAN	2	2	0	100.0	28	1	18	1	3	382.6
DUKE	6	2	1	33.3	55	0	37	0	0	77.0
BUCKNELL	2	2	0	100.0	14	0	7	0	0	158.80
AIR FORCE	2	8	0	25.0	45	0	33	2	10	72.25
TOTALS	17	38	2	44.7	308	3	37	5	18	128.35

#11 SCHURR, A.J.	ATT	COMP	INT	PCT	YARDS	TD	LONG	SACK	YDS	EFFIC
UCONN	5	2	1	40.0	80	1	71	0	0	200.4
EASTERN MICHIGAN	7	3	1	42.9	70	0	49	0	0	98.3
PENN STATE	1	1	0	100.0	32	0	32	3	38	368.8
BUCKNELL	8	3	2	37.5	100	1	68	0	0	133.75
RICE	2	8	0	25.0	18	1	16	0	0	85.15
TOTALS	11	29	4	37.9	300	3	71	4	44	131.38

#2 WHITE, KELVIN	ATT	COMP	INT	PCT	YARDS	TD	LONG	SACK	YDS	EFFIC
FORDHAM	2	1	0	50.0	26	0	26	0	0	159.2
RICE	2	0	0	0.0	0	0	0	0	0	0.00
TOTALS	4	1	0	50.0	26	0	26	0	0	79.60

2015 ARMY WEST POINT FOOTBALL GAME NOTES

ARMY FOOTBALL GAME-BY-GAME RETURNS

PUNT RETURNS	No-Yds	FORD	UCONN	WAKE	EMU	PSU	DUKE	BUCK	RICE	AF	TUL	RUT	NAVY
POE, EDGAR	12-36	3-0	-	1--1	2-9	4-15	-	11-28	1-8	1-4			
BLACK, NICHOLAS	3--4	-	-	-	-	-	-	3--4	-	-			
KICK RETURNS	No-Yds	FORD	UCONN	WAKE	EMU	PSU	DUKE	BUCK	RICE	AF	TUL	RUT	NAVY
HYATT, MARCUS	22-435	5-84	4-73	1-17	1-19	4-85	4-91	1-27	2-39	-			
BLACK, NICHOLAS	2-28	-	-	-	2-28	-	-	-	-	-			
FAHN, JUSTIN	1-3	-	-	-	-	-	1-3	-	-	-			
MACEK, COLE	1-1	-	1-1	-	-	-	-	-	-	-			

ARMY FOOTBALL GAME-BY-GAME INT RETURNS

INTERCEPTION RETURNS	No-Yds	FORD	UCONN	WAKE	EMU	PSU	DUKE	BUCK	RICE	AF	TUL	RUT	NAVY
Jackson, B.	2-45	-	-	2-45	-	-	-	-	-	-			
Timpf, Jeremy	1-17	-	-	1-17	-	-	-	-	-	-			
Moss, Xavier	1-21	-	-	-	1-21	-	-	-	-	-			
Carnegie, Chris	-	-	-	-	-	-	-	1-2	-	-			

ARMY FOOTBALL GAME-BY-GAME ALL-PURPOSE YARDS

	TOTAL	FORD	UCONN	WAKE	EMU	PSU	DUKE	BUCK	RICE	AF	TUL	RUT	NAVY
Hyatt, Marcus	435	84	73	17	19	85	91	27	39	-			
Kemper, Aaron	431	36	11	29	140	25	14	DNP	129	47			
Bradshaw, Ahmad	396	143	129	61	8	DNP	15	28	DNP	42			
Schurr, A.J.	384	DNP	-	DNP	67	74	27	99	117	DNP			
Trainor, John	308	47	8	16	90	69	15	22	41	-			
Walker, Joe	275	41	95	20	86	7	20	6	-	DNP			
Giachinta, Matt	263	10	11	32	95	54	11	29	16	5			
Poe, Edgar	242	27	-	-1	19	47	-	105	8	37			
Asberry, Jordan	238	89	6	-	14	5	-	63	41	20			
Harris, Drue	169	-	2	13	60	35	29	23	7	DNP			
Bell, DeAndre	115	-	-6	31	67	-	-	7	16	-			
White, Kelvin	72	-	9	-	-	-	37	-	26	-			
Black, Nicholas	61	-	-	1	41	2	-	-4	3	18			
Moss, Xavier	47	26	-	-	21	-	-	-	-	-			
Jackson, B.	45	-	-	45	-	-	-	-	-	-			
Drake, C.	34	DNP	DNP	37	4	-10	-	DNP	DNP	3			
Campbell, Tyler	25	5	DNP	DNP	-	-	19	DNP	DNP	1			
Woolfolk, D.	18	-	DNP	-	-	DNP	18	DNP	-	-			
Timpf, Jeremy	17	-	-	17	-	-	-	-	-	-			
Fahn, Justin	3	-	-	-	-	-	3	-	-	-			
Macek, Cole	1	-	1	-	-	-	-	-	-	-			
Carnegie, Chris	-2	-	-	-	-	-	-	-2	-	-			
TEAM	-42	-35	-	-	-	-	-7	-	-	-			

ARMY FOOTBALL GAME-BY-GAME FIELD GOALS

DANIEL GROCHOWSKI	FG-FGA/YDS (Made)	PATs
FORDHAM	---	3-3
at UConn	(41)	2-2
WAKE FOREST	39	2-2
at Eastern Michigan	---	7-7
at Penn State	---	2-2
DUKE	(22)	0-0
BUCKNELL	---	3-3
at Rice	(19)	4-4
at Air Force	(47)	0-0

ARMY FOOTBALL GAME-BY-GAME PUNTING

ALEX TARDIEU	No-Yds-Avg-Long-l20-TB
FORDHAM	3-128-42.7-44-1-0
at UConn	4-174-43.5-56-1-0
WAKE FOREST	7-286-40.9-49-1-0
at Eastern Michigan	none
at Penn State	4-156-39.0-44-2-0
DUKE	4-151-37.8-43-1-0
BUCKNELL	5-176-35.2-45-2-0
at Rice	5-18-36.4-51-1-0
at Air Force	8-330-41.3-52-4-1

2015 ARMY WEST POINT FOOTBALL GAME NOTES

ARMY FOOTBALL FUMBLE SUMMARY

FUMBLES	No-Lost	FORD	UCONN	WAKE	EMU	PSU	DUKE	BUCK	RICE	AF	TUL	RUT	NAVY
Bradshaw, Ahmad	8-3	-	1-0	1-0	1-1	DNP	4-2	-	DNP	1-0			
Schurr, A.J.	5-2	DNP	-	DNP	-	4-2	-	1-0	2-1	-			
Poe, Edgar	2-1	1-1	-	-	-	1-0	-	-	-	-			
Black, Nicholas	2-1	-	-	-	-	-	-	2-1	-	-			
Drake, C.	2-0	DNP	DNP	1-0	-	1-0	DNP	DNP	DNP	-			
TEAM	2-0	-	DNP	1-0	DNP	DNP	1-0	DNP	DNP	-			
Asberry, Jordan	1-1	-	-	-	-	1-1	DNP	-	-	-			
Walker, Joe	1-0	-	-	-	-	-	1-0	-	-	-			
Hyatt, Marcus	1-0	-	-	-	-	-	1-0	-	-	-			
Giachinta, Matt	1-1	-	-	-	1-1	-	-	-	-	-			
Trainor, John	1-0	1-0	-	-	-	-	-	-	-	-			
FUMBLES FORCED	Number	FORD	UCONN	WF	EMU	PSU	DUKE	BUCK	RICE	AF	TUL	RUT	NAVY
Smith, Jordan	1	-	1	-	-	-	-	-	1	-			
Voit, John	1	-	-	-	-	-	-	-	1	-			
Wolf, Bayle	1	1	-	-	-	-	-	DNP	DNP	-			
TEAM	1	1	DNP	-	DNP	DNP	-	DNP	DNP	-			
Timpf, Jeremy	1	-	-	-	1	-	-	-	-	-			
FUMBLES RECOVERED	Number	FORD	UCONN	WF	EMU	PSU	DUKE	BUCK	RICE	AF	TUL	RUT	NAVY
King, Andrew	2	1	1	-	-	-	-	-	-	-			
England, Rhyen	1	-	-	-	1	-	DNP	-	-	-			
Voit, John	1	-	-	-	-	-	-	-	1	-			
Aukerman, Alex	1	-	-	-	-	-	-	-	1	-			

ARMY FOOTBALL GAME-BY-GAME TACKLES FOR LOSS

	UA-A	TOTAL	FORD	UCONN	WAKE	EMU	PSU	DUKE	BUCK	RICE	AF	TUL	RUT	NAVY
King, Andrew	13-3	13.5	1.5-18	4.5-21	1.0-5	1.0-1	2.0-6	2.0-3	0.5-2	1.0-3	1.0-2			
Atimalala, T.J.	5-1	5.5	1.0-3	2.5-11	2.0-2	-	-	-	-	-	-			
Jackson, B.	4-1	4.5	-	-	1.0-3	-	1.0-7	1.0-4	0.5-1	-	1.0-3			
England, Rhyen	3-0	3.0	-	2.0-5	-	1.0-2	-	DNP	-	-	-			
Timpf, Jeremy	2-2	3.0	-	-	0.5-3	-	-	-	1.0-1	1.0-1	0.5-1			
Aukerman, Alex	2-1	2.5	-	-	1.0-1	-	-	-	-	1.0-2	0.5-1			
Long, Tevin	1-3	2.5	0.5-10	-	-	-	-	-	1.0-2	1.0-1	-			
Voit, John	2-1	2.5	1.5-3	-	-	-	-	-	-	1.0-4	-			
Brinson, K.	2-1	2.5	-	1.0-2	0.5-3	-	1.0-2	-	-	-	-			
Carnegie, Chris	2-0	2.0	1.0-3	-	-	1.0-2	-	-	-	-	-			
Ruzga, Eddy	2-0	2.0	DNP	-	-	-	2.0-10	-	-	DNP	-			
Smith, Jordan	1-2	2.0	0.5-1	-	-	-	-	-	1.0-2	-	-			
Wolf, Bayle	1-0	1.0	-	-	1.0-4	-	-	-	DNP	DNP	DNP			
TEAM	1-0	1.0	1.0-16	-	-	-	-	-	-	-	-			

ARMY FOOTBALL GAME-BY-GAME QUARTERBACK SACKS

	UA-A	TOTAL	FORD	UCONN	WAKE	EMU	PSU	DUKE	BUCK	RICE	AF	TUL	RUT	NAVY
King, Andrew	4-5	4.5	-	3.0-16	-	-	1.0-3	-	0.5-2	-	-			
Wolf, Bayle	2-0	2.0	1.0-0	-	1.0-4	-	-	-	-	-	-			
Jackson, B.	1-0	1.0	-	-	-	-	1.0-7	-	-	-	-			
Voit, John	1-0	1.0	1.0-3	-	-	-	-	-	-	-	-			
Ruzga, Eddy	1-0	1.0	DNP	-	-	-	1.0-9	-	-	-	-			
Carnegie, Chris	1-0	1.0	1.0-3	-	-	-	-	-	-	-	-			
Brinson, K.	0-1	0.5	-	-	0.5-3	-	-	-	-	-	-			
Timpf, Jeremy	1-1	1.5	-	-	0.5-3	-	-	-	1.0-2	-	-			
Tevin Long	0-1	0.5	-	-	-	-	-	-	0.5-2	-	-			

ARMY FOOTBALL GAME-BY-GAME INTERCEPTIONS

OPPONENT	PLAYER
FORDHAM	None
at UConn	None
WAKE	Brandon Jackson (2), Jeremy Timpf
at Eastern Michigan	Xavier Moss
at Penn State	None
DUKE	None
BUCKNELL	Chris Carnegie
at Rice	None
at Air Force	None

2015 ARMY WEST POINT FOOTBALL GAME NOTES

ARMY FOOTBALL GAME-BY-GAME TACKLES

	UA-A	TOTAL	FORD	UCONN	WAKE	EMU	PSU	DUKE	BUCK	RICE	AF	TUL	RUT	NAVY
King, Andrew LB	43-30	73	3-3	6-3	7-1	2-5	3-5	9-2	3-3	5-2	5-6			
Timpf, Jeremy LB	38-31	69	5-4	5-4	2-3	8-0	3-5	1-3	2-4	6-4	6-4			
Moss, Xavier DB	25-28	53	2-2	4-3	3-3	2-5	1-2	5-6	1-2	3-2	4-3			
England, Rhyen DB	32-20	52	4-2	7-6	3-0	6-1	0-3	DNP	1-2	7-2	4-4			
Jackson, B. CB	40-10	50	2-0	4-2	4-2	5-1	5-2	6-0	3-1	7-1	4-1			
Smith, Jordan DL	12-22	34	1-2	1-7	2-0	0-2	1-2	0-3	3-1	1-2	3-3			
Voit, John DL	22-10	32	3-3	2-2	2-0	2-0	2-0	5-2	2-1	2-0	2-2			
Atimalala, T.J. DL	18-10	28	3-2	3-3	5-0	0-1	-	3-1	0-3	1-0	3-0			
Long, Tevin DB	21-6	27	2-1	1-0	1-0	1-2	-	5-1	3-2	6-0	2-0			
Wolf, Bayle LB	16-10	26	3-0	0-2	2-0	4-1	2-2	5-5	DNP	DNP	DNP			
Aukerman, Alex LB	12-13	25	-	0-2	1-1	1-0	2-3	1-2	2-2	3-1	2-2			
Carnegie, Chris DB	18-5	23	5-1	3-0	2-0	3-2	1-2	1-0	3-0	-	-			
Brinson, K. LB	3-7	10	1-0	1-0	0-3	-	1-0	0-3	-	-	0-1			
Johnson, Steven DB	6-4	10	3-0	1-1	1-0	0-1	-	0-1	0-1	1-0	DNP			
Washle, Scott LB	7-3	10	-	1-2	3-0	0-1	DNP	3-0	DNP	DNP	DNP			
Fahn, Justin LB	4-1	5	1-0	-	-	1-1	1-0	-	1-0	-	-			
Holt, Calen LB	3-1	4	1-0	-	-	1-0	-	0-1	1-0	-	-			
Ruzga, Eddy DL	4-0	4	DNP	-	-	-	3-0	1-0	-	DNP	DNP			
Macek, Cole LB	3-1	4	1-1	-	-	1-0	-	-	-	1-0	-			
Hyatt, Marcus CB	2-1	3	-	-	1-0	-	-	-	1-1	-	-			
McFadden, M. DB	2-1	3	1-0	-	-	0-1	-	-	1-0	-	-			
Sheff, Spencer	1-1	2	-	-	-	-	-	1-0	0-1	-	-			
Davidson, Andy LB	1-1	2	1-0	0-1	-	-	-	-	-	-	-			
Gibson, Gibby DB	1-1	2	-	-	DNP	-	-	1-0	0-1	-	DNP			
TEAM	1-0	1	1-0	-	-	-	-	-	-	-	-			
Trainor, John	1-0	1	-	1-0	-	-	-	-	-	-	-			
Regan, Max DB	1-0	1	-	-	-	DNP	-	-	-	1-0	-			
Drake, C.	0-1	1	DNP	DNP	0-1	-	-	-	DNP	DNP	-			
St. Hilaire, E.	0-1	1	DNP	DNP	-	DNP	DNP	-	0-1	-	-			
Rooney, H. LB	0-1	1	0-1	-	-	DNP	DNP	DNP	DNP	DNP	DNP			
Bell, DeAndre	1-0	1	-	-	-	-	-	-	1-0	-	-			
Wright, Raymond DL	1-0	1	DNP	DNP	-	-	DNP	-	-	1-0	DNP			

2015 ARMY WEST POINT FOOTBALL GAME NOTES

ARMY FOOTBALL OFFENSIVE STARTERS

	WR/TE	LT	LG	C	RG	RT	QB	FB	RB	RB	WR/TE
FORDHAM	E. Poe	Alexander	Gilbert	Hugenberg	Villegas	Toth	Bradshaw	Kemper	Walker	Trainor	Bell
at UConn	E. Poe	Alexander	Gilbert	Hugenberg	Villegas	Toth	Bradshaw	Giachinta	Walker	Trainor	Bell
WAKE FOREST	E. Poe	Kurz	Nieves III	Hugenberg	Gilbert	Alexander	Bradshaw	Giachinta	Walker	Black	Bell
at Eastern Mich.	E. Poe	Kurz	Houghton	Hugenberg	Gilbert	Alexander	Bradshaw	Giachinta	Walker	Trainor	Bell
at Penn State	E. Poe	Kurz	Nieves III	Hugenberg	Houghton	Alexander	Schurr	Giachinta	Walker	Trainor	White
DUKE	E. Poe	Kurz	Nieves III	Hugenberg	Houghton	Alexander	Schurr	Giachinta	Walker	Trainor	Bell
BUCKNELL	White	Kurz	Nieves III	Hugenberg	Houghton	Alexander	Bradshaw	Giachinta	Walker	Trainor	Bell
at Rice	E. Poe	Kurz	Nieves III	Hugenberg	Houghton	Alexander	Schurr	Giachinta	Asberry	Trainor	White
at Air Force	E. Poe	Gilbert	Nieves III	Hugenberg	Houghton	Alexander	Bradshaw	Giachinta	Asberry	Trainor	White

ARMY FOOTBALL DEFENSIVE STARTERS

	OLB	DE	NG	DT	OLB	ILB	ILB	CB	S	S	CB
FORDHAM	Wolf	Smith	Atimalala	Voit	Aukerman	King	Timpf	Carnegie	England	Moss	Johnson
at UConn	Wolf	Smith	Atimalala	Voit	Aukerman	King	Timpf	Carnegie	England	Moss	Johnson
WAKE FOREST	Long	Smith	Atimalala	Voit	Brinson	King	Timpf	Carnegie	England	Moss	Jackson
<i>Army started with five defensive backs</i>											
at Eastern Mich.	Wolf	Smith	Atimalala	Voit	Aukerman	King	Timpf	Carnegie	England	Moss	Jackson
at Penn State	Wolf	Smith	Atimalala	Voit	Aukerman	King	Timpf	Carnegie	England	Moss	Jackson
DUKE	Wolf	Smith	Atimalala	Voit	Brinson	King	Timpf	Carnegie	Long	Moss	Jackson
BUCKNELL	England	Smith	Atimalala	Voit	Brinson	King	Timpf	Hyatt	Long	Moss	Johnson
<i>Army started with five defensive backs</i>											
at Rice	England	Smith	Atimalala	Voit	Aukerman	King	Timpf	Carnegie	Long	Moss	Jackson
<i>Army started with five defensive backs</i>											
at Air Force	Brinson	Smith	Atimalala	Voit	Aukerman	King	Timpf	Carnegie	England	Long	Jackson

ARMY FOOTBALL RED ZONE STATISTICS

ARMY	RZ	Scores	Points	TDs	Rush	Pass	FG	Did Not Score Because ...					
								FGA	Downs	Int	Fum	Half	Game
FORDHAM	4	4	29	4	3	1	0	0	0	0	0	0	0
at UConn	0	0	0	0	0	0	0	0	0	0	0	0	0
WAKE FOREST	2	2	14	2	2	0	0	0	0	0	0	0	0
at Eastern Michigan	6	5	36	5	4	1	0	0	0	1	0	0	0
at Penn State	1	1	7	1	1	0	0	0	0	0	0	0	0
DUKE	2	1	3	0	0	0	1	0	0	0	1	0	0
BUCKNELL	3	2	14	2	2	0	0	0	0	0	0	1	0
at Rice	3	3	17	2	1	1	1	0	0	0	0	0	0
at Air Force	0	0	0	0	0	0	0	0	0	0	0	0	0
TULANE													
RUTGERS													
Navy													
Totals	21	18	120	16	13	3	2	0	0	1	1	1	0
18 of 21 (85.7%)													

OPPONENTS	RZ	Scores	Points	TDs	Rush	Pass	FG	FGA	Downs	Int	Fum	Half	Game
FORDHAM	7	6	35	4	4	0	2	0	1	0	0	0	0
at UConn	5	5	22	2	2	0	3	0	0	0	0	0	0
WAKE FOREST	2	2	14	2	2	0	0	0	0	0	0	0	0
at Eastern Michigan	3	2	13	2	2	0	0	0	0	0	1	0	0
at Penn State	3	3	13	1	1	0	2	0	0	0	0	0	0
DUKE	6	6	34	4	3	1	2	0	0	0	0	0	0
BUCKNELL	2	1	8	1	0	1	0	1	0	0	0	0	0
at Rice	5	5	31	4	2	2	1	0	0	0	0	0	0
at Air Force	2	2	10	1	0	1	1	0	0	0	0	0	0
TULANE													
RUTGERS													
Navy													
Totals	35	32	180	21	16	5	11	1	1	0	1	0	0
32 of 35 (91.4%)													

2015 ARMY WEST POINT FOOTBALL GAME NOTES

ARMY FOOTBALL SUPERLATIVES

INDIVIDUAL GAME HIGHS

Rushes	31	Schurr, A.J. vs Bucknell (Oct 17, 2015)
Yards Rushing	143	Bradshaw, Ahmad vs Fordham (Sep 04, 2015)
TD Rushes	2	Bradshaw, Ahmad vs Fordham (Sep 04, 2015)
		Schurr, A.J. at Eastern Michigan (Sep 26, 2015)
		Harris, Drue at Eastern Michigan (Sep 26, 2015)
		Schurr, A.J. at Penn State (Oct 03, 2015)
		Schurr, A.J. vs. Bucknell (Oct 17, 2015)
Long Rush	71	Schurr, A.J. at Rice (Oct 24, 2015)
Pass attempts	14	Bradshaw, Ahmad vs Fordham (Sep 04, 2015)
Pass completions	6	Bradshaw, Ahmad vs Fordham (Sep 04, 2015)
Yards Passing	107	Bradshaw, Ahmad vs Fordham (Sep 04, 2015)
TD Passes	2	Bradshaw, Ahmad vs Fordham (Sep 04, 2015)
Long Pass	71	Schurr, A.J. at UConn (Sep 12, 2015)
Receptions	3	Poe, Edgar vs. Bucknell (Oct 17, 2015)
Yards Receiving	100	Poe, Edgar vs. Bucknell (Oct 17, 2015)
TD Receptions	1	Walker, Joe vs Fordham (Sep 04, 2015)
		Poe, Edgar vs Fordham (Sep 04, 2015)
		Walker, Joe at UConn (Sep 12, 2015)
		Poe, Edgar at Eastern Michigan (Sep 26, 2015)
		Poe, Edgar at Bucknell (Oct 17, 2015)
		Bell, DeAndre at Rice (Oct 24, 2015)
Long Reception	71	Walker, Joe at UConn (Sep 12, 2015)
Field Goals	1-4x	Grochowski, D., last at Air Force (Nov 7, 2015)
Long Field Goal	47	Grochowski, D. at Air Force (Nov 7, 2015)
Punts	7	Tardieu, Alex vs Wake Forest (Sep 19, 2015)
Punting Avg	43.5	Tardieu, Alex at UConn (Sep 12, 2015)
Long Punt	56	Tardieu, Alex at UConn (Sep 12, 2015)
Punts inside 20	4	Tardieu, Alex at Air Force (Nov 7, 2015)
Long Punt Return	14	Poe, Edgar at Penn State (Oct 03, 2015)
Long Kickoff Return	38	Hyatt, Marcus vs Duke (Oct 10, 2015)
Tackles	13	England, Rhyen at UConn (Sep 12, 2015)
Sacks	3.0	King, Andrew at UConn (Sep 12, 2015)
Tackles For Loss	4.5	King, Andrew at UConn (Sep 12, 2015)
Interceptions	2	Jackson, B. vs Wake Forest (Sep 19, 2015)

OPPONENTS

Rushes	19	Edmonds, Chase, vs Fordham (Sep 04, 2015)
Yards Rushing	141	JACKSON, Darius, at Eastern Michigan (Sep 26, 2015)
TD Rushes	3	Edmonds, Chase, vs Fordham (Sep 04, 2015)
Long Rush	53	JACKSON, Darius, at Eastern Michigan (Sep 26, 2015)
Pass attempts	39	ROBACK, Brogan, at Eastern Michigan (Sep 26, 2015)
Pass completions	27	ROBACK, Brogan, at Eastern Michigan (Sep 26, 2015)
Yards Passing	322	Anderson, Kevin, vs Fordham (Sep 04, 2015)
TD Passes	2	ROBACK, Brogan, at Eastern Michigan (Sep 26, 2015)
		Nitti, R.J., vs. Bucknell (Oct 17, 2015)
		Jackson, D. at Rice (Oct 24, 2015)
		Roberts, K. at Air Force (Nov 7, 2015)
Long Pass	87	Anderson, Kevin, vs Fordham (Sep 04, 2015)
Receptions	8	VANN, Shaq, at Eastern Michigan (Sep 26, 2015)
Yards Receiving	140	Edmonds, Chase, vs Fordham (Sep 04, 2015)
TD Receptions	2	Griffin, G. at Air Force (Nov 7, 2015)
Long Reception	87	Edmonds, Chase, vs Fordham (Sep 04, 2015)
Field Goals	3	PUYOL, Bobby, at UConn (Sep 12, 2015)
		Martin, R, vs Duke (Oct 10, 2015)
Long Field Goal	47	Weaver, M, vs Wake Forest (Sep 19, 2015)
Punts	5	Pavlik, Joe, vs Fordham (Sep 04, 2015)
		Kinal, A, vs Wake Forest (Sep 19, 2015)
		Gulla, Chris, at Penn State (Oct 03, 2015)
Punting Avg	45.0	BARNES, Austin, at Eastern Michigan (Sep 26, 2015)
Long Punt	55	Kinal, A, vs Wake Forest (Sep 19, 2015)
Punts inside 20	4	Kinal, A, vs Wake Forest (Sep 19, 2015)
Long Punt Return	25	Thompkins, D., at Penn State (Oct 03, 2015)
Long Kickoff Return	36	Walter, Austin at Rice (Oct 24, 2015)
Tackles	14	Cabinda, Jason, at Penn State (Oct 03, 2015)
Sacks	2.0	Cabinda, Jason, at Penn State (Oct 03, 2015)
Tackles For Loss	2.0	Williams, H, vs Wake Forest (Sep 19, 2015)
		Cabinda, Jason, at Penn State (Oct 03, 2015)
		Cash, J, vs Duke (Oct 10, 2015)
		Dunn, D.J., at Air Force (Nov 7, 2015)
Interceptions	2	Golden, Connor vs Bucknell (Oct 17, 2015)
		ADAMS, Andrew, at UConn (Sep 12, 2015)

ARMY FOOTBALL SUPERLATIVES

TEAM GAME HIGHS

Rushes	71	at Eastern Michigan (Sep 26, 2015)
Yards Rushing	556	at Eastern Michigan (Sep 26, 2015)
Yards Per Rush	7.8	at Eastern Michigan (Sep 26, 2015)
TD Rushes	7	at Eastern Michigan (Sep 26, 2015)
Pass attempts	16	vs Fordham (Sep 04, 2015)
Pass completions	7	vs Fordham (Sep 04, 2015)
Yards Passing	133	vs Fordham (Sep 04, 2015)
Yards Per Pass	32.0	at Penn State (Oct 03, 2015)
TD Passes	2	vs Fordham (Sep 04, 2015)
Total Plays	80	at Eastern Michigan (Sep 26, 2015)
Total Offense	654	at Eastern Michigan (Sep 26, 2015)
Yards Per Play	8.2	at Eastern Michigan (Sep 26, 2015)
Points	58	at Eastern Michigan (Sep 26, 2015)
Sacks By	3	vs Fordham (Sep 04, 2015)
		at UConn (Sep 12, 2015)
		at Penn State (Oct 03, 2015)
First Downs	29	at Eastern Michigan (Sep 26, 2015)
Penalties	6	at UConn (Sep 12, 2015)
		at Eastern Michigan (Sep 26, 2015)
Penalty Yards	70	at Eastern Michigan (Sep 26, 2015)
Turnovers	3	at Eastern Michigan (Sep 26, 2015)
		at Penn State (Oct 03, 2015)
		vs Duke (Oct 10, 2015)
Interceptions By	3	vs Wake Forest (Sep 19, 2015)
Punts	8	at Air Force (Nov 7, 2015)
Punting Avg	43.5	at UConn (Sep 12, 2015)
Long Punt	56	at UConn (Sep 12, 2015)
Punts inside 20	4	at Air Force (Nov 7, 2015)
Long Punt Return	14	at Penn State (Oct 03, 2015)

OPPONENT GAME HIGHS

Rushes	48	vs Duke (Oct 10, 2015)
Yards Rushing	215	vs Duke (Oct 10, 2015)
Yards Per Rush	7.7	at Eastern Michigan (Sep 26, 2015)
TD Rushes	4	vs Fordham (Sep 04, 2015)
		vs Duke (Oct 10, 2015)
Pass attempts	39	at Eastern Michigan (Sep 26, 2015)
Pass completions	27	at Eastern Michigan (Sep 26, 2015)
Yards Passing	322	vs Fordham (Sep 04, 2015)
Yards Per Pass	15.6	at Air Force (Nov 7, 2015)
TD Passes	2	at Eastern Michigan (Sep 26, 2015)
		vs Bucknell (Oct 17, 2015)
		at Rice (Oct 24, 2015)
		at Air Force (Nov 7, 2015)
Total Plays	78	vs Duke (Oct 10, 2015)
Total Offense	473	at Eastern Michigan (Sep 26, 2015)
Yards Per Play	7.4	vs Fordham (Sep 04, 2015)
Points	44	vs Duke (Oct 10, 2015)
Sacks By	3	at Penn State (Oct 03, 2015)
First Downs	25	vs Duke (Oct 10, 2015)
Penalties	14	vs Bucknell (Oct 17, 2015)
Penalty Yards	105	vs Bucknell (Oct 17, 2015)
Turnovers	3	vs Wake Forest (Sep 19, 2015)
Interceptions By	2	vs Bucknell (Oct 17, 2015)
Punts	8	vs Bucknell (Oct 17, 2015)
Punting Avg	45.0	at Eastern Michigan (Sep 26, 2015)
Long Punt	55	vs Wake Forest (Sep 19, 2015)
Punts inside 20	4	vs Wake Forest (Sep 19, 2015)
Long Punt Return	25	at Penn State (Oct 03, 2015)

2015 ARMY WEST POINT FOOTBALL GAME NOTES

ARMY FOOTBALL 20-PLUS YARD PLAYS

Yards ... Type	Player(s)	Opponent
*71 Pass	Walker, Joe from Schurr, A.J.....	UConn
71 Rush	Schurr, A.J.....	Rice
69 Rush	Kemper, Aaron	Rice
*68 Pass	Poe, Edgar from Schurr, A.J.....	Bucknell
*63 Rush	Walker, Joe	Eastern Michigan
*56 Rush	Bradshaw, Ahmad	UConn
*56 Rush	Schurr, A.J.....	Penn State
*56 Rush	Kemper, Aaron	Eastern Michigan
49 Pass	Bell, DeAndre from Schurr, A.J.....	Eastern Michigan
45 INT	Jackson, B.....	Wake Forest
41 Rush	Kemper, Aaron	Eastern Michigan
38 KR	Hyatt, Marcus.....	Duke
37 Pass	White, Kelvin from Bradshaw, Ahmad.....	Duke
35 KR	Hyatt, Marcus.....	UConn
34 Rush	Giachinta, Matt	Eastern Michigan
33 Pass	Asberry, Jordan from Bradshaw, Ahmad	Fordham
33 Pass	Poe, Edgar from Bradshaw, Ahmad	Air Force
32 Pass	Poe, Edgar from Schurr, A.J.....	Penn State
32 Rush	Walker, Joe	Duke
33 Rush	Asberry, Jordan	Bucknell
31 Pass	Bell, DeAndre from Bradshaw, Ahmad	Wake Forest
30 KR	Hyatt, Marcus.....	Penn State
30 Rush	Trainor, John.....	Eastern Michigan
28 Pass	Trainor, John from Bradshaw, Ahmad.....	Fordham
28 Rush	Kemper, Aaron	Fordham
28 Rush	Bradshaw, Ahmad	UConn
*27 Pass	Poe, Edgar from Bradshaw, Ahmad	Fordham
*27 Rush	Harris, Drue.....	Eastern Michigan
26 Pass	Moss, Xavier from White, Kelvin	Fordham
25 Pass	Poe, Edgar from Schurr, A.J.....	Bucknell
*24 Rush	Kemper, Aaron	Rice
24 KR	Hyatt, Marcus.....	Penn State
24 Rush	Asberry, Jordan	Fordham
24 KR	Hyatt, Marcus.....	Duke
*23 Rush	Trainor, John.....	Rice
23 KR	Hyatt, Marcus.....	Fordham
23 Pass	Trainor, John from Bradshaw, Ahmad.....	Wake Forest
22 Rush	Trainor, John.....	Penn State
22 Rush	Harris, Drue.....	Duke
22 Rush	Trainor, John.....	Bucknell
22 Rush	Trainor, John.....	Eastern Michigan
21 KR	Hyatt, Marcus.....	Rice
21 KR	Hyatt, Marcus.....	Duke
21 INT	Moss, Xavier.....	Eastern Michigan
20 Rush	Giachinta, Matt	Penn State

* touchdown scored on play

ARMY FOOTBALL 20-PLUS YARD PLAYS

20-YARD PLUS BY PLAYER

Player	No.	TD	R	P	KR	PR	IR	FR
Hyatt, Marcus	9	0	0	0	9	0	0	0
Trainor, John	7	0	5	2	0	0	0	0
Kemper, Aaron	5	2	5	0	0	0	0	0
Poe, Edgar	5	2	0	5	0	0	0	0
Walker, Joe	3	2	2	1	0	0	0	0
Asberry, Jordan	3	0	2	1	0	0	0	0
Bradshaw, Ahmad	2	1	2	0	0	0	0	0
Harris, Drue	2	1	2	0	0	0	0	0
Schurr, A.J.	2	1	2	0	0	0	0	0
Giachinta, Matt	2	0	2	0	0	0	0	0
Bell, DeAndre	2	0	0	2	0	0	0	0
Moss, Xavier	2	0	0	1	0	0	1	0
Jackson, B.	1	0	0	0	0	0	1	0
White, Kelvin	1	0	0	1	0	0	0	0
TOTAL	46	10	22	13	9	0	2	0

ARMY FOOTBALL LONG PLAYS BY YARDAGE

Long Plays By Yards	No.	TD
100+	0	0
90-99	0	0
80-89	0	0
70-79	2	1
60-69	3	2
50-59	3	3
40-49	3	0
30-39	12	0
20-29	23	4

ARMY FOOTBALL LONG PLAYS BY TYPE

Long Plays By Type	No.	TD
Rushing	22	7
Passing	13	3
Punt returns	0	0
Kick returns	9	0
Interceptions	2	0
Fumble returns	0	0
TOTAL	45	10

ARMY FOOTBALL LONG PLAYS

Rushing

71 Schurr, A.J. at Rice (10/24/2015)

Rushing Touchdown

63 Walker, Joe vs Eastern Michigan (9/26/2015)

Passing

71 Walker, Joe from Schurr, A.J. vs UConn (9/12/2015)

Passing Touchdown

71 Walker, Joe from Schurr, A.J. vs UConn (9/12/2015)

Punt Return

14 Poe, Edgar vs Penn State (10/3/2015)

Kick Return

38 Hyatt, Marcus vs Duke (10/10/2015)

Interception Return

45 Jackson, B. vs Wake Forest (9/19/2015)

Punt

56 Tardieu, Alex vs UConn (9/12/2015)

Field Goal

41 Grochowski, D. vs UConn (9/12/2015)

2015 ARMY WEST POINT FOOTBALL GAME NOTES

ARMY FOOTBALL PARTICIPATION

Name	GP/GS	FORDHAM	UCONN	WAKE	EMU	PSU	DUKE	BUCK	RICE	AF	TUL	RUT	NAVY
84 ADAMS, JERMAINE	4/-	XXX	XXX	...	XXX	XXX
50 ALEXANDER, RYAN	9/9	START	START	START	START	START	START	START	START	START	START	START	START
3E ASBERRY, JORDAN	9/2	XXX	XXX	XXX	XXX	XXX	XXX	XXX	START	START	START	START	START
93 ATIMALALA, T.J.	9/9	START	START	START	START	START	START	START	START	START	START	START	START
21 AUKERMAN, ALEX	9/6	START	START	XXX	START	START	XXX	XXX	START	START	START	START	START
15 BELL, DEANDRE	9/7	START	XXX	START	START	XXX	START	START	START	START	START	START	START
2F BLACK, NICHOLAS	9/1	XXX	XXX	START	XXX	XXX	XXX	XXX	XXX	XXX	XXX	XXX	XXX
66 BOYLAN, JOSHUA	3/-	XXX	XXX	XXX
17 BRADSHAW, AHMAD	7/6	START	START	START	START	...	XXX	START	...	START	START	START	START
1G BREWER, CALE	1/-	XXX
56 BRINSON, K.	9/4	XXX	XXX	START	XXX	XXX	START	START	XXX	START	START	START	START
33 CAMPBELL, TYLER	5/-	XXX	XXX	XXX	XXX	XXX	XXX	XXX	XXX
14 CARNEGIE, CHRIS	9/8	START	START	START	START	START	START	XXX	START	START	START	START	START
43 DAVIDSON, ANDY	9/-	XXX	XXX	XXX	XXX	XXX	XXX	XXX	XXX	XXX	XXX	XXX	XXX
99 DAVIS, C.	2/-	XXX	XXX
38 DRAKE, C.	5/-	XXX	XXX	XXX	XXX	XXX	XXX	XXX	XXX
81 EJEKAM, JEFF	7/-	XXX	XXX	XXX	XXX	XXX	XXX	XXX	XXX	XXX	XXX
72 ENEGREN, COLBY	4/-	XXX	XXX	XXX	XXX
20 ENGLAND, RHYAN	8/8	START	START	START	START	START	...	START	START	START	START	START	START
51 FAHN, JUSTIN	9/-	XXX	XXX	XXX	XXX	XXX	XXX	XXX	XXX	XXX	XXX	XXX	XXX
88 FARLEY, CONNOR	8/-	XXX	XXX	XXX	XXX	XXX	XXX	XXX	XXX	XXX	XXX	XXX	XXX
75 FINNANE, EVAN	3/-	XXX	XXX	XXX	XXX	XXX	XXX
7F GANT, TIM	3/-	XXX	XXX	...	XXX	XXX	XXX	XXX
40 GIACHINTA, MATT	9/7	XXX	START	START	START	START	START	START	START	START	START	START	START
27 GIBSON, GIBBY	7/-	XXX	XXX	...	XXX	XXX	XXX	XXX	XXX	XXX	XXX	XXX	XXX
60 GILBERT, JUSTIN	6/5	START	START	START	START	XXX	START	START	START	START
95 GROCHOWSKI, D.	9/-	XXX	XXX	XXX	XXX	XXX	XXX	XXX	XXX	XXX	XXX	XXX	XXX
34 HARRIS, DRUE	8/-	XXX	XXX	XXX	XXX	XXX	XXX	XXX	XXX	XXX	XXX	XXX	XXX
42 HOLT, CALEN	9/-	XXX	XXX	XXX	XXX	XXX	XXX	XXX	XXX	XXX	XXX	XXX	XXX
7A HOUGHTON, MIKE	8/6	...	XXX	XXX	START	START	START	START	START	START	START	START	START
53 HUGENBERG, MATT	9/9	START	START	START	START	START	START	START	START	START	START	START	START
1 HYATT, MARCUS	9/1	XXX	XXX	XXX	XXX	XXX	XXX	START	XXX	XXX	XXX	XXX	XXX
28 JACKSON, B.	9/6	XXX	XXX	START	START	START	START	XXX	START	START	START	START	START
1F JOHNSON, STEVEN	8/3	START	START	XXX	XXX	XXX	XXX	START	XXX
25 KEMPER, AARON	8/2	START	XXX	XXX	XXX	XXX	XXX	...	XXX	START	START	START	START
11 KING, ANDREW	9/9	START	START	START	START	START	START	START	START	START	START	START	START
5H KURZ, RICK	9/6	XXX	XXX	START	START	START	START	START	START	START	START	START	START
45 L'HOMMEDIEU, T.	3/-	XXX	XXX	...	XXX
8 LONG, TEVIN	9/5	XXX	XXX	START	XXX	XXX	START	START	START	START	START	START	START
5C MACEK, COLE	9/-	XXX	XXX	XXX	XXX	XXX	XXX	XXX	XXX	XXX	XXX	XXX	XXX
19 MCFADDEN, M.	9/-	XXX	XXX	XXX	XXX	XXX	XXX	XXX	XXX	XXX	XXX	XXX	XXX
31 MCNEILL, CALEB	1/-	XXX
9 MOSS, XAVIER	9/8	START	START	START	START	START	START	START	START	START	START	START	START
54 NACHTIGAL, J.	8/-	XXX	XXX	XXX	XXX	...	XXX	XXX	XXX	XXX	XXX	XXX	XXX
64 NIEVES III, V.	8/6	XXX	...	START	XXX	START	START	START	START	START	START	START	START
4D PARKER, QUINTEN	5/-	XXX	XXX	XXX	XXX	XXX	XXX	XXX	XXX
82 POE, EDGAR	9/7	START	START	START	START	START	START	XXX	START	START	START	START	START
22 PROULX, LUKE	4/-	XXX	XXX	XXX	XXX
4A REGAN, MAX	8/-	XXX	XXX	XXX	...	XXX	XXX	XXX	XXX	XXX	XXX	XXX	XXX
18 ROGERS, JARED	7/-	XXX	XXX	XXX	XXX	XXX	XXX	XXX	XXX	XXX	XXX
23 ROONEY, H.	3/-	XXX	XXX	XXX
90 RUZGA, EDDY	6/-	...	XXX	XXX	XXX	XXX	XXX	XXX
1A SCHURR, A.J.	6/3	...	XXX	...	XXX	START	START	XXX	START	START	START	START	START
87 SHARP, JALEN	1/-	XXX
2A SHEFF, SPENCER	9/-	XXX	XXX	XXX	XXX	XXX	XXX	XXX	XXX	XXX	XXX	XXX	XXX
10 SIMON, GERVOIN	1/-	XXX
57 SMITH, JORDAN	9/9	START	START	START	START	START	START	START	START	START	START	START	START
30 ST. HILAIRE, E.	5/-	XXX	XXX	XXX	XXX	XXX	XXX	XXX	XXX
55 TAMASESE, LOFI	1/-	...	XXX
80 TARDIEU, ALEX	9/-	XXX	XXX	XXX	XXX	XXX	XXX	XXX	XXX	XXX	XXX	XXX	XXX
39 TIMPF, JEREMY	9/9	START	START	START	START	START	START	START	START	START	START	START	START
78 TOTH, BRETT	4/2	START	START	XXX	XXX
6 TRAINOR, JOHN	9/8	START	START	XXX	START	START	START	START	START	START	START	START	START
7E TUSTIN, JOE	1/-	XXX	XXX	XXX	XXX
74 VILLEGAS, JARYN	3/2	START	START
59 VOIT, JOHN	9/9	START	START	START	START	START	START	START	START	START	START	START	START
5 WALKER, JOE	8/7	START	START	START	START	START	START	START	XXX
36 WASHLE, SCOTT	5/-	XXX	XXX	XXX	XXX	...	XXX
2 WHITE, KELVIN	9/4	XXX	START	XXX	XXX	START	XXX	START	XXX	START	START	START	START
52 WOLF, BAYLE	6/5	START	START	XXX	START	START	START
26 WOOLFOLK, D.	6/-	XXX	...	XXX	XXX	...	XXX	...	XXX	XXX	XXX	XXX	XXX
77 WRIGHT, RAYMOND	5/-	XXX	XXX	...	XXX	XXX	XXX
71 YOUNG, TYLER	1/-	XXX

XXX indicates game played | START indicates game start | ... indicates game not played

@ARMYWP_FOOTBALL

2015 ARMY WEST POINT FOOTBALL GAME NOTES

ARMY FOOTBALL 2015 CONVERSION BREAKDOWN

3rd Down Conversion

Opponent	Score	Overall	1st Quarter	2nd Quarter	3rd Quarter	4th Quarter
FORDHAM	L, 37-35	6-11 54.5%	2-2 100%	3-4 75%	0-2 0	1-3 33.3%
at UConn	L, 22-17	2-8 25%	0-2 0	0-1 0	0-2 0	2-3 66.7%
WAKE FOREST	L, 17-14	5-14 35.7%	1-3 33.3%	2-4 50%	1-4 25%	1-3 33%
at Eastern Michigan	W, 58-36	10-13 76.9%	4-4 100%	2-3 66.7%	1-3 33%	3-3 100%
at Penn State	L, 20-14	5-9 55.6%	1-1 100%	0-1 0	1-3 33%	3-4 75%
DUKE	L, 44-3	3-14 21.4%	0-3 0	1-4 25%	1-4 25%	1-3 33%
BUCKNELL	W, 21-14	8-17 47.1%	2-3 66.7%	3-5 60%	2-4 50%	1-5 20%
at Rice	L, 38-31	4-13 30.8%	1-3 33.3%	2-3 66.7%	1-5 20.0%	0-2 0
at Air Force	L, 20-3	3-14 21.4%	0-3 0	0-3 0	1-3 33.3%	2-5 40%
TULANE						
RUTGERS						
Navy						
	ARMY	46-114 40.4%	11-25 44.0%	13-28 46.4%	8-30 26.7%	14-31 45.2%
	OPP	55-124 44.4%	9-28 32.1%	18-37 48.6%	11-21 54.2%	17-38 44.7%

4th Down Conversion

Opponent	Score	Overall	1st Quarter	2nd Quarter	3rd Quarter	4th Quarter
FORDHAM	L, 37-35	0-1 0	0-0	0-0	0-0	0-1 0
at UConn	L, 22-17	0-1 0	0-0	0-0	0-1 0	0-0
WAKE FOREST	L, 17-14	0-1 0	0-1 0	0-0	0-0	0-0
at Eastern Michigan	W, 58-36	2-2 100%	0-0	1-1 100%	1-1 100%	0-0
at Penn State	L, 20-14	0-1 0	0-0	0-0	0-0	0-1 0
DUKE	L, 44-3	2-3 66.7%	1-2 50%	0-0	1-1 100%	0-0
BUCKNELL	W, 21-14	3-3 100%	0-0	0-0	1-1 100%	2-2 100%
at Rice	L, 38-31	0-2 0	0-1 0	0-0	0-1 0	0-0
at Air Force	L, 30-2	0-1 0	0-0	0-0	0-0	0-1 0
TULANE						
RUTGERS						
Navy						
	ARMY	7-15 46.7%	1-4 25%	1-1 100%	3-5 60%	2-5 40%
	OPP	4-5 80%	1-1 100%	2-2 100%	0-0 	1-2 50%

ARMY FOOTBALL 2015 TIME OF POSSESSION

Time of Possession

Opponent	Score	Overall	1st Quarter	2nd Quarter	3rd Quarter	4th Quarter
FORDHAM	L, 37-35	30:52	8:11	8:30	8:33	5:38
at UConn	L, 22-17	21:00	6:57	4:11	5:29	4:23
WAKE FOREST	L, 17-14	32:30	8:11	8:11	9:01	7:07
at Eastern Michigan	W, 58-36	41:18	10:57	8:53	12:32	8:56
at Penn State	L, 20-14	31:19	6:03	6:19	9:34	9:23
DUKE	L, 44-3	29:30	8:49	5:42	9:26	5:33
BUCKNELL	W, 21-14	35:23	7:22	8:05	9:11	10:45
at Rice	L, 38-31	31:36	8:23	5:52	11:48	5:3
at Air Force	L, 20-3	29:52	7:33	6:54	7:41	7:44
TULANE						
RUTGERS						
Navy						
	ARMY	283:20	72:26	62:37	83:15	65:02
	Avg.	31:28	8:02	6:57	9:15	7:13
	OPP	256:40	62:34	72:23	51:45	69:58
	Avg.	28:31	6:57	8:02	5:45	7:46

2015 ARMY WEST POINT FOOTBALL GAME NOTES

ARMY FOOTBALL SCORING DRIVES

Quarter	Time	Scoring Play (Conversion)	Plays	Yards	TOP	Score (Army-Opp)
FORDHAM						
1st	13:21	Joe Walker, 8 pass from Ahmad Bradshaw (Grochowski kick)	3	8	1:09	7-0
1st	7:29	Ahmad Bradshaw, 15 run (Grochowski kick)	5	75	2:34	14-7
2nd	5:17	Ahmad Bradshaw, 15 run (Grochowski kick)	10	75	6:42	21-17
3rd	4:00	Matt Giachinta, 1 run (Bradshaw rush)	9	71	4:52	29-29
4th	2:33	Edgar Poe, 27 pass from Bradshaw (run failed)	6	90	2:47	35-37
UCONN						
1st	8:18	Daniel Grochowski, 41 field goal	8	29	4:52	3-0
2nd	8:48	Ahmad Bradshaw, 56 run (Grochowski kick)	5	90	1:50	10-3
4th	4:51	Joe Walker, 71 pass from A.J. Schurr (Grochowski kick)	3	75	0:42	17-22
WAKE FOREST						
2nd	10:07	Ahmad Bradshaw, 4 run (Grochowski kick)	8	55	4:03	7-0
4th	7:25	Christian Drake, 9 run (Grochowski kick)	1	9	0:06	14-14
EASTERN MICHIGAN						
1st	11:36	Joe Walker, 63 run (White to Farley)	3	71	1:55	8-0
1st	0:13	Edgar Poe, 10 pass from Ahmad Bradshaw (Grochowski kick)	13	77	7:06	15-3
2nd	11:54	Aaron Kemper, 56 run (Grochowski kick)	5	80	2:51	22-3
2nd	3:27	John Trainor, 5 run (Grochowski kick)	11	75	5:28	29-10
3rd	6:47	A.J. Schurr, 1 run (Grochowski kick)	7	53	3:53	36-17
4th	14:55	Drue Harris, 10 run (A.J. Schurr rush)	11	86	4:11	44-30
4th	3:30	A.J. Schurr, 8 run (Grochowski kick)	14	86	8:44	51-30
4th	1:55	Drue Harris, 27 run (Grochowski kick)	1	27	0:07	58-30
PENN STATE						
3rd	5:36	A.J. Schurr, 3 run (Grochowski kick)	8	76	4:11	7-13
4th	11:04	A.J. Schurr, 56 run (Grochowski kick)	7	84	3:49	14-20
DUKE						
3rd	9:00	Daniel Grochowski, 22 field goal	13	70	5:52	3-27
BUCKNELL						
2nd	1:51	A.J. Schurr, 3 run (Grochowski kick)	10	65	3:36	7-6
3rd	1:43	A.J. Schurr, 3 run (Grochowski kick)	12	72	5:36	14-7
3rd	4:44	Edgar Poe, 68 pass from A.J. Schurr (Grochowski kick)	2	75	0:51	21-14
RICE						
2nd	13:14	DeAndre Bell, 16 pass from A.J. Schurr (Grochowski kick)	6	97	2:55	7-14
2nd	3:01	A.J. Schurr, 6 run (Grochowski kick)	2	75	0:42	14-21
3rd	3:10	John Trainor, 23 run (Grochowski kick)	5	39	2:55	21-24
4th	5:58	Aaron Kemper, 24 run (Grochowski kick)	3	51	1:02	28-31
4th	2:13	Daniel Grochowski, 19 field goal	4	8	2:00	31-31
AIR FORCE						
3rd	4:18	Daniel Grochowski, 47 field goal	9	35	5:02	3-10

2015 ARMY WEST POINT FOOTBALL GAME NOTES

ARMY FOOTBALL OPPONENT SCORING DRIVES

Quarter	Time	Scoring Play (Conversion)	Plays	Yards	TOP	Score (Army-Opp)
FORDHAM						
1st	10:02	Anderson, 6 run (Redd kick)	6	77	3:08	7-7
1st	4:28	Edmonds, 14 run (Redd kick)	7	62	2:48	14-14
2nd	12:08	Redd, 22 field goal	5	88	1:53	14-17
2nd	1:07	Edmonds, 1 run (Redd kick)	8	85	4:02	21-24
2nd	0:00	Redd, 27 field goal	5	29	1:07	21-27
3rd	10:19	Team Safety				21-29
4th	12:04	Edmonds, 10 run (Pavlik rush)	13	82	6:47	37-29
UCONN						
1st	2:13	Puyol, 23 field goal	11	69	6:05	3-3
2nd	5:07	Newsome, 10 run (kick blocked by Jordan Smith)	7	75	3:41	10-9
2nd	0:42	Puyol, 25 field goal	6	67	2:46	10-12
3rd	7:10	Johnson, 2 run (Puyol kick)	8	62	4:44	19-10
4th	5:33	Puyol, 39 field goal	10	34	5:04	22-10
WAKE FOREST						
3rd	4:52	Hinton, 15 run (Weaver kick)	5	79	1:33	7-7
4th	13:41	Hinton, 7 run (Weaver kick)	9	71	3:32	14-7
4th	0:00	Weaver, 47 field goal	12	64	2:35	17-14
EASTERN MICHIGAN						
1st	7:25	Mulder, 43 field goal	4	(-5)	0:57	8-3
2nd	8:55	Strange, 23 pass from Roback (Mulder kick)	8	75	2:59	22-10
2nd	0:34	Jackson, 15 run (Mulder kick)	11	75	2:53	29-17
3rd	5:03	Daugherty, 45 pass from Roback (pass failed)	6	75	1:44	36-23
3rd	4:13	Jackson, 27 run (Mulder kick)	1	27	0:07	36-30
4th	0:00	Vann, 2 run (no conversion, time expired)	13	75	1:55	58-36
PENN STATE						
1st	9:57	Scott, 11 run (Julius kick)	8	42	3:29	0-7
2nd	0:25	Julius, 37 field goal	7	21	3:17	0-10
3rd	9:53	Julius, 27 field goal	5	19	24:40	0-13
3rd	0:00	Gesicki, 33 pass from Hackenberg (Julius kick)	3	91	1:13	7-20
DUKE						
1st	11:07	Martin, 40 field goal	11	53	3:53	0-3
1st	1:11	Schneider, 9 pass from Sirk (Martin kick)	4	17	1:12	0-10
2nd	11:01	Boehme, 3 run (Martin kick)	8	32	2:32	0-17
2nd	6:18	Duncan, 43 run (Martin kick)	7	72	2:44	0-24
2nd	0:06	Martin, 25 field goal	11	56	4:02	0-27
3rd	4:30	Martin, 25 field goal	11	56	4:23	3-30
4th	12:42	Duncan, 1 run (Martin kick)	10	83	3:22	3-37
4th	10:18	Boehme, 5 run (Martin kick)	3	30	0:52	3-44
BUCKNELL						
2nd	5:28	Carter, 35 pass from Nitti (Burdick kick blocked)	2	44	0:42	6-0
2nd	0:26	Owers, 4 pass from Nitti (Owers pass from Nitti)	8	73	1:17	14-7
RICE						
1st	13:38	Dillard, 34 run (Tobola kick)	4	64	1:22	0-7
1st	12:47	Stewart, 1 run (Tobola kick)	2	23	0:19	0-14
2nd	3:43	Turner, 2 run (Tobola kick)	8	58	3:42	7-21
2nd	0:00	Tobola, 25 field goal	8	85	3:01	14-24
4th	10:37	German, 7 pass from Jackson (Tobola kick)	12	70	5:14	21-31
4th	0:24	Wright, 12 pass from Jackson (Tobola kick)	7	75	1:49	31-38
AIR FORCE						
2nd	8:30	Strebel, 22 field goal	6	37	2:31	0-3
2nd	2:12	Griffin, 3 pass from Roberts (Strebel kick)	8	83	3:37	0-10
4th	14:55	Strebel, 42 field goal	10	50	4:23	3-13
4th	8:11	Griffin, 23 pass from Roberts	6	89	3:13	3-20

2015 ARMY WEST POINT FOOTBALL GAME NOTES

9/4/15 | FORDHAM 37, ARMY 35 | MICHIE STADIUM, WEST POINT, N.Y | ATT: 22,523

SCORE BY QUARTERS

	1st	2nd	3rd	4th	Final
Fordham	14	13	2	8	37
Army	14	7	8	6	35

SCORING SUMMARY

Q	Time	Play	FORD-ARMY
1st	13:21	Walker, Joe 8 yd pass from Bradshaw, Ahmad (Grochowski kick)	0-7
1st	10:03	Anderson, Kevin 6 yd run (Redd kick)	7-7
1st	07:29	Bradshaw, Ahmad 15 yd run (Grochowski kick)	7-14
1st	04:28	Edmonds, Chase 14 yd run (Redd kick)	14-14
2nd	12:08	Redd, Makay 22 yd field goal	17-14
2nd	05:17	Bradshaw, Ahmad 15 yd run (Grochowski kick)	17-21
2nd	01:07	Edmonds, Chase 1 yd run (Redd kick)	24-21
2nd	00:00	Redd, Makay 27 yd field goal	27-21
3rd	10:19	TEAM safety	29-21
3rd	04:00	Giachinta, Matt 1 yd run (Bradshaw rush)	29-29
4th	12:04	Edmonds, Chase 10 yd run (Pavlik rush)	37-29
4th	02:33	Poe, Edgar 27 yd pass from Bradshaw, Ahmad (rush failed)	37-35

TEAM STATISTICS

	FORDHAM	ARMY
FIRST DOWNS	17	22
RUSHING	5	17
PASSING	12	4
PENALTY	0	1
NET YARDS RUSHING	123	256
RUSHING ATTEMPTS	37	42
AVERAGE PER RUSH	3.3	6.1
RUSHING TOUCHDOWNS	4	3
YARDS GAINED RUSHING	181	306
YARDS LOST RUSHING	58	50
NET YARDS PASSING	322	133
COMPLETIONS-ATTEMPTS-INT	15-23-0	7-16-1
AVERAGE PER ATTEMPT	14.0	8.3
AVERAGE PER COMPLETION	21.5	19.0
PASSING TOUCHDOWNS	0	2
TOTAL OFFENSE YARDS	445	389
TOTAL OFFENSE PLAYS	60	58
AVERAGE GAIN PER PLAY	7.4	6.7
FUMBLES: NUMBER-LOST	2-1	2-1
PENALTIES: NUMBER-YARDS	11-70	3-26
PUNTS-YARDS	5-179	3-128
AVERAGE YARDS PER PUNT	35.8	42.7
NET YARDS PER PUNT	35.8	38.7
INSIDE 20	1	1
50+ YARDS	0	0
TOUCHBACKS	0	0
FAIR CATCH	1	0
KICKOFFS-YARDS	6-352	6-380
AVERAGE YARDS PER KICKOFF	58.7	63.3
NET YARDS PER KICKOFF	40.5	43.0
TOUCHBACKS	1	0
PUNT RETURNS: NUMBER-YARDS-TD	2-12-0	3-0-0
AVERAGE PER RETURN	6.0	0.0
KICKOFF RETURNS: NUMBER-YDS-TD	6-122-0	5-84-0
AVERAGE PER RETURN	20.3	16.8
INTERCEPTIONS: NUMBER-YDS-TD	1-14-0	0-0-0
FUMBLE RETURNS: NUMBER-YDS-TD	0-0-0	0-0-0
MISCELLANEOUS YARDS	0	0
POSSESSION TIME	29:08	30:52
1ST QUARTER	6:49	8:11
2ND QUARTER	6:30	8:30
3RD QUARTER	6:27	8:33
4TH QUARTER	9:22	5:38
THIRD-DOWN CONVERSIONS	7 OF 13	6 OF 11
FOURTH-DOWN CONVERSIONS	0 OF 0	0 OF 1
RED-ZONE SCORES-CHANCES	6-7	4-4
TOUCHDOWNS	4-7	4-4
FIELD GOALS	2-7	0-4
SACKS BY: NUMBER-YARDS	0-0	3-6
PAT KICKS	3-3	3-3
FIELD GOALS	2-2	0-0
POINTS OFF TURNOVERS	3	7

Individual Statistics (Fordham)

Rushing	No.	Gain	Loss	Net	TD	LG	AVG
Edmonds, Chase	20	132	22	110	3	46	5.5
Pearcey, Kendal	3	15	3	12	0	11	4.0
Anderson, Kevin	12	34	26	8	1	8	0.7
TEAM	2	0	7	-7	0	0	-3.5
Totals...	37	181	58	123	4	46	3.3

Passing	Cmp-Att-Int	Yds	TD	Long	Sack
Anderson, Kevin	15-23-0	322	0	87	3
Totals...	15-23-0	322	0	87	3

Receiving	No.	Yds	TD	Long
Edmonds, Chase	6	140	0	87
Odom, Phazahn	3	90	0	34
Cantelli, Robbi	3	45	0	24
Johnson, Ben	2	29	0	17
Longi, Austin	1	18	0	18
Totals...	15	322	0	87

Tackle Leaders

Player	Solo	Ast	Tot	TFL/Yds	FF	FR-Yd	Int	Sack/Yds
18 Thorpe, Niko	7	4	11	1.0-2
43 Hodge, St.	5	3	8	1.0-1	.	1-0	.	.
75 Fox, Tony	4	2	6	0.5-2
30 Bowers, JQ	4	1	5	.	.	.	1-14	.
3 Pearcey, K	4	.	4
23 Fulmore, M.	3	1	4
8 Smith, Lo.	3	1	4
6 Dawson, G	2	2	4
95 Crook, M	2	2	4	1.5-4

Individual Statistics (Army)

Rushing	No.	Gain	Loss	Net	TD	LG	AVG
Bradshaw, Ahmad	20	151	8	143	2	15	7.2
Asberry, Jordan	5	56	0	56	0	24	11.2
Kemper, Aaron	6	36	0	36	0	28	6.0
Walker, Joe	4	28	1	27	0	13	6.8
Trainor, John	3	25	6	19	0	19	6.3
Giachinta, Matt	3	10	0	10	1	8	3.3
TEAM	1	0	35	-35	0	0	-35.0
Totals...	42	306	50	256	3	28	6.1

Passing	Cmp-Att-Int	Yds	TD	Long	Sack
Bradshaw, Ahmad	6-14-1	107	2	33	0
White, Kelvin	1-2-0	26	0	26	0
Totals...	7-16-1	133	2	33	0

Receiving	No.	Yds	TD	Long
Walker, Joe	2	14	1	8
Asberry, Jordan	1	33	0	33
Trainor, John	1	28	0	28
Poe, Edgar	1	27	1	27
Moss, Xavier	1	26	0	26
Campbell, Tyler	1	5	0	5
Totals...	7	133	2	33

Tackle Leaders

Player	Solo	Ast	Tot	TFL/Yds	FF	FR-Yd	Int	Sack/Yds
39 Timpf, J	5	4	9
14 Carnegie	5	1	6	1.0-3
20 England	4	2	6
59 Voit, John	3	3	6	1.5-3	.	.	.	1.0/3
11 King	3	3	6	1.5-18	.	1-0	.	.
93 Atimalala	3	2	5	1.0-3
9 Moss, Xavier	2	2	4
1F Johnson, S	3	.	3
52 Wolf, Bayle	3	.	3	.	1	.	.	1.0/0
8 Long, Tevin	2	1	3	0.5-10
57 Smith	1	2	3	0.5-1
5C Macek, Cole	1	1	2
56 Brinson, K.	1	.	1
19 McFadden.	1	.	1

2015 ARMY WEST POINT FOOTBALL GAME NOTES

9/12/15 | UCONN 22, ARMY 17 | RENTSCHLER FIELD, HARTFORD, CONN. | ATT: 28,260

SCORE BY QUARTERS

	1st	2nd	3rd	4th	Final
Army	3	7	0	7	17
UConn	3	9	7	3	22

SCORING SUMMARY

Q	Time	Play	ARMY-UCONN
1st	08:18	Grochowski, D. 41 yd field goal	3-0
1st	02:13	PUYOL, Bobby 23 yd field goal	3-3
2nd	08:48	Bradshaw, Ahmad 56 yd run (Grochowski kick)	10-3
2nd	05:07	NEWSOME, Arkeel 10 yd run (kick blocked)	10-9
2nd	00:42	PUYOL, Bobby 25 yd field goal	10-12
3rd	07:10	JOHNSON, Ron 2 yd run (PUYOL kick)	10-19
4th	05:33	PUYOL, Bobby 39 yd field goal	10-22
4th	04:51	Walker, Joe 71 yd pass from Schurr, A.J. (Grochowski, D. kick)	17-22

Individual Statistics (Army)

Rushing	No.	Gain	Loss	Net	TD	LG	AVG
Bradshaw, Ahmad	16	134	5	129	1	56	8.1
Walker, Joe	4	24	0	24	0	10	6.0
Kemper, Aaron	4	11	0	11	0	4	2.8
Trainor, John	1	8	0	8	0	8	8.0
Asberry, Jordan	2	6	0	6	0	5	3.0
Giachinta, Matt	3	6	0	6	0	3	2.0
Harris, Drue	2	2	0	2	0	2	1.0
Bell, DeAndre	1	0	6	-6	0	0	-6.0
Totals...	33	191	11	180	1	56	5.5

Passing	Cmp-Att-Int	Yds	TD	Long	Sack
Schurr, A.J.	2-5-1	80	1	71	0
Bradshaw, Ahmad	1-3-0	5	0	5	0
Totals...	3-8-1	85	1	71	0

Receiving	No.	Yds	TD	Long
Walker, Joe	1	71	1	71
White, Kelvin	1	9	0	9
Giachinta, Matt	1	5	0	5
Totals...	3	85	1	71

TEAM STATISTICS

	ARMY	UCONN
FIRST DOWNS	9	23
RUSHING	6	11
PASSING	1	10
PENALTY	2	2
NET YARDS RUSHING	180	145
RUSHING ATTEMPTS	33	46
AVERAGE PER RUSH	5.5	3.2
RUSHING TOUCHDOWNS	1	2
YARDS GAINED RUSHING	191	184
YARDS LOST RUSHING	11	39
NET YARDS PASSING	85	270
COMPLETIONS-ATTEMPTS-INT	3-8-1	19-25-0
AVERAGE PER ATTEMPT	10.6	10.8
AVERAGE PER COMPLETION	28.3	14.2
PASSING TOUCHDOWNS	1	0
TOTAL OFFENSE YARDS	265	415
TOTAL OFFENSE PLAYS	41	71
AVERAGE GAIN PER PLAY	6.5	5.8
FUMBLES: NUMBER-LOST	1-0	1-1
PENALTIES: NUMBER-YARDS	6-60	7-50
PUNTS-YARDS	4-174	3-121
AVERAGE YARDS PER PUNT	43.5	40.3
NET YARDS PER PUNT	43.5	40.3
INSIDE 20	1	3
50+ YARDS	1	1
TOUCHBACKS	0	0
FAIR CATCH	3	3
KICKOFFS-YARDS	4-255	6-332
AVERAGE YARDS PER KICKOFF	63.8	55.3
NET YARDS PER KICKOFF	42.0	38.8
TOUCHBACKS	3	1
PUNT RETURNS: NUMBER-YARDS-TD	0-0-0	0-0-0
AVERAGE PER RETURN	0.0	0.0
KICKOFF RETURNS: NUMBER-YDS-TD	5-74-0	1-12-0
AVERAGE PER RETURN	14.8	12.0
INTERCEPTIONS: NUMBER-YDS-TD	0-0-0	1-0-0
FUMBLE RETURNS: NUMBER-YDS-TD	0-0-0	0-0-0
MISCELLANEOUS YARDS	0	0
POSSESSION TIME	21:00	39:00
1ST QUARTER	6:57	8:03
2ND QUARTER	4:11	10:49
3RD QUARTER	5:29	9:31
4TH QUARTER	4:23	10:37
THIRD-DOWN CONVERSIONS	2 OF 8	7 OF 15
FOURTH-DOWN CONVERSIONS	0 OF 1	0 OF 0
RED-ZONE SCORES-CHANCES	0-0	5-5
TOUCHDOWNS	0-0	2-5
FIELD GOALS	0-0	3-5
SACKS BY: NUMBER-YARDS	3-16	0-0
PAT KICKS	2-2	1-2
FIELD GOALS	1-1	3-3
POINTS OFF TURNOVERS	3	0

Tackle Leaders

Player	Solo	Ast	Tot	TFL/Yds	FF	FR-Yd	Int	Sack/Yds
20 England	7	6	13	2.0-5
11 King, Andrew	6	3	9	4.5-21	.	1-0	.	3.0/16
39 Timpf, Jeremy	5	4	9
57 Smith, Jordan	1	7	8	.	1	.	.	.
9 Moss, Xavier	4	3	7
28 Jackson, B.	4	2	6
93 Atimlala, T.J.	3	3	6	2.5-11
59 Voit, John	2	2	4
14 Carnegie, C	3	.	3
36 Washle, Scott	1	2	3
1F Johnson	1	1	2
52 Wolf, Bayle	.	2	2
21 Aukerman	.	2	2
56 Brinson, K.	1	.	1	1.0-2

Individual Statistics (UConn)

Rushing	No.	Gain	Loss	Net	TD	LG	AVG
NEWSOME, Arkeel	13	74	1	73	1	13	5.6
JOHNSON, Ron	18	50	11	39	1	10	2.2
SHIRREFFS, Byr.	12	56	25	31	0	15	2.6
DeLORENZO, Max	1	3	0	3	0	3	3.0
THOMAS, Noel	1	1	0	1	0	1	1.0
TEAM	1	0	2	-2	0	0	-2.0
Totals...	46	184	39	145	2	15	3.2

Passing	Cmp-Att-Int	Yds	TD	Long	Sack
SHIRREFFS, Byr.	19-25-0	270	0	34	3
Totals...	19-25-0	270	0	34	3

Receiving	No.	Yds	TD	Long
THOMAS, Noel	4	83	0	33
BEALS, Tyraiq	3	45	0	32
BLOOM, Alec	3	42	0	23
LUCAS, Thomas	2	42	0	34
MARRINER, Josh	2	20	0	17
NEWSOME, Arkeel	2	16	0	15
MYERS, Tommy	1	14	0	14
LEMELLE, Brian	1	10	0	10
JOHNSON, Ron	1	-2	0	0
Totals...	19	270	0	34

Tackle Leaders

Player	Solo	Ast	Tot	TFL/Yds	FF	FR-Yd	Int	Sack/Yds
1H ADAMS	4	2	6	.	.	.	1-0	.
11 JOSEPH	3	2	5
2 STEWART	3	1	4
20 MELIFON	3	1	4	1.0-6
36 WALSH	1	3	4	1.0-1
46 VANN	1	3	4

2015 ARMY WEST POINT FOOTBALL GAME NOTES

9/19/15 | WAKE FOREST 17, ARMY 14 | MICHIE STADIUM, WEST POINT, N.Y | ATT: 29,124

SCORE BY QUARTERS

	1st	2nd	3rd	4th	Final
Wake Forest	0	0	7	10	17
Army	0	7	0	7	14

SCORING SUMMARY

Q	Time	Play	WAKE-ARMY
2nd	10:07	Bradshaw, Ahmad 4 yd run (Grochowski kick)	0-7
3rd	04:52	Hinton, K 15 yd run (Weaver kick)	7-7
4th	13:41	Hinton, K 7 yd run (Weaver kick)	14-7
4th	07:25	Drake, C. 9 yd run (Grochowski kick)	14-14
4th	00:00	Weaver, M 47 yd field goal	17-14

TEAM STATISTICS

	WAKE	ARMY
FIRST DOWNS	19	11
RUSHING	9	9
PASSING	7	2
PENALTY	3	0
NET YARDS RUSHING	171	186
RUSHING ATTEMPTS	35	54
AVERAGE PER RUSH	4.9	3.4
RUSHING TOUCHDOWNS	2	2
YARDS GAINED RUSHING	196	218
YARDS LOST RUSHING	25	32
NET YARDS PASSING	175	54
COMPLETIONS-ATTEMPTS-INT	18-33-3	2-3-0
AVERAGE PER ATTEMPT	5.3	18.0
AVERAGE PER COMPLETION	9.7	27.0
PASSING TOUCHDOWNS	0	0
TOTAL OFFENSE YARDS	346	240
TOTAL OFFENSE PLAYS	68	57
AVERAGE GAIN PER PLAY	5.1	4.2
FUMBLES: NUMBER-LOST	1-0	2-0
PENALTIES: NUMBER-YARDS	6-47	4-57
PUNTS-YARDS	5-217	7-286
AVERAGE YARDS PER PUNT	43.4	40.9
NET YARDS PER PUNT	39.6	42.0
INSIDE 20	4	1
50+ YARDS	1	0
TOUCHBACKS	1	0
FAIR CATCH	2	2
KICKOFFS-YARDS	3-184	3-195
AVERAGE YARDS PER KICKOFF	61.3	65.0
NET YARDS PER KICKOFF	39.0	40.0
TOUCHBACKS	2	3
PUNT RETURNS: NUMBER-YARDS-TD	3-8-0	1-1-0
AVERAGE PER RETURN	-2.7	-1.0
KICKOFF RETURNS: NUMBER-YDS-TD	0-0-0	1-17-0
AVERAGE PER RETURN	0.0	17.0
INTERCEPTIONS: NUMBER-YDS-TD	0-0-0	3-62-0
FUMBLE RETURNS: NUMBER-YDS-TD	0-0-0	0-0-0
MISCELLANEOUS YARDS	0	0
POSSESSION TIME	27:30	32:30
1ST QUARTER	6:49	8:11
2ND QUARTER	6:49	8:11
3RD QUARTER	5:59	9:01
4TH QUARTER	7:53	7:07
THIRD-DOWN CONVERSIONS	6 OF 14	5 OF 14
FOURTH-DOWN CONVERSIONS	0 OF 0	0 OF 1
RED-ZONE SCORES-CHANCES	2-2	2-2
TOUCHDOWNS	2-2	2-2
FIELD GOALS	0-2	0-2
SACKS BY: NUMBER-YARDS	1-1	2-10
PAT KICKS	2-2	2-2
FIELD GOALS	1-1	0-1
POINTS OFF TURNOVERS	0	14

Individual Statistics (Wake Forest)

Rushing	No.	Gain	Loss	Net	TD	LG	AVG
Hinton, K	17	114	13	101	2	20	5.9
Bell, T	8	27	1	26	0	8	3.2
Robinson, I	2	22	1	21	0	22	10.5
Colburn, M	4	21	0	21	0	8	5.2
Wolford, J	3	12	5	7	0	11	2.3
Hines, T	1	0	5	-5	0	0	-5.0
Totals...	35	196	25	171	2	22	4.9

Passing	Cmp-Att-Int	Yds	TD	Long	Sack
Hinton, K	15-27-2	159	0	51	2
Wolford, J	3-5-1	16	0	8	0
TEAM	0-1-0	0	0	0	0
Totals...	18-33-3	175	0	51	2

Receiving	No.	Yds	TD	Long
Lewis, C	6	52	0	28
Serigne, C	5	50	0	17
Brent, KJ	4	72	0	51
Argenzio, C	1	1	0	1
Bell, T	1	0	0	0
Hines, T	1	0	0	0
Totals...	18	175	0	51

Tackle Leaders

Player	Solo	Ast	Tot	TFL/Yds	FF	FR-Yd	Int	Sack/Yds
48 Chubb, B	6	7	13
8 Lee, M	3	4	7
30 Williams, H	2	4	6	2.0-8	.	.	.	1.0/1
51 Calhoun, C	3	2	5	1.5-2
9 Dancel, Z	3	2	5	0.5-1	1	.	.	.
25 Watson, B	4	.	4

Individual Statistics (Army)

Rushing	No.	Gain	Loss	Net	TD	LG	AVG
Bradshaw, Ahmad	22	85	24	61	1	12	2.8
Drake, C.	2	37	0	37	1	9	18.5
Giachinta, Matt	8	33	1	32	0	10	4.0
Kemper, Aaron	11	29	0	29	0	5	2.6
Walker, Joe	3	20	0	20	0	11	6.7
Harris, Drue	6	13	0	13	0	4	2.2
Black, Nicholas	1	1	0	1	0	1	1.0
Trainor, John	1	0	7	-7	0	0	-7.0
Totals...	54	218	32	186	2	12	3.4

Passing	Cmp-Att-Int	Yds	TD	Long	Sack
Bradshaw, Ahmad	2-3-0	54	0	31	1
Totals...	2-3-0	54	0	31	1

Receiving	No.	Yds	TD	Long
Bell, DeAndre	1	31	0	31
Trainor, John	1	23	0	23
Totals...	2	54	0	31

Tackle Leaders

Player	Solo	Ast	Tot	TFL/Yds	FF	FR-Yd	Int	Sack/Yds
11 King, A	7	1	8	1.0-5
28 Jackson, B.	4	2	6	1.0-3	.	.	2-45	.
9 Moss, Xavier	3	3	6
93 Atimalala	5	.	5	2.0-2
39 Timpf	2	3	5	0.5-3	.	.	1-17	0.5/3
36 Washle	3	.	3
20 England	3	.	3
57 Smith	2	.	2
59 Voit, John	2	.	2
52 Wolf, Bayle	2	.	2	1.0-4	.	.	.	1.0/4
14 Carnegie	2	.	2
21 Aukerman	1	1	2	1.0-1
56 Brinson, K.	2	2	0.5-3	0.5/3
1F Johnson	1	.	1

2015 ARMY WEST POINT FOOTBALL GAME NOTES

9/26/15 | ARMY 58, EASTERN MICHIGAN 36 | RYNEARSON STADIUM, YPSILANTI, MICH. | ATT: 6,513

SCORE BY QUARTERS

	1st	2nd	3rd	4th	Final
Army	15	14	7	22	58
Eastern Michigan	3	14	13	6	36

SCORING SUMMARY

Q	Time	Play	ARMY-EMU
1st	11:36	Walker, Joe 63 run (Farley from White)	8-0
1st	07:25	MULDER, Dylan 43 field goal	8-3
1st	00:13	Poe, Edgar 10 pass from Bradshaw, Ahmad (Grochowski kick)	15-3
2nd	11:54	Kemper, Aaron 56 run (Grochowski kick)	22-3
2nd	08:55	STRANGE, Kris 23 pass from ROBACK, Brogan (MULDER kick)	22-10
2nd	03:27	Trainor, John 5 run (Grochowski kick)	29-10
2nd	00:34	JACKSON, Darius 15 run (MULDER kick)	29-17
3rd	06:47	Schurr, A.J. 1 run (Grochowski kick)	36-17
3rd	05:03	DAUGHERTY, E. 45 pass from ROBACK, Brogan (pass failed)	36-23
3rd	04:13	JACKSON, Darius 27 run (MULDER kick)	36-30
4th	14:55	Harris, Drue 10 run (Schurr, A.J. rush)	44-30
4th	03:30	Schurr, A.J. 8 run (Grochowski kick)	51-30
4th	01:55	Harris, Drue 27 run (Grochowski kick)	58-30
4th	00:00	VANN, Shaq 2 run	58-36

Individual Statistics (Army)

Rushing	No.	Gain	Loss	Net	TD	LG	AVG
Kemper, Aaron	13	149	2	147	1	56	11.3
Giachinta, Matt	13	88	0	88	0	34	6.8
Walker, Joe	5	87	1	86	1	63	17.2
Trainor, John	4	69	0	69	1	30	17.2
Schurr, A.J.	10	67	0	67	2	10	6.7
Harris, Drue	8	60	0	60	2	27	7.5
Asberry, Jordan	4	14	0	14	0	9	3.5
Black, Nicholas	1	13	0	13	0	13	13.0
Bradshaw, Ahmad	11	27	19	8	0	6	0.7
Drake, C.	2	4	0	4	0	4	2.0
Totals...	71	578	22	556	7	63	7.8

Passing	Cmp-Att-Int	Yds	TD	Long	Sack
Schurr, A.J.	3-7-1	70	0	49	0
Bradshaw, Ahmad	2-2-0	28	1	18	1
Totals...	5-9-1	98	1	49	1

Receiving	No.	Yds	TD	Long
Bell, DeAndre	2	67	0	49
Trainor, John	2	21	0	13
Poe, Edgar	1	10	1	10
Totals...	5	98	1	49

TEAM STATISTICS

	ARMY	EMU
FIRST DOWNS	29	24
RUSHING	24	7
PASSING	3	16
PENALTY	2	1
NET YARDS RUSHING	556	193
RUSHING ATTEMPTS	71	25
AVERAGE PER RUSH	7.8	7.7
RUSHING TOUCHDOWNS	7	3
YARDS GAINED RUSHING	578	194
YARDS LOST RUSHING	22	1
NET YARDS PASSING	98	280
COMPLETIONS-ATTEMPTS-INT	5-9-1	27-39-1
AVERAGE PER ATTEMPT	10.9	7.2
AVERAGE PER COMPLETION	19.6	10.4
PASSING TOUCHDOWNS	1	2
TOTAL OFFENSE YARDS	654	473
TOTAL OFFENSE PLAYS	80	64
AVERAGE GAIN PER PLAY	8.2	7.4
FUMBLES: NUMBER-LOST	2-2	1-1
PENALTIES: NUMBER-YARDS	6-70	10-77
PUNTS-YARDS	0-0	3-135
AVERAGE YARDS PER PUNT	0.0	45.0
NET YARDS PER PUNT	0.0	42.0
INSIDE 20	0	2
50+ YARDS	0	0
TOUCHBACKS	0	0
FAIR CATCH	0	0
KICKOFFS-YARDS	9-566	6-382
AVERAGE YARDS PER KICKOFF	62.9	63.7
NET YARDS PER KICKOFF	40.8	43.3
TOUCHBACKS	5	3
PUNT RETURNS: NUMBER-YARDS-TD	2-9-0	0-0-0
AVERAGE PER RETURN	4.5	0.0
KICKOFF RETURNS: NUMBER-YDS-TD	3-47-0	3-74-0
AVERAGE PER RETURN	15.7	24.7
INTERCEPTIONS: NUMBER-YDS-TD	1-21-0	1-0-0
FUMBLE RETURNS: NUMBER-YDS-TD	0-0-0	0-0-0
MISCELLANEOUS YARDS	0	0
POSSESSION TIME	18:18	18:42
1ST QUARTER	10:57	4:03
2ND QUARTER	8:53	6:07
3RD QUARTER	12:32	2:28
4TH QUARTER	8:56	6:04
THIRD-DOWN CONVERSIONS	10 OF 13	3 OF 10
FOURTH-DOWN CONVERSIONS	2 OF 2	2 OF 3
RED-ZONE SCORES-CHANCES	5-6	2-3
TOUCHDOWNS	5-6	2-3
FIELD GOALS	0-6	0-3
SACKS BY: NUMBER-YARDS	0-0	1-3
PAT KICKS	6-6	3-3
FIELD GOALS	0-0	1-1
POINTS OFF TURNOVERS	14	10

Tackle Leaders

Player	Solo	Ast	Tot	TFL/Yds	FF	FR-Yd	Int	Sack/Yds
39 Timpf, Jeremy	8	.	8	.	1	.	.	.
20 England	6	1	7	1.0-2	.	1-0	.	.
11 King, Andrew	2	5	7	1.0-1
9 Moss, Xavier	2	5	7	.	.	.	1-21	.
28 Jackson, B.	5	1	6
52 Wolf, Bayle	4	1	5
14 Carnegie	3	2	5	1.0-2
8 Long, Tevin	1	2	3
59 Voit, John	2	.	2
51 Fahn, Justin	1	1	2
57 Smith	.	2	2

Individual Statistics (Eastern Michigan)

Rushing	No.	Gain	Loss	Net	TD	LG	AVG
JACKSON, Darius	16	142	1	141	2	53	8.8
VANN, Shaq	6	35	0	35	1	22	5.8
ROBACK, Brogan	3	17	0	17	0	7	5.7
Totals...	25	194	1	193	3	53	7.7

Passing	Cmp-Att-Int	Yds	TD	Long	Sack
ROBACK, Brogan	27-39-1	280	2	45	0
Totals...	27-39-1	280	2	45	0

Receiving	No.	Yds	TD	Long
VANN, Shaq	8	37	0	13
CREEL, Dustin	6	45	0	13
DAUGHERTY, E.	5	109	1	45
GRAY, Aloyis	3	33	0	14
TUTTLE, Cody	2	19	0	13
JACKSON, Darius	2	14	0	13
STRANGE, Kris	1	23	1	23
Totals...	27	280	2	45

Tackle Leaders

Player	Solo	Ast	Tot	TFL/Yds	FF	FR-Yd	Int	Sack/Yds
10 IBE, Great	7	6	13	1.5-4	1	.	.	0.5/2
96 BROWN	3	8	11
22 BROWN	5	4	9	1.0-3	1	.	.	.
39 BECK, Jason	5	3	8	.	.	.	1-0	.
51 RACHWAL	2	6	8
32 GIRALDO	5	2	7
97 FIGUEROA	4	2	6
43 ZAPPONE	2	4	6	1.0-1	.	1-0	.	0.5/1

2015 ARMY WEST POINT FOOTBALL GAME NOTES

10/3/15 | PENN STATE 20, ARMY 14 | BEAVER STADIUM, STATE COLLEGE, PA. | ATT: 107,387

SCORE BY QUARTERS

	1st	2nd	3rd	4th	Final
Army	0	0	7	7	14
Penn State	7	3	10	0	20

SCORING SUMMARY

Q	Time	Play	ARMY-PSU
1st	09:57	Scott, Nick 11 run (Julius kick)	0-7
2nd	00:25	Julius 37 field goal	0-10
3rd	09:53	Julius 27 field goal	0-13
3rd	05:36	Schurr, A.J. 3 run (Grochowski kick)	7-13
3rd	00:00	Gesicki, 33 pass from Hackenberg (Julius kick)	7-20
4th	11:04	Schurr, A.J. 56 run (Grochowski kick)	14-20

Individual Statistics (Army)

Rushing	No.	Gain	Loss	Net	TD	LG	AVG
Schurr, A.J.	24	119	45	74	2	56	3.1
Trainor, John	8	69	0	69	0	22	8.6
Giachinta, Matt	7	54	0	54	0	20	7.7
Harris, Drue	7	35	0	35	0	11	5.0
Kemper, Aaron	4	25	0	25	0	14	6.2
Walker, Joe	1	7	0	7	0	7	7.0
Asberry, Jordan	2	5	0	5	0	5	2.5
Black, Nicholas	1	2	0	2	0	2	2.0
Drake, C.	1	0	10	-10	0	0	-10.0
Totals...	55	316	55	261	2	56	4.7

Passing	Cmp-Att-Int	Yds	TD	Long	Sack
Schurr, A.J.	1-1-0	32	0	32	3
Totals...	1-1-0	32	0	32	3

Receiving	No.	Yds	TD	Long
Poe, Edgar	1	32	0	32
Totals...	1	32	0	32

Tackle Leaders

Player	Solo	Ast	Tot	TFL/Yds	FF	FR-Yd	Int	Sack/Yds
11 King, Andrew	3	5	8	2.0-6	.	.	.	1.0/3
39 Timpf, Jeremy	3	5	8
28 Jackson, B.	5	2	7	1.0-7	.	.	.	1.0/7
21 Aukerman	2	3	5
52 Wolf, Bayle	2	2	4
90 Ruzga, Eddy	3	.	3	2.0-10	.	.	.	1.0/9
14 Carnegie	1	2	3
57 Smith, Jordan	1	2	3
9 Moss, Xavier	1	2	3
20 England	3	3
59 Voit, John	2	.	2
51 Fahn, Justin	1	.	1
56 Brinson, K.	1	.	1	1.0-2

TEAM STATISTICS

	ARMY	PENN STATE
FIRST DOWNS	17	12
RUSHING	16	7
PASSING	1	5
PENALTY	0	0
NET YARDS RUSHING	261	108
RUSHING ATTEMPTS	55	34
AVERAGE PER RUSH	4.7	3.2
RUSHING TOUCHDOWNS	2	1
YARDS GAINED RUSHING	316	141
YARDS LOST RUSHING	55	33
NET YARDS PASSING	32	156
COMPLETIONS-ATTEMPTS-INT	1-1-0	10-19-0
AVERAGE PER ATTEMPT	32.0	8.2
AVERAGE PER COMPLETION	32.0	15.6
PASSING TOUCHDOWNS	0	1
TOTAL OFFENSE YARDS	293	264
TOTAL OFFENSE PLAYS	56	53
AVERAGE GAIN PER PLAY	5.2	5.0
FUMBLES: NUMBER-LOST	7-3	0-0
PENALTIES: NUMBER-YARDS	4-45	3-20
PUNTS-YARDS	4-156	6-195
AVERAGE YARDS PER PUNT	39.0	32.5
NET YARDS PER PUNT	32.8	30.0
INSIDE 20	2	1
50+ YARDS	0	0
TOUCHBACKS	0	0
FAIR CATCH	2	1
KICKOFFS-YARDS	3-187	5-318
AVERAGE YARDS PER KICKOFF	62.3	63.6
NET YARDS PER KICKOFF	41.0	41.6
TOUCHBACKS	2	1
PUNT RETURNS: NUMBER-YARDS-TD	4-15-0	1-25-0
AVERAGE PER RETURN	3.8	25.0
KICKOFF RETURNS: NUMBER-YDS-TD	4-85-0	1-14-0
AVERAGE PER RETURN	21.2	14.0
INTERCEPTIONS: NUMBER-YDS-TD	0-0-0	0-0-0
FUMBLE RETURNS: NUMBER-YDS-TD	0-0-0	0-0-0
MISCELLANEOUS YARDS	0	0
POSSESSION TIME	31:19	28:41
1ST QUARTER	6:03	8:57
2ND QUARTER	6:19	8:41
3RD QUARTER	9:34	5:26
4TH QUARTER	9:23	5:37
THIRD-DOWN CONVERSIONS	5 OF 9	5 OF 15
FOURTH-DOWN CONVERSIONS	0 OF 1	1 OF 1
RED-ZONE SCORES-CHANCES	1-1	3-3
TOUCHDOWNS	1-1	1-3
FIELD GOALS	0-1	2-3
SACKS BY: NUMBER-YARDS	3-19	3-38
PAT KICKS	2-2	2-2
FIELD GOALS	0-0	2-2
POINTS OFF TURNOVERS	0	10

Individual Statistics (Penn State)

Rushing	No.	Gain	Loss	Net	TD	LG	AVG
Scott, Nick	12	54	0	54	1	11	4.5
Thomas, J.	7	32	4	28	0	11	4.0
Allen, Mark	6	19	2	17	0	12	2.8
Polk, Brandon	1	14	0	14	0	14	14.0
Hackenberg, C.	5	22	19	3	0	19	0.6
TEAM	3	0	8	-8	0	0	-2.7
Totals...	34	141	33	108	1	19	3.2

Passing	Cmp-Att-Int	Yds	TD	Long	Sack
Hackenberg, C.	10-19-0	156	1	49	3
Totals...	10-19-0	156	1	49	3

Receiving	No.	Yds	TD	Long
Godwin, Chris	4	66	0	49
Wilkerson, B.	2	14	0	7
Gesicki, Mike	1	33	1	33
Scott, Nick	1	22	0	22
Hamilton, D.	1	12	0	12
Carter, Kyle	1	9	0	9
Totals...	10	156	1	49

Tackle Leaders

Player	Solo	Ast	Tot	TFL/Yds	FF	FR-Yd	Int	Sack/Yds
40 Cabinda	6	8	14	2.0-33	.	.	.	2.0/33
5L Lucas	5	3	8
43 Bowen	5	1	6	.	.	1-0	.	.
28 Apke, Troy	1	4	5
15 Haley	3	1	4
42 Reeder, Troy	2	2	4	1.0-2
98 Zettel	2	2	4	1.0-4	1	.	.	.
99 Johnson	1	3	4
1B Brown, Torrence	1	3	4	1.0-2

2015 ARMY WEST POINT FOOTBALL GAME NOTES

10/10/15 | DUKE 44, ARMY 3 | MICHIE STADIUM, WEST POINT, N.Y | ATT: 39,712

SCORE BY QUARTERS

	1st	2nd	3rd	4th	Final
Duke	10	17	3	14	44
Army	0	0	3	0	3

SCORING SUMMARY

Q	Time	Play	DUKE-ARMY
1st	11:07	Martin, 40 field goal	3-0
1st	01:11	Schneider, 9 pass from Sirk (Martin kick)	10-0
2nd	11:01	Boehme, 3 run (Martin kick)	17-0
2nd	06:18	Duncan, 43 run (Martin kick)	24-0
2nd	00:06	Martin, 25 field goal	27-0
3rd	09:00	Grochowski, 22 field goal	27-3
3rd	04:30	Martin, 25 field goal	30-3
4th	12:42	Duncan, 1 run (Martin kick)	37-3
4th	10:18	Boehme, 5 run (Martin kick)	44-3

Individual Statistics (Bucknell)

Rushing	No.	Gain	Loss	Net	TD	LG	AVG
DelMauro, Matt	18	107	2	105	0	26	5.8
Nitti, R.J.	3	4	5	-1	0	4	-0.3
Totals...	21	111	7	104	0	26	5.0

Passing	Cmp-Att-Int	Yds	TD	Long	Sack
Nitti, R.J.	17-33-1	186	2	35	0
Totals...	17-33-1	186	2	35	0

Receiving	No.	Yds	TD	Long
Kaslander, B.	5	74	0	27
Carter, Will	5	54	1	35
DelMauro, Matt	2	21	0	12
Butler, Alan	2	12	0	9
Owers, Andrew	2	7	1	4
Podbielski, A.	1	18	0	18
Totals...	17	186	2	35

TEAM STATISTICS

	DUKE	ARMY
FIRST DOWNS	25	12
RUSHING	8	9
PASSING	14	2
PENALTY	3	1
NET YARDS RUSHING	215	113
RUSHING ATTEMPTS	48	49
AVERAGE PER RUSH	4.5	2.3
RUSHING TOUCHDOWNS	4	0
YARDS GAINED RUSHING	221	212
YARDS LOST RUSHING	6	99
NET YARDS PASSING	243	55
COMPLETIONS-ATTEMPTS-INT	20-30-0	2-6-1
AVERAGE PER ATTEMPT	8.1	9.2
AVERAGE PER COMPLETION	12.1	27.5
PASSING TOUCHDOWNS	1	0
TOTAL OFFENSE YARDS	458	168
TOTAL OFFENSE PLAYS	78	55
AVERAGE GAIN PER PLAY	5.9	3.1
FUMBLES: NUMBER-LOST	0-0	3-1
PENALTIES: NUMBER-YARDS	14-105	4-35
PUNTS-YARDS	8-308	5-176
AVERAGE YARDS PER PUNT	38.5	35.2
NET YARDS PER PUNT	38.4	33.6
INSIDE 20	2	2
50+ YARDS	1	0
TOUCHBACKS	0	0
FAIR CATCH	1	0
KICKOFFS-YARDS	3-167	4-253
AVERAGE YARDS PER KICKOFF	55.7	63.2
NET YARDS PER KICKOFF	38.3	39.5
TOUCHBACKS	1	1
PUNT RETURNS: NUMBER-YARDS-TD	2-8-0	4-1-0
AVERAGE PER RETURN	4.0	0.2
KICKOFF RETURNS: NUMBER-YDS-TD	3-70-0	1-27-0
AVERAGE PER RETURN	23.3	27.0
INTERCEPTIONS: NUMBER-YDS-TD	2-0-0	1-2-0
FUMBLE RETURNS: NUMBER-YDS-TD	0-0-0	0-0-0
MISCELLANEOUS YARDS	-7	0
POSSESSION TIME	24:37	35:23
1ST QUARTER	7:38	7:22
2ND QUARTER	6:55	8:05
3RD QUARTER	5:49	9:11
4TH QUARTER	4:15	10:45
THIRD-DOWN CONVERSIONS	2 OF 12	8 OF 17
FOURTH-DOWN CONVERSIONS	1 OF 1	3 OF 3
RED-ZONE SCORES-CHANCES	1-2	2-3
TOUCHDOWNS	1-2	2-3
FIELD GOALS	0-2	0-3
SACKS BY: NUMBER-YARDS	0-0	0-0
PAT KICKS	0-1	3-3
FIELD GOALS	0-1	0-0
POINTS OFF TURNOVERS	6	0

Tackle Leaders

Player	Solo	Ast	Tot	TFL/Yds	FF	FR-Yd	Int	Sack/Yds
28 Golden, Connor	8	5	13	1.5/2	.	.	2-0	.
42 Pyles, Mark	9	1	10	1.0/2
40 Anderson, A.	2	5	7
29 Richard, Ben	2	5	7	0.5/1
12 Berg, Bret	5	1	6
99 Schumacher, B.	3	3	6	1.0/1

Individual Statistics (Army)

Rushing	No.	Gain	Loss	Net	TD	LG	AVG
Schurr, A.J.	31	115	16	99	2	16	3.2
Asberry, Jordan	4	56	0	56	0	31	14.0
Giachinta, Matt	8	29	0	29	0	5	3.6
Bradshaw, Ahmad	7	28	0	28	0	6	4.0
Harris, Drue	8	23	0	23	0	6	2.9
Trainor, John	1	22	0	22	0	22	22.0
Walker, Joe	2	7	1	6	0	7	3.0
Totals...	61	280	17	263	2	31	4.3

Passing	Cmp-Att-Int	Yds	TD	Long	Sack
Schurr, A.J.	3-8-2	100	1	68	0
Bradshaw, Ahmad	2-2-0	14	0	7	0
Totals...	5-10-2	114	1	68	0

Receiving	No.	Yds	TD	Long
Poe, Edgar	3	100	1	68
Bell, DeAndre	1	7	0	7
Asberry, Jordan	1	7	0	7
Totals...	5	114	1	68

Tackle Leaders

Player	Solo	Ast	Tot	TFL/Yds	FF	FR-Yd	Int	Sack/Yds
39 Timpf, J.	2	4	6	1.0/1
57 Smith, J.	3	2	5	1.5/4
11 King, A.	3	2	5
8 Long, T.	3	2	5	1.0/2
28 Jackson, B.	3	1	4	0.5/1
21 Aukerman	2	2	4
14 Carnegie	3	.	3	.	.	.	1-2	.
59 Voit, J.	2	1	3
20 England, R.	1	2	3
9 Moss, X.	1	2	3

2015 ARMY WEST POINT FOOTBALL GAME NOTES

10/17/15 | ARMY 21, BUCKNELL 14 | MICHIE STADIUM, WEST POINT, N.Y. | ATT: 33,257

SCORE BY QUARTERS

	1st	2nd	3rd	4th	Final
Bucknell	0	14	0	0	14
Army	0	7	7	7	21

SCORING SUMMARY

Q	Time	Play	BUCKNELL-ARMY
2nd	5:28	Carter, 35-yard pass from Nitti (Kick missed)	6-0
2nd	1:52	Schurr, 3-yard run (Grochowski kick)	7-6
2nd	0:26	Owers, 4-yard pass from Nitti (Owers from Nitti)	14-7
3rd	1:43	Schurr, 3-yard run (Grochowski kick)	14-14
4th	4:44	Poe, 68-yard pass from Schurr (Grochowski kick)	21-14

TEAM STATISTICS

	BUCKNELL	ARMY
FIRST DOWNS	14	18
RUSHING	5	14
PASSING	7	3
PENALTY	2	1
NET YARDS RUSHING	104	263
RUSHING ATTEMPTS	21	61
AVERAGE PER RUSH	5.0	4.3
RUSHING TOUCHDOWNS	0	2
YARDS GAINED RUSHING	111	280
YARDS LOST RUSHING	7	17
NET YARDS PASSING	186	114
COMPLETIONS-ATTEMPTS-INT	17-33-1	5-10-2
AVERAGE PER ATTEMPT	5.6	11.4
AVERAGE PER COMPLETION	10.9	22.8
PASSING TOUCHDOWNS	2	1
TOTAL OFFENSE YARDS	290	377
TOTAL OFFENSE PLAYS	54	71
AVERAGE GAIN PER PLAY	5.4	5.3
FUMBLES: NUMBER-LOST	0-0	3-1
PENALTIES: NUMBER-YARDS	14-105	4-35
PUNTS-YARDS	8-308	5-176
AVERAGE YARDS PER PUNT	38.5	35.2
NET YARDS PER PUNT	38.4	33.6
INSIDE 20	2	2
50+ YARDS	1	0
TOUCHBACKS	0	0
FAIR CATCH	1	0
KICKOFFS-YARDS	3-167	4-253
AVERAGE YARDS PER KICKOFF	55.7	63.2
NET YARDS PER KICKOFF	38.3	39.5
TOUCHBACKS	1	1
PUNT RETURNS: NUMBER-YARDS-TD	2-8-0	4-1-0
AVERAGE PER RETURN	4.0	0.2
KICKOFF RETURNS: NUMBER-YDS-TD	3-70-0	1-27-0
AVERAGE PER RETURN	23.3	27.0
INTERCEPTIONS: NUMBER-YDS-TD	2-0-0	1-2-0
FUMBLE RETURNS: NUMBER-YDS-TD	0-0-0	0-0-0
MISCELLANEOUS YARDS	-7	0
POSSESSION TIME	24:37	35:23
1ST QUARTER	7:38	7:22
2ND QUARTER	6:55	8:05
3RD QUARTER	5:49	9:11
4TH QUARTER	4:15	10:45
THIRD-DOWN CONVERSIONS	2 OF 12	8 OF 17
FOURTH-DOWN CONVERSIONS	1 OF 1	3 OF 3
RED-ZONE SCORES-CHANCES	1-2	2-3
TOUCHDOWNS	1-2	2-3
FIELD GOALS	0-2	0-3
SACKS BY: NUMBER-YARDS	0-0	2-5
PAT KICKS	0-1	3-3
FIELD GOALS	0-1	0-0
POINTS OFF TURNOVERS	6	0

Individual Statistics (Bucknell)

Rushing	No.	Gain	Loss	Net	TD	LG	AVG
Duncan, J	8	78	0	78	2	43	9.8
Sirk, T	13	53	0	53	0	6	4.1
Boehme, P	7	27	0	27	2	6	3.9
Powell, S	7	26	0	26	0	6	3.7
Wilson, S	8	24	6	18	0	9	2.2
Ajeigbe, J	2	7	0	7	0	5	3.5
Pierre, N	3	6	0	6	0	5	2.0
Totals...	48	221	6	215	4	43	4.5

Passing	Cmp-Att-Int	Yds	TD	Long	Sack
Sirk, T	17-27-0	197	1	38	0
Boehme, P	3-3-0	46	0	20	0
Totals...	20-30-0	243	1	38	0

Receiving	No.	Yds	TD	Long
Nash, A	5	57	0	19
Powell, S	4	22	0	13
Reeves, D	3	32	0	11
Barnes, J	2	58	0	38
McCaffrey, M	2	37	0	32
Smith, R	2	26	0	18
Schneider, E	1	9	1	9
Duncan, J	1	2	0	2
Totals...	20	243	1	38

Tackle Leaders

Player	Solo	Ast	Tot	TFL/Yds	FF	FR-Yd	Int	Sack/Yds
40 Norman, D	10	1	11	1.0-2	1	.	.	.
27 Edwards, D	6	.	6	1.0-14
43 Bere, T	2	4	6	1.0-6	.	.	.	1.0/6
16 Cash, J	3	1	4	2.0-4	.	1-0	.	.
56 Brown, K	2	2	4
48 Williams, D	2	2	4

Individual Statistics (Army)

Rushing	No.	Gain	Loss	Net	TD	LG	AVG
Harris, Drue	4	47	0	47	0	22	11.8
Schurr, A.J.	10	33	6	27	0	8	2.7
Walker, Joe	4	41	21	20	0	32	5.0
Campbell, Tyler	3	19	0	19	0	11	6.3
Trainor, John	2	16	1	15	0	16	7.5
Kemper, Aaron	5	14	0	14	0	5	2.8
Giachinta, Matt	5	11	0	11	0	3	2.2
TEAM	1	0	7	-7	0	0	-7.0
Bradshaw, Ahmad	15	31	64	-33	0	10	-2.2
Totals...	49	212	99	113	0	32	2.3

Passing	Cmp-Att-Int	Yds	TD	Long	Sack
Bradshaw, Ahmad	2-6-1	55	0	37	0
Schurr, A.J.	0-0-0	0	0	0	1
Totals...	2-6-1	55	0	37	1

Receiving	No.	Yds	TD	Long
White, Kelvin	1	37	0	37
Woolfolk, D.	1	18	0	18
Totals...	2	55	0	37

Tackle Leaders

Player	Solo	Ast	Tot	TFL/Yds	FF	FR-Yd	Int	Sack/Yds
11 King	3	3	6	0.5-2	.	.	.	0.5-2
39 Timpf	2	4	6	1.0-1	.	.	.	1.0-1
8 Long	3	2	5	1.0-2	.	.	.	0.5-2
57 Smith	3	1	4	1.0-2
28 Jackson	3	1	4	0.5-1
21 Aukerman	2	2	4
14 Carnegie	3	.	3	.	.	.	1	.
59 Voit	2	1	3
9 Moss	1	2	3

2015 ARMY WEST POINT FOOTBALL GAME NOTES

10/24/15 | RICE 38, ARMY 31 | RICE STADIUM, HOUSTON, TEXAS | ATT: 24,409

SCORE BY QUARTERS

	1st	2nd	3rd	4th	Final
Army	0	14	7	10	31
Rice	14	10	0	14	38

SCORING SUMMARY

Q	Time	Play	ARMY-RICE
1st	13:38	Dillard 34-yard run (Tobola Kick)	0-7
1st	12:47	Stewart 1-yard run (Tobola Kick)	0-14
2nd	13:14	Bell 16-yard pass from Schurr (Grochowski Kick)	7-14
2nd	3:43	Turner 2-yard run (Tobola Kick)	7-21
2nd	3:01	Schurr 6-yard run (Growchowski Kick)	14-21
2nd	0:00	Tobola 25-yard field goal	14-24
3rd	3:10	Trainor 23-yard run (Growchowski Kick)	21-24
4th	10:37	German 7-yard pass from Jackson (Tobola Kick)	21-31
4th	5:58	Kemper 24-yard run (Growchowski Kick)	28-31
4th	2:13	Grochowski 19-yard field goal	31-31
4th	0:24	Wright 12-yard pass from Jackson (Tobola Kick)	31-38

TEAM STATISTICS	ARMY	RICE
FIRST DOWNS	18	21
RUSHING	14	6
PASSING	1	14
PENALTY	3	1
NET YARDS RUSHING	378	165
RUSHING ATTEMPTS	56	35
AVERAGE PER RUSH	6.8	4.7
RUSHING TOUCHDOWNS	3	3
YARDS GAINED RUSHING	389	176
YARDS LOST RUSHING	11	11
NET YARDS PASSING	18	267
COMPLETIONS-ATTEMPTS-INT	2-10-0	20-30-0
AVERAGE PER ATTEMPT	1.8	8.9
AVERAGE PER COMPLETION	9.0	13.4
PASSING TOUCHDOWNS	1	2
TOTAL OFFENSE YARDS	396	432
TOTAL OFFENSE PLAYS	66	65
AVERAGE GAIN PER PLAY	6.0	6.6
FUMBLES: NUMBER-LOST	2-1	2-2
PENALTIES: NUMBER-YARDS	2-24	8-64
PUNTS-YARDS	5-182	5-216
AVERAGE YARDS PER PUNT	36.4	43.2
NET YARDS PER PUNT	36.2	37.6
INSIDE 20	1	3
50+ YARDS	1	1
TOUCHBACKS	0	1
FAIR CATCH	0	0
KICKOFFS-YARDS	5-325	6-388
AVERAGE YARDS PER KICKOFF	65.0	64.7
NET YARDS PER KICKOFF	42.2	41.5
TOUCHBACKS	2	4
PUNT RETURNS: NUMBER-YARDS-TD	1-8-0	1-1-0
AVERAGE PER RETURN	8.0	1.0
KICKOFF RETURNS: NUMBER-YDS-TD	2-39-0	3-64-0
AVERAGE PER RETURN	19.5	21.3
INTERCEPTIONS: NUMBER-YDS-TD	0-0-0	0-0-0
FUMBLE RETURNS: NUMBER-YDS-TD	0-0-0	0-0-0
MISCELLANEOUS YARDS	0	0
POSSESSION TIME	31:36	28:24
1ST QUARTER	8:23	6:37
2ND QUARTER	5:52	9:08
3RD QUARTER	11:48	3:12
4TH QUARTER	5:33	9:27
THIRD-DOWN CONVERSIONS	4 OF 13	7 OF 14
FOURTH-DOWN CONVERSIONS	0 OF 2	0 OF 0
RED-ZONE SCORES-CHANCES	3-3	5-5
TOUCHDOWNS	2-3	4-5
FIELD GOALS	1-3	1-5
SACKS BY: NUMBER-YARDS	1-4	0-0
PAT KICKS	4-4	5-5
FIELD GOALS	1-1	1-1
POINTS OFF TURNOVERS	10	7

Individual Statistics (Army)

Rushing	No.	Gain	Loss	Net	TD	LG	AVG
Kemper, Aaron	14	129	0	129	1	69	9.2
Schurr, A.J.	23	127	10	117	1	71	5.1
Trainor, John	5	41	0	41	1	23	8.2
Asberry, Jordan	3	41	0	41	0	19	13.7
White, Kelvin	2	24	0	24	0	17	12.0
Giachinta, Matt	4	16	0	16	0	9	4.0
Harris, Drue	3	7	0	7	0	3	2.3
Black, Nicholas	2	4	1	3	0	4	1.5
Totals...	56	389	11	378	3	71	6.8

Passing	Cmp-Att-Int	Yds	TD	Long	Sack
Schurr, A.J.	2-8-0	18	1	16	0
White, Kelvin	0-2-0	0	0	0	0
Totals...	2-10-0	18	1	16	0

Receiving	No.	Yds	TD	Long
Bell, DeAndre	1	16	1	16
White, Kelvin	1	2	0	2
Totals...	2	18	1	16

Tackle Leaders

Player	Solo	Ast	Tot	TFL/Yds	FF	FR-Yd	Int	Sack/Yds
39 Timpf	6	4	10	1.0/1
20 England	7	2	9
28 Jackson	7	1	8
11 King	5	2	7	1.0/3
8 Long	6	.	6	1.0/1
9 Moss	3	2	5

Individual Statistics (Rice)

Rushing	No.	Gain	Loss	Net	TD	LG	AVG
Dillard, Darik	10	91	2	89	1	34	8.9
Walter, Austin	4	39	0	39	0	19	9.8
Stewart, Samuel	8	21	3	18	1	11	2.2
Jackson, Driphu	7	17	4	13	0	7	1.9
Davis, Jowan	4	6	2	4	0	5	1.0
Turner, Luke	2	2	0	2	1	2	1.0
Totals...	35	176	11	165	3	34	4.7

Passing	Cmp-Att-Int	Yds	TD	Long	Sack
Jackson, Driphu	20-30-0	267	2	52	1
Totals...	20-30-0	267	2	52	1

Receiving	No.	Yds	TD	Long
Alaka, Temi	6	98	0	52
Wright, Zach	6	79	1	22
German, Nate	4	56	1	28
Mayden, James	2	17	0	11
Turner, Luke	2	17	0	11
Totals...	20	267	2	52

Tackle Leaders

Player	Solo	Ast	Tot	TFL/Yds	FF	FR-Yd	Int	Sack/Yds
4D Lyons	6	4	10
8 Brown	7	1	8	1.0/2
25 McGaskey	5	2	7	0.5/0
11 Fuhrman	5	1	6
1D Thompson	4	2	6	1.0/1
28 Thomas	4	.	4
44 Womac	3	1	4	1.0/1	1	.	.	.
42 Ellerbee	2	1	3	1.0/2

2015 ARMY WEST POINT FOOTBALL GAME NOTES

11/7/15 | AIR FORCE 20, ARMY 3 | FALCON STADIUM, USAFA, COLO. | ATT: 37,716

SCORE BY QUARTERS

	1st	2nd	3rd	4th	Final
Army	0	0	3	0	3
Air Force	0	10	0	10	20

SCORING SUMMARY

Q	Time	Play	ARMY-AF
2nd	8:30	Strebel 22-yard field goal	0-3
2nd	2:12	Griffin 3-yard pass from Roberts (Strebel kick)	0-10
3rd	4:18	Grochowski 47 yard field goal	3-10
4th	14:55	Strebel 42-yard field goal	3-13
4th	8:11	Griffin 23-yard pass from Roberts (Strebel kick)	3-20

TEAM STATISTICS	ARMY	AF
FIRST DOWNS	9	14
RUSHING	6	9
PASSING	2	5
PENALTY	1	0
NET YARDS RUSHING	124	196
RUSHING ATTEMPTS	44	47
AVERAGE PER RUSH	2.8	4.2
RUSHING TOUCHDOWNS	0	0
YARDS GAINED RUSHING	141	206
YARDS LOST RUSHING	17	10
NET YARDS PASSING	45	156
COMPLETIONS-ATTEMPTS-INT	2-8-0	7-10-0
AVERAGE PER ATTEMPT	5.6	15.6
AVERAGE PER COMPLETION	22.5	22.3
PASSING TOUCHDOWNS	0	2
TOTAL OFFENSE YARDS	169	352
TOTAL OFFENSE PLAYS	52	57
AVERAGE GAIN PER PLAY	3.2	6.2
FUMBLES: NUMBER-LOST	1-0	0-0
PENALTIES: NUMBER-YARDS	4-27	2-20
PUNTS-YARDS	8-330	5-191
AVERAGE YARDS PER PUNT	41.2	38.2
NET YARDS PER PUNT	38.8	37.4
INSIDE 20	4	2
50+ YARDS	1	0
TOUCHBACKS	1	0
FAIR CATCH	3	3
KICKOFFS-YARDS	2-130	5-318
AVERAGE YARDS PER KICKOFF	65.0	63.6
NET YARDS PER KICKOFF	40.0	43.6
TOUCHBACKS	2	4
PUNT RETURNS: NUMBER-YARDS-TD	1-4-0	0-0-0
AVERAGE PER RETURN	4.0	0.0
KICKOFF RETURNS: NUMBER-YDS-TD	0-0-0	0-0-0
AVERAGE PER RETURN	0.0	0.0
INTERCEPTIONS: NUMBER-YDS-TD	0-0-0	0-0-0
FUMBLE RETURNS: NUMBER-YDS-TD	0-0-0	0-0-0
MISCELLANEOUS YARDS	0	0
POSSESSION TIME	29:52	30:08
1ST QUARTER	7:33	7:27
2ND QUARTER	6:54	8:06
3RD QUARTER	7:41	7:19
4TH QUARTER	7:44	7:16
THIRD-DOWN CONVERSIONS	3 OF 14	7 OF 15
FOURTH-DOWN CONVERSIONS	0 OF 1	0 OF 0
RED-ZONE SCORES-CHANCES	0-0	2-2
TOUCHDOWNS	0-0	1-2
FIELD GOALS	0-0	1-2
SACKS BY: NUMBER-YARDS	0-0	2-10
PAT KICKS	0-0	2-2
FIELD GOALS	1-1	2-2
POINTS OFF TURNOVERS	0	0

Individual Statistics (Army)

Rushing	No.	Gain	Loss	Net	TD	LG	AVG
Kemper, Aaron	14	48	1	47	0	10	3.4
Bradshaw, Ahmad	20	58	16	42	0	16	2.1
Asberry, Jordan	5	20	0	20	0	11	4.0
Black, Nicholas	1	6	0	6	0	6	6.0
Giachinta, Matt	2	5	0	5	0	4	2.5
Drake, C.	1	3	0	3	0	3	3.0
Campbell, Tyler	1	1	0	1	0	1	1.0
Totals...	44	141	17	124	0	16	2.8

Passing	Cmp-Att-Int	Yds	TD	Long	Sack
Bradshaw, Ahmad	2-8-0	45	0	33	2
Totals...	2-8-0	45	0	33	2

Receiving	No.	Yds	TD	Long
Poe, Edgar	1	33	0	33
Black, Nicholas	1	12	0	12
Totals...	2	45	0	33

Tackle Leaders

Player	Solo	Ast	Tot	TFL/Yds	FF	FR-Yd	Int	Sack/Yds
11 King	5	6	11	1.0/2
39 Timpf	6	4	10	0.5/1
20 England	4	4	8
9 Moss	4	3	7
57 Smith	3	3	6
28 Jackson	4	1	5	1.0/3	.	.	.	1

Individual Statistics (Air Force)

Rushing	No.	Gain	Loss	Net	TD	LG	AVG
JOHNSON, D.J.	11	47	0	47	0	10	4.3
DRISKELL, Bryan	10	50	5	45	0	28	4.5
WILLIAMS, Tyler	5	39	0	39	0	16	7.8
OWENS, Jacobi	8	38	1	37	0	16	4.6
ROBERTS, Karson	8	24	0	24	0	9	3.0
WASHINGTON, Ben	2	8	0	8	0	5	4.0
TEAM	3	0	4	-4	0	0	-1.3
Totals...	47	206	10	196	0	28	4.2

Passing	Cmp-Att-Int	Yds	TD	Long	Sack
ROBERTS, Karson	7-10-0	156	2	59	0
Totals...	7-10-0	156	2	59	0

Receiving	No.	Yds	TD	Long
BROWN, Garrett	3	90	0	59
GRIFFIN, Garret	3	32	2	23
ROBINETTE, Jale	1	34	0	34
Totals...	7	156	2	59

Tackle Leaders

Player	Solo	Ast	Tot	TFL/Yds	FF	FR-Yd	Int	Sack/Yds
87 Hansen	5	4	9	0.5/1
8 Steelhammer	5	3	8
18 Hicks	2	6	8
25 Ladipo	2	6	8	1
6D Healy	2	5	7
34 Dunn	1	6	7	2.0/9	.	.	.	1.5/9
47 Alexander	3	3	6	1.0/2