

***AIR FORCE***



***HOCKEY***  
***RECORD BOOK***  
***(ENTERING 2025-26 SEASON)***

# FALCONS HOCKEY HISTORY

With the Academy still in its infancy, the dream of hockey at the youngest military academy was born.

In 1958, a group of cadets began an intramural hockey team. Relying on freezing temperatures and the shadows from the dormitory, cadets donned football and lacrosse equipment and played hockey in the courtyard of Vandenberg Hall.

A few years later one of the greatest college hockey coaches ever, Vic Heyliger, became interested in such a fledgling program. With six national championships to his credit at Michigan, the "Father of Air Force Hockey," came to the Academy in 1966 and guided the club team.

At long last came the night of Nov. 29, 1968, when the first hockey game was played at the Cadet Ice Arena. The Falcons defeated the Colorado All-Stars, a collage of former collegiate players, 8-6. The first game was not without its share of quirky moments. During the first shift in the first period, a slap shot was taken and went completely through the "shatter-proof" glass and onto the running track in the multi-purpose area.

The Falcons finally got their first taste of intercollegiate competition in the new arena and it was not pleasant. Notre Dame, another first-year program, swept the Falcons, 8-1 and 5-4. Air Force gained its first home win with a 6-4 win over Ohio State on Jan. 17, 1968.

The program continued to gain momentum, posting its first winning season in 1970-71 with a 15-11-2 record.

However, it was the following season that would be the Falcons' breakthrough

Sear. Heyliger hired his former All-American player at Michigan, John Matchefts, as an assistant coach and the Falcons posted a 25-6 record in 1971-72. A few years later, in Matchefts' first season as head coach, the Falcons posted a 24-5-1 mark for the school's best winning percentage. What will best be remembered from that team is a pair of dramatic one-goal wins over Colorado College.

Matchefts went on to win 154 games in 11 seasons before passing the baton to his former standout, Chuck Delich. Delich, who still ranks 10th in NCAA history in career points per game, shattered every school record in his four years.

After taking over the program in 1985, Delich garnered early success much like his predecessor. In his second season, he posted a 19-10 record, the most wins in 10 years. He then strung together a school-record five consecutive winning seasons in his 12 years while tying the school record with 154 coaching wins. During the Delich years, the Falcons posted a winning record against rival Army, including a 6-1-1 record at home against the Black Knights.

The third decade of Falcon hockey brought several changes to the program. Frank Serratore, who has coached at nearly every level of hockey, took over in 1998. His enthusiastic, disciplined style of hockey injected a new energy into the program. He has led the Falcons to more victories than any other Falcon coach.

In Serratore's 10th season, he took the program to new heights. The Falcons claimed the Atlantic Hockey championship and played Minnesota in the NCAA West

Regional, both firsts for any service academy team. A 4-3 loss to the Gophers only whet the Falcons' appetite. Serratore backed that championship season up with another ring as the Falcons won the AHA title and faced second-ranked Miami in the NCAA Northeast Regional, falling to the RedHawks in overtime.

After knocking on the door twice, the Falcons finally kicked it in with a record-setting season in 2008-09. AFA won a school-record 28 games, won its third straight AHA championship and won its first-ever NCAA game with a win over the storied Michigan Wolverines.

In 2010-11, the Falcons claimed their fourth championship in five years. Another trip to the NCAA Tournament ended with yet another overtime loss, this time a 2-1 loss to top-seeded Yale.

The Falcons added their fifth conference title by beating RIT, 4-0, in the 2011-12 championship game. AFA's season ended in the first round of the NCAA Tournament with a 2-0 loss to No. 1 Boston College, the eventual national champions.

Air Force's sixth conference title marked one of the greatest seasons in school history. The Falcons posted a 27-10-5 overall record, the second most wins in school history. The Falcons won the Atlantic Hockey tournament title and then defeated eighth-ranked Western Michigan in the NCAA East Regional. In the regional final, top-seeded Harvard held off the Falcons, 3-2.

The team's seventh conference title in 12 years came in 2017-18. Picked to win the league, the Falcons suffered an extraordinary number of injuries and were in ninth place on Feb. 1. Air Force battled back to tie for third place. As the No. 5 seed, the Falcons won a best-of-three series at Army and then won the AHA championship.

At the 2018 NCAA West Regional, the Falcons upset No. 1 St. Cloud State, marking the first time the Falcons ever beat the nation's top team. Air Force came up one goal shy of the Frozen Four for the second straight year after a 2-1 loss to eventual national champion Minnesota Duluth.


With its humble beginnings in an outdoor rink relying on the unpredictable Colorado weather, Falcon hockey has grown by leaps and bounds.

## COACHING HISTORY

Coach	Years	Seasons	G	W	L	T	Pct.
Vic Heyliger	1969-74	6	165	85	77	3	.524
John Matchefts	1975-85	11	310	154	150	6	.506
Chuck Delich	1986-97	12	370	154	197	19	.442
Frank Serratore	1998-Pres.	28	1031	472	457	102	.510
<b>Total</b>	<b>---</b>	<b>57</b>	<b>1876</b>	<b>865</b>	<b>881</b>	<b>130</b>	<b>.496</b>



Heyliger



Matchefts



Delich



Serratore

## FALCONS IN THE HALL OF FAME

Having only four head coaches in the history of Falcon hockey, the Air Force Academy is proud to have two former coaches elected to the United States Hockey Hall of Fame: Vic Heyliger and John Matchefts.



VIC HEYLIGER  
HEAD COACH  
1969-1974

Vic Heyliger, the “Father of Air Force Hockey,” came to the Academy in 1966 to coach the Falcons’ club team. In 1968-69, he became the Falcons’ first varsity head coach. In his six seasons at the helm, the Falcons quickly became a competitive hockey program at the Division I level. Heyliger led the Falcons to an 85-77-3 record, including a phenomenal 25-6 record in 1971-72, the fourth season of varsity hockey.

The native of Concord, Mass., will always be regarded as one of the greatest college hockey coaches ever. In 13 seasons as the head coach of his alma mater, Michigan, he led the Wolverines to six NCAA Championships. He led the Wolverines to a 228-61-13 record from 1944-57.

In his fourth season, he led the 1948 Wolverines to a 20-2-1 record and the school’s first NCAA Championship ever. He repeated the feat in 1951 as Michigan posted a 22-4-1 record and defeated Brown, 7-1, in the championship game. That title was Michigan’s first of three straight championships and five in six years. Heyliger was a three-year letterman at Michigan from 1934-37. The outstanding defenseman award at Michigan is named in his honor. Following his playing career at Michigan, he played three seasons in the National Hockey League with the Chicago Blackhawks.

The 1938 graduate of Michigan began his coaching career at the University of Illinois. In four seasons, he guided the Illini to a 59-29-4 record. Heyliger, who was instrumental in the development of the Western Collegiate Hockey Association, was named the National Collegiate Coach of the Year in 1953. After leaving Michigan in 1957, he remained active in hockey as he coached the USA National Team that competed against the Soviet Union and Yugoslavia. In 1962 and 1963, Heyliger coached West Germany in the World Championships and later coached Team USA at the 1966 World Championships.

He was elected to the United States Hockey Hall of Fame in Eveleth, Minn., in September 1974.

Heyliger passed away in 2006.



JOHN MATCHEFTS  
HEAD COACH  
1975-1985

John Matchefts was inducted into the U.S. Hockey Hall of Fame in 1991 and was named to the NCAA’s 50th anniversary hockey team in 1997. Matchefts played on three national championship teams at Michigan under Vic Heyliger from 1951-53. Matchefts earned All-American honors in 1951 and 1953, was twice named to the all-tournament team at the NCAA Championships and was the finals MVP in 1953.

Following his college playing career, Matchefts played on the USA National Team in 1955 and earned a silver medal as an alternate captain with the 1956 USA Olympic Team. After serving as a first lieutenant in the U.S. Marine Corps, Matchefts returned to hockey in 1957 as the head coach at Lincoln High School in Thief River Falls, Minn. While coaching at Lincoln and his alma mater, Eveleth High School, he led the 1959 and 1960 teams to the state tournament and never had a losing season.

The native of Eveleth, Minn., guided the Colorado College hockey program for five seasons and posted a 48-72-2 mark. He was named the 1969 Western Collegiate Hockey Association Coach of the Year.

Matchefts came to the Academy in 1972 as an assistant coach to Heyliger for three seasons. He took over the head coaching duties in 1974. In 11 seasons, Matchefts led the Falcons to a 154-150-6 record from 1974-85. In his first season at Air Force, he led the Falcons to a remarkable 24-5-1 record, the second-best mark in school history. He also paced the Falcons to four winning seasons in his first five years. His 154 wins are tied with Chuck Delich as the second-most career hockey coaching wins in AFA history.

As an assistant coach, Matchefts went back to his hometown to recruit a player who was overlooked by nearly every other Division I school. Four years later, Chuck Delich became Air Force’s all-time leading scorer and one of the most potent offensive players in NCAA history. After spending four seasons as Matchefts’ assistant, Delich succeeded him as the Falcons’ head coach in 1984.

Matchefts passed away in 2013.

# HOCKEY WALL OF FAME

## #4 Gary Batinich

Wing, 1975-78, Eveleth, Minn.




Batinich is the only non-center in the top five career scorers. He ranks fifth in career scoring with 196 points. The native of Eveleth, Minn., led the team in assists as a sophomore with 42, the third-most in AFA history. As a freshman,

Batinich scored the game-winning goal in both of AFA's wins over Colorado College in 1974-75.

Year	GM	Goals	Assists	Points	Pen-Min.
1974-75	29	21	29	50	18-36
1975-76	26	22	42	64	13-27
1976-77	26	22	26	48	7-16
1977-78	23	17	17	34	13-28
<b>Career</b>	<b>104</b>	<b>82</b>	<b>114</b>	<b>196</b>	<b>51-107</b>

## #11 Beau Bilek

Defenseman, 1992-95, Des Moines, Iowa




The captain and MVP of the 1994-95 team, Bilek helped lead the Falcons to consecutive 15-win seasons. Bilek ranks third in career scoring among defensemen and 27th overall. He led the team with 42 points in 1993-94.

The Des Moines, Iowa, native led the Falcon defensemen in points three consecutive seasons. He played four years of professional hockey in the Chicago Blackhawks organization and was a two-time all-star (1997-98 and 1998-99) with the Columbus Chill of the ECHL.

Year	GM	Goals	Assists	Points	Pen-Min.
1991-92	32	10	13	23	12-24
1992-93	30	6	14	20	16-32
1993-94	32	9	33	42	17-34
1994-95	33	8	29	37	19-38
<b>Career</b>	<b>127</b>	<b>33</b>	<b>89</b>	<b>122</b>	<b>64-128</b>

## #7 Frank Daldine

Center, 1983-86, Rochester, Mich.




Daldine is one of only two players in school history to lead the team in points all four years. He led the team in goals three times. Daldine ranks eighth in career scoring with 156 points. The team captain and most valuable player in 1984-85, Daldine helped lead the Falcons to their

first winning season in seven years (1985-86). Originally from Rochester, Mich., Daldine scored 30 or more points every season and tallied 44 points as a junior and senior. He also led the Falcons in power-play goals three times, including a career-best 10 in 1983-84.

Year	GM	Goals	Assists	Points	Pen-Min.
1982-83	28	16	21	37	7-17
1983-84	26	17	14	31	6-12
1984-85	27	28	16	44	12-24
1985-86	28	18	26	44	11-22
<b>Career</b>	<b>109</b>	<b>79</b>	<b>77</b>	<b>156</b>	<b>36-75</b>

## #4 Mark DeGironimo

Center, 1993-96, Billerica, Mass.



DeGironimo ranks 18th on the career scoring list with 131 points in 124 career games. He was the team captain and MVP of the 1995-96 team. As a junior, he led the team with 20 goals and 39 points.

Year	GM	Goals	Assists	Points	Pen-Min.
1992-93	27	6	9	15	6-15
1993-94	32	14	22	36	15-30
1994-95	32	20	19	39	15-38
1995-96	33	17	23	40	14-30
<b>Career</b>	<b>124</b>	<b>57</b>	<b>74</b>	<b>131</b>	<b>50-113</b>

## #5 Chuck Delich

Center, 1974-77, Eveleth, Minn.



Delich is the school's all-time leader in goals and points with 156 and 279, respectively. He holds 14 AFA records and was named the team's most valuable player twice. Delich not only broke the existing career records for goals and points in 1977, he

obliterated them by more than 50 goals and 60 points. He also earned the Academy's Athletic Excellence award in 1976 and 1977. He is the all-time leading goal scorer in NCAA history. Delich spent 16 years in the military, retiring as a major in 1993. He was the head coach from 1985 to 1997. His 154 career coaching wins are tied as the second-most in AFA history. Delich was inducted into the AFA Athletics Hall of Fame in 2011, the third induction class.

Year	GM	Goals	Assists	Points	Pen-Min.
1973-74	27	43	24	67	10-36
1974-75	29	38	26	64	16-40
1975-76	26	44	35	79	17-45
1976-77	27	31	38	69	15-30
<b>Career</b>	<b>109</b>	<b>156</b>	<b>123</b>	<b>279</b>	<b>58-151</b>

## #7 Joe Delich

Forward, 1986-89, Eveleth, Minn.




The younger brother of Chuck, Joe certainly left his own mark on Academy hockey. He is currently tied for 19th in career scoring with 130 points in 113 games (47-83-130). He led the team in assists with 25 in 1987-88 and 31 in 1988-89. In 1987-88, he also led the team in points (42) and led for the lead in goals (17). Delich returned to the Academy as an assistant coach from 1999-2002.

Year	GM	Goals	Assists	Points	Pen-Min.
1985-86	27	6	3	9	3-6
1986-87	29	11	24	35	12-27
1987-88	29	17	25	42	15-32
1988-89	28	13	31	44	20-47
<b>Career</b>	<b>113</b>	<b>47</b>	<b>83</b>	<b>130</b>	<b>50-112</b>

## #5 Joe Doyle

Wing, 1986-89, Weymouth, Mass.



Doyle was part of the first class in AFA history to post four winning seasons. He led the team in goals in 1987-88 and 1988-89 and was named the team MVP in each of those seasons. He ranks 23rd in career scoring with 126 points in 110

games. Doyle returned to the Academy as an assistant coach from 1994-98 and from 2003-06. Doyle was an assistant coach during Frank Serratore's first season and helped the Falcons win 15 games in 1997-98, more than the two previous seasons combined.

Year	GM	Goals	Assists	Points	Pen-Min.
1985-86	27	4	6	10	9-18
1986-87	29	12	18	30	12-24
1987-88	26	17	21	38	11-22
1988-89	28	24	24	48	5-10
<b>Career</b>	<b>110</b>	<b>57</b>	<b>69</b>	<b>126</b>	<b>37-74</b>

## #9 Steve Hall

Center, 1969-71, White Bear Lake, Minn.




Hall currently ranks 17th on Air Force's career scoring list with 136 points in 75 games. He is one of only two Falcons among the top 17 in career scoring to have only played three seasons. He was the captain of Air Force's first varsity team

and led the first two AFA teams in goals. In 1968-69, he led the Falcons with 21 goals, 22 assists and 43 points. He also led the team with 31 goals in 1969-70.

Year	GM	Goals	Assists	Points	Pen-Min.
1968-69	22	21	22	43	18-36
1969-70	25	31	18	49	6-32
1970-71	28	19	25	44	8-16
<b>Career</b>	<b>75</b>	<b>71</b>	<b>65</b>	<b>136</b>	<b>32-94</b>

## #25 Tim Hartje

Forward, 1983-86, Anoka, Minn.



The team co-captain of the 1985-86 team, Hartje helped lead the team to its first winning season in seven years (15-13). In each of the four seasons he played, the team increased its win total.

He is tied for 38th in career scoring with 107 points and 25th in goals with 53. As a senior, he was named the team's MVP as he led the Falcons with 19 goals and four game-winners and was second on the team with 40 points.

Year	GM	Goals	Assists	Points	Pen-Min.
1982-83	28	10	9	19	4-8
1983-84	26	10	10	20	1-2
1984-85	29	14	13	27	5-10
1985-86	28	19	22	40	4-8
<b>Career</b>	<b>111</b>	<b>53</b>	<b>54</b>	<b>107</b>	<b>14-28</b>

Many outstanding hockey players have worn the blue and silver, but these 27 players were selected by the alumni as members of the Falcon Hockey Wall of Fame.

# HOCKEY WALL OF FAME

## #19 Bob Ingraham

*Defense, 1990-93, Georgetown, Mass.*



Bob Ingraham holds the career record for goals by a defenseman with 47 and ranks fourth in career scoring by a defenseman with 116 points. As a senior, he was the team captain of the 1992-93 team and is the only defenseman in school history

to lead the team in goals for a season. In 1990-91, he led the Falcons with 18 goals, the most ever by a blueliner.

Year	GM	Goals	Assists	Points	Pen-Min.
1989-90	27	13	17	30	13-26
1990-91	32	18	22	40	8-24
1991-92	34	14	24	38	10-28
1992-93	20	2	6	8	8-24
<b>Career</b>	<b>113</b>	<b>47</b>	<b>69</b>	<b>116</b>	<b>39-102</b>

## #9 Justin Kieffer

*Center, 1996-99, Brainerd, Minn.*




Kieffer became just the second player in school history to tie or lead the team in goals, assists and points in consecutive seasons. Tied for 13th in career scoring, he was one of just 20 seniors named to Team USA

for the North American College Hockey Championships. He won the Academy Athletic Excellence award in 1998 and the Athletic Achievement award in 1999. The two-time team captain won the Vic Heyliger Award in 1998 and won the Delich Award twice. He was a first-team GTE/CoSIDA academic all-district selection and a third-team academic All-American. In 1998, he led the nation with 14 power-play goals.

Year	GM	Goals	Assists	Points	Pen-Min.
1995-96	33	5	14	19	19-38
1996-97	31	23	11	34	28-74
1997-98	34	24	27	51	37-86
1998-99	35	14	24	38	26-55
<b>Career</b>	<b>133</b>	<b>66</b>	<b>76</b>	<b>142</b>	<b>110-253</b>

## #2 Doug Leibbrand

*Defenseman, 1974-77, Hastings, Minn.*



The team co-captain in 1976-77, Leibbrand ranks second in career scoring among defensemen and is tied for 24th overall in AFA history. He played on the 1974-75 team that posted a 24-5-1 record, the best winning percentage in school history.

Leibbrand led the blueliners in scoring in 1975-76 and 1976-77. He was selected as the team's MVP in 1977 when he tallied 14 goals. His 35 career goals are the second most by any Falcon defenseman.

Year	GM	Goals	Assists	Points	Pen-Min.
1973-74	27	4	14	18	11-22
1974-75	29	8	14	22	20-38
1975-76	26	9	39	48	19-38
1976-77	27	14	23	37	13-26
<b>Career</b>	<b>109</b>	<b>35</b>	<b>90</b>	<b>125</b>	<b>63-124</b>

## #1 Mark Liebich

*Goalie, 1989-92, Rexford, N.Y.*



A four-year letterman, Liebich was just the second goaltender honored on the Wall of Fame. A 1992 graduate, Liebich ranks fourth in games played by a goalie (87) and third in saves (2,551). Among goalies with more than 50 games played, he

ranks fifth in goals-against average (4.05) and tied for seventh in saves percentage (.878). A four-year starter, he won 33 career games. As a sophomore, he posted a career-best 55 saves as the Falcons earned a rare tie with Colorado College, 3-3, in 1989.

Year	GM	SV/%	GA/GAA	SHO
1988-89	17	.881	66/4.27	0
1989-90	19	.886	77/4.40	1
1990-91	21	.865	89/4.60	0
1991-92	30	.871	121/4.24	1
<b>Career</b>	<b>87</b>	<b>.878</b>	<b>353/4.05</b>	<b>2</b>

## #20 Bill Luukkonen

*Defenseman, 1976-79, Eveleth, Minn.*



Luukkonen was the team co-captain in 1979-80 and the team's top scoring defenseman as a junior and senior. In 110 career games, he scored 67 points and ranks 15th on the career scoring list for defensemen.

Year	GM	Goals	Assists	Points	Pen-Min.
1975-76	26	1	2	3	14-28
1976-77	27	3	6	9	8-16
1977-78	26	9	17	26	8-16
1978-79	31	10	19	29	18-36
<b>Career</b>	<b>110</b>	<b>23</b>	<b>44</b>	<b>67</b>	<b>48-96</b>

## #25 Gerry Micheletti

*Defenseman, 1972-75, Hibbing, Minn.*




One of the best defensemen to ever play at the Academy, he is the top scoring defenseman in AFA history and is tied for 21st overall. The Hibbing, Minn., product is one of only four Falcon hockey players to earn the coveted AFA Male

MVP. He earned the award in 1975 as he led the Falcon defense in goals, assists and points for the third consecutive season. Micheletti was the team captain and MVP of the 1974-75 team that posted the best record (24-5-1) in school history. His 95 career assists and 127 career points are the most by any Falcon defenseman.

Year	GM	Goals	Assists	Points	Pen-Min.
1971-72	31	2	11	13	29-74
1972-73	31	10	24	34	38-94
1973-74	24	6	24	30	33-82
1974-75	29	14	36	50	18-36
<b>Career</b>	<b>115</b>	<b>32</b>	<b>95</b>	<b>127</b>	<b>118-286</b>

## #1 Al Morrison

*Goalie, 1972-75, White Bear Lake, Minn.*



The third goaltender to have his photo placed on the Wall of Fame, Morrison still holds the school record with 121 saves in a series vs. Michigan State in 1973. He played more minutes (6,180) and made more saves (3,270) than any other Falcon

goalie. During his four years, the Falcons posted a record of 77-42-1. AFA won 25 games his freshman year and 24 his senior year.

Year	GM	SV/%	GA/GAA	SHO
1971-72	28	.882	103/3.7	0
1972-73	32	.858	187/6.0	1
1973-74	25	.875	108/4.8	1
1974-75	20	.873	82/4.2	2
<b>Career</b>	<b>105</b>	<b>.872</b>	<b>480/4.6</b>	<b>4</b>

## #1 Kim Newman

*Goalie, 1969-71, Eveleth, Minn.*



One of the best goaltenders to ever wear the blue and silver, Newman is one of only two players in school history to be named team MVP three times. A two-time team captain, Newman still holds many AFA records. His .903 career

saves percentage has stood for more than 30 years. The native of Eveleth, Minn., posted 1,166 saves in 1969-70, a mark that may never be broken. As the goalie on AFA's first varsity team (1968-69), Newman led the Falcons to their first winning season (15-11-2 in 1970-71).

Year	GM	SV/%	GA/GAA	SHO
1968-69	22	.939/.882	125/5.68	1
1969-70	25	.1166/.899	131/4.50	2
1970-71	27	.1123/.9075	114/4.10	1
<b>Career</b>	<b>74</b>	<b>.3228/.903</b>	<b>370/5.00</b>	<b>4</b>

## #25 Steve Mullvain

*Defenseman, 1970-73, Richfield, Minn.*



A four-year letterman on defense, Mullvain was the captain of the 1972-73 team.

As a senior, he was named the team's MVP with 23 points in 30 games. He was the first defenseman in AFA history to earn team MVP honors. As a

junior, he scored a career-best 44 points, a record for defensemen that stood until 1975. When he graduated, he was the top scoring defenseman in AFA history and ranked eighth in career scoring for all players.

Year	GM	Goals	Assists	Points	Pen-Min.
1969-70	29	2	13	15	17-34
1970-71	28	7	19	26	20-40
1971-72	31	8	36	44	22-44
1972-73	30	6	17	23	16-35
<b>Career</b>	<b>118</b>	<b>23</b>	<b>85</b>	<b>108</b>	<b>75-153</b>

# HOCKEY WALL OF FAME

## #4 Tom Richards

Center, 1979-82, St. Paul, Minn.



Richards ranks sixth in AFA history with 168 points in 118 career games. He also ranks sixth in career goals with 78. He was the team captain as a senior and led the team in goals (22), assists (20) and points (42) as a junior.

Year	GM	Goals	Assists	Points	Pen-Min.
1978-79	29	6	7	13	2-4
1979-80	31	17	24	41	12-24
1980-81	26	22	20	42	2-4
1981-82	30	22	26	48	11-22
<b>Career</b>	<b>118</b>	<b>78</b>	<b>90</b>	<b>168</b>	<b>27-54</b>

## #19 Robin Robideaux

Center, 1976-79, Silver Bay, Minn.




Robideaux is tied for ninth in career scoring at the Academy with 152 points in 108 games. A team co-captain in 1978-79, he scored 32 or more points in each of his four years. As a senior, he had a career high 43 points.

Year	GM	Goals	Assists	Points	Pen-Min.
1975-76	26	18	19	37	14-28
1976-77	27	19	21	40	26-55
1977-78	25	13	19	32	22-55
1978-79	30	18	25	43	26-62
<b>Career</b>	<b>108</b>	<b>68</b>	<b>84</b>	<b>152</b>	<b>88-200</b>

## #10 Bob Ross

Center, 1969-72, Lakewood, Colo.




Ross was the Academy's career leading scorer for one season, before his record was broken by Dave Skalko. Ross ranks fourth in career scoring with 197 points in 106 games. He still holds the school records for most consecutive games with an assist with a nine-game streak

in 1970. He is also tied for the school record with four goals in a period, five points in a period, two hat tricks in a series and three consecutive hat tricks. A native of Lakewood, Colo., Ross was a member of the first varsity hockey team ever at Air Force.

Year	GM	Goals	Assists	Points	Pen-Min.
1968-69	18	16	19	35	2-7
1969-70	29	17	19	36	6-20
1970-71	28	33	23	56	3-6
1971-72	31	39	31	70	4-8
<b>Career</b>	<b>106</b>	<b>105</b>	<b>92</b>	<b>197</b>	<b>15-41</b>

## #11 Bob Sajevic

Center, 1977-80, St. Paul, Minn.



Sajevic was the third in the stretch of three great AFA scorers to cover nine straight years. He ranks second in career scoring with 228 points in 113 games. The native of St. Paul, Minn., joins Chuck Delich as the only two players in school history to record 100+ goals, 100+ assists and 200+ points. Sajevic led the team in scoring as a sophomore and senior. He still holds the AFA record with nine assists in one series against Hamline in 1977. He is tied for the most hat tricks in a series with two against New Hampshire in 1977 and for the most goals in a period with four against Winnipeg in 1980.

Year	GM	Goals	Assists	Points	Pen-Min.
1976-77	27	15	25	40	1-2
1977-78	25	25	34	59	7-14
1978-79	30	32	33	65	6-12
1979-80	31	35	29	64	13-26
<b>Career</b>	<b>113</b>	<b>107</b>	<b>121</b>	<b>228</b>	<b>27-54</b>

## #5 Dave Skalko

Center, 1970-74, Gilbert, Minn.



Skalko held the career record for points for four years until Chuck Delich broke the record in 1977. He still holds the school record for assists in a season (49 in 1972) and assists in a career (144). Skalko led the team in scoring as a freshman, junior and senior. He is one of three players to lead the team in scoring for more than two seasons. In 1971-72, he led the nation with 76 points.

Year	GM	Goals	Assists	Points	Pen-Min.
1969-70	29	19	34	53	26-68
1970-71	27	16	17	33	18-60
1971-72	31	27	49	76	15-33
1972-73	31	13	44	57	22-47
<b>Career</b>	<b>118</b>	<b>75</b>	<b>144</b>	<b>219</b>	<b>81-208</b>

## #7 Jim Skalko

Center, 1971-74, Gilbert, Minn.



Skalko ranks 12th in career scoring at the Academy with 54 goals, 89 assists and 143 points in 105 games. He was the team captain in 1973-74. As a sophomore, he was second on the team in assists with 34 and fourth with 49 points. His 18 goals as a junior were third on the team. Despite playing just 14 games due to injury as a senior, he recorded 34 points (2.5 points per game). As a senior, he earned the Academy's Athletic Leadership Award.

Year	GM	Goals	Assists	Points	Pen-Min.
1970-71	28	11	12	23	39-97
1971-72	31	15	34	49	12-24
1972-73	32	18	19	37	26-63
1973-74	14	10	24	34	5-10
<b>Career</b>	<b>105</b>	<b>54</b>	<b>89</b>	<b>143</b>	<b>82-194</b>

## #6 Mike Smellie

Right Wing, 1977-80, Detroit, Mich.



Smellie was the team co-captain and most valuable player of the 1979-80 team. He currently ranks seventh in career scoring at the Academy with 77 goals, 89 assists and 166 points in 103 games. At just 5-8, 155 pounds, he used his quickness to rack up back-to-back 50+ point seasons. He led the team with 34 goals and was tied for the lead with 65 points as a junior. He also led the team with five hat tricks and 11 power-play goals that season. As a senior, he collected 55 points to rank second on the team.

Year	GM	Goals	Assists	Points	Pen-Min.
1976-77	27	9	12	21	4-8
1977-78	26	11	14	25	7-14
1978-79	29	34	31	65	6-12
1979-80	21	23	32	55	7-14
<b>Career</b>	<b>103</b>	<b>77</b>	<b>89</b>	<b>166</b>	<b>24-48</b>

## #21 Andy Veneri

Forward, 1991-95, Reading, Mass.




Veneri was the team MVP in 1993-94 and the team co-captain in 1994-95. He led the team in goals as a junior and in power-play and game-winning goals as a senior. He ranks 35th in career points with 112 in 129 career games.

Year	GM	Goals	Assists	Points	Pen-Min.
1991-92	34	6	12	18	15-40
1992-93	30	9	9	18	18-44
1993-94	32	21	20	41	31-66
1994-95	33	20	15	35	23-46
<b>Career</b>	<b>129</b>	<b>56</b>	<b>56</b>	<b>112</b>	<b>87-196</b>

## #21 Todd Zejdlik

Defenseman, 1972-75, Crystal, Minn.



Zejdlik ranks sixth in school history for points by a defenseman with 99 points in 120 games. His defensive play was key to the team's success as he played on two teams that won 20 or more games. Among all players, he ranks 43rd in career scoring.

Year	GM	Goals	Assists	Points	Pen-Min.
1971-72	31	3	13	16	7-14
1972-73	32	9	16	25	11-30
1973-74	27	4	21	25	18-36
1974-75	30	8	25	33	27-54
<b>Career</b>	<b>120</b>	<b>24</b>	<b>75</b>	<b>99</b>	<b>63-134</b>

## TOP 100 SCORERS

<i>NO</i>	<i>NAME, POS</i>	<i>YEARS</i>	<i>GMS</i>	<i>GLS</i>	<i>AST</i>	<i>PTS</i>	<i>PEN/MIN</i>
1.	Chuck Delich, F	1973-77	109	156	123	279	58/151
2.	Bob Sajevic, F	1976-80	113	107	121	228	27/54
3.	Dave Skalko, F	1969-73	118	75	144	219	81/208
4.	Bob Ross, F	1968-72	106	105	92	197	15/41
5.	Gary Batinich, F	1974-78	104	82	114	196	51/107
6.	Tom Richards, F	1978-82	118	78	90	168	27/54
7.	Mike Smellie, F	1976-80	103	77	89	166	28/56
8.	Frank Daldine, F	1983-86	109	79	77	156	36/75
9.	Dave Bunker, F	1970-74	109	82	70	152	41/118
	Robin Robideaux, F	1975-79	108	68	84	152	88/200
11.	Cole Gunner, F	2012-15	156	51	96	147	63/148
12.	Eric Ehn, F	2005-08	133	53	93	146	39/78
13.	Jim Skalko, F	1970-74	105	54	89	143	82/194
14.	Justin Kieffer, F	1996-99	133	66	76	142	110/253
	Andy Berg, F	2000-03	140	64	78	142	59/126
16.	Jacques Lamoureux, F	2009-11	116	79	60	139	38/106
17.	Marlo Mellum, F	1971-75	118	73	65	138	43/146
18.	Steve Hall, F	1968-71	75	71	65	136	32/94
19.	Mark DeGironimo, F	1992-96	124	57	74	131	50/113
20.	Joe Delich, F	1985-89	113	47	83	130	50/112
	John Decker, F	1991-95	128	58	72	130	80/195
22.	Gerry Micheletti, D	1971-75	115	32	95	127	118/286
	John Klimek, F	1984-87	108	48	79	127	45/90
24.	Joe Doyle, F	1985-89	110	57	69	126	37/74
	Chad Demers, F	2012-15	156	48	78	126	30/82
26.	Doug Leibbrand, D	1973-77	109	35	90	125	63/124
	Scott Zwiers, F	2000-03	147	51	74	125	86/188
	Kyle DeLaurell, F	2010-13	143	50	75	125	39/78
29.	Scott Bradley, F	1998-01	145	38	85	123	59/129
30.	Beau Bilek, D	1991-95	127	33	89	122	64/128
31.	Derek Olson, F	1999-02	144	58	63	121	40/91
	Jason Mantaro, C	1988-92	119	48	73	121	60/144
33.	Mark Manney, F	1980-83	100	55	65	120	37/80
34.	Derrick Burnett, F	2008-11	149	33	85	118	44/91
35.	Bob Ingraham, D	1990-93	113	47	69	116	39/102
36.	Mike Henehan, F	1969-73	96	45	68	113	56/139
	Andrew Ramsey, F	2004-07	137	49	64	113	92/241
38.	Andy Veneri, F	1991-95	129	56	56	112	87/196
39.	Jeff Hajner, F	2007-10.	151	44	67	111	83/174
40.	Steve Mullvain, D	1969-73	118	23	85	108	75/153
41.	Eric Rice, F	1990-93	121	57	50	107	69/139
	Tim Hartje, F	1983-86	111	53	54	107	14/28
43.	Chuck Evancevich, F	1977-81	111	55	51	106	44/96
44.	Brian Gornick, F	1999-02	130	45	58	103	39/78
45.	Clayton Cosentino, F	2022-25	150	32	70	102	23-57
46.	Brian Rodgers, F	1999-02	141	41	59	100	63/156
47.	Todd Zejdlik, D	1971-75	120	24	75	99	63/134
48.	Tom Uren, D	1973-77	106	28	70	98	25/98
49.	Kevin Pedersen, F	1972-76	99	51	46	97	27/62
	Matt Fairchild, F	2007-10	156	43	54	97	30/60
51.	Todd Lafortune, F	1993-97	120	53	43	96	61/122
52.	Will Gavin, G	2021-24	122	49	46	95	41/126

## TOP 100 SCORERS

<i>NO</i>	<i>NAME, POS</i>	<i>YEARS</i>	<i>GMS</i>	<i>GLS</i>	<i>AST</i>	<i>PTS</i>	<i>PEN/MIN</i>
53.	John Kruse, F	2010-13	147	39	55	94	14/28
	Erik Baskin, F	2015-18	149	49	45	94	25/61
55.	Daryl Randall, F	1978-82	116	45	47	92	15/30
	Brent Olson, F	2006-09	124	31	61	92	77/148
57.	John Manney, F	1985-88	92	41	50	91	22/44
	Nels Grafstrom, F	1997-00	135	41	50	91	29/60
	Tyler Ledford, F	2015-18	149	22	69	91	28/56
60.	Scott Holm, F	2012-15	146	41	50	91	31/62
61.	Greg Flynn, D	2006-09	137	16	74	90	84/179
	Mike Phillipich, F	2006-09	134	36	54	90	50/111
	Scott Mathis, D	2009-12	154	21	69	90	42/95
64.	Mike Lucca, F	1970-74	118	45	44	89	54/110
	Jordan Himley, F	2015-18	152	44	45	89	30/60
66.	Tim Kirby, D	2009-12	155	26	62	88	44/107
67.	Kyle Haak, F	2016-19	141	42	45	87	39-86
68.	Jim Jirele, F	1985-89	87	45	42	86	20/44
69.	Dan Davies, D	1996-99	119	19	65	84	90/241
70.	Shane Saum, F	2001-04	132	40	43	83	88/223
71.	Bruce Umland, F	1981-84	110	40	42	82	33/79
	Greg Gutterman, F	1985-89	86	38	44	82	52/88
	Tom Murray, F	1968-70	47	35	47	82	22/68
	John Anzelc, D/F	1985-89	114	27	55	82	47/108
	Spanky Leonard, F	2001-04	134	28	54	82	50/100
	Evan Giesler, F	2016-19	156	34	48	82	45-96
77.	Matt Watson, F	1986-90	92	33	48	81	26/70
	Terry Courtney, F	1990-93	117	41	40	81	172/426
	Josh Frider, F	2006-09	151	41	40	81	54/119
80.	Brady Tomlak, F	2017-20	144	27	52	79	50/141
81.	Brandon Koch, D	2020-23	121	18	59	77	34-76
82.	Luke Rowe, D	2020-24	125	21	55	76	62-188
83.	Michael Mayra, D	2006-09	129	10	65	75	88/147
	Adam McKenzie, D	2011-14	146	22	53	75	17/42
	Willie Reim, F	2020-23	114	34	41	75	32-78
<b>86.</b>	<b>Chris Hedden, D</b>	<b>2023-Pres.</b>	<b>112</b>	<b>22</b>	<b>52</b>	<b>74</b>	<b>30-101</b>
87.	Paul Weisgarber, F	2009-12	155	31	42	73	33/66
	Jason Fabian, F	2011-14	151	34	39	73	18/36
89.	Mike Veneri, F	1988-91	83	19	53	72	44/107
90.	Chuck Pribyl, D	1972-75	111	19	52	71	51/118
	Brian Reaney, D	2000-03	127	16	55	71	97/226
	Phil Boje, D	2015-18	145	22	49	71	33/66
93.	Dan McAlister, F	1991-95	121	34	36	70	66/176
	Tony Thomas, F	2011-14	153	28	42	70	39/89
95.	Brian Gineo, D	2004-07	143	22	46	68	41/82
96.	Gordon Curphy, F	1974-78	92	36	31	67	43/97
	Steve Asbell, D	1974-78	81	30	37	67	17/42
	Bill Luukkonen, D	1975-79	110	23	44	67	48/98
	Stephen Carew, D/F	2010-13	148	31	36	67	20/40
100.	Jace Anders, D	1999-02	144	16	50	66	27/54
	A.J. Reid, F	2015-18	143	26	40	66	51/108
	Matt Koch, D	2016-19	131	12	54	66	28-56

*CURRENT PLAYERS IN BOLD ITALIC*

## ACADEMIC ALL-AMERICANS

The Falcon hockey team has had eight players earn 12 Academic All-America honors.

**Justin Kieffer**, a 1999 USAFA graduate, became AFA's first Academic All-American. An operations research major with a 3.7 GPA, Kieffer was named to the CSC Academic All-America third team in 1998.

**Brian Gornick**, a 2002 graduate, was named to the CSC Academic All-America third team in 2002. The forward from St. Paul, Minn., carried a 3.9 grade point average in operations research.

**Mike Polidor**, a 2004 graduate, was named to the CSC Academic All-America team in 2004. The goaltender from Imperial, Pa., carried a 3.9 grade point average in aeronautical engineering.

**Mike Phillipich**, a 2009 graduate, was a third-team CSC Academic All-American in 2009. Phillipich carried a 3.72 GPA in systems engineering management.

**Adam McKenzie**, Class of 2014, was a third-team CSC Academic All-American in 2013 and a second-team selection in 2014. McKenzie carried a 3.84 GPA in aeronautical engineering.

**Kyle Haak**, Class of 2019, was a second-team CSC Academic All-American in 2017, 2018 and 2019. Haak carried a 3.91 GPA with a major in physics and a minor in nuclear strategy

**Dylan Abood** Class of 2018, was a third-team CSC Academic All-American in 2018. Abood had a 3.85 GPA with a major in electrical engineering.

**Sam Brennan** Class of 2024, was a third-team CSC Academic All-American in 2023 and 2024. He had a 3.91 GPA with a major in computer science

**Guy Blessing** Class of 2025, was a third-team CSC Academic All-American in 2025. He had a 3.80 GPA with a major in aeronautical engineering.

*\* CSC (College Sports Communicators) was formally known as CoSIDA until 2022*

---

## AHCA All-American Scholars

**2016-17 (13):** Dylan Abood, Erik Baskin, Phil Boje, Evan Fenno, Kyle Haak, Jordan Himley, Johnny Hrabovsky, Matt Koch, Jonathan Kopacka, Ben Kucera, Tyler Ledford, Matt Serratore, Pierce Pluemer. *Note: 3.50 minimum*

**2017-18 (13):** Dylan Abood, Dan Bailey, Erik Baskin, Billy Christopoulos, Evan Fenno, Evan Giesler, Kyle Haak, Jordan Himley, Matt Koch, Jonathan Kopacka, Tyler Ledford, Matt Serratore, Pierce Pluemer. *Note: 3.50 minimum*

**2018-19 (7):** Billy Christopoulos, Carter Ekberg, Evan Fenno, Kyle Haak, Matt Koch, Pierce Pluemer, Matt Serratore. *Note: 3.50 minimum*

**2019-20 (1):** Pierce Pluemer. *Note: 3.75 minimum*

**2020-21 (6):** Erik Anderson, Sam Brennan, Shawn Knowlton, Brandon Koch, Luke Robinson, Dalton Weigel *Note: 3.60 minimum each semester*

**2021-22 (5):** Guy Blessing, Sam Brennan, Brandon Koch, Andrew Kruse, Luke Robinson. *Note: 3.75 minimum each semester*

**2022-23 (5):** Guy Blessing, Sam Brennan, Brandon Koch, Andrew Kruse, Luke Robinson *Note: 3.75 minimum each semester*

**2023-24 (3):** Sam Brennan, Luke Robinson, Holt Oliphant. *Note: 3.75 minimum each semester*

**2024-25 (2):** Holt Oliphant, Brendan Gibbons. *Note: 3.75 minimum each semester*

## ACADEMIC HONORS

### CSC ACADEMIC

#### ALL-DISTRICT

Justin Kieffer, 1998

Brian Gornick, 2002

Jeff Zurick, 2002

Mike Polidor, 2003 and 2004

Frank Schiavone, 2008

Mike Phillipich, 2009

Adam McKenzie, 2013 and 2014

Kyle Haak, 2017, 2018, 2019

Dylan Abood, 2017 and 2018

Matt Koch, 2019

Sam Brennan, 2023 and 2024

Brandon Koch, 2023

Luke Robinson, 2023 and 2024

Holt Oliphant, 2024, 2025

Guy Blessing, 2024, 2025

Brendan Gibbons, 2025

### NCAA POSTGRADUATE

#### SCHOLARSHIP

Brian Gornick, 2002

Pierce Pluemer, 2020

Luke Robinson, 2024

#### DEREK HINES AWARD

Mike Phillipich, 2009

Dylan Abood, 2018

Luke Robinson, 2024

#### NCAA SPORTSMANSHIP AWARD

Matt Fairchild, 2009

#### USAF CADET OF THE YEAR

Kyle Haak, 2018

## ALL-AMERICANS



Eric Ehn

### **#24 Eric Ehn, C, 2005-08, Dexter, Mich. - 2007 All-American**

Eric Ehn, class of 2008, was Air Force's first ever All-American, earning the honor in 2007. Ehn, a junior, was named to the American Hockey Coaches Association (AHCA) East second team. Ehn also earned first-team All-American honors by Inside College Hockey.com and U.S. College Hockey Online. Ehn was second in the nation in scoring with 24 goals, 40 assists and 64 points (1.60 per game) in 40 games, just .08 points behind the national leader (Michigan's T.J. Hensick). Ehn became the first ever service academy player to earn AHCA All-America honors. He was also the first ever player from the Atlantic Hockey Association or the College Hockey America conference to be named to the team. One of three finalists for the Hobey Baker Award, Ehn was also first-team all-AHA and was the AHA Player of the Year. He set a new league record with 45 points (16-29-45) in 28 conference games. Ehn scored in 31 of the 40 games and became the first Falcon in 27 years to score more than 60 points. His 40 assists were the most by a Falcon in 31 years as he helped lead the Falcons to their first ever conference title in 2007 and the team's first ever trip to the NCAA Tournament. The season ended with a gut-wrenching loss to top-seeded Minnesota in the NCAA West Regional in Denver.



Jacques Lamoureux

### **#21 Jacques Lamoureux, C, 2009-11, Grand Forks, N.D. - 2009 All-American**

Jacques Lamoureux, class of 2011, earned All-America honors in 2009. Lamoureux was a first-team All-American by Inside CollegeHockey.com and was named to the American Hockey Coaches Association (AHCA) East second team. In his sophomore season, he helped lead the Falcons to their third straight AHA championship and NCAA appearance. In the Falcons' record-setting season of 2008-09, Lamoureux helped lead the Falcons to their first ever win in the NCAA Tournament, a 2-0 victory over top-seeded Michigan in the NCAA East Regional. He led the nation with 33 goals, 15 power-play goals and nine game-winners. He was also second in the nation with 53 points (1.29 per game) and was named the AHA Player of the Year. In 28 league games, he led the Atlantic Hockey Association with 38 points, 23 goals, 12 power play goals and five game winners. He scored the first goal, and eventual game-winner, in the 2-0 win over Mercyhurst in the AHA championship game, March 21. Six days later, he scored AFA's second goal in the 2-0 win over third-ranked Michigan in the NCAA East Regional as he was named to the NCAA East Regional all-tournament team.



Greg Flynn

### **#4 Greg Flynn, D, 2006-09, Lino Lakes, Minn. - 2009 All-American**

Greg Flynn, class of 2009, earned All-America honors in his senior season of 2009. Flynn was a third-team InsideCollegeHockey.com All-American, a first-team all-AHA selection and was named the league's best defenseman. The top scoring defenseman in the nation with 1.02 points per game (7-35-42 in 41 games), he was the only defenseman in the nation to average more than a point per game. He led the AHA and ranked fifth in the nation in assists by all players (0.85 per game). His +19 in league games was the best by an AHA defenseman. He was a +22 in all games. In the third and deciding game of the AHA Quarterfinals vs. Sacred Heart, he tied his career highs with two goals and four points. Then, in the NCAA East Regional, he assisted on both goals in the 2-0 win over Michigan and earned NCAA East Regional all-tournament team honors.



Tim Kirby

### **#25 Tim Kirby, D, 2009-12, Austin, Minn. - 2012 All-American**

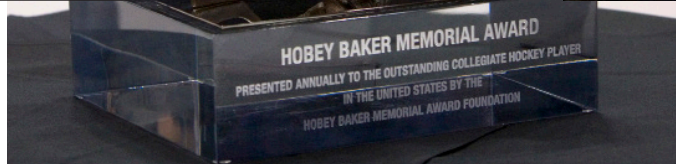
Tim Kirby, class of 2012, earned All-America honors in his senior season. Kirby was named to the InsideCollegeHockey.com All-America third-team. Kirby was also named to the AHCA/CCM Hockey All-America East second team (coaches) and was a second-team USCHO.com All-American. Kirby was the Atlantic Hockey Association Player of the Year, Defenseman of the Year and a first-team all-league and all-tournament team selection. He tied for third in the nation in goals by a defenseman with 12 and was 19th in the nation in points by a defenseman with 28 (0.72 per game, 12-16-28). Kirby led Atlantic Hockey in points by a defenseman in all games (0.72 per game). He played in every game in his career, breaking the Air Force Academy record with 155 consecutive games played. He ranks ninth in school history for points by a defenseman (26-62-88). His 26 career goals are the fifth most in school history among defensemen.



## THE FALCONS AND THE HOBEY



Eric Ehn (left) with Notre Dame goalie David Brown and North Dakota forward Ryan Duncan, the eventual winner, at the 2007 Hobey Baker Memorial Trophy presentation in St. Louis, Mo.



At the 2007 Hobey Baker Memorial Trophy presentation in St. Louis, Mo., ESPN's Clay Matvick interviews Falcon forward Eric Ehn in the nationally televised event on ESPNU.

Since 2007, Air Force has had three players named as finalists for the Hobey Baker Memorial Trophy, more than any other Atlantic Hockey Association team during that span.

Eric Ehn in 2007, Jacques Lamoureux in 2009 and Tim Kirby in 2012 were all among the 10 finalists for the award that is presented to the nation's top collegiate hockey player.

In 2007, Ehn became the first service academy player to ever be named a finalist for the Hobey Baker Memorial Award. Not only was Ehn one of 10 finalists, he was chosen as one of the final three, The Hobey Hat Trick. The junior center from Dexter, Mich., was invited to the NCAA Frozen Four in St. Louis for the awards presentation. Ehn was joined at the awards ceremony by Notre Dame goaltender David Brown and North Dakota forward Ryan Duncan, who won the award.

Two years later, sophomore center Jacques Lamoureux was named as one of 10 finalists for the Hobey, making Air Force one of only seven schools (Boston University, Miami, Michigan, North Dakota, Princeton and St. Cloud) to have two Hobey finalists in that three-year span. Lamoureux did not make the final three as three players from the Hockey East Conference were invited. Boston University's Matt Gilroy won the award.

In 2012, defenseman Tim Kirby was named one of 10 finalists for the Hobey Baker Memorial Trophy. Kirby was one of only three defensemen, and the first blueliner in school history, named as a finalist. Minnesota-Duluth forward Jack Connolly won the award.



**2006-07 Hobey finalists:** Drew Bagnall, St. Lawrence; David Brown, Notre Dame; John Curry, Boston Univ.; Nathan Davis, Miami; Ryan Duncan, North Dakota; **Eric Ehn, Air Force**; Bobby Goepfert, St. Cloud State; T.J. Hensick, Michigan; David Jones, Dartmouth; Scott Parse, Nebraska-Omaha



**2008-09 Hobey finalists:** Louie Caporusso, Michigan; Matt Gilroy, Boston Univ.; Chad Johnson, Alaska; Zane Kalemba, Princeton; **Jacques Lamoureux, Air Force**; Jamie McBain, Wisconsin; David McIntyre, Colgate; Viktor Stalberg, Vermont; Brad Thiessen, Northeastern; Colin Wilson, Boston Univ.



**2011-12 Hobey finalists:** Spencer Abbott, Maine; Jack Connolly, Minnesota-Duluth; Brian Dumoulin, Boston College; Troy Grosenick, Union; Shawn Hunwick, Michigan; **Tim Kirby, Air Force**; Torey Krug, Michigan State; Justin Schultz, Wisconsin; Austin Smith, Colgate; Reilly Smith, Miami.

## NATIONAL HONORS

### FALCONS ON NCAA REGIONAL ALL-TOURNAMENT TEAMS


Goaltender Andrew Volkening was the first Falcon to be named to an NCAA all-tournament team, and is the only Falcon to earn the honor twice. In 2008, he made 30 saves against top-seeded Miami, including several acrobatic stops.

In 2009, Volkening was joined on the team by Jacques Lamoureux, Sean Bertsch and Greg Flynn. Volkening made 43 saves to blank third-ranked Michigan, 2-0. He came back the next night and made 32 stops in a double-overtime loss to 10th-ranked Vermont.

Lamoureux scored a goal against Michigan to seal the win and Bertsch had a goal and assist against Vermont. Flynn assisted on both goals vs. Vermont and was a physical presence on defense in both games.

In 2017, forward Kyle Haak and defenseman Phil Boje were named to the East Regional all-tournament team. Haak had five points (1-4-5) in the two games while Boje had four assists and four blocked shots.

In 2018, goalie Billy Christopoulos and forward Tyler Ledford were named to the West Regional all-tournament team. Ledford scored two goals in the 4-1 win over No. 1 St. Cloud State in the regional semifinal. Christopoulos stopped 63 of the 66 shots he faced in the two games, including 39 in the win over St. Cloud State.



# NATIONAL HONORS

## SENIOR CLASS AWARD

An acronym for Celebrating Loyalty and Achievement for Staying in School®, the Senior CLASS Award is given annually to the most outstanding senior student-athlete in NCAA Division I men's ice hockey. To be eligible for the award, a student-athlete must be a senior and have notable achievements in four areas of excellence – community, classroom, character and competition.

The award began in 2001 in the sport of men's basketball. Outstanding student-athletes are now honored in 10 sports, including men's hockey which began in 2007.

Air Force has had a finalist 11 of the 14 years, more than any other school in the nation and the Falcons have had two winners.

Billy Devoney was AFA's first finalist in 2007. He was followed by Frank Schiavone (2008), Mike Phillipich (2009), Matt Fairchild (2010), Jacques Lamoureux (2011), Paul Weisgarber (2012), Stephen Carew (2013), Chad Demers (2014), Johnny Hrabovsky (2017), Dylan Abood (2018) and Kyle Haak (2019)

Lamoureux became the first Falcon in any sport to win the prestigious award. In 2019, Haak became the second Falcon in any sport to win the award.

One of the top goal scorers in the nation, Lamoureux maintained a 3.76 grade point average in his management major and was very active in the community.

Haak carried a 3.90 grade point average as a physics major with a minor in nuclear strategy. He tied for the team lead with 12 goals in 2019.

**Devoney**, a defenseman from Buffalo Grove, Ill., carried a 3.01 cumulative grade point average and was the team captain as a senior. The defenseman was on the dean's list four times. 2007

**Schiavone**, a defenseman from Oceanside, N.Y., carried a 3.6 cumulative grade point average and a 3.8 GPA in his major of management. He was on the dean's list every semester. 2008

**Phillipich**, a right winger from Lansing, Mich., carried a 3.77 overall grade point average and a 3.87 GPA in his major. His was on the dean's list every semester. 2009

**Fairchild**, a left winger from Ashburn, Va., carried a 3.55 overall grade point average and a 3.65 GPA in his major of systems engineering management. He was on the dean's list every semester. 2010

**Lamoureux**, a forward from Grand Forks, N.D., carried a 3.03 grade point average and had a 3.76 GPA in his major. He was on the dean's list three times and one of the top goal scorers in the country. 2011

**Weisgarber**, a forward from Fargo, N.D., carried a 3.95 GPA in his major of management and had a 3.60 cumulative GPA. A team captain, he was on the dean's list every semester. 2012

**Carew**, a forward from Eden Prairie, Minn., carried a 3.14 cumulative GPA and had a 3.51 GPA in his major of management. A team captain, he was on the dean's list four times. 2013

**Demers**, a forward from Grafton, N.D., carried a 3.26 cumulative GPA and had a 3.80 GPA in his major of management. A team captain, he was on the dean's list four times. 2014

**Hrabovsky**, a defenseman from Hummelstown, Pa., had a 3.13 cumulative GPA and had a 3.43 GPA in his major of systems engineering. He was a team captain and all-conference defenseman. 2017

**Abood**, a defenseman and team captain from Centennial, Colo., had a 3.85 GPA as an electrical engineering major. The team captain he became the first Falcon to win four awards at the team banquet. 2018

**Haak**, a forward from Okemos, Mich., had a 3.90 GPA as a physics major. A team captain, he was on the superintendent's list every semester and an academic All-American. 2019



*In the fall of 2022, the award was paused*



## HOCKEY HUMANITARIAN AWARD WINNER - CHRIS DYLEWSKI

Chris Dylewski, class of 2016, was named the recipient of the prestigious Hockey Humanitarian Award, presented by BNY Mellon Wealth Management. The award was presented to Dylewski at the Tampa Theatre as part of the 2016 Frozen Four in Tampa, Fla. In addition to the trophy, Dylewski received a \$2,500 check for RISE, Inc.

The award recognizes college hockey's finest citizen — a student-athlete who makes significant contributions not only to his or her team, but also to the community-at-large through leadership in volunteerism. Presented since 1996, the award is open to players from Divisions I, II and III.

A goaltender, Dylewski's achievements in the Cadet Wing and in the Colorado Springs community are unparalleled. From being a Division I athlete double majoring in international history and political science, to founding a nonprofit organization and two cadet clubs, Dylewski's achievements are more than impressive.

The Colorado Springs native founded RISE, Inc. in 2014, which seeks to develop ethical and inspirational leadership skills in young people who have a passion for serving their community. RISE accomplishes this mission by supporting young people through the process of running their own community service projects, and providing a mentoring, advisory, and support program to build these skills in the young person along the way.

The group places an emphasis on supporting underprivileged youth. One RISE project was a Cadet Wing shoe drive, which collected more than 900 pairs of shoes that were then donated to needy families in Colorado Springs — the project is now an annual effort. In 2015, Dylewski created an Air Force cadet club, Operation Safe, which is committed to raising awareness within the USAFA about important humanitarian issues like sex trafficking.

Dylewski was also the recipient of Spirit of the Springs award, presented by Colorado Springs Mayor John Suthers. He was honored for his leadership in arranging for the Academy's Cadet Ice Arena to be the practice ice for a Wounded Warrior sled hockey team. Dylewski, along with several other cadets, assisted the sled hockey team with everything from equipment management to sled preparation and repair to coaching on the ice.

As a sophomore, moved by a classmate who committed suicide, he founded a program that produces an annual Guide to Cadet Life for freshman cadets to help them adjust to Academy life. The publication has been produced for three straight years; it is seen as a valuable tool for acclimating to a difficult first year at the Air Force Academy.

Dylewski was the lead on several community outreach programs with the hockey team. He worked with the Juvenile Diabetes Research Foundation's Walk for the Cure and made numerous trips to elementary schools, reading to children and talking about the importance of education. In addition, he volunteered with the following: Blue Star Mothers of America, Special Olympics programs in several states, elementary schools and nursing homes, the Oklahoma Aquarium and various community centers. Dylewski also participated in cleanup projects, including one that targeted the Air Force Academy Memorial Wall, honoring graduates who fall in the line of duty.



“Chris is a vital member of our team who sets the tone in practice, in the weight room and in team meetings,” head coach Frank Serratore said. “Despite not seeing a lot of ice time on Friday and Saturday, he absolutely makes us a better team with his work ethic Monday through Thursday. Nobody works harder than Chris. He has been a great mentor on a team with so many young players. He is an excellent student at a challenging academic school. He does everything that being a Division 1 athlete entails, while being an excellent leader in the cadet wing and in the community. No one has spare time here at the Air Force Academy, but he finds a way. That’s what makes him so remarkable.”

Militarily, Dylewski held the highest possible military rank and position in each of the first three cadet years, including a stint as Cadet Wing Command Chief, where he was directly responsible for 3,000 of his fellow officer candidates. In 2015-16, Dylewski took on the role of Squadron Character Officer, where he oversaw all of the community service and character development activities of a 100-person cadet squadron. He was also chief editor of *Icarus: United States Air Force Academy Literary Journal* and leads a Mellon Grant-funded initiative – the Democratic Dialogue Project – to bring together military cadets and civilian college students for a dialogue on civilian-military relations.

## TEAM MVPS

1968-69 ..... Kim Newman, So., G  
 1969-70 ..... Kim Newman, Jr., G  
 1970-71 ..... Kim Newman, Sr., G  
 1971-72 ..... Bob Ross, Sr., C  
 1972-73 ..... Steve Mullvain, Sr., D  
 1973-74 ..... Chuck Delich, Fr., C  
 1974-75 ..... Gerry Micheletti, Sr., D  
 1975-76 ..... Chuck Delich, Jr., C  
 1976-77 ..... Doug Leibbrand, Sr., D  
 1977-78 ..... Bob Sajevic, So., C  
 1978-79 ..... Tom Talbot, Sr., G  
 1979-80 ..... Mike Smellie, Sr., F  
 1980-81 ..... Mike Drake, Jr., G  
 1981-82 ..... Mike Drake, Sr., G  
 1982-83 ..... Dave Leibbrand, Sr., G  
 1983-84 ..... Bruce Umland, Sr., F  
 1984-85 ..... Frank Daldine, Jr., F  
 1985-86 ..... Tim Hartje, Sr., F  
 1986-87 ..... John Manney, jr., F  
 1987-88 ..... Joe Doyle, Jr., F  
 1988-89 ..... Joe Doyle, Sr., F  
 1989-90 ..... Matt Watson, Sr., F  
 1990-91 ..... Mike Parent, Sr., D  
 1991-92 ..... Mark Liebich, Sr., G  
 1992-93 ..... Eric Rice, Sr., F  
 1993-94 ..... Andy Veneri, Jr., F  
 1994-95 ..... Beau Bilek, Sr., D  
 1995-96 ..... Mark DeGironimo, Sr., F  
 1996-97 ..... Todd Lafortune, Sr., F  
 \*1997-98 ..... Justin Kieffer, Jr., F  
 \*1998-99 ..... Justin Kieffer, Sr., F  
 \*1999-00 ..... Marc Kielkucki, Jr., G  
 \*2000-01 ..... Marc Kielkucki, Sr., G

\*2001-02 ..... Derek Olson, Sr., F  
 \*2002-03 ..... Andy Berg, Sr., F  
 \*2003-04 ..... Spanky Leonard, Sr., F  
 \*2004-05 ..... Brandon Merkosky, So., F  
 ..... Peter Foster, So., G  
 \*2005-06 ..... Eric Ehn, So., F  
 \*2006-07 ..... Eric Ehn, Jr., F  
 \*2007-08 ..... Andrew Volkening, So., G  
 \*2008-09 ..... Andrew Volkening, Jr., G  
 \*2009-10 ..... Andrew Volkening, Sr., G  
 \*2010-11 ..... Jacques Lamoureux, Sr., F  
 \*2011-12 ..... Tim Kirby, Sr., D  
 \*2012-13 ..... Kyle De Laurell, Sr., F  
 \*2013-14 ..... Cole Gunner, Jr., F  
 \*2014-15 ..... Cole Gunner, Sr., F  
 \*2015-16 ..... Shane Starrett, Fr., G  
 \*2016-17 ..... Shane Starrett, So., G  
 \*2017-18 ..... Billy Christopoulos, Jr., G  
 \*2018-19 ..... Billy Christopoulos, Sr., G  
 \*2019-20 ..... Alex Schilling, So., G  
 \*2020-21 ..... Willie Reim, So., F  
 \*2021-22 ..... Alex Schilling, Sr., G  
 \*2022-23 ..... Willie Reim, Sr., F  
 \*2023-24 ..... Will Gavin, Sr., F  
 2024-25..... Clayton Cosentino, Sr., F

*\* Beginning in 1997-98, the MVP award was named the Chuck Delich Award in honor of the Academy's all-time leading scorer.*

# ACADEMY AWARD WINNERS

## The Big Six

The Air Force Academy honors six cadet-athletes at the end of each academic year for their performance. The six categories are Most Valuable Male and Female Athletes, Scholar-Athlete, Athletic Leadership, Athletic Excellence and Outstanding Athletic Achievement. From 1969-98, nine Falcon hockey players were honored in 29 years. Since 1999, 18 hockey players have claimed Big Six honors. The Falcon hockey program claimed the Most Valuable Male Athlete Award four straight years and five of the last 12 years.

### MALE MVP

1974-75 Gerry Micheletti  
2001-02 Brian Gornick  
2006-07 Eric Ehn  
2008-09 Jacques Lamoureux  
2009-10 Andrew Volkening  
2010-11 Jacques Lamoureux  
2011-12 Tim Kirby

### ATHLETIC

### LEADERSHIP AWARD

1973-74 Jim Skalko  
2006-07 Billy Devoney  
2007-08 Frank Schiavone  
2011-12 Paul Weisgarber  
2017-18 Dylan Abood

### SCHOLAR-ATHLETE AWARD

2003-04 Mike Polidor  
2008-09 Mike Phillipich  
2018-19 Kyle Haak  
2024-25 Guy Blessing

### ATHLETIC

### ACHIEVEMENT AWARD

1971-72 Bob Ross  
1972-73 Dave Skalko  
1978-79 Tom Talbot  
1985-86 Frank Daldine  
1998-99 Justin Kieffer  
2008-09 Greg Flynn  
2018-19 Billy Christopoulos

### ATHLETIC

### EXCELLENCE AWARD

1975-76 Chuck Delich  
1976-77 Chuck Delich  
1979-80 Bob Sajevic  
1997-98 Justin Kieffer  
2013-14 Adam McKenzie

---

Dave Skalko, class of 1973, became the only Air Force hockey player to lead the nation in scoring. As a junior in 1971-72, he tallied 76 points (27-49-76) in leading the Falcons to a 25-6 overall record. Skalko led the team in scoring three times and still holds the season (49) and career (144) assists records. He held the career scoring title from 1973-77 and still ranks third on the career scoring list with 219 points (75-144-219) in 118 games.



# ALL-CONFERENCE

## 1999-2000 (CHA)

**Brian Gornick, So., F**  
Second Team  
**Andy Berg, Fr., F**  
All-Rookie Team  
CHA Rookie of the Year

## 2000-01 (CHA)

**Scott Bradley, Sr., F**  
CHA Student-Athlete of the Year  
**Marc Kielkucki, Sr., G**  
First Team  
CHA Player of the Year  
**Brian Gornick, Jr., F**  
First Team  
**Andy Berg, So., F**  
Second Team  
**Joe Locallo, Fr., D**  
All-Rookie Team

## 2001-02 (CHA)

**Brian Gornick, Sr., F**  
CHA Student-Athlete of the Year  
**Derek Olson, Sr., F**  
First Team  
**Zach Sikich, Fr., G**  
All-Rookie Team  
**Andy Berg, Jr., F**  
CHA All-Tournament Team

## 2002-03 (CHA)

**Andy Berg, Sr., F**  
Second Team  
**Brian Reaney, Sr., D**  
Second Team

## 2003-04 (CHA)

**Mike Polidor, Sr., G**  
CHA Student-Athlete of the Year

## 2004-05 (CHA)

**Brian Gineo, So., D**  
Second Team  
**Matt Charbonneau, Fr., D**  
All-Rookie Team  
**Eric Ehn, Fr., F**  
All-Rookie Team

## 2005-06 (CHA)

**Brooks Turnquist, Sr., D**  
Student-Athlete of the Year  
**Eric Ehn, So, F**  
Second Team  
**Michael Mayra, Fr., D**  
Second Team  
All-Rookie Team

## 2006-07 (AHA)

**Eric Ehn, Jr., F**  
First Team  
Player of the Year  
**Andrew Ramsey, Sr., F**  
Second Team  
**Mike Phillipich, So., F**  
Tournament MVP  
All-Tournament Team  
**Billy Devoney, Sr., D**  
All-Tournament Team  
**Andrew Volkening, Fr., G**  
All-Tournament Team

## 2007-08 (AHA)

**Greg Flynn, Jr., D**  
Second Team  
**Eric Ehn, Sr., F**  
Third Team  
**Brent Olson, Jr., F**  
Tournament MVP  
All-Tournament Team  
**Andrew Volkening, So., G**  
All-Tournament Team  
**Matt Charbonneau, Sr., D**  
All-Tournament Team

## 2008-09 (AHA)

**Jacques Lamoureux, So., F**  
First Team  
AHA Player of the Year  
**Greg Flynn, Sr., D**  
First Team  
AHA Defenseman of the Year  
AHA All-Tournament Team  
**Andrew Volkening, Jr., G**  
First Team  
AHA All-Tournament Team  
**Matt Fairchild, Jr., F**  
Third Team  
AHA Tournament MVP  
AHA All-Tournament Team  
**Scott Mathis, Fr., D**  
All-Rookie Team  
AHA All-Tournament Team

## 2009-10 (AHA)

**Jacques Lamoureux, Jr., F**  
First Team  
**Tim Kirby, So., D**  
First Team  
**Andrew Volkening, Sr., G**  
Second Team

## 2010-11 (AHA)

**Tim Kirby, Sr., F**  
Third Team  
All-Tournament Team  
**Jacques Lamoureux, Sr., F**  
Second Team  
All-Tournament Team  
Tournament MVP  
**Scott Mathis, Jr., D**  
First Team  
All-Tournament Team  
**Adam McKenzie, Fr, D**  
All-Rookie  
**Jason Torf, Fr., G**  
All-Rookie  
All-Tournament Team

## 2011-12 (AHA)

**Kyle DeLaurell, Jr., F**  
First Team  
**Cole Gunner, Fr., F**  
All-Tournament Team  
**Tim Kirby, Sr., F**  
First Team  
Player of the Year  
Defenseman of the Year  
All-Tournament Team  
**John Kruse, Jr., F**  
Second Team  
**Scott Mathis, Sr., D**  
First Team  
All-Tournament Team  
**Jason Torf, So., G**  
All-Tournament Team  
Tournament MVP  
**Paul Weisgarber, Sr., F**  
All-Tournament Team

## 2012-13 (AHA)

**Kyle DeLaurell, Sr., F**  
First Team  
**Adam McKenzie, Jr., F**  
First Team  
Defenseman of the Year

## 2013-14 (AHA)

**Cole Gunner, Jr., F**  
Second Team  
**Adam McKenzie, Sr., D**  
Second Team

## 2014-15 (AHA)

**Cole Gunner, Sr., F**  
Second Team

# ALL-CONFERENCE

## 2015-16 (AHA)

**Frank Serratore**  
Coach of the Year  
**Ben Carey, Sr., F**  
Best Defensive Forward  
Individual Sportsmanship Award  
**Shane Starrett, Fr., G**  
First Team  
All-Rookie Team  
Goalie of the Year  
**Johnny Hrabovsky, Jr., D**  
Second Team  
**Matt Serratore, Fr., F**  
All-Rookie

## 2016-17 (AHA)

**Phil Boje, Jr., D**  
First Team  
**Jordan Himley, Jr., F**  
Second Team  
All-Tournament Team  
**Shane Starrett, So., G**  
Third Team  
All-Tournament Team  
Tournament MVP  
**Johnny Hrabovsky, Sr., D**  
All-Tournament Team

## 2017-18 (AHA)

**Billy Christopoulos, Jr., G**  
Third Team  
All-Tournament Team  
Tournament MVP  
Goalie of the Year  
**Jonathan Kopacka, Sr., D**  
All-Tournament Team  
**Zack Mirageas, Fr., D**  
All-Tournament Team  
**Jordan Himley, Sr., F**  
All-Tournament Team  
**Kyle Haak, Jr., F**  
All-Tournament Team

## 2018-19 (AHA)

**Billy Christopoulos, Sr., G**  
First Team  
Goalie of the Year  
**Matt Koch, Sr., D**  
Student Athlete of the Year  
**Matt Serratore, Sr., F**  
Student Athlete of the Year

## 2019-20 (AHA)

**Brady Tomlak, Sr., F**  
Best Defensive Forward  
**Brandon Koch, Fr., D**  
All-Rookie Team  
Third Team

## 2020-21 (AHA)

**Zach LaRocque, Sr., G**  
Second-Team West Pod

## 2021-22 (AHA)

**Brandon Koch, Jr., D**  
Third Team  
**Clayton Cosentino, Fr., F**  
All-Rookie  
**Mitchell Digby, Fr., D**  
All-Rookie  
**Will Gavin, So., F**  
All-Tournament Team

## 2022-23 (AHA)

**Luke Rowe, Jr., D**  
Second Team  
**Chris Hedden, Fr., D**  
All-Rookie  
**Guy Blessing, So., G**  
Student Athlete of the Year

## 2023-24 (AHA)

**Will Gavin, Sr., F**  
First Team  
**Chris Hedden, So., D**  
Second Team  
**Luke Rowe, Sr., D**  
Third Team  
**Austin Schwartz, Jr., F**  
Best Defensive Forward

## 2024-25 (AHA)

**Austin Schwartz, Jr., F**  
Co-Best Defensive Forward

## ALL-CONFERENCE

### Student-Athlete of the Year

Scott Bradley (F), 2000-01 CHA  
Brian Gornick (F) 2001-02 CHA  
Mike Polidor (G), 2003-04 CHA  
Brooks Turnquist (D), 2005-06 AHA  
Matt Koch (D), 2019-20 Co-AHA  
Matt Serratore (F), 2019-20 Co AHA  
Guy Blessing (G) 2022-23 AHA

### Conference Player of the Year

Marc Kielkucki (G), 2000-01 College Hockey America  
Eric Ehn (F), 2006-07 Atlantic Hockey  
Jacques Lamoureux (F), 2008-09 AHA  
Tim Kirby (D), 2011-12 AHA

### AHA Defenseman of the Year

Greg Flynn, 2008-09  
Tim Kirby, 2011-12  
Adam McKenzie 2012-13

### AHA Defensive Forward of the Year

Ben Carey, 2015-16  
Brady Tomlak, 2019-20  
Austin Schwartz, 2023-24

### AHA Goalie of the Year

Shane Starrett, 2015-16  
Billy Christopoulos, 2017-18 and 2018-19  
Andrew Volkening, 2009-09

### AHA Tournament MVP

Mike Phillipich (F), 2007  
Brent Olson (F), 2008  
Matt Fairchild (F), 2009  
Jacques Lamoureux (F), 2011  
Jason Torf (G), 2012  
Shane Starrett (G), 2017  
Billy Christopoulos (G), 2018

### First Team All-Conference

Marc Kielkucki, Sr., G, 2000-01, CHA  
Brian Gornick, Jr., F, 2000-01, CHA  
Derek Olson, Sr., F, 2001-02, CHA  
Eric Ehn, Jr., F, 2006-07, AHA  
Jacques Lamoureux, So., F, 2008-09, 2009-10, AHA  
Greg Flynn, Sr., D, 2008-09, AHA  
Andrew Volkening, Jr., G, 2008-09, AHA  
Tim Kirby, So., D, 2009-10, 2011-12, AHA  
Scott Mathis, Jr., D, 2010-11, 2011-12, AHA  
Kyle DeLaurell, Jr., F, 2011-12, 2012-13, AHA  
Adam McKenzie, Jr., D, 2012-13  
Shane Starrett, Fr., G, 2015-16, AHA  
Phil Boje, Jr., D, 2016-17 AHA  
Billy Christopoulos, Sr., G, 2018-19 AHA  
Will Gavin, Sr., F, 2023-24 AHA

### All-Conference All Four Years

Andy Berg (F) 2000-04  
Eric Ehn (F), 2005-08  
Andrew Volkening (G), 2007-10

# ACADEMIC ALL-CONFERENCE

## 1999-2000 (CHA)

Scott Bradley  
Brendan Connelly  
Brian Gornick  
Mike Keough  
Billy O'Reilly  
Matt Zitzlspurger  
Jeff Zurick

## 2000-01 (CHA)

Scott Bradley  
Brian Gornick  
Justin Hamilton  
Billy O'Reilly  
Jeff Zurick

## 2001-02 (CHA)

Brian Gornick  
Justin Hamilton  
Mike Polidor  
Jeff Zurick

## 2002-03 (CHA)

Justin Hamilton  
Mike Polidor

## 2003-04 (CHA)

Matt Bader  
Buck Kozlowski  
Ross Miller  
Mike Polidor  
Brooks Turnquist

## 2004-05 (CHA)

Matt Bader  
Mike Knaeble  
Ross Miller  
Brooks Turnquist  
Ben Worker

## 2005-06 (CHA)

Matt Bader  
Matt Charbonneau  
Billy Devoney  
Eric Ehn  
Mike Knaeble  
Jay Medenwaldt  
Frank Schiavone  
Peter Shenk  
Brooks Turnquist  
Ben Worker  
Theo Zacour

## 2006-07 (AHA)

Billy Devoney  
Matt Fairchild  
Greg Flynn  
Brian Gineo  
Mike Phillipich  
Brian Reese  
Frank Schiavone  
Ben Worker  
Theo Zacour

## 2007-08 (AHA)

Matt Charbonneau  
Eric Ehn  
Matt Fairchild  
Greg Flynn  
Mike Phillipich  
Frank Schiavone

## 2008-09 (AHA)

Stephen Caple  
Matt Fairchild  
Greg Flynn  
Josh Frider  
Scott Mathis  
Mike Phillipich  
Andrew Volkening  
Paul Weisgarber  
Mark Williams  
Kevin Wright

## 2009-10 (AHA)

David Bosner  
Stephen Caple  
Matt Fairchild  
Brandon Johnson  
Jacques Lamoureux  
Scott Mathis  
Brett Nylander  
Andrew Volkening  
Paul Weisgarber  
Mark Williams

## 2010-11 (AHA)

David Bosner  
Stephen Caple  
Jason Fabian  
Casey Kleisinger  
Jacques Lamoureux  
Scott Mathis  
Adam McKenzie  
Jason Torf  
Paul Weisgarber

## 2011-12 (AHA)

Stephen Caple  
Stephen Carew  
Casey Kleisinger  
Scott Mathis  
Adam McKenzie  
Ben Persian  
Ryan Timar  
Paul Weisgarber

## 2012-13 (AHA)

David Bosner  
Stephen Carew  
Chris Dylewski  
Max Edson  
Jason Fabian  
Casey Kleisinger  
Adam McKenzie  
Jacob Musselman  
Ben Persian  
Ryan Timar  
Tony Thomas  
Jason Torf

## 2013-14 (AHA)

Max Birkinbine  
Chad Demers  
Chris Dylewski  
Jason Fabian  
Mike McDonald  
Adam McKenzie  
George Michalke III  
Jacob Musselman  
Ben Persian  
Ryan Timar  
Tony Thomas  
Jason Torf  
Dan Weissenhofer

## 2014-15 (AHA)

Dylan Abood  
Erik Baskin  
Chad Demers  
Chris Dylewski  
Connor Girard  
Jordan Himley  
Scott Holm  
Mike McDonald  
George Michalke III  
Austin Priebe  
Chris Truehl  
Will Vosejпка

## 2015-16 (AHA)

Dylan Abood  
Erik Baskin  
Billy Christopoulos  
Chris Dylewski  
Evan Fenó  
Kyle Haak  
Max Hartner  
Jordan Himley  
Johnny Hrabovsky  
Matt Koch  
Ben Kucera  
Tyler Ledford  
A.J. Reid  
Matt Serratore

## 2016-17 (AHA)

Dylan Abood  
Erik Baskin  
Phil Boje  
Billy Christopoulos  
Evan Fenó  
Kyle Haak  
Jordan Himley  
Johnny Hrabovsky  
Matt Koch  
Jonathan Kopacka  
Ben Kucera  
Tyler Ledford  
Pierce Pluemer  
A.J. Reid  
Matt Serratore

# ACADEMIC ALL-CONFERENCE

## 2017-18 (AHA)

Dylan Abood  
Dan Bailey  
Erik Baskin  
Phil Boje  
Billy Christopoulos  
Evan Feno  
Evan Giesler  
Kyle Haak  
Max Harper  
Jordan Himley  
Matt Koch  
Jonathan Kopacka  
Ben Kucera  
Tyler Ledford  
Jake Levin  
Kyle Mackey  
Pierce Pluemer  
Matt Serratore  
Joe Tyran

*\* School record 19*

## 2018-19 (AHA)

Dan Bailey  
Billy Christopoulos  
Kieran Durgan  
Carter Ekberg  
Evan Feno  
Evan Giesler  
Kyle Haak  
Max Harper  
Tyler Jutting  
Matt Koch  
Pierce Pluemer  
Matt Serratore  
Brady Tomlak  
Jensen Zerban

## 2019-20 (AHA)

Erik Anderson  
Marshall Bowery  
Max Harper  
Brandon Koch  
Shawn Knowlton  
Brandon Koch  
Pierce Pluemer  
Ty Pochipinski  
Matt Pulver  
Trevor Stone  
Joe Tyran  
Dalton Weigel

## 2020-21 (AHA)

Erik Anderson  
Marshall Bowery  
Sam Brennan  
Blake Bride  
Thomas Daskas  
Max Harper  
Shawn Knowlton  
Brandon Koch  
Andrew Kruse  
Zach LaRocque  
Jake Levin  
Alex Mehnert  
Zach Mirageas  
Bennett Norlin  
Austin Park  
Ty Pochipinski  
Willie Reim  
Luke Robinson  
Dalton Weigel

*\* School record 19*

## 2021-22 (AHA)

Guy Blessing  
Sam Brennan  
Blake Bride  
Clayton Cosentino  
Jason Kleinhans  
Brandon Koch  
Andrew Kruse  
Austin Park  
Ty Pochipinski  
Willie Reim  
Luke Robinson  
Luke Rowe  
Alex Schilling  
Dalton Weigel

## 2022-23 (AHA)

Guy Blessing  
Sam Brennan  
Blake Bride  
Clayton Cosentino  
Brandon Koch  
Andrew Kruse  
Mason McCormick  
Bennett Norlin  
Holt Oliphant  
Austin Park  
Ty Pochipinski  
Willie Reim  
Luke Robinson  
Luke Rowe

## 2023-24 (AHA)

Brian Adams  
Guy Blessing  
Sam Brennan  
Parker Brown  
Clayton Cosentino  
Andrew DeCarlo  
Mitchell Digby  
Nate Horn  
Mason McCormick  
Holt Oliphant  
Luke Robinson  
Austin Schwartz  
Owen Dubois  
Brendan Gibbons  
Will Staring  
Ethan Ullrick  
Dominik Wasik

## 2024-25 (AHA)


Guy Blessing  
Clayton Cosentino  
Andrew DeCarlo  
Austin Schwartz  
Mason McCormick  
Holt Oliphant  
James Callahan  
Brendan Gibbons  
Nick Remisong  
Will Staring  
Ethan Ullrick  
Dominik Wasik  
Will Dawson  
Toby Hopp  
Sam Stitz

## FALCONS IN THE PROS



**RICE**

**Eric Rice**, a 1993 USAFA grad, scored 107 career points in 121 games at the Academy. He went on to play six seasons of professional hockey with six teams. He played 56 games with the Lubbock Cotton Kings of the WPHL in 1999-00 and had 30 points. He then played 50 games with the Long Beach Ice Dogs of the WCHL in 2000-01 and had 16 points. Rice's final season was with the Anchorage Aces in 2000-01.



**BILEK**

**Beau Bilek**, a 1995 USAFA grad, was not commissioned due to a medical condition. Bilek played four seasons in the Blackhawks organization (1996-99). He was the Chicago Chill's top scoring defenseman for three seasons and a two-time all-star. In four years, he played 266 games with the Chill and had 150 points. He also played 17 games in the IHL and the AHL.



**KIEFFER**

**Justin Kieffer**, a 1999 graduate, played one game with the Colorado Gold Kings of the West Coast Hockey League in 1999 and tallied one assist. Kieffer is tied for 13th on Air Force's career scoring list with 142 points in 133 games as a forward from 1996-99.




**KIELKUCKI**

**Marc Kielkucki**, a 2001 graduate, signed as a free agent with the San Jose Sharks in the summer of 2001. Kielkucki was named the 2001 CHA Player of the Year. In 2002, he played in 11 games with the Dayton Bombers of the ECHL. In 2003 while on active duty, he played in 23 games with the ECHL's Cincinnati Cyclones and had a 9-9 record with a 3.30 GAA and a .896 saves percentage.



**BRODERICK**

**Sean Broderick**, a 2001 graduate, played in the preseason with the Oklahoma City Blazers of the Central Hockey League in 2001-02 and 2004-05 while stationed at Tinker AFB, Okla. Broderick then played in eight games for the Dayton Bombers of the ECHL in 2005-06. Broderick was a four-year letterman at goalie for the Falcons and played in 41 career games.



**GORNICK**

**Brian Gornick**, a 2002 grad, became the first Falcon and just the second service academy player to be selected in the NHL Draft (9th round, Anaheim, 1999). A first-team all-CHA selection in 2001, he played in 54 games with the Cincinnati Mighty Ducks of the AHL in 2002-03. In 2003-04, he played 24 games with the Mighty Ducks. He then played 18 games with the San Diego Gulls (ECHL) and had 24 points (9-15-24).

## FALCONS IN THE PROS



**BERG**

**Andy Berg** played with the Columbia Inferno of the ECHL in 2005-06. Berg played in 38 games over two seasons with the Inferno and had three goals and three assists while serving on active duty as a second lieutenant in the Air Force stationed at Shaw AFB. Berg, a 2003 graduate, is tied for 13th in Air Force career scoring with 142 points in 140 games.




**REANEY**

**Brian Reaney** played three years in the East Coast Hockey League while stationed at Shaw AFB, S.C. He played 30 games with the Florence Pride of the East Coast Hockey League in 2003-04. He also played 11 games for the Columbia Inferno of the ECHL in 2004-05 and four in 2005-06. Reaney, a 2003 grad, had seven points in Florence and had one assist in Columbia.



**EHN**

**Eric Ehn** played with the Bakersfield Condors of the ECHL in 2008-09. A 2008 graduate, Ehn played in three games for the Condors. A 2007 All-American, Ehn became the first service academy player to be a Hobey Baker Hat Trick finalist in 2006-07. He was second in the nation in scoring in 2007 with 64 points (24-40-64) and was AHA Player of the Year.



**FLYNN**

**Greg Flynn** graduated from the Academy in 2009 after earning All-America honors as the nation's top scoring defenseman. Flynn's first assignment was to Hanscom AFB, Mass., where he also played for the Lowell Devils of the AHL, the top minor league affiliate of the New Jersey Devils. In 2009-10, he played in 11 games and had two penalty minutes.



**BURNETT**

**Derrick Burnett**, a 2010 graduate, played with the Orlando Solar Bears during the 2012-13 season and scored four points (1-3-4) in 23 games. He played while on active duty and stationed at Patrick Air Force Base, Fla. At the Academy, he played in 149 career games and scored 118 points (33-85-118). He helped lead the Falcons to three Atlantic Hockey Conference championships and scored goals in NCAA games against Miami and Michigan.



**LAMOUREUX**

**Jacques Lamoureux**, a 2011 graduate, played professional hockey while on active duty. While stationed in Alaska, he played two years with the Alaska Aces, playing in 14 games and scoring three goals and two assists during the 2010-11 and 2011-12 seasons. While stationed at Wright-Patterson AFB, Ohio, he played 34 games with the Dayton Demolition of the Federal Hockey League and had 25 goals and 31 assists for 56 points.


## FALCONS IN THE PROS



**Adam McKenzie**, a 2014 graduate, played in seven games with the Indy Fuel of the ECHL while on active duty and scored two goals in 2014-15. In 2015-16, while stationed at Wright-Patterson AFB, Ohio, he played in 11 games with the Dayton Demolition of the Federal Hockey League and had five points. At USAFA, he played 146 games as a defenseman and posted 75 points on 22 goals and 53 assists.



**Cole Gunner**, a 2015 graduate, played in 38 games for the Klostersee EHC of the Oberliga in Grafing, Germany. He scored 23 goals and 22 assists in those 38 games. In the 2016-17, while stationed at Hanscom AFB, Mass., he had 14 points in 11 games with the Berlin River Drivers of the FHL. At the Academy, Gunner is ranked 11th in career scoring with 147 points (51-96-147) in 156 career games.



**Jason Fabian**, a 2014 graduate, played in 27 games over three seasons with the Pensacola Ice Flyers of the SPHL while stationed at Eglin Air Force Base. In his first season, 2014-15, he played 13 games and had four points (3-1-4) At the Academy, Fabian played in 151 games and had 73 points on 34 goals and 37 assists and helped lead the Falcons to a pair of conference championships.



**Shane Starrett** spent two seasons at the Academy, was named the team MVP twice and led the Falcons to the NCAA Elite Eight. After signing with Edmonton in March, 2017, he played with the Wichita Thunder (ECHL) and Bakersfield Condors (AHL). He played in the ECHL All-Star Game (2018) and was named to the AHL all-rookie team and a second all-star in 2019.



**Billy Christopoulos**, a 2019 grad, was selected for the WCAP and played with the ECHL's Toledo Walleye in 2019-20. Christopoulos was named the team's MVP and was named to the ECHL all-rookie team. He finished the season with a league-best .932 with a 24-3-3 record. At USAFA, he was the MVP in 2018-19 and led AF to the AHA title and NCAA Elite Eight.



**Brady Tomlak**, a 2020 grad, was selected for the WCAP and played with the ECHL's Wheeling Nailers in 2020-21. He played in 61 games and had 21 points. Tomlak helped lead the Falcons to two conference championships and NCAA Elite Eight appearances. He played in 144 games at Air Force with 79 points and was the team's top scorer as a senior.

## FALCONS IN THE PROS



**Luke Rowe**, a December, 2023 grad, signed as a free agent with the Los Angeles Kings and deferred his commissioning. Rowe was a three-year team captain and two-time all-conference defenseman. He played in five games with the Ontario Reign in 2023-24 (1-1-2, +2) and 47 games in 2024-25 (3-7-10, +19)



**Will Gavin**, a 2024 grad, signed as a free agent with the Tucson Roadrunners (AHL) in July, 2024. Gavin earned first-team all-AHA honors in 2023-24. He had 49 goals and 46 assists in 122 career games. He was loaned to the Allen Americans (ECHL) for the 2024-25 season. Battling through injuries, he played in 17 games (1-1-2).

<b>Matt Bader [2002-06]</b>	League	GP	G	A	Pts	PIM
2007-08 Valley Forge Freedom	MAHL	7	5	5	10	4
2008-09 Danbury Mad Hatters	EPHL	1	0	0	0	0

<b>Andy Berg [1999-03]</b>	League	GP	G	A	Pts	PIM
2004-05 Columbia Inferno	ECHL	25	3	1	4	2
2005-06 Pee Dee Cyclones	SPHL	3	0	0	0	0
2005-06 Columbia Inferno	ECHL	13	0	2	2	2

<b>Beau Bilek [1991-95]</b>	League	GP	G	A	Pts	PIM
1995-96 Indianapolis Ice	IHL	5	0	0	0	4
1995-96 Columbus Chill	ECHL	64	6	25	31	78
1996-97 Indianapolis Ice	IHL	2	0	1	1	0
1996-97 Columbus Chill	ECHL	68	10	35	45	83
1997-98 Indianapolis Ice	IHL	4	0	0	0	0
1997-98 Columbus Chill	ECHL	66	4	24	28	51
1998-99 Cleveland Lumberjacks	IHL	3	0	0	0	2
1998-99 Columbus Chill	ECHL	68	9	37	46	94
1998-99 Kentucky Thoroughblades	AHL	1	0	0	0	0
1998-99 Cincinnati Mighty Ducks	AHL	2	1	0	1	2

<b>Sean Broderick [1999-01]</b>	League	GP	GAA	SV%	Rec.
2004-05 Oklahoma City Blazers	CHL	1	0.00	1.00	0-1-0
2005-06 Dayton Bombers	ECHL	8	3.57	.876	1-3-0

<b>Derrick Burnett [2007-11]</b>	League	GP	G	A	Pts	PIM
2012-13 Orlando Solar Bears	ECHL	23	1	3	4	20

<b>Billy Christopoulos [2015-19]</b>	League	GP	GAA	SV%	Rec.
2019-20 Toledo Walleye	ECHL	29	2.30	.923	23-3-3
2019-20 South Carolina Stingrays	ECHL	1	2.00	.944	1-0-0
2020-21 Rochester Americans	AHL	5	6.03	.815	1-1-0
2020-21 Indy Fuel	ECHL	18	2.29	.914	11-5-1
2021-22 Toronto Marlies	AHL	4	4.20	.863	1-3-0
2021-22 Toledo Walleye	ECHL	32	2.58	.918	23-6-3
2021-22 Charlotte Checkers	AHL	3	2.36	.922	2-1-0

<b>Kyle De Laurell [2009-13]</b>	League	GP	G	A	Pts	PIM
2012-13 Bakersfield Condors	ECHL	4	0	2	2	0

<b>Eric Ehn [2004-08]</b>	League	GP	G	A	Pts	PIM
2008-09 Bakersfield Condors	ECHL	3	0	0	0	2

<b>Jason Fabian [2010-14]</b>	League	GP	G	A	Pts	PIM
2014-15 Pensacola Ice Flyers	SPHL	13	3	1	4	6
2015-16 Pensacola Ice Flyers	SPHL	7	0	0	0	0
2017-18 Pensacola Ice Flyers	SPHL	7	0	0	0	2
2021-22 Pensacola Ice Flyers	SPHL	3	1	0	1	0

<b>Greg Flynn [2005-09]</b>	League	GP	G	A	Pts	PIM
2009-10 Lowell Devils	AHL	11	0	0	0	2

<b>Greg Flynn [2005-09]</b>	League	GP	G	A	Pts	PIM
2009-10 Lowell Devils	AHL	11	0	0	0	2

<b>Will Gavin [2021-24]</b>	League	GP	G	A	Pts	PIM
2024-25 Allen Americans	ECHL	17	1	1	2	25

## FALCONS IN THE PROS

<b>Brian Gornick [1998-02]</b>	League	GP	G	A	Pts	PIM
2002-03 Cincinnati Mighty Ducks	AHL	54	2	4	6	14
2003-04 Cincinnati Mighty Ducks	AHL	24	1	1	2	12
2003-04 San Diego Gulls	ECHL	18	9	15	24	10
2004-05 Syracuse Crunch	AHL	1	0	0	0	2
2004-05 San Diego Gulls	ECHL	67	23	23	46	60
2005-06 Syracuse Crunch	AHL	10	2	0	2	4
2005-06 Dayton Bombers	ECHL	37	14	21	35	45
2006-07 Bad Toelz EC	GerObL	10	4	2	6	0

<b>Dan Greene [1987-91]</b>	League	GP	G	A	Pts	PIM
1992-93 Las Vegas Aces	PSHL	0	0	0	0	0
1993-94 Las Vegas Flash	RHI	2	0	0	0	0
1994-95 Las Vegas Aces	PSHL	0	0	0	0	0

<b>Cole Gunner [2011-15]</b>	League	GP	G	A	Pts	PIM
2015-16 Klostersee EHC	GerObL	38	23	22	45	50
2016-17 Berlin River Drivers	FHL	15	8	11	19	4

<b>Scott Holm [2011-15]</b>	League	GP	G	A	Pts	PIM
2016-17 Berlin River Drivers	FHL	10	1	5	6	4

<b>Justin Kieffer [1995-96]</b>	League	GP	G	A	Pts	PIM
1998-99 Colorado Gold Kings	WCHL	1	0	1	1	2

<b>Marc Kielkucki [1997-01]</b>	League	GP	GAA	SV%	Rec.
2001-02 Dayton Bombers	ECHL	11	2.67	.909	4-4-3
2002-03 Cincinnati Cyclones	ECHL	23	3.30	.896	9-9-2

<b>Scott Kozlak [2007-11]</b>	League	GP	G	A	Pts	PIM
2015-16 Dayton Demolition	FHL	21	20	7	27	10

<b>Jacques Lamoureux [2008-11]</b>	League	GP	G	A	Pts	PIM
2010-11 Alaska Aces	ECHL	2	0	0	0	0
2011-12 Alaska Aces	ECHL	12	3	2	5	2
2012-13 Utah Grizzlies	ECHL	1	0	0	0	0
2012-13 Ontario Reign	ECHL	3	0	0	0	7
2015-16 Dayton Demolition	FHL	34	25	31	56	21
2016-17 Port Huron Prowlers	FHL	22	10	9	19	31

<b>Mark Majewski [1988-90]</b>	League	GP	G	A	Pts	PIM
1997-98 Bakersfield Fog	WCHL	3	0	0	0	0

<b>Adam McKenzie [2010-14]</b>	League	GP	G	A	Pts	PIM
2014-15 Indy Fuel	ECHL	7	2	0	2	0
2015-16 Dayton Demolition	FHL	11	1	4	5	2

<b>Jacob Musselman [2010-14]</b>	League	GP	G	A	Pts	PIM
2015-16 Dayton Demolition	FHL	2	0	0	0	0

<b>Brett Nylander [2006-10]</b>	League	GP	G	A	Pts	PIM
2011-12 Rapid City Rush	CHL	1	0	0	0	0

<b>Brian Reaney [1999-03]</b>	League	GP	G	A	Pts	PIM
2003-04 Florence Pride	ECHL	30	3	4	7	20
2004-05 Columbia Inferno	ECHL	11	0	1	1	4
2005-06 Columbia Inferno	ECHL	4	0	0	0	15

<b>Eric Rice [1989-93]</b>	League	GP	G	A	Pts	PIM
1994-95 Las Vegas Aces	PSHL	0	0	0	0	0
1995-96 Los Angeles Bandits	NAL	0	0	0	0	0
1995-96 Los Angeles Blades	RHI	19	7	15	22	29
1996-97 Los Angeles Blades	RHI	14	3	4	7	18
1998-99 Tacoma Sabercats	WCHL	2	0	0	0	0
1998-99 Dallas Stallions	RHI	17	4	12	16	12
1999-00 Lubbock Cotton Kings	WPHL	56	11	19	30	46
2000-01 Anchorage Aces	WCHL	19	1	3	4	10
2000-01 Long Beach Ice Dogs	WCHL	50	3	13	16	12

<b>Luke Rowe [2020-24]</b>	League	GP	G	A	Pts	PIM
2023-24 Ontario Reign	AHL	5	1	1	2	0
2024-25 Ontario Reign	AHL	47	3	7	10	43

<b>Shane Saum [2000-04]</b>	League	GP	G	A	Pts	PIM
2004-05 Columbia Inferno	ECHL	8	0	0	0	5

<b>Shane Starrett [2015-17]</b>	League	GP	GAA	SV%	Rec.
2017-18 Wichita Thunder	ECHL	38	3.01	.912	17-14-3
2017-18 Bakersfield Condors	AHL	3	3.71	.895	1-2-0
2018-19 Wichita Thunder	ECHL	1	1.99	.963	0-0-1
2018-19 Bakersfield Condors	AHL	42	2.33	.918	27-12-2
2019-20 Bakersfield Condors	AHL	14	3.63	.874	5-6-1
2020-21 Wilkes-Barre/Scranton	AHL	4	3.57	.852	1-0-2
2020-21 Wheeling Nailers	ECHL	23	3.46	.892	7-11-4
2021-22 Glasgow Clan	EIHL	53	3.20	.908	23-30-0
2022-23 Kansas City Mavericks	ECHL	54	2.68	.913	24-21-5
2022-23 Coachella Valley Firebirds	AHL	1	1.01	.950	1-0-0

<b>Ryan Timar [2010-14]</b>	League	GP	G	A	Pts	PIM
2015-16 Dayton Demolition	FHL	23	3	10	13	9

<b>Brady Tomlak [2016-20]</b>	League	GP	G	A	Pts	PIM
2020-21 Wheeling Nailers	ECHL	61	8	13	21	32
2021-22 Toledo Walleye	ECHL	42	8	12	20	18

<b>Jason Torf [2010-14]</b>	League	GP	GAA	SV%	Rec.
2015-16 Dayton Demolition	FHL	1	6.18	.818	0-1-0

<b>James Tuomi [1990-94]</b>	League	GP	G	A	Pts	PIM
1995-96 Anchorage Aces	WCHL	7	1	0	1	6

<b>Scott Zwiers [1999-03]</b>	League	GP	G	A	Pts	PIM
2005-06 Fayetteville FireAntz	SPHL	13	0	2	2	9

*\*33 players have played professionally*

*\* This list does not include players who transferred to another university before playing professionally*

# FALCONS IN INTERNATIONAL COMPETITION

## Olympians

1956 John Matchefts-Silver

## IIHF World Championship

1955 John Matchefts  
 1962 Vic Heyliger (West Germany),Coach  
 1963 Vic Heyliger (West Germany),Coach  
 1666 Vic Heyliger, Coach  
 2007 Ken Martel, Women's Team Staff (silver)

## IIHF World Junior U20 Championship (World Juniors)

2004 Ken Martel, Asst.Coach-Gold  
 2017 Steve Miller, U.S. National Junior Team (gold)

## IIHF World U18 Championship

2000 Ken Martel, Asst.Coach  
 2001 Ken Martel, Asst.Coach  
 2002 Ken Martel, Asst.Coach (gold)  
 2003 Ken Martel, Asst.Coach

## World University Games

1972 Kim Newman (bronze)  
 1989 Joe Delich  
     Chuck Delich,Asst.Coach  
 1991 Dan Greene  
     Mike Parent  
     Cal Ingraham  
     Mike Veneri  
     Chuck Delich,Coach

## U17 Five Nations Tournament

2003 Frank Serratore, Head Coach (gold)  
 2024 Joe Doyle, Asst. Coach (gold)

## IIHF Inline World Championships

2017 Derrick Burnett (gold)  
 2014 Derrick Burnett (bronze)  
 2015 Derrick Burnett (bronze)

## Macabiah Games

2013 Jason Torf (silver)

## NHL Draft Picks

1999 Brian Gornick (F), 9th round, 258 overall, Anaheim Ducks

## NHL Development Camps

2023 Luke Rowe, New Jersey Devils  
 2014 Cole Gunner, Chicago Blackhawks  
 2013 Dan Weissenhofer, Chicago Blackhawks  
 2012 Kyle DeLaurell, Chicago Blackhawks  
 2012 Adam McKenzie, Washington Capitals  
 2012 Andrew Volkening, Florida Panthers  
 2008 Greg Flynn, Nashville Predators

## IIHF World Junior U20 Championship

2017 Steve Miller, Asst. Coach Asst.Coach  
 2018 Steve Miller, Asst. Coach-Bronze  
 2019 Steve Miller, Asst. Coach-Silver  
 2020 Steve Miller, Asst. Coach  
 2021 Steve Miller, Asst. Coach-Gold  
 2022 Steve Miller, Asst. Coach

## NCAA Leaders

### Individual Season

1971-72 Dave Skalko, Points, 27-49-76  
 1997-98 Justin Kieffer, PPG, 14  
 2008-09 Jacques Lamoureux, PPG, 15  
 2008-09 Jacques Lamoureux, Goals, 33  
 2008-09 Jacques Lamoureux, GWG, 9  
 2010-11 Jacques Lamoureux, PPG, 13  
 2023-24 Austin Schwartz, SHG, 4 (tied)

### Individual Career

1974-77 Chuck Delich, Goals, 156

### Team

2016-17 Penalty Kill, .897  
 2018-19 Penalty Kill, .889

### Final Division I poll

<i>Year</i>	<i>USA Hockey</i>	<i>USCHO</i>
2008	--	20
2009	14	18
2011	--	18
2012	15	16
2017	11	12
2018	14	14

# TEAM AWARDS

## The Heyliger

**Vic Heyliger Award** - This award, voted on by the team, is the cornerstone of Air Force hockey. It is awarded to the player whose dedication, character, leadership and work ethic exemplifies Falcon hockey. "The Father of Air Force Hockey," Heyliger came to the Academy in 1966 to coach the club team and took it to the Division I level in 1968. He was elected to the U.S. Hockey Hall of Fame in 1974.

1997-98 Justin Kieffer	2012-13 Stephen Carew
1998-99 Joe Kramer	2013-14 Ryan Timar
1999-00 Mike Keough	2014-15 Dan Weissenhofer
2000-01 Scott Bradley	2015-16 Max Hartner
2001-02 Brian Rodgers	2016-17 Dylan Abood
2002-03 Scott Zwiers	2017-18 Dylan Abood
2003-04 Shane Saum	2018-19 Matt Serratore
2004-05 Matt Bader	2019-20 Matt Pulver
2005-06 Matt Bader	2020-21 Shawn Knowlton
2006-07 Billy Devoney	2021-22 Luke Rowe
2007-08 Matt Charbonneau	Alex Schilling
2008-09 Mike Phillipich	2022-23 Luke Rowe
2009-10 Jeff Hajner	2023-24 Luke Robinson
2010-11 Paul Weisgarber	2024-25 Austin Schwartz
2011-12 Paul Weisgarber	

## The Delich

**Chuck Delich Award (Most Valuable Player)** - This award, voted on by the team, is named after the Falcons' all-time leading scorer and the No. 1 goal scorer in the history of NCAA hockey. He still holds 14 AFA records and earned the Academy's Athletic Excellence award in 1976 and 1977. He served as the Falcons' head coach from 1985-97. His 154 career coaching wins are tied as the most in AFA history.

1997-98 Justin Kieffer	2011-12 Tim Kirby
1998-99 Justin Kieffer	2012-13 Kyle De Laurell
1999-00 Marc Kielkucki	2013-14 Cole Gunner
2000-01 Marc Kielkucki	2014-15 Cole Gunner
2001-02 Derek Olson	2015-16 Shane Starrett
2002-03 Andy Berg	2016-17 Shane Starrett
2003-04 Spanky Leonard	2017-18 Billy Christopoulos
2004-05 Brandon Merkosky and Peter Foster	2018-19 Billy Christopoulos
2005-06 Eric Ehn	2019-20 Alex Schilling
2006-07 Eric Ehn	2020-21 Willie Reim
2007-08 Andrew Volkening	2021-22 Alex Schilling
2008-09 Andrew Volkening	2022-23 Willie Reim
2009-10 Andrew Volkening	2023-24 Will Gavin
2010-11 Jacques Lamoureux	2024-25 Clayton Cosentino

## The Matchefts

**John Matchefts Award (Freshman of the Year)** - This award, voted on by the team, is named in honor of the Falcons' second coach. Matchefts, a member of the U.S. Hockey Hall of Fame, played on three national championship teams at Michigan from 1951-53. In 11 seasons, he led the Falcons to a 154-150-6 record to tie as the most wins in school history. He earned a silver medal as an alternate captain on the 1956 USA Olympic team.

1997-98 Scott Bradley	2013-14 Johnny Hrabovsky
1998-99 Brendan Connelly	2014-15 Erik Baskin
1999-00 Andy Berg	Tyler Ledford
2000-01 Joe Locallo	2015-16 Shane Starrett
2001-02 Steve Mead	2016-17 Brady Tomlak
2002-03 Brooks Turnquist and Steve Cook	2017-18 Zack Mirageas
2003-04 Brian Gineo	2018-19 Kieran Durgan
2004-05 Eric Ehn and Matt Charbonneau	2019-20 Brandon Koch
2005-06 Michael Mayra and Mike Phillipich	Luke Manning
2006-07 Jeff Hajner	2020-21 Nate Horn
2007-08 Derrick Burnett	Will Gavin
2008-09 Scott Mathis	2021-22 Clayton Cosentino
2009-10 Kyle De Laurell	2022-23 Chris Hedden
2010-11 Jason Torf	2023-24 Brendan Gibbons
2011-12 Cole Gunner	Will Staring
2012-13 Ben Carey	2024-25 Sam Stitz

## The Demers

**Chad Demers Award (Most Inspirational)** - This award, voted on by the team, is presented to the player whose play on the ice inspired his team and most typifies Falcon hockey. The award was previously named The Larry Cronk Award, but was renamed in the spring of 2025. A 2015 USAFA graduate, Demers was part of the Air Force hockey coaching staff for the 2021-22 season. Demers served as Air Force's team captain his senior year (2014-15) and was a finalist for the Senior CLASS Award. He battled brain cancer before his passing on Oct. 3, 2024.

1997-98 Mike McGuire	2014-15 Max Hartner
1998-99 Nels Grafstrom	2015-16 Max Hartner
1999-00 Mike Keough	2016-17 Tyler Rostenkowski
2000-01 Justin Hamilton	2017-18 Dylan Abood
2001-02 Justin Hamilton	2018-19 Evan Feno
2002-03 Justin Hamilton	Joe Tyran
2003-04 Shane Saum	2019-20 Joe Tyran
2004-05 Seth Pelletier	Matt Pulver
2005-06 Billy Devoney	2020-21 Shawn Knowlton
2006-07 Billy Devoney	2021-22 Luke Rowe
2007-08 Matt Charbonneau	2022-23 Austin Schwartz
2008-09 Greg Flynn	2023-24 Brian Adams
2009-10 Matt Fairchild	Austin Schwartz
2010-11 Paul Weisgarber	2024-25 Austin Schwartz
2011-12 Paul Weisgarber	
2012-13 Ryan Timar	
2013-14 George Michalke III	

# TEAM AWARDS

## The Cronk

**The Larry Cronk (Most Improved Player Award)** - This award, voted on by the team, is presented to the player who has made the most improvement over the course of the season or from one season to the next. The award was named in honor of Larry Cronk in the spring of 2025. Cronk was an assistant coach on the first varsity team and also served as equipment manager and rink manager, being part of the program for more than 50 years.

1997-98 Mike DesRoche	2013-14 Mitch Torrel
1998-99 Marc Kielkucki	2014-15 Tyler Rostenkowski
1999-00 Brian Rodgers	2015-16 Matt Koch
2000-01 Kyle Fransdal	2016-17 Dan Bailey
2001-02 Tom Starkey	2017-18 Jake Levin
2002-03 Ryan Wiggins	2018-19 Dan Bailey
2003-04 Mike Knaeble	Matt Pulver
2004-05 Brian Reese	2019-20 Luke Rowe
2005-06 Josh Schaffer	2020-21 Luke Robinson
2006-07 Ben Worker	2021-22 Jasper Lester
2007-08 Brent Olson	Andrew Kruse
2008-09 Kevin Wright	2022-23 Holt Oliphant
2009-10 Matt Becker	2023-24 James Callahan
2010-11 Mike Walsh	Nolan Cunningham
2011-12 Scott Holm	2024-25 Sam Stitz
2012-13 Mike McDonald	

## Defensive Player of Year

**Defensive Player of the Year Award** - This award is presented to the defensive player who the coaching staff feels was the team's most diligent defensive performer. Defensive habits and skills with a plus-minus ratio are factors used to select this recipient.

1997-98 Chad Shenk	2013-14 Dan Weissenhofer
1998-99 Joe Kramer	2014-15 Dan Weissenhofer
1999-00 Jace Anders	2015-16 Johnny Hrabovsky
2000-01 Jeff Zurick	2016-17 Phil Boje
2001-02 Joe Locallo	2017-18 Dylan Abood
2002-03 Brian Reaney	2018-19 Matt Koch
2003-04 Steve Mead	2019-20 Brady Tomlak (F)
2004-05 Brian Gineo	2020-21 Bennett Norlin (F)
2005-06 Brooks Turnquist	2021-22 Luke Rowe
2006-07 Billy Devoney	2022-23 Luke Rowe
2007-08 Greg Flynn	2023-24 Austin Schwartz (F)
2008-09 Greg Flynn	2024-25 Austin Schwartz (F)
2009-10 Tim Kirby	
2010-11 Brad Sellers	
2011-12 Jason Fabian (F)	
2012-13 Adam McKenzie	

## The Bowman

**Jim Bowman Award (Scholar-Athlete)** - The Jim Bowman Award, selected by the hockey eligibility committee, is presented to the upperclassman who has excelled in both the classroom and on the ice. The award is named after a man who has put his heart and soul, not only into Air Force hockey, but into Air Force athletics as well. As a coach and administrator since 1958, Bowman's extensive experience has been instrumental to the success of Falcon athletics.

1997-98 Erik Oberg	2015-16 Chris Dylewski
1998-99 Matt Zitzlsperger	2016-17 Dylan Abood
1999-00 Mike Keough	Johnny Hrabovsky
2000-01 Brian Gornick and Jeff Zurick	2017-18 Dylan Abood
2001-02 Brian Gornick	Matt Koch
2002-03 Mike Polidor	Kyle Haak
2003-04 Mike Polidor	2018-19 Matt Koch
2004-05 Ross Miller	Kyle Haak
2005-06 Ben Worker	2019-20 Pierce Pluemer
2006-07 Ben Worker	2020-21 Shawn Knowlton
2007-08 Frank Schiavone	Jake Levin
2008-09 Mike Phillipich	2021-22 Brandon Koch
2009-10 Matt Fairchild	Andrew Kruse
2010-11 Paul Weisgarber	2022-23 Brandon Koch
2011-12 Paul Weisgarber	Sam Brennan
2012-13 David Bosner	Luke Robinson
2013-14 Adam McKenzie	2023-24 Sam Brennan
2014-15 Chad Demers	Luke Robinson
	2024-25 Guy Blessing



Dylan Abood became the first player in school history to earn four of the team's major awards. Following the 2017-18 season, the defenseman from Centennial, Colo., earned the Heyliger, Cronk and Best Defensive Player award. He also shared the Bowman Award with Kyle Haak and Matt Koch.

# GOALTENDER RECORDS

## Most Saves

**PERIOD:** 31, by Tom Talbot vs. Chicago St. (2nd), Feb. 28, 1976.  
**OVERTIME:** 10, by Kim Newman vs. Ohio, Feb. 14, 1970.  
**GAME:** 64, by Dave Spannbauer vs. Lake Forest, Nov. 15, 1975.  
**SERIES:** 121, by Al Morrison vs. Michigan St., Jan. 19-20, 1973.  
**SEASON:** 1,166, by Kim Newman, 1969-70.  
**CAREER:** 3,270 by Al Morrison, 1971-75.

## Fewest Saves

**PERIOD:** 0, by Al Morrison vs. Lake Forest (2nd), Feb. 22, 1975.  
**GAME:** 6, Pat Kielb vs. Villanova, Jan. 10, 1997.  
**SERIES:** 20, Marc Kielkucki vs. Concordia, Nov. 20-21, 1998.

## Lowest Goals Allowed Average

**SERIES:** 0, by Mike Drake vs. Northern Arizona, Jan. 18-19, 1980; and Pat Kielb vs. Mankato State, Feb. 11-12, 1994.  
**SEASON:** 1.73 by Jason Torf, 2011-12  
**CAREER:** 1.96 by Shane Starrett, 2016-17

## Highest Goals Allowed Average

**GAME:** 17.0, by Mike McNeal vs. Clarkson, Dec. 29, 1982.  
**SERIES:** 12.5, by Tom Talbot vs. Boston College, Jan. 6, 1979.  
**SEASON:** 6.9, by Mike McNeal, 1982-83.  
**CAREER:** 5.2, by Mike Drake, 1978-82.

## Most Goalie Minutes

**SEASON:** 2,502, Andrew Volkening, 2007-08.  
**CAREER:** 7,326, Andrew Volkening, 2007-10

## Most Goals Allowed

**PERIOD:** 9, by Mike Drake vs. Northeastern (2nd), Jan. 2, 1982.  
**GAME:** 17, by Mike McNeal vs. Clarkson, Dec. 29, 1982.  
**SERIES:** 25, by Tom Talbot vs. Boston College, Jan. 5-6, 1979.  
**SEASON:** 181, by Al Morrison, 1972-73.  
**CAREER:** 480, by Al Morrison, 1971-75.

## Highest Saves Percentage

**SERIES:** 1.000, by Mike Drake vs. Northern Arizona, Jan. 18-19, 1980; Pat Kielb vs. Mankato State, Feb. 11-12, 1994.  
**SEASON:** .929 by Jason Torf, 2011-12  
**CAREER:** .924 by Shane Starrett, 2016-17

## Lowest Saves Percentage

**GAME:** .600, by Jack Sundstrom vs. St. Anselm, Jan. 10, 1987.  
**SERIES:** .718, by Pat Kielb vs. Mankato State, Feb. 21-22, 1997.  
**SEASON:** .811, by Pat Kielb, 1994-95.  
**CAREER:** .815, by Mike Benson, 1991-95.

## Most Shutouts

**SERIES:** 2, by Mike Drake vs. Northern Arizona, Jan. 18-19, 1980; by Pat Kielb vs. Mankato State, Feb. 11-12, 1994.  
**SEASON:** 6 by Andrew Volkening, 2008-09.  
**CAREER:** 15 by Andrew Volkening, 2007-10.

## Most Consecutive Shutout Periods


**SEASON:** 12 by Andrew Volkening, 2008-09  
 (262 consecutive minutes vs. Sacred Heart, Bentley, Mercyhurst, Michigan, Vermont).



Kim Newman



Andrew Volkening



Al Morrison

Name	Years	Over 35 Games						Under 35 Games							
		Gms	Svs	Gls	GAA	Sho	Pct	Years	Gms	Svs	GA	GAA	Sho	Pct	
Shane Starrett	16-17	70	1560	128	1.96	9	.924	Chris Dylewski	13-16	2	3	0	0.0	0	1.000
Andrew Volkening	07-10	127	2909	269	2.19	15	.915	Ed Fairbrother	74-75	1	3	0	0.0	0	1.000
Jason Torf	10-14	115	2894	269	2.46	10	.915	Erik Anderson	18-21	1	1	0	0.0	0	1.000
Billy Christopoulos	16-19	93	2123	202	2.29	8	.913	Carter Clifton	2024-Pres.	1	3	0	0.0	0	1.000
Stephen Caple	08-12	36	654	66	2.21	2	.908	Jeremy High	00-02	4	24	2	2.03	0	.923
Kim Newman	68-71	74	3228	345	4.66	4	.903	Will Heppner	69-70	1	18	2	2.0	0	.900
Chris Truehl	14-15	50	1112	124	2.71	3	.900	Ben Worker	05-07	15	252	30	2.35	3	.891
Guy Blessing	22-25	100	2272	252	2.74	6	.900	Maiszon Balboa	22-Pres.	18	328	41	3.17	0	.889
Marc Kielkucki	98-01	110	2502	311	3.16	10	.889	Austin Park	20-23	14	220	28	2.98	0	.887
Peter Foster	04-07	86	1688	218	2.94	7	.886	Connor Girard	15	10	442	22	2.98	0	.885
Alex Schilling	19-22	75	1632	212	3.11	3	.885	Zach Sikich	02	10	197	26	3.26	0	.883
Mike Polidor	01-04	95	2255	304	3.62	1	.881	Ian Harper	05-08	34	618	85	3.28	1	.879
Tom Talbot	75-79	73	2389	324	4.43	0	.881	Darec Liebel	89-93	29	645	119	4.1	0	.876
John Moes	85-88	40	1085	146	3.65	2	.881	Zach LaRocque	2018-21	25	391	59	3.16	0	.869
Mark Liebich	88-90	97	2551	353	4.05	2	.878	David Goodley	03	8	147	23	3.74	0	.865
Aaron Ratfield	97-98	38	829	115	3.37	2	.878	T.J. O'Shaughnessy	82-86	34	726	126	4.4	0	.852
Mike Blank	87-90	39	1033	145	3.9	0	.876	Matt Crandall	82-85	18	553	97	5.5	0	.850
Dave Spannbauer	73-77	45	1385	198	4.4	2	.875	Jack Sundstrom	86-87	24	443	81	5.0	0	.845
Sean Broderick	98-01	41	580	81	3.73	1	.873	Kevin McLaughlin	82-83	5	130	25	5.9	0	.838
Al Morrison	71-75	105	3270	480	4.6	4	.872	Bob Ligday	70-73	4	62	12	3.6	0	.837
Mike Drake	78-82	73	2244	378	5.2	2	.859	Aaron Randazzo	23	3	75	16	5.23	0	.824
John Ducharme	82-86	36	890	164	4.7	0	.844	Jon Marsh	96	4	90	21	5.5	0	.811
Pat Kielb	93-97	101	2296	424	4.19	3	.842	David Bosner	09-13	6	36	10	5.50	0	.783
Mike Benson	91-95	36	742	173	4.66	1	.815	Paul Moberg	12-14	6	39	12	4.80	0	.765

## INDIVIDUAL RECORDS

### *Most Goals*

**PERIOD:** 4, by Bob Ross vs. Wisconsin-Superior (1st), Nov. 27, 1971; Bob Sajevic vs. Winnipeg (1st), Jan. 26, 1980.  
**GAME:** 6, by Chuck Delich vs. Lake Forest, Nov. 17, 1973.  
**SERIES:** 9, by Chuck Delich vs. Chicago State, Feb. 27-28, 1976.  
**SEASON:** 44, by Chuck Delich, 1975-76.  
**CAREER:** 156, by Chuck Delich, 1974-77.  
**DEFENSE:** 47, by Bob Ingraham, 1990-93.

### *Most Assists*

**PERIOD:** 5, by Todd Zejdlik vs. Gustavus Adolphus (1st), Feb. 7, 1975; Mike Smellie vs. Winnipeg (1st), Jan. 26, 1980.  
**GAME:** 7, by Jim Skalko vs. Lake Forest, Nov. 17, 1973.  
**SERIES:** 9, by Bob Sajevic vs. Hamline, Dec. 2-3, 1977.  
**SEASON:** 49, by Dave Skalko, 1971-72.  
**CAREER:** 144, by Dave Skalko, 1969-73.  
**DEFENSE:** 95, by Gerry Micheletti, 1972-75.

### *Most Points*

**PERIOD:** 5, by Pat Carmichael vs. Stanford (2nd), Feb. 19, 1972; Bob Ross vs. Wis.-Superior (1st), Nov. 28, 1972; Jim Skalko vs. Lake Forest (3rd), Nov. 17, 1973; Todd Zejdlik vs. Gustavus Adolphus (1st), Feb. 7, 1975; Bob Sajevic vs. Winnipeg (1st), Jan. 26, 1980; Mike Smellie vs. Winnipeg (1st), Jan. 26, 1980.  
**GAME:** 8, by Chuck Delich vs. Chicago State, Feb. 28, 1976.  
**SERIES:** 12, by Chuck Delich vs. Chicago State, Feb. 27-28, 1976.  
**SEASON:** 79, by Chuck Delich, 1975-76.  
**CAREER:** 279, by Chuck Delich, 1973-77.  
**DEFENSE:** 127, by Gerry Micheletti, 1972-75.

### *Most Hat Tricks*

**PERIOD:** 1, by Numerous Players. Most recently by Justin Kieffer vs. Army, March 1, 1997.  
**SERIES:** 2, by Steve Hall vs. Ohio, Feb. 20-21, 1970; Bob Ross vs. Wisconsin-Superior, Dec. 11-12, 1970; Chuck Delich vs. Chicago State, Feb. 27-28, 1976 and Western Michigan, Feb. 4-5, 1977; Bob Sajevic vs. New Hampshire, Nov. 18-19, 1977 and Winnipeg, Jan. 25-26, 1980; Robin Robideaux vs. Hamline, Dec. 2-3, 1977.  
**SEASON:** 9, Chuck Delich, 1975-76.  
**CAREER:** 26, by Chuck Delich, 1974-77.

### *Most Consecutive Games Scoring*

**GOALS:** 14, by Chuck Delich from Jan. 4, 1974 through Feb. 16, 1974.  
**ASSISTS:** 9, by Bob Ross from Jan. 17, 1970 through Feb. 14, 1970.  
**POINTS:** 24, by Chuck Delich from Dec. 7, 1973 through Nov. 16, 1974.  
**HAT TRICKS:** 3, by Bob Ross from Dec. 11, 1970 through Jan. 8, 1971; Chuck Delich from Feb. 1, 1977 through Feb. 5, 1977; Bob Sajevic from Nov. 12, 1977 through Nov. 19, 1977.

### *Most Penalties*

**PERIOD:** 4, Mark Skibinski vs. Rochester Institute of Technology (2nd), Dec. 1, 1990; Terry Courtney vs. Colo. College (2nd), Jan. 22, 1991, Feb. 24, 1990; Dan Davies vs. Brown, Jan. 18, 1997.  
**GAME:** 6, (twice) most recently by Dan McAlister vs. Alaska-Anchorage, Feb. 26, 1993.  
**SERIES:** 9, (twice) most recently by Mark Majewski vs. Alabama-Huntsville, Feb. 23-24, 1990.  
**SEASON:** 49, by Terry Courtney, 1990-91.  
**CAREER:** 172, by Terry Courtney, 1990-93.

### *Most Penalty Minutes*

**PERIOD:** 20, by Dan McAlister vs. Alaska-Anchorage, Feb. 26, 1993.  
**GAME:** 26, by Dan McAlister vs. Alaska-Anchorage, Feb. 26, 1993; Dan Davies vs. Brown, Jan. 18, 1997.  
**SERIES:** 30, by Terry Courtney vs. Army, Feb. 7-8, 1992; Mark Majewski vs. Alabama-Huntsville, Feb. 23-24, 1990.  
**SEASON:** 131, by John Giusto, 1992-93.  
**CAREER:** 426, by Terry Courtney, 1990-93.

### *Most Power Play Goals*

*(no records before 1981-82)*  
**SEASON:** 15, Mark Manney, 1981-82; Andy Berg, 2002-03; Jacques Lamoureux, 2008-09  
**CAREER:** 41, Jacques Lamoureux, 2009-11

### *Most Short-handed Goals*

*(no records before 1985-86)*  
**GAME:** 2, Mike Knaeble vs. Alabama-Huntsville, Nov. 1, 2003.  
**SEASON:** 5, Eric Rice, 1991-92; Ben Carey, 2015-16  
**CAREER:** 7, Eric Rice, 1990-93; Matt Fairchild, 2007-10.

### *Most Game-winning Goals*

*(no records before 1985-86)*  
**SEASON:** 9, Jacques Lamoureux, 2008-09.  
**CAREER:** 18, Jacques Lamoureux, 2008-11.

### *Most Games Played*


**SEASON:** 43, Erik Baskin and Billy Christopoulos, 2017-18  
**CAREER:** 156, Matt Fairchild, 2007-10; Chad Demers, 2012-15; Cole Gunner, 2012-15; Evan Giesler, 2016-19

### *Most Consecutive Games Played*

**CAREER:** 156, Chad Demers, 2012-15; Cole Gunner, 2012-15  
155, Tim Kirby, 2007-10

Chuck Delich, a 1977 grad, is the all-time leading goal scorer in the history of NCAA hockey. In four seasons, Delich scored 156 career goals in 109 games.

He is the all-time leading scorer at the Academy with 279 points (156-123-279). In the NCAA record book, he ranks in the top 15 in six different categories (career goals (156), career points (279), career points per game (2.55), points per game in a season (3.07, 1976), goals per game in a season (1.69, 1976) and goals in a game (6). He holds, or is tied for, 14 Academy records.



## TEAM RECORDS

### ***Most Games (Season)***

**PLAYED:** 43, 2017-18  
**WINS:** 28, 2008-09.  
**DIVISION I WINS:** 28, 2008-09.  
**LOST:** 24, 1995-96 and 2002-03.  
**TIED:** 7, 2011-12  
**OVERTIME GAMES:** 11, 2007-08 and 2024-25  
**OVERTIME WINS:** 4, 2024-25

### ***Most Goals***

**PERIOD:** 8 vs. Wis.-Superior (1st), Nov. 27, 1971.  
**GAME:** 16 vs. Stanford, Jan. 21, 1972.  
**SERIES:** 29 vs. Stanford, Feb. 18-19, 1972.  
**SEASON:** 227, 1971-72.

### ***Most Assists***

**PERIOD:** 13 vs. Winnipeg (1st), Jan. 26, 1980.  
**GAME:** 24 vs. Stanford, Jan. 21, 1972.  
**SERIES:** 38 vs. Iowa State, Dec. 13-14, 1974.  
**SEASON:** 316, 1971-72.

### ***Most Points***

**PERIOD:** 20 vs. Winnipeg (1st), Jan. 26, 1980.  
**GAME:** 40 vs. Stanford, Jan. 21, 1972.  
**SERIES:** 65 vs. Iowa State, Dec. 13-14, 1974.  
**SEASON:** 543, 1971-72.

### ***Most Penalties***

**PERIOD:** 15 vs. Alaska-Anchorage (3rd), Feb. 26, 1993.  
**GAME:** 21 vs. Alaska-Anchorage, Feb. 26, 1993.  
**SERIES:** 32 vs. Alaska-Anchorage, Feb. 26, 1993.  
**SEASON:** 326, 1998-99.

### ***Most Penalty Minutes***

**PERIOD:** 82 vs. Alaska-Anchorage, Feb. 26, 1993.  
**GAME:** 96 vs. Alaska-Anchorage, Feb. 26, 1993.  
**SERIES:** 137 vs. Alaska-Anchorage, Feb. 26-27, 1993.  
**SEASON:** 802, 1992-93.

### ***Combined Points***

**PERIOD:** 26 vs. Boston College (2nd), Jan. 6, 1979.  
**GAME:** 51 vs. Boston College, Jan. 6, 1979.  
**SERIES:** 88 vs. Chicago State, Feb. 27-28, 1976.  
**SEASON:** 841, 1972-73 (AF-405, OPP-436).

### ***Combined Goals***

**PERIOD:** 10 vs. Boston College (2nd), Jan. 6, 1979.  
**GAME:** 21 vs. Boston College, Jan. 6, 1979.  
**SERIES:** 37 vs. Chicago State, Feb. 27-28, 1976 (AF-27, CS-10).  
**SEASON:** 356, 1972-73 (AF-166, OPP-190)

### ***Combined Assists***

**PERIOD:** 16 vs. Boston College (2nd), Jan. 6, 1979.  
**GAME:** 30 vs. Boston College, Jan. 6, 1979.  
**SERIES:** 51 vs. Chicago State, Feb. 27-28, 1976; vs. Boston College, Jan. 6, 1979.  
**SEASON:** 485, 1972-73 (AF-239, OPP-246).

### ***Combined Penalties***

**PERIOD:** 36 vs. Alaska-Anchorage (3rd), Feb. 26, 1993.  
**GAME:** 48 vs. Alaska-Anchorage, Feb. 26, 1993.  
**SERIES:** 72 vs. Alaska-Anchorage, Feb. 26-27, 1993.  
**SEASON:** 675, 1992-93.

### ***Combined Penalty Minutes***

**PERIOD:** 207 vs. Alaska-Anchorage (3rd), Feb. 26, 1993.  
**GAME:** 231 vs. Alaska-Anchorage, Feb. 26, 1993.  
**SERIES:** 298 vs. Alaska-Anchorage, Feb. 26-27, 1993.  
**SEASON:** 1,680, 1992-93.

### ***Most Opponent Goals***

**GAME:** 17 by Clarkson, 17-0, Dec. 29, 1982.  
**SEASON:** 194, 1982-83.

### ***Biggest Win Margin***

**GAME:** 14 vs. Iowa St. (15-1), Dec. 11, 1974.

### ***Biggest Loss Margin***

**GAME:** 17 vs. Clarkson, 17-0, Dec. 29, 1982.

### ***Fastest Goal***

**GAME:** 0:08, Tom Richards vs. St. Scholastica, Feb. 6, 1981.  
**League:** 0:13 Brian Gineo vs. Bemidji State, Oct. 28, 2005.  
0:13 Luke Manning vs. RIT, Feb. 28, 2020  
**PERIOD:** 0:06 (3rd) by Steve Mullvain vs. Notre Dame, Mar. 7, 1970.  
**League:** 0:10 (3rd) by Brian Reese vs. RIT, Feb. 13, 2006.

### ***Fastest Two Goals***

**Six Seconds** - 6:03 by Bob Fleury, 6:09 by Bob Ross vs. Illinois, Jan. 24, 1969; and 5:10 by Bob Ross, 5:16 by Bob Ross vs. Stanford, Jan. 21, 1972.

### ***Fastest Three Goals***

**32 Seconds** - 5:15 by Mark Kartarik, 5:26 by Kevin Pedersen, 5:47 by Mark Kartarik vs. Augsburg, Feb. 15, 1975.

### ***Fastest Four Goals***

**One minute, 23 seconds** - 12:49 by John Bingaman, 13:13 by Gary Batinich, 13:25 by Kevin Pedersen, 14:12 by Chuck Delich vs. Chicago State, Feb. 28, 1976.

### ***Fastest Two Goals to Start Game***

**38 Seconds:** Brian Gineo (:18) and Seth Pelletier (:38) vs. Bemidji State, Jan. 7, 2005.

### ***Hat Tricks***

**SEASON:** 15, 1975-76.

### ***Saves***

**SEASON:** 1,184, 1969-70.

### ***Power-Play Goals***

*(No records kept before 1971-72)*  
**GAME:** 5 vs. Sacred Heart, Nov. 22, 2008  
**SEASON:** 61, 1994-95.

### ***Short-handed Goals***

*(No records kept before 1971-72)*  
**GAME:** 3 vs. Alabama-Huntsville, Nov. 1, 2003 (Mike Knaeble two and Matt Bader one).  
**SEASON:** 13, 1991-92.

### ***Fewest PPG Allowed***

*(No records kept before 1971-72)*  
**SEASON:** 20, 2009-10

### ***Fewest Short-handed Goals Allowed***

*(No records kept before 1971-72)*  
**SEASON:** 2, 1997-98; 2000-01, 2008-09, 2018-19

### ***Best Power-Play Percentage***

*(No records kept before 1971-72)*  
**SEASON:** 26.4, 1994-95.

### ***Best Penalty-kill Percentage***

*(No records kept before 1971-72)*  
**SEASON:** 89.7, 2016-17 (led the nation)

### ***Streaks***

**WINS:** 13, 2008-09.  
**LOSSES:** 14 - Nov. 11, 1995 to Jan. 13, 1996.  
**UNBEATEN:** 13, 2008-09.  
**UNBEATEN VS. DIVISION I TEAMS:** 13, 2008-09.  
**WINS AT HOME:** 13 - Dec. 13, 1974, through Feb. 22, 1975.  
**LOSSES AT HOME:** 8 - Nov. 11, 1995 to Jan. 13, 1996.  
**WINS ON ROAD:** 7, 2016-17  
**LOSSES ON ROAD:** 35 - Feb. 11, 1995 to Feb. 27, 1998.  
**UNBEATEN ON ROAD:** 5, Feb. 9-March 16, 2008.  
**BEST START TO SEASON:** 13-0, 2008-09.

### ***Opponent Season Records***

**ASSISTS:** 280, 1982-83.  
**POINTS:** 474, 1982-83.  
**PENALTIES:** 366, 1993-94.  
**PENALTY MINUTES:** 892, 1993-94.  
**SAVES:** 1,170, 1986-87.  
**HAT TRICKS:** 7, 1972-73

## TEAM RECORDS SINCE JOINING A CONFERENCE (SINCE 99-00)

### Points

1. 415 (148g 267a) - 2008-09
2. 374 (132g 242a) - 2006-07
3. 369 (137g 232a) - 2010-11
4. 366 (130g 236a) - 2007-08
5. 361 (133g 228a) - 2016-17
6. 334 (129g 205a) - 2001-02
7. 327 (119g 208a) - 2014-15
8. 325 (120g 205a) - 2012-13
9. 318 (119g 199a) - 2011-12
10. 312 (115g 197a) - 2013-14

### Goals

1. 148 - 2008-09
2. 137 - 2010-11
3. 133 - 2016-17
4. 132 - 2006-07
5. 130 - 2007-08
6. 129 - 2001-02
7. 120 - 2012-13
8. 119 - 2011-12
- 119 - 2014-15
10. 115 - 2017-18
- 115 - 2013-14
- 115 - 2023-24

### Goals per game

1. 3.61 (41 games) - 2008-09
2. 3.61 (38 games) - 2010-11
3. 3.58 (36 games) - 2001-02
4. 3.33 (39 games) - 2007-08
5. 3.30 (40 games) - 2006-07
6. 3.24 (37 games) - 2012-13
7. 3.17 (42 games) - 2016-17
8. 3.05 (39 games) - 2011-12
9. 3.03 (38 games) - 202-24
10. 2.97 (37 games) - 2015-16

### Game-winning goals

1. 28 - 2008-09
2. 27 - 2016-17
3. 23 - 2017-18
4. 21 - 2011-12
- 21 - 2007-08
- 21 - 2013-14
7. 20 - 2010-11
- 20 - 2015-16
9. 19 - 2006-07
10. 18 - 2023-24

### Power-play goals

1. 50 - 2008-09
2. 44 - 2006-07
3. 43 - 2010-11
4. 39 - 2001-02
- 39 - 2007-08
6. 38 - 2002-03
7. 36 - 2009-10
8. 35 - 2005-06
- 35 - 2016-17
10. 34 - 2004-05
- 34 - 2023-24

### Short-handed goals

1. 11 - 2008-09
2. 9 - 2023-24
- 9 - 2015-16
4. 8 - 2016-17
5. 6 - 2003-04
- 6 - 2007-08
- 6 - 2009-10
8. 5 - 2010-11
9. 4 - 2012-13
10. 3 - 4 times. Most recent: 2024-25

### Assists

1. 267 - 2008-09
2. 242 - 2006-07
3. 236 - 2007-08
4. 232 - 2010-11
5. 228 - 2016-17
6. 208 - 2014-15
7. 205 - 2012-13
- 205 - 2001-02
9. 199 - 2011-12
10. 197 - 2013-14

### Assists per game

1. 6.51 (41 games) - 2008-09
2. 6.11 (38 games) - 2010-11
3. 6.05 (39 games) - 2007-08
4. 6.05 (40 games) - 2006-07
5. 5.69 (36 games) - 2001-02
6. 5.54 (37 games) - 2012-13
7. 5.43 (42 games) - 2016-17
8. 5.28 (32 games) - 2005-06
9. 5.10 (39 games) - 2011-12
10. 5.07 (41 games) - 2014-15

### Shots on goal

1. 1426 (148 goals) - 2008-09
2. 1376 (132 goals) - 2006-07
3. 1319 (137 goals) - 2010-11
4. 1292 (119 goals) - 2011-12
5. 1290 (86 goals) - 2024-25
6. 1280 (130 goals) - 2007-08
7. 1277 (103 goals) - 2009-10
8. 1261 (133 goals) - 2016-17
9. 1259 (115 goals) - 2013-14
10. 1253 (120 goals) - 2012-13

### Shots per game

1. 34.78 (41 games) - 2008-09
2. 34.71 (38 games) - 2010-11
3. 34.51 (37 games) - 2009-10
4. 34.40 (40 games) - 2006-07
5. 33.86 (37 games) - 2012-13
6. 33.13 (39 games) - 2011-12
7. 32.82 (39 games) - 2007-08
8. 32.46 (37 games) - 2003-04
9. 32.28 (39 games) - 2013-14
10. 32.25 (40 games) - 2024-25

### Plus/minus

1. 202 - 2008-09
2. 151 - 2011-12
3. 140 - 2007-08
4. 121 - 2006-07
5. 115 - 2015-16
6. 114 - 2017-18
7. 112 - 2016-17
8. 100 - 2012-13
9. 41 - 2010-11
10. 39 - 2013-14

### Penalties

1. 302 (302-684) - 2002-03
2. 270 (270-614) - 2008-09
3. 260 (260-588) - 2004-05
4. 252 (252-550) - 2003-04
- 252 (252-539) - 2007-08
6. 251 (251-535) - 2006-07
7. 248 (248-595) - 2005-06
8. 217 (217-494) - 2001-02
9. 210 (210-483) - 2016-17
10. 198 (198-421) - 2009-10

## TEAM RECORDS SINCE JOINING A CONFERENCE (SINCE 99-00)

### Penalty minutes

1. 684 (302-684) - 2002-03
2. 614 (270-614) - 2008-09
3. 595 (248-595) - 2005-06
4. 588 (260-588) - 2004-05
5. 550 (252-550) - 2003-04
6. 539 (252-539) - 2007-08
7. 535 (251-535) - 2006-07
8. 494 (217-494) - 2001-02
9. 490 (175-490) - 2021-22
10. 483 (210-483) - 2016-17

### Most Consecutive Penalties Killed

1. 34 - 2021-22
2. 31 - 2000-01
3. 30 - 2007-08
4. 27 - 2016-17
5. 24 - 2008-09

### Most wins

1. 28 (28-11-2) - 2008-09
2. 27 (27-10-5) - 2016-17
3. 23 (23-15-5) - 2017-18
4. 21 (21-12-6) - 2007-08  
21 (21-11-7) - 2011-12  
21 (21-14-4) - 2013-14
7. 20 (20-12-5) - 2015-16  
20 (20-12-6) - 2010-11
9. 19 (19-16-5) - 2006-07
10. 18 (18-19-1) - 2023-24

### Most losses

1. 24 (10-24-3) - 2002-03
2. 22 (12-22-2) - 2022-23
3. 21 (16-21-4) - 2014-15  
21 (14-21-2) - 2003-04  
21 (16-21-3) - 2024-25
6. 20 (11-20-1) - 2005-06
7. 19 (14-19-3) - 2004-05  
19 (18-19-1) - 2023-24
9. 18 (12-18-6) - 2019-20
10. 17 (16-17-3) - 2021-22

### Most ties

1. 7 (17-13-7) - 2012-13  
7 (21-11-7) - 2011-12
3. 6 (16-15-6) - 2009-10  
6 (21-12-6) - 2007-08  
6 (20-12-6) - 2010-11  
6 (12-18-6) - 2019-20
7. 5 (16-15-5) - 2018-19  
5 (2 3-15-5) - 2017-18  
5 (19-16-5) - 2006-07  
5 (20-12-5) - 2015-16  
5 (27-10-5) - 2016-17

### Saves

1. 1047 - 2017-18
2. 1036 - 2010-11
3. 1034 - 2016-17
4. 1029 - 2002-03
5. 1023 - 2009-10
6. 1004 - 2014-15
7. 988 - 2024-25
8. 984 - 2003-04
9. 977 - 2013-14
10. 974 - 2012-13

### Saves percentage

1. .918 (90 GA, 1047 saves) - 2017-18
2. .917 (89 GA, 1034 saves) - 2016-17
3. .916 (82 GA, 937 saves) - 2008-09
4. .914 (90 GA, 1023 saves) - 2009-10
5. .914 (79 GA, 880 saves) - 2011-12
6. .914 (89 GA, 974 saves) - 2012-13
7. .909 (82 GA, 860 saves) - 2015-16
8. .904 (88 GA, 859 saves) - 2007-08
9. .902 (99 GA, 977 saves) - 2013-14
10. .902 (85 GA, 844 saves) - 2018-19

### Goals against avg

1. 1.95 (82 GA, 2517 min) - 2008-09
2. 1.99 (79 GA, 2380 min) - 2011-12
3. 2.07 (90 GA, 2615 min) - 2017-18
4. 2.10 (89 GA, 2545 min) - 2016-17
5. 2.17 (82 GA, 2263 min) - 2015-16
6. 2.19 (88 GA, 2410 min) - 2007-08
7. 2.32 (85 GA, 2197 min) - 2018-19
8. 2.36 (89 GA, 2258 min) - 2012-13
9. 2.38 (90 GA, 2266 min) - 2009-10
10. 2.51 (99 GA, 2366 min) - 2013-14

### Shutouts

1. 6 - 2008-09  
6 - 2011-12
3. 5 - 2006-07  
5 - 2017-18  
5 - 2016-17  
5 - 2004-05
7. 4 - 2009-10  
4 - 2007-08  
4 - 2015-16  
4 - 2013-14

### Games played

1. 43 - 2017-18
2. 42 - 2016-17
3. 41 - 2008-09  
41 - 2014-15
5. 40 - 2006-07  
40 - 2024-25
7. 39 - 2007-08  
39 - 2011-12  
39 - 2013-14
10. 38 - 2010-11  
38 - 2023-24

## TEAM YEAR-BY-YEAR SINCE JOINING A CONFERENCE (SINCE 99-00)

<b>Season</b>	<b>GP</b>	<b>G</b>	<b>A</b>	<b>Pts</b>	<b>Shots</b>	<b>Pen-Min</b>	<b>+/-</b>	<b>PPG</b>	<b>SHG</b>	<b>GWG</b>	<b>Blk</b>
1999-00	39	131	212	343	1021	263-564	-4	39	5	19	-
2000-01	37	114	191	305	1134	241-539	-23	39	2	16	-
2001-02	36	129	205	334	1067	217-494	-6	39	1	16	-
2002-03	37	98	172	270	1135	302-684	-198	38	2	10	-
2003-04	37	101	163	264	1201	252-550	-121	25	6	14	19
2004-05	36	82	144	226	1152	260-588	-119	34	0	14	58
2005-06	32	92	169	261	1010	248-595	-72	35	1	11	132
2006-07	40	132	242	374	1376	251-535	+121	44	1	19	315
2007-08	39	130	236	366	1280	252-539	+140	39	6	21	378
2008-09	41	148	267	415	1426	270-614	+202	50	11	28	427
2009-10	37	103	177	280	1277	198-421	-47	36	6	16	469
2010-11	38	137	232	369	1319	148-339	+41	43	5	20	453
2011-12	39	119	199	318	1292	157-342	+151	30	3	21	456
2012-13	37	120	205	325	1253	150-341	+100	27	4	17	454
2013-14	39	115	197	312	1259	153-347	+39	24	3	21	479
2014-15	41	119	208	327	1188	181-409	-98	33	1	16	451
2015-16	37	110	178	288	1153	142-295	+115	16	9	20	522
2016-17	42	133	228	361	1261	210-483	+112	35	8	27	556
2017-18	43	115	187	302	1209	193-417	+114	24	2	23	539
2018-19	36	90	147	237	1045	172-388	-85	31	2	16	415
2019-20	36	84	148	232	1091	149-342	-50	17	2	16	451
2020-21	14	35	59	94	417	72-171	-45	10	3	3	126
2021-22	36	99	168	267	1101	175-490	-63	24	2	16	425
2022-23	36	95	160	255	1162	181-461	-149	23	2	12	414
2023-24	38	115	187	302	1176	181-448	-83	34	9	18	504
2024-25	40	86	151	237	1290	123-342	-109	17	3	16	560

## TEAM YEAR-BY-YEAR SINCE JOINING A CONFERENCE (SINCE 99-00)

Season	GP	Min	GA	GAA	Saves	Save%	W	L	T	Sho	PPG	SHG
1999-00	39	2355:15	124	3.18	971	.887	19	18	2	3	31	5
2000-01	37	2250:17	109	2.91	1034	.907	16	17	4	2	25	10
2001-02	36	2172:50	124	3.42	946	.880	16	16	3	0	38	4
2002-03	37	2233:00	143	3.84	1029	.876	10	24	3	0	45	6
2003-04	37	2235:17	128	3.44	984	.883	14	21	2	2	31	5
2004-05	36	2218:15	101	2.73	907	.894	14	19	3	5	36	5
2005-06	32	1935:19	108	3.35	682	.857	11	20	1	1	44	4
2006-07	40	2434:05	106	2.61	807	.883	19	16	5	5	42	8
2007-08	39	2410:23	88	2.19	859	.904	21	12	6	4	30	4
2008-09	41	2517:21	82	1.95	937	.916	28	11	2	6	28	2
2009-10	37	2265:31	90	2.38	1023	.914	16	15	6	4	20	4
2010-11	38	2318:30	112	2.90	1036	.900	20	12	6	3	30	4
2011-12	39	2379:43	79	1.99	880	.914	21	11	7	6	25	4
2012-13	37	2258:02	89	2.36	974	.914	17	13	7	2	21	5
2013-14	39	2365:35	99	2.51	977	.902	21	14	4	4	24	5
2014-15	41	2499:18	122	2.93	1004	.885	16	21	4	0	26	7
2015-16	37	2263:13	82	2.17	860	.909	20	12	5	4	17	4
2016-17	42	2544:46	89	2.10	1034	.917	27	10	5	5	18	4
2017-18	43	2614:32	90	2.07	1047	.918	23	15	5	5	27	6
2018-19	36	2197:12	85	2.32	844	.902	16	15	5	3	17	5
2019-20	36	2194:35	102	2.79	785	.885	12	18	6	2	26	3
2020-21	14	857:28	56	3.92	332	.856	3	10	1	0	18	1
2021-22	36	2212:40	127	3.44	918	.878	16	17	3	1	39	3
2022-23	36	2170:53	128	3.54	893	.875	12	22	2	1	28	5
2023-24	38	2310:04	119	3.09	937	.887	18	19	1	2	24	5
2024-25	40	2500:00	112	2.69	953	.989	16	21	3	3	22	6

## INDIVIDUAL SEASON RECORDS JOINING A CONFERENCE (SINCE 99-00)

### Points

64 - Eric Ehn, F (24g 40a) - 2006-07  
53 - Jacques Lamoureux, F (33g 20a) - 2008-09  
48 - Andrew Ramsey, F (23g 25a) - 2006-07  
46 - Cole Gunner, F (21g 25a) - 2014-15  
44 - Jacques Lamoureux, F (24g 20a) - 2010-11  
44 - Cole Gunner, F (15g 29a) - 2013-14  
44 - Mike Phillipich, F (16g 28a) - 2006-07  
42 - Greg Flynn, D (7g 35a) - 2008-09  
42 - Jacques Lamoureux, F (22g 20a) - 2009-10  
41 - Chad Demers, F (15g 26a) - 2013-14  
41 - Brent Olson, F (12g 29a) - 2008-09

### Points per game (min. 30 games)

1.60 - Eric Ehn (40 games) - 2006-07  
1.33 - Andrew Ramsey (36 games) - 2006-07  
1.29 - Jacques Lamoureux (41 games) - 2008-09  
1.19 - Mike Phillipich (37 games) - 2006-07  
1.16 - Jacques Lamoureux (38 games) - 2010-11  
1.14 - Jacques Lamoureux (37 games) - 2009-10  
1.13 - Cole Gunner (39 games) - 2013-14  
1.12 - Cole Gunner (41 games) - 2014-15  
1.11 - Derek Olson (35 games) - 2001-02  
1.09 - Eric Ehn (32 games) - 2005-06

### Goals

33 - Jacques Lamoureux - 2008-09  
24 - Jacques Lamoureux - 2010-11  
24 - Eric Ehn - 2006-07  
23 - Andrew Ramsey - 2006-07  
22 - Jordan Himley - 2016-17  
22 - Jacques Lamoureux - 2009-10  
22 - Andy Berg - 2002-03  
21 - Cole Gunner - 2014-15  
21 - Derek Olson - 2001-02  
19 - Kyle DeLaurell - 2012-13  
19 - Will Gavin - 2023-24

### Game-winning goals

9 - Jacques Lamoureux - 2008-09  
6 - Andrew Ramsey - 2006-07  
5 - Jordan Himley - 2016-17  
5 - Cole Gunner - 2014-15  
5 - Jacques Lamoureux - 2010-11  
4 - Scott Holm - 2013-14  
4 - Kyle DeLaurell - 2012-13  
4 - Tony Thomas - 2013-14  
4 - Matt Fairchild - 2008-09  
4 - John Kruse - 2011-12  
4 - Jacques Lamoureux - 2009-10  
4 - Ryan Wiggins - 2002-03  
4 - Will Gavin - 2021-22  
4 - Austin Schwartz - 2024-25

### Power-play goals

15 - Jacques Lamoureux - 2008-09  
15 - Andy Berg - 2002-03  
13 - Jacques Lamoureux - 2010-11  
13 - Jacques Lamoureux - 2009-10  
11 - Derek Olson - 2001-02  
11 - Will Gavin - 2023-24  
10 - Andrew Ramsey - 2006-07  
10 - Brandon Merkosky - 2004-05  
10 - Andy Berg - 2001-02  
9 - Jeff Hajner - 2007-08

### Short-handed goals

5 - Ben Carey - 2015-16  
4 - Matt Fairchild - 2008-09  
4 - Austin Schwartz, 2023-24  
3 - Mike Knaeble - 2003-04  
3 - Matt Fairchild - 2007-08  
3 - Scott Kozlak - 2008-09

### Assists

40 - Eric Ehn - 2006-07  
35 - Greg Flynn - 2008-09  
29 - Cole Gunner - 2013-14  
29 - Brent Olson - 2008-09  
29 - Chris Hedden - 2023-24  
28 - Mike Phillipich - 2006-07  
27 - Derrick Burnett - 2010-11  
26 - Spanky Leonard - 2001-02  
26 - Chad Demers - 2013-14  
25 - Andrew Ramsey - 2006-07  
25 - Cole Gunner - 2014-15

### Shots on goal

165 - Andy Berg (22 goals) - 2002-03  
162 - Eric Ehn (24 goals) - 2006-07  
158 - Jacques Lamoureux (33 goals) - 2008-09  
155 - Ben Carey (12 goals) - 2015-16  
155 - Jacques Lamoureux (22 goals) - 2009-10  
150 - Kyle DeLaurell (15 goals) - 2011-12  
148 - Chris Hedden (8 goals) - 2023-24  
148 - Chris Hedden (11 goals) - 2024-25  
145 - Kyle DeLaurell (19 goals) - 2012-13  
144 - Jacques Lamoureux (24 goals) - 2010-11

### Plus/minus

28 - Eric Ehn - 2006-07  
24 - Brad Sellers - 2008-09  
22 - Greg Flynn - 2008-09  
21 - Andrew Ramsey - 2006-07  
21 - Kyle DeLaurell - 2012-13  
19 - Jacques Lamoureux - 2008-09  
19 - Evan Giesler - 2016-17  
19 - Josh Frider - 2008-09

## INDIVIDUAL SEASON RECORDS JOINING A CONFERENCE (SINCE 99-00)

### Penalties

33 - Brian Reaney (33-74) - 2002-03  
32 - Brent Olson (32-78) - 2008-09  
31 - Greg Flynn (31-73) - 2008-09  
30 - Andrew Ramsey (30-87) - 2004-05  
30 - Matt Charbonneau (30-60) - 2007-08  
29 - Brooks Turnquist (29-58) - 2004-05  
28 - Shane Saum (28-86) - 2002-03  
27 - 4 times: Most recent: 27 - Dan Weissenhofer (27-65) - 2013-14

### Penalty minutes

87 - Andrew Ramsey (30-87) - 2004-05  
86 - Shane Saum (28-86) - 2002-03  
78 - Brent Olson (32-78) - 2008-09  
74 - Brian Reaney (33-74) - 2002-03  
73 - Greg Flynn (31-73) - 2008-09  
73 - Will Gavin (20-73) - 2021-22  
70 - Luke Rowe (21-70) - 2023-24  
65 - Dan Weissenhofer (27-65) - 2013-14  
62 - Shane Saum (27-62) - 2003-04  
62 - Scott Zwiers (27-62) - 2002-03

### Most wins

28 - Andrew Volkening (28-11-2) - 2008-09  
26 - Shane Starrett (26-6-4) - 2016-17  
23 - Billy Christopoulos (23-15-5) - 2017-18  
21 - Andrew Volkening (21-11-6) - 2007-08  
18 - Guy Blessing (18-18-1) 2023-24  
17 - Jason Torf (17-13-7) - 2012-13  
16 - Jason Torf (16-9-4) - 2010-11  
16 - Shane Starrett (16-9-5) - 2015-16  
16 - Andrew Volkening (16-15-6) - 2009-10  
15 - Guy Blessing (15-21-3) - 2024-25  
14 - Billy Christopoulos (14-13-5) - 2018-19

### Most ties

7 - Jason Torf (17-13-7) - 2012-13  
6 - Andrew Volkening (16-15-6) - 2009-10  
6 - Andrew Volkening (21-11-6) - 2007-08  
6 - Alex Schilling (12-11-6) - 2019-20  
5 - Shane Starrett (16-9-5) - 2015-16  
5 - Billy Christopoulos (14-13-5) - 2018-19  
5 - Billy Christopoulos (23-15-5) - 2017-18  
5 - Stephen Caple (13-5-5) - 2011-12

### Saves

1026 - Billy Christopoulos (87 GA) - 2017-18  
989 - Andrew Volkening (88 GA) - 2009-10  
969 - Jason Torf (87 GA) - 2012-13  
953 - Guy Blessing (98 GA) - 2024-25  
937 - Andrew Volkening (82 GA) - 2008-09  
882 - Mike Polidor (120 GA) - 2002-03  
871 - Shane Starrett (71 GA) - 2016-17  
865 - Jason Torf (87 GA) - 2010-11  
834 - Chris Truehl (100 GA) - 2014-15  
813 - Andrew Volkening (79 GA) - 2007-08

### Saves per game (min. 5 games)

27.56 - Mike Polidor (32 games) - 2002-03  
26.73 - Andrew Volkening (37 games) - 2009-10  
26.21 - Jason Torf (33 games) - 2010-11  
26.19 - Jason Torf (37 games) - 2012-13  
25.62 - Jason Torf (26 games) - 2013-14  
24.59 - Mike Polidor (29 games) - 2001-02  
24.44 - Guy Blessing (39 games) - 2024-25  
23.94 - Billy Christopoulos (32 games) - 2018-19  
23.86 - Billy Christopoulos (43 games) - 2017-18

### Save percentage (min. 200 saves)

.929 - Jason Torf (30 GA, 394 saves) - 2011-12  
.925 - Shane Starrett (71 GA, 871 saves) - 2016-17  
.924 - Shane Starrett (57 GA, 689 saves) - 2015-16  
.922 - Billy Christopoulos (87 GA, 1026 saves) - 2017-18  
.921 - Chris Truehl (24 GA, 278 saves) - 2013-14  
.920 - Andrew Volkening (82 GA, 937 saves) - 2008-09  
.918 - Andrew Volkening (88 GA, 989 saves) - 2009-10  
.918 - Jason Torf (87 GA, 969 saves) - 2012-13

### Goals against avg (min. 500 minutes)

1.73 - Jason Torf (30 GA, 1038 min) - 2011-12  
1.92 - Shane Starrett (57 GA, 1782 min) - 2015-16  
1.97 - Andrew Volkening (82 GA, 2500 min) - 2008-09  
1.99 - Shane Starrett (71 GA, 2137 min) - 2016-17  
2.01 - Chris Truehl (24 GA, 717 min) - 2013-14  
2.06 - Billy Christopoulos (87 GA, 2534 min) - 2017-18  
2.09 - Andrew Volkening (79 GA, 2271 min) - 2007-08  
2.16 - Stephen Caple (47 GA, 1305 min) - 2011-12  
2.24 - Billy Christopoulos (72 GA, 1927 min) - 2018-19

### Shutouts

6 - Andrew Volkening - 2008-09  
5 - Billy Christopoulos - 2017-18  
5 - Jason Torf - 2011-12  
5 - Peter Foster - 2004-05  
5 - Shane Starrett - 2016-17  
4 - Andrew Volkening - 2009-10  
4 - Shane Starrett - 2015-16  
4 - Andrew Volkening - 2007-08  
3 - Three Players. Most recent: Guy Blessing, 2024-25

### Games played

43 - Erik Baskin - 2017-18  
43 - Billy Christopoulos - 2017-18  
42 - Evan Giesler - 2017-18  
42 - Erik Baskin - 2016-17  
42 - A.J. Reid - 2016-17  
42 - Evan Giesler - 2016-17  
42 - Tyler Rostenkowski - 2016-17  
42 - Phil Boje - 2016-17  
41 - by many players.

Most recently: 41 - Zach Mirageas - 2017-18

# INDIVIDUAL CAREER RECORDS SINCE JOINING A CONFERENCE (SINCE 99-00)

## Games played

156 - Evan Giesler - 2015-19  
156 - Chad Demers - 2011-15  
156 - Cole Gunner - 2011-15  
156 - Matt Fairchild - 2006-10  
155 - Paul Weisgarber - 2008-12  
155 - Tim Kirby - 2008-12  
154 - Scott Mathis - 2008-12  
153 - Tony Thomas - 2010-14  
152 - Jordan Himley - 2014-18  
151 - Jason Fabian - 2010-14  
151 - Jeff Hajner - 2006-10  
151 - Josh Frider - 2005-09

## Points

147 Cole Gunner (51 96) 11-15  
146 Eric Ehn (53-93) 04-08  
142 Andy Berg (64-78) 00-03  
139 Jacques Lamoureux (79-60) 08-11  
126 Chad Demers (48-78) 11-15  
125 Scott Zwiers (51-74) 00-03  
125 Kyle DeLaurell (50-75) 09-13  
118 Derrick Burnett (33-85) 07-11  
113 Andrew Ramsey (49-64) 03-07  
111 Jeff Hajner (44-67) 06-10

## Goals

79 Jacques Lamoureux - 2008-11  
64 Andy Berg - 2000-03  
53 Eric Ehn - 2004-08  
51 Cole Gunner - 2011-15  
51 Scott Zwiers - 2000-03  
50 Kyle DeLaurell - 2009-13  
49 Andrew Ramsey - 2003-07  
49 Erik Baskin - 2014-18  
49 Will Gavin - 2021-24  
48 Chad Demers - 2011-15  
44 Jordan Himley - 2014-18  
44 Jeff Hajner - 2006-10

## Game-winning goals

18 Jacques Lamoureux - 2008-11  
13 Cole Gunner - 2011-15  
10 Kyle DeLaurell - 2009-13  
10 Ben Kucera - 2014-18  
9 Scott Holm - 2011-15  
8 Matt Fairchild - 2006-10  
8 Eric Ehn - 2004-08  
8 Jordan Himley - 2014-18  
8 Will Gavin - 2021-24  
8 Clayton Cosentino - 2024-25  
7 John Kruse - 2009-13  
7 Andrew Ramsey - 2003-07  
7 Mike Phillipich - 2005-09  
7 Willie Reim - 2020-23

## Power-play goals

41 Jacques Lamoureux - 2008-11  
28 Andy Berg - 2000-03  
23 Andrew Ramsey - 2003-07  
21 Jeff Hajner - 2006-10  
20 Kyle DeLaurell - 2009-13  
16 Eric Ehn - 2004-08  
15 Chad Demers - 2011-15  
15 Evan Giesler - 2015-19  
15 Will Gavin - 2021-24  
14 Erik Baskin - 2014-18  
14 Matt Fairchild - 2006-10

## Short-handed goals

7 Matt Fairchild - 2006-10  
6 Ben Carey - 2012-16  
5 Kyle Haak - 2015-19  
5 Austin Schwartz 2022-25  
5 Mitchell Digby - 2024-25  
4 Mike Knaeble - 2002-06  
3 Scott Kozlak - 2007-11  
3 Paul Weisgarber - 2008-12  
3 Mike Phillipich - 2005-09  
3 Brent Olson - 2005-09

## Assists

96 Cole Gunner - 2011-15  
93 Eric Ehn - 2004-08  
85 Derrick Burnett - 2007-11  
78 Chad Demers - 2011-15  
78 Andy Berg - 2000-03  
75 Kyle DeLaurell - 2009-13  
74 Greg Flynn - 2005-09  
74 Scott Zwiers - 2000-03  
70 Clayton Cosentino - 2024-25  
69 Tyler Ledford - 2014-18  
69 Scott Mathis - 2008-12

## Shots on goal

470 Ben Carey (30g) 2012-16  
457 Jacques Lamoureux (79g) 2008-11  
455 - Kyle DeLaurell (50g) 2009-13  
441 - Eric Ehn (53g) 2004-08  
439 - Tim Kirby (26g) 2008-12  
422 - Will Gavin (49g) 2021-24  
413 - Andrew Ramsey (49g) 2003-07  
399 - Chad Demers (48g) - 2011-15  
397 - Cole Gunner (51g) - 2011-15  
389 - Jeff Hajner (44g) - 2006-10  
380 - Matt Fairchild (43g) - 2006-10

## Plus/minus

45 - Brad Sellers - 2007-11  
43 - Greg Flynn - 2005-09  
39 - Evan Giesler - 2015-19  
35 - Dylan Abood - 2014-18  
33 - Kyle DeLaurell - 2009-13  
32 - Adam McKenzie - 2010-14  
31 - Dan Weissenhofer - 2011-15  
31 - Mike Phillipich - 2005-09  
29 - Eric Ehn - 2004-08  
28 - Tim Kirby - 2008-12

## Penalties

92 Andrew Ramsey (92-241) 2003-07  
85 Matt Carbonneau (85-184) 2004-08  
84 Greg Flynn (84-179) 2005-09  
83 Jeff Hajner (83-174) 2006-10  
76 Dan Weissenhoferr (76-182) 11-15  
76 Brooks Turnquist (76-152) 2002-06  
75 Shane Saum (75-196) 2001-04  
73 Zach Mirageas (73-187) 2018-21  
68 Michael Mayra (68-147) 2005-09  
67 Brent Olson (67-148) 2005-09

## Penalty minutes

241 Andrew Ramsey (92-241) 2003-07  
196 Shane Saum (75-196) 2001-04  
188 Luke Rowe (62-188) 2021-24  
184 Matt Charbonneau (85-184) 2004-08  
187 Zach Mirageas (73-187) 2018-21  
182 Dan Weissenhofer (76-182) 2011-15  
179 Greg Flynn (84-179) 2005-09  
174 Jeff Hajner (83-174) 2006-10  
168 Matt Bader (65-168) 2002-06  
152 Brooks Turnquist (76-152) 2002-06  
148 Cole Gunner (63-148) 2011-15  
148 Brent Olson (67-148) 2005-09

## INDIVIDUAL CAREER RECORDS SINCE JOINING A CONFERENCE (SINCE 99-00)

### Most wins

69 Andrew Volkening (69-39-14) 2006-10  
 54 Jason Torf (54-36-17) 2010-14  
 42 Billy Christopoulos (42-35-11) 2015-19  
 42 Shane Starrett (42-15-9) 2015-17  
 41 Guy Blessing (41-48-3) 2022-25  
 31 Peter Foster (31-41-6) 2003-07  
 30 Mike Polidor (30-47-6) 2001-04  
 28 Alex Schilling (28-34-9) 2018-22

### Most ties

17 Jason Torf (54-36-17) - 2010-14  
 14 Andrew Volkening (69-39-14) 2006-10  
 11 Billy Christopoulos (42-35-11) 2015-19  
 9 Alex Schilling (12-18-6), 2019-22  
 9 Shane Sarrett (42-15-9) - 2015-17  
 7 Stephen Caple (17-7-7) - 2008-12  
 6 Mike Polidor (30-47-6) - 2001-04  
 6 Peter Foster (31-41-6) - 2003-07

### Saves

2909 - Andrew Volkening (269 GA, 2909 saves) - 2006-10  
 2894 - Jason Torf (269 GA, 2894 saves) - 2010-14  
 2502 - Marc Kielkucki (311 GA, 2502 saves) - 1998-2001  
 2272 - Guy Blessing (252 GA, 2272 saves) - 2022-25  
 2247 - Mike Polidor (304 GA, 2247 saves) - 2001-04  
 2123 - Billy Christopoulos (202 GA, 2123 saves) - 2015-19  
 1688 - Peter Foster (218 GA, 1688 saves) - 2003-07  
 1632 - Alex Schilling (212 GA, 1632 saves) - 2018-22

### Saves per game (min. 35 games)

25.17 - Jason Torf (115 games) - 2010-14  
 24.69 - Mike Polidor (91 games) - 2001-04  
 22.91 - Andrew Volkening (127 games) - 2006-10  
 22.83 - Billy Christopoulos (93 games) - 2015-19

22.72 - Guy Blessing (61 games) - 2022-25  
 22.29 - Shane Starrett (70 games) - 2015-17  
 22.24 - Chris Truehl (50 games) - 2013-15  
 21.76 - Alex Schilling (75 games) - 2019-22

### Save percent (min. 35 games)

.924 - Shane Starrett (128 GA, 1560 saves) - 2015-17  
 .915 - Andrew Volkening (269 GA, 2909 saves) - 2006-10  
 .915 - Jason Torf (269 GA, 2894 saves) - 2010-14  
 .913 - Billy Christopoulos (202 GA, 2123 saves) - 2015-19  
 .908 - Stephen Caple (66 GA, 654 saves) - 2008-12  
 .900 - Guy Blessing (252 GA, 2272 saves), 2022-25  
 .900 - Chris Truehl (124 GA, 1112 saves) - 2013-15  
 .886 - Peter Foster (218 GA, 1688 saves) - 2003-07  
 .885 - Alex Schilling (212 GA, 1632 saves) - 2019-22

### Goals against avg (min. 35 games)

1.96 - Shane Starrett (128 GA, 3919 min) - 2015-17  
 2.19 - Andrew Volkening (269 GA, 7376 min) - 2006-10  
 2.21 - Stephen Caple (66 GA, 1788 min) - 2008-12  
 2.29 - Billy Christopoulos (202 GA, 5297 min) - 2015-19  
 2.46 - Jason Torf (269 GA, 6574 min) - 2010-14  
 2.71 - Chris Truehl (124 GA, 2745 min) - 2013-15  
 2.74 - Guy Blessing (252 GA, 5526 min) - 2022-25  
 2.94 - Peter Foster (218 GA, 4447 min) - 2003-07

### Shutouts

15 - Andrew Volkening - 2006-10  
 10 - Jason Torf- 2010-14  
 9 - Shane Starrett - 2015-17  
 8 - Billy Christopoulos - 2015-19  
 7 - Peter Foster - 2003-07  
 6 - Guy Blessing - 2022-25  
 3 - Ben Worker - 2003-07  
 3 - Alex Schilling - 2019-22

## ALL-TIME CAREER GOALIE RECORDS (1969-PRESENT)

### Most Saves

3270 Al Morrison 71-75  
 3228 Kim Newman 68-71  
 2909 Andrew Volkening 07-10  
 2894 Jason Torf 10-14  
 2502 Marc Kielkucki 98-01  
 2389 Tom Talbot 75-79  
 2272 Guy Blessing, 2024-25  
 2255 Mike Polidor 01-04  
 2551 Mark Liebich 88-90  
 2296 Pat Kielb 93-97  
 2244 Mike Drake 78-82  
 2123 Billy Christopoulos, 16-19

101 Pat Kielb, 93-97  
 100 Guy Blessing, 2024-25  
 97 Mark Liebich, 88-90  
 95 Mike Polidor, 01-04  
 93 Billy Christopoulos, 16-19

### Goals-Against Average

1.96 Shane Starrett, 16-17  
 2.19 Andrew Volkening, 07-10  
 2.21 Stephen Caple, 08-12  
 2.29 Billy Christopoulos, 16-19  
 2.46 Jason Torf, 10-14  
 2.71 Chris Truehl, 14-15  
 2.74 Guy Blessing, 2022-25  
 2.94 Peter Foster, 04-07

### Saves Percentage

.924 Shane Starrett, 16-17  
 .915 Andrew Volkening, 07-10  
 .915 Jason Torf, 10-14  
 .913 Billy Christopoulos, 16-19  
 .908 Stephen Caple, 08-12  
 .903 Kim Newman, 68-71  
 .900 Guy Blessing, 2024-25  
 .900 Chris Truehl, 14-15

### Shutouts

15 Andrew Volkening, 07-10  
 10 Jason Torf, 10-14  
 10 Marc Kielkucki, 98-01  
 9 Shane Starrett, 16-17  
 8 Billy Christopoulos, 16-19  
 7 Peter Foster, 04-07  
 6 Guy Blessing, 2024-25

### Most Games

127 Andrew Volkening, 07-10  
 115 Jason Torf, 10-14  
 110 Marc Kielkucki, 98-01  
 105 Al Morrison, 71-75

## SEASON-BY-SEASON RECORDS

<b>YEAR</b>	<b>W</b>	<b>L</b>	<b>T</b>	<b>PCT.</b>	<b>COACH</b>	<b>CAPTAIN, POS.</b>
1968-69	6	12	0	.333	Vic Heyliger	Robert Stewart, F; Steve Hall, F
1969-70	11	17	1	.396	Vic Heyliger	Kim Newman, G
1970-71	15	11	2	.571	Vic Heyliger	Kim Newman, G
1971-72	25	6	0	.806	Vic Heyliger	Bob Ross, C
1972-73	16	16	0	.500	Vic Heyliger	Steve Mullvain, D
1973-74	12	15	0	.430	Vic Heyliger	Jim Skalko, C
1974-75	24	5	1	.816	John Matchefts	Gerry Micheletti, D
1975-76	16	10	0	.615	John Matchefts	Chuck Pribyl, D
1976-77	20	7	0	.741	John Matchefts	Chuck Delich, C; Doug Leibbrand, D
1977-78	9	17	0	.346	John Matchefts	Steve Asbell, D
1978-79	18	12	1	.597	John Matchefts	Robin Robideaux, F; Bill Luukkonen, D
1979-80	15	16	0	.484	John Matchefts	Bob Sajevic, C; Mike Smellie, F
1980-81	13	13	0	.500	John Matchefts	Chuck Evancevich, C
1981-82	12	17	1	.417	John Matchefts	Mike Drake, G; Tom Richards, C
1982-83	5	23	0	.179	John Matchefts	Dave Leibbrand, F
1983-84	8	16	2	.346	John Matchefts	Bruce Umland, C; Bob Sullivan, F
1984-85	14	14	1	.500	John Matchefts	Dan Johnson, F; Tom Zuccaro, D
1985-86	15	13	0	.536	Capt. Chuck Delich	Tim Hartje, F; Frank Daldine, F
1986-87	19	10	0	.655	Capt. Chuck Delich	Keith Nightingale, D
1987-88	15	14	0	.517	Capt. Chuck Delich	John Manney, F; Tom Zupancich, F/D
1988-89	14	12	3	.534	Maj. Chuck Delich	Kurt Rohloff, D
1989-90	16	13	1	.550	Maj. Chuck Delich	Kurt Rohloff, D
1990-91	11	17	4	.406	Maj. Chuck Delich	Dan Greene, D; Mike Parent, D; Mike Veneri, F
1991-92	14	20	0	.411	Maj. Chuck Delich	Tony Roe, D; Mark Liebich, G; Brett Gallagher, F
1992-93	8	20	2	.300	Maj. Chuck Delich	Eric Rice, F; Bob Ingraham, D; T.J. Courtney, C
1993-94	15	16	1	.484	Chuck Delich	Tony Retka, D
1994-95	15	17	1	.469	Chuck Delich	Beau Bilek, D; Erik Brown, F; Andy Veneri, F
1995-96	4	24	5	.197	Chuck Delich	Mark DeGironimo, F; Pat Ryan, D
1996-97	8	21	2	.290	Chuck Delich	Todd Lafortune, F; Steve Maturo, F
1997-98	15	19	0	.441	Frank Serratore	Justin Kieffer, C
1998-99	15	19	2	.444	Frank Serratore	Justin Kieffer, C
1999-00	19	18	2	.513	Frank Serratore	Nels Grafstrom, W
2000-01	16	17	4	.486	Frank Serratore	Scott Bradley, W
2001-02	16	16	2	.500	Frank Serratore	Andy Berg, C; Brian Rodgers, W
2002-03	10	24	3	.311	Frank Serratore	Andy Berg, C; Scott Zwiers, W
2003-04	14	21	2	.405	Frank Serratore	Shane Saum, C; Spanky Leonard, C
2004-05	14	19	3	.431	Frank Serratore	Steve Mead, D; Matt Bader, W; Brooks Turnquist, D
2005-06	11	20	1	.359	Frank Serratore	Matt Bader, W; Brooks Turnquist, D; Andrew Ramsey, W; Brian Gineo, D
2006-07	19	16	5	.538	Frank Serratore	Billy Devoney, D; Andrew Ramsey, W; Brian Gineo, D
2007-08	21	12	6	.615	Frank Serratore	Mike Phillipich, W; Eric Ehn, C; Matt Charbonneau, D; Frank Schiavone, D
2008-09	28	11	2	.707	Frank Serratore	Mike Phillipich, W; Brent Olson, W; Jeff Hajner, C
2009-10	16	15	6	.513	Frank Serratore	Jeff Hajner, C; Brett Nylander, D/F; Matt Fairchild, F; Jacques Lamoureux, F
2010-11	20	12	6	.605	Frank Serratore	Jacques Lamoureux, F; Derrick Burnett, F; Scott Mathis, D; Paul Weisgarber, F
2011-12	21	11	7	.628	Frank Serratore	Paul Weisgarber, F; Scott Mathis, D; Tim Kirby, D
2012-13	17	13	7	.554	Frank Serratore	Stephen Carew, F; John Kruse, F; Adam McKenzie
2013-14	21	14	4	.590	Frank Serratore	Adam McKenzie, D; Ryan Timar, F; Dan Weissenhofer, D
2014-15	16	21	4	.439	Frank Serratore	Chad Demers, F; George Michalke III, F; Dan Weissenhofer, D
2015-16	20	12	6	.605	Frank Serratore	Max Hartner, F; Ben Carey, F
2016-17	27	10	5	.702	Frank Serratore	Dylan Abood, D; Johnny Hrabovsky, F; A.J. Reid, F
2017-18	23	15	5	.593	Frank Serratore	Dylan Abood, D; Erik Baskin, F; Tyler Ledford, F; Phil Boje, D
2018-19	16	15	5	.514	Frank Serratore	Dan Bailey, Evan Feno, Evan Giesler, Kyle Haak, Matt Koch, Matt Serratore
2019-20	12	18	6	.417	Frank Serratore	Matt Pulver, F; Erich Jaeger, F; Trevor Stone, F; Brady Tomlak, F
#2020-21	3	10	1	.250	Frank Serratore	Jake Levin, D; Zach Mirageas, D; Shawn Knowlton, F; Alex Mehnert, D
2021-22	16	17	3	.486	Frank Serratore	Luke Rowe, D; Alex Schilling, G "C"; Willie Reim, F; Blake Bride, F
2022-23	12	22	2	.361	Frank Serratore	Luke Rowe, D; Willie Reim, F; Luke Robinson, D; Blake Bride, F
2023-24	18	19	1	.486	Frank Serratore	Luke Rowe, D; Luke Robinson, D; Clayton Cosentino, F
2024-25	16	21	3	.437	Frank Serratore	Clayton Cosentino, F; Austin Schwartz, F; Mason McCormick, F; Holt Olphand, F
<b>TOTALS</b>	<b>865</b>	<b>881</b>	<b>130</b>	<b>.496</b>	<b>(1,876 games)</b>	<b># played only 14 games due to COVID-19</b>

# INDIVIDUAL SINGLE-SEASON RECORDS

POINTS				GOALS				ASSISTS			
YEAR	NAME, POS.	G	AST PTS	YEAR	NAME, POS.	G	AST PTS	YEAR	NAME, POS.	AST G	PTS
1968-69	Steve Hall, C	21	22 43	1968-69	Steve Hall, C	21	22 43	1968-69	Steve Hall, C	22	21 43
1969-70	Dave Skalko, C	19	34 53	1969-70	Steve Hall, C	31	18 49	1969-70	Dave Skalko, C	34	19 53
1970-71	Bob Ross, C	33	23 56	1970-71	Bob Ross, C	33	23 56	1970-71	Steve Hall, F	25	19 44
1971-72	Dave Skalko, C	27	49* 76	1971-72	Bob Ross, C	39	31 70	1971-72	Dave Skalko, C	49*	27 76
1972-73	Dave Skalko, C	13	44 57	1972-73	Dave Bunker, F	28	16 44	1972-73	Dave Skalko, C	44	13 57
1973-74	Chuck Delich, F	43	24 67	1973-74	Chuck Delich, F	43	24 67	1973-74	Dave Bunker, F	25	18 43
1974-75	Chuck Delich, F	38	26 64	1974-75	Chuck Delich, F	38	26 64	1974-75	Gerry Micheletti, D	36	14 50
1975-76	Chuck Delich, F	44*	35 79*	1975-76	Chuck Delich, F	44*	35 79*	1975-76	Gary Batinich, F	42	22 64
1976-77	Chuck Delich, F	31	38 69	1976-77	Chuck Delich, F	31	38 69	1976-77	Tom Uren, D	39	9 48
1977-78	Bob Sajevic, C	25	34 59	1977-78	Bob Sajevic, C	25	34 59	1977-78	Bob Sajevic, C	34	25 59
1978-79	Mike Smellie, F	34	31 65	1978-79	Mike Smellie, F	34	31 65	1978-79	Bob Sajevic, C	33	32 65
1979-80	Bob Sajevic, C	35	29 64	1979-80	Bob Sajevic, C	35	29 64	1979-80	Mike Smellie, F	32	23 55
1980-81	Tom Richards, C	22	20 42	1980-81	Tom Richards, C	22	20 42	1980-81	Tom Richards, C	20	22 42
1981-82	Mark Manney, F	27	26 53	1981-82	Mark Manney, F	27	26 53	1981-82	Mark Manney, F	26	27 53
1982-83	Frank Daldine, F	16	21 37	1982-83	Frank Daldine, F	16	21 37		Tom Richards, C	26	22 48
1983-84	Frank Daldine, F	17	14 31	1983-84	Frank Daldine, F	17	14 31	1982-83	Frank Daldine, F	21	16 37
1984-85	Frank Daldine, F	28	16 44	1984-85	Frank Daldine, F	28	16 44		Mark Manney, F	21	10 31
1985-86	Frank Daldine, F	18	26 44	1985-86	Tim Hartje, F	19	21 40	1983-84	Frank Daldine, F	14	17 31
1986-87	John Klimek, F	19	29 48	1986-87	John Manney, F	21	25 46		Bruce Umland, C	14	15 29
1987-88	Joe Delich, F	17	25 42	1987-88	Joe Delich, F	17	25 42	1984-85	John Klimek, C	18	10 28
1988-89	Joe Doyle, F	24	24 48	1988-89	Joe Doyle, F	17	21 38	1985-86	Frank Daldine, F	26	18 44
1989-90	Matt Watson, F	18	20 38	1988-89	Joe Doyle, F	24	24 48	1986-87	John Klimek, F	29	19 48
1990-91	Jason Mantaro, F	15	29 44	1989-90	Mark Majewski, F	20	15 35	1987-88	Joe Delich, F	25	17 42
1991-92	Bob Ingraham, D	14	24 38	1990-91	Bob Ingraham, D	18	22 40	1988-89	Joe Delich, F	31	13 44
1992-93	Eric Rice, F	12	15 27	1991-92	Eric Rice, F	21	15 36	1989-90	Dan Greene, D	22	8 30
1993-94	Beau Bilek, D	9	33 42	1992-93	Eric Rice, F	12	15 27	1990-91	Jason Mantaro, F	29	15 44
1994-95	Mark DeGironimo, F	20	19 39	1993-94	Andy Veneri, F	21	20 41	1991-92	Bob Ingraham, D	24	14 38
	John Decker, F	16	23 39	1994-95	Mark DeGironimo, F	20	19 39	1992-93	Eric Rice, F	15	12 27
1995-96	Mark DeGironimo, F	17	24 41		Andy Veneri, F	20	15 35	1993-94	Beau Bilek, D	33	9 42
1996-97	Todd Lafortune, C	20	23 43	1995-96	Mark DeGironimo, F	17	24 41	1994-95	Beau Bilek, D	29	8 37
1997-98	Justin Kieffer, C	24	27 51	1996-97	Justin Kieffer, F	23	11 34	1995-96	Mark DeGironimo, F	24	17 41
1998-99	Justin Kieffer, C	14	24 38	1997-98	Justin Kieffer, F	24	27 51	1996-97	Todd Lafortune, F	23	20 43
1999-00	Scott Bradley, W	13	25 38	1998-99	Justin Kieffer, F	14	24 38	1997-98	Justin Kieffer, F	27	24 51
	Brian Gornick, C	13	25 38		Nels Grafstrom, F	14	12 26	1998-99	Justin Kieffer, F	24	14 38
2000-01	Andy Berg, C	16	21 37	1999-00	Scott Bradley, W	13	25 38	1999-00	Scott Bradley, W	25	13 38
2001-02	Derek Olson, C	21	18 39		Brian Gornick, C	13	25 38		Brian Gornick, C	25	13 38
2002-03	Andy Berg, C	22	18 40	2000-01	Andy Berg, C	16	21 37	2000-01	Scott Bradley, W	22	4 26
2003-04	Spanky Leonard, W	11	16 27		Brian Gornick, C	16	17 33	2001-02	Spanky Leonard, W	24	5 29
2004-05	Brandon Merkosky, W	14	17 31	2001-02	Derek Olson, C	21	18 39	2002-03	Scott Zwiers, W	22	13 35
2005-06	Eric Ehn, C	14	21 35	2002-03	Andy Berg, C	22	18 40	2003-04	Steve Mead, D	17	2 19
2006-07	Eric Ehn, C	24	40 64	2003-04	Shane Saum, W	13	11 24	2004-05	Brandon Merkosky, W	17	14 31
2007-08	Brent Olson, W	18	20 38	2004-05	Brandon Merkosky, W	14	17 31	2005-06	Eric Ehn, C	21	14 35
	Jeff Hajner, C	15	23 38	2005-06	Eric Ehn, C	14	21 35	2006-07	Eric Ehn, C	40	24 64
2008-09	Jacques Lamoureux, C	33	20 53	2006-07	Eric Ehn, C	24	40 64	2007-08	Jeff Hajner, W	23	15 38
2009-10	Jacques Lamoureux, C	22	20 42	2007-08	Brent Olson, W	18	20 38		Greg Flynn, D	23	3 31
2010-11	Jacques Lamoureux, C	24	20 44	2008-09	Jacques Lamoureux, C	33	20 53	2008-09	Greg Flynn, D	35	7 42
2011-12	Kyle De Laurell, W	15	23 38	2009-10	Jacques Lamoureux, C	22	20 42	2009-10	Derrick Burnett, W	23	10 33
2012-13	Kyle De Laurell, W	19	17 36	2010-11	Jacques Lamoureux, C	24	20 44	2010-11	Derrick Burnett, W	27	8 35
2013-14	Cole Gunner, W	15	29 44	2011-12	John Kruse, W	16	14 30	2011-12	Kyle DeLaurell, W	23	15 38
2014-15	Cole Gunner, W	21	25 46	2012-13	Kyle De Laurell, W	19	17 36	2012-13	Cole Gunner, W	7	22 29
2015-16	Tyler Ledford, C	7	20 27	2013-14	Cole Gunner, W	15	29 44	2013-14	Cole Gunner, W	15	29 44
2016-17	Jordan Himley, C	22	15 37		Chad Demers, C	15	26 41	2014-15	Cole Gunner, W	21	25 46
2017-18	Erik Baskin, W	16	12 28	2014-15	Cole Gunner, W	21	25 46	2015-16	Tyler Ledford, C	20	7 27
2018-19	Matt Koch, D	4	21 25	2015-16	Ben Kucera, W	15	10 25	2016-17	Phil Boje, D	21	9 30
2019-20	Brady Tomlak, F	9	17 26	2016-17	Jordan Himley, C	22	15 37	2017-18	Tyler Ledford, C	18	6 23
#2020-21	Willie Reim, F	6	6 12	2017-18	Erik Baskin, W	16	12 28	2018-19	Matt Koch, D	21	4 25
2021-22	Will Gavin, F	16	13 29	2018-19	Kyle Haak, C	12	11 23	2019-20	Zach Mirageas, D	3	20 23
2022-23	Willie Reim, F	11	15 26		Kieran Durgan, W	12	6 18	#2020-21	Willie Reim, F	6	6 12
2023-24	Will Gavin, F	19	17 36	2019-20	Marshall Bowery	10	6 16		Brandon Koch, D	3	6 9
2024-25	Clayton Cosentino, F	9	20 29	#2020-21	Willie Reim, F	6	6 12	2021-22	Brandon Koch, D	22	3 25
				2021-22	Will Gavin, F	16	13 29	2022-23	Brandon Koch, D	18	6 24
				2022-23	Willie Reim, F	11	15 26	2023-24	Chris Hedden	29	8 37
					Will Gavin, F	11	11 22	2024-25	Clayton Cosentino	20	9 29
				2023-24	Will Gavin, F	19	17 36				
				2024-25	Austin Schwartz, F	12	9 21				

# Due to the COVID-19 pandemic, the Falcons played only 14 games

# INDIVIDUAL SINGLE-SEASON RECORDS

PPG			SHG			GWG		
YEAR	NAME	PPG	YEAR	NAME	SHG	YEAR	NAME	GWG
1981-82	Mark Manney	15*	1985-86	Three Players	1	1985-86	Tim Hartje	4
1982-83	F. Daldine/B. Umland	8	1986-87	Jim Jirele	3	1986-87	John Klimek	5
1983-84	Frank Daldine	10	1987-88	M. Mason/T. Supancich	2	1987-88	Mike Mason	3
1984-85	Frank Daldine	9	1988-89	None	--	1988-89	Four Players	2
1985-86	John Klimek	6	1989-90	Mark Majewski	2	1989-90	M. Majewski/B. Ingraham	3
1986-87	John Klimek	6	1990-91	Three Players	1	1990-91	J. Mantaro/B. Ingraham	3
1987-88	Joe Delich	7	1991-92	Eric Rice	5*	1991-92	Eric Rice	3
1988-89	Joe Doyle	6	1992-93	None	--	1992-93	Three Players	2
1989-90	Matt Watson	11	1993-94	Andy Veneri	4	1993-94	Three Players	3
1990-91	Bob Ingraham	8	1994-95	Mark DeGironimo	2	1994-95	Andy Veneri	4
1991-92	Bob Ingraham	8	1995-96	Todd Lafortune	2	1995-96	Pat Ryan	2
1992-93	Eric Rice	8	1996-97	Three Players	2	1996-97	Steve Maturro/Justin Kieffer	2
1993-94	John Decker	11	1997-98	Three Players	2	1997-98	Nels Grafstrom	3
1994-95	Andy Veneri	13	1998-99	Two Players	1	1998-99	Nels Grafstrom	4
1995-96	Mark DeGironimo	9	1999-00	Five Players	1	1999-00	Derek Olson	5
1996-97	Justin Kieffer	8	2000-01	Two Players	2	2000-01	Scott Zwiers	3
1997-98	Justin Kieffer	14	2001-02	Tom Starkey	1	2001-02	Shane Saum	3
1998-99	Brian Gornick	6	2002-03	T. Starkey/S. Pelletier	1	2002-03	Ryan Wiggins	4
1999-00	Gornick/Zwiers/Rodgers	6	2003-04	Mike Knaeble	3	2003-04	Leonard/Saum/Zacour	2
2000-01	Brian Gornick	8	2004-05	None	--	2004-05	Four Players	2
2001-02	Derek Olson	11	2005-06	Mike Knaeble	1	2005-06	Josh Schaffer/Eric Ehn	2
2002-03	Andy Berg	15*	2006-07	Mike Phillipich	1	2006-07	Andrew Ramsey	6
2003-04	Spanky Leonard	6	2007-08	Matt Fairchild	3	2007-08	Jeff Hajner	3
2004-05	Brandon Merkosky	10	2008-09	Matt Fairchild	4	2008-09	Jacques Lamoureux	9*
2005-06	Josh Schaffer/Brian Reese	6	2009-10	Paul Weisgarber/Blake Page	2	2009-10	Jacques Lamoureux	4
2006-07	Andrew Ramsey	10	2010-11	Five Players	1	2010-11	Jacques Lamoureux	5
2007-08	Jeff Hajner	9	2011-12	Casey Kleisinger	2	2011-12	John Kruse	4
2008-09	Jacques Lamoureux	15*	2012-13	Four Players	1	2012-13	Kyle De Laurell	4
2009-10	Jacques Lamoureux	13	2013-14	Two Players	1	2013-14	Holm/Thomas	4
2010-11	Jacques Lamoureux	13	2014-15	Kyle Mackey	1	2014-15	Cole Gunner	5
2011-12	Tim Kirby	6	2015-16	Ben Carey	5*	2015-16	Tyler Rostenkowski	3
2012-13	Kyle De Laurell	5	2016-17	Three Players	2	2016-17	Jordan Himley	5
2013-14	Holm/Halloran	4	2017-18	Two Players	1	2017-18	Tyler Ledford	3
2014-15	Cole Gunner	7	2018-19	Kyle Haak	2	2018-19	Three players	3
2015-16	Tyler Ledford	4	2019-20	Two Players	1	2019-20	Three players	2
2016-17	Evan Giesler	5	#2020-21	Three Players	1	#2020-21	Willie Reim	2
2017-18	Erik Baskin	5	2021-22	Two Players	1	2021-22	Will Gavin	4
2018-19	Kyle Haak/Kieran Durgan	6	2022-23	Two Players	1	2022-23	Clayton Cosentino	3
2019-20	Brandon Koch	5	2023-24	Austin Schwartz	4	2023-24	Will Gavin/Chris Hedden	3
#2020-21	Shawn Knowlton	3	2024-25	Mitchell Digby	2	2024-25	Austin Schwartz	4
2021-22	Nate Horn	5						
2022-23	Brandon Koch	4						
2023-24	Will Gavin	11						
2024-25	Chris Hedden							
	Nolan Cunningham	3						

\* *Denotes School Record*

# Due to the COVID-19 pandemic, the Falcons played only 14 games

# INDIVIDUAL SINGLE-SEASON RECORDS

Pen/Min			Saves/%			GAA		
YEAR	NAME	Pen-Min.	YEAR	NAME	Saves/%	YEAR	NAME	GAA
1968-69	Doug Johnson	20-59	1968-69	Kim Newman	939/.882	1968-69	Kim Newman	5.68
1969-70	Dave Skalko	26-68	1969-70	Kim Newman	*1166/.899	1969-70	Kim Newman	4.50
1970-71	Jim Skalko	39-97	1970-71	Kim Newman	1123/.908	1970-71	Kim Newman	4.10
1971-72	Gerry Micheletti	29-74	1971-72	Al Morrison	769/.882	1971-72	Al Morrison	3.70
1972-73	Gerry Micheletti	38-94	1972-73	Al Morrison	1132/.858	1972-73	Al Morrison	6.00
1973-74	Gerry Micheletti	33-82	1973-74	Al Morrison	749/.875	1973-74	Al Morrison	4.83
1974-75	Gerry Micheletti	43-105	1974-75	Al Morrison	620/.883	1974-75	Al Morrison	4.83
1975-76	Chuck Pribyl	27-68	1975-76	Dave Spannbauer	849/.881	1975-76	Dave Spannbauer	4.79
1976-77	Robin Robideaux	26-55	1976-77	Tom Talbot	605/.905	1976-77	Tom Talbot	3.40
1977-78	Robin Robideaux	22-55	1977-78	Tom Talbot	687/.847	1977-78	Gary Hennings	5.00
1978-79	Robin Robideaux	26-62	1978-79	Tom Talbot	960/.889	1978-79	Tom Talbot	4.20
1979-80	Steve Moes	27-54	1979-80	Mike Drake	444/.862	1979-80	Mike Drake	4.20
1980-81	Steve Moes	25-58	1980-81	Mike Drake	914/.869	1980-81	Mike Drake	5.30
1981-82	Rich Lund	23-46	1981-82	Mike Drake	886/.840	1981-82	Mike Drake	5.70
1982-83	Neil Schubert	23-58	1982-83	Mike McNeal	604/.830	1982-83	T.J. O'Shaughnessy	5.70
1983-84	Bob Sullivan	26-54	1983-84	Mike Crandall	514/.852	1983-84	John Ducharme	4.40
1984-85	Dan Johnson	24-48	1984-85	Jay Ducharme	399/.836	1984-85	Jay Ducharme	4.60
1985-86	Jim Anderson	25-58	1985-86	T.J. O'Shaughnessy	296/.880	1985-86	T.J. O'Shaughnessy	3.33
1986-87	Keith Nightingale	25-56	1986-87	John Moes	570/.889	1986-87	John Moes	3.48
1987-88	Kevin McManaman	22-46	1987-88	John Moes	510/.873	1987-88	John Moes	3.99
1988-89	Kevin McManaman	28-59	1988-89	Mark Liebich	488/.881	1988-89	Mark Liebich	4.27
1989-90	T.J. Courtney	32-85	1989-90	Mark Liebich	600/.886	1989-90	Mike Blank	3.44
1990-91	T.J. Courtney	49-110	1990-91	Mark Liebich	572/.865	1990-91	Mike Blank	4.49
1991-92	T.J. Courtney	47-113*	1991-92	Mark Liebich	814/.871	1991-92	Mark Liebich	4.24
1992-93	John Giusto	43-131	1992-93	Darec Liebel	560/.846	1992-93	Mike Benson	4.40
1993-94	Andy Veneri	31-66	1993-94	Pat Kielb	427/.854	1993-94	Pat Kielb	3.54
1994-95	John Decker	30-76	1994-95	Pat Kielb	593/.811	1994-95	Pat Kielb	4.49
1995-96	Brian Mulligan	25-71	1995-96	Pat Kielb	797/.851	1995-96	Pat Kielb	4.70
1996-97	Dan Davies	27-91	1996-97	Pat Kielb	479/.832	1996-97	Pat Kielb	4.81
1997-98	Justin Kieffer	37-86	1997-98	Aaron Ratfield	577/.878	1997-98	Aaron Ratfield	3.42
1998-99	Tony Lawrence	38-92	1998-99	Marc Kielkucki	700/.879	1998-99	Marc Kielkucki	3.33
1999-00	Brian Reaney	29-66	1999-00	Marc Kielkucki	802/.887	1999-00	Marc Kielkucki	3.05
2000-01	Ryan Smith	19-41	2000-01	Marc Kielkucki	947/.908	2000-01	Marc Kielkucki	2.85
2001-02	Brian Reaney	19-46	2001-02	Mike Polidor	682/.887	2001-02	Mike Polidor	3.39
2002-03	Shane Saum	28-86	2002-03	Mike Polidor	882/.880	2002-03	Mike Polidor	3.90
2003-04	Shane Saum	26-60	2003-04	Mike Polidor	628/.882	2003-04	Peter Foster	3.03
2004-05	Andrew Ramsey	30-87	2004-05	Peter Foster	660/.900	2004-05	Peter Foster	2.66
2005-06	Brooks Turnquist	20-50	2005-06	Peter Foster	422/.868	2005-06	Peter Foster	3.09
2006-07	Andrew Ramsey	25-61	2006-07	Ben Worker	251/.896	2006-07	Ben Worker	2.25
2007-08	Matt Charbonneau	30-60	2007-08	Andrew Volkening	813/.911	2007-08	Andrew Volkening	2.09
2008-09	Brent Olson	32-78	2008-09	Andrew Volkening	937/.920	2008-09	Andrew Volkening	1.97
2009-10	Jacques Lamoureux	19-52	2009-10	Andrew Volkening	989/.918	2009-10	Andrew Volkening	2.19
2010-11	Mike Walsh	14-47	2010-11	Jason Torf	865/.909	2010-11	Jason Torf	2.87
2011-12	Cole Gunner	17-37	2011-12	Jason Torf	394/.929*	2011-12	Jason Torf	1.73*
2012-13	Cole Gunner	21-54	2012-13	Jason Torf	969/.918	2012-13	Jason Torf	2.36
2013-14	Dan Weissenhofer	27-65	2013-14	Chris Truehl	278/.921	2013-14	Chris Truehl	2.01
2014-15	Dan Weissenhofer	18-47	2014-15	Chris Truehl	834/.893	2014-15	Chris Truehl	2.96
2015-16	Zach Yoder	15-30	2015-16	Shane Starrett	689/.924	2015-16	Shane Starrett	1.92
2016-17	Kyle Mackey	22-44	2016-17	Shane Starrett	871/.925	2016-17	Shane Starrett	1.99
2017-18	Zack Mirageas	23-57	2017-18	Billy Christopoulos	1026/.922	2017-18	Billy Christopoulos	2.06
2018-19	Brady Tomlak	15-52	2018-19	Billy Christopoulos	766/.914	2018-19	Billy Christopoulos	2.24
2019-20	Zach Mirageas	15-41	2019-20	Alex Schilling	646/.903	2019-20	Alex Schilling	2.39
#2020-21	Zach Mirageas	15-38	#2020-21	Zach LaRocque	148/.892	#2020-21	Zach LaRocque	2.82
2021-22	Will Gavin	20-73	2021-22	Alex Schilling	803/.879	2021-22	Alex Schilling	3.51
2022-23	Mason McCormick	15-49	2022-23	Maiszon Balboa	286/.889	2022-23	Maiszon Balboa	3.07
2023-24	Luke Rowe	21-70	2023-24	Guy Blessing	895/.899	2023-24	Guy Blessing	2.81
2024-25	Chris Hedden	11-52	2024-25	Guy Blessing	953/.907	2024-25	Guy Blessing	2.48

# Due to the COVID-19 pandemic, the Falcons played only 14 games

# INDIVIDUAL SINGLE-SEASON RECORDS BY DEFENSEMEN

Goals			Assists			Points		
YEAR	NAME	Goals	YEAR	NAME	Assists	YEAR	NAME	Points
1968-69	D. Johnson/L. Tetlow	1	1968-69	Doug Johnson	7	1968-69	Doug Johnson	7
1969-70	Doug Johnson	3	1969-70	Steve Mullvain	13	1969-70	Steve Mullvain	15
1970-71	Ron Nagurski	10	1970-71	Steve Mullvain	19	1970-71	Steve Mullvain	26
1971-72	Steve Mullvain	8	1971-72	Steve Mullvain	36	1971-72	Steve Mullvain	44
1972-73	Gerry Micheletti	10	1972-73	Gerry Micheletti	24	1972-73	Gerry Micheletti	34
1973-74	Gerry Micheletti	6	1973-74	Gerry Micheletti	24	1973-74	Gerry Micheletti	30
1974-75	Gerry Micheletti	14*	1974-75	Gerry Micheletti	36	1974-75	Gerry Micheletti	50*
1975-76	Doug Liebbrand	9	1975-76	Doug Liebbrand	39*	1975-76	Doug Liebbrand	48
1976-77	Doug Liebbrand	14*	1976-77	Tom Uren	39*	1976-77	Tom Uren	48
1977-78	Bill Luukkonen	9	1977-78	Bill Luukkonen	17	1977-78	Bill Luukkonen	26
1978-79	Bill Luukkonen	10	1978-79	Bill Luukkonen	19	1978-79	Bill Luukkonen	22
1979-80	Rich Lund	4	1979-80	Rich Lund	17	1979-80	Steve Moes	19
1980-81	Rich Lund	4	1980-81	Steve Moes	16	1980-81	Steve Moes	19
1981-82	Rich Lund	5	1981-82	Rich Lund	18	1981-82	Rich Lund	23
1982-83	Several Players	2	1982-83	Tom Zuccaro	4	1982-83	Tom Zuccaro	6
1983-84	Bill Anderson	5	1983-84	James Brunkow	7	1983-84	Bill Anderson	11
1984-85	Bill Anderson	7	1984-85	Keith Nightingale	10	1984-85	Keith Nightingale	16
1985-86	Keith Nightingale	6	1985-86	Tom Zupancich	15	1985-86	Tom Zupancich	18
1986-87	Tom Zupancich	12	1986-87	John Anzels	16	1986-87	Tom Zupancich	27
1987-88	Kevin McManaman	8	1987-88	Kevin McManaman	15	1987-88	Kevin McManaman	23
1988-89	John Anzels	11	1988-89	John Anzels	19	1988-89	John Anzels	28
1989-90	Bob Ingraham	13	1989-90	Dan Greene	22	1989-90	Bob Ingraham	30
1990-91	Bob Ingraham	14*	1990-91	Bob Ingraham	22	1990-91	Bob Ingraham	40
1991-92	Bob Ingraham	14*	1991-92	Bob Ingraham	24	1991-92	Bob Ingraham	38
1992-93	Bilek/ DeGironimo	6	1992-93	Beau Bilek	14	1992-93	Beau Bilek	20
1993-94	Beau Bilek	9	1993-94	Beau Bilek	33	1993-94	Beau Bilek	42
1994-95	Beau Bilek	8	1994-95	Beau Bilek	29	1994-95	Beau Bilek	37
1995-96	Justin Scott	6	1995-96	Dan Davies	12	1995-96	Dan Davies	17
1996-97	Dan Davies/Justin Scott	5	1996-97	Dan Davies	18	1996-97	Dan Davies	23
1997-98	Dan Davies	5	1997-98	Dan Davies	19	1997-98	Dan Davies	24
1998-99	Dan Davies	4	1998-99	Dan Davies	16	1998-99	Dan Davies	20
1999-00	Jace Anders	7	1999-00	Jace Anders	14	1999-00	Jace Anders	21
2000-01	B. Reaney/J. Locallo	3	2000-01	Jace Anders	19	2000-01	Jace Anders	21
2001-02	Brian Reaney	6	2001-02	Brian Reaney	12	2001-02	Brian Reaney	18
2002-03	Brian Reaney	3	2002-03	B.Reaney/S.Mead	19	2002-03	Brian Reaney	22
2003-04	Brooks Turnquist	4	2003-04	Steve Mead	17	2003-04	Steve Mead	19
2004-05	Brian Gineo	9	2004-05	Brian Gineo	14	2004-05	Brian Gineo	23
2005-06	Brian Gineo	6	2005-06	Brian Gineo	15	2005-06	Brian Gineo	21
2006-07	Billy Devoney	5	2006-07	Michael Mayra	15	2006-07	Michael Mayra	16
2007-08	Greg Flynn	8	2007-08	Greg Flynn	23	2007-08	Greg Flynn	31
2008-09	Greg Flynn	7	2008-09	Greg Flynn	35	2008-09	Greg Flynn	42
2009-10	Tim Kirby	5	2009-10	Tim Kirby	19	2009-10	Tim Kirby	24
2010-11	Scott Mathis	8	2010-11	Scott Mathis	19	2010-11	Scott Mathis	27
2011-12	Tim Kirby	12	2011-12	Scott Mathis	17	2011-12	Tim Kirby	28
2012-13	Adam McKenzie	8	2012-13	Dan Weissenhofer	13	2012-13	Adam McKenzie	20
2013-14	Adam McKenzie	7	2013-14	Alex Halloran	14	2013-14	Alex Halloran	18
2014-15	Johnny Hrabovsky	3	2014-15	Dan Weissenhofer	14	2014-15	Adam McKenzie	18
2015-16	Johnny Hrabovsky	7	2015-16	Phil Boje	11	2015-16	Dan Weissenhofer	14
2016-17	Phil Boje	9	2016-17	Phil Boje	21	2015-16	Johnny Hrabovsky	15
2017-18	Matt Koch	3	2017-18	Boje/Mirageas/Koch	15	2016-17	Phil Boje	15
2018-19	Matt Koch	4	2018-19	Matt Koch	21	2016-17	Phil Boje	30
2019-20	Brandon Koch	6	2019-20	Zach Mirageas	20	2017-18	Matt Koch	18
#2020-21	Brandon Koch	3	#2020-21	Brandon Koch	6	2018-19	Matt Koch	25
2021-22	Sam Brennan	6	2021-22	Brandon Koch	22	2019-20	Zach Mirageas	23
	Mitchell Digby	6	2022-23	Brandon Koch	18	#2020-21	Brandon Koch	9
2022-23	Luke Rowe	7	2023-24	Chris Hedden	29	2021-22	Brandon Koch	25
2023-24	Chris Hedden	8	2024-25	Chris Hedden	15	2022-23	Brandon Koch	24
2024-25	Chris Hedden	11					Luke Rowe	24
						2023-24	Chris Hedden	37
						2024-25	Chris Hedden	26

# Due to the COVID-19 pandemic, the Falcons played only 14 games

# ALL-TIME RESULTS

## THE FOUNDATION OF AIR FORCE HOCKEY

Prior to the Air Force hockey program going Division I in 1968-69, cadets had been playing hockey, both indoors and outdoors, since 1958. In 1966, Vic Heyliger was hired to coach the Air Force hockey club team and then make the transition to Division I in 1968. Heyliger, a former NHL player with the Chicago Blackhawks, started the Academy program after leading the University of Michigan to six national championships in 13 years. Heyliger's club teams played schedules that included teams from Illinois, Ohio State and Bowling Green.

The Air Force hockey program is trying to recapture some of the history of these club teams. Below is a list of players who helped pioneer the sport of hockey at the Academy. Most of these former players do not show up as lettermen, as letters are only awarded for varsity competition. If anyone has more information about the club era of Air Force hockey, feel free to contact sports information director Dave Toller at [Dave.Toller@afacademy.af.edu](mailto:Dave.Toller@afacademy.af.edu).

Frank Birk, D	Hal Henderson, D	Frank Setterquist, W
Bob Boots, W	Eric Kliner, D	Scott Sonnenberg, W
Pete Bracci, W	Ted Legasey, W	George Stagno, W
Roger Carlson, W	Bill McConnell, W	Bob Stewart, W
John Carson, W	Bruce McFadzean, D	Lew Tetlow, D
Dave Croitteau, G	Pat Nesbitt, C	Gene Thompson, D
Mark Denney, G	Kim Newman, G	Tom Waugh, W
Bob Fleury, W	Joe O'Gorman, F	Steve Wyman, D
Dale Franz, D	Tom Perrot, W	
Steve Hall, C	Harry Rodman, F	

### 1968-69 (6-12)

Dec. 13	NOTRE DAME	1-8
Dec. 14	NOTRE DAME	4-5
Jan. 10	at Bowling Green	2-5
Jan. 11	at Bowling Green	1-11
Jan. 17	OHIO STATE	6-4
Jan. 18	OHIO STATE	4-6
Jan. 24	ILLINOIS	6-2
Jan. 25	ILLINOIS	7-0
Jan. 31	OHIO UNIV.	6-9
Feb. 1	LAKE FOREST	2-4
Feb. 7	vs. Wis. St.-River Falls @	4-7
Feb. 8	vs. Wis. St.-River Falls @	6-8
Feb. 14	BOWLING GREEN	6-7
Feb. 15	BOWLING GREEN	4-6
Feb. 21	at Ohio State	5-7
Feb. 22	at Ohio State	7-4
Feb. 28	ST. JOHN'S (MINN.)	6-1
Mar. 1	ST. JOHN'S (MINN.)	8-6
Mar. 22	vs. Army (ex.)\$	4-12
Mar. 23	vs. Army (ex.)\$	0-8

@ at St. Paul Academy, St. Paul, Minn.  
\$ Exhib. game played in St. Petersburg, Fla.

**HEAD COACH:** Vic Heyliger

**LEADING SCORER:** Steve Hall, C, 21 goals, 22 assists, 43 points

### 1969-70 (11-17-1)

Nov. 28	Rainy River @	3-5
Nov. 29	Rainy River @	8-5
Dec. 5	COLO. COLLEGE	1-5
Dec. 6	at Colo. College	2-8
Dec. 13	GUSTAVUS ADOLPHUS	4-8
Dec. 14	GUSTAVUS ADOLPHUS	4-2
Jan. 2	vs. Penn*	4-6
Jan. 3	vs. Hamilton*	1-2

Jan. 9	ST. MARY'S (MINN.)	9-3
Jan. 10	ST. MARY'S (MINN.)	2-4
Jan. 16	LAKE FOREST	4-2
Jan. 17	LAKE FOREST	5-0
Jan. 23	at Ohio St.	0-2
Jan. 24	at Ohio St.	1-7
Jan. 30	NOTRE DAME	5-11
Feb. 3	NOTRE DAME	5-4
Feb. 6	WIS. ST.-RIVER FALLS	9-3
Feb. 7	WIS. ST.-RIVER FALLS	7-6
Feb. 13	at Ohio Univ.	4-5
Feb. 14	at Ohio Univ.	4-4 ot
Feb. 16	at Lake Forest	8-2
Feb. 20	OHIO UNIV.	6-3
Feb. 21	OHIO UNIV.	5-4 ot
Feb. 27	OHIO ST.	2-5
Feb. 28	OHIO ST.	5-6
Mar. 6	at Notre Dame	3-4
Mar. 7	at Notre Dame	3-6
Mar. 13	ROYAL MILITARY (CAN)	4-5 ot
Mar. 14	ROYAL MILITARY (CAN)	2-6

\* — Buffalo Tournament  
@ — at International Falls, Minn.

**HEAD COACH:** Vic Heyliger

**LEADING SCORER:** Dave Skalko, C, 19 goals, 34 assists, 53 points

### 1970-71 (15-11-2)

Nov. 20	at Ohio Univ.	3-2 ot
Nov. 21	vs. Ohio Univ.\$	4-3 ot
Nov. 26	at Wis. St.-Superior	4-0
Nov. 27	at Wis. St.-Superior	9-2
Dec. 4	at St. Louis	4-7
Dec. 6	at St. Louis	3-5
Dec. 11	WIS. ST.-SUPERIOR	13-4
Dec. 12	WIS. ST.-SUPERIOR	8-5
Jan. 8	NOTRE DAME	4-5

Jan. 9	NOTRE DAME	2-4
Jan. 15	COLO. COLLEGE	5-8
Jan. 16	at Colo. College	7-7 ot
Jan. 22	at Ohio St.	2-3
Jan. 23	at Ohio St.	5-2
Jan. 29	at Royal Military (Can.)	4-2
Jan. 30	at Royal Military (Can.)	5-5 ot
Feb. 5	GUSTAVUS ADOLPHUS	4-5
Feb. 6	GUSTAVUS ADOLPHUS	6-5
Feb. 12	COLO. COLLEGE	7-4
Feb. 13	at Colo. College	5-8
Feb. 19	OHIO ST.	4-0
Feb. 20	OHIO ST.	1-5
Feb. 26	ST. LOUIS	6-4
Feb. 27	ST. LOUIS	7-6 ot
Mar. 5	OHIO UNIV.	4-3
Mar. 6	OHIO UNIV.	5-4
Mar. 12	at Notre Dame	0-5
Mar. 13	at Notre Dame	1-4

\$ — at Athens, Ohio

**HEAD COACH:** Vic Heyliger

**LEADING SCORER:** Bob Ross, F, 33 goals,

23 assists, 56 points

### 1971-72 (25-6)

Nov. 19	at Lake Forest	8-4
Nov. 20	at Lake Forest	8-2
Nov. 26	at Wis. St.-Superior	4-3
Nov. 27	at Wis. St.-Superior	10-5
Dec. 3	ST. THOMAS (MINN.)	9-2
Dec. 4	ST. THOMAS (MINN.)	4-2
Dec. 10	COLORADO	10-2
Dec. 11	COLORADO	7-2
Jan. 1	vs. Dalhousie*	5-6 ot
Jan. 2	vs. Princeton*	6-1
Jan. 7	ROYAL MILITARY (CAN.)	5-2
Jan. 8	ROYAL MILITARY (CAN.)	6-5
Jan. 14	at St. Louis	4-6
Jan. 15	at St. Louis	7-5
Jan. 19	COLO. COLLEGE	4-12
Jan. 21	Stanford \$	16-3
Jan. 26	at Denver	3-6
Jan. 28	ST. LAWRENCE	3-5
Jan. 29	ST. LAWRENCE	7-4
Feb. 4	GUSTAVUS ADOLPHUS	6-4
Feb. 5	GUSTAVUS ADOLPHUS	4-1
Feb. 11	at Colorado	11-1
Feb. 12	at Colorado	14-5
Feb. 16	at Colo. College	3-11
Feb. 18	STANFORD	14-3
Feb. 19	STANFORD	14-4
Feb. 25	CONCORDIA (MINN.)	5-3
Feb. 26	CONCORDIA (MINN.)	9-3
Mar. 5	COLO. COLLEGE	10-5
Mar. 11	at Iowa St.	3-2
Mar. 12	at Iowa St.	7-0

\* — Bowdoin Tour., Brunswick, Maine

**HEAD COACH:** Vic Heyliger

**LEADING SCORER:** Dave Skalko, C, 27 goals, 49 assists, 76 points

## ALL-TIME RESULTS

### 1972-73 (16-16)

Nov. 17	at Lake Forest	7-6 ot
Nov. 18	at Lake Forest	7-2
Nov. 23	vs. Boston Univ.*	4-10
Nov. 24	at Minn.-Duluth*	2-7
Nov. 25	vs. Lake Superior St.*	3-14
Dec. 1	CONCORDIA (MINN.)	6-5 ot
Dec. 2	CONCORDIA (MINN.)	5-4 ot
Dec. 8	COLO. COLLEGE	3-6
Dec. 9	COLO. COLLEGE	4-6
Dec. 27	vs/ Bowling Green**	4-3 ot
Dec. 28	vs/ Michigan St.**	1-4
Jan. 5	vs. Augsburg***	4-6
Jan. 6	CONCORDIA (MINN.)	6-2
Jan. 12	WIS. ST.-RIVER FALLS	9-4
Jan. 13	WIS. ST.-RIVER FALLS	11-2
Jan. 19	at Michigan St.	1-10
Jan. 20	at Michigan St.	5-11
Jan. 24	at Colorado College	4-14
Jan. 26	at Royal Military (Can.)	5-4
Jan. 27	at Royal Military (Can.)	7-8
Feb. 2	GUSTAVUS ADOLPHUS	7-0
Feb. 3	GUSTAVUS ADOLPHUS	3-7
Feb. 9	LAKE FOREST	6-3
Feb. 10	LAKE FOREST	8-2
Feb. 11	at Denver &	3-4 ot
Feb. 16	at St. Lawrence	4-7
Feb. 17	at St. Lawrence	3-10
Feb. 21	at Colo. College	6-9
Mar. 2	at St. Thomas (Minn.)	7-3
Mar. 3	at St. Thomas (Minn.)	8-4
Mar. 9	ST. LOUIS	8-9 ot
Mar. 10	ST. LOUIS	5-4 ot

\* — Christmas City Tourn., Duluth, Minn.

\*\* — Flint Tournament, Flint, Mich.

\*\*\* — Richfield Tourn., Richfield, Minn.

& - played at Denver Coliseum

**HEAD COACH:** Vic Heyliger

**LEADING SCORER:** Dave Skalko, C, 13 goals, 44 assists, 57 points

### 1973-74 (12-15)

Nov. 16	LAKE FOREST	9-2
Nov. 17	LAKE FOREST	12-2
Nov. 23	at Denver	4-6
Nov. 30	COLO. COLLEGE	1-15
Dec. 1	at Colo. College	4-6
Dec. 7	MICHIGAN ST.	3-7
Dec. 8	MICHIGAN ST.	4-6
Dec. 27	Michigan*	6-7 ot
Dec. 28	York (Can.)*	4-5
Jan. 4	at Gustavus Adolphus	6-3
Jan. 5	at Gustavus Adolphus	2-4
Jan. 11	ST. MARY'S (MINN.)	13-0
Jan. 12	ST. MARY'S (MINN.)	10-3
Jan. 18	at Ohio St.	2-5
Jan. 19	at Ohio St.	2-5
Jan. 25	ROYAL MILITARY (CAN.)	5-2
Jan. 26	ROYAL MILITARY (CAN.)	7-5
Feb. 1	ST. THOMAS (MINN.)	7-2

Feb. 2	ST. THOMAS (MINN.)	4-10
Feb. 8	at St. Louis	3-0
Feb. 9	at St. Louis	3-11
Feb. 15	AUGSBURG	8-2
Feb. 16	AUGSBURG	10-3
Feb. 22	Merrimack**	2-4
Feb. 23	Lake Forest**	8-5
Mar. 1	BOWLING GREEN	2-6
Mar. 2	BOWLING GREEN	2-1

\* — Flint Tournament, Flint, Mich.

\*\* — Lake Forest Tourn., Lake Forest, Ill.

**HEAD COACH:** Vic Heyliger

**LEADING SCORER:** Chuck Delich, F, 43 goals, 24 assists, 67 points

### 1974-75 (24-5-1)

Nov. 15	at #10 New Hampshire	7-6
Nov. 16	at #10 New Hampshire	4-9
Nov. 20	COLORADO	6-0
Nov. 22	OHIO ST.	2-1
Nov. 23	OHIO ST.	3-2
Nov. 29	at Alaska-Anchorage	7-3
Nov. 30	at Alaska-Anchorage	4-3
Dec. 6	ST. THOMAS (MINN.)	11-5
Dec. 7	ST. THOMAS (MINN.)	1-6
Dec. 10	IOWA ST.	10-2
Dec. 11	IOWA ST.	15-1
Jan. 10	ST. CLOUD ST. (MINN.)	9-1
Jan. 11	ST. CLOUD ST. (MINN.)	7-5
Jan. 15	at #4 Colo. College	1-0
Jan. 17	ST. JOHN'S (MINN.)	7-3
Jan. 18	ST. JOHN'S (MINN.)	15-2
Jan. 21	at Denver	4-7
Jan. 24	at Royal Military (Can.)	4-4 ot
Jan. 25	at Royal Military (Can.)	7-1
Jan. 31	at Wis.-River Falls	6-2
Feb. 1	at Wis.-River Falls	9-0
Feb. 7	GUSTAVUS ADOLPHUS	11-8
Feb. 8	GUSTAVUS ADOLPHUS	6-2
Feb. 14	AUGSBURG	5-3
Feb. 15	AUGSBURG	5-4
Feb. 19	#6 COLO. COLLEGE	7-6 ot

Feb. 21	LAKE FOREST	6-2
Feb. 22	LAKE FOREST	11-1
Feb. 28	at Bowling Green	3-5
Mar. 1	at Bowling Green	2-7

**HEAD COACH:** John Matchefts

**LEADING SCORER:** Chuck Delich, C, 38 goals, 26 assists, 64 points


### 1975-76 (16-10)

Nov. 14	at Lake Forest	8-2
Nov. 15	at Lake Forest	5-3
Nov. 21	at Mankato St.	7-5
Nov. 22	at Mankato St.	8-3
Nov. 27	Colgate*	2-6
Nov. 28	Pennsylvania*	7-5
Dec. 5	MANITOBA (CAN.)	3-4
Dec. 6	MANITOBA (CAN.)	9-6
Dec. 10	U.S. NATIONAL TEAM (exh.)	4-14
Dec. 12	CONCORDIA (MINN.)	5-4
Dec. 13	CONCORDIA (MINN.)	10-4
Jan. 9	WIS.-RIVER FALLS	10-8
Jan. 10	WIS.-RIVER FALLS	3-6
Jan. 13	DENVER	6-11
Jan. 16	BOWDOIN	3-5
Jan. 17	BOWDOIN	2-1
Jan. 23	at Army	0-3
Jan. 24	at Army	9-2
Jan. 30	ROYAL MILITARY (CAN.)	6-2
Jan. 31	ROYAL MILITARY (CAN.)	4-3
Feb. 6	at Western Michigan	7-5
Feb. 7	at Western Michigan	2-6
Feb. 11	at Denver	3-11
Feb. 13	ST. THOMAS (MINN.)	5-7
Feb. 14	ST. THOMAS (MINN.)	5-7
Feb. 27	CHICAGO ST.	13-6
Feb. 28	CHICAGO ST.	14-6

\* - Utica Tournament, Utica, N.Y.

**HEAD COACH:** John Matchefts

**LEADING SCORER:** Chuck Delich, C, 44 goals, 35 assists, 79 points



## ALL-TIME RESULTS

### 1976-77 (20-7)

Nov. 12	at Wis.-Stout	6-2
Nov. 13	at Wis.-Stout	3-4 ot
Nov. 19	at St. John's (Minn.)	6-3
Nov. 20	at St. Cloud State	8-4
Nov. 26	York (Can.)*	1-5
Nov. 27	Waterloo (Can.)*	2-4
Dec. 4	ST. JOHN'S (MINN.)	9-1
Dec. 5	ST. JOHN'S (MINN.)	9-2
Dec. 10	MANKATO ST.	10-4
Dec. 11	MANKATO ST.	6-3
Jan. 7	MANITOBA (CAN.)	4-3 ot
Jan. 8	MANITOBA (CAN.)	2-8
Jan. 14	ST. THOMAS (MINN.)	10-4
Jan. 15	ST. THOMAS (MINN.)	12-2
Jan. 21	at Royal Military (Can.)	6-2
Jan. 22	at Royal Military (Can.)	4-1
Jan. 28	ARMY	6-3
Jan. 29	ARMY	6-2
Feb. 1	at Denver	9-8
Feb. 4	WESTERN MICHIGAN	7-3
Feb. 5	WESTERN MICHIGAN	8-9
Feb. 11	at Colo. College	2-7
Feb. 13	COLO. COLLEGE	4-5
Feb. 18	AUGSBURG	7-6 ot
Feb. 19	AUGSBURG	7-4
Feb. 25	WINNIPEG (CAN.)	6-2
Feb. 26	WINNIPEG (CAN.)	10-3


\* - Thanksgiving Holiday Tournament, Binghamton, N.Y.

**HEAD COACH:** John Matchefts  
**LEADING SCORER:** Chuck Delich, C, 31 goals, 38 assists, 69 points

### 1977-78 (9-17)

Nov. 11	at Wis.-Stout	7-3
Nov. 12	at Wis.-Stout	9-6
Nov. 18	NEW HAMPSHIRE	7-11
Nov. 19	NEW HAMPSHIRE	6-7
Nov. 25	at St. Louis	0-12
Nov. 27	at St. Louis	2-8
Dec. 2	HAMLIN	10-1
Dec. 3	HAMLIN	9-1
Dec. 9	at Colo. College	5-7
Dec. 10	COLO. COLLEGE	5-6 ot
Dec. 27	at Boston Univ.	7-8
Dec. 28	at Boston College	1-6
Jan. 6	NORTHERN MICH.	1-5
Jan. 7	NORTHERN MICH.	0-3
Jan. 10	DENVER	3-7
Jan. 13	at Wis.-River Falls	2-5
Jan. 14	at Wis.-River Falls	5-3
Jan. 20	ROYAL MILITARY (CAN.)	11-1
Jan. 21	ROYAL MILITARY (CAN.)	10-3
Feb. 3	MANITOBA (CAN.)	6-4
Feb. 4	MANITOBA (CAN.)	1-9
Feb. 10	GUSTAVUS ADOLPHUS	5-2
Feb. 11	GUSTAVUS ADOLPHUS	3-8
Feb. 14	DENVER	3-7
Feb. 17	at Mankato St.	1-7
Feb. 18	at Mankato St.	2-4

**HEAD COACH:** John Matchefts  
**LEADING SCORER:** Bob Sajevic, C, 25 goals, 34 assists, 59 points



### 1978-79 (18-12-1)

Nov. 10	at Northern Michigan	3-4
Nov. 11	at Northern Michigan	1-8
Nov. 17	ST. LOUIS	7-8 ot
Nov. 18	ST. LOUIS	3-11
Nov. 24	Northern Arizona@	2-2 ot
Nov. 25	Northern Arizona@	5-1
Dec. 1	MANKATO ST.	5-3
Dec. 2	MANKATO ST.	8-4
Dec. 5	COLO. COLLEGE	6-1
Dec. 8	ST. CLOUD STATE	6-2
Dec. 9	ST. CLOUD STATE	4-3 ot
Dec. 28	Princeton*	3-6
Dec. 29	Rensselaer Polytechnic Inst.*	3-7
Dec. 30	St. Lawrence*	3-4
Jan. 5	BOSTON COLLEGE	1-11
Jan. 6	BOSTON COLLEGE	7-14
Jan. 12	MERRIMACK	3-10
Jan. 13	MERRIMACK	2-1
Jan. 19	at Royal Military (Can.)	9-2
Jan. 20	at Royal Military (Can.)	8-1
Jan. 26	at Gustavus Adolphus	5-1
Jan. 27	at Gustavus Adolphus	4-3
Feb. 2	WIS.-STOUT	11-3
Feb. 3	WIS.-STOUT	13-2
Feb. 6	at Colo. College	3-8
Feb. 9	WIS.-RIVER FALLS	5-2
Feb. 10	WIS.-RIVER FALLS	6-5
Feb. 16	WINNIPEG	4-5
Feb. 17	WINNIPEG	8-3
Feb. 23	U.S. INTERNATIONAL	9-2
Feb. 24	U.S. INTERNATIONAL	5-2


@ — at Albuquerque, N.M.

\* — RPI Tournament, Troy, N.Y.

**HEAD COACH:** John Matchefts

**LEADING SCORER:** Mike Smellie, RW, 34 goals, 31 assists, 65 points

### 1977-78 Air Force Falcons



# ALL-TIME RESULTS

## 1979-80 (15-16)


Nov. 17	at U.S. International	2-13
Nov. 18	at U.S. International	3-6
Nov. 24	at Mankato St.	2-4
Nov. 25	at Mankato St.	2-5
Nov. 30	ST. THOMAS (MINN.)	6-3
Dec. 1	ST. THOMAS (MINN.)	6-5
Dec. 7	ST. SCHOLASTICA	8-11
Dec. 8	ST. SCHOLASTICA	6-5
Dec. 11	COLO. COLLEGE	4-7
Dec. 30	Dartmouth*	3-7
Dec. 31	Maine*	1-6
Jan. 2	at New Hampshire	4-9
Jan. 4	vs. American International**	6-3
Jan. 5	vs. Merrimack**	3-8
Jan. 11	ROYAL MILITARY (CAN.)	3-2
Jan. 12	ROYAL MILITARY (CAN.)	7-3
Jan. 15	at Denver	5-3
Jan. 18	NORTHERN ARIZONA	6-0
Jan. 19	NORTHERN ARIZONA	7-0
Jan. 25	WINNIPEG	6-5
Jan. 26	WINNIPEG	11-2
Feb. 1	at Wis.-River Falls	7-4
Feb. 2	at Wis.-River Falls	6-3
Feb. 5	at Colo. College	2-3
Feb. 8	MANITOBA (CAN.)	6-4
Feb. 9	MANITOBA (CAN.)	7-9
Feb. 12	at Denver	1-11
Feb. 15	U.S. INTERNATIONAL	3-5
Feb. 16	U.S. INTERNATIONAL	3-7
Feb. 22	AUGSBURG	7-6
Feb. 23	AUGSBURG	7-8

\* — Auld Lang Syne Tourn., Hanover, N.H.  
 \*\* — Merrimack Tourn., Andover, Mass.

**HEAD COACH:** John Matchefts  
**LEADING SCORER:** Bob Sajevic, C, 35 goals, 29 assists, 64 points

## 1980-81 (13-13)

Nov. 14	at Iowa St.	6-5
Nov. 15	at Iowa St.	5-6
Nov. 21	COLO. COLLEGE	2-6
Nov. 22	at Colo. College	1-6
Nov. 28	at North Dakota	1-7
Nov. 29	at North Dakota	1-8
Dec. 5	WINNIPEG	6-5
Dec. 6	WINNIPEG	7-5
Dec. 28	Cornell*	0-8
Dec. 29	Princeton*	1-7
Jan. 9	KENT ST.	3-4
Jan. 10	KENT ST.	5-2
Jan. 16	BETHEL (MINN.)	7-6ot
Jan. 17	BETHEL (MINN.)	5-3
Jan. 23	at Alaska-Anchorage	4-3ot
Jan. 24	at Alaska-Anchorage	7-6ot
Jan. 27	at Denver	2-10
Jan. 30	WIS.-SUPERIOR	4-2
Jan. 31	WIS.-SUPERIOR	4-1
Feb. 6	ST. SCHOLASTICA	5-2



## 1980-81 Air Force Falcons

Feb. 7	ST. SCHOLASTICA	6-4
Feb. 10	DENVER	2-5
Feb. 13	MANKATO ST.	2-5
Feb. 14	MANKATO ST.	4-6
Feb. 21	NEW ENGLAND COLL.	8-6
Feb. 22	NEW ENGLAND COLL.	5-10

\* - Broadmoor Holiday Tourn., Colo. Springs, Colo.  
**HEAD COACH:** John Matchefts  
**LEADING SCORER:** Tom Richards, C, 22 goals, 20 assists, 42 points

## 1981-82 (12-17-1)

Nov. 13	at Mankato St.	4-9
Nov. 14	at Mankato St.	2-5
Nov. 20	ST. CLOUD STATE	6-4
Nov. 21	ST. CLOUD STATE	6-4
Nov. 27	IOWA ST.	4-3 ot
Nov. 28	IOWA ST.	3-5
Dec. 1	COLO. COLLEGE	2-4
Dec. 4	ST. MARY'S (MINN.)	6-5
Dec. 5	ST. MARY'S (MINN.)	4-2
Dec. 31	Lake Superior St.*	2-7
Jan. 1	Minn.-Duluth*	4-10
Jan. 2	Northeastern*	0-14
Jan. 8	HAMLIN	12-3
Jan. 9	HAMLIN	7-4
Jan. 12	at Colo. College	4-10
Jan. 15	BRANDON (CAN.)	7-8 ot
Jan. 16	BRANDON (CAN.)	2-4
Jan. 22	WIS.-RIVER FALLS	9-6
Jan. 23	WIS.-RIVER FALLS	6-5 ot
Jan. 29	at Iowa St.	6-5
Jan. 30	at Iowa St.	1-4
Feb. 2	at Denver	0-7
Feb. 5	GUSTAVUS ADOLPHUS	1-7
Feb. 6	GUSTAVUS ADOLPHUS	6-5
Feb. 13	WINNIPEG (CAN.)	4-5
Feb. 14	WINNIPEG (CAN.)	7-8 ot
Feb. 19	Northern Arizona**	5-7
Feb. 20	U.S. International**	4-5

Feb. 27	ST. OLAF (MINN.)	4-4 ot
Feb. 28	ST. OLAF (MINN.)	10-1

\* — Jeno's Holiday Tourn., Duluth, Minn.  
 \*\* — Northern Ariz. Tourn., Flagstaff, Ariz.  
**HEAD COACH:** John Matchefts  
**LEADING SCORER:** Mark Manney, LW, 27 goals, 26 assists, 53 points

## 1982-83 (5-23)

Nov. 12	MANKATO ST.	4-6
Nov. 13	MANKATO ST.	4-6
Nov. 19	at Royal Military (Can.)	4-6
Nov. 20	at Royal Military (Can.)	4-6
Nov. 26	at Wisconsin	1-13
Nov. 27	at Wisconsin	0-14
Dec. 1	U.S. INTERNATIONAL	2-12
Dec. 3	ST. THOMAS (MINN.)	5-2
Dec. 4	ST. THOMAS (MINN.)	4-5ot
Dec. 10	ST. SCHOLASTICA (MN.)	2-3
Dec. 11	ST. SCHOLASTICA (MN.)	2-3
Dec. 29	Clarkson*	0-17
Dec. 30	Toronto*	4-8
Jan. 7	AUGSBURG	0-10
Jan. 8	AUGSBURG	5-6
Jan. 14	WIS.-STEVENS POINT	11-1
Jan. 15	WIS.-STEVENS POINT	9-2
Jan. 21	NORTHERN ARIZONA	3-7
Jan. 22	NORTHERN ARIZONA	4-9
Feb. 1	DENVER	4-11
Feb. 4	WINNIPEG (CAN.)	8-6
Feb. 5	WINNIPEG (CAN.)	3-2 ot
Feb. 11	at Gustavus Adolphus	2-5
Feb. 12	at Gustavus Adolphus	3-8
Feb. 18	at Northern Arizona	3-10
Feb. 19	at Northern Arizona	3-8
Feb. 25	ALASKA-ANCHORAGE	4-5
Feb. 26	ALASKA-ANCHORAGE	2-3

\* — Syracuse Invitational Tourn., Syracuse, NY  
**HEAD COACH:** John Matchefts  
**LEADING SCORER:** Frank Daldine, RW, 16 goals, 21 assists, 37 points

# ALL-TIME RESULTS

## 1983-84 (8-16-2)

Nov. 11	ST. CLOUD STATE	4-3
Nov. 12	ST. CLOUD STATE	7-6 ot
Nov. 18	at U.S. International	1-1 ot
Nov. 19	at U.S. International	2-5
Nov. 25	ALASKA-ANCHORAGE	4-7
Nov. 26	ALASKA-ANCHORAGE	4-6
Dec. 2	LAKE FOREST	6-4
Dec. 3	LAKE FOREST	2-6
Dec. 10	WINNIPEG (CAN.)	8-6
Dec. 11	WINNIPEG (CAN.)	4-5
Dec. 14	COLO. COLLEGE	6-7
Dec. 30	at Alaska-Anchorage	4-8
Dec. 31	at Alaska-Anchorage	0-5
Jan. 6	ALA.-HUNTSVILLE	5-6
Jan. 7	ALA.-HUNTSVILLE	5-3
Jan. 13	ST. THOMAS (MINN.)	7-2
Jan. 14	ST. THOMAS (MINN.)	7-2
Jan. 20	at Northern Arizona	2-10
Jan. 21	at Northern Arizona	3-6
Feb. 3	at Ala.-Huntsville	3-4
Feb. 4	at Ala.-Huntsville	5-7
Feb. 7	at Denver	3-4
Feb. 10	ROYAL MILITARY (CAN.)	3-4
Feb. 11	ROYAL MILITARY (CAN.)	3-4
Feb. 17	HAMLIN	6-6 ot
Feb. 18	HAMLIN	5-4


**HEAD COACH:** John Matchefts

**LEADING SCORER:** Frank Daldine, RW,  
17 goals, 14 assists, 31 points

## 1984-85 (14-14-1)

Nov. 2	at Royal Military (Can.)	5-6
Nov. 3	at Royal Military (Can.)	6-6ot
Nov. 9	LAKE FOREST	6-1
Nov. 10	LAKE FOREST	3-5
Nov. 16	COLO. COLLEGE	4-13
Nov. 17	at Colo. College	3-6
Nov. 23	at Notre Dame	6-5
Nov. 24	at Notre Dame	6-7ot
Nov. 30	at St. Scholastica	4-3
Dec. 1	at St. Scholastica	3-5
Dec. 7	ST. THOMAS (MINN.)	7-6
Dec. 8	ST. THOMAS (MINN.)	3-6
Dec. 30	at Dartmouth*	4-5 2 ot
Dec. 31	vs. Vermont*	1-3
Jan. 4	vs. Bowdoin**	1-4
Jan. 5	vs. Colby**	3-6
Jan. 11	U.S. INTERNATIONAL	6-8
Jan. 12	U.S. INTERNATIONAL	4-3
Jan. 18	NORTHERN ARIZONA	7-5
Jan. 19	NORTHERN ARIZONA	3-7
Jan. 22	DENVER	1-8
Jan. 25	ST. JOHN'S (MINN.)	4-3 ot
Jan. 26	ST. JOHN'S (MINN.)	6-4
Feb. 1	GUSTAVUS ADOLPHUS	5-3
Feb. 2	GUSTAVUS ADOLPHUS	4-2
Feb. 15	ST. MARY'S (MINN.)	7-4
Feb. 16	ST. MARY'S (MINN.)	9-6

## 1986-87 Air Force Falcons



Feb. 22	ST. OLAF (MINN.)	6-2
Feb. 23	ST. OLAF (MINN.)	9-3
* — Auld Lang Syne Tourn., Hanover, N.H.		
** — Down East Classic, Portland, Maine		
<b>HEAD COACH:</b> John Matchefts		
<b>LEADING SCORER:</b> Frank Daldine, C, 28 goals, 16 assists, 44 points		

## 1985-86 (15-13)

Nov. 8	COLO. COLLEGE	3-8
Nov. 9	at Colo. College	6-5 ot
Nov. 15	ST. CLOUD STATE	4-6
Nov. 16	ST. CLOUD STATE	8-3
Nov. 22	at Gustavus Adolphus	6-1
Nov. 23	at Gustavus Adolphus	3-5
Nov. 27	NORTHEASTERN	3-8
Nov. 28	NOTRE DAME	6-8
Nov. 29	NOTRE DAME	6-5 ot
Dec. 6	ST. SCHOLASTICA	6-4
Dec. 7	ST. SCHOLASTICA	4-3 ot
Dec. 30	at Northern Arizona@	7-6 ot
Dec. 31	at Northern Arizona@	4-11
Jan. 3	at U.S. International	2-4
Jan. 4	at U.S. International	3-7
Jan. 7	MERRIMACK	3-9
Jan. 8	MERRIMACK	7-5
Jan. 10	AUGSBURG	9-2
Jan. 11	AUGSBURG	5-2
Jan. 17	DARTMOUTH	2-4
Jan. 18	DARTMOUTH	1-5
Jan. 21	at Denver	2-5
Jan. 31	at Ala.-Huntsville	5-1
Feb. 1	at Ala.-Huntsville	0-4
Feb. 7	HAMLIN	6-2
Feb. 8	HAMLIN	6-4
Feb. 14	LAKE FOREST	7-4
Feb. 15	LAKE FOREST	5-2
@ — at Phoenix, Ariz.		
<b>HEAD COACH:</b> Capt. Chuck Delich		
<b>LEADING SCORER:</b> Frank Daldine, C, 18 goals, 26 assists, 44 points		

## 1986-87 (19-10)

Oct. 24	at Ill.-Chicago	4-5
Oct. 25	at Ill.-Chicago	5-6
Nov. 7	KENT ST.	5-0
Nov. 8	KENT ST.	5-3
Nov. 14	at Colo. College	3-8
Nov. 15	COLO. COLLEGE	6-7
Nov. 21	ST. JOHN'S (MINN.)	9-2
Nov. 22	ST. JOHN'S (MINN.)	6-2
Nov. 28	at Brown	2-5
Nov. 29	at Brown	6-8
Dec. 5	vs. St. Scholastica (SB)	5-2
Dec. 6	vs. St. Scholastica (E)	1-3
Jan. 2	CONNECTICUT	7-5
Jan. 3	CONNECTICUT	7-4
Jan. 9	vs. Plattsburgh St. *	2-3
Jan. 10	vs. St. Anselm *	3-2 ot
Jan. 13	DENVER	6-9
Jan. 16	ST. THOMAS	7-2
Jan. 17	ST. THOMAS	7-3
Jan. 23	CONCORDIA	6-5
Jan. 24	CONCORDIA	6-4
Jan. 30	GUSTAVUS ADOLPHUS	7-2
Jan. 31	GUSTAVUS ADOLPHUS	9-5
Feb. 6	NOTRE DAME	4-3 ot
Feb. 7	NOTRE DAME	6-1
Feb. 13	ALA.-HUNTSVILLE	2-5
Feb. 14	ALA.-HUNTSVILLE	4-1
Feb. 27	U.S. INTERNATIONAL	5-4
Feb. 28	U.S. INTERNATIONAL	7-1
(SB) — at Silver Bay, Minn.		
(E) — at Eveleth, Minn.		
* — Merrimack Blue-Gold Tournament, North Andover, Mass.		
<b>HEAD COACH:</b> Capt. Chuck Delich		
<b>LEADING SCORER:</b> John Klimek, F, 19 goals, 29 assists, 48 points		

## ALL-TIME RESULTS

### 1987-88 (15-14)

Oct. 30	at St. Cloud State	2-6
Oct. 31	at St. Cloud State	2-3
Nov. 6	ST. SCHOLASTICA	11-3
Nov. 7	ST. SCHOLASTICA	9-1
Nov. 13	at Colo. College	1-5
Nov. 20	AUGSBURG	6-3
Nov. 21	AUGSBURG	6-5
Nov. 27	BROWN	5-4
Nov. 28	BROWN	7-3
Dec. 4	BETHEL	10-2
Dec. 5	BETHEL	6-0
Dec. 29	at Middlebury	3-4
Dec. 30	at Middlebury	5-3
Jan. 2	at Merrimack	3-10
Jan. 3	at Merrimack	2-7
Jan. 8	ILL.-CHICAGO	1-8
Jan. 9	ILL.-CHICAGO	2-4
Jan. 12	PROVIDENCE	2-3
Jan. 15	ALASKA-ANCHORAGE	6-4
Jan. 16	ALASKA-ANCHORAGE	4-3
Jan. 23	#10 WESTERN MICHIGAN	5-2
Feb. 5	at Notre Dame	4-5
Feb. 6	at Notre Dame	3-4
Feb. 12	ALA.-HUNTSVILLE	9-6
Feb. 13	ALA.-HUNTSVILLE	7-4
Feb. 20	at U.S. International	4-6
Feb. 21	at U.S. International	1-3
Feb. 26	vs. Queens*	6-4
Feb. 27	vs. Mich.-Dearborn*	1-3

\* — Alabama Faceoff Tour., Huntsville, Ala.

**HEAD COACH:** Capt. Chuck Delich

**LEADING SCORER:** Joe Delich, F, 17 goals, 25 assists, 42 points

### 1988-89 (14-12-3)

Oct. 29	MICH.-DEARBORN	5-3
Oct. 30	MICH.-DEARBORN	5-6 ot
Nov. 4	ALA.-HUNTSVILLE	4-6
Nov. 5	ALA.-HUNTSVILLE	3-5
Nov. 11	NOTRE DAME	6-6 ot
Nov. 12	NOTRE DAME	6-3
Nov. 18	ST. OLAF	11-1
Nov. 19	ST. OLAF	7-1
Nov. 23	at St. Cloud State	1-4
Nov. 24	at North Dakota	1-8
Nov. 28	COLO. COLLEGE	2-5
Dec. 2	ST. CLOUD STATE	3-6
Dec. 3	ST. CLOUD STATE	2-8
Dec. 29	vs. Providence*	3-5
Dec. 30	vs. Notre Dame*	7-5
Jan. 6	MIDDLEBURY	5-5 ot
Jan. 7	MIDDLEBURY	4-3
Jan. 13	ST. ANSELM	11-3
Jan. 14	ST. ANSELM	9-2
Jan. 27	GUSTAVUS ADOLPHUS	7-5
Jan. 28	GUSTAVUS ADOLPHUS	10-4
Feb. 3	ALASKA-FAIRBANKS	3-4 ot
Feb. 4	ALASKA-FAIRBANKS	4-6
Feb. 10	ALASKA-ANCHORAGE	8-7

Feb. 11	ALASKA-ANCHORAGE	7-7 ot
Feb. 17	at Ferris St.	6-3
Feb. 18	at Ferris St.	5-3
Feb. 24	at Ala.-Huntsville	1-2
Feb. 25	at Ala.-Huntsville	4-2

\* — RPI Invitational Tournament

**HEAD COACH:** Maj. Chuck Delich

**LEADING SCORER:** Joe Doyle, F, 24 goals, 24 assists, 48 points

### 1989-90 (16-13-1)

Oct. 27	at Army	2-4
Oct. 28	at Army	0-4
Nov. 3	BABSON	2-1
Nov. 4	BABSON	1-3
Nov. 10	COLO. COLLEGE	3-3 ot
Nov. 11	at Colorado College	1-7
Nov. 17	ST. THOMAS	5-3
Nov. 18	ST. THOMAS	5-3
Nov. 24	at * Yale	5-8
Nov. 25	vs. * Northeastern	6-8
Dec. 1	AUGSBURG	6-1
Dec. 2	AUGSBURG	6-2
Dec. 29	MICH.-DEARBORN	4-7
Dec. 30	MICH.-DEARBORN	5-4
Jan. 2	NOTRE DAME	2-4
Jan. 3	NOTRE DAME	4-3 ot
Jan. 5	NORWICH	4-1
Jan. 6	NORWICH	4-3
Jan. 12	MERRIMACK	4-5
Jan. 13	MERRIMACK	8-4
Jan. 26	at St. Cloud State	1-8
Jan. 27	at St. Cloud State	3-9
Feb. 2	at Notre Dame	6-3
Feb. 3	at Notre Dame	2-3
Feb. 9	ALASKA-FAIRBANKS	5-2
Feb. 10	ALASKA-FAIRBANKS	8-5
Feb. 16	FERRIS STATE	5-4
Feb. 17	FERRIS STATE	2-3
Feb. 23	ALA.-HUNTSVILLE	8-6
Feb. 24	ALA.-HUNTSVILLE	9-1

\* - Yale Tournament

**HEAD COACH:** Maj. Chuck Delich


**LEADING SCORER:** Matt Watson, F, 18 goals, 20 assists, 38 points

### 1990-91 (11-17-4)

Oct. 26	ARMY	5-2
Oct. 27	ARMY	3-3 ot
Nov. 2	NEW HAMPSHIRE	2-6
Nov. 4	NEW HAMPSHIRE	3-8
Nov. 9	at Maine	1-7
Nov. 10	at Maine	1-5
Nov. 16	AUGSBURG	9-3
Nov. 17	AUGSBURG	6-2
Nov. 23	at Illinois-Chicago	1-4
Nov. 24	at Illinois-Chicago	2-7
Nov. 30	ROCHESTER INST. TECH	5-4 ot
Dec. 1	ROCHESTER INST. TECH	6-3
Dec. 7	ST. JOHN'S	3-2
Dec. 8	ST. JOHN'S	4-3
Dec. 28	ST. THOMAS	5-2
Dec. 29	ST. THOMAS	6-3
Jan. 4	NORTHEASTERN	3-11
Jan. 5	NORTHEASTERN	4-5 ot
Jan. 11	VERMONT	2-5
Jan. 12	VERMONT	4-7
Jan. 18	at Ferris State	5-8
Jan. 19	at Ferris State	4-5
Jan. 22	at Colorado College	1-3
Jan. 25	at Alabama-Huntsville	6-8
Jan. 26	at Alabama-Huntsville	3-3 ot
Jan. 29	COLORADO COLLEGE	3-4
Feb. 1	NOTRE DAME	7-6
Feb. 2	NOTRE DAME	1-4
Feb. 8	ALASKA-FAIRBANKS	4-4 ot
Feb. 9	ALASKA-FAIRBANKS	0-6
Feb. 22	at Notre Dame	7-4
Feb. 23	at Notre Dame	2-2 ot

**HEAD COACH:** Maj. Chuck Delich

**LEADING SCORER:** Jason Mantaro, 15 goals, 29 assists, 44 points



## ALL-TIME RESULTS

### 1991-92 (14-20)

Oct. 25	NOTRE DAME	8-4
Oct. 26	NOTRE DAME	3-5
Nov. 1	at New Hampshire	2-4
Nov. 2	at New Hampshire	4-9
Nov. 8	ELMIRA	4-1
Nov. 9	ELMIRA	7-5
Nov. 15	AUGSBURG	7-0
Nov. 16	AUGSBURG	12-4
Nov. 22	ST. OLAF	8-1
Nov. 23	ST. OLAF	5-2
Nov. 29	at Alaska-Fairbanks\$	0-3
Nov. 30	at Alaska-Fairbanks\$	3-4
Dec. 10	at Colorado College	1-4
Dec. 30	at Merrimack	2-8
Jan. 1	at Merrimack	2-6
Jan. 3	at Northeastern	3-6
Jan. 4	at Northeastern	4-9
Jan. 10	COLORADO COLLEGE	2-4
Jan. 18	at Vermont	0-4
Jan. 19	at Vermont	2-4
Jan. 24	CORNELL	2-4
Jan. 25	CORNELL	1-4
Jan. 31	ST. SCHOLASTICA	9-3
Feb. 1	ST. SCHOLASTICA	11-7
Feb. 7	at Army	7-3
Feb. 8	at Army	4-5
Feb. 14	ALASKA-FAIRBANKS	1-3
Feb. 15	ALASKA-FAIRBANKS	7-5
Feb. 21	ALA.-HUNTSVILLE	4-6
Feb. 22	ALA.-HUNTSVILLE	3-6
Feb. 28	at Notre Dame	3-8
Feb. 29	at Notre Dame	2-3
Mar. 6	at Alaska-Anchorage*	2-3
Mar. 7	vs. Notre Dame*	3-2

**HEAD COACH:** Maj. Chuck Delich

**LEADING SCORER:** Bob Ingraham, D, 14 goals, 38 points

\*-at McDonald's NCAA Division I Independents Tournament, Fairbanks, Alaska (3rd Place)

\$-Fairbanks used ineligible player. Games forfeited to AFA

### 1992-93 (8-20-2)

Oct. 30	at Massachusetts-Lowell	2-3
Oct. 31	at Massachusetts-Lowell	2-6
Nov. 6	at New Hampshire	4-4 ot
Nov. 7	at New Hampshire	3-6
Nov. 11	at Colorado College	3-12
Nov. 13	SALEM STATE	6-7
Nov. 14	SALEM STATE	4-3 ot
Nov. 20	ST. THOMAS	1-2
Nov. 21	ST. THOMAS	6-4
Nov. 27	MERRIMACK	5-7
Nov. 28	MERRIMACK	4-3
Dec. 29	at Notre Dame*	1-4
Dec. 30	at Army*	3-5
Jan. 2	at Providence	0-10



*The four coaches in the history of Falcon hockey, Chuck Delich, Vic Heyliger, John Matchefts and Frank Serratore gathered at a banquet for Heyliger, Sept. 16, 2000.*

Jan. 3	at Providence	1-2
Jan. 8	MANKATO STATE	5-6 ot
Jan. 9	MANKATO STATE	4-4 ot
Jan. 15	at Cornell	2-7
Jan. 16	at Colgate	5-3
Jan. 22	at Yale	2-8
Jan. 23	at Yale	4-5
Jan. 29	ARMY	5-2
Jan. 30	ARMY	4-1
Feb. 5	HOLY CROSS	4-3
Feb. 6	HOLY CROSS	8-0
Feb. 12	ALASKA-FAIRBANKS	2-9
Feb. 13	ALASKA-FAIRBANKS	1-11
Feb. 23	COLORADO COLLEGE	2-6
Feb. 26	at Alaska-Anchorage	0-3
Feb. 27	at Alaska-Anchorage	0-4

\*-Denver Cup Tournament

**HEAD COACH:** Maj. Chuck Delich

**LEADING SCORER:** Eric Rice, 12 goals, 15 assists, 27 points

### 1993-94 (15-16-1)

Oct. 29	UMASS-LOWELL	2-3
Oct. 30	UMASS-LOWELL	2-9
Nov. 5	NEW HAMPSHIRE	1-8
Nov. 6	NEW HAMPSHIRE	0-6
Nov. 12	COLORADO COLLEGE	1-9
Nov. 13	at Colorado College	1-5
Nov. 19	ST. THOMAS	4-4 ot
Nov. 20	ST. THOMAS	4-3

Nov. 26	CONNECTICUT	5-2
Nov. 27	CONNECTICUT	5-2
Dec. 3	at Alaska-Fairbanks	1-6
Dec. 4	at Alaska-Fairbanks	4-10
Dec. 28	vs. Boston College*	1-5
Dec. 29	vs. Princeton*	2-3 ot
Jan. 1	PROVIDENCE	5-4
Jan. 2	PROVIDENCE	0-4
Jan. 7	MANKATO STATE	4-5
Jan. 8	MANKATO STATE	5-2
Jan. 14	YALE	6-3
Jan. 15	YALE	4-3
Jan. 21	at Army	7-3
Jan. 22	at Army	4-6
Jan. 28	at St. Cloud State	3-9
Jan. 29	at St. Cloud State	2-8
Feb. 4	ST. OLAF	10-2
Feb. 5	ST. OLAF	5-4 ot
Feb. 11	at Mankato State	2-0
Feb. 12	at Mankato State	6-0
Feb. 18	HAMLIN	14-2
Feb. 19	HAMLIN	7-3
Feb. 25	ALASKA-FAIRBANKS	2-1
Feb. 26	ALASKA-FAIRBANKS	2-5

\*-Denver Cup Tournament

**HEAD COACH:** Chuck Delich

**LEADING SCORER:** Beau Bilek, D, 9 goals, 33 assists, 42 points

# ALL-TIME RESULTS

## 1994-95 (15-17-1)

Oct. 28	NEW HAMPSHIRE	2-5
Oct. 29	NEW HAMPSHIRE	2-8
Nov. 4	WISC-RIVER FALLS	5-3
Nov. 5	WISC-RIVER FALLS	4-5 ot
Nov. 11	UMASS-AMHERST	5-2
Nov. 12	UMASS-AMHERST	3-3 ot
Nov. 18	ST. THOMAS UNIV.	4-1
Nov. 19	ST. THOMAS UNIV.	7-4
Nov. 25	COLORADO COLLEGE	2-4
Nov. 26	COLORADO COLLEGE	1-10
Dec. 2	UMass-Lowell	3-6
Dec. 3	UMass-Lowell	4-3
Dec. 9	GUSTAVUS ADOLPHUS	11-0
Dec. 10	GUSTAVUS ADOLPHUS	5-1
Dec. 21	vs. US National Jr Team(Exh.)	2-6
Dec. 28	vs. Brown University*	1-10
Dec. 29	vs. Ohio State*	4-7
Jan. 4	Yale University	0-10
Jan. 6	Providence College	1-6
Jan. 7	Providence College	4-6
Jan. 13	ALASKA-FAIRBANKS	4-3 ot
Jan. 14	ALASKA-FAIRBANKS	2-9
Jan. 20	RPI	3-4
Jan. 21	RPI	2-7
Jan. 27	Merrimack College	2-6
Jan. 28	Merrimack College	5-6
Feb. 3	ST. JOHN'S	10-4
Feb. 4	ST. JOHN'S	7-1
Feb. 10	Mankato State	4-5
Feb. 11	Mankato State	5-3
Feb. 17	ARMY	5-2
Feb. 18	ARMY	9-6
Feb. 26	MANKATO STATE	6-2
Feb. 27	MANKATO STATE	3-1

\* - Denver Cup Tournament

**HEAD COACH:** Chuck Delich

**LEADING SCORER:** John Decker, F, 16 goals, 23 assists, 39 points and Mark DeGironimo, F, 20 goals, 19 assists, 39 points

## 1995-96 (4-24-5)

Oct. 20	ILLINOIS-CHICAGO	2-2 ot
Oct. 21	ILLINOIS-CHICAGO	3-4
Oct. 27	MASS.-LOWELL	3-3 ot
Oct. 28	MASS.-LOWELL	2-2 ot
Nov. 3	YALE	0-3
Nov. 4	YALE	1-8
Nov. 10	ELMIRA	7-5
Nov. 11	ELMIRA	4-5
Nov. 18	at RPI	2-11
Nov. 19	at RPI	1-9
Nov. 24	at Massachusetts	2-4
Nov. 25	at Massachusetts	1-7
Dec. 1	RIT	3-4
Dec. 2	RIT	0-2
Dec. 5	COLO. COLLEGE	2-4
Dec. 27	at Denver*	1-11
Dec. 28	vs. Cornell*	2-6
Jan. 5	PROVIDENCE	2-4



Jan. 6	PROVIDENCE	1-9
Jan. 12	MERRIMACK	1-4
Jan. 13	MERRIMACK	1-2
Jan. 19	BROWN	4-4 ot
Jan. 20	BROWN	4-5
Jan. 26	at Northeastern	3-6
Jan. 27	at Union	0-10
Feb. 2	at Mankato State	3-4 ot
Feb. 3	at Mankato State	1-3
Feb. 9	ST. THOMAS	6-5
Feb. 10	ST. THOMAS	6-2
Feb. 16	at Army	1-3
Feb. 17	at Army	0-7
Feb. 23	MANKATO STATE	8-2
Feb. 24	MANKATO STATE	6-6 ot

\* - Denver Cup Tournament, McNichols Arena

**HEAD COACH:** Chuck Delich

**LEADING SCORER:** Mark DeGironimo, F, 17 goals, 24 assists, 41 points

## 1996-97 (8-21-2)

Oct. 25	WIS.-RIVER FALLS	0-3
Oct. 26	WIS. RIVER FALLS	4-6
Nov. 1	Princeton	2-5
Nov. 2	Princeton	1-3
Nov. 8	NIAGARA	5-2
Nov. 9	NIAGARA	4-3 ot
Nov. 15	WIS.-EAU CLAIRE	5-5 ot
Nov. 16	WIS.-EAU CLAIRE	4-2
Nov. 22	ST. THOMAS	3-5
Nov. 23	ST. THOMAS	6-3
Nov. 29	Mass.-Amherst	1-4
Nov. 30	Mass.-Amherst	2-10
Dec. 27	vs. Yale@	3-7
Dec. 28	vs. Maine@	5-12
Jan. 3	NORTHEASTERN	0-5
Jan. 4	NORTHEASTERN	2-3 ot
Jan. 7	COLORADO COLLEGE	2-3 ot
Jan. 10	VILLANOVA	7-1
Jan. 11	VILLANOVA	9-0
Jan. 17	Brown	3-5
Jan. 18	Brown	7-7 ot

Jan. 24	ALA.-HUNTSVILLE	4-5
Jan. 25	ALA.-HUNTSVILLE	2-4
Jan. 31	Alaska-Fairbanks	4-6
Feb. 1	Alaska-Fairbanks	3-6
Feb. 7	MANKATO STATE	5-2
Feb. 8	MANKATO STATE	2-5
Feb. 21	Mankato State	3-5
Feb. 22	Mankato State	3-5
Feb. 28	ARMY	3-6
Mar. 1	ARMY	5-2

@ game played at Norwest Denver Cup at McNichols Arena in Denver, Colo.

**HEAD COACH:** Chuck Delich

**LEADING SCORER:** Todd Lafortune, F, 20 goals, 23 assists, 43 points

## 1997-98 (15-19-0)

Oct. 25	NEBRASKA-OMAHA	4-2
Oct. 26	NEBRASKA-OMAHA	1-6
Nov. 1	Yale	1-5
Nov. 2	Merrimack	1-9
Nov. 14	ST. MARY'S	4-5
Nov. 15	ST. MARY'S	4-0
Nov. 21	ST. THOMAS	2-3
Nov. 22	ST. THOMAS	5-3
Nov. 28	Mankato State	1-8
Nov. 29	Mankato State	1-11
Dec. 5	BEMIDJI STATE	6-3
Dec. 6	BEMIDJI STATE	5-3
Dec. 28	ST. OLAF	3-2
Dec. 29	ST. OLAF	7-1
Jan. 2	CONNECTICUT	8-0
Jan. 3	CONNECTICUT	6-2
Jan. 6	COLORADO COLLEGE	1-2
Jan. 9	MASSACHUSETTS	6-2
Jan. 10	MASSACHUSETTS	0-3
Jan. 16	Alabama-Huntsville	1-6
Jan. 17	Alabama-Huntsville	0-3
Jan. 23	Niagara	1-4
Jan. 24	Niagara	3-6
Jan. 30	Nebraska-Omaha	1-2
Jan. 31	Nebraska-Omaha	3-4
Feb. 6	ST. JOHN'S	9-1
Feb. 7	ST. JOHN'S	7-3
Feb. 13	NIAGARA	4-3
Feb. 14	NIAGARA	2-5
Feb. 20	MANKATO STATE	3-4
Feb. 21	MANKATO STATE	4-6
Feb. 24	Colorado College	2-6
Feb. 27	Army	3-2
Feb. 28	Army	5-3

**HEAD COACH:** Frank Serratore

**LEADING SCORER:** Justin Kieffer, F, 24 goals, 27 assists, 51 points

# ALL-TIME RESULTS

## 1998-99 (15-19-2)

Oct. 23	HOLY CROSS	5-5 ot
Oct. 24	HOLY CROSS	5-2
Oct. 30	WISCONSIN-STOUT	3-2
Oct. 31	WISCONSIN-STOUT	5-1
Nov. 6	Bemidji State	2-3 ot
Nov. 7	Bemidji State	3-7
Nov. 13	BETHEL	9-2
Nov. 14	BETHEL	5-0
Nov. 20	Concordia	1-2
Nov. 21	Concordia	8-0
Nov. 28	Colorado College	2-8
Nov. 29	MASSACHUSETTS	2-6
Dec. 4	Alaska-Anchorage	1-3
Dec. 5	Alaska-Anchorage	0-2
Dec. 11	BENTLEY*	4-8
Dec. 12	MINN.-CROOKSTON*	8-3
Dec. 27	at Dartmouth#	1-8
Dec. 28	vs. Minn. St.-Mankato#	3-7
Jan. 2	at Minn.-Duluth^	2-7
Jan. 3	vs. Army^	2-1
Jan. 8	AUGSBURG	3-0
Jan. 9	AUGSBURG	8-2
Jan. 15	Nebraska-Omaha	2-6
Jan. 16	Nebraska-Omaha	0-4
Jan. 22	NIAGARA	4-1
Jan. 23	NIAGARA	3-2
Feb. 5	DENVER	3-7
Feb. 7	MINN. ST.-MANKATO	0-2
Feb. 12	QUINNIPIAC	2-0
Feb. 13	QUINNIPIAC	3-5
Feb. 19	St. Mary's	3-0
Feb. 20	Minn. State-Mankato	2-7
Feb. 27	ARMY	4-3
Feb. 28	ARMY	3-3 ot
Mar. 5	Niagara	2-4
Mar. 6	Niagara	0-5

# Radisson Inn Classic at Air Force Academy  
# Auld Lang Syne Tournament, Hanover, N.H.

^ Silverado Shootout, Duluth, Minn.

**HEAD COACH:** Frank Serratore

**LEADING SCORER:** Justin Kieffer, F, 14 goals, 24 assists, 38 points.

## 1999-2000 (19-18-2, 6-10 CHA)

Oct. 9	vs. Boston University^	3-8
Oct. 10	vs. Niagara^	0-3
Oct. 22	at Holy Cross	3-2
Oct. 23	at Holy Cross	6-2
Oct. 29	FAIRFIELD	6-1
Oct. 30	FAIRFIELD	10-1
Nov. 5	at Alabama-Huntsville*	0-4
Nov. 6	at Alabama-Huntsville*	2-5
Nov. 12	FINDLAY*	8-1
Nov. 13	FINDLAY*	2-3
Nov. 20	SUNY- POTSDAM	4-3
Nov. 21	SUNY- POTSDAM	2-2 ot

Nov. 26	vs. Yale&	2-0
Nov. 27	at Mass.-Lowell&	1-3
Dec. 3	IONA COLLEGE	2-4
Dec. 4	IONA COLLEGE	5-5 ot
Dec. 10	SALEM STATE#	6-2
Dec. 11	NEW ENGLAND COLL.#	7-4
Jan. 2	at Niagara*	1-3
Jan. 3	at Niagara*	0-3
Jan. 7	SACRED HEART	6-1
Jan. 8	SACRED HEART	7-3
Jan. 14	at Bemidji State*	3-5
Jan. 15	at Bemidji State*	4-5
Jan. 28	at Colorado College (#10)	0-10
Jan. 30	NIAGARA*	0-3
Feb. 4	at Findlay*	1-3
Feb. 5	at Findlay*	5-3
Feb. 11	ALA.-HUNTSVILLE*	4-5 ot
Feb. 12	ALA.-HUNTSVILLE*	3-2
Feb. 18	CONCORDIA	4-2
Feb. 19	CONCORDIA	4-0
Feb. 25	Denver (#8)	0-4
Feb. 26	BEMIDJI STATE*	4-3 ot
Mar. 3	at Army*	4-2
Mar. 4	at Army*	3-0
Mar. 10	vs. Findlay%	4-1
Mar. 11	vs. Niagara (#13)%	1-9
Mar. 12	vs. Bemidji State%	4-5 ot

### FIRST SEASON IN COLLEGE HOCKEY AMERICA CONFERENCE

\* College Hockey America (CHA) game

% CHA Tournament in Huntsville, Ala.

^ Anchorage (AK) Johnson Nissan Classic & Mass-Lowell City of Lights Tournament



# Radisson Inn Classic at USAFA

**HEAD COACH:** Frank Serratore

**LEADING SCORERS:** Scott Bradley, F, 13 goals, 25 assists, 38 points; Brian Gornick, F, 13 goals, 25 assists, 38 points

## 2000-01 (16-17-4, 6-9-4 CHA)

Oct. 8	CALGARY (exh)	4-2
Oct. 13	AMERICAN INTERNAT'L	4-2
Oct. 14	AMERICAN INTERNAT'L	8-2
Oct. 20	vs. Fairfield%	5-2
Oct. 21	vs. Quinnipiac%	2-3
Oct. 27	NIAGARA*	2-3 ot
Oct. 28	NIAGARA*	2-2 ot
Nov. 3	FINDLAY*	3-4 ot
Nov. 4	FINDLAY*	3-1
Nov. 10	AUGSBURG	4-1
Nov. 12	AUGSBURG	7-1
Nov. 17	at Wayne State*	4-3
Nov. 18	at Wayne State*	2-5
Dec. 1	at Colorado College (#7)	1-4
Dec. 3	BEMIDJI STATE*	3-0
Dec. 8	ST. MICHAEL'S&	11-2
Dec. 9	vs. RIT&	3-4
Dec. 29	at Denver\$	2-5
Dec. 30	Ferris State\$	2-3
Jan. 5	CONNECTICUT	3-0
Jan. 6	CONNECTICUT	2-1
Jan. 12	at Bemidji State*	4-4 ot
Jan. 13	at Bemidji State*	5-4 ot
Jan. 19	at Alabama-Huntsville*	0-4
Jan. 20	at Alabama-Huntsville*	3-5
Feb. 2	WAYNE STATE*	1-1 ot
Feb. 3	WAYNE STATE*	2-1
Feb. 9	at Findlay*	2-5
Feb. 10	at Findlay*	3-7
Feb. 16	ALA.-HUNTSVILLE*	4-5 ot
Feb. 17	ALA.-HUNTSVILLE*	2-4
Feb. 23	at Niagara*	5-2
Feb. 24	at Niagara*	1-1 ot
Mar. 2	ARMY	2-5
Mar. 3	ARMY	4-3
Mar. 8	^vs. Findlay	2-1
Mar. 9	^vs. Alabama-Huntsville	0-7
Mar. 10	^vs. Niagara	1-2

\* College Hockey America (CHA) Game

% at Quinnipiac Cup Tour., Hamden, Conn. & Radisson Inn Hockey Classic at Air Force \$ at Denver Cup in Denver, Colo.

^ CHA Tournament in Huntsville, Alabama

**HEAD COACH:** Frank Serratore

**LEADING SCORER:** Andy Berg, F, 16 goals, 21 assists, 37 points

# ALL-TIME RESULTS

## 2001-02 (16-16-2, 6-10-2 CHA)

Oct. 5	at AK-Fairbanks	1-8
Oct. 6	at AK-Fairbanks	2-5
Oct. 12	FAIRFIELD	8-1
Oct. 14	FAIRFIELD	6-3
Oct. 19	HOLY CROSS	4-3
Oct. 20	HOLY CROSS	6-7
Oct. 21	USA UNDER 18 (EXH.)	6-6 ot
Oct. 26	at Ala.-Huntsville*	0-2
Oct. 27	at Ala.-Huntsville*	1-3
Nov. 2	WAYNE STATE*	4-7
Nov. 3	WAYNE STATE*	3-5
Nov. 19	Hull, England (Exh.)	5-0
Nov. 20	Milton-Keynes, Eng. (Exh.)	4-6
Nov. 21	Peterborough, Eng. (Exh.)	6-2
Nov. 22	Coventry, England (Exh.)	8-3
Nov. 29	MANHATTANVILLE&	6-3
Nov. 30	NEW ENGLAND COLL.&	9-2
Dec. 7	at Army	4-2
Dec. 8	at Army	5-4
Dec. 29	vs. Bentley%	6-1
Dec. 30	vs. Holy Cross%	5-1
Jan. 4	at Findlay*	2-4
Jan. 5	at Findlay*	2-4
Jan. 11	at Wayne State*	3-4
Jan. 12	at Wayne State*	5-3
Jan. 19	BEMIDJI STATE*	2-4
Jan. 20	DENVER (No. 1)	1-2
Jan. 25	at Colorado College (No. 8)	1-8
Jan. 27	NIAGARA* (No. 20)	0-4
Feb. 8	at Bemidji State*	1-5
Feb. 9	at Bemidji State*	2-2 ot
Feb. 15	ALA.-HUNTSVILLE*	6-3
Feb. 16	ALA.-HUNTSVILLE*	6-5
Feb. 22	at Niagara*	3-3 ot
Feb. 23	at Niagara*	4-1
Mar. 1	FINDLAY*	4-3
Mar. 2	FINDLAY*	5-1
Mar. 14	vs. Niagara@	5-3
Mar. 15	vs. Wayne State@	1-3

\*College Hockey America (CHA) game  
& Radisson Inn Classic at USAFA  
% UConn/SNET Classic in Storrs, Conn.  
@ CHA Tournament in Niagara, N.Y.

**HEAD COACH:** Frank Serratore

**LEADING SCORER:** Derek Olson, F, 21 goals, 18 assists, 39 points

## 2002-03 (10-24-3, 2-15-3 CHA)

Oct. 4	#vs. Miami (OH)	1-12
Oct. 5	#vs. Niagara	3-7
Oct. 13	UNIV. OF WINDSOR (EXH.)	9-1
Oct. 18	at Holy Cross	6-4
Oct. 19	at Holy Cross	2-7
Oct. 25	BENTLEY	5-2
Oct. 26	BENTLEY	6-2
Nov. 1	*at Niagara	5-2



Nov. 2	*at Niagara	2-6
Nov. 15	*at Alabama-Huntsville	2-4
Nov. 16	*at Alabama-Huntsville	2-5
Nov. 22	*FINDLAY	5-6
Nov. 24	*FINDLAY	6-2
Nov. 29	COLORADO COLLEGE	0-7
Nov. 30	at Denver	0-7
Dec. 6	WISCONSIN-STOUT&	6-2
Dec. 7	AUGSBURG&	4-2
Dec. 28	at Fairfield	5-4
Dec. 29	at Fairfield	0-3
Jan. 4	*WAYNE STATE	2-2 ot
Jan. 5	*WAYNE STATE	3-5
Jan. 10	*NIAGARA	1-6
Jan. 11	*NIAGARA	2-3
Jan. 18	ARMY	1-2
Jan. 19	ARMY	1-2
Jan. 24	*at Bemidji State	2-4
Jan. 25	*at Bemidji State	3-5
Jan. 31	*ALA.-HUNTSVILLE	2-2 ot
Feb. 1	*ALA.-HUNTSVILLE	1-3
Feb. 14	QUINNIPIAC	5-4
Feb. 15	QUINNIPIAC	6-2
Feb. 21	*at Findlay	1-1 ot
Feb. 22	*at Findlay	1-3
Feb. 28	*at Wayne State	2-3
Mar. 1	*at Wayne State	3-4
Mar. 7	*BEMIDJI STATE	0-5
Mar. 8	*BEMIDJI STATE	0-2
Mar. 14	^vs. Wayne State	2-4

\* College Hockey America (CHA) game  
# Lefty McFadden Tournament in Dayton, Ohio  
& Radisson North Classic at USAFA  
^ CHA Tournament in Kearney, Neb.

**HEAD COACH:** Frank Serratore

**LEADING SCORER:** Andy Berg, F, 22 goals, 18 assists, 40 points

## 2003-04 (14-21-2, 6-13-1 CHA)

Oct. 10	#vs. Bentley	4-2
Oct. 11	#at Quinnipiac	3-4 ot
Oct. 12	British Columbia (exh)	8-6
Oct. 17	\$at Alaska Anchorage	4-5
Oct. 18	\$vs. Miami-Ohio (#21)	2-0
Oct. 24	AMERICAN INTERNAT'L	5-1
Oct. 25	AMERICAN INTERNAT'L	5-1
Oct. 31	*at Alabama-Huntsville	1-5
Nov. 1	*at Alabama-Huntsville	4-6
Nov. 7	at Bentley	4-3
Nov. 8	at Bentley	4-3
Nov. 21	*NIAGARA	2-3 ot
Nov. 22	*NIAGARA	2-5
Nov. 28	at Colorado College (#5)	2-4
Nov. 29	%DENVER (#10)	2-4
Dec. 5	*at Findlay	1-1 ot
Dec. 6	*at Findlay	5-2
Dec. 7	at USA Under 18 Team (exh)	2-4
Dec. 28	&vs. Sacred Heart^	2-2 ot
Dec. 29	&at UConn	0-1
Jan. 2	*at Bemidji State	1-3
Jan. 3	*at Bemidji State !	1-5
Jan. 8	*WAYNE STATE	5-2
Jan. 10	*WAYNE STATE	2-3
Jan. 16	at Army (CSTV)	3-4
Jan. 17	at Army	3-0
Jan. 23	*ALA.-HUNTSVILLE	3-1
Jan. 24	*ALA.-HUNTSVILLE	2-6
Feb. 6	*FINDLAY	2-5
Feb. 7	*FINDLAY	2-1
Feb. 13	HOLY CROSS (#18)	4-8
Feb. 14	HOLY CROSS (#18)	5-2
Feb. 20	*at Niagara	1-4
Feb. 21	*at Niagara	1-5
Feb. 27	*BEMIDJI STATE	4-7
Feb. 28	*BEMIDJI STATE	1-9
Mar. 5	*at Wayne State	6-4
Mar. 6	*at Wayne State	3-1
Mar. 12	@vs. Findlay	1-9

# Quinnipiac Cup in Hamden, Conn.

\$ Nye Frontier Classic in Anchorage, Alaska

\* College Hockey America (CHA) game

@ CHA Tournament in Kearney, Neb.

% 2004 National Champions

& SNET/UConn Tournament in Storrs, Conn.

^ AFA advanced to championship game after

winning shootout on Zacour's goal

! Game played in Coleraine, Minn.

**HEAD COACH:** Frank Serratore

**LEADING SCORER:** Spanky Leonard, F, 11 goals, 16 assists, 27 points

# ALL-TIME RESULTS

## 2004-05 (14-19-3, 5-14-1 CHA)

Oct. 10	WINDSOR (EXH)	3-2 ot
Oct. 15	#vs. Bentley	2-2 ot
Oct. 16	#vs. American International	4-0
Oct. 22	&COLORADO COLLEGE	1-4
Oct. 24	QUINNIPIAC	4-0
Oct. 29	at Holy Cross	2-2 ot
Oct. 30	at Holy Cross	2-5
Nov. 12	*ALA.-HUNTSVILLE	2-6
Nov. 14	*ALA.-HUNTSVILLE	1-4
Nov. 19	*at Robert Morris	5-0
Nov. 20	*at Robert Morris	2-1 ot
Nov. 26	\$vs. Sacred Heart	3-2 ot
Nov. 27	\$at RPI	1-0
Dec. 3	*WAYNE STATE	2-1
Dec. 4	*WAYNE STATE	2-3
Dec. 10	at American International	5-4
Dec. 11	at American International	2-0
Jan. 1	%^at Denver	4-9
Jan. 2	% vs. Colgate	0-3
Jan. 7	*at Bemidji State	2-4
Jan. 8	*at Bemidji State	3-4 ot
Jan. 14	ARMY (CSTV National)	5-2
Jan. 15	ARMY	2-1
Jan. 21	*at Niagara	2-3
Jan. 22	*at Niagara	0-3
Feb. 4	*ROBERT MORRIS	4-2
Feb. 5	*ROBERT MORRIS	1-2ot
Feb. 11	*at Alabama-Huntsville	1-3
Feb. 12	*at Alabama-Huntsville	3-2
Feb. 18	*NIAGARA	2-5
Feb. 19	*NIAGARA	3-5
Feb. 26	*at Wayne State	1-5
Feb. 27	*@at Wayne State	3-3 ot
Mar. 4	*BEMIDJI STATE	1-4
Mar. 5	*BEMIDJI STATE	1-4
Mar. 11	vs. +Wayne State	4-3 ot
Mar. 12	vs. +Bemidji St.	0-6

\*College Hockey America (CHA) game  
 # at Quinnipiac Cup in Hamden, Conn.  
 \$ RPI Tournament in Troy, N.Y.  
 % Denver Cup Tournament at Magness Arena  
 & Game televised regionally on Altitude Sports  
 ^ Game televised on Fox Sports Rocky Mtn.  
 @ Televised by ComCast Cable in Detroit  
 + CHA Tournament in Grand Rapids, Minn.  
**HEAD COACH:** Frank Serratore  
**LEADING SCORER:** Brandon Merkosky, F, 14 goals, 17 assists, 31 points

## 2005-06 (11-20-1, 8-12-0 CHA)

Oct. 7	vs. #Maine (#11)	1-3
Oct. 8	vs. #Union	9-2
Oct. 10	LAKEHEAD (exh)	2-2 ot
Oct. 14	vs. %Bentley	1-3

Oct. 15	vs. %RIT	2-5
Oct. 21	DENVER (#9)	2-4
Oct. 22	at Colorado College (#4)	3-6
Oct. 28	*BEMIDJI ST. (#15)	4-3
Oct. 29	*BEMIDJI ST. (#15)	1-2
Nov. 11	at Army	0-3
Nov. 12	at Army	3-4 ot
Nov. 22	^at Bad Tolz, Germany	7-2
Nov. 23	^at Rosenheim, Germany	4-1
Dec. 2	*WAYNE STATE	3-4
Dec. 3	*WAYNE STATE	7-6
Dec. 30	RIT	3-2
Dec. 31	RIT	2-2 ot
Jan. 6	*at Alabama-Huntsville	2-3
Jan. 7	*at Alabama-Huntsville	3-6
Jan. 13	*NIAGARA	5-4 ot
Jan. 14	*NIAGARA	2-7
Jan. 20	*at Bemidji State	2-5
Jan. 21	*at Bemidji State	3-5
Feb. 3	*at Robert Morris	2-5
Feb. 4	*at Robert Morris	2-3
Feb. 10	*at Niagara	3-2
Feb. 11	*at Niagara	2-6
Feb. 13	at RIT	3-2 ot
Feb. 17	*ALA.-HUNTSVILLE	3-1
Feb. 18	*ALA.-HUNTSVILLE	5-0
Feb. 24	*ROBERT MORRIS	2-3 ot
Feb. 25	*ROBERT MORRIS	1-5
Mar. 3	*at Wayne State	3-1
Mar. 4	*at Wayne State	5-3
Mar. 10	\$ vs. Robert Morris	3-4

\*College Hockey America conference game  
 #Icebreaker Tournament at C.S. World Arena  
 %Quinnipiac Cup in Northford, Conn.  
 \$ CHA Tournament in Detroit, Mich.



^ Exhibition games played in Germany  
**HEAD COACH:** Frank Serratore  
**LEADING SCORER:** Eric Ehn, F, 14 goals, 21 assists, 35 points

## 2006-07 (19-16-5, 13-10-5 AHA)

Oct. 2	UNIV.OF CALGARY (exh.)	4-2
Oct. 6	#13 COLO. COLLEGE	1-2
Oct. 8	ALA.-HUNTSVILLE	4-3
Oct. 13	at Alaska-Fairbanks	0-3
Oct. 14	at Alaska-Fairbanks	4-8
Oct. 20	*BENTLEY	5-1
Oct. 21	*BENTLEY	5-6
Oct. 27	&vs. UAH	7-5
Oct. 28	&vs. Notre Dame (#11)	0-2
Nov. 3	*RIT	3-0
Nov. 4	*RIT	4-4 ot
Nov. 11	*at Canisius	5-3
Nov. 12	*at Canisius	1-4
Nov. 17	*AIC	6-1
Nov. 19	*AIC	3-0
Nov. 24	at Denver	1-2
Nov. 26	ROBERT MORRIS	4-3
Dec. 1	*SACRED HEART	3-3 ot
Dec. 2	*SACRED HEART	1-1 ot
Dec. 7	*at UConn	4-2
Dec. 8	*at UConn	5-7
Jan. 5	*at Mercyhurst	5-3
Jan. 6	*at Mercyhurst	3-1
Jan. 12	*at Holy Cross	2-2 ot
Jan. 13	*at Holy Cross	2-2 ot
Jan. 19	*ARMY	4-1
Jan. 20	*ARMY (CSTV)	0-2
Jan. 26	*at Bentley	1-3
Jan. 27	*at Bentley	2-0
Feb. 2	*MERCYHURST	5-7
Feb. 3	*MERCYHURST	2-3 ot
Feb. 9	*at RIT	4-5
Feb. 10	*at RIT	1-2
Feb. 16	*CANISIUS	2-4
Feb. 17	*CANISIUS	5-0
Feb. 23	*at AIC	6-2
Feb. 24	*at AIC	5-1
Mar. 10	%HOLY CROSS	3-0
Mar. 16	^vs. Sacred Heart	5-4 ot
Mar. 17	^vs. Army	6-1
Mar. 24	@vs. #2 Minnesota (ESPNU)	3-4

\*Atlantic Hockey Association game  
 & Lightning Hockey Classic in Tampa, Fla.  
 % AHA Quarterfinal game at USAFA  
 ^ AHA Final Four in Rochester, N.Y.  
 @ NCAA West Regional in Denver, Colo.  
**HEAD COACH:** Frank Serratore  
**LEADING SCORER:** Eric Ehn, F, 24 goals, 40 assists, 64 points

# ALL-TIME RESULTS

## 2007-08 (21-12-6, 14-9-5 AHA)

Oct. 8	UNIV. CALGARY (Exh)	4-1
Oct. 13	USA Under 18 (Exh)	4-3
Oct. 19	QUINNIPIAC (#14)	4-1
Oct. 20	QUINNIPIAC (#14)	3-1
Oct. 26	*at Bentley	0-4
Oct. 27	*at Bentley	3-1
Nov. 2	*MERCYHURST	3-5
Nov. 3	*MERCYHURST	6-2
Nov. 9	*at RIT	2-1 ot
Nov. 10	*at RIT	3-4
Nov. 16	*UCONN	3-2
Nov. 17	*UCONN	2-3 ot
Nov. 23	*HOLY CROSS	3-1
Nov. 24	*HOLY CROSS	5-5 ot
Nov. 30	*at AIC	6-3
Dec. 1	*at AIC	4-2
Dec. 7	*CANISIUS	3-3 ot
Dec. 8	*CANISIUS	3-3 ot
Dec. 29	& Boston College (#14)	2-8
Dec. 30	& Minnesota (#12)	2-2 ot
Jan. 4	*at Sacred Heart	1-2
Jan. 5	*at Sacred Heart	3-1
Jan. 11	*RIT	5-2
Jan. 12	*RIT	3-4 ot
Jan. 18	DENVER (#4) (FSN-RM)	5-2
Jan. 19	at Colorado College (#3)	1-2
Jan. 25	*at Army (CSTV)	1-2
Jan. 27	*at Army (ESPN U)	1-2
Feb. 1	*BENTLEY	4-4 ot
Feb. 2	*BENTLEY	3-1
Feb. 8	*at Mercyhurst	1-3
Feb. 9	*at Mercyhurst	7-0
Feb. 22	*at Canisius	3-0
Feb. 23	*at Canisius	4-3
Feb. 29	*AIC	2-2 ot
Mar. 1	*AIC	5-0
Mar. 7	%Bentley	9-2
Mar. 8	%Bentley	3-1
Mar. 15	^vs. RIT	5-0
Mar. 16	^vs. Mercyhurst	5-4 2ot
Mar. 28	@ vs. #2 Miami (ESPNU)	2-3 ot

\*Atlantic Hockey Association game  
& Dodge Holiday Classic at Mariucci Arena  
in Minneapolis, Minn.

% AHA Quarterfinal game at USAFA  
^ AHA Final Four in Rochester, N.Y.

@ NCAA Northeast Regional in Worcester,  
Mass.

**HEAD COACH:** Frank Serratore

**LEADING SCORERS:** Brent Olson, F, 18  
goals, 20 assists, 38 points. Jeff Hajner F, 15  
goals, 23 assists, 38 points

## 2008-09 (28-11-2, 20-6-2 AHA)

Oct. 5	ALBERTA (exh.)	3-1
Oct. 10	*at Sacred Heart	4-1



**Brent Olson**

Oct. 11	*at Sacred Heart	4-3 ot
Oct. 17	BEMIDJI STATE	6-2
Oct. 18	BEMIDJI STATE	6-0
Oct. 24	*at AIC	5-2
Oct. 25	*at AIC	3-1
Oct. 31	*BENTLEY	5-1
Nov. 1	*BENTLEY	8-2
Nov. 14	*at Holy Cross	1-0 ot
Nov. 15	*at Holy Cross	5-1
Nov. 21	*SACRED HEART	8-1
Nov. 22	*SACRED HEART	7-1
Nov. 28	#3 COLORADO COLLEGE	4-1
Nov. 29	at #9 Denver	1-4
Dec. 5	*RIT	2-0
Dec. 6	*RIT	2-3 ot
Dec. 29	*at UConn\$	2-2 ot
Dec. 30	vs. Quinnipiac\$	2-4
Jan. 3	*at UConn	4-3
Jan. 4	at Yale	2-3
Jan. 16	*CANISIUS	4-5
Jan. 17	*CANISIUS	2-4
Jan. 23	*ARMY	5-1
Jan. 24	*ARMY	3-2
Jan. 30	*at Mercyhurst	4-4 ot
Jan. 31	*at Mercyhurst	2-3 ot
Feb. 6	*UCONN	3-2
Feb. 7	*UCONN	4-1
Feb. 13	*at Bentley	3-2
Feb. 14	*at Bentley	1-4
Feb. 20	*HOLY CROSS	4-3
Feb. 21	*HOLY CROSS	3-2
Feb. 27	*at RIT	4-6
Feb. 28	*at RIT	3-1
Mar. 13	SACRED HEART^	4-3
Mar. 14	SACRED HEART^	1-4
Mar. 15	SACRED HEART^	8-1
Mar. 20	vs. Bentley#	3-0
Mar. 21	vs. Mercyhurst&	2-0
Mar. 27	vs. #3 Michigan @ (ESPNU)	2-0

Mar. 28 vs. #10 Vermont@ (ESPNU) 2-3 (2ot)

\*Atlantic Hockey Association game

\$ Toyota UConn Classic in Storrs, Conn.

^ AHA Quarterfinals at USAFA

# AHA Semifinals, Rochester, N.Y.

& AHA Championship, Rochester, N.Y.

@ NCAA East Regional, Bridgeport,  
Conn.

**HEAD COACH:** Frank Serratore

**LEADING SCORER:** Jacques Lamoureux, F,  
33 goals, 20 assists, 53 points

## 2009-10 (16-15-6, 14-8-6 AHA)

Oct. 5	CALGARY (exh.)	3-1
Oct. 9	at Bemidji State	1-3
Oct. 10	at Bemidji State	3-7
Oct. 16	ALABAMA-HUNTSVILLE	2-4
Oct. 17	ALABAMA-HUNTSVILLE	2-4
Oct. 23	*RIT	5-4
Oct. 24	*RIT	3-2 ot
Oct. 31	*at Canisius	1-3
Nov. 1	*at Canisius	4-1
Nov. 6	*BENTLEY	3-3 ot
Nov. 7	*BENTLEY	3-0
Nov. 13	*at Holy Cross	1-0
Nov. 14	*at Holy Cross	2-2 ot
Nov. 20	*at UConn	2-2 ot
Nov. 21	*at UConn	3-1
Dec. 4	*AIC	5-3
Dec. 5	*AIC	6-2
Dec. 11	*MERCYHURST	3-3 ot
Dec. 12	*MERCYHURST	1-3
Jan. 2	*at Sacred Heart	1-4
Jan. 3	*at Sacred Heart	1-5
Jan. 8	*UCONN (CBS C)	2-1
Jan. 9	*UCONN	2-2 ot
Jan. 15	*at Bentley	6-3
Jan. 16	*at Bentley	3-0
Jan. 22	*HOLY CROSS	4-6
Jan. 23	*HOLY CROSS	4-3 ot
Jan. 29	*at Army	2-4
Jan. 30	*at Army	3-3 ot
Feb. 5	at Colorado College (#10)	0-2
Feb. 6	DENVER (FSN-RM) (#2)	1-2 ot
Feb. 19	*at RIT	2-3 ot
Feb. 20	*at RIT	0-3
Feb. 26	*SACRED HEART	6-3
Feb. 27	*SACRED HEART	8-1
Mar. 12	ARMY&	3-0
Mar. 13	ARMY &	4-2
Mar. 19	vs. Sacred Heart%	1-2

\*Atlantic Hockey Association game

& AHA Quarterfinals at USAFA

%AHA Semifinals, Rochester, N.Y.

**HEAD COACH:** Frank Serratore

**LEADING SCORER:** Jacques Lamoureux, F,  
22 goals, 20 assists, 42 points

# ALL-TIME RESULTS

## 2010-11 (20-12-6, 14-7-6 AHA)

Oct. 4	LETHBRIDGE (exh.)	4-3 ot
Oct. 8	vs. #12 Alaska-Fairbanks%	2-5
Oct. 9	at Alaska-Anchorage%	2-3
Oct. 17	at Robert Morris *	2-3
Oct. 22	AIC*	3-5
Oct. 23	AIC*	12-0
Nov. 5	MERCYHURST*	2-6
Nov. 7	RIT*	4-3
Nov. 12	COLORADO COLLEGE	4-6
Nov. 14	#3 YALE	4-3
Nov. 19	at Canisius*	1-1 ot
Nov. 20	at Niagara*	7-4
Nov. 26	vs. Clarkson&	2-1
Nov. 27	at #12 Denver&	1-3
Dec. 3	HOLY CROSS*	1-1 ot
Dec. 4	HOLY CROSS*	7-6
Dec. 30	at Bentley*	3-2 ot
Dec. 31	at Bentley*	3-2
Jan. 7	at Sacred Heart*	5-5 ot
Jan. 8	at Sacred Heart*	2-4
Jan. 14	ARMY* (CBS C)	5-1
Jan. 15	ARMY*	4-5
Jan. 21	at UConn*	2-1
Jan. 22	at UConn*	5-5 ot
Jan. 28	CANISIUS*	4-4 ot
Jan. 29	CANISIUS*	3-2
Feb. 4	at RIT*	0-1 ot
Feb. 5	at RIT*	5-5 ot
Feb. 11	NIAGARA*	3-2
Feb. 12	NIAGARA*	4-5 ot
Feb. 18	at Mercyhurst*	5-3
Feb. 19	at Mercyhurst*	6-5
Feb. 25	ROBERT MORRIS*	4-2
Feb. 26	ROBERT MORRIS*	4-2
Mar. 11	SACRED HEART \$	7-5
Mar. 12	SACRED HEART \$	4-0
Mar. 18	vs. Holy Cross#	3-2
Mar. 19	vs. RIT^	1-0
Mar. 25	vs. #3 Yale@ (ESPNU)	1-2 ot

\*Atlantic Hockey Association game  
% at Kendall Classic in Anchorage, Alaska  
& Denver Cup in Denver, Colo.  
\$ AHA Quarterfinals at USAFA, Colo.  
# AHA Semifinals, Rochester, N.Y.  
^ AHA Championship, Rochester, N.Y.  
@ NCAA East Regional, Bridgeport, Conn.  
**HEAD COACH:** Frank Serratore  
**LEADING SCORER:** Jacques Lamoureux,  
F, 24 goals, 20 assists, 44 points

## 2011-12 (21-11-7, 15-6-6 AHA)

Oct. 1	vs. Simon Fraser (exh)	8-3
Oct. 3	MCGILL UNIV. (exh)	5-4
Oct. 7	at #3 North Dakota& (FOX C)	3-4
Oct. 8	vs. Michigan St.& (FOX C)	2-3 ot
Oct. 14	NIAGARA*	3-2 ot
Oct. 16	ROBERT MORRIS	4-2



Oct. 21	at Alabama-Huntsville	1-1 ot
Oct. 22	at Alabama-Huntsville	7-2
Oct. 29	CANISIUS*	3-3 ot
Nov. 4	SACRED HEART*	2-1
Nov. 5	SACRED HEART*	3-2
Nov. 11	at RIT*	1-3
Nov. 12	at Mercyhurst*	2-3
Nov. 25	UCONN*	3-1
Nov. 26	UCONN*	4-3
Dec. 2	at AIC*	8-3
Dec. 3	at AIC*	7-3
Dec. 30	at #5 Colorado College	2-1
Dec. 31	#15 DENVER	1-7
Jan. 6	at Holy Cross*	3-3 ot
Jan. 7	at Holy Cross*	3-4
Jan. 13	BENTLEY*	2-2 ot
Jan. 14	BENTLEY*	1-2
Jan. 20	at Army* (CBS S)	3-3 ot
Jan. 21	at Army*	4-2
Jan. 29	at Canisius*	3-0
Jan. 30	at Canisius*	1-1 ot
Feb. 3	RIT* (CBS S)	3-0
Feb. 4	RIT*	4-2
Feb. 10	at Niagara*	2-0
Feb. 11	at Niagara*	3-3 ot
Feb. 17	MERCYHURST*	8-0
Feb. 18	MERCYHURST*	1-2
Feb. 24	at Robert Morris*	1-2 ot
Feb. 25	at Robert Morris*	3-0
Mar. 9	UCONN#	4-3
Mar. 10	UCONN#	1-3
Mar. 11	UCONN#	4-3
Mar. 16	vs. Mercyhurst&	5-2
Mar. 17	vs. RIT&	4-0
Mar. 24	vs. #1 Boston College^ (ESPNU)	0-2

\*Atlantic Hockey Association game  
& Icebreaker Classic in Grand Forks, N.D.

# Atlantic Hockey Quarterfinals, at USAFA  
& AHA Final Four, Rochester, N.Y.  
^ NCAA Northeast Regional, Worcester, Mass.  
**HEAD COACH:** Frank Serratore  
**LEADING SCORER:** Kyle DeLaurell, F, 15  
goals 23 assists, 38 points.

## 2012-13 (17-13-7, 15-7-5 AHA)

Oct. 8	BRITISH COLUMBIA (EXH)	2-4
Oct. 12	vs. Alaska-Fairbanks#	3-3 ot
Oct. 13	at Alaska-Anchorage#	3-3 ot
Oct. 19	#19 COLO. COLLEGE	2-6
Oct. 20	at #7 Denver	2-5
Oct. 25	at Canisius*	1-1 ot
Oct. 27	at Robert Morris*	4-1
Nov. 2	HOLY CROSS*	2-3
Nov. 3	HOLY CROSS*	7-0
Nov. 9	at Penn State	5-1
Nov. 10	at Penn State	1-5
Nov. 23	at UConn*	1-2
Nov. 24	at UConn (Hartford)*	2-3 ot
Nov. 30	MERCYHURST*	4-5
Dec. 2	RIT*	3-2 ot
Dec. 7	at Bentley*	7-4
Dec. 8	at Bentley*	2-2 ot
Dec. 29	at Minnesota^	0-4
Dec. 30	vs. Alabama-Huntsville^	6-1
Jan. 5	at #18 Niagara*	3-4
Jan. 11	ARMY*	4-1
Jan. 12	ARMY* (CBS S)	3-3 ot
Jan. 19	at Sacred Heart (Bridgeport)*	5-2
Jan. 20	at Sacred Heart (Bridgeport)*	6-3
Jan. 25	ROBERT MORRIS*	2-0
Jan. 26	ROBERT MORRIS*	4-1
Feb. 1	AIC*	2-2 ot
Feb. 2	AIC*	1-2 ot
Feb. 8	at Mercyhurst*	4-2
Feb. 9	at Mercyhurst*	2-2 ot
Feb. 15	CANISIUS*	3-1
Feb. 16	CANISIUS*	3-2
Feb. 22	at RIT*	5-3
Feb. 23	at RIT*	1-2
Mar. 1	#13 NIAGARA*	5-2
Mar. 2	#13 NIAGARA*	6-1
Mar. 15	CANISIUS%	3-4
Mar. 16	CANISIUS%	3-4 ot

\*Atlantic Hockey Association game  
# Kendall Classic in Anchorage, Alaska  
^ Mariucci Classic, Minneapolis, Minn.  
% AHA Quarterfinal Series, Cadet Ice Arena  
**HEAD COACH:** Frank Serratore  
**LEADING SCORER:** Kyle De Laurell, F, 19  
goals, 17 assists, 36 points.

# ALL-TIME RESULTS

## 2013-14 (21-14-4, 15-9-3 AHA)

Oct. 11	vs. Alaska #	1-6
Oct. 12	at Alaska-Anchorage#	2-4
Oct. 18	PENN STATE	5-2
Oct. 19	PENN STATE	3-1
Oct. 25	CANISIUS*	3-2
Oct. 27	NIAGARA*	7-4
Nov. 1	at RIT*	2-0
Nov. 2	at Mercyhurst*	2-8
Nov. 16	ROBERT MORRIS*	4-3
Nov. 19	at Colorado College	3-1
Nov. 22	DENVER	3-3 ot
Nov. 23	at Denver	1-3
Nov. 29	BENTLEY*	2-4
Nov. 30	BENTLEY*	2-2 ot
Dec. 6	at Holy Cross*	2-2 ot
Dec. 7	at Holy Cross*	3-3 ot
Dec. 29	vs. #16 Northeastern%	5-2
Dec. 30	vs. #4 Providence%	3-2
Jan. 3	at AIC*	3-4 ot
Jan. 4	at AIC*	2-0
Jan. 10	at Army* (CBS SN)	3-1
Jan. 11	at Army*	4-2
Jan. 17	SACRED HEART*	6-4
Jan. 18	SACRED HEART*	4-0
Jan. 24	at Robert Morris*	1-3
Jan. 25	at Robert Morris*	3-5
Jan. 31	UCONN*	3-5
Feb. 1	UCONN*	3-1
Feb. 7	MERCYHURST*	5-3
Feb. 8	MERCYHURST*	2-0
Feb. 14	at Canisius*	0-4
Feb. 15	at Canisius*	4-2
Feb. 21	RIT*	4-2
Feb. 22	RIT*	2-3
Feb. 28	at Niagara*	1-4
Mar. 1	at Niagara*	4-1
Mar. 14	vs. Niagara%	2-1
Mar. 15	vs. Niagara%	3-4
Mar. 16	vs. Niagara%	3-4 ot

\*Atlantic Hockey Association game

# Kendall Hockey Classic, Anchorage, AK

%Ledyard Bank Classic, Hanover, NH

% AHA Quarterfinal Series, Cadet Ice Arena

**HEAD COACH:** Frank Serratore

**LEADING SCORER:** Cole Gunner, F, 15 goals, 29 assists, 44 points.

## 2014-15 (16-21-4, 13-12-3 AHA)

Oct. 6	McGill (Exh.)	5-3
Oct. 10	Mercyhurst	5-1
Oct. 11	Mercyhurst	2-4
Oct. 17	vs. #19 Alaska#	3-4
Oct. 18	at Alaska-Anchorage#	1-4
Oct. 24	RIT*	1-5
Oct. 25	RIT*	4-3 ot
Nov. 1	#3 North Dakota@	2-3 ot
Nov. 7	ALA.-HUNTSVILLE	2-4
Nov. 8	ALA.-HUNTSVILLE	3-3 ot
Nov. 14	at #17 Robert Morris*	3-3 ot
Nov. 15	at #17 Robert Morris*	2-1 ot
Nov. 21	at #10 Denver	0-7
Nov. 22	COLORADO COLLEGE	3-1
Nov. 28	at Canisius*	1-3
Nov. 29	at Canisius*	3-2
Dec. 5	at Bentley*	1-2
Dec. 6	at Bentley*	1-4
Dec. 28	at #9 Vermont%	2-4
Dec. 29	vs. UMass-Amherst%	1-5
Jan. 2	at Holy Cross*	1-1 ot
Jan. 3	at Holy Cross*	1-3
Jan. 9	NIAGARA*	4-3
Jan. 10	NIAGARA*	4-3 ot
Jan. 16	ARMY*	4-3
Jan. 17	ARMY*	3-1
Jan. 23	at AIC*	2-1 ot
Jan. 24	at AIC*	6-2
Jan. 30	#20 ROBERT MORRIS*	4-5 ot
Jan. 31	#20 ROBERT MORRIS*	2-5
Feb. 6	at Sacred Heart*	4-5 ot
Feb. 7	at Sacred Heart*	2-3
Feb. 13	AIC*	9-3
Feb. 14	AIC*	3-1
Feb. 20	at Niagara*	1-6
Feb. 21	at Niagara*	4-4 ot
Feb. 27	CANISIUS*	1-4
Feb. 28	CANISIUS*	4-1
Mar. 6	AIC&	6-1
Mar. 7	AIC &	10-3
Mar. 13	at RIT \$	1-2
Mar. 14	at RIT \$	3-7

\*Atlantic Hockey game

# Brice Alaska Goal Rush, Fairbanks, AK

@ U.S. Hockey Hall of Fame Game, Grand Forks, ND

% Sheraton/TD Bank Catamount Cup, Burlington, VT

& AHA First Round, Cadet Ice Arena

\$ AHA Quarterfinals, in Rochester, NY

**HEAD COACH:** Frank Serratore

**LEADING SCORER:** Cole Gunner, F, 21 goals, 25 assists, 46 points.

## 2015-16 (20-12-5, 16-7-5 AHA)

Oct. 5	Calgary (Exh.)	5-0
Oct. 9	#5 DENVER	5-4 ot
Oct. 10	at #5 Denver	1-3
Oct. 16	at Robert Morris*	1-5
Oct. 17	at Robert Morris*	3-3 ot
Oct. 23	at #1 Omaha	2-4
Oct. 24	at #1 Omaha	1-4
Nov. 6	at Mercyhurst*	5-4 ot
Nov. 7	at Mercyhurst*	1-3
Nov. 12	HOLY CROSS*	1-3
Nov. 13	HOLY CROSS*	5-1
Nov. 20	at Sacred Heart*	1-1 ot
Nov. 21	at Sacred Heart*	3-2
Nov. 27	COLORADO COLL.	4-3
Nov. 28	at Colorado College	3-4
Dec. 4	CANISIUS*	3-2
Dec. 5	CANISIUS*	2-4
Jan. 2	BENTLEY*	3-2
Jan. 3	BENTLEY*	3-5
Jan. 8	AIC*	8-2
Jan. 9	AIC*	5-1
Jan. 15	at Army West Point*	1-0
Jan. 16	at Army West Point*	1-1 ot
Jan. 22	NIAGARA*	3-0
Jan. 23	NIAGARA*	3-1
Jan. 29	at Canisius*	3-2
Jan. 30	at Canisius*	1-1 ot
Feb. 5	RIT*	2-2 ot
Feb. 6	RIT*	4-0
Feb. 12	at Holy Cross*	2-4
Feb. 13	at Holy Cross*	4-2
Feb. 19	ROBERT MORRIS*	4-7
Feb. 20	ROBERT MORRIS*	4-1
Feb. 26	at Niagara*	6-1
Feb. 27	at Niagara*	3-0
Mar. 11	vs. #7 CANISIUS#	4-1
Mar. 12	vs. #7 CANISIUS#	4-1
Mar. 18	vs. #5 RIT&	1-2 ot

\*Atlantic Hockey game

# AHA Quarterfinals at USAFA

& AHA Semifinals in Rochester, N.Y.

**HEAD COACH:** Frank Serratore

**LEADING SCORER:** Tyler Ledford, F, 7 goals, 20 assists, 27 points.

# ALL-TIME RESULTS

## 2016-17 (27-10-5, 19-6-3 AHA)

Oct. 3	MOUNT ROYAL (exh.)	5-1
Oct. 7	vs. #5 Boston College#	2-1
Oct. 8	vs. Ohio State#	3-3 ot
Oct. 14	at Arizona State\$	4-3
Oct. 16	at Arizona State (PAC-12 Net)\$	2-5
Oct. 21	Bentley*	5-2
Oct. 22	Bentley*	1-6
Nov. 4	at Army*	2-4
Nov. 5	at Army*	3-1
Nov. 11	RIT*	4-3
Nov. 12	RIT*	4-3
Nov. 18	at #18 Western Michigan (ASN)	5-5 ot
Nov. 19	at #18 Western Michigan	1-4
Nov. 25	# 2 DENVER@	3-4 ot
Nov. 26	at Colorado College	6-3
Dec. 2	at Holy Cross*	2-2 ot
Dec. 3	at Holy Cross*	2-3
Dec. 9	NIAGARA*	2-1
Dec. 10	NIAGARA*	4-0
Dec. 30	at Sacred Heart*	3-1
Dec. 31	at Sacred Heart*	3-2
Jan. 6	at Mercyhurst*	3-1
Jan. 7	at Mercyhurst*	4-2
Jan. 13	CANISIUS*	1-4
Jan. 14	CANISIUS*	2-2 ot
Jan. 20	at Robert Morris*	6-2
Jan. 21	at Robert Morris*	1-2
Jan. 27	ARMY*	3-1
Jan. 28	ARMY*	3-2
Feb. 3	at Bentley*	6-1
Feb. 4	at Bentley*	5-1
Feb. 10	AIC* (ASN)	5-0
Feb. 11	AIC*	3-3 ot
Feb. 17	at RIT*	4-2
Feb. 18	at RIT*	3-2
Feb. 24	SACRED HEART*	5-0
Feb. 25	SACRED HEART*	2-3 ot
Mar. 10	Bentley\$	5-0
Mar. 11	Bentley\$	2-1
Mar. 17	Army &	1-0
Mar. 18	Robert Morris ^	2-1
Mar. 24	No. 8 Western Michigan%	5-4
Mar. 25	No. 2 Harvard%	2-3

\*Atlantic Hockey game

# IceBreaker Tournament, Denver, Colo.

\$ AHA Quarterfinals at USAFA

& AHA Semifinals in Rochester, N.Y.

^ AHA Championship in Rochester, N.Y.

% NCAA East Regional in Providence, R.I.

@ eventual national champions

\$ Game played Gila River Arena, Glendale, Ariz

**HEAD COACH:** Frank Serratore

**LEADING SCORER:** Jordan Himley, 22 goals, 15 assists, 37 points.

## 2017-18 (23-15-5, 13-11-4 AHA)

Oct. 2	LETHBRIDGE. (EXH.)	3-0
Oct. 6	at Alaska	3-2
Oct. 7	at Alaska	1-1 ot
Oct. 13	ARIZONA STATE	4-3
Oct. 14	ARIZONA STATE	3-2
Oct. 20	at Bemidji State	1-4
Oct. 21	at Bemidji State	5-1
Oct. 27	at Canisius*	3-1
Oct. 28	at Canisius*	2-3
Nov. 3	ARMY*	2-3
Nov. 4	ARMY*	0-2
Nov. 10	at Holy Cross*	0-3
Nov. 11	at Holy Cross*	3-3 ot
Nov. 17	RIT*	4-3
Nov. 18	RIT*	2-3
Nov. 25	at Sacred Heart*	3-3 ot
Nov. 26	at Sacred Heart*	5-3
Dec. 1	NIAGARA*	3-6
Dec. 2	NIAGARA*	2-5
Dec. 29	COLORADO COLLEGE	6-3
Dec. 30	at Denver	0-6
Jan. 5	MERCYHURST*	0-1
Jan. 6	MERCYHURST*	5-1
Jan. 12	at RIT*	2-1
Jan. 13	at RIT*	4-0
Jan. 19	SACRED HEART*	1-2
Jan. 20	SACRED HEART*##	PPD
Jan. 26	at Niagara*	4-2
Jan. 27	at Niagara*	5-3
Feb. 2	AIC*	3-0
Feb. 3	AIC*	2-2 ot
Feb. 9	at Bentley*	0-2
Feb. 10	at Bentley*	4-2
Feb. 13	vs. Sacred Heart#	1-2 ot
Feb. 16	CANISIUS*	7-4
Feb. 17	CANISIUS*	3-2
Feb. 23	at Robert Morris*	1-0
Feb. 24	at Robert Morris*	2-2 ot
Mar. 9	at Army\$	5-3
Mar. 10	at Army\$	0-1
Mar. 11	at Army\$	1-0 ot
Mar. 16	vs. Canisius&	3-0
Mar. 17	vs. Robert Morris^	5-1
Mar. 23	vs. No. 1 St. Cloud State%	4-1
Mar. 24	vs. No. 11 Minn. Duluth%%@	1-2

\*Atlantic Hockey game

\$ AHA Quarterfinals in West Point.

& AHA Semifinals in Rochester, N.Y.

^ AHA Championship in Rochester, N.Y.

% NCAA West Regional in Sioux Falls, S.D.

@ eventual national champions

# Rescheduled game from Jan. 20 due to government shutdown. Game played at Quinnipiac, Conn.

**HEAD COACH:** Frank Serratore

**LEADING SCORER:** Erik Baskin, 16 goals, 12 assists, 28 points

## 2018-19 (16-15-5, 14-10-4 AHA)

Oct. 7	ALBERTA (EXH.)	2-2 ot
Oct. 12	No. 10 DENVER	1-4
Oct. 13	at Colorado College	1-6
Oct. 19	at Canisius*	7-3
Oct. 20	at Canisius*	0-2
Oct. 25	NIAGARA*	0-5
Oct. 26	NIAGARA*	2-1
Nov. 2	at Army West Point*	4-2
Nov. 3	at Army West Point*	4-2
Nov. 9	BENTLEY*	4-2
Nov. 10	BENTLEY*	4-1
Nov. 16	at AIC*	0-5
Nov. 17	at AIC*	0-4
Nov. 30	at RIT*	3-1
Dec. 1	at RIT*	3-0
Dec. 7	MERCYHURST*	2-0
Dec. 8	MERCYHURST*	1-4
Dec. 29	BEMIDJI STATE	3-3 ot
Dec. 30	BEMIDJI STATE	6-3
Jan. 4	St. Lawrence&	7-1
Jan. 5	No. 17 Western Michigan&	1-4
Jan. 11	ARMY WEST POINT*	2-2 ot
Jan. 12	ARMY WEST POINT*	2-2 ot
Jan. 19	at Sacred Heart*	1-3
Jan. 20	at Sacred Heart* (at Yale)	2-2 ot
Jan. 25	ROBERT MORRIS*	3-1
Jan. 26	ROBERT MORRIS*	3-1
Feb. 1	at Bentley*	3-4 ot
Feb. 2	at Bentley*	0-4
Feb. 15	CANISIUS*	3-0
Feb. 16	CANISIUS*	0-3
Feb. 22	at Mercyhurst*	3-3 ot
Feb. 23	at Mercyhurst*	4-2
Mar. 1	HOLY CROSS*	1-2 ot
Mar. 2	HOLY CROSS*	4-2
Mar. 15	NIAGARA	2-3 ot
Mar. 16	NIAGARA	4-5

\*Atlantic Hockey game

& Ice Vegas Invitational, Las Vegas, Nev.

\$ AHA Quarterfinals at USAFA.

**HEAD COACH:** Frank Serratore

**LEADING SCORER:** Matt Koch, 4 goals, 21 assists, 25 points

# ALL-TIME RESULTS

## 2019-20 (12-18-6, 10-12-6 AHA)

Oct. 6	TRINITY WEST. (EXH.)	8-0
Oct. 11	at #8 Notre Dame	3-4
Oct. 13	at #8 Notre Dame	1-6
Oct. 18	ARIZONA STATE	0-3
Oct. 19	ARIZONA STATE	2-5
Oct. 24	RIT*	1-2
Oct. 25	RIT*	0-1
Nov. 1	at Sacred Heart*	1-7
Nov. 2	at Sacred Heart*	4-3
Nov. 8	BENTLEY*	4-2
Nov. 9	BENTLEY*	3-2
Nov. 22	at Robert Morris*	2-0
Nov. 23	at Robert Morris* (OTW)	1-1 ot
Nov. 29	at Niagara*	3-4 ot
Nov. 30	at Niagara* (OTW)	1-1 ot
Dec. 6	HOLY CROSS*	7-2
Dec. 7	HOLY CROSS* (SOW)	3-3 ot
Jan. 3	AIC*	4-1
Jan. 4	AIC*	1-5
Jan. 10	at Army* (SOL)	3-3 ot
Jan. 11	at Army*	2-5
Jan. 17	NIAGARA*	4-3
Jan. 18	NIAGARA*	2-1
Jan. 24	at Holy Cross*	1-3
Jan. 25	at Holy Cross*	1-2
Jan. 31	SACRED HEART*	4-5 ot
Feb. 1	SACRED HEART*	2-5
Feb. 7	at Canisius* (SOW)	3-3
Feb. 8	at Canisius*	0-1
Feb. 14	at Colorado College	2-6
Feb. 17	COLO. COLLEGE^	2-4
Feb. 21	MERCYHURST* (OTW)	1-1
Feb. 22	MERCYHURST*	2-1
Feb. 28	at RIT*	3-0
Feb. 29	at RIT*	3-5
Mar. 6	MERCYHURST\$	3-1
Mar. 7	MERCYHURST\$	5-1

\*Atlantic Hockey game

^ Faceoff at Falcon Stadium

\$ AHA First-Round at USAFA

*Note: Remainder of season was cancelled due to COVID 19 pandemic*

**HEAD COACH:** Frank Serratore

**LEADING SCORER:** Brady Tomlak,

9 goals, 17 assists, 26 points

## 2020-21 (3-10-1, 3-9-1 AHA)

Nov. 27	at AIC*	1-3
Nov. 28	at AIC*	1-2
Dec. 4	ROBERT MORRIS*	1-4
Dec. 5	ROBERT MORRIS*	2-4
Dec. 12	USNTDP (exh.) (SoL)	4-4 ot
Dec. 13	USNTDT (exh.)	1-3
Dec. 18	SACRED HEART*	PPD
Dec. 19	SACRED HEART*	PPD
Jan. 3	at Niagara*	2-7
Jan. 4	at Niagara* (SOL)	1-1 ot
Jan. 6	vs. Sacred Heart*%	3-4 ot
Jan. 8	at Mercyhurst*	2-5
Jan. 9	at Mercyhurst*	3-6
Jan. 15	ARMY*	PPD
Jan. 16	ARMY*	PPD
Jan. 22	LONG ISLAND	PPD
Jan. 23	LONG ISLAND	PPD
Jan. 31	at Bentley*	3-6
Feb. 1	at Bentley*	4-3 ot
Feb. 5	at Holy Cross*	PPD
Feb. 6	at Holy Cross*	PPD
Feb. 12	RIT*	PPD
Feb. 13	RIT*	PPD
Feb. 19	CANISIUS*	4-3 ot
Feb. 20	CANISIUS*	5-1
Mar. 9	at Bentley\$	3-7

\*Atlantic Hockey game

% Game played in Niagara, N.Y.

\$ AHA First-Round at Bentley

*Note: Season started late and had limited number of games due to COVID 19 pandemic*

**HEAD COACH:** Frank Serratore

**LEADING SCORER:** Willie Reim, So., F, 6 goals, 6 assists, 12 points

## 2021-22 (16-17-3, 11-12-3 AHA)

Oct. 2	at Colo. College (exh.)#	2-1
Oct. 8	at Michigan State	3-2 ot
Oct. 9	at Michigan State	1-5
Oct. 15	#11 DENVER	1-4
Oct. 16	at #11 Denver	0-8
Oct. 23	at Lindenwood (exh.)	6-1
Oct. 24	at Lindenwood (exh.)	7-3
Oct. 29	COLORADO COLLEGE	5-4 ot
Oct. 30	at Colorado College	1-8
Nov. 5	at Niagara*	3-4
Nov. 6	at Niagara* (SoW)	3-3 ot
Nov. 12	BENTLEY*	2-1
Nov. 13	BENTLEY*	4-5
Nov. 19	SACRED HEART*	3-2
Nov. 20	SACRED HEART*	1-3
Nov. 22	SACRED HEART*	2-4
Nov. 23	SACRED HEART*	1-3
Dec. 3	CANISIUS *	5-2
Dec. 4	CANISIUS* (SoW)	3-3 ot
Jan. 1	at AIC*	2-5
Jan. 2	at AIC*	3-4
Jan. 14	NIAGARA*	5-4
Jan. 15	NIAGARA*	3-2
Jan. 21	at Mercyhurst*	5-2
Jan. 22	at Mercyhurst*	5-3
Jan. 28	ARMY*	3-8
Jan. 29	ARMY*	3-2 ot
Feb. 4	at Canisius*	2-4
Feb. 5	at Canisius*	3-2 ot
Feb. 11	HOLY CROSS*	2-3 ot
Feb. 12	HOLY CROSS *	2-3
Feb. 18	at Bentley*	4-1
Feb. 19	at Bentley* (SoL)	4-4 ot
Feb. 25	RIT*	2-3 ot
Feb. 26	RIT*	1-0 ot
Mar. 11	at Army\$	5-4 ot
Mar. 12	at Army\$	3-2 ot
Mar. 18	vs. RIT%	4-3
Mar. 19	vs. AIC^	0-7

\* Atlantic Hockey game

\$ AHA First Round at West Point

% AHA Semifinals in Utica, N.Y.

^ AHA Championship game in Utica, N.Y.

# first game at CC's Robson Arena

**HEAD COACH:** Frank Serratore

**LEADING SCORER:** Will Gavin, 16 goals, 13 assists, 29 points

# ALL-TIME RESULTS

## 2022-23 (12-22-2, 8-17-1 AHA)

Oct. 1	Colorado College (exh)	1-5
Oct. 7	Maine\$	1-4
Oct. 8	#11 Notre Dame\$ (SoW)	5-5 ot
Oct. 14	at Lindenwood	6-7
Oct. 15	at Lindenwood	5-3
Oct. 20	RIT (ALT)*	3-2
Oct. 21	RIT*	2-4
Oct. 28	at Colorado College	0-8
Oct. 29	Colorado College (ALT2)	6-3
Nov. 4	Alaska-Anchorage	5-3
Nov. 5	Alaska-Anchorage (ALT2)	3-1
Nov. 11	Bentley*	1-5
Nov. 12	Bentley* (ALT2)	2-0
Nov. 19	at AIC* (SoL)	3-3 ot
Nov. 20	at AIC*	1-3
Nov. 25	at Mercyhurst*	3-5
Nov. 26	at Mercyhurst*	2-4
Dec. 2	Holy Cross*	1-4
Dec. 3	Holy Cross*	1-2
Jan. 6	vs. No. 6 Boston Univ. #	1-5
Jan. 7	at Arizona State#	0-2
Jan. 13	at Holy Cross*	2-5
Jan. 15	at Holy Cross*	1-4
Jan. 20	Niagara*	6-3
Jan. 21	Niagara* (ALT)	1-2
Jan. 27	at Army*	1-3
Jan. 28	at Army*	6-4
Feb. 3	Mercyhurst* (ALT2)	4-3 ot
Feb. 4	Mercyhurst* (ALT2)	4-2
Feb. 10	at Sacred Heart*	5-4
Feb. 11	at Sacred Heart*	3-5
Feb. 13	Canisius* (ALT2)	2-1
Feb. 14	Canisius* (ALT2)	1-4
Feb. 17	AIC* (ALT2)	2-3
Feb. 18	AIC*	3-4
Feb. 24	at RIT*	1-3
Feb. 25	at RIT*	2-5

\*Atlantic Hockey Association game  
\$ Ice Breaker Tournament  
# Desert Hockey Classic

**HEAD COACH:** Frank Serratore

**LEADING SCORER:** Willie Reim, 11 goals, 15 assists, 26 points

## 2023-24 (18-19-1, 15-10-1 AHA)

Oct. 7	Lindenwood	4-1
Oct. 8	Lindenwood	3-4 ot
Oct. 12	# 8 Michigan State	6-5
Oct. 13	# 8 Michigan State	3-5
Oct. 20	at Alaska-Anchorage	1-3
Oct. 21	at Alaska-Anchorage	4-3 ot
Oct. 27	Colorado College	2-6
Oct. 28	at No. 2 Denver	0-4
Nov. 3	at Niagara*	3-2 ot
Nov. 4	at Niagara*	3-4
Nov. 10	Army*	4-3 ot
Nov. 11	Army*	4-0
Nov. 18	at Mercyhurst*	5-2
Nov. 19	at Mercyhurst*	1-5
Nov. 24	at Canisius*	1-3
Nov. 25	at Canisius* (SoW)	2-2 ot
Dec. 1	Bentley*	3-2 ot
Dec. 2	Bentley*	0-3
Dec. 28	at # 6 Wisconsin\$	0-3
Dec. 29	vs. Minnesota-Duluth\$	1-4
Jan. 5	at Bentley*	3-1
Jan. 6	at Bentley*	7-3
Jan. 12	AIC*	6-2
Jan. 13	AIC*	1-4
Jan. 19	at Army*	8-1
Jan. 20	at Army*	7-6
Jan. 26	Canisius*	5-1
Jan. 27	Canisius*	3-5
Feb. 2	at Holy Cross*	3-6
Feb. 3	at Holy Cross*	2-5
Feb. 9	Sacred Heart*	2-3
Feb. 10	Sacred Heart*	2-0
Feb. 16	at RIT*	3-7
Feb. 17	at RIT*	3-2
Feb. 23	Robert Morris*	5-2
Feb. 24	Robert Morris*	2-1
Mar. 8	AIC#	1-3
Mar. 9	AIC#	2-3 ot

\*Atlantic Hockey Association game  
\$ Kwik Trip Holiday Faceoff  
# AHA Quarterfinals at USAFA

**HEAD COACH:** Frank Serratore

**LEADING SCORER:** Chris Hedden, 8 goals, 29 assists, 37 points

## 2024-25 (16-21-3, 11-13-2 AHA)

Oct. 4	#20 ARIZONA STATE	1-8
Oct. 5	#20 ARIZONA STATE	4-3 ot
Oct. 11	vs. #5 Minnesota%	1-7
Oct. 12	vs. #14 UMass%	1-5
Oct. 18	LINDENWOOD	3-2
Oct. 20	LINDENWOOD	2-1
Oct. 25	at AIC*	2-1 ot
Oct. 26	at AIC *	2-4
Nov. 1	at #8 Colorado College	2-3 ot
Nov. 2	#8 COLO. COLLEGE	1-6
Nov. 8	CANISIUS*	2-0
Nov. 10	CANISIUS*	2-1
Nov. 15	MERCYHURST*	1-0
Nov. 16	MERCYHURST*	4-1
Nov. 22	at Bentley*	0-2
Nov. 23	at Bentley*	0-2
Nov. 29	at Brown	1-1 ot
Nov. 30	at Brown	2-5
Dec. 6	NIAGARA*	2-3 ot
Dec. 7	NIAGARA*	4-2
Jan. 3	at Sacred Heart*	0-3
Jan. 4	at Sacred Heart*	3-0
Jan. 10	BENTLEY*	0-1
Jan. 11	BENTLEY*	4-1
Jan. 17	at Army*	2-3
Jan. 18	at Army*	3-4 ot
Jan. 24	HOLY CROSS*	2-3
Jan. 25	HOLY CROSS*	3-6
Jan. 31	RIT*	1-2
Feb. 1	RIT*	2-3 ot
Feb. 7	at Canisius*	5-3
Feb. 8	at Canisius*	3-2 ot
Feb. 14	ARMY*	1-2
Feb. 15	ARMY*	4-4 ot
Feb. 21	at Robert Morris*	4-2
Feb. 22	at Robert Morris*	3-3 ot
Mar. 1	Robert Morris #	4-3 2ot
Mar. 7	at Sacred Heart\$	1-4
Mar. 8	at Sacred Heart\$	3-2 2ot
Mar. 9	at Sacred Heart\$	1-4

\*Atlantic Hockey Association game  
% Ice Breaker at Orleans in Las Vegas  
# AHA First Round game at USAFA  
\$ AHA Quarterfinals in Fairfield, CT

**HEAD COACH:** Frank Serratore

**LEADING SCORER:** Clayton Cosentino, 9 goals, 20 assists, 29 points

## CHAMPIONSHIP SEASONS

# 2007 Atlantic Hockey Conference Champions

The 2006-07 season is one that will not be forgotten soon.

Air Force was in its first season of competition in the Atlantic Hockey Association after seven years in College Hockey America. That was only the tip of the iceberg.

The Falcons claimed their first-ever conference championship, first-ever trip to the NCAA Tournament, first winning season playing an all-Division I schedule (19-16-5), first winning record in conference play (13-10-5), first service academy to win a conference title and compete in the NCAA Hockey Tournament, first-ever All-American (Eric Ehn second-team AHCA), first-ever Hobey Baker finalist (Ehn finished in final three), first player ever selected to the Frozen Four Skills Competition (Andrew Ramsey) and the first finalist for the Lowe's Senior CLASS award for leadership, character and academics (Billy Devoney was a first-team Lowe's All-American).

The season was one of many ups and downs as the overall record hovered around the .500 mark for most of the year. AFA won just three of its first eight games. However, after a sweep at Mercyhurst, the Falcons were 11-8-5 overall in early January.

A five-game losing skid dropped the team's record to 13-15-5 with just three regular-season games remaining.

The Falcons rebounded to win the final three regular-season games over Canisius and American International. The momentum carried over into the AHA Tournament as



**Front Row:** Peter Foster, Eric Ehn, Theo Zacour, Andrew Ramsey, Lt. Andy Berg (asst. coach), Brian Gineo, Frank Serratore (head coach), Billy Devoney, Mike Corbett (asst. coach), Brian Reese, Jay Medenwaldt, Mike Phillipich, Ben Worker.

**Second Row:** Ian Harper, Greg Flynn, Michael Johnson, Lt. Col. Chris Rein (officer representative), Maj. Eric Nelson (team doctor), Lt. Col. Russ Adelgren (officer representative), Robert Rush (equipment manager), Erik Marsh (athletic trainer), Col. Mike Van Valkenburg (officer representative), Dave Toller (media relations), Lt. Col. Steve Fraser (officer representative), Bryan Becker, Michael Mayra, Andrew Volkening.

**Back Row:** David Martinson, Frank Schiavone, Josh Print, Matt Fairchild, Jeff Hajner, Josh Frider, Brett Nylander, Matt Charbonneau, Josh Schaffer, Brandon Johnson, Brent Olson.

the Falcons blanked Holy Cross, 3-0, at the Academy in the quarterfinals.

Then, at the AHA Final Four in Rochester, N.Y., the Falcons needed overtime to beat top-seeded Sacred Heart in the semifinals. AFA led 3-1 in the third period, but the Pioneers took a 4-3 lead late in the third. After pulling the goalie, defenseman Billy Devoney scored with 54 seconds left to tie the game. Then, in overtime, Josh Print tipped in a point shot by Greg Flynn to send the Falcons into the championship game.

The opponent was none other than service academy rival Army. The game was arguably the biggest in Academy history. Not only was it for bragging rights in the military world, but a conference championship and NCAA bid were on the line.

After a scoreless first period, Mike Phillipich and Andrew Ramsey scored for a 2-0 lead in the second period. Freshman goalie Andrew Volkening stopped 18 Black Knight shots in the first 40 minutes and was flawless in the crease. Air Force exploded for four goals in the third period for a 6-1 win. Phillipich was named the tournament's MVP while Devoney and Volkening were named to the all-tourney team.

The win propelled the Falcons into the NCAA Tournament and a meeting with the tournament's No. 1 seed, Minnesota, at the Pepsi Center in Denver.

The big stage, the media attention, the large crowd and the daunting opponent did not bother the Falcons whatsoever. AFA scored first as Jeff Hajner netted his 13th of the season midway through the first period. Volkening was stellar in the net and the Falcons entered the first intermission with a 1-0 lead. Minnesota tied the game in the second, but the Falcons answered as Ramsey scored on the power-play with 37 seconds left in the second period.

Early in the third period, freshman Brett Nylander scored on a wrap-around goal and the Falcons had a 3-1 lead. With just over eight minutes remaining, the Falcons clung to the two-goal advantage.

However, the clock was about to strike midnight on Cinderella. Minnesota scored three goals in a span of 3:36 and escaped with a 4-3 win over the Falcons.

The loss ended the Falcons' championship season, but the memories of the team's first conference title and NCAA berth will last a lifetime.



2007 NCAA® DIVISION I MEN'S  
ICE HOCKEY  
CHAMPIONSHIP

WEST REGIONAL  
Pepsi Center  
Denver, Colorado  
University of Denver and  
Metro Denver Sports Commission, hosts  
March 24-25



## CHAMPIONSHIP SEASONS

# 2008 Atlantic Hockey Conference Champions

Coming off of a league title in 2006-07, the Air Force hockey poster for the 2007-08 season read "A Championship Foundation."

Those words could not have been more prophetic as Air Force defended its championship by winning its second consecutive title and returning to the NCAA Tournament.

Air Force finished the 2007-08 season with an overall record of 21-12-6. The 21 wins are the most Division I victories in school history and marked the first back-to-back winning seasons in school history. A nine-game unbeaten streak, the longest in the nation at the time, ended with a 3-2 overtime loss at the NCAA Northeast Regional to Miami, the No. 2 overall seed in the tournament.

Air Force claimed some big victories along the way, including a sweep of 14th-ranked Quinnipiac in the season-opening series.

In the first half of the season, the Falcons settled for numerous ties in games that could have been victories. However, one tie in particular, was a great one. In the consolation game of the Dodge Holiday Classic at Mariucci Arena in Minneapolis, the Falcons tied 12th-ranked Minnesota, 2-2, on the Gophers' home ice.

Three weeks later, fourth-ranked Denver came to town having won 19 straight over Air Force dating back to 1980. The Falcons got the monkey off their back with a convincing 5-2 victory, tying the highest ranked team Air Force has ever defeated. Matt Fairchild tallied his first career hat trick and Andrew Volken-



**Front Row:** Andrew Volkening, Josh Schaffer, Frank Schiavone, Capt. Andy Berg (assistant coach), Matt Charbonneau, Frank Serratore (head coach), Mike Phillipich, Mike Corbett (assistant coach), Eric Ehn, Josh Print, Ian Harper.

**Second Row:** Greg Flynn, Derrick Burnett, Brad Sellers, Brent Olson, Dave Toller (athletic communications), Robert Rush (equipment specialist), Lt. Col Chris Rein (officer representative), Larry Cronk (penalty box manager), Col. Mike Van Valkenburg (officer representative), Roger McFarland (blue line club), Bryan Becker (undergraduate assistant), Jacques Lamoureux, Tim Krystosek, Michael Johnson, Michael Mayra.

**Third Row:** Brandon Johnson, Scott Kozlak, Sean Bertsch, Blake Page, Matt Becker, Josh Frider, Brett Nylander, Owen Kelly, Jeff Hajner, Matt Fairchild, Kevin Wright.

ing stopped 29 of 31 shots.

The next night, 2007 All-American Eric Ehn suffered a fractured left fibula and significant ligament damage in his ankle in a 2-1 loss at Colorado College.

It took some time for the Falcons to regroup, but the train was soon back on the track. A 7-0 win over Mercyhurst on Feb. 9 started a nine-game unbeaten streak, which was the longest in the nation.

Air Force was the No. 3 seed in the AHA tournament and hosted eighth-seeded Bentley in a best-of-three playoff series. The Falcons of Bentley were no match for the Falcons of Air Force, as the home team swept the series, 9-2 and 3-1. Air Force was one of five teams to advance to the AHA Final Five in Rochester and the Falcons were scheduled to face second-seeded RIT in their hometown.


Air Force silenced the partisan RIT crowd with a 5-0 win in the semifinals as Olson scored two goals and Volkening posted his fourth shutout in his last eight games. The win sent the Falcons to the championship game to face fifth-seeded Mercyhurst, a team playing its third game in as many days.

An exciting game see-sawed back and forth until Josh Frider scored with 8:30 left

in the third to tie the game at 4-4. The game remaining tied until Frider netted the game-winner 56 seconds into the second overtime, lifting the Falcons to the tournament title and a return trip to the NCAAs. Olson was named the MVP of the tournament with five points in the two games.

Two weeks later, the Falcons were back on the ice at the NCAA Northeast Regional in Worcester, Mass., to face top-seeded Miami, the No. 2 overall seed and the top scoring team in the nation. The game got off to an inauspicious start for Air Force as the RedHawks scored on the first shift of the game and had a 1-0 lead 19 seconds into the contest. However, the Falcons came roaring back in the second period to take a 2-1 lead on goals by Derrick Burnett and Josh Print. Miami tied the game with a power-play goal with 6:16 remaining and then scored the game-winner just under five minutes into overtime.

For the second consecutive year, the Falcons' season ended in the first game at the NCAA Regional after having a heavily-favored opponent on the ropes in the third period. Despite the disappointment at the time, the team's accomplishments could not be forgotten.



# 2009 Atlantic Hockey Conference Champions

When the 2007-08 season concluded with an overtime loss to second-ranked Miami in the NCAA Tournament, the returning players all said they wanted more. It wasn't good enough.

"As much as we accomplished, it's not enough," said goaltender Andrew Volkening after the 2007-08 season.

Many fans raised an eyebrow, or two, at those statements. The Falcons had just won 21 games, the most Division I wins in school history, earned their second consecutive conference championship, another trip to the NCAA Tournament and nearly knocked off the No. 2 team in all of college hockey.

More is what the 2008-09 Falcons delivered: a 28-11-2 overall record, the most wins in school history, the team's first ever regular-season championship, the third straight Atlantic Hockey Association tournament title, a third-consecutive trip to the NCAA Tournament, the program's first ever win in the NAAs and a trip to the Elite Eight.

Air Force started the season with a giant bull's eye on its back. Not only were the Falcons the two-time AHA champions, but the coaches picked Air Force first in the preseason poll.

The target didn't seem to bother the Falcons early in the season as Air Force rolled to 13 consecutive wins and a No. 10 ranking in the national polls, both school records.

Win number 13 came against a team that the Falcons had not defeated in 24 years, third-ranked Colorado College. After a 4-1 win over the Tigers at home, the streak ended with a 3-1 loss at ninth-ranked DU. The loss put the Falcons in a bit of a tailspin, posting just a 4-7-2 record through December and January.

As has been the case the past three years, the



**Front Row (left to right):** Andrew Volkening, Greg Flynn, Jeff Hajner, Capt. Andy Berg (asst. coach), Mike Phillipich, Frank Serratore (head coach), Brent Olson, Mike Corbett (asst. coach), Josh Frider, Michael Mayra, Tim Krystosek.

**Middle Row:** Tim Kirby, Greg Burgoerfer, Jacques Lamoureux, Col. Mike Van Valkenburg (officer representative), Jeff Kipp (strength coach), Lt. Col. Dr. Eric Nelson (team physician), Larry Cronk (off-ice official), Erik Marsh (athletic trainer), Robert Rush (equipment specialist), Dave Toller (SID), Lt. Col. Keith Bishop (officer representative), Brad Sellers, Scott Mathis, Derrick Burnett.

**Back Row:** Brandon Johnson, Scott Kozlak, Matt Becker, Paul Weisgarber, Sean Bertsch, Stephen Caple, Brett Nylander, Blake Page, Matt Fairchild, Kevin Wright, Mark Williams.

Falcons flipped the switch in February, going 6-2 in the month. Air Force needed a win in the final regular-season game at RIT to share the title with the Tigers and that is just what the Falcons got. in a 3-1 victory to earn the top seed in the tournament.

In the league quarterfinal best-of-three series, the Falcons hosted No. 8-seed Sacred Heart, but the series was much closer than the many fans anticipated. Air Force scored late to earn a 4-3 win in the first game, but Sacred Heart won game two, 4-1, forcing a deciding third game.

Air Force left no doubt in the rubber match as Greg Flynn scored the first two goals of the game and cruised to an 8-1 victory and a trip to the AHA Final Four in Rochester, N.Y.

In the AHA semifinal game, Matt Fairchild scored two goals and Volkening stopped all 26 shots he faced in a 3-0 blanking of Bentley. The win sent the Falcons back to the championship game, setting up a rematch of last years' title game with Mercyhurst. This game was not nearly the epic of the previous season as the Falcons held the No. 2 scoring team in the nation without a goal in a 2-0 victory. Lamoureux and Fairchild scored and Volkening made 25 saves in the game.


The third consecutive league championship sent the Falcons back to the NCAA Tournament, a place where this team had some unfinished business.

Who would be the Falcons' opponent at the Big Dance?

None other than the most storied program in the history of college hockey, the Michigan Wolverines. The top-seeded Wolverines, ranked third in the nation, boasted 13 NHL draft choices. However, it was Air Force's first-team all-league choices that led the way. Volkening stopped all 43 shots he faced, Flynn assisted on both goals and Lamoureux scored AFA's second goal of the game as the Falcons earned a 2-0 win for the program's first ever NCAA win. Derrick Burnett scored the first goal of the game, the eventual game-winner.

The win sent Air Force to its first-ever Elite Eight and a matchup vs. 10th-ranked Vermont. The winner would earn a spot in the Frozen Four in Washington D.C. Freshman Paul Weisgarber broke a scoreless tie in the second period, but Vermont scored two goals midway through the third for a 2-1 lead. Air Force came back to tie the game at 11:18 on Sean Bertsch's goal. Neither team scored during the rest of regulation or the first overtime. In the second overtime, Vermont defenseman Dan Lawson took a slap shot from the point at the 14:10 mark and play continued for nearly two minutes. Upon the first whistle, the play was under video review and, after a 12-minute delay; the shot was ruled a goal as the puck went through the net ending the Falcons' season.

The loss was tough to swallow, especially being one shot from going to the Frozen Four, but the 2008-09 season proved the Falcons were truly one of the best teams in the nation.



# 2011 Atlantic Hockey Conference Champions

The 2010-11 season began with many questions marks. The Falcons had to break in a new goaltender and had several holes to fill. The Falcons were picked to finish third in the preseason coaches poll and coach Frank Serratore said he would do cartwheels if that was the case.

After a rough start, Air Force finished strong with eight straight wins to include its fourth AHA championship in the last five years. The Falcons finished the season with a 20-12-6 overall record and won the AHA tournament as the No. 2 seed. Air Force advanced to the NCAA Tournament for the fourth time in school history and, for the fourth time, lost a one-goal game on the national stage. Yale, the No. 1 overall seed in the NCAA Tournament, needed overtime to beat the Falcons, 2-1, in the NCAA East Regional in Bridgeport, Conn.

The season could not have gotten off to a more dismal beginning. An 0-4 start included a home loss to the last-place team in the league, the AIC Yellow Jackets.

Air Force's first signature win of the season came on Nov. 7 when defending league champion, and 2010 Frozen Four participant, RIT came to town. AFA fell behind 2-0 in the first period, but bounced back as Paul Weisgarber tied the game with five minutes remaining and John Kruse scored the game winner with just over three minutes left for a 4-3 win.

After a loss to Colorado College, the Falcons hosted third-ranked and undefeated Yale. The Bulldogs spent the majority of the season ranked first in the nation and advanced to the NCAA Elite Eight. But Nov. 14, 2010 is a night that the over-capacity crowd at the Cadet Ice Arena won't soon forget. Trailing



**Front Row:** Brad Sellers, Blake Page, Sean Bertsch, Paul Weisgarber, Jacques Lamoureux, Frank Serratore (head coach), Scott Mathis, Derrick Burnett, Scott Kozlak, Matt Becker, Tim Kirby.  
**Middle:** Aaron Quick, John Kruse, Kyle DeLaurell, Andy Berg (assistant coach), Dave Toller (media relations), Robert Rush (equipment specialist), Erik Marsh (athletic trainer), Lt. Col. John Bode (officer representative), Lt. Col. Keith Bishop (officer representative), Lt. Col. Phil Gronseth (officer representative), Mike Corbett (assistant coach), Mitch Torrel, Tony Thomas, Jason Fabian.  
**Back Row:** Jason Torf, Adam McKenzie, Casey Kleisinger, Mike Walsh, Stephen Carew, Eric Artman, Stephen Caple, Danny Durham, Jacob Musselman, Ryan Timar, George Michalke, David Bosner

3-0 in the third, AFA scored four unanswered goals and freshman goalie Jason Torf made 34 saves as the Falcons earned a 4-3 win. From that point on, Air Force was a different team. Beginning with that game, Air Force was 18-6-6 in the final 30 games of the season.

Air Force needed to earn some points down the stretch to secure home ice in the playoffs. An unexpected road sweep at Mercyhurst set up a series with second-place Robert Morris and a chance to get a bye in the first round. That bye was clinched as the Falcons earned two 4-2 victories and finished second in the AHA regular season.

After a week off, Air Force hosted Sacred Heart in the quarterfinals, March 11-12, at the Cadet Ice Arena. The Falcons out-scored the Pioneers, 7-5, in the first game as the two teams combined for 10 goals in the first 26 minutes of the game. The next night was all defense. Torf stopped all 16 shots he faced as the Falcons earned a 4-0 win and an unprecedented fifth straight trip to the AHA Final Four in Rochester, N.Y.

The second-seeded Falcons faced the third-seeded Holy Cross Crusaders in the semifinals and again had to come from behind. Trailing 2-1 in the third, Jacques Lamoureux scored twice late for a 3-2 win.


The championship game was a winner-take-all showdown against the top two teams in the league as the No. 2 Falcons faced the top-seeded RIT Tigers. In the second period, Tim

Kirby drove the length of the ice and Lamoureux scored the game's only goal. Torf made a career high 40 saves and the Falcons had earned their fourth trip to the NCAA Tournament in the last five years. Lamoureux was named the tournament's MVP and was joined on the all-tournament team by Torf, Kirby and Scott Mathis.

The Falcons' opponent in the NCAA East Regional in Bridgeport, Conn., would be a familiar one, the No. 1 overall seed in the tournament, Yale. Late in the second period, senior Sean Bertsch scored on a wrap around to tie the game at 1-1. Neither team scored in the third and the game went into overtime. Air Force had several quality chances in the first three minutes, but it was Yale that advanced with a rebound goal at 3:16 of overtime.

The loss was certainly disappointing, but the strides this team made throughout the season were gigantic. An inconsistent team that was full of question marks early in the season went on to win eight straight late in the year and push one of the nation's best teams to the limit on the game's biggest stage.

The seniors became the winningest class in school history with 85 wins in four years. The Falcons ended the season ranked 18th in the nation, tying the highest final national ranking in school history.



## CHAMPIONSHIP SEASONS

# 2012 Atlantic Hockey Conference Champions

When the 2011-12 Air Force hockey season opened, the Falcons once again had a target on the back of their sweater.

Despite losing the top two scorers from the previous season, Air Force was picked to finish second in the preseason coaches' poll, just one point behind the preseason favorite, RIT.

The season opened at the annual Icebreaker Tournament in Grand Forks, N.D., and the Falcons would be tested early. Despite having a lead in the third period against third-ranked North Dakota and Michigan State, the Falcons lost a pair of one-goal games. However, the worse news of the weekend was that goaltender Jason Torf suffered a serious groin injury and would be out until after Christmas.

Senior Stephen Caple, who had three career starts, stepped in and was fantastic. In his first seven starts, Caple led the Falcons to a 5-0-2 record. After a pair of close road losses at RIT and Mercyhurst, the Falcons rebounded to win four straight entering the holiday break had a 9-4-2 record and were in first place in the conference.

After the break, the Falcons posted one of their biggest wins of the season as Caple made a career-high 33 saves in a 2-1 win over fifth-ranked Colorado College. The win was the first ever at the Colorado Springs World Arena and marked the fifth time in the last six years that the Falcons have beaten a team ranked in the top five in the nation.

However, after that win, the Falcons started their typical January slide, by going 0-3-3 in the next six games. The Falcons rebounded by earning three points at Army and three points at Canisius, and found themselves in fourth place in the league. Caple and Torf were splitting time in goal as the Falcons were about to face the top four teams in the league in the final four weeks of the regular season.

Entering February, Torf was given the start



**Front Row (Left to Right):** Stephen Caple, John Kruse, Tim Kirby, Andy Berg (assistant coach), Paul Weisgarber, Frank Serratore (head coach), Scott Mathis, Mike Corbett (assistant coach), Stephen Carew, Kyle DeLaurell, Jason Torf.

**Middle Row (Left to Right):** Jason Fabian, Ben Persian, Dan Weissenhofer, Brad McBride, Jeff Kipp (strength and conditioning coach), Lt. Col. Ky Kobayashi (team physician), Lt. Col. Phil Gronseth (officer representative), Erik Marsh (athletic trainer), Robert Rush (equipment specialist), Col. Mike Van Valkenburg (officer representative), Dave Toller (media relations), Mitch Torrel, Scott Holm, Tony Thomas, Mike McDonald.

**Back Row (Left to Right):** David Bosner, Casey Kleisinger, George Michalke III, Mike Walsh, Alex Halloran, Jacob Musselman, Cole Gunner, Eric Artman, Ryan Timar, Chad Demers, Adam McKenzie, Paul Moberg.

against first-place RIT and the sophomore responded by making 25 saves in a 3-0 victory. AFA completed the sweep of the Tigers as Torf made 32 saves the next night in a 4-2 win. The four points vaulted the Falcons back into first place as the team went on the road and took three points from Niagara. After a split at home with Mercyhurst, the Falcons remained in first place heading into the final weekend of the regular season in Pittsburgh at Robert Morris. In the first game, Torf made 35 saves, but the Falcons fell 2-1 in overtime. Air Force would need a win in the final regular season game to clinch the No. 1 seed in the tournament. Torf posted his fourth shutout of the season with 25 saves as the Falcons blanked the Colonials, 3-0, to earn the team's first ever outright regular-season title.

As the No. 1 seed, the Falcons hosted eighth-seeded UConn in the AHA quarterfinal best-of-three series. Game one seasawed back and forth until Kyle DeLaurell scored the game-winner with eight minutes left the Falcons had a 4-3 win. The next night, AFA again had a huge shot advantage, this time it was 47-14, but it was the Huskies that evened the series with a 3-1 win. In the third and deciding game, AFA again controlled play, but found itself down 3-2 late in the second period. Jason Fabian tied the game with just over a minute left in the second and George Michalke scored the game-winner early in the third. Caple, who came on in relief in the first two games, started game three and made 28 saves as the Falcons won 4-3 and earned a trip to the AHA Final Four for the sixth straight season.


In the first game, the top-seeded Falcons broke open a tight game with fourth-seeded Mercyhurst

for a 5-2 victory in the semifinals. Fabian's goal with less than two minutes remaining in the third gave the Falcons a two-goal cushion. The top two teams in the AHA over the past six years met in the title game as the Falcons faced RIT. Cole Gunner and John Kruse each scored their second goals of the weekend as the Falcons built a 2-0 lead. Fabian added a goal in the second and an empty-netter late in the third as the Falcons won the tournament title with a 4-0 win. Jason Torf was named the tournament MVP as he stopped all 34 shots he faced in the championship game.

Air Force was sent to the NCAA Northeast Regional in Worcester, Mass., to face Boston College, the No. 1 overall seed. BC's Chris Kreider gave the Eagles a 1-0 lead in the first period and the score was unchanged until late in the third period. After a questionable penalty with less than two minutes remaining, Kreider scored his second of the game as BC, the eventual national champion, beat the Falcons, 2-0.

Despite the disappointment of the loss, the Falcons still had much to celebrate. The team finished the season with a 21-11-7 overall record, marking the second straight year the Falcons had won 20 or more games. The Falcons had won their seventh league championship (five tournament and two regular-season) in the last six years. The senior class won five championships, more than any other class, and won 85 games to tie the school record set by the class of 2011.

Air Force finished the season with the highest final national ranking in school history. The Falcons were 15th in the final USA Today/USA Hockey poll and 16th in the USCHO.com poll.



## CHAMPIONSHIP SEASONS

# 2017 Atlantic Hockey Conference Champions

After a disappointing finish to the 2015-16 season that ended in overtime in the Atlantic Hockey semifinals, the Falcons had even more motivation to go farther in 2016-17.

The season opened with a bang as the Falcons won the Ice Breaker Tournament, hosted by the University of Denver. After a 2-1 win over No. 5 Boston College, the Falcons tied Ohio State (3-3) and then won in a shootout to win the tournament.

After splitting the next three series, Air Force swept the defending conference champion RIT Tigers, with a pair of 4-3 wins at Cadet Ice Arena. Following the series, the Falcons would win just one of the next six games, three of which came against ranked teams. A 4-3 overtime loss to the eventual national champion Denver Pioneers was followed by a 6-3 win over Colorado College. With the win, the Falcons won the Pikes Peak Trophy for the fourth straight year.

A sweep over Niagara put the Falcons at 9-6-3 on the season and sent the team into the holiday break on a good note.

Air Force came out of the break with sweep of Sacred Heart and Mercyhurst, both on the road, to extend the winning streak to six games.

A red-hot Canisius team took three points from the Falcons at home and then a road split at Robert Morris still kept the Falcons in the top half of the league in mid-January.

The loss to Robert Morris on Jan. 21 would be the last defeat for five weeks as the Falcons rolled to a nine-game unbeaten streak (8-0-1), the longest in the nation at the time. A 3-2 overtime loss to Sacred Heart was a disappointing way to close out the regular-season, but it proved to re-focus the Falcons for the playoff run.

After a first-round bye, the Falcons advanced to the AHC Final Four with a sweep of Bentley (5-0 and 2-1) in the quarterfinals.

At the Final Four in Rochester, the Falcons'



**Front Row:** Billy Christopoulos, Jonathan Kopacka, Andy Berg (asst. coach), Dylan Abood, Joe Doyle (asst. coach), Johnny Hrabovsky, Frank Serratore (head coach), A.J. Reid, Steve Miller (director of hockey), Tyler Rostenkowski, Shane Starrett.

**Middle Row:** Erik Baskin, Evan Giesler, Kyle Mackey, Phil Boje, Phil Gronseth (office representative), Robert Rush (equipment manager), Erik Marsh (athletic trainer), Dave Toller (media relations), Capt. Paul Weisgarber (volunteer assistant), Kyle Haak, Matt Koch, Dan Bailey, Brady Tomlak.

**Back Row:** Erich Jaeger, Mac Wartick, Doug Gutierrez, Jordan Himley, Ben Kucera, Tyler Ledford, Evan Feno, Matt Burchill, Trevor Stone, Matt Serratore, Matt Pulver, Joe Tyran, Pierce Pluemer.

semifinal opponent would be a familiar one. Army.

A second-period goal by Ben Kucera and 29 saves by Shane Starrett would give the Falcons a 1-0 win and a trip to the championship game.

The next night, Erik Baskin gave the Falcons a 1-0 lead in the first and then Jordan Himley broke a 1-1 tie with 31 seconds left in the second. Starrett would again do the rest, making 24 saves as the Falcons won their sixth AHC title in 11 years, with a 2-1 win over Robert Morris.

Starrett was named the tournament's most valuable player, stopping 53 of 54 in the two games as Air Force was headed to the NCAA Tournament for the sixth time.

The Falcons were sent to the NCAA East Regional in Providence, R.I., and would face eighth-ranked Western Michigan, a team that took three points from the Falcons earlier in the season.

Himley put the Falcons on the board just 56 seconds into the game and Kyle Haak scored on a short-handed breakaway for a 2-0 lead. Haak's second of the game, in the second period, gave the Falcons a 3-1 lead heading into the third. Phil Boje put the Falcons up 4-1 early in the third, but then Air Force would have to hold on.

The Broncos scored two goals in a span of 23 seconds to make the score 4-3. However, Tyler Ledford scored for a little breathing room for the Falcons. With two minutes left, WMU pulled the goalie and scored to make the game interesting at the end. Stane Starrett made 10 saves in third as the Falcons defeated the Broncos, 5-4, and advanced to the Elite Eight for just the second time in school history.

Air Force would then face one of the most potent offensive teams in the nation in second-ranked Harvard with the winner advancing to the NCAA Frozen Four.

The Crimson scored once in the first and twice early in the second for a 3-0 lead. Air Force battled back with two goals in a span of 15 seconds midway through the second period. Brady Tomlak scored first and then Himley scored on the power play to cut the Harvard lead to 3-2. Despite a furious rally at the end, the Falcons could not find the equalizer as the season came to an end.


Air Force collected several milestones along the way. In his 20th season at the helm of Air Force hockey, Frank Serratore earned his 400th career coaching win, just the seventh active coach to reach the mark.

The Falcons' 27 wins are the second most in school history, while the 10 losses (27-10-5) are the fewest in 30 years. The 16 road wins set a new school record. The penalty kill led the nation at 89.7 percent.

The senior class of Johnny Hrabovsky, A.J. Reid and Tyler Rostenkowski led the Falcons to 20 or more wins in three of their four years and won 84 games, the third most in school history.

In the final national rankings, Air Force was 11th in the USA Today/USA Hockey Magazine poll and 12th in USCHO.com, both are the highest in the final poll in school history.

Junior defenseman Phil Boje earned first-team all-conference honors, while junior forward Jordan Himley was second team and sophomore goalie Shane Starrett was on the third team.



## CHAMPIONSHIP SEASONS

# 2018 Atlantic Hockey Conference Champions

Coming off the 2017 Atlantic Hockey championship and an NCAA Elite Eight appearance, the Falcons entered the 2017-18 season with high expectations.

The Falcons were picked to win the league by both the league's coaches and media. The only question mark entering the season was who would replace goalie Shane Starrett, who left after his sophomore season and signed a contract with the Edmonton Oilers.

The tone of the season would be set in the first game at Alaska Fairbanks. A strong 3-2 road win was dampened by a season-ending injury to junior forward Evan Fenno. While the Falcons opened the season with a 5-1-1 in the first seven games, the injuries continued to mount at an incredible rate.

Heading into a home series with Army West Point, the Falcons were forced to dress defensemen at forward due to the injuries. The Black Knights swept the Falcons as Air Force would post a 2-8-2 record over the next 12 games. The Falcons began the season with the largest roster under coach Frank Serratore (33) and at one point, the Falcons had no healthy scratches.

The second half of the season started off with a 6-3 win over Colorado College as the Falcons won the Pikes Peak Trophy for the fifth straight year.

After a 1-0 home loss to Mercyhurst, the Falcons started to catch fire. A pair of road wins at RIT, and then at at Niagara, still left the Falcons in ninth place on Feb. 1.

In late February, the Falcons swept first-place Canisius at the Cadet Ice Arena and then went on the road to take three points at Robert Morris in the final regular-season series.

With those three points, the Falcons rose all the way to a tie for third place in the conference. As a result of tie-breakers, the Falcons were the fifth seed in the playoffs.

The good news is that the Falcons would get a bye in the first round of the playoffs. The bad



**Front (left to right):** Zach LaRocque, Ben Kucera, Kyle Mackey, Corey Millan (director of hockey), Erik Baskin, Andy Berg (asst. coach), Tyler Ledford, Frank Serratore (head coach), Dylan Abood, Joe Doyle (asst. coach), Phil Boje, Capt. Paul Weisgarber (volunteer asst.), Jonathan Kopacka, Jordan Himley, Billy Christopoulos.

**Middle:** Pierce Pluemer, Brady Tomlak, Erich Jaeger, Joe Tyran, Drew Bodette (strength coach), Phil Gronseth (officer representative), Col. Mike VanValkenburg (officer representative), John Bode (officer representative), Erik Marsh (athletic trainer), Robert Rush (equipment manager), Dave Toller (media relations), Will Ulrich, Dan Bailey, Matt Koch, Max Harper.

**Back:** Jake Levin, Isaac Thiesen, Matt Pulver, Zack Mirageas, Trevor Stone, Evan Fenno, Shawn Knowlton, Walker Sommer, Marshall Bowery, Erik Anderson, Matt Serratore, Alex Mehnert, Kyle Haak, Evan Giesler.

news is that the Falcons would have to go on the road in the quarterfinals and would face Army in a best-of-three series.

With a healthy roster, the Falcons won game one, 5-3, on March 9 in West Point. Freshman Marshall Bowery scored the game-winner in the third period and Erik Baskin sealed the win with an empty-netter. In game two, despite out-shooting Army, 33-18, the Black Knights defeated the Falcons, 1-0, as a first-period power-play goal was all Army would need to set up a deciding third game.

Air Force again had a huge shot advantage, but neither team was able to score in regulation. Midway through the first overtime, Tyler Ledford's shot caromed off of an Army defenseman in the slot, and into the net, for a 1-0 win as the Falcons advanced to the AHC Final Four in Rochester, N.Y.

In the semifinal game at the Final Four, Christopoulos stopped all 24 shots he faced in a 3-0 win over Canisius, sending the Falcons to the championship game against Robert Morris. Air Force scored three goals in the first period and Christopoulos made 35 saves as the Falcons won their second straight league title, and seventh in the last 12 years.

Christopoulos as named the tournament's MVP and was joined on the all-tournament team by forwards Kyle Haak and Jordan Himley and defensemen Jonathan Kopacka and Zack Mirageas.

As the overall No. 16 seed in the tournament, the Falcons were sent to the NCAA West Regional in Sioux Falls, S.D., to face No. 1 seed St. Cloud State.

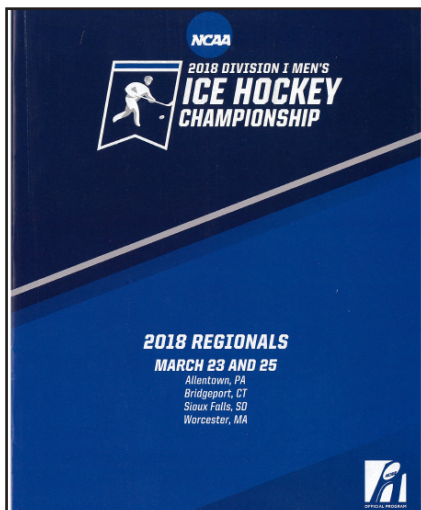
Two goals by Ledford in the second period gave Air Force the early lead and the Falcons held the 2-0 advantage until late in the third period.

The Huskies scored with just under three minutes left, but the Falcons quickly answered as Himley scored from Serratore on an odd-man rush. Haak sealed the 4-1 win with an empty-netter in the final minute. The win was Air Force's third all-time at the NCAA Tournament, and the first time ever defeating the nation's No. 1 team.

With a berth to the Frozen Four on the line, the Falcons met Minnesota Duluth in the regional final. The Bulldogs, the eventual national champions, scored two in the first and held off the Falcons for a 2-1 win. The Falcons were outshot, 14-0, in the first period. Evan Giesler put the Falcons on the board midway through the third period and a shot in the final seconds went wide of the net, bringing the 2017-18 to an end.

Air Force became one of just four teams over the last two seasons to compete in the NCAA Elite Eight back-to-back years, joining Denver, Minnesota Duluth and Notre Dame.

The Class of 2018 matched the largest senior class under (2007) head coach Frank Serratore. Dylan Abood, Erik Baskin, Phil Boje, Jordan Himley, Jonathan Kopacka, Ben Kucera, Tyler Ledford and Kyle Mackey won more games (86) than any class in school history, passing the classes of 2011 and 2012 with who each had 85.



## ALL-TIME LETTERWINNERS

Abood, Dylan 2018, 15, 16 17 18  
 Adams, Brian 2024, 21, 22, 23, 24  
 Anders, Jace 2002, 99 00 01 02  
 Anderson, Erik 2021, 18 19 20 21  
 Andersen, James 1986, 84 85 86  
 Anderson, William 1983, 81 82 83 84  
 Anzenc, John 1989, 86 87 88 89  
 Artman, Eric 2013, 10, 11, 12, 13  
 Asbell, Stephen R. 1978, 75 76 77 78  
  
 Bader, Matt, 2006, 03 04 05 06  
 Bailey, Dan 2019, 16 17 18 19  
 Balboa, Maiszon, 2024, 21, 22, 23, 24  
 Banks, Jeff 1989, 86 87 88 89  
 Barker, James H. 1977, 74  
 Barlow, Jeff 1994, 91 92 93  
 Barner, Neil 2002, 99  
 Baskin, Erik 2018, 15, 16 17 18  
 Batinich, Gary M. 1978, 75 76 77 78  
 Bazzachini, John 1981, 78  
 Becker, Bryan, 2008, 05 06 07  
 Becker, Matt 2011, 08 09 10, 11  
 Beckman, Jason 1992, 89  
 Benson, Billy 1994, 91, 92  
 Benson, Mike 1995, 93 94 95  
 Berg, Andy 2003, 00 01, 02, 03  
 Berg, Scott 1978, 77 78  
 Bertsch, Sean 2011, 08 09 10, 11  
 Bilek, Beau 1995, 92 93 94 95  
 Bingaman, John F. 1979, 76 77 78 79  
 Birkinbine, Max 2017, 14  
 Blank, Mike 1991, 88 89 90 91  
 Blessing, Guy 2025, 22, 23, 24 25  
 Bogosian, Mark 1983, 82  
 Boje, Phil 2018, 15 16 17 18  
 Bosner, David 2013, 10, 11, 13  
 Bowery, Marshall 2021, 18 19 20 21  
 Bradley, Scott 2001, 98 99 00 01  
 Brandabur, Thomas 1980, 77  
 Brennan, Sam, 2024 21, 22, 23, 24  
 Bride, Blake 2023, 20 21 22, 23  
 Brill, Michael 1986, 82  
 Broderick, Sean 2001, 98 99 00 01  
 Brown, Erik 1995, 92 93 94 95  
 Brown, Parker 2024, 21 22, 23, 24  
 Brunkow, James A. 1987, 84 85 86 87  
 Bucki, Mark A. 1986, 83 84 85 86  
 Bunker, David C. 1974, 71 72 73 74  
 Burchill, Matthew, 2020, 17  
 Burgdorfer, Greg 2012, 09  
 Burger, Robert D. 1973, 71  
 Burnett, Derrick 2011, 08 09 10, 11  
  
 Callahan, James 2027, 24, 25  
 Carmichael, Patrick M. 1974, 72  
 Caple, Stephen 2012, 09 10, 11, 12  
 Carew, Stephen 2013, 10, 11, 12, 13  
 Carey, Ben 2013 13, 14, 15, 16  
 Carrano, Mike 2005, 02 03  
 Chapman, Joe 1987, 84 85 86 87

Charbonneau, Matt, 2009, 05 06 07 08  
 Chartrand, Steve 1990, 87  
 Christopoulos, Billy 2019, 16 17 18 19  
 Christy, Deron 1993, 90 91 92 93  
 Clifton, Carter 2027, 24, 25  
 Cohen, Phil 2004, 01  
 Connelly, Brendan 2002, 99 00  
 Connors, Jeffrey 1984, 81 82  
 Cook, Steve, 2006, 03  
 Coon, Lucas 2025, 22, 23, 24  
 Cosentino, Clayton 2025, 22, 23, 24, 25  
 Courtney, T.J. 1993, 90 91 92 93  
 Cunningham, Nolan 2027, 24, 25  
 Curphy, Gordon J. 1978, 75 76 77 78  
  
 DaCosta, Tony 1997, 95 97  
 Daldine, Frank R. 1986, 83 84 85 86  
 Dallas, Greg 1990, 88  
 Daskas, Thomas 2024, 21  
 Dau, Ryan 2017, 14  
 Dawson, Will 2028, 25  
 Davies, Dan 1999, 96 97 98 99  
 Decker, John 1995, 92 93 94 95  
 DeCarlo, Andrew, 2025, 22, 23, 24, 25  
 DeGironimo, Mark 1996, 93 94 95 96  
 De Laurell, Kyle 2013, 10, 11, 12, 13  
 Delich, Charles R. 1977, 74 75 76 77  
 Delich, Joe 1989, 86 87 88 89  
 Demers, Chad 2015 12 ,13, 14, 15  
 DesRoche, Mike 1998, 95 96 97 98  
 Devaney, Robert E. 1982, 81 82  
 Devoney, William, 2007, 04 05 06 07  
 Digby, Mitchell, 2025, 22, 23, 24, 25  
 Donovan, Richard C. 1983, 81 82  
 Doucet, Ryan 2017, 14, 15, 16  
 Doyle, Joe 1989, 86 87 88 89  
 Drake, Michael L. 1982, 80 81 82  
 Drew, Jeron C. 1982, 79 80  
 Droppo, Gerald W. 1973, 70 71 72  
 Ducharme, Jay 1986, 84 85 86  
 Dubois, Owen 2027, 24, 25  
 Duma, William, 2022, 21  
 Durgan, Kieran 2022, 19  
 Durham, Danny 2013, 10  
 Dylewski, Chris 2016, 15, 16

Edson, Max 2016, 13  
 Ehn, Eric, 2009, 05 06 07 08  
 Ekberg, Carter, 2022, 19  
 Erickson, Daniel P. 1982, 79  
 Evancevich, Charles 1981, 78 79 80 81

Fabian, Jason 2014, 11, 12, 13, 14  
 Fairbrother, Edward F. Jr. 1976, 73  
 Fairchild, Lawrence (Matt), 2010, 07 08 09 10  
 Faust, Jeffrey 1981, 78 79 80  
 Federighe, Terry J. 1986, 83  
 Feno, Evan 2019, 16 17 18 19

Fleury, Robert D. 1971, 69  
 Flynn, Greg, 2009, 06 07 08 09  
 Foster, Peter, 2007, 04 05 06 07  
 Fransdal, Kyle 2003, 00 01 02 03  
 Frider, Josh 2009, 06 07 08 09

Gallagher, Brett 1992, 90 91 92  
 Gavin, William 2024, 21 22, 23, 24  
 Gibbons, Brendan, 2027, 24, 25  
 Giesler, Evan 2019, 16 17 18 19  
 Gineo, Brian 2007, 04 05 06 07  
 Girard, Connor 2018, 15  
 Giusto, John W. 1996, 93  
 Goodley, David, 2006, 03  
 Gornick, Brian 2002, 99 00 01, 02  
 Grafstrom, Nels 2000, 97 98 99 00  
 Grant, Hoyt S. III 1983, 80  
 Greene, Daniel 1991, 89 90 91  
 Gregoire, Jeremy 1998, 95  
 Gronseth, Philip W. 1975, 73 74 75  
 Gunner, Cole 2015, 12, 13, 14, 15  
 Gutterman, Greg 1989, 87 88 89

Haak, Kyle 2019, 16 17 18 19  
 Haataja, Rob 1991, 88 89 90 91  
 Haberlach, John 1998, 95 96 97 98  
 Hagland, Tate 1998, 95  
 Hajner, Jeff, 2010, 07 08 09 10  
 Hall, Steven J. 1971, 69 70 71  
 Halloran, Alex 2015, 12, 13, 14, 15  
 Hamilton, Justin 2003, 00 01 02 03  
 Hansson, Liam 2026 23  
 Hanson, Jon D. 1972, 69 70 72  
 Harper, Ian, 2009, 05, 06 07 08  
 Harper, Max 2021, 18 19 20 21  
 Hartje, Tim D. 1986, 83 84 85 86  
 Hartner, Max 2016, 13, 14, 15, 16  
 Hasbargen, Allen 2000, 97 98  
 Hedblom, Jon J. 1980, 79 80  
 Hedden, Chris 2026 23, 24, 25  
 Henehan, Michael A 1973, 70 71 72 73  
 Hennings, Gary L. 1979, 77 78  
 Heppner, Willard J. 1972, 69 70  
 High, Jeremy 2003, 00 01  
 Hilfer, Paul 1999, 96 97 98  
 Himley, Jordan 2018, 15, 16, 17 18  
 Hoene, Peter 1980, 78 79 80  
 Holm, Scott 2015, 12, 13, 14, 15  
 Hopp, Toby 2028, 25  
 Horn, Nathan 2024, 21 22, 23, 24  
 Howe, Scott 2005, 02  
 Hrabovsky, Johnny 2017, 14, 15, 16 17

Ingraham, Cal 1993, 90  
 Ingraham, Robert 1993, 90 91 92 93

Name is followed by the graduation year,  
 then years lettered

## ALL-TIME LETTERWINNERS

Jacobs, Sam 2027, 24, 25  
 Jaeger, Erich, 2020, 17 18 19 20  
 Janzig, Beau 2028, 25  
 Javorski, Joe 1995, 92 93 94 95  
 Jirele, Jim 1989, 87 88 89  
 Johnson, Brandon 2010, 07 08 09 10  
 Johnson, Dan R. 1985, 83 84 85  
 Johnson, Douglas M. 1972, 69 70 71 72  
 Johnson, Michael 2010, 07, 08  
 Jones, Will 2028, 25  
 Jordan, Stephen B. 1973, 70 71  
 Jorgenson, James A. 1976, 73  
 Juhala, Charles (Chuck) 1989, 87  
 Jutting, Tyler, 2022, 19

Kadlecik, Michael 2028, 25  
 Kartarik, Mark H. 1978, 75  
 Kelley, Owen 2011, 08  
 Keough, Mike 2000, 97 98 99 00  
 Kieffer, Justin 1999, 96 97 98 99  
 Kielb, Pat, 1997, 94 95 96 97  
 Kielkucki, Marc 2001, 98 99 00 01  
 Kilbride, Pat J. 1983, 83  
 Kim, Noah 2024, 21  
 Kirby, Tim 2012, 09, 10, 11, 12  
 Kleinhans, Jason 2025, 22  
 Kleisinger, Casey 2014, 11, 12, 13  
 Klimek, John P. 1987, 84 85 86 87  
 Klimek, Steven A. 1980, 77 78  
 Knaeble, Mike, 2006, 03 04 05 06  
 Knowlton, Shawn 2021, 18 19 20 21  
 Koch, Brandon 2023, 20 21 22, 23  
 Koch, Matt 2019, 16 17 18 19  
 Kochanski, Don J. 1985, 83 84 85  
 Koelling, John H. 1975, 73 74 75  
 Kolstad, William R. 1976, 73  
 Kopacka, Jonathan 2018, 15, 16 17 18  
 Kozlak, Scott 2011, 08 09 10, 11  
 Kozlowski, Buck 2004, 01 02 03 04  
 Kramer, Joe 1999, 97 98 99  
 Kriz, George 1995, 93 94  
 Kruse, Andrew 2023, 20 21 22, 23  
 Kruse, John 2013, 10, 11, 12, 13  
 Krystosek, Tim 2012, 09  
 Kucera, Ben 2018, 15, 16 17 18

Lafortune, Todd 1997, 94 95 96 97  
 Lamoureux, Jacques 2011, 09 10, 11  
 Landreth, Kent A. 1991, 88 89 90  
 LaRocque, Zach 2021, 18 19 20 21  
 Larson, Adam 2004, 01 03 04  
 Laushine, Steven 1980, 78  
 Lawrence, Tony 2002, 99  
 Ledford, Tyler 2018, 15, 16 17 18  
 Leibbrand, David A. 1983, 80 81 82 83  
 Leibbrand, Douglas C. 1977, 74 75 76 77  
 Leonard, Jed "Spanky" 2004, 01 02 03 04

Leone, Daniel J. 1996, 93 94 95 96  
 Lester, Jasper 2025 22, 23, 24, 25  
 Levin, Jacob 2021, 18 19 20 21  
 Liebel, Darec, 1993, 92 93  
 Liebich, Mark C. 1992, 89 90 91 92  
 Ligday, Robert C. 1974, 72  
 Lind, Tony 1990, 88  
 Lloyd, Brad 1988, 87 88  
 Lloyd, Brian A. 1986, 84 85 86  
 Locallo, Joe 2004, 01 02  
 Lucca, Michael J. 1974, 71 72 73 74  
 Lund, Keenan 2023, 20 21  
 Lund, Richard S. 1982, 79 80  
 Luukkonen, William J. 1979, 76 77 78 79  
 Lyons, John 1992, 90  
 Mackey, James 1984, 81 82 83 84  
 Mackey, Kyle 2018, 15, 16 17 18  
 Majewski, Mark 1992, 90  
 Manney, John (Leroy) 1988, 85 86 87 88  
 Manning, Luke 2023, 20  
 Manney, Mark T. 1983, 80 81 82 83  
 Mantaro, Jason 1992, 89 90 91 92  
 Mantaro, Keegan 2022, 19  
 Marchand, Eric 1999, 96 97  
 Marsh, Jon 1999, 96  
 Marti, Jacob 2024, 21 22 23, 24  
 Martinez, David P. 1988, 85  
 Martinson, David 2010, 07  
 Mascetta, Jason 2002, 99  
 Masiello, Steve 1993, 91 92  
 Mason, Mike 1988, 87 88  
 Mathers, Michael D. 1971, 69  
 Mathis, Scott 2012, 09 10, 11, 12  
 Maturo, Steve 1997, 94 95 96 97  
 Mayra, Michael 2009, 06 07 08 09  
 McAlister, Dan 1995, 92 93 94 95  
 McBride, Brad 2015 12  
 McChesney, Jeffrey A. 1979, 76 77 78  
 McCormick, Mason 2026 23, 24, 25  
 McCrea, Steve S. 1982, 79  
 McDonald, Michael 2015, 12, 13, 14, 15  
 McGuire, Mike 1999, 96 97 98 99  
 McKenzie, Adam 2014, 11, 12, 13, 14  
 McManaman, Kevin 1989, 86 87 88 89  
 McNeal, Mike J. 1984, 83  
 McQuillan, Michael P. 1977, 75  
 Mead, Steve 2005, 02 03 04 05  
 Medenwaldt, Jay, 2007, 04 05 06 07  
 Mehnert, Alex 2021, 18 19 20 21  
 Mellum, Marlo D. 1975, 72 73 74 75  
 Merkosky, Brandon 2007, 04 05  
 Michalke, George III 2015, 11, 12, 14, 15  
 Michaud, David 1996, 95, 96  
 Micheletti, Gerald F. 1975, 72 73 74 75  
 Miller, Ross 2005, 02 03 04 05  
 Mirageas, Zack 2021, 18 19 20 21  
 Mitchell, Chris 1996, 94 95 96

Moberg, Paul 2015, 12, 13, 14  
 Moes, John 1988, 87 88  
 Moes, Steven J 1981, 80  
 Morque, Ren 2028, 25  
 Morrison, Charlie G. 1985, 83  
 Morrison, Robert A. 1975, 72 73 74 75  
 Morrow, Greyson B. 1973, 70 71 72 73  
 Mosley, Jay M. 1986, 84 85 86  
 Mullvain, Steven L. 1973, 70 71 72 73  
 Murray, Thomas M. 1972, 69 70  
 Musselman, Jacob 2014, 11, 12, 13, 14

Nelson, Eric 1991, 90 91  
 Newman, Kim L. 1971, 69 70 71  
 Nightingale, Keith M. 1987, 84 85 86 87  
 Nistler, Noel 1990, 88  
 Norlin, Bennett 2023, 20 21 22 23  
 Northon, Paul 1995, 94 95  
 Nylander, Brett 2010, 07 08 09 10

O'Reilly, Billy 2001, 98 99 00 01 02  
 O'Shaughnessy, Terrence J. 1986, 84 85 86  
 Oberg, Erik 1998, 95 96 97 98  
 Oberle, Brett 2026 23  
 Okeley, Evan 2019, 16  
 Oliphant, Holt 2026 23, 24, 25  
 Olson, Brent, 2009, 06 07 08 09  
 Olson, Derek 2002, 99 00 0, 02  
 Ord, James 2001, 98 99

Page, Blake 2011, 08 09 10, 11  
 Palmer, John R. 1980, 79 80  
 Parent, Mike 1991, 88 89 90 91  
 Park, Austin 2023, 20 21 22 23  
 Pate, Bobby 2003, 00  
 Pedersen, Kevin B. 1976, 73 74 75 76  
 Pelletier, Seth, 2005, 02 03 04 05  
 Perrot, Thomas A. 1971, 69 70 71  
 Perry, Matt 2019, 16  
 Persian, Ben 2015, 12, 13, 14  
 Peters, Marcus 2001, 98 99  
 Peterson, Jake 2028, 25  
 Phillipich, Michael, 2009, 06 07 08 09  
 Picard, Ray 2026 23  
 Pluemer, Pierce, 2020, 17 18 19 20  
 Pochipinski, Ty, 2023, 20 21 22 23  
 Polidor, Mike 2004, 01 02 03 04  
 Pond, Keith R. 1985, 83  
 Pribyl, Charles R. 1976, 73 74 75 76  
 Priebe, Austin 2018, 15  
 Prieue, Josh 2005, 02 03 04 05  
 Print, Josh 2009, 05 06 07 08  
 Pulver, Matt, 2020, 17 18 19 20

Quinn, Russell 1985, 84 85

Name is followed by the graduation year,  
 then years lettered

## ALL-TIME LETTERWINNERS

Raduenz, Brian D. 1988, 85 87  
 Ramsey, Andrew 2007, 04 05 06 07  
 Ramsey, Jesse 2016, 13, 14  
 Randall, Daryl R. 1982, 79 81 82 83  
 Ratfield, Aaron 2000, 97 98  
 Reaney, Brian 2003, 00 01, 02, 03  
 Reese, Brian 2007, 04, 05, 06, 07  
 Reid, A.J., 2017, 14, 15, 16 17  
 Reim, William, 2023, 20 21 22 23  
 Remissong, Nick 2027, 24, 25  
 Retka, Tony 1994, 91 92 93 94  
 Rice, Eric 1993, 90 91 92 93  
 Richards, Thomas L. 1982, 79 80 81 82  
 Rimstad, John 1997, 96  
 Rintala, Bryson 2005, 02  
 Robideaux, Robin D. 1979, 76 77 78 79  
 Robinson, Luke 2024, 21 22 23, 24  
 Rodgers, Brian 2002, 99 00 01 02  
 Roe, Tony 1992, 90 91 92  
 Rohloff, Kurt 1990, 87 88 89 90  
 Ross, Roberts B. 1972, 69 70 71 72  
 Rostenkowski, Tyler 2017, 15, 16 17  
 Rowe, Luke 2023, 20 22 23 24  
 Ryan, Patrick G. 1996, 93 94 95 96  
  
 Saari, Steven 1983, 81 82 83  
 Sajevic, Nick 2028, 25  
 Sajevic, Robert 1980, 77 78 79 80  
 Sandness, Pete 1997, 95 96 97  
 Saum, Shane 2004, 01 02 03 04  
 Sauve, Neil T. 1987, 85 86  
 Schaffer, Josh 2009, 05 06 07 08  
 Schiavone, Frank 2009, 05 06 07 08  
 Schilling, Alex 2022, 19 20 21 22  
 Schmitz, Mark J. 1983, 81 82  
 Schubert, Neal L. 1986, 83  
 Schwartz, Austin 2025, 22 23, 24, 25  
 Scott, Justin 1997, 94 95 96 97  
 Sellers, Brad 2011, 08 09 10, 11  
 Sellnow, Derek 1997, 96 97  
 Seminario, Jeff 1991, 89  
 Senta, Frank 1978, 76  
 Serratore, Matt 2019, 16 17 18 19  
 Shadbegian, Mark D. 1977, 76 77  
 Sheehan, Neil E. 1983, 81  
 Shelton, Scott 1999, 96  
 Shenk, Chad 2001, 98 99  
 Shenk, Peter, 2009, 05 06  
  
 Sikich, Zach 2005, 02  
 Skalko, David J. 1973, 70 71 72 73  
 Skalko, James P. 1974, 71 72 73 74  
 Skibinski, Mark 1991, 89 90 91  
 Smalley, Doug 1994, 91 92 94  
 Smellie, Mike 1980, 77 78 79 80  
 Smith, Ryan 2002, 99 00 01 02  
 Snyder, David M. 1978, 76 77 78  
 Sommer, Walker 2021, 18 19  
 Spann, Scott 1994, 92  
 Spannbauer, David M. 1977, 74 75 76 77  
 Stangl, David P. 1973, 70 71 72  
 Staring, Will 2027, 24, 25  
 Starkey, Tom 2004, 01 02 03 04  
 Starkovich, Paul 1972, 69  
 Starrett, Shane 2019, 16 17  
 Stewart, Robert E. Jr. 1970, 69 70  
 Stitz, Sam 2028, 25  
 Stock, John 2003, 01  
 Stone, Trevor 2020, 17 18 19 20  
 Strang, Carson, 2006, 03  
 Strong, Gordon R. 1978, 75 76 77 78  
 Stucki, Michael 2001, 98 99  
 Sullivan, John 1995, 92 93 94  
 Sullivan, Robert 1984, 82 83 84  
 Sundstrom, Jack 1987, 86 87  
  
 Talbot, Thomas J. 1979, 76 77 78 79  
 Tesar, Jake 2003, 00 01 02 03  
 Tetlow, Lewis T. 1969, 69  
 Thomas, Tony 2014, 11, 12, 13, 14  
 Thompson, Ryan 2001, 98 99  
 Timar, Ryan 2014, 11, 12, 13, 14  
 Tomlak, Brady 2020, 17 18 19 20  
 Torf, Jason 2014, 11, 12, 13, 14  
 Torrel, Mitch 2014, 11, 12, 13, 14  
 Tramonte, Matt 1993, 92 93  
 Travalent, Mike 1989, 87 88 89  
 Truehl, Chris 2017, 14, 15  
 Turnquist, Blake 2009, 05 06  
 Turnquist, Brooks, 2006, 03 04 05 06  
 Tyran, Joe 2021, 18 19 20  
  
 Ullrick, Ethan 2027, 24, 25  
 Ulrich, Will 2021 18  
 Umland, Bruce D. 1984, 81 82 83 84  
 Uren, Thomas D. 1977, 74 76 77  
 Usher, Drake 2025 22  
  
 Veneri, Andrew 1995, 92 93 94 95  
 Veneri, Mike 1991, 89 90 91  
 Verville, Jeff 1988, 86 87  
 Vineski, Robert D. 1981, 79  
 Volkening, Andrew 2010, 07 08 09 10  
 Vosepjka, William 2018, 15  
  
 Waldoch, Trevor 2016 13  
 Walsh, Mike 2013, 10, 11, 12, 13  
 Wasik, Dominik, 2027, 24, 25  
 Watson, Matt 1990, 87 88 89 90  
 Waugh, Thomas R. 1971, 69  
 Weida, Johnny A. 1978, 75 76  
 Weigel, Dalton 2023, 20 21 22  
 Weisgarber, Paul 2012, 09 10, 11, 12  
 Weissenhofer, Dan 2015 12, 13, 14, 15  
 Wey, Chris 2007, 04 05  
 Whittican, Frederick L. 1975, 72 73 74 75  
 Wiggins, Ryan 2005, 02 03 04 05  
 Williams, Mark 2012, 09 10  
 Worker, Ben 2008, 05, 06 07  
 Wright, Kevin 2011, 08 09  
  
 Yelle, John 1984, 81 82  
 Yoder, Zach 2019, 16  
 Yu, Anthony 2028, 25  
  
 Zacour, Theo 2007, 04 05 06 07  
 Zejdlik, Joel M. 1982, 80  
 Zejdlik, Todd N. 1975, 72 73 74 75  
 Zerkel, Kirk 2000, 97 98 99 00  
 Zimmerman, Will, 2006, 03 04 05  
 Zitzlsperger, Matt 2000, 97 98 99 00  
 Zuccaro, Tom M. 1985, 83 84 85  
 Zupancich, Thomas 1988, 85 86 87 88  
 Zurick, Jeff 2002, 99 00 01 02  
 Zwiers, Scott 2003, 00 01 02 03

Name is followed by the graduation year,  
then years lettered