



2024 AIR FORCE FOOTBALL
MEDIA GUIDE

TABLE OF CONTENTS / QUICK FACTS

Table of Contents/Quick Facts 1
 Game Day at Falcon Stadium 2-3
 Commander-in-Chief's Rivalry..... 4-5
 Brian Bullard Award 6-7
 Falcon Stadium 8-9
 NFL Players 10-12

The Academy

The Air Force Academy 14
 Senior Leadership..... 15
 Director of Athletics 16
 Athletic Department..... 17
 East Club Renovation 18-19
 The Falcon 20
 The Air Force Song..... 21
 Falcon Football Pageantry..... 22

The Coaches

Troy Calhoun, HC 24-26
 Marc Bacote 27
 Jake Campbell..... 28
 Deonte Gibson..... 29
 Tim Horton 30
 Charlie Jackson 31
 Brian Knorr 32
 Ken Lamendola..... 33
 Steed Lobotzke 34

Matt McGettigan..... 35
 Alex Means..... 36
 Brett Skene..... 37
 Taylor Stubblefield 38
 Mike Thiessen..... 39
 Nick Toth 40
 Maj. Anthony Wright..... 41
 Pearson/Fritzsche..... 42
 Support Staff 42-43
 All-Time Coaches 44-46

The Players

Rosters..... 48-51
 Depth Chart 52
 Meet the Falcons..... 53-84

Last Season

2023 Notes Recap 86-87
 2024 Season Stats 88-101
 2022 Game Recaps..... 102-106

Mountain West

2023 Inside the MW 108
 2023 Mountain West Stats..... 109-112

History

Consensus All-Americans 114
 All-Americans 115
 All-American Bios 116-119
 College Football HOF 120
 Air Force Team Awards 121
 Air Force Award Winners 122
 All-Star Games/Captains 123
 Academic All-Conference 122-123
 All-Conference Players 124-125
 Team Records..... 126-128
 Individual Records 129-135
 Lettermen..... 136-143
 Past Season Results 144-150
 Bowl Recaps 151-157
 Bowl Records..... 158-162

Media

Media/Staff 164
 Local Media Outlets/Radio 165
 Opponent Information 166
 Results vs. Opponents 167-168

Location: Colorado Springs, CO
Enrollment: 4,300
Founded: 1954
Nickname: Falcons
Colors (Pantone): Blue (661), Silver (421)
Stadium: Falcon Stadium (46,692)
Surface: FieldTurf
Conference: Mountain West
Superintendent: Lt. Gen. Tony D. Bauernfeind
Athletic Director: Nathan Pine
Athletic Phone: 719-333-4008
Ticket Phone: 719-472-1895
Website: www.goairforcefalcons.com

2024 Schedule

Date	Time	Opponent
Sat., Aug. 31	1:30pm	Merrimack#
Sat., Sept. 7	5 pm	San Jose State*#
Sat., Sept. 14	6:30 pm	at Baylor%
Sat., Sept. 21	OPEN	
Sat., Sept. 28	6 pm	at Wyoming*#
Sat., Oct. 5	10 am	Navy\$
Sat., Oct. 12	5 pm	at New Mexico*^
Sat., Oct. 19	6 pm	Colorado State*#
Sat., Oct. 26	OPEN	
Sat., Nov. 2	12 pm	at Army\$
Sat., Nov. 9	TBA	Fresno State*&
Sat., Nov. 16	1:30 pm	Oregon State#
Sat., Nov. 23	TBA	at Nevada*&
Sat., Nov. 30	TBA	at San Diego State*&

*-Mountain West game
 # - CBS Sports Network
 % - Fox Sports1
 \$ - CBS
 & - Fox Sports Network / ^ truTV

Air Force History

First Year: 1956
All-Time Record: 433-342-13 (69 years)
 Home: 240-134-3
 Away: 166-186-6
 Neutral: 28-22-4
Bowl Record: 16-13-1
Last Bowl: 2023 Armed Forces Bowl
 Result: W 31-21, #24 James Madison

Team Information

2023 Record: 9-4, 5-3 MW/4th
Lettermen Ret 49 (O-19, D-25, ST-5)
Lettermen Lost: 40 (O-23, D-16, ST-1)
Starters Ret: 7 (O-1, D-3, ST-3)
Starters Lost: 18 (O-10, D-8, ST-0)

2023 Results

Record: 9-4 (5-3 MW/4th)

Date	Opponent	Score
Sept. 2	Robert Morris	W 42-7
Sept. 9	at Sam Houston	W 13-3
Sept. 15	Utah State*	W 39-21
Sept. 22	at San Jose State*	W 45-20
Sept. 30	San Diego State*	W 49-10
Oct. 14	Wyoming*	W 34-27
Oct. 21	at Navy	W 17-6
Oct. 28	at Colorado State*	W 30-13
Nov. 4	Army#	L 3-23
Nov. 11	at Hawaii*	L 13-27
Nov. 18	UNLV*	L 27-31
Nov. 24	at Boise State*	L 19-27
Dec. 23	James Madison&	W 31-21

*-Mountain West game
 #-Empower Field at Mile High, Denver, CO
 &-Armed Forces Bowl, Forth Worth, TX

Editors:

Troy Garnhart
 Dave Toller

Contributors:

Nick Arseniak
 Valerie Perkin
 Marcus Rodriguez
 Nick Cicere
 Aaron Ferguson

Cover Design:

Zach Woolridge

Photography: Photographers from Media Fusion and Cadet Wing Media; Russ Backer, Colorado Springs, CO; Paat Kelly, Colorado Springs, CO; Matthew Staver; Denver, CO; Dave Black, Colorado Springs, CO; Art Bilsten, Denver, CO; Mark Wellman, Washington, D.C.; Chris Fehrm, Colorado Springs; Rob Miskowitch, Colorado Springs; Larry McTighe, U.S. Air Force; George vanderMerwede, Colorado Springs, CO; Warren Greenwood, USAFA, CO; Capt. Scott Foley, Hanscom AFB, MA; GerMaine Photography, Colorado Springs, CO; Denver Convention & Visitors Bureau; Rich Clarkson & Assoc., Denver, CO.; Steven Thurow, Fort Worth, TX; Keith Robinson, Fort Worth, TX; Danny Meyer, Dallas, TX; Kimberley Parker, Dallas, TX; Dennis Hubbard, Omaha, NE; Ralph Clark, Colorado Springs, CO; Photo of Garrett Griffin on page 11 courtesy of Michael C. Hebert and New Orleans Saints. Photo of Jacob Onyechi on page 11 courtesy of Evan Siegle and Green Bay Packers

GAMEDAY AT FALCON STADIUM



After every Falcon score, the cadets, storm the field and do pushups for every Air Force point on the board (left).

After every game, the Falcons stand hand-in-hand in front of the cadet wing as the Drum and Bugle Corps plays the alma mater.



Prior to every service academy game, the "prisoners of war" are exchanged at midfield. The POWs are exchange cadets from the other academies who sit with their respective academies during the game.

GAMEDAY AT FALCON STADIUM



At the base of the Rampart Range of the Rocky Mountains, game day at Falcon Stadium is truly a remarkable experience. Pre-game fly-bys, the march-on, the Drum and Bugle Corps and the spirited cadet section make up the pageantry of Falcon Stadium.



COMMANDER-IN-CHIEF'S TROPHY

The seniors from the winning team in the battle for the Trophy make a trip to the White House for a ceremony with the President of the United States.

No other college or professional athletic team has visited the White House as often as the Air Force football team. The Falcons have made 21 trips to Washington, D.C., since 1982.

The Falcons have met President Ronald Reagan five times, President George H.W. Bush three times, President Bill Clinton six times, President George W. Bush twice, President Barack Obama three times, President Donald Trump once and President Joe Biden once.



The Commander-in-Chief's trophy was first awarded in 1972 when Richard M. Nixon was President of the United States. The trophy was the idea of Air Force general George B. Simler, the commander of Air Training Command and former Air Force Academy director of athletics. Simler felt it was important to ensure the Air Force games against Army and Navy were given even more meaning than other games played each season. The trophy is jointly sponsored by the alumni associations of all three academies. The design of the trophy consists of three silver footballs in a pyramid like arrangement, set on a circular base, with three arc-shaped sections cut out, one for each academy.



Air Force outright CIC title years:

'82, '83, '85, '87, '89, '90, '91, '92, '94, '95, '97, '98, '99, '00, '01, '02, '10, '11, '14, '16, '22

COMMANDER-IN-CHIEF'S TROPHY

<u>1972 – Winner: Army</u> Navy 21, Air Force 17 Army 17, Air Force 14 Army 23, Navy 15	• <u>1983 – Winner: Air Force</u> • Air Force 44, Navy 17 • Air Force 41, Army 20 • Navy 42, Army 13	• <u>1994 – Winner: Air Force</u> • Air Force 43, Navy 21 • Air Force 10, Army 6 • Army 22, Navy 20	• <u>2005 – Winner: Navy</u> • Navy 27, Air Force 24 • Army 27, Air Force 24 • Navy 42, Army 23	• <u>2016 -- Winner: Air Force</u> • Air Force 28, Navy 14 • Air Force 31, Army 12 • Army 21, Navy 17
<u>1973 – Winner: Navy</u> Navy 42, Air Force 6 Air Force 43, Army 10 Navy 51, Army 0	• <u>1984 – Winner: Army</u> • Air Force 29, Navy 22 • Army 24, Air Force 12 • Army 28, Navy 11	• <u>1995 – Winner: Air Force</u> • Air Force 30, Navy 20 • Air Force 38, Army 20 • Army 14, Navy 13	• <u>2006 – Winner: Navy</u> • Navy 24, Air Force 17 • Air Force 43, Army 7 • Navy 26, Army 14	• <u>2017 -- Winner: Army</u> • Navy 48, Air Force 45 • Army 21, Air Force 0 • Army 14, Navy 13
<u>1974 – Tied, Navy retains</u> Air Force 19, Navy 16 Army 17, Air Force 16 Navy 19, Army 0	• <u>1985 – Winner: Air Force</u> • Air Force 24, Navy 7 • Air Force 45, Army 7 • Navy 17, Army 7	• <u>1996 – Winner: Army</u> • Navy 20, Air Force 17 • Army 23, Air Force 7 • Army 28, Navy 24	• <u>2007 – Winner: Navy</u> • Navy 31, Air Force 20 • Air Force 30, Army 10 • Navy 38, Army 3	• <u>2018 -- Winner: Army</u> • Air Force 35, Navy 7 • Army 17, Air Force 14 • Army 17, Navy 10
<u>1975 – Winner: Navy</u> Navy 17, Air Force 0 Air Force 33, Army 3 Navy 30, Army 6	• <u>1986 – Winner: Army</u> • Air Force 40, Navy 6 • Army 21, Air Force 11 • Army 27, Navy 7	• <u>1997 – Winner: Air Force</u> • Air Force 10, Navy 7 • Air Force 24, Army 0 • Navy 39, Army 7	• <u>2008 – Winner: Navy</u> • Navy 33, Air Force 27 • Air Force 16, Army 7 • Navy 34, Army 0	• <u>2019 - Winner: Navy</u> • Navy 34, Air Force 25 • Air Force 17, Army 13 • Navy 31, Army 7
<u>1976 – Tied, Navy retains</u> Air Force 13, Navy 3 Army 24, Air Force 7 Navy 38, Army 10	• <u>1987 – Winner: Air Force</u> • Air Force 23, Navy 13 • Air Force 27, Army 10 • Army 17, Navy 3	• <u>1998 – Winner: Air Force</u> • Air Force 49, Navy 7 • Air Force 35, Army 7 • Army 34, Navy 10	• <u>2009 – Winner: Navy</u> • Navy 16, Air Force 13 OT • Air Force 35, Army 7 • Navy 17, Army 3	• <u>2020 - Winner: Army</u> • Air Force 40, Navy 7 • Army 10, Air Force 7 • Army 15, Navy 0
<u>1977 – Winner: Army</u> Navy 10, Air Force 7 Army 31, Air Force 6 Army 17, Navy 14	• <u>1988 – Winner: Army</u> • Air Force 34, Navy 24 • Army 28, Air Force 15 • Army 20, Navy 15	• <u>1999 – Winner: Air Force</u> • Air Force 19, Army 14 • Air Force 28, Army 0 • Navy 19, Army 9	• <u>2010 – Winner: Air Force</u> • Air Force 14, Navy 6 • Air Force 42, Army 22 • Navy 31, Army 17	• <u>2021 - Tied, Army retains</u> • Air Force 23, Navy 3 • Army 21, Air Force 14 ot • Navy 17, Army 13
<u>1978 – Winner: Navy</u> Navy 37, Air Force 8 Army 28, Air Force 14 Navy 29, Army 0	• <u>1989 – Winner: Air Force</u> • Air Force 35, Navy 7 • Air Force 29, Army 3 • Navy 19, Army 17	• <u>2000 – Winner: Air Force</u> • Air Force 27, Navy 13 • Air Force 41, Army 27 • Navy 30, Army 28	• <u>2011 – Winner: Air Force</u> • Air Force 35, Navy 34 OT • Air Force 24, Army 14 • Navy 27, Army 21	• <u>2022 - Winner: Air Force</u> • Air Force 13, Navy 10 • Air Force 13, Army 7 • Army 20, Navy 17, 2ot
<u>1979 – Winner: Navy</u> Navy 13, Air Force 9 Air Force 28, Army 7 Navy 31, Army 7	• <u>1990 – Winner: Air Force</u> • Air Force 24, Navy 7 • Air Force 15, Army 3 • Army 30, Navy 20	• <u>2001 – Winner: Air Force</u> • Air Force 24, Navy 18 • Air Force 34, Army 24 • Army 26, Navy 17	• <u>2012 – Winner: Navy</u> • Navy 28, Air Force 21 OT • Army 41, Air Force 21 • Navy 17, Army 13	• <u>2023 - Winner: Army</u> • Air Force 17, Navy 6 • Army 23, Air Force 3 • Army 17, Navy 11
<u>1980 – Tied, Navy retains</u> Air Force 21, Navy 20 Army 47, Air Force 24 Navy 33, Army 6	• <u>1991 – Winner: Air Force</u> • Air Force 46, Navy 6 • Air Force 25, Army 0 • Navy 24, Army 3	• <u>2002 – Winner: Air Force</u> • Air Force 48, Navy 7 • Air Force 49, Army 30 • Navy 58, Army 12	• <u>2013 – Winner: Navy</u> • Navy 28, Air Force 10 • Air Force 42, Army 28 • Navy 23, Army 7	
<u>1981 – Winner: Navy</u> Navy 30, Air Force 13 Air Force 7, Army 3 Navy 3, Army 3	• <u>1992 – Winner: Air Force</u> • Air Force 18, Navy 16 • Air Force 7, Army 3 • Army 25, Navy 24	• <u>2003 – Winner: Navy</u> • Navy 28, Air Force 25 • Air Force 31, Army 3 • Navy 34, Army 6	• <u>2014 – Winner: Air Force</u> • Air Force 30, Navy 21 • Air Force 23, Army 6 • Navy 17, Army 10	
<u>1982 – Winner: Air Force</u> Air Force 24, Navy 21 Air Force 27, Army 9 Navy 24, Army 7	• <u>1993 – Tied, AFA retains</u> • Navy 28, Air Force 24 • Air Force 25, Army 6 • Army 16, Navy 14	• <u>2004 – Winner: Navy</u> • Navy 24, Air Force 21 • Air Force 31, Army 22 • Navy 42, Army 13	• <u>2015 – Winner: Navy</u> • Navy 33, Air Force 11 • Air Force 20, Army 3 • Navy 21, Army 17	

TROPHY TITLES

Air Force : 21

Navy : 16

Army : 10

Ties : 5

SERIES RECORDS

Air Force: 66-38-0

Navy: 52-51-1

Army: 37-66-1

BRIAN BULLARD AWARD

Senior Bo Richter was a first-team all-Mountain West selection in 2023. He led the conference in tackles for loss (19.5) and was third in sacks (10.5). He was dominant in Air Force's 31-21 win over #24/25 James Madison in the Armed Forces Bowl, recording a program bowl record 4.5 tackles for loss, tying an Air Force bowl record with 3.0 sacks and recording four quarterback hurries and a forced fumble.



The Bullard Award is voted on by the team based on the criteria that typifies Brian Bullard - unselfishness, 110 percent effort, total team commitment and pride in his role on the team whether he's a starter or not.

A memorial is located in the Falcon Athletic Center so that every football player sees it every day. The memorial has Brian's picture and the name and photo of each year's winner.

A 1982 graduate of Air Academy High School in Colorado Springs, Brian attended the Academy the following year. After playing on the junior varsity his freshman year, he made the varsity and lettered as a sophomore in 1983.

During Thanksgiving vacation that year, Brian, a member of Cadet Squadron 27, and cadet Dianne Williams of Cameron, Mo., were returning from Kansas and were caught in a snow storm. The two died from carbon monoxide poisoning. Williams was a member of Cadet Squadron 33 and played on the women's varsity golf team.

The Brian Bullard award is presented annually at the Falcon football team banquet. Brian was the epitome of everything Air Force Football stands for. Brian's life is used not only for motivation, but as the benchmark each Falcon football player should strive to attain. The criteria established for the award were taken directly from the life of Brian Bullard.

The recipient of this prestigious award cares about the team first and himself second. He loves his team and his teammates and will do everything he can to make his brothers better. He is a source of encouragement for everyone and truly leads by example. He gives his all and truly enjoys every practice. He shows great pride in his role on the team and is a pleasure to coach. Though he played just two seasons with the football team, Brian left quite an impression.

2023



Bo Richter

2022



Ben Jefferson

2021



Demonte Meeks

2020



Ben Peterson

2019



Kyle Johnson

2018



Marcus Bennett

BRIAN BULLARD AWARD

2017



Grant Ross

2016




Lochlin Deeks

2016



Weston Steelhammer

2015




Alex Hansen

2014



Kale Pearson

2014




Christian Spears

2013



Ty MacArthur

2012



Jordan Eason

2011



Jonathan Warzeka

2010



Nathan Walker

2009



Ben Garland

2008



Shea Smith

2007




Drew Fowler

2007




Garrett Rybak

2006



Gilberto Perez

2005




Denny Poland

2004




John Rudzinski

2004



Monty Coleman

2003



Joe Schieffer

2002



Tom Heier

2001



Zach Johnson

2001



Nate Beard

2000




Matt Dayoc

2000




Mike Gallagher

1999




Charlie Jackson

1998



Mike Tyler

1997




Chris Gizzi

1996



Lee Guthrie

1995




Brandon Wilkerson

1994




Steve Russ

1993




Will McCombs

1992



Grant Johnson

1991




Kette Dornbush

1990




Bill Price

1989




Lance McDowell

1988




Anthony Roberson

1987




Rip Burgwald

1986




Pat Evans

1985



Pat Malackowski

1984



Steve Kelly

46-11

Last 10 Years

Over the past 10 seasons, Air Force is 46-11 (81 percent) at home. Since moving into Falcon Stadium in 1962, the Falcons have been a major force. Air Force has a 219-121-4 record in Falcon Stadium. Under coach Troy Calhoun, the Falcons have been one of the best home teams in the nation. In his 17 seasons beginning in 2007, Air Force has been 5-1 or better at home nine times.



1962.....	2-3	1983.....	5-1	2004.....	3-4
1963.....	5-1	1984.....	4-1	2005.....	2-3
1964.....	2-2-1	1985.....	6-0	2006.....	2-4
1965.....	1-5-1	1986.....	3-2	2007.....	6-0
1966.....	2-3	1987.....	5-1	2008.....	3-3
1967.....	1-3-1	1988.....	3-2	2009.....	5-1
1968.....	4-2	1989.....	3-2	2010.....	5-1
1969.....	3-1	1990.....	4-2	2011.....	4-3
1970.....	5-1	1991.....	5-1	2012.....	5-1
1971.....	4-1	1992.....	3-4	2013.....	2-5
1972.....	3-3	1993.....	4-2	2014.....	6-0
1973.....	5-1	1994.....	3-3	2015.....	6-0
1974.....	2-4	1995.....	4-2	2016.....	5-1
1975.....	2-3-1	1996.....	3-2	2017.....	3-3
1976.....	3-3	1997.....	5-1	2018.....	4-2
1977.....	2-3	1998.....	6-0	2019.....	6-0
1978.....	1-5	1999.....	3-2	2020.....	2-1
1979.....	2-4	2000.....	5-1	2021.....	4-2
1980.....	2-2	2001.....	4-2	2022.....	6-1
1981.....	2-3	2002.....	4-3	2023.....	4-1
1982.....	4-2	2003.....	5-1		



FALCON STADIUM



A picturesque setting at the base of the Rampart Range of the Rocky Mountains and boasting some of the grandest pageantry in all of college football, Falcon Stadium is without a doubt one of the premier college football stadiums in America.

Sitting at 6,621 feet above sea level, the thin air has been kind to the Falcons. Air Force has won 63 percent of its home games in the stadium with a 213-120-4 all-time home record. Falcon Stadium's elevation is the second-highest of any Division I-A stadium in the nation. The stadium's current capacity is 46,692.

Falcon Stadium, built in a natural bowl in the foothills, was built in the fall of 1962 at a cost of \$3.5 million. Falcon Stadium opened on Sept. 22, 1962, when a then-overflow crowd of 41,350 saw Air Force defeat Colorado State, 24-0. AFA held a formal dedication on Oct. 20, 1962, when Air Force hosted Oregon. The Ducks won the game, 35-20. The stadium was originally built solely for football, but several non-athletic events, such as the Academy's annual graduation, are conducted there.

Since 1962, the stadium has seen several significant upgrades. In 1991, the Academy installed nine skyboxes and remodeled the existing press box. The facility currently seats 450 people indoors, along with 88 in the skyboxes. In addition to its game-day uses, the press box is also used by the athletic department as a banquet/meeting room.

Throughout the 1990's and early 2000's, the stadium's capacity was 52,480 but in 2005, the stadium's capacity was reduced to 46,692 (the current capacity). The removal of the bleachers on the east side greatly increased the fan experience with additional food and beverage vendors and more room to move around the stadium.

In 2002, the Academy added permanent lights. The cost of just under \$500,000 was at no expense to tax payers. The Air Force Academy Athletic Association picked up the tab. That same season, a school record crowd of 56,409 packed the stadium for a game against Notre Dame.

Prior to the 2016 season, two brand new scoreboards were installed, one in the north end zone and one in the south end zone. The video board in the south end zone was the largest in the Mountain West and among the service academies (at the time of installation). The board is over 2,500 square feet of HD video display (dimensions are 31-2 by 82-8) and includes a state-of-the-art audio system.

Prior to the 2018 season, the turf was replaced, the home locker room was completely renovated, along with new medical rooms, coaches room and media room.

In February 2019, Falcon Stadium hosted the NHL Stadium Series game between the Colorado Avalanche and the Los Angeles Kings in front of 43,500 fans.

In the summer of 2020, signs were installed on the concourse with famous air battles in the history of the Air Force and also those depicting our rich bowl history.

Construction began on the East Club began in the spring of 2023 and is scheduled to open prior to the 2024 season. The East Club will provide Air Force football fans the most exclusive experience in the history of Falcon Stadium.

The scenic backdrop, the game-day experience and the recent upgrades have ensured that Falcon Stadium is among the best venues in all of college football. The proof is in the ranking as CBS Sports (March 2011) ranked Falcon Stadium the 22nd best in college football, higher than any other Mountain West institution.



FALCONS IN THE NFL



Ben Garland (top) played in 68 NFL games with 15 starts over seven seasons in the NFL. A 2010 Academy graduate and defensive lineman for the Falcons, he was a member of the Broncos' practice squad in 2012 and 2013. In 2014, he played in eight games for the Denver Broncos as an offensive guard. He was on the Atlanta Falcons practice squad on 2015 and then played in 46 games for the Falcons, both on the offensive and defensive lines, in 2016, 2017 and 2018. In 2016, he played in both the NFC Championship game and Super Bowl LI. In the 2017 NFC playoffs, he recorded a sack and safety of Russell Wilson as the Falcons defeated the Seahawks. In 2019, he played in nine regular-season games for the 49ers. He started the final three regular-season games, and all three post-season games, at center. He played in five games at center for the 49ers in 2020 before an injury ended his season.



Garrett Griffin (middle), a 2016 USAFA graduate and tight end for the Falcons, was on the New Orleans Saints practice squad in 2016 and 2017. He played in three regular-season games in 2017 and two playoff games in 2018. In 2018, the tight end scored his first NFL touchdown with a six-yard reception in the NFC Championship game against the Rams. He spent the 2019 season on injured reserves and played in four games in 2020. In 2021, he played in 13 games and had four receptions for 39 yards. Griffin signed as a free agent with Detroit in the spring of 2022.



Trey Taylor (bottom), a 2023 USAFA grad, was a seventh-round pick of the Raiders 2024. Taylor won the Paycom Jim Thorpe Award as the nation's top defensive back in 2023, becoming only the second player to win one of college football's major awards. Taylor also won the Defender of the Nation Award for his efforts on and off the field. He was a first-team All-American by AFCA.



Falcons in the NFL Draft

Ernie Jennings, WR, 1971
San Francisco 49ers (10th / # 257)

Dave Lawson, PK, 1976
New York Giants (16th / #444)

Chad Hennings, DT, 1988
Dallas Cowboys (11th / #290)

Joe Wood, PK, 1992
Houston Oilers (12th / #332)

Steve Russ, LB, 1995
Denver Broncos (7th / #218)

Dan Palmer, OL, 1996
San Diego Chargers (6th / #178)

Bryce Fisher, DL, 1998
Buffalo Bills (7th / #248)

Austin Cutting, LS, 2019
Minnesota Vikings (7th / #250)

Jordan Jackson, DL, 2021
New Orleans Saints (6th / #194)

Trey Taylor, DB, 2024
Las Vegas Raiders (7th / #223)

FALCONS IN THE NFL

Chad Hennings (top right), a 1988 graduate, spent more time in the NFL than any other former Falcon. After serving four years on active duty and 45 combat missions in the A-10 aircraft, he signed with the Dallas Cowboys in 1992. Hennings played nine seasons with the Cowboys from 1993-2000 and won three Super Bowl rings (1993, 1994 and 1996). He played in 119 career games, starting 72 on the defensive line, and had 216 tackles with 27.5 sacks, five forced fumbles, six fumble recoveries and a touchdown.



Bryce Fisher, (middle right) a 1999 Air Force Academy graduate, served two years of active duty in the Air Force and the remainder of his commitment was fulfilled in the reserves and national guard. Fisher was a seventh-round draft choice of the Buffalo Bills in the 1999 draft. He spent seven years in the league with Buffalo (1999-01), St. Louis (2002-04), Seattle (2005-07) and Tennessee (2007). In 2005, he became the third USAFA graduate to play in a Super Bowl as the Seahawks won the NFC Championship. He played in 90 career games and had 222 tackles, six forced fumbles and 26.5 sacks.






Chad Hall, (bottom right) a 2008 graduate, served two years on active duty and completed his commitment in the Air Force reserves. In two seasons with the Eagles in 2010 and 2011, the receiver played in 15 games with 14 catches for 135 yards and two touchdowns. Late in the 2012 season, Hall was signed by the San Francisco 49ers and was activated for the NFC Championship game and Super Bowl XLVII. In 2013, he played in nine games with the Kansas City Chiefs and had two receptions for 20 yards. After six seasons as an assistant coach with the Buffalo Bills, he is currently the wide receivers coach in Jacksonville. He played 24 career NFL games and had 16 receptions, 12 carries and two TDs.

Chris Gizzi (bottom left), a 1998 USAFA graduate, served two years of active duty in the Air Force and the remainder of his commitment was fulfilled in the reserves and national guard. A linebacker, Gizzi played in 23 games with the Packers from 2000-02. He had 19 tackles and a forced fumble. Following the September 11th tragedy in 2001, Gizzi led the Packers out of the locker room on Monday Night Football as he ran onto the field with the American flag held high.





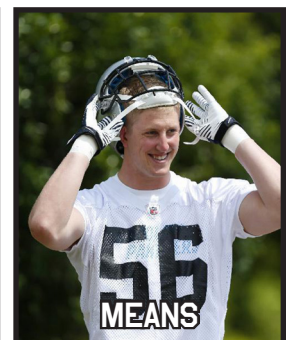


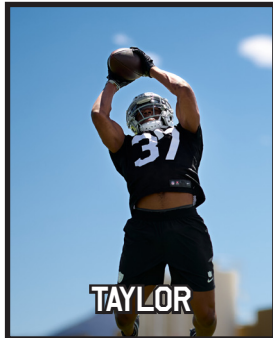
Steve Russ (bottom second from right), a 1995 USAFA grad, was a seventh round pick of the Denver Broncos in 1995. A linebacker, he played in 24 games with six career tackles for the Denver Broncos over four seasons (1997-2000) and was part of two Super Bowl Championship teams (1997 and 1998).

Austin Cutting (bottom second from left), a 2019 USAFA grad, was a seventh-round pick of the Vikings in 2019, Cutting was the first long snapper ever drafted by the Vikings and the first Falcon drafted since 1998. He played in all 16 games as the long snapper for the Vikings in 2019 and in nine games in 2020.

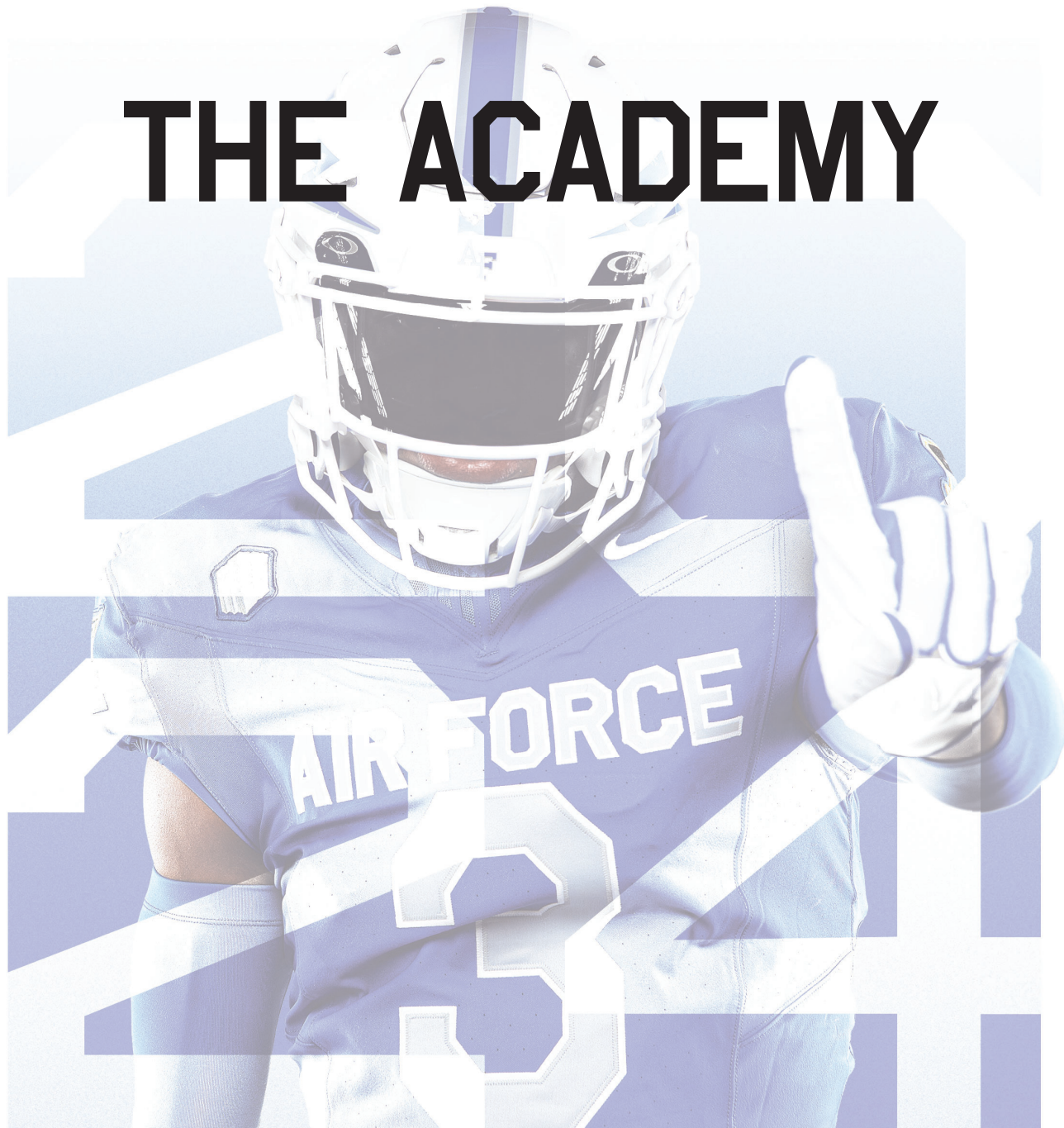


FALCONS IN THE NFL

Many Falcons have competed in NFL camps over the past several years: Trey Taylor (Raiders, 2024), Jayden Goodwin (Broncos, 2024), Alec Mock (Broncos, 2024), Bo Richter (Vikings, 2024), Jon Lee Eldridge (49ers, 2024), Isaac Cochran (Broncos, 2023), Haaziq Daniels (Giants, 2023), Brad Roberts (Commanders, 2023), Zane Lewis (Jets, 2020, 2021, 2022), Parker Ferguson (Jets, 2021, 2022), Nolan Laufenberg (Broncos, 2021; Commanders, 2022), Jordan Jackson (Saints, 2022; Broncos 2023), Brandon Lewis (Titans, 2022), Lakota Wills (Saints, 2022), Tre' Bugg (Bears, 2022) and James Jones (Dolphins, 2022). Other Falcons who have competed in camps includes: George Silvanic (Rams, 2021), Jalen Robinette (Bills, Patriots, 2017) Weston Steelhammer (Philadelphia Eagles, 2017 and 2018), Sam Byers (Atlanta Falcons, 2017), Jacob Onyechi (Green Bay Packers, New Orleans Saints, 2017; Packers, 2018), Ryan Watson (Cardinals, 2017; Lions, 2018), Alex Hansen (Bears, 2016), Reggie Rembert (Bears, 2013), Connor Dietz (Bears, 2014), Alex Means (Panthers, 2014), Travis Dekker (Packers, 2009), Drew Fowler (Lions, Texans, 2008), Ben Miller (Browns and Eagles, 2002 and 2003), Matt Farmer (Jets, 1999) and Beau Morgan (Cowboys, 1997).



THE ACADEMY



2024 AIR FORCE FOOTBALL
MEDIA GUIDE

The United States Air Force Academy offers a four-year program of instruction and experience designed to educate, train and inspire men and women to become officers of character, motivated to lead the United States Air Force in service to our nation. Each cadet graduates with a bachelor of science degree and a commission as a second lieutenant in the Air Force.

Course of Study

Cadets are exposed to a balanced curriculum that provides the knowledge, skills and responsibilities essential to a career Air Force officer. The entire USAFA experience is integrated and mapped to achieve a set of desired outcomes in every graduate.

The core academic curriculum includes courses in basic sciences, engineering, social sciences and humanities. Cadets take additional elective courses to complete requirements for one of 31 major areas of study. About 50 percent of the cadets complete majors in science and engineering; the remainder graduate in the social sciences and humanities. Some of the most popular majors include management, aeronautical engineering, foreign area studies, history, behavioral science, civil engineering, astronautical engineering, electrical engineering and engineering mechanics.

Faculty Composition

The majority of the Academy's faculty members, more than 500 total, are Air Force officers. They are selected primarily from career-officer volunteers who have established outstanding records of performance and dedication. Each has at least a master's degree and more than 55 percent have doctorates or other terminal degrees in their field of study.

About 30 percent of the faculty are civilians who bring great depth of disciplinary and educational expertise and provide academic stability and continuity.

Faculty members are intensely focused on cadet learning as an integral part of their officer development. The Air Force Academy has been ranked No. 1 in the nation for the most accessible and involved faculty.

To provide greater contributions by a diverse faculty, the Academy has several distinguished visiting professors and endowed professors who serve one or more years. Officers from other services, as well as officers from allied countries are also members of the faculty. Distinguished civilian and military lecturers also share their expertise with the cadets during the academic year.

Athletic Program

The Academy's athletic program is designed to improve physical fitness, teach athletic skills and develop leadership qualities. To achieve its goals, the Academy offers some of the most extensive physical education, intramural sports and intercollegiate athletic programs in the nation. Cadets take at least three different physical education courses each year.

Military Education and Training

An air, space and cyberspace-oriented military education, training and leadership program begins with basic cadet training and continues throughout the four years. Seniors are responsible for the organizational leadership of the cadet wing, while juniors and

sophomores seek to develop team and interpersonal leadership and instructional skills. Cadets are projected into as many active leadership roles as possible to prepare them to be effective Air Force officers.

Fundamental concepts of military organization -- drill, ethics, honor, Air Force heritage and physical training -- are emphasized the first summer during basic cadet training. Freshmen then study the military role in United States society as well as the mission and organization of the Air Force. Sophomores receive instruction in communication skills and juniors study the combat and operational aspects of the Air Force.

The Academy offers courses in flying, navigation, soaring and parachuting, building from basic skills to instructor duties. Some cadets may fly light aircraft with the Cadet Flying Team.

Summer training for cadets is divided into three, three-week training periods. There are a variety of programs available and each cadet is required to complete two training periods each summer with leave during the other period. All new cadets take six weeks of basic cadet training in their first summer.

Combat survival training is a required three-week program during cadets' second summer. For other second-summer training periods, cadets have options such as working with Airmen in an operational unit at an Air Force installation, airborne parachute training, soaring or basic free-fall parachute training.

During their last two summers, all cadets are offered leadership training as supervisors or instructors in the summer programs listed above.

Extracurricular activities also are an integral part of the education program. The cadet ski club, drum and bugle corps, cadet chorale and forensics are a few of the programs available.

Nominations

Nominations to the Academy may be obtained through a congressional sponsor or by meeting eligibility criteria in other categories of competition established by law. For information on admission procedures, please visit:

www.usafa.edu

History of The Academy

In 1948, a board of leading civilian and military educators was appointed to plan the curriculum for an academy that would meet the needs of the newly established Air Force. The board determined that Air Force requirements could not be met by expanding the other service academies and recommended an Air Force Academy be established without delay.

In 1949, then Secretary of the Air Force W. Stuart Symington appointed a commission to assist in selecting a site and on April 1, 1954, President Dwight D. Eisenhower authorized creation of the United States Air Force Academy. After considering 580 sites in 45 states, the commission narrowed the choice to three locations. The summer of 1954, Secretary of the Air Force Harold Talbott selected a site near Colorado Springs, Colo. Colorado contributed \$1 million toward purchase of the property.

In July 1955, the first Academy class entered interim facilities at Lowry Air Force Base, Denver, while construction began. It was sufficiently completed for occupancy by the cadet wing in late August 1958. Initial construction cost was \$142 million.

Women entered the Academy on June 28, 1976, as members of the class of 1980.

ACADEMY LEADERSHIP



Lt. Gen. Tony D. Bauernfeind is the Superintendent, U.S. Air Force Academy, Colorado Springs, Colo. He directs a four-year regimen of military training, academics, athletic and character development programs leading to a Bachelor of Science degree and a commission as a second lieutenant in the U.S. Air Force or U.S. Space Force.

Lt. Gen. Bauernfeind earned his commission from the U.S. Air Force Academy in 1991.

Earning his wings in 1992, he has flown more than 3,500 hours in the MC-130E, MC-130H and MQ-9 aircraft. He has commanded special operations forces at the squadron, group, wing and theater special operations command levels.

Prior to his current assignment, Lt. Gen. Bauernfeind is the Commander, Air Force Special Operations Command, Hurlburt Field, Florida. The command is the Air Force component of U.S. Special Operations Command. AFSOC provides Air Force special operations forces for worldwide deployment and assignment to unified combatant commanders. The command has approximately 20,800 active-duty, Reserve, Air National Guard and civilian professionals.




Vice Superintendent
Maj. Gen.
Thomas Sherman



Command Chief
CMSgt
Heriberto Diaz



Commandant of Cadets
Brig. General
Gavin Marks



Dean of Faculty
Brig. General
Linell Letendre



DIRECTOR OF ATHLETICS NATHAN PINE

Nathan Pine is in his seventh academic year as the director of athletics at the Air Force Academy after arriving in Colorado Springs in January of 2019. Pine came to Air Force from Holy Cross, where he led the Crusader program as the director of athletics from 2013 through 2018.

Since his arrival in 2019, Pine has ushered in a period of success unseen before at the Air Force Academy. In terms of comprehensive competitive excellence, in 2023-24 Air Force finished as the top service academy in the Learfield Director's Cup, the top program in the Mountain West Conference for the fourth straight year (only the fifth time in program history), and 76th nationally across all 350 Division I institutions. In 2023-24, individual and team highlights included an individual national championship in men's gymnastics, three conference titles, 14 player of the year honors (second most in program history), four coach of the year awards and the third straight year with a school-record 57 athletes earning All-America honors. The Falcons also completed a four-year run in football with a 40-12 overall record, the school's first appearance in the College Football Playoff poll and a fifth consecutive bowl win.

Air Force has also experienced record-breaking fundraising numbers each year since 2019, including new highs in both total number of donors and total dollars raised. This began with a full rebuild of the fundraising program into the Falcon Athletic Fund in the summer of 2019. Formerly known as the Falcon Pride Club, the Falcon Athletic Fund increased engagement, established published giving levels and donor benefits, professionalizing the development operation top to bottom. The Falcon Athletic Fund is responsible for generating private resources to provide margin of excellence support and a first-class athletic experience for more than 1,000 cadet-athletes across 27 intercollegiate sports.

Pine has also focused on working to grow the Air Force brand and increase national exposure for the Academy using the athletics platform. In February of 2020, Air Force hosted the 2020 NHL Stadium Series in Falcon Stadium to a sellout crowd of 43,500. The event had an ad value of \$14.32 million and a national publicity value 25 percent higher than a typical NHL game. The game also brought significant resources to the Academy for hosting and an estimated \$17.5 million to the local Colorado Springs economy. During his tenure, the Falcons have also extended their partnership with Nike to remain the exclusive apparel provider and grow brand awareness, while Air Force has also added industry leader Paciolan to the team for ticket solutions and its donor ecosystem along with Learfield Amplify for outbound ticket sales. The Falcons have also reached a multiyear agreement with Altitude Sports and Entertainment as a third-tier television rights holder to bring Falcon sporting events and coaches shows to more than 13 million homes in the greater Colorado region starting in 2022.

Pine has also overseen several important coaching hires and key extensions during his tenure. In 2020, Air Force announced the return of Joe Scott to the Academy to lead the men's basketball program. He also ensured continuity within the football program after the 2023 season by signing head coach Troy Calhoun to a multi-year extension through 2029. Other head coach additions have included Macey Donathan



in volleyball, Katarzyna Dabrowa in men's and women's fencing, Josh Loeser in men's gymnastics, Jennifer Green in women's gymnastics, Ryan Cole in men's and women's track and field, Laura Busby in women's soccer and Taylor Hollander in women's tennis. In addition, he oversaw the transition in women's basketball from Chris Gobrecht to long-time assistant Stacy McIntyre.

Facility improvements continue to be a constant area of focus and investment at Air Force and a number have been completed in the last four years. Athletics broke ground in 2023 on a long-awaited \$90 million Falcon Stadium renovation on the east side, which opened for the 2024 season which includes a new primary stadium entrance, premium seating options in the east club, updated event space, improved fan amenities for all seating on the east side and a celebration of the heritage of Falcon Stadium. The Cadet Field House has also seen extensive improvements in Clune Arena and the Cadet Ice Arena to include new video boards and ribbons, LED venue lighting and new restroom and concourse renovations. In addition, the hockey and indoor track areas received extensive branding projects and there will be a full track and field renovation in 2023. The baseball stadium has received new turf, outfield fence padding, as well as a new pitching area. The field was renamed Erdle Field and a \$15 million

fundraising campaign was announced in 2024 to provide 600-plus chairback seats, permanent concessions, restrooms and a new press box. The project will also see renovations to both dugouts, along with a new home clubhouse that will feature a locker room, nutrition station and training room.

Prior to Air Force, the Holy Cross athletic department saw unprecedented success during his time as the athletic director. The Crusader Athletics Fund more than doubled in four years and raised over \$2 Million during the 2017-2018 academic year. Holy Cross also received two of the largest gifts in the history of the College (\$32.5 million and \$20 million, respectively), directed toward athletics facility improvements. Construction on the \$95 million Luth Athletic Complex began in December of 2015 and was completed in the spring of 2018. Pine also orchestrated broader regional and national exposure for the college from television and marketing efforts, along with significant branding and alumni outreach.

Pine is also active at the national level and represents Air Force on the NCAA Men's Baseball Committee, prior to that he has served on the NCAA Division I FCS Football Committee, the NCAA Division I FCS Athletic Director's Association Executive Committee and NCAA Rifle Committee. He currently works at the league level with the other athletic directors and the conference office to maximize the student-athlete experience and generate additional exposure and revenue for the Mountain West Conference and Air Force. In addition, he has been appointed to the LEAD1 Association Board of Directors.

Pine joined Holy Cross after serving as the deputy director of athletics at the University of Maryland. Prior to his time at Maryland, Pine spent three years at the University of California at Berkeley, four years at the United States Military Academy, and five years at Oregon State University. A native of Eagle Point, Ore., Pine received his bachelor's degree in marketing and international business from Oregon State University, and a master's degree in education from the University of California at Berkeley. He and his wife, Stephanie, reside in Colorado Springs with their two dogs, Lola, and Scout.



ACADEMY ATHLETICS

Few schools in the country have an athletic program as extensive as the Air Force Academy's.

The goals of the athletic program are to enhance the physical conditioning of all cadets, to develop the physical skills necessary for officership, to teach leadership in a competitive environment and to build character. There are three subdivisions of the athletic program: intercollegiate athletics, intramurals and physical education.

The intercollegiate program has 17 men's and 10 women's NCAA-sanctioned teams, facing some of the top competition in the nation. Men's teams are football, baseball, basketball, ice hockey, cross-country, fencing, golf, gymnastics, indoor and outdoor track, lacrosse, rifle, soccer, swimming and diving, tennis, water polo and wrestling. The Academy fields women's teams in basketball, cross-country, fencing, gymnastics, rifle, indoor and outdoor track, swimming and diving, soccer, tennis and volleyball. In addition, the Academy sponsors two non-NCAA programs; boxing and cheerleading.

The majority of the Academy's men's and women's programs compete at the NCAA Division I level in the Mountain West Conference. The Falcons compete in this conference against teams from Boise State, Colorado State, Fresno State, Hawai'i (football only), Nevada, New Mexico, San Diego State, San Jose State, UNLV, Utah State and Wyoming. All sports also compete against non-conference opponents, including many nationally ranked teams.

The football team competes annually for the Commander-in-Chief's Trophy, which is emblematic of service academy football supremacy. The Falcons have won the trophy 21 times, which is more than any other academy.

The USAFA Cadet Field House is one of the most impressive buildings in the country. It's a modern, versatile structure with seemingly endless uses. The \$5.6 million building is five stories high and 396 feet by 426 feet, the size of three football fields laid side by side. The structure is divided into three areas--basketball arena, ice hockey arena and multipurpose area. The three sections have a combined seating capacity of more than 9,000.

Clune Arena seats 5,858. The Cadet Ice Rink has a seating capacity of 2,470, while the multipurpose area seats 1,000 fans for track and field competitions.

The \$4.1-million renovation to the Cadet Track Stadium, the outdoor home of the Air Force track and field team, was completed in the fall of 2011 and is one of the premier track and field facilities in the nation. The Holaday Athletic Center, a \$15.5 million completely donor funded indoor training facility, was completed in July 2011. The Cadet Fitness Center, a \$9.5 million, Military Construction project, home of the Air Force Academy's fencing practice facility and aerobics/weight lifting facility that contains a nearly 33-foot climbing wall, opened in May 2012.



ATHLETICS EXECUTIVE STAFF



Jen Block
Executive AD



Col. Marcus Corbett
Vice AD



Dr. Nancy Hixson
AFAAC CEO



Col. Maiya Anderson
Dep. Head/PE



Brant Ust
Senior Associate AD



Shondell Reed
Senior Associate AD



George Nelson
Senior Associate AD



Matt MaGahey
Senior Associate AD



FALCON STADIUM

E A S T C L U B

CONSTRUCTION





IMPROVEMENTS OVERVIEW

The new East Club will provide Falcon Fans an unmatched setting to take in football, lacrosse and special events. The new East Club will replace the existing east concourse featuring state-of-the-art amenities with endzone to endzone viewing and enhanced entertainment opportunities for special events, corporate, and group gatherings.

Additional highlights include new concessions, bathrooms and amenities for the entire east concourse of Falcon Stadium, new merchandise areas and will call windows, and improved accessibility and ADA seating.

RENDERINGS



PREMIUM SEATING OPTIONS

The new East Club will have four different indoor seat offerings, all with full club access, along with two open-air hospitality decks. In total more than 1,200 new premium seats will be added to Falcon Stadium.

NO.1 *LIVING ROOM LOGE*

NO.2 *STANDARD LOGE*

NO.3 *PREMIUM CLUB SEATS*

NO.4 *STANDARD CLUB SEATS*

NO.5 *OUTDOOR CHAIRBACK SEATS*



Interested in being an inaugural member of the East Club for the 2024 season? Utilize the QR Code to be one of the first to receive project updates and additional information!

More Questions? Visit FalconAthleticFund.com or contact the Falcon Athletic Fund office at 719-333-4545 or giving@airforceathletics.org.

To learn more about philanthropic opportunities, visit falconstadium.org

FOR MORE INFORMATION
AND CONSTRUCTION UPDATES



Sports audiences across the country have been intrigued and delighted by the aerobatics of the falcon, the flying mascot of the U.S. Air Force Academy -- one of only two schools with performing mascots in the National Collegiate Athletic Association. The falcon can attain velocities exceeding 200 miles per hour in swoops or dives, turn sharply and streak only inches above the ground, making it the fastest and one of the most maneuverable of all birds.

Trained and handled by cadet falconers, the birds soar and dive, sometimes zooming low over the heads of spectators. While their public flying performances are primarily limited to outdoor venues -- most often at football games and cadet wing parades -- the falcons appear at many other athletic contests in which cadet teams play.

Members of the Class of 1959, the first to enter the Academy, chose the falcon as the mascot of the cadet wing Sept. 25, 1955, feeling that it best characterized the combat role of the U.S. Air Force. They did not specify any particular species; thus, any falcon can serve as mascot. Some of the characteristics which led to its selection were speed, powerful and graceful flight, courage, keen eyesight, alertness, regal carriage and noble tradition. The falcon exemplified the qualities sought in Air Force Academy cadets: courage, intelligence, love of the wild sky, ferocity in attack, but gentle in repose, and discipline.

Experts once said falcons could not be trained to perform before huge crowds, that the birds would panic and flee. Since 1956, however, cadets have flown the birds at sporting events before thousands of cheering spectators. Six weeks or more and an average of 300 man-hours per bird are required to properly train a young falcon via operant conditioning. When a bird is in top condition, it is able to fly for more than an hour and make repeated stoops at the baited lure swung by the cadet falconer. Although they can be trained to perform, falcons are never totally domesticated and remain wild creatures with strong, individual and independent spirits.

On Oct. 5, 1955, a splendid peregrine was the first falcon presented to the cadet wing. It was named "Mach 1," referring to the speed of sound. Today, 12 to 15 falcons are kept in the mews (enclosures for trained hawks) north of the cadet area.

Current breeds of falcons at the Academy include several breeds which are native to North America, including prairie falcons, peregrine falcons, and the largest type of falcon, the gyrfalcon. The Academy recently added several gyr-saker hybrids and a gyr-peregrine hybrid to its ranks. Sakers are a strong and agile mid-to-large size breed of falcon, native to Eastern Europe and Asia. Sakers have been cross-bred with the larger gyrfalcons in recent years to produce a highly intelligent, agile and powerful breed of performing falcon, and have flown at

WHY THE FALCON?

Speed

Can attain velocities exceeding 200 miles per hour in stoops or dives on their prey.

Power

Powerful and graceful flight, with strong, deep wing beats; they maneuver with ease, grace and evident enjoyment.

Courage

Fearless and aggressive, falcons fiercely defend their nest and young against intruders. They have been known to unhesitatingly attack and kill prey more than twice their size.

Keen eyesight

About eight times sharper than man. Alertness, regal carriage and noble tradition.

the Academy since 2003.

In addition to flying performances, the falcons and cadet falconers visit dozens of schools, scouting groups, youth groups, airshows and other public events around the country, educating youth and adults alike on falconry, raptors, the Air Force and the Air Force Academy.

On June 8, 1996, the Association of Graduates purchased a female white-phase gyrfalcon from Mr. Dan Konkle in Sheridan, Wyo., and donated her to the Academy. The cadet wing named this new mascot Aurora - from Roman mythology, the goddess of the dawn. She is now the official mascot for the United States Air Force Academy and has become the center of attention for the Academy's Falcon Mascot Program. At a mere 40 days old, this majestic creature weighed four pounds. Glacier, our previous white-phase gyrfalcon Mascot from 1980-95, only weighed two pounds.

Although any falcon can serve as an Academy mascot, the white-phase gyrfalcon is native to Alaska, Canada, Greenland and the U.S.-Canadian border, and has always been the official mascot of the Air Force Academy. Gyrfalcons constitute only about five percent of the total number of falcons found in the United States. Of that five percent, only about 3-4 percent are true white-phase gyrfalcons.

Falconry is one of the extracurricular activities offered to cadets. There are usually 12 falconers, with four chosen from each new class at the end of the year to replace graduating seniors. The new falconers begin training in January under the leadership of experienced upperclassmen and the officer-in-charge. Without proper instruction, novices can physically harm the birds or adversely affect their training. Falconers' duties include daily checks of each bird's health and condition, training sessions during which the birds are fed a measured ration of meat, frequent cleaning of the mews and routine maintenance of equipment.

During performances, the birds fly to a lure, a rectangular-shaped leather pouch. The falconer whirls the lure in a circle on a 30-foot cord; the bird quickly learns to strike it in mid-air, carry it to the ground and dine on the food. As the bird stoops toward the lure in free flight, the lure is jerked aside, causing the falcon to fly up, circle and make another pass. This procedure is repeated several times before the bird is allowed to strike the lure in mid-air. The falcon per-

forms this task knowing that as soon as it catches the lure, it earns its meal for the day.

A small battery-powered transmitter and a bell are attached to each leg so that, should the bird not come to the lure as it had been trained, the cadet falconers will be able to follow and safely recover the falcon.



History of the Air Force Song

In 1938, Liberty magazine sponsored a contest for a spirited, enduring musical composition to become the official Army Air Corps song. Of 757 scores submitted, Robert Crawford's was selected by a committee of Air Force wives. The song was officially introduced at the Cleveland Air Races on September 2, 1939. Fittingly, Crawford sang it in its first public performance.

The first page of the score, which Crawford submitted to the selection committee in July 1939, was carried to the surface of the moon on July 30, 1971, aboard the Apollo 15 "Falcon" lunar module by Colonel David R. Scott and Lieutenant Colonel James B. Irwin. Interestingly, at the moment the "Falcon" blasted off the surface of the moon with Scott and Irwin on board, a rendition of the "Air Force Song" was broadcast to the world by Major Alfred M. Worden, who had a tape recorder aboard the "Endeavor" command module which was in orbit around the moon. Scott, Irwin and Worden comprised the first and only "All-Air Force" Apollo crew and arranged to take the page of sheet music with them as a tribute to Crawford and the United States Air Force.

Bridge Section: Toast to the Host

"A Toast to the Host" is part of the original Air Force Song. Many times this is sung as a separate piece. This is the verse which commemorates those who have fallen in the name of our service and our great country. This is the reason for the difference in melody and the reverent, reflective mood. The words to the third verse were changed in 2020 to reflect representation of all kinds.

After every football game, the Drum and Bugle Corps plays "A Toast to the Host" as the football team gathers together on the field, joins hands and stands at attention.



by Robert Crawford courtesy USAF Heritage of America Band

Off we go into the wild blue yonder,
Climbing high into the sun;
Here they come zooming to meet our thunder,
At 'em boys, Give 'er the gun! (Give 'er the gun now!)
Down we dive, spouting our flame from under,
Off with one helluva roar!
We live in fame or go down in flame. Hey!
Nothing'll stop the U.S. Air Force!

Additional verses:

Minds of men fashioned a crate of thunder,
Sent it high into the blue;
Hands of men blasted the world asunder;
How they lived God only knew! (God only knew then!)
Souls of men dreaming of skies to conquer
Gave us wings, ever to soar!
With scouts before And bombers galore. Hey!
Nothing'll stop the U.S. Air Force!

Bridge: "A Toast to the Host"

Here's a toast to the host
Of those who love the vastness of the sky,
To a friend we send a message of the brace who serve on high.
We drink to those who gave their all of old,
Then down we roar to score the rainbow's pot of gold.
A toast to the host of those we boast, the U.S. Air Force!

Off we go into the wild sky yonder,
Keep the wings level and true;
If you'd live to be a grey-haired wonder
Keep the nose out of the blue! (Out of the blue, boy!)
Flying men, guarding the nation's border,
We'll be there, followed by more!
In echelon we carry on. Hey!
Nothing'll stop the U.S. Air Force!

Nothing is more indicative of the pageantry of Air Force football than the Wings of Blue.

The U.S. Air Force Academy parachute team, the Wings of Blue, has been one of the outstanding parachute units in the country for more than two decades. Since 1967, cadets have dominated national intercollegiate parachuting championships, typically winning decisively over 40 other schools which field about 125 of the nation's top college competitors. Additionally, they perform about 50 demonstrations each year for millions of spectators. That doesn't include jumping into Falcon Stadium before the start of every football game, weather permitting.

The Wings of Blue, because of their diverse mission, are divided into a demonstration team and a competition team. Advising and supervising the team is a cadre of active duty and reserve Air Force commissioned and non-commissioned officers. The team jumps from a variety of aircraft. However, the team primarily uses its own DeHavilland UV-18B Twin Otters. Each cadet member must be a qualified jump-master and instructor in the Air Force Academy parachuting program.

They must also maintain high academic and military standards to remain with the team. Members of the team average 600 jumps by the time they graduate.

The primary mission of the parachute team is not competing or performing, it's to train other cadets in free-fall parachuting.

Each year, over 1,000 cadets complete five free-fall jumps in the basic free fall parachuting course and earn the coveted parachutist badge and rating. The Academy is the only school in the Air Force authorized to grant these awards and is the only school in the U.S. authorized to allow students to perform unassisted free-fall delays on their first jump, without any prior static line training.

The basic free-fall program is the premier character development program at the Academy and is available to all cadets. It is designed to develop courage, confidence and discipline in each student and provide leadership experiences for the cadet instructors who teach the course.

It is a rigorous training schedule with heavy emphasis on safety. Before cadets make their first jump, they are drilled repeat-

edly in ground school on proper parachuting procedures. The repetition is intended to have the jumper respond automatically and correctly should something unexpected occur during the jump.

Cadets who successfully complete the basic free fall course are then eligible to take the advanced training necessary to tryout for the Wings of Blue. Those who want advanced training must compete for admission. Selection is based upon an individual's maturity, abilities, academic and military standing.

From its uncertain beginnings, when it was reserved for stuntmen, rugged paratroopers and desperate pilots, parachuting has evolved into an exacting science and demanding sport -- a sport dominated at the college level by the Air Force Academy.

The Flight of Sound

The complete experience in sight and sound is presented at every home Falcon football game by the "Flight of Sound," the U.S. Air Force Academy Cadet Drum and Bugle Corps.

Since 1948, the Air Force Drum and Bugle Corps has entertained audiences across the nation and abroad with their thrilling performances. The Corps, originally assigned to Bolling Air Force Base, Washington, D.C., was transferred to the Air Force Academy in 1963 and turned over to the Cadet Wing in 1972. Since then, the corps has won 16 of the 24 Interservice Academy Drum and Bugle Corps competitions and are the four-time defending champions. The competition is held annually during the Air Force vs. Navy football weekend.

Recognized as one of America's premier musical and marching units, the Corps exemplifies the precision and musical blend of a well-directed band or orchestra and the showmanship of a Broadway production. Performing on the average of 150 times a year, they have become known as the Academy's ambassadors of precision drill and musical pageantry.

The Corps' primary mission is to support the Cadet Wing activities, including military formations and Academy athletic contests both home and away. An extension of the mission continues in the community with concerts, field exhibitions, band festivals and various military ceremonies.

The "D & B" Corps is comprised of 135 cadets and has represented the Air Force Academy at Presidential Inaugural Parades, Macy's Thanksgiving Day Parades, The Tournament of Roses Parade, Mardi Gras Parades, The Festival of State in St. Petersburg, Fla., Walt Disney World's International Music Festival and The Long's Peak Scottish/Irish Festival.





COACHES



2024 AIR FORCE FOOTBALL
MEDIA GUIDE

TROY CALHOUN

Alma Mater: Air Force, 1989
Overall Record: 130-82 (17 years)
School Record: Same

Personal

Hometown: Roseburg, OR
Wife: Amanda
Children: Tyler, Amelia

The purpose of the United States Air Force Academy is to develop young people of strong character who graduate and serve as outstanding leaders on active duty and beyond. It's a purpose Troy Calhoun, who enters his 18th season, thoroughly respects, and realizes is necessary for our country. Calhoun left the Houston Texans of the NFL as an offensive coordinator in 2007 to embrace the mission of the Air Force Academy and to build a service academy program that often earns a postseason bid while playing in one of college football's best conferences.

Air Force student-athletes must complete the nation's most demanding academic curriculum while further embedding the heart and character that are crucial for serving the nation. Cadets at the Academy must work through courses that require finishing over 140 semester hours. Strong character traits, to include respect, teamwork, courage, spirit, discipline, honesty and toughness, are the bedrock of the leadership qualities Air Force football players utilize while serving as officers in the United States Air Force.

Calhoun's players are extraordinarily successful finishing their academic and leadership responsibilities. The Air Force football team's NCAA APR (Academic Progress Report) is annually amongst the finest at the FBS level of college football. From May 2008 through the present, Air Force Football's multi-year APR has finished above the nation's 90th percentile 13 of the last 16 years. In addition to being one of the nation's best in regard to the NCAA's APR, as astounding 99 percent of seniors who have played for Calhoun since 2007 have graduated from the Academy and served as officers for our nation.

Calhoun and his staff have come up with a way to manage the varied demands of their players and lead them into a cohesive team that has fared quite well both on and off the field in his 17 seasons as head coach. He has guided the Falcons to a service academy record 13 bowl games, including a program-record six straight from 2007-12. Calhoun is the first coach in the 100-plus year history of service academy football to lead teams to a post-season bid in his first six years. He's also the all-time service academy leader in bowl championships with eight (2009 Armed



Forces, 2010 Independence, 2014 Idaho Potato, 2016 Arizona, 2019 Cheez-It, 2021 First Responder, 2022 Armed Forces and 2023 Armed Forces).

In 17 years he has a 130-82 career record. Calhoun, who won his 100th game during the 2020 season, has led the program to 12 winning seasons, including an 11-win season (2019), four 10-win seasons (2014, 2016, 2021, 2022), three nine-win seasons (2007, 2010, 2023) and three with eight wins (2008, 2009, 2015). The Falcons have won two Mountain West Mountain Division titles (2015, 2021) and played in the championship game in 2015. Air Force is 40-12 during the last four non-COVID seasons. During this stretch, Calhoun remains one of just four head coaches with their current program to win 40-plus games, joining Dabe Swinney of Clemson, Kirby Smart of Georgia and Ohio State's Ryan Day. Air Force's astounding 2019-23 run of full seasons is the only time in service academy has posted four-straight nine-win seasons in the history of service academy football. The Falcons are 23-9 in Mountain West play over the same period and have won a division title and finished second twice.

Air Force was 9-4 last season and won a re-

cord 16th bowl championship, defeating No. 24/25 James Madison in the Armed Forces Bowl, the program's fifth-straight bowl win. The Falcons led the nation in fewest penalties per game (3.0) and fewest penalty yards per game (24.77). Both low penalty marks were school records. The program led the nation in passing yards per completion (20.09) and finished second in passing yards per attempt (10.52). Air Force was second in the nation in rushing (281.5). Defensively the Falcons were strong in several categories, finishing fifth in fewest first downs allowed (191), sixth in total defense (277.7) and sixth in rushing defense (90.8). The Falcons appeared in the national rankings in the regular season for the first time since 2010. Air Force was ranked 25th in the initial College Football Playoff poll, earning the program's first-ever ranking.

Air Force was 10-3 in 2022 and won a record 21st Commander-in-Chief's Trophy title and defeated Baylor to win the Armed Forces Bowl. The Baylor victory marks the fourth consecutive bowl win and third straight over a Power 5 program. The Falcons won a program-record six national statistical titles in 2022, including a third straight rushing title with a 326.7 average. The program finished the season with the top-ranked total defense for the first time in program history, allowing just 254.4 yards per game. The Falcons are just the second non-Power 5 team in the last 31 years to win the national title in total defense. Air Force won the title for fewest penalty yards per game (29.69), time of possession for the second straight season (36:33) and in yards per completion (22.3). Senior fullback Brad Roberts became the first Falcon to win the national title in rushing yards with a school-record 1,728.

The Falcons were 10-3 overall and tied for the Mountain Division title with a 6-2 record in 2021. The Falcons capped the 2021 season



HEAD COACH TROY CALHOUN

with another bowl championship with a 31-28 win over Louisville. Air Force capped a historic 2019 season with a 31-21 win over Washington State in the Cheez-It Bowl. The win gave Air Force an 11-2 overall record. The 11 wins are the most this century. The Falcons closed the season with an eight-game winning streak, the program's longest in one season since 1998. The eight-game streak trailed only national champion LSU's 16-game streak. Air Force finished second in the Mountain West Mountain Division with a 7-1 mark, the best MW record in program history and tied for the most conference wins all-time.

Under Calhoun's guidance, the 2016 team finished 10-3 overall, posting just the sixth 10-win season in school history and second under Calhoun. Air Force won the Commander-in-Chief's Trophy for the 20th time and also won an Arizona Bowl championship.

Air Force won the Mountain Division championship in 2015 and earned a bid to the Armed Forces Bowl, while extending its school record home winning streak to 12 games, posting a 6-0 home mark for the second straight year. Calhoun was named the 2015 National Football Foundation, Colorado chapter, coach of the year for his efforts.

Calhoun's 2014 team finished 10-3 overall. Calhoun was named as a finalist for the Maxwell National Coach of the Year. The Falcons qualified for their seventh bowl game in eight years, and by winning the Famous Idaho Potato Bowl, captured their third bowl championship since 2009. Air Force defeated Army and Navy to win its 19th Commander-in-Chief's Trophy and its third CINC title in the last five years. The Falcons were also one of just two teams nationally to beat two 10-win teams in the regular season. The Falcons beat

Boise State and in-state rival Colorado State, who each won 10-plus games. Air Force's 10-win season was the first this century for the Academy. The team finished 6-0 at home for just the third time in school history. Calhoun's 2007 squad also finished 6-0 at home.

Air Force earned a bid in 2012 to the Armed Forces Bowl. Air Force won its second straight Commander-in-Chief's Trophy in 2011, the first back-to-back titles at the Academy since 2001-02 and earned their fifth straight bowl game in the Military Bowl. The 2010 Air Force team finished 9-4 overall and won Air Force's 17th Commander-in-Chief's Trophy championship with wins over Army and Navy. The Falcons closed the 2010 season with a victory over Georgia Tech of the ACC in the Independence Bowl. Calhoun was named Coach of the Year by the Colorado Chapter of the National Football Foundation.

The 2009 Air Force team finished 8-5 overall and concluded with a convincing 47-20 win over 25th-ranked Houston in the Bell Helicopter Armed Forces Bowl. Air Force set 13 Academy bowl team records in the dominant victory. Calhoun was named Coach of the Year by the Colorado Chapter of the National Football Foundation for his efforts.

Calhoun's 2007 and 2008 Air Force teams finished 9-4 and 8-5, respectively, and both earned bowl bids. The 2007 Falcons were the only team in Air Force history to win road games at Notre Dame, Utah and Colorado State in the same season. The five-game turnaround from 2006, in which Air Force was 4-8, was the largest in the nation that season by a first-year head coach. The five-game turnaround was the best in school history since the 1958 team had a school-record turnaround of six games.

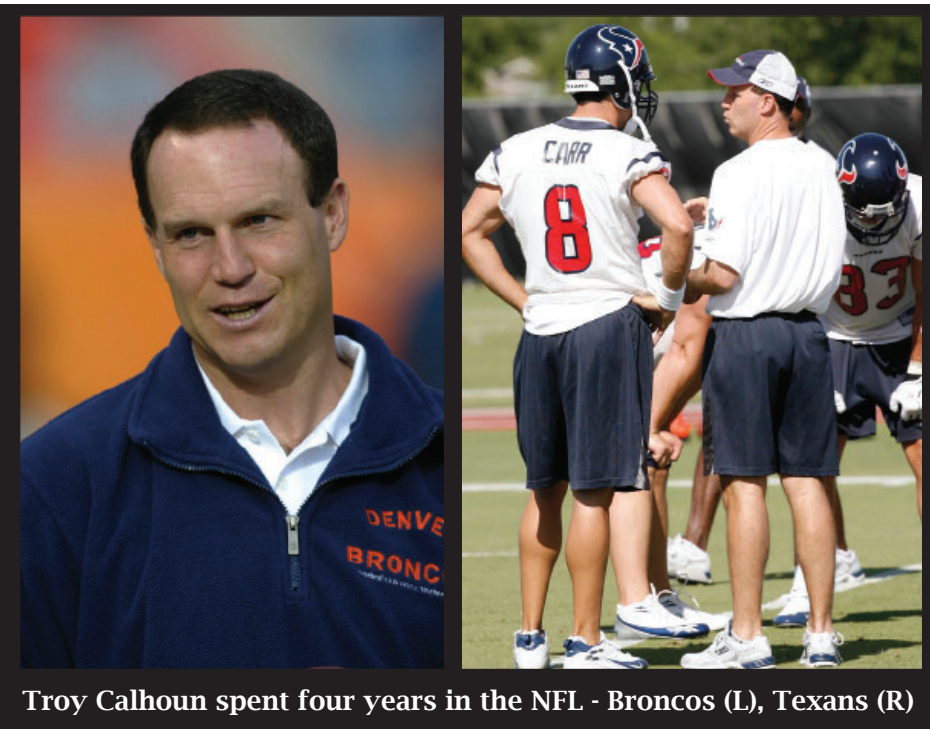


Air Force's nine wins tied Calhoun for the most wins ever at a service academy by a first-year head coach, matching the mark set by Ben Martin in 1958. Calhoun was named the Mountain West Conference's Coach of the Year for his efforts. In addition, he was named Coach of the Year in Region 5 by the American Football Coaches Association and was one of eight finalists for the Eddie Robinson National Coach of the Year Award. He was also one of seven finalists for the AFCA National Coach of the Year award.

Calhoun brought to Air Force a wealth of experience at the collegiate and professional levels that was flooded with success at every stop prior to the Academy. Calhoun came to the Academy after serving as offensive coordinator and quarterbacks coach for the Houston Texans in 2006. The Texans were one of only two NFL teams to triple their number of wins from the previous year. On offense, the Texans had the NFL's leading receiver (Pro Bowler Andre Johnson with 103 catches), the NFL's best quarterback completion percentage (68.4 percent) and their quarterback tied a NFL record against Buffalo with 22 straight completions.

Calhoun became a well-rounded NFL coach, working as a defensive assistant, special teams assistant and offensive assistant with the Denver Broncos from 2003-05. He began his NFL coaching career by serving on the defensive side of the ball in 2003. He helped coach the NFL's fourth-best defense. The Broncos' defense ranked seventh against the run and sixth against the pass. Denver's defense yielded a mere 17.6 points per game as they made the playoffs for the first time since 2000.

In 2004, Calhoun moved to become an assistant on offense and worked with the special teams. The offense ranked fifth in the NFL, averaging 395.8 yards per game. Calhoun



Troy Calhoun spent four years in the NFL - Broncos (L), Texans (R)

HEAD COACH TROY CALHOUN

worked closely with Broncos head coach Mike Shanahan in the 2005 season, serving as the assistant to the head coach. The Broncos won the AFC West title for the 10th time in their history and played for the AFC Championship game for the first time in seven seasons. Their 14-4 record was the best since Denver finished the 1998 season as winners of Super Bowl XXXIII. The offense finished fifth in the NFL averaging 360.4 yards per game. The defense was stout against the run, finishing second in the NFL with 85.2 yards per game. Denver finished with an undefeated record at home during the regular season for the fifth time in team history. During Calhoun's three years in Denver, the Broncos made the playoffs every season, averaging over 11 wins a year.

Prior to the NFL, Calhoun was an offensive coordinator for six seasons on the collegiate level. He began his coaching career at Air Force, where he worked as a graduate assistant from 1989-90. He started at quarterback for the Academy in 1986 and was one of only two freshmen to letter for the 1985 team.

Calhoun served his country from 1989-95 as an active-duty officer in the Air Force. He was an assistant coach for the Falcons in 1993-94. He moved to Ohio University in the spring of 1995 where he served as the quarterbacks coach for two seasons. Calhoun was promoted to offensive coordinator in 1997. The Bobcats defeated Maryland in 1997, marking the school's first win against a team from the ACC in school history. The '97 Bobcats' 8-3 record was the school's best in 29 years. During his last season at Ohio in 2000, the Bobcats beat two bowl teams, Minnesota and Marshall, for the first time in school history. Calhoun's 2000 offense set a school record with 418.1 yards per game.

Calhoun moved to Wake Forest in 2001. The Demon Deacons were one of only seven teams in the country in 2001 to score more than 30 points in each of the final four games. During his second season in 2002 Wake led



the ACC in total offense with 408.1 yards per game. His offense had a league-best 990 plays and was efficient with the ball, committing only 16 turnovers, fewest in the ACC. The 2001 season culminated with a 38-17 bowl victory over Oregon to give Wake Forest its first back-to-back winning seasons since the ACC expanded from eight teams.

Calhoun was raised in a home where both kids graduated from the Air Force Academy and were varsity letter winners on nationally-ranked teams. Calhoun's younger sister, Callie, is a 1991 Academy graduate. She was a 10-time track and cross country All-American who won six NCAA national titles. Troy Calhoun graduated from the Academy in 1989 as a member of the superintendent's list by earning over a 3.0 grade point average along with a military performance average of better than 3.0. He also completed a master's in business administration (MBA) from Oklahoma City University in 1992. He and his wife, Amanda, live in Colorado Springs and have two children, Tyler (22) and Amelia (20). Calhoun and his wife, Amanda, have a strong respect and affinity for the members of our armed services and are very involved with numerous charitable and community endeavors.

THE CALHOUN FILE

BACKGROUND/HONORS

- 1989 graduate of the Academy
- First Academy graduate to be head coach
- 4 years in the NFL
- 2007 MWC coach of the year
- Finalist for national coach of the year (2007)
- Tied as the winningest first-year head coach in school history
- Colorado Coach of the Year (NFF), 2007, '10
- Semifinalist for 2007/2010/2019 National Coach of the Year honors

COACHING EXPERIENCE

Air Force, Head Coach	2007-Present
Houston Texans, Off. Coord./QBs.....	2006
Denver Broncos	2003-05
Asst. to Head Coach.....	2005
Off./Special Teams Asst.....	2004
Defensive Assistant	2003
Wake Forest, Offensive Coord.	2001-02
Ohio, Offensive Coord.	1996-00
Ohio, Quarterbacks	1995-96
Air Force, JV/Varsity Asst.....	1993-94
Air Force, Grad Asst.....	1989-90

CALHOUN VS. OPPONENTS

Army	11-6
Baylor	1-0
BYU	1-3
Boise State.....	4-8
California##	0-2
Colorado	2-0
Colorado State.....	14-2
FAU	1-1
FCS.....	17-0
Fresno State	3-1
Georgia State.....	2-0
Georgia Tech#	1-0
Hawai'i.....	3-2
Houston##.....	2-1
James Madison#.....	1-0
Louisville	1-0
Michigan.....	0-2
Michigan State.....	0-1
Minnesota	0-1
Navy.....	9-8
Nevada	5-2
New Mexico.....	11-5
Notre Dame	1-2
Oklahoma	0-1
Rice#.....	0-1
Sam Houston	1-0
San Diego State	5-9
San Jose State.....	4-1
South Alabama#	1-0
TCU	1-4
Toledo#.....	0-1
UNLV.....	9-3
Utah.....	1-3
Utah State	6-5
Washington State#.....	1-0
Western Michigan#.....	1-0
Wyoming	9-7

- Bowl Games

CALHOUN HEAD COACHING RECORD

Year	School	Rec.	MW	Home	Away	Neu.	Bowl
2023	Air Force	9-4	5-3/T4th	4-1	4-2	1-1	Armed Forces, JMU (W 31-21)
2022	Air Force	10-3	5-3/T2nd	6-1	2-2	2-0	Armed Forces, Baylor (W 30-15)
2021	Air Force	10-3	6-2/T1st	4-2	5-0	1-1	First Responder, Louisville (W 31-28)
2020	Air Force	3-3	2-2/5th	2-1	1-2	0-0	--
2019	Air Force	11-2	7-1/2nd	6-0	4-2	1-0	Cheez-It, Washington St. (W 31-21)
2018	Air Force	5-7	3-5/4th	4-2	1-5	0-0	--
2017	Air Force	5-7	4-4/4th	3-3	2-4	0-0	--
2016	Air Force	10-3	5-3/4th	5-1	4-1	1-1	Arizona Bowl, So. Alabama (W 45-21)
2015	Air Force	8-6	6-2/1st	6-0	2-5	0-1	Armed Forces Bowl, California (L 36-55)
2014	Air Force	10-3	5-3/4th	6-0	3-3	1-0	Idaho Potato, W. Mich. (W 38-24)
2013	Air Force	2-10	0-8/6th	2-5	0-5	0-0	---
2012	Air Force	6-7	5-3/4th	5-1	1-5	0-1	Armed Forces, Rice (L 14-33)
2011	Air Force	7-6	3-4/5th	4-3	3-2	0-1	Military Bowl, Toledo (L 41-42)
2010	Air Force	9-4	5-3/T3rd	5-1	3-3	1-0	Independence, Ga. Tech (W 14-7)
2009	Air Force	8-5	5-3/4th	5-1	2-4	1-0	Armed Forces, Houston (W 47-20)
2008	Air Force	8-5	5-3/4th	3-3	4-1	1-1	Armed Forces, Houston (L 28-34)
2007	Air Force	9-4	6-2/2nd	6-0	3-3	0-1	Armed Forces, California (L 36-42)
Totals		130-82	77-54	76-25	44-49	10-8	Bowl Record: 7-5

ASSISTANT COACHES

MARC BACOTE

Tight Ends | 3rd Year
17th Career Year
Alma Mater: James Madison, 2001
Hometown: Hampton, VA

Marc Bacote is in his third season as tight ends coach at Air Force. He has overseen the development of Caleb Rillos, who helped the offensive line power the way for the Falcons to three-straight national rushing titles from 2020-22. Rillos recorded eight catches for 97 yards last season, averaging 12.1 yards per catch.

Bacote came to the Academy after spending two years at Hampton, where the team was first in the conference in total offense and second in third-down conversions. Bacote coached first-team all-Big South receiver Jadakis Bonds.

Bacote was co-offensive coordinator, receivers and quarterback coach at Howard in 2019, prior to his stint at Hampton, where he coached receiver Kyle Anthony, a third team All-MEAC selection.

He spent two seasons as the wide receivers coach at Richmond from 2017-18. Bacote led the Spider's receiving corps in 2017 that accounted for over 3,000-yards receiving. He led three wide receivers to all-Colonial Athletic Association honors in 2017, Dejon Brissett, Cortrelle Simpson and Tyler Wilkins. All three were ranked in the top four in the Colonial Athletic Association (CAA) in receiving yards,



the top six in receptions and the top seven in receiving touchdowns.

His Hampton squad finished first in the MEAC in total defense in 2015 and third in total defense in 2016. He coached third-team all-MEAC selection Brenden Cole in 2016.

Bacote served his first stint at Hampton after spending a season at the Apprentice School, where he served as defensive coordinator in 2014. Under Bacote's tutelage, the Apprentice School improved in several defensive categories, including points per game allowed, total yards per game allowed, third down efficiency, and redzone defense. From 2011-13, Bacote coached cornerbacks at Old Dominion, including 2011 second-team all-CAA selection Eriq Lewis. ODU made the FCS playoffs with Bacote on-staff in 2011 and 2012, including the CAA's top record in 2012, before the Monarchs began the transition to FBS in 2013.



In 2010-11, Bacote worked at Rutgers as a quality control coach, where he worked with the team's wide receivers and defensive line. While at Rutgers, Bacote coached two future NFL players in Mohamed Sanu and Tim Wright. From 2008-09, Bacote coached wide receivers at Morehead State.

His first coaching job came in 2008, when Bacote served as a volunteer assistant at James Madison, working with the Dukes' wide receivers.

Bacote was a wide receiver at James Madison for four

The Bacote File

Coaching Experience

Air Force

Tight Ends2022-pres.

Hampton

Wide Receivers2020-21

Wide Receivers2015-16

Howard

Co-Off. Coord/WRs/QBs2019

Richmond

Wide Receivers2017-18

Apprentice School

Defensive Coordinator.....2014

Old Dominion

Cornerbacks2011-13

Rutgers

Quality Control2010-11

Morehead State

Wide Receivers2008-09

James Madison

Volunteer Assistant2008

seasons (1997-2000), where he was a part of the school's first conference championship team. He graduated from JMU with a degree in kinesiology, after spending five years playing arena football.

Bacote and his wife, Sara, have three children: Lake (9), Lennox (6) and Hendrix (4).

ASSISTANT COACHES

JAKE CAMPBELL

Slot Backs | 13th Year
18th Career Year
Alma Mater: Air Force, 1996
Hometown: Sacramento, CA

Jake Campbell is in his 13th season at Air Force and sixth as the slot backs coach. Campbell returned to his alma mater after four years at Claremont-Mudd-Scripps where he was offensive coordinator and quarterbacks coach in 2011. He coached running backs his first three seasons.

Campbell has been instrumental in the development of running backs Jacobi Owens, who rushed for 1,000 or more yards in back-to-back seasons and finished his career with over 3,000 yards rushing, and Tim McVey, who finished among the school's all-time bests in rushing and receiving yards per touch and kickoff return average. McVey became the first player in school history to have over 100 yards rushing and receiving in the same game which he did vs. New Mexico in 2014. In addition, he mentored Kadin Remsberg, who rushed for 1,000-plus yards in 2019 while being named offensive most valuable player in the Cheez-It Bowl. Remsberg finished his career ranked 16th in program history with 1,779 yards.

Campbell has been instrumental in the development of Brandon Lewis and Ben Waters. Lewis led the Falcons in receiving in 2022 with 30 catches for 600 yards and three touchdowns. His 30.0 yards per reception average



set a school record. Lewis had five catches for a school-bowl-record 172 yards in the First Responder Bowl victory over Louisville. He had touchdown catches of 64 and 61 yards, the third and fourth most ever in a bowl game for a Falcon. Waters recorded 22 catches for 658 yards and five touchdowns in 2019. His 29.9 yards per reception was a school record prior to Lewis' mark.

Campbell is a 1996 graduate of the Air Force Academy. His on-field accomplishments and highlights as a running back make him one of the best to ever play the position at the Academy. He captained the 1995 team that won one of the Academy's three Western Athletic Conference (WAC) championships in its history. Campbell's efforts land him in the top 10 in several areas of the Falcon record book. He is currently fifth all-time in yards per carry for a season, fifth all-time for a career. He is also seventh all-time for yards per reception for

a season and fourth in career touchdown receptions. He put together back-to-back 1,000 plus all-purpose yards his junior and senior years as a running back, receiver and kick returner. Campbell was later named to the Colorado Springs Gazette Telegraph's Air Force all-decade team of the 1990's.

Prior to joining the CMS football staff, Campbell served 10 years as an officer in the Air Force, reaching the rank of major. Campbell amassed over 1,000 flying hours as a pilot in the T-37, T-1A, and C-9A airframes. He



The Campbell File

Coaching Experience

Air Force

Slot backs 2019-pres
 Offensive Backfield 2012-18

Claremont-Mudd-Scripps

Off. Coord/QB 2011
 Off. Coord/RBs 2009-10
 Running Backs 2008

Air Force Prep School

Graduate Assistant 1996

flew the first stateside C-9A aircraft to deploy overseas in support of military operations in Kosovo. Campbell finished his military career as a contract negotiator. He was responsible for leading negotiating teams with Fortune 500 companies in contracts worth well over \$400 million to deploy the widely known and frequently used Global Positioning System (GPS).

Campbell spent one season at the Air Force Academy Prep School as an assistant football coach. His responsibilities were coaching the running backs and quarterbacks, as well as the offensive play-calling duties. While at the Prep School, he helped develop numerous eventual Falcon football stars such as Scott McKay, Qualario Brown, Nate Beard and Chris Jessup. Campbell was also a math instructor and taught calculus.

Campbell was also a Nike/SPARQ trainer and the lead running back coach for the Nike Football Training Camps held throughout the country. He has worked with some of the best athletes in the country, many who have gone on to professional and Division I careers.

Originally from North Highlands, a neighborhood in Sacramento, Calif., Campbell was a four-sport starter in high school. He lettered in football, basketball, baseball and track. Campbell was also an assistant coach for the two-time defending conference champion CMS Athena softball team. Campbell is married to the former Bonnie Anderson. The couple has a two-year-old daughter, Cora. He also has a son, Brayden.

ASSISTANT COACHES

DEONTE GIBSON

Defensive Ends | 1st Year
6th Career Year

Alma Mater: Northwestern, 2017
Hometown: Cleveland, OH

Deonte Gibson enters his first year as defensive ends coach at Air Force. Gibson comes to the Academy from Youngstown State, where he spent two seasons as defensive line coach. In 2023, he was tabbed YSU's Defensive Run Game Coordinator.

The Guins had a great amount of success in 2023 winning eight games and advancing to the FCS Playoffs for the first time in seven seasons. The experience the defensive line featured made a big impact in the Guins' postseason run.

The defense held nine opponents to 111-or-fewer yards rushing in a game throughout the year and four times YSU held an opponent to under 155 yards passing in a game. Overall, the unit allowed just 102.2 yards rushing per game. The lowest per game total since 2012 and the second lowest since 1998 and ranked 10th in the FCS in rushing defense (102.2 ypg).

On seven occasions, the Guins held opponents to three-or-less third-down conversions and held Indiana State to no conversions on 10 tries. The Guins held Southern Illinois and Duquesne to under 100 yards passing.

Leading the defensive line was Dylan Wudke who was named second-team All-MVFC as well as defensive tackle Chris Fitzgerald. Fitzgerald led the unit with 36 total tackles and was one of four players on the team with five sacks. Wudke had five sacks and 34 stops in his final season. Fitzgerald, Wudke and Anthony Johnson started all 13 games while Andres Lehrmann started the first 11 with Hunter Allen starting the final two. Also finishing with five sacks were Johnson and Devin



Lee while Allen, Deamontae Diggs and Dawan Martin had four sacks each.

In May 2022, he received an NFL Bill Walsh Diversity Coaching Fellowship and worked with the Cleveland Browns during their offseason organized team activities in Berea under standout defensive coordinator Jim Schwartz.

The YSU defensive line was one of top units in the Missouri Valley Football Conference in 2022. The Guins had three All-MVFC selections as Wudke (second team), James Jackson (honorable mention) and Fitzgerald (honorable mention) each earned conference honors.

Wudke finished the season third on the team with 43 tackles, including 12 TFLs and five sacks. Fitzgerald was seventh on the team with 36 tackles, including 6.5 TFLs while Jackson had 17 tackles, 5.5 TFLs and four sacks. Other key playmakers up front on a deep and talented unit included Lehrmann (three sacks), Diggs, Johnson, Michael Voitus (three sacks), Allen (three sacks), Jaelen Crider (three sacks), Martin and Lee.

Entering the year, the roster had combined for 10 sacks in their YSU careers. In 2022, the group had an eye-popping 29 sacks while Jackson added a team-best six QB hurries. Other noteworthy improvements in a year's time included points allowed per game (ranked fourth in the MVFC at 25.4), rush yardage defense (ranked third in the conference at 120.2), total defense (ranked fifth in the conference at 354.1) and tackles for loss (first in the conference at 74).

Gibson spent two campaigns at Akron serving as the outside linebackers and defensive ends coach for the Zips before joining



The Gibson File

Coaching Experience

Air Force

Defensive Ends2024-pres.

Youngstown State

Defensive Line.....2022-23

Run Game Coordinator2023

Cleveland Browns

NFL Bill Walsh Diversity

Coaching Fellowship2022

Akron

Outside Linebackers2020-21

Eastern Illinois

Defensive Line.....2019

the YSU staff.

Gibson served as the defensive line coach at Eastern Illinois in 2019. He coached second-team All-Ohio Valley Conference nose tackle Terrell Greer. A part of defensive staff that coached EIU to the sixth-most tackles for loss in school history (86), his defensive unit ranked No. 30 in FCS in total defense and No. 29 in FCS in team tackles for loss.

A 2015 graduate of Northwestern University, he worked as the defensive graduate assistant at his alma mater in 2017 and 2018, helping the Wildcats to the Big Ten West Division title and two bowl appearances for Pat Fitzgerald.

A four-year letter winner for Northwestern (2011-16), Gibson was a third-team All-Big Ten selection and a three-time Academic All-Big Ten pick. He served as a team captain as a senior and finished ranked seventh on NU's all-time sacks list. As a player, Gibson experienced three bowl games – the Meineke Car Care Texas Bowl, the Gator Bowl and the Outback Bowl.

Following graduation, Gibson played professional football with the Tampa Bay Buccaneers and the Detroit Lions in 2016.

A native of Cleveland Ohio, he earned a bachelor's degree in communication studies in 2015 and a master's degree in integrated marketing communications in 2017, both from Northwestern. Gibson attended St. Edward High School where he served as team captain of the first state championship football team in school history.

Gibson and his wife Dominique were married in the March of 2020, and the couple has two dogs, Milo and Reina.

ASSISTANT COACHES

TIM HORTON

**RBs/Special Teams Coord. | 11th Year
35th Career Year**
Alma Mater: Arkansas, 1990
Hometown: Conway, AR

Tim Horton is in his fourth season as running backs coach and special teams coordinator at Air Force. Horton returned to the Academy in 2021 after coaching wide receivers and running backs under legendary Air Force head coach Fisher DeBerry from 1999-2005.

In Horton's three seasons with the Falcons, the offense led the nation in rushing in 2021 with a 327.7 average and in 2022 with a 326.7 norm. In 2023, the Falcons were second in the nation in rushing. Air Force has won 29 games and three bowl games over Louisville, Baylor and James Madison since his return.

The kicking game has flourished with kicker Matthew Dapore, a Lou Groza Award National Placekicker of the Year semifinalist, and punter Carson Bay.

Horton came to the Academy after spending the previous two years as running backs coach at Vanderbilt. Horton has a wealth of experience in the Southeastern Conference, coaching for over a decade as an offensive assistant at Auburn and Arkansas. During that time, he coached five SEC Players of the Year and nine all-conference running backs.

In 2019, Horton's top Vanderbilt pupil Ke'Shawn Vaughn topped the Commodore



offense with 1,298 all-purpose yards. Vaughn went on to be selected by the Tampa Buccaneers with the 76th overall pick of the NFL Draft.

From 2013-18, Horton served as Auburn's running backs coach. He also served as the Tigers' recruiting co-ordinator in 2015-16 and special teams coordinator in 2017.

From 2013-18, Horton coached four running backs that paced the SEC in rushing: Heisman Trophy finalist Tre Mason (2013), Cameron Artis-Payne (2014), Kamryn Pettway (2016) and Kerryon Johnson (2017). Mason and Johnson both earned SEC Offensive Player of the Year honors during Horton's tenure.

In 2013, Auburn became the first and only SEC team to lead the nation in rushing. In 2017, Horton coordinated special teams for the Tigers and coached kicker Daniel Carlson, who

was the SEC's special teams player of the year. Horton became the only assistant in league history to coach the SEC offensive and special teams players of the year in the same season.

From 2007-12, Horton served a similar capacity at the Arkansas where he starred as an undergraduate in the late 1980s. At Arkansas, where he was also recruiting coordinator, Horton was one of just two coaches in the nation to coach four different 1,000-yard rushers from 2007-10, including 2007 Doak Walker Award winner Darren McFadden and All-American Felix Jones.



The Horton File

Coaching Experience

Air Force

RBs/Spe. Teams Coord..... 2021-Pres.
 Receivers/RBs 1999-2005

Vanderbilt

Running Backs..... 2019-20

Auburn

Running Backs..... 2013-18
 Special Teams Coord..... 2017

Arkansas

Running Backs..... 2007-12
 Recruiting Coord..... 2008-12

Kansas State

Running Backs..... 2006

Appalachian State

TEs/RBs/WRs/Rtrns 1990-98
 Recruiting Coord..... 1993-98

Horton has played or coached in 19 bowl games, including the 2013 NCAA national championship game.

Horton has also succeeded in preparing running backs for the NFL. Thirteen different running backs coached by Horton have become NFL starters, including McFadden, Jones, Peyton Hillis, Mason, Artis-Payne, Payton Barber, Vaughn and Johnson.

Prior to coaching at Arkansas, Horton spent the 2006 season as the running backs coach at Kansas State and was the wide receivers and running backs coach at Air Force from 1999-2005. The Falcons led the nation in rushing in 2002. He began his coaching career at Appalachian State in 1990, helping the program to a 67-32 record during eight seasons, including Southern Conference championships in 1991 and 1995 and five NCAA Division I-AA playoff appearances.

Horton was a four-year letterwinner at Arkansas, starting as a split end and punt returner from 1987-89. As a senior captain, Horton earned second-team All-SWC honors. During Horton's Arkansas playing career, the Razorbacks compiled a 38-11 record, won back-to-back SWC titles (1988-89) and appeared in four straight bowl games. His senior class is the winningest in program history. In 2019, Horton was inducted into the inaugural Conway, Ark., High School Wampus Cat Hall of Fame and in 2021, he was inducted into the Arkansas Sports Hall of Fame.

Horton and his wife, Lauren, are the parents of a daughter, Caroline, and a son, Jackson.

CHARLIE JACKSON

Asst. Head Coach/DBs | 3rd Year
 24th Career Year
 Alma Mater: Air Force, 2000
 Hometown: Vienna, GA

Charlie Charlie Jackson enters his third year at Air Force as assistant head coach and defensive backs coach. Jackson's first two years have been highly successful, as he coached Trey Taylor to first-team All-American honors, as well as the becoming the 2023 Jim Thorpe Award winner. The defensive unit as a whole has ranked in the nation's top six both years.

He came to the Academy from Kentucky State, where he served as head coach the prior three seasons. Jackson garnered national recognition for his total rebuild and overhaul of the Kentucky State program. He is the winningest (percentage) head football coach at Kentucky State since 1945, with a minimum 20 games. Jackson arrived at Kentucky State with the football program in the midst of an abysmal downward spiral that culminated in a 0-10 season in 2018. He took over a program on a 12-game losing streak and a record of 1-16 in the previous 17 games.

In Jackson's first year leading the program, the team's win total improved by seven games, the highest total win improvement in the country. His team posted victories over multiple Division I opponents for the first time in school history, and his team's 70 percent winning percentage (7-3) was the program's best in 41 years. After not competing in 2020 due to COVID-19, the next season produced more winning and the team's 14-win improvement over two seasons ranked No. 1. Jackson's team set university records for points in an away game (76), points in a home game (63), total yards in a game (746), rush yards in a game (662), Division 1 victories, most players with a 3.0 GPA (35), and many more.

Jackson was just as successful off the field. He created a program known as MaxOut Foundation - A plan of action for collegiate student-athletes: helping people, positively impacting society, and leading by example. MaxOut Foundation has been recognized throughout Kentucky and nationally for its efforts to develop well-rounded student-athletes. It has been lauded for teaching citizenship and increasing sense of belonging while broadening perspectives and asking student-athletes to consider the roles of military service, social programs, economic growth, infrastructure, and education with regard to community building. Included in MaxOut Foundation's many development and community engagement initiatives are team activities at Thomson-Hood Veterans Center, a Veterans



facility providing nursing care/rehabilitation for Kentucky Veterans, former POWs, and wounded Veterans.

Jackson was defensive assistant/defensive backs coach with the Atlanta Falcons of the National Football League (NFL) prior to Kentucky State. With the Atlanta Falcons, the defensive unit ranked NFL Top 10 in scoring defense (eighth) and total defense (ninth) for the first time in 20 years. The Atlanta defensive unit finished fifth in red zone defense and ninth in rushing defense. Atlanta defensive back, Keanu Neal, was selected to his first Pro Bowl, and defensive back, Damontae Kazee, tied for the NFL lead with 7 interceptions. Jackson served on the NCAA Headquarters Enforcement staff before joining the Atlanta Falcons. He was the NCAA's football liaison to the Southeastern Conference (SEC) and Mountain West Conference (MWC). His background also includes multiple defensive coaching roles with the Green Bay Packers and Denver Broncos, along with coaching fellowships with the Atlanta Falcons and St. Louis Rams. Additionally, he served as a college scout for the Seattle Seahawks organization. With the Green Bay Packers, the defensive unit ranked seventh in the NFL in total defense and ranked first in passing defense - the organization's best in 27 years. During his time as a college scout with the Seattle Seahawks, the organization drafted future NFL All-Pro players Richard Sherman, Bobby Wagner, Russell Wilson, and more. Jackson has collegiate experience at Colorado, UCLA, Utah State, Buffalo, and Air Force. Jackson was a defensive assistant and junior varsity coach at the Academy in 2004.

Jackson is a 2000 graduate of the Air Force Academy, where he earned a bachelor's degree in management. He later earned a master's degree in management and sports studies from California State Long Beach. Jackson was a three-year letterman in football and also participated in indoor track and field. Following his senior football season, Jackson was selected by his teammates as a permanent team captain and recipient of Air Force foot-

The Jackson File

Coaching Experience
Air Force
 Asst. Head Coach/DBs2022-pres
 Recruiting Coord/JV2004
Kentucky State
 Head Coach.....2019-21
Atlanta Falcons
 Defensive Asst2017-18
NCAA Headquarters
 Asst. Dir./Enforcement2013-16
Colorado
 Volunteer Asst.2012
Seattle Seahawks
 Scout2010-12
Denver Broncos
 Defensive Asst2007-08
Utah State
 Spec. Asst. to HC.....2006
Buffalo
 Defensive Coord./DBs.....2006
Green Bay Packers
 Defensive Quality Con.2005
UCLA
 Volunteer Asst.2002-03

ball's highest honor, the Brian Bullard Award, as the player who displays unselfishness, pride in his role, total team commitment, and 110 percent effort.

Jackson served in the Air Force before entering the coaching arena in 2004. He ascended to the rank of captain while being stationed more than four years at Tyndall Air Force Base, Fla., and Los Angeles Air Force Base, Calif. His duties included assisting in negotiations with three foreign government agencies in support of international treaty agreements.

Jackson is a native of Vienna, Georgia. He is a 1995 academic honors graduate of Macon County High School in Montezuma, Georgia. As a football player at Macon County, he was selected to the Georgia Academic All-State football team and many on the field accolades, including Georgia Region 1A Football Player of the Year and Georgia Class-A Football Defensive Player of the Year honors.

Jackson is a member of the Fellowship of Christian Athletes (FCA). His professional associations include the American Football Coaches Association (AFCA), NFL Coaches Association (NFLCA), National Association of Collegiate Directors of Athletics (NACDA), National Association of Athletics Compliance (NAAC), Minority Coaches Association of Georgia (MCAofGA), and the National Association of Collegiate Women Athletics Administrators (NACWAA)/Women Leaders in College Sports.

BRIAN KNORR

**Defensive Coord./ILBs | 13th Year
25th Career Year
Alma Mater: Air Force, 1986
Hometown: Lenexa, KS**

Brian Knorr enters his third year as defensive coordinator and fourth year linebacker coach. He coached outside linebackers in 2019 and spurs in 2018. This is Knorr's third stint with the Air Force football program. His first year as defensive coordinator in 2022 was highly successful, as the Falcons had one of the nation's top defenses. Air Force was first in total defense (254.4), second in passing defense (159.1) and third in scoring defense (13.4). The 13.4 points per game average is the sixth best in program history and best since 1997. The Falcons held 12 of 13 opponents under 21 points last season and have held 22 of 26 under 21 points the last two seasons. The group was nearly as dominant last year, ranking sixth in total defense (277.7), sixth in rushing defense (90.8) and 12th in scoring defense (18.2)

Knorr returned to the Academy from Arizona, where he served as the special teams coordinator and coached the STUD position, a hybrid defensive end and linebacker role.

Knorr has over 25 years of collegiate coaching experience that includes four seasons as the head coach at Ohio University, along with six seasons of defensive coordinator responsibilities at Ohio, Wake Forest and Indiana. Prior to his stint at Arizona, Knorr spent the 2016 season as a quality control assistant at Ohio State.

Prior to the one-year stint at Ohio State, Knorr was the defensive coordinator at Indiana during the 2014-15 seasons, where he tutored



the defensive ends and outside linebackers. In his first season, the Hoosiers made significant improvements in scoring defense (+6.0), rushing yardage (+55.1) and total yardage per game (+94.1), as well as third down conversion percentage (+10.4), sacks (+3) and tackles for loss (+13). His second season helped Indiana to a bowl berth and a six-win season for the first time in seven years.

Before his two-year stay at Indiana, Knorr served in several coaching roles at Wake Forest over six seasons. In 2008, he joined the Demon Deacons staff as wide receivers coach where he worked on the offensive side of the ball for three years, then switched sides to become co-defensive coordinator and inside linebackers coach in 2011. He was named defensive coordinator in 2012, while he continued to coach the inside linebackers, then oversaw the outside linebackers in his final season of 2013.

As the defensive coordinator at Wake Forest, the Demon Deacons produced some staunch numbers. In 2013, Wake Forest allowed only 24.1 points per game (38th nationally), 143.2 rushing yards (34th), 223.0 passing yards and 366.2 total yards (32nd) per game. A year prior, Knorr's system produced 23 turnovers to rank second in the ACC with 12 forced fumbles. In conference games, Wake Forest ranked in the top half of the conference in eight of the 12 major defensive categories.

Knorr made the second stop of his coaching career at Air Force, his alma mater, for three seasons from 2005-07. He was initially hired to coach outside linebackers and strong safeties for two seasons, then was named assistant head coach and mentored the inside linebackers in 2007.

Prior to his return to Air Force, Knorr put together a 10-year tenure at Ohio University highlighted by four seasons as the program's head coach from 2001-04 as he became the first Air Force Academy graduate to be named a head football coach at the Division I level. Previously, he was the Bobcats' defensive

The Knorr File

Coaching Experience

Air Force

Defensive Coord./ILBs2022-pres.
Inside Linebackers2020-pres.
Outside Linebackers2019
Spurs2018

Arizona

Special Teams Coord.....2017

Ohio State

Quality Control/Kicking.....2016

Indiana

Def. Coord./DEs/OLBs.....2014-15

Wake Forest

Def. Coord./OLBs2013
Def. Coord./ILBs2012
Co-Def. Coord./ILBs2011
Wide Receivers2008-10

Air Force

Asst. Head Coach/ILBs2007
OLBs/Safeties.....2005-06

Ohio

Head Coach.....2001-04
Inside Linebackers1995-00

Air Force

JV/Varsity Asst.1992-94

coordinator in 1999-2000 and a linebacker's coach from 1995-98.

The Bobcats' defense ranked in the top five in the Mid-American Conference in scoring, rushing and total defense every year in his time as coordinator, and five players earned all-conference accolades. Additionally, Knorr oversaw Ohio's special teams, including in 2001 when the Bobcats led the NCAA in punting. Punter Dave Zastudil earned first team All-America honors that season and went on to an 11-year professional career with the Baltimore Ravens, Cleveland Browns and Arizona Cardinals. He is one of seven players overall coached by Knorr to go on to professional careers.

Knorr began his coaching career at the Academy, serving as assistant offensive line coach, head junior varsity coach and administrative assistant to the head coach from 1992-94. He joined the Falcons following five years as a captain on active duty, stationed at Wright-Patterson Air Force Base in Dayton, Ohio.

As a three-year letterman, Knorr quarterbacked Air Force to three bowl appearances. He served as a team captain his senior season.

Knorr received a bachelor's degree in management from the Air Force Academy in 1986 and an M.B.A. from Dayton in 1991. He and his wife, Julie, have a daughter, Katie, and twins, Reagan (daughter) and Brett (son).

ASSISTANT COACHES

KEN LAMENDOLA

Inside Linebackers | 3rd Year
11th Career Year
Alma Mater: Air Force, 2011
Hometown: Westlake, OH

Ken Lamendola enters his third year as inside linebackers coach at Air Force. Lamendola has had an immediate impact, helping to lead a defense that ranked No. 1 nationally in total defense (254.5), second in passing defense (159.1), third in scoring defense (13.4) and sixth in rushing defense (95.3). The 13.4 points per game average is the sixth best in program history and best since 1997.

The group was nearly as dominant last year, ranking sixth in total defense (277.7), sixth in rushing defense (90.8) and 12th in scoring defense (18.2). The inside linebackers corps was highly successful, Alec Mock who led the Falcons in tackles with 93. He was the 16th highest graded linebacker nationally by Pro Football Focus and was the conference defensive player of the week for the Sam Houston game. Johnathan Youngblood was second with 85 stops and tied for the team lead in interceptions with three. He was a first-team all-conference honoree by Pro Football Focus.

In 2022, TD Blackmon was second on the team in tackles with 68 and tackles for loss with 9.5 for 55 yards. Blackmon was an honorable mention all-conference selection and ranked as the sixth highest-graded linebacker in the nation by Pro Football Focus.

Lamendola came to the Academy from Furman, where he spent five years as the Paladins' inside linebackers coach and three



as recruiting coordinator.

In his first year on staff, Lamendola was forced to manage early season-ending injuries to three senior starters — a task he accomplished in solid fashion by overseeing the development of a pair of Southern Conference All-Freshman Team performers, including Elijah McKoy, who finished the season with 81 tackles on the Paladins' 8-5 squad that advanced to the FCS playoffs, and Reynard Ellis, who was on the Jerry Rice Award watch list.

In 2018, he helped first-year starter Donovan Perryman play a key role in the squad's strong stretch run that saw the Paladins register five wins over their final six games to claim a share of the program's 14th SoCon championship.

In 2019, freshman inside linebacker Braden Gilby fashioned an impactful first season, earning SoCon All-Freshman honors and was a Phil Steele Freshman All-American team member while helping Furman to an 8-5 campaign, an at-large berth to the FCS playoffs, and AFCA No. 19 final national ranking. This past season, freshman linebacker Nicky Kuzemka earned SoCon all-conference honors.

The quality work Lamendola has turned in with his players on the field has been mirrored by the stellar recruiting effort he has directed the last two years. Furman's 2019 class was rated 16th nationally while the 2020 class was second nationally.

Lamendola came to Furman from Air Force Academy Preparatory School, where he coached inside linebackers for two seasons from 2015-17.

Lamendola's playing career spanned five seasons (2007-11) and was highlighted by a sophomore campaign that saw him rack up 118 tackles and earn honorable mention All-Mountain West Conference honors as an inside linebacker before injuries curtailed his playing time.

The Westlake, Ohio, product totaled 24 tackles before a season-ending knee injury as the 2009 Air Force squad defeated 25th-ranked

The Lamendola File

Coaching Experience

Air Force

Inside Linebackers2022-pres.
 Defensive Analyst2015-17

Furman

Inside Linebackers2017-21

Air Force Prep School

Inside Linebackers2015-17

Houston, 45-20, to win the Armed Forces Bowl. The next year he was a member of a Falcons' squad that went 9-4 and beat Georgia Tech, 14-7, in the Independence Bowl, and in 2011 he served as team captain in helping Air Force capture the Commander-in-Chief's Trophy, which is awarded annually based on head-to-head results among the three service academies.

Lamendola is a December 2011 graduate of the Academy, where he earned a bachelor's in management. He has completed graduate level studies in United States Air Force Fundamentals of Acquisition Management at Wright-Patterson Air Force Base in Dayton, Ohio, and holds a master's degree in human resources from the University of Oklahoma.

He served one year as a program manager for Air Force One in the Very Important Person Special Air Mission (VIPSAM) and Special Duty Division at Tinker Air Force Base in Oklahoma. An 18-month stint as executive officer in the VIPSAM Special Duty Division followed before he was assigned program manager duties in the E-4B Commercial Derivative Aircraft Division in Sept. of 2014. Among his many tasks there were enabling critical decision making capability to the Secretary of Defense and the National Airborne Operations Center for the \$150 million/year E-4B fleet and spearheading a \$400 million-dollar Low Frequency Transmit System replacement.

STEED LOBOTZKE

Offensive Line I 10th Year
29th Career Year
Alma Mater: Air Force, 1992
Hometown: Roseville, CA

Steed Lobotzke enters his 10th year at Air Force and eighth as the offensive line coach. Lobotzke coached tight ends his first two years at the Academy.

His work with the offensive line has been impressive. The offensive line has helped Air Force to three straight national rushing titles from 2020-22. Air Force became only the second program to lead the nation three consecutive years and first since 2008. Air Force finished second last season with a 281.5 average and center Thor Paglialong was a first-team all-Mountain West selection while tackle Adam Karas was a second-team honoree.

The Falcons averaged 326.7 yards per game in 2022 and the offensive line was a semifinalist for the Joe Moore Award, given annually to the top unit in the nation. The offensive line went wire-to-wire leading the nation setting a record of 15 consecutive weeks in the top spot. Air Force also led the nation in time of possession for the second straight year with a 36:33 mark.

The Falcons averaged 327.7 yards per game in 2021 and led the nation for a then-program-record 10 consecutive weeks. The line became the first Group of 5 squad to become a finalist for the Joe Moore Award. The line, nicknamed The Diesel, was outstanding all season, as the unit had eight different starting lineups, including three different centers. Air Force also led the nation in time of possession with a 36:35 mark.

Air Force earned the national rushing title in 2020 with a 305.7 per-game average. The Falcons won their fourth straight conference



rushing title. The group allowed just two quarterback sacks to lead the Mountain West and rank third nationally. The Falcons led the conference and ranked 17th nationally in time of possession with a 32:30 mark while producing five 100-yard rushing games in 2020.

Lobotzke coached senior Isaac Cochran, a second-team Walter Camp All-America selection and first-team all-conference honoree. Cochran is just the fifth Walter Camp All-America selection in program history and he is the first Air Force offensive lineman to earn first or second-team All-American honors since 1982. Lobotzke's first season at the Academy as tight ends coach saw tight end Garrett Griffin develop into a free-agent signee by the New Orleans Saints.

Lobotzke came to the Academy after spending the 2014 season at Winston-Salem State where the Rams made a trip to the CIAA Championship. He spearheaded the Ram offense that recorded eight-straight 400-plus yard games and Winston-Salem State ended the year with a No. 10 national ranking.

Prior to WSSU, Lobotzke spent 13 years at Wake Forest, including 11 seasons as the Deacons' offensive coordinator and offensive line coach. He also coached the running backs, tight ends and fullbacks. During his tenure, the Wake Forest offense broke many school and ACC records.

In 2012, junior wide receiver Michael Campanaro caught 7.9 passes per game, which led the ACC and was the second-best mark in ACC history. His 79 receptions in 2012 were the fourth-highest single-season mark for a Wake Forest player and were achieved despite the fact that he missed almost three games with an injury. Campanaro's 16 catches against Boston College set an ACC single-game record.

The 2011 team came within a field goal of playing for the ACC championship and went to the Music City Bowl. The squad scored 338 points - third-best in Wake Forest history - and only had 12 turnovers, which was the lowest total in school history and the best in the ACC that season.

The Lobotzke File

Coaching Experience

Air Force
 Offensive Line 2017-Pres.
 Tight Ends 2015-16
 Graduate Assistant 1993
Winston-Salem State
 Off. Coord., Off. Line..... 2014
Wake Forest
 Off. Coord, Off. Line 2003-13
 Offensive Line 2001-02
Ohio
 Offensive Line 1997-00

In 2006, Wake Forest won 11 games and the ACC Championship. The offense produced 4,298 yards, the third-highest total in school history, and put up Wake Forest's fourth-best scoring season with 302 points. Wake Forest also ranked sixth in the nation in fewest turnovers. Freshman quarterback Riley Skinner was named ACC Rookie of the Year after leading the ACC in pass efficiency (139.6) and breaking the Wake Forest record for completion percentage (65.8 percent). On November 13, 2006, Lobotzke was chosen as the Master Football Coaches MCS Nike Offensive Coordinator of the Week after Wake Forest defeated Florida State 30-0 in Tallahassee.

Lobotzke went to Wake Forest along with head coach Jim Grobe after serving under Grobe the previous four years at Ohio University as the centers and guards coach. In his four seasons at Ohio, the offensive line paved the way for four of the top five rushing seasons in school history.

Lobotzke's ties with Grobe go back to their days at the Air Force Academy when Grobe personally recruited him. The northern California native attended the Academy and lettered on the football team in 1990-1991, playing on the offensive line. As a player, Lobotzke helped lead Air Force to three Liberty Bowl appearances. He earned second-team All-Western Athletic Conference honors as a junior and was named to the first team as a senior before being invited to play in the East-West Shrine Football Classic.

After graduating from the Academy in 1992 with a degree in economics, Lobotzke began his coaching career at his alma mater. He served as a graduate assistant in the 1992-93 season, helping lead the team to another Liberty Bowl berth in 1992. Following his tour of active military duty, Lobotzke joined the Ohio staff in 1997.

Lobotzke is married to the former Kristin Hazen of Warren, Ohio. They have two daughters, Capri, a junior at Ole Miss, and Gia, 16; and one son, Anthony, nine.



ASSISTANT COACHES

MATT MCGETTIGAN

Strength and Conditioning | 18th Year

38th Career Year

Alma Mater: Luther College, 1987

Hometown: Darlington, WI

Matt McGettigan is in his 18th season as the strength and conditioning coach for the Falcon football team.

Widely considered one of the best in the country, McGettigan helped transform the Falcon program. Prior to his coming to the Academy, the Falcons had posted a 12-24 record over the second half of the season from 2001-06. Since his arrival, the Falcons have won over 75 percent of their games over the second half of the season. Air Force is 20-7 the last three seasons over the last half of the season, including five straight bowl wins, including three straight over Power 5 programs. In addition to being in better physical shape, the Falcons have seen fewer significant injuries.

McGettigan has played a key factor in some of the more remarkable physical accomplishments since coming to the Academy. All-American fullback Brad Roberts played 30 career games, never missing one due to injury. Roberts set the program record for ca-



reer carries with 707, while posting the two-highest carry seasons in Air Force history. He rushed for 1,352 yards on 298 carries in 2021, then topped both marks with school records of 345 carries for 1,728 yards last season.

His work with 2007 All-American Chad Hall, a 5-foot-8, 185-pound do-everything runner who averaged over 32 touches per game over the last seven weeks of the 2007 season, is also impressive. Hall went on the play in the National Football League for several seasons.

McGettigan also helped develop Ben Garland, who played nine seasons in the NFL, most recently for the San Francisco 49ers. Garland was a defensive lineman in college and has

played both offense and defense in the NFL. Garland has been a part of three Super Bowl teams, including the 54th edition with San Francisco. McGettigan worked close with long snapper Austin Cutting, who was a rookie with the Minnesota Vikings in 2019. He was the team's starting long snapper for two seasons.

McGettigan received the ultimate affirmation of excellence when he earned recognition as the 2001 National Collegiate Strength and Conditioning Coach of the Year by the Professional Football Strength and Conditioning Coaches Society. The award underscored the respect McGettigan

The McGettigan File

Coaching Experience

Air Force

Strength/Conditioning 2007-Pres.

Iowa State

Strength/Conditioning 1996-06

Notre Dame

Strength/Conditioning 1991-95

Wis.-Platteville

Strength/Conditioning 1987-90

has from his peers.

McGettigan joined the Iowa State staff in 1996 with head coach Dan McCarney. He spent 11 years with the Cyclones before coming to Air Force in the summer of 2007.

Prior to his stint in Ames, he was an assistant strength and conditioning coach at Notre Dame from 1991-95. Before his work with the Fighting Irish, McGettigan served as the strength and conditioning coordinator for Wisconsin-Platteville from 1987-90.

McGettigan completed his undergraduate work in physical education at Luther College in Decorah, Iowa, in 1987, where he was a three-year starter on the football team. He is a member of the National Strength and Conditioning Association. In January 1989, McGettigan received his certification as strength and conditioning specialist. He earned his master's degree in 1989 from Wisconsin-Platteville.

A native of Darlington, Wis., McGettigan is married to the former Darla Hook of Charles City, Iowa. They have two children, Mariah and Colin.



ALEX MEANS

Defensive Line I 7th Year
8th Career Year
Alma Mater: Air Force, 2013
Hometown: Mankato, MN

Alex Means is in his third season as defensive line coach at Air Force after spending the previous two seasons as the outside linebacker's coach. This season is his seventh overall as an assistant. He was the assistant defensive line coach his first two years.

The defense has ranked in the top six nationally the last four years. Air Force ranked sixth in total defense (277.7) last season, sixth in rushing defense (90.8) and 12th in scoring defense (18.2).

Means coached a pair of first-team all-Mountain West selections in edge rusher Bo Richter and defensive end PJ Ramsey. Richter led the MW in tackles for loss with 19.5 and sacks with 10.0. He was named to the Associated Press all-Bowl team with a 4.5 tackle for loss performance vs. James Madison in the Armed Forces Bowl. Ramsey was fifth in the MW in sacks 7.5 and added 11.5 tackles for loss. Junior Payton Zdroik has added recorded 14 tackles for loss and 9.0 sacks the last two seasons.

Means helped the Air Force defense to a No. 1 national ranking in total defense (254.5), second in passing defense (159.1), third in scoring defense (13.4) and sixth in rushing



defense (95.3). The 13.4 points per game average is the sixth best in program history and best since 1997.

Means developed all-conference outside linebacker Vince Sanford, who was one of the most disruptive players in the nation in 2021 and 2022. He was among the league leaders in several categories, ranking sixth in forced fumbles (.31) and fourth in sacks (.73) and tackles for loss (1.3). Sanford led the team with 17 tackles for loss for 118 yards which ranks sixth in program history. He also had 9.5 sacks for 91 yards which ranks eighth in school history.

Means has been key to an outstanding Air Force defense the last three seasons. The Falcons finished the 2021 campaign fourth in the nation in total defense, allowing just 296.5 yards per game. The team was ninth in rushing defense (102.2 ypg.), 16th in scoring defense (19.8 ppg.) 19th in passing yards allowed (194.4 ypg.) and 28th in sacks with a total of 37, the most since the 2015 season.

The 2020 defense was among the top units in program history, finishing third nationally in scoring defense with a 15.0 average. The 15.0 mark is the best at the Academy since 1997. The team also ranked fifth nationally in passing yards allowed (166.8) and fourth in redzone defense (.692). The defense was third in the conference and 20th nationally in scoring defense with a 19.8 norm in 2019. The unit allowed just 100.5 yards per game, which is the best single season mark in program history, breaking the mark of 109.0 set in 1985. The defense allowed just 319.6 yards per game which is

The Means File

Coaching Experience

Air Force

Defensive Line.....2022-pres.
 Outside Linebackers2020-21
 Asst. Defensive Line2018-19
 OLBs, USAFA Prep2017
 Graduate Assistant2014

the best single season mark in the program since 2009.

In 2019 Means developed a defensive line unit that was anchored by two all-conference defensive linemen, Mosese Fifita and Jordan Jackson. Fifita recorded 48 total tackles and had 7.5 tackles for loss and 6.0 sacks which are the best marks by an Air Force defensive lineman since all-conference performer Ben Garland in 2009. Fifita was the first Falcon defensive lineman to earn first-team all-conference honors since 2015. Jackson was drafted in the sixth round, No. 194 overall, by the New Orleans Saints in the NFL Draft. Jackson closed his career as one of the all-time leaders in tackles for loss and sacks yardage at Air Force. He recorded 29.5 tackles for loss for 181 yards which is eighth in program history. He had 15.5 sacks for 137 yards which ranks second at Air Force.

Means is a 2008 high school graduate from East High School in Mankato, Minnesota. As a four-year letterman at the Air Force Academy, Class of 2013, Means was a two-time captain and led the team in tackles, tackles for loss, sacks, interceptions, and pass break ups over his career. He was named the team's most valuable player. A second-team all-Mountain West selection in 2012 as a senior, Means was selected to play in the Raycom College All Star Game. He earned his bachelor's degree in sociology.

Means began his coaching career at the Air Force Academy in 2014, serving as a graduate assistant coach for outside linebackers. He then served as a logistics readiness officer at Offutt Air Force Base, Neb., before serving as the Logistical Commander and Director of Operations for the Air Force's Deployment Transition Center in Ramstein Air Base, Germany.

Means and his wife, Perri, have two daughters, Leo and Scotland, and three sons, Dallas, Atlas, and Haakon.

ASSISTANT COACHES

BRETT SKENE

Asst. OL/Specialists I 7th Year
7th Career Year
Alma Mater: Air Force, 2011
Hometown: Littleton, CO

Brett Skene enters his third season as the specialist coach and assistant offensive line coach. He served as an offensive assistant in 2021. This season is his seventh overall with Air Force football. He served as an offensive analyst prior from 2018-20.

His work with the offensive line has been impressive. The Falcons finished second nationally in rushing last season with a 281.5 average. The Falcons averaged 326.7 yards per game in 2022 to win a third straight national rushing title. The unit was a semifinalist for the Joe Moore Award, given annually to the top unit in the nation. The offensive line went wire-to-wire leading the nation setting a record of 15 consecutive weeks in the top spot. Air Force also led the nation in time of possession for the second straight year with a 36:33 mark.

Skene helped the Air Force offense to averages of 31.0 points per game, which ranked fourth in the conference, and 423.5 total yards, which was also fourth in 2021. The



Falcons won their second straight national rushing title with a 327.7 average to rank as the only team in the nation to average 300-plus for a second consecutive year.

Skene came to the football program full time after serving as an instructor of management at the Academy from 2018. Prior to that, he served as an acquisition manager at Los Angeles Air Force Base, Calif., from 2015-18. He began his military career as an acquisition manager at Patrick AFB, Fla., from 2011-15.

Skene is a 2011 graduate of the Academy where he earned his degree in management. He played football from 2007-08, then served as a student assistant from 2009-10. He later

earned his master's in business administration (MBA) from Louisiana-Monroe in 2014.

His post-graduate coaching career began at Chadwick School in Peninsula Palos Verdes, Calif., as an offensive coordinator from 2016-18 while stationed in California.

Skene is a native of Littleton, Colo., and a 2007 graduate of Mullen High School.



The Skene File

Coaching Experience

Air Force

Specialists/Assistant OL2022-pres.
Offensive Assistant2021
Football Analyst2018-20

Chadwick High School

Offensive Coordinator2016-18

ASSISTANT COACHES

TAYLOR STUBBLEFIELD

Wide Receivers | 2nd Year
18th Career Year
Alma Mater: Purdue, 2005
Hometown: Yakima, WA

Taylor Stubblefield is in his second season as wide receivers coach at Air Force. This is his second stint in the program, as he previously served as wide receivers coach in 2017-18.

During his first stint at Air Force, he helped develop a wide receiving corps that featured record-setters Marcus Bennett and Geraud Sanders. Bennett, the team's leading receiver in 2017, had five catches for 161 yards and two touchdowns vs. Navy. His 161 yards are the 13th most in school history and his 32.2 yards per catch ranks third all-time. Sanders was one of nine receivers to score a touchdown on the first catch of his career in 2017.

Last season Air Force led the nation in yards per catch with an average of 20.1. The Falcons led nation every week of the season.

Stubblefield comes to the Academy from Penn State, where he was receivers coach and offensive recruiting coordinator the last three seasons. During the 2021 season, he helped develop third-team All-America wide receiver Jahan Dotson, who was a Biletnikoff Award and Walter Camp player of the year semifinalist and finished his stellar career third all-time at Penn State in career receiving touchdowns (23) and fourth in receptions (175) and receiving yards (2,620). He was later selected in the first round of the NFL draft.

He also helped tutor true freshmen DeAndre Lambert-Smith and Parker Washington, who



became the first pair of true freshmen receivers to start in a game for Penn State since 2014. Washington earned freshman All-America honors and set a freshman record at PSU with nine touchdowns. He was drafted in the sixth round of the NFL draft by Jacksonville.

Prior to Penn State, Stubblefield was the wide receivers coach at Miami, helping the Hurricanes to the Independence Bowl. Prior to his first stint at Air Force, Stubblefield was wide receivers coach for the Canadian Football League's (CFL) Toronto Argonauts in 2016 and was at Utah from 2014-15. He guided Britain Corey to Pac-12 all-Freshman team honors while at Utah.

Prior to coaching at Utah from 2014-15, he coached at Central Washington (2007), Eastern Michigan (as a graduate assistant in 2008), Illinois State (2009-10), Central Michigan (2011), New Mexico (2012) and Wake Forest (2013).

While at Wake Forest, his leading receiver, Michael Campanaro, was named second-team all-Atlantic Coast Conference. While at Central Michigan, Stubblefield coached three third-team all-Mid-American Conference receivers in Titus Davis, Courtney Williams and Cody Wilson. Davis was a Phil Steele Freshman All-American.

In his two years at Illinois State, Stubblefield mentored three all-Missouri Valley Football Conference honorees, including first-team receiver Eyad Salem. Salem set a school record for receptions in a season with 92. Stubblefield also had two receivers named to the MVFC all-Newcomer team during his time at Illinois State.

As a player at Purdue, Stubblefield was a consensus All-American and a 2004 finalist for the Biletnikoff Award, presented to the most outstanding receiver in college football. He finished his career (2001-04) with an NCAA record 316 receptions. He is the all-time leader in the Big Ten in receptions and ranks second in Big Ten history with 3,629 receiving yards.

Stubblefield's performance against Wash-

The Stubblefield File

Coaching Experience

Air Force

Wide Receivers2023-pres.

Penn State

WRs/Off. Rec. Coord.....2021-22

Wide Receivers2020

Miami, FL

Wide Receivers2019

Air Force

Wide Receivers2017-18

Toronto Argonauts

Wide Receivers2016

Utah

Wide Receivers2014-15

Wake Forest

Wide Receivers2013

New Mexico

Wide Receivers2012

Central Michigan

Wide Receivers2011

Illinois State

Wide Receivers2009-10

Eastern Michigan

GA/Wide Receivers.....2008

Central Washington

Wide Receivers2007

ington State in the 2001 Sun Bowl (nine receptions, Sun Bowl-record 196 yards, two touchdowns, Sun Bowl-record 244 all-purpose yards) earned him a spot on the Sun Bowl's 75th anniversary team. His 16 receiving touchdowns in 2004 are a Purdue single-season record.

After graduating from Purdue in 2005 with a degree in organization leadership and supervision, Stubblefield had professional stints with the NFL's Carolina Panthers and St. Louis Rams as well as the Canadian Football League's Hamilton Tiger-Cats.

A native of Yakima, Wash., Stubblefield and his wife, Georgia, have a son, Jagger.



ASSISTANT COACHES

MIKE THIESSEN

**Offensive Coordinator/QBs | 18th Year
20th Career Year
Alma Mater: Air Force, 2001
Hometown: Modesto, CA**

Mike Thiessen is in his 18th season as an assistant coach at the Academy. This season is his 11th as the solo offensive coordinator after four years of sharing the duties, and his eighth as the quarterback coach. Thiessen is the longest tenured offensive coordinator in the nation.

As offensive coordinator, Thiessen has led a unit over the last 10 years that has been in the top four of the nation in rushing each year, averaged 30-plus points per game, been in the top three nationally in passing yards per completion and among the top 10 in third-down percentage. This has been one of the most productive offensive eras in Academy history. The Falcons won three straight national rushing titles, becoming just the second program to win three titles and first since 2008. The Falcons have been the only team to average 300-plus nationally in three of the last four seasons. The Falcons led the nation in time of possession in 2021 with a 36:35 and again in 2022 with a 36:33 average. Thiessen received national recognition in 2021 as a Broyles Award candidate for assistant coach of the year.

He guided quarterback Zac Larrier to an outstanding 2023 campaign in his first year as a starter. Larrier was a Davey O'Brien National Quarterback Award Class of 2023 member, one of 35 nationally. He tied the program record for most wins to start a career with eight and finished the season with the second-best quarterback efficiency rating in program history (187.10).



He guided quarterback Haaziq Daniels to one of the most successful careers in program history. Daniels finished his career ranked fifth in quarterback winning percentage (71.0), second in wins (22), ninth in total offense (4,176), third in efficiency rating (152.80) third in average gain per completion (20.1) and third in interception avoidance (.033). Daniels was selected as the game's most valuable player in the bowl wins over Louisville in the First Responder Bowl in 2021 and Baylor in the Armed Forces Bowl in 2022.

Thiessen also helped quarterbacks Karson Roberts and Arion Worthman to bowl most valuable player honors. Roberts finished his senior campaign leading the team to a Mountain West division championship while Worthman finished the 2017 season in the top 10 in the conference in four categories. As receivers coach, Thiessen was instrumental in the development of Jalen Robinette, who finished his career as the all-time leading receiver in school history with 120 catches for 2,697 yards and 18 touchdowns. He was also a key contributor in the development of All-American Chad Hall, the conference offensive player of the year in 2007. Hall caught 50 passes, the sixth most in school history,

for 524 yards, while rushing for 1,478 yards, which ranks second all-time in school history. Hall played six seasons in the NFL and earned a Super Bowl appearance with the San Francisco 49ers.

A two-sport star during his collegiate career, Thiessen was an All-American baseball player as a centerfielder in the spring of 2000 and was the Mountain West Conference football offensive

The Thiessen File

Coaching Experience

Air Force

Off. Coordinator/QBs.....2015-Pres.
Off. Coordinator/WRs.....2014
Asst. Head Coach/WRs2011-13
Co-Offensive Coord.
Offensive Coord/WRs2008-10
Wide Receivers2007-08
AFA Prep Off. Coord.....2004-06

player of the year in the fall of 2000. A two-year starter at quarterback, Thiessen led the team in rushing and was among the conference leaders in rushing yards and touchdowns in 2000.

He capped off his career by earning offensive most valuable player honors while leading Air Force to a 37-34 win over Fresno State in the Silicon Valley Classic. Thiessen finished the game with 99 yards rushing and 204 yards passing.

Thiessen was a team captain as a senior, while rushing for 713 yards and 10 touchdowns and passing for 1,687 yards and 13 scores in 2000. On the diamond, he set 10 Academy records (six career and four single-season), including a 33-game hitting streak which stood for 17 years. He was inducted into the Air Force Athletics Hall of Fame in 2017, as part of the school's sixth class, and served on the selection committee for the class of 2019.

After graduation in 2001, Thiessen was a 42nd round draft pick of the Arizona Diamondbacks in 2001. He played in 27 games with the Yakima Bears "A" team and led the squad with a .308 batting average. His first military assignment was at Luke Air Force Base, Ariz., working in the 62nd Fighter Squadron.

He entered the World Class Athlete Program and played with the Lancaster Jethawks, an advanced A affiliate of the Diamondbacks in 2003. He hit .278 with five homers and 42 runs scored in 85 games. Following that season, he returned to Luke and worked in personnel.

After three years at Luke AFB, Thiessen returned to the Academy to teach and coach at the USAFA Prep School. He served as an instructor in algebra, calculus and chemistry and was the offensive coordinator for the football team for three seasons before joining the Academy staff in 2007.

Thiessen and his wife, the former Kristen McClellan of Jefferson City, Mo., have a son, Andrew, and a daughter, Brooke.

ASSISTANT COACHES

NICK TOTH

Safeties I 4th Year
25th Career Year
Alma Mater: Ohio, 1999
Hometown: Cleveland, OH

Nick Toth enters his third season as safeties coach at Air Force. Toth returned to the Academy from the University of Akron where he was defensive coordinator and linebacker coach. This is Toth's second stint at Air Force, as he previously served as spurs and nickels coach in 2017.

Toth has been highly successful, as he coached Trey Taylor to first-team All-American honors, as well as the becoming the 2023 Jim Thorpe Award winner. The defensive unit as a whole has ranked in the nation's top six both years.

Toth helped the defensive unit to a national title in total defense with a 254.4 average in 2022. The defense also ranked second in passing defense (159.1), third in scoring defense (13.4) and sixth in rushing defense (95.3). The 13.4 points per game average is the sixth best in program history and best since 1997.

Prior to Akron, Toth worked the previous season at Oregon, helping coach the Ducks outside linebackers en route to Oregon winning a Pac-12 North title. He coached All-American defensive end Kayvon Thibodeaux, who was a finalist for the Bednarik and Nagurski awards in 2021.

Toth spent three years (2018-20) with the UCF football program as special teams coordinator. He brought his unique energy to the special team's unit for the 2018 season, helping the Knights complete their second straight undefeated regular season en route to winning another American Athletic Conference Championship and a berth in the 2019 Fiesta Bowl. UCF rose to as high as seventh in both the Associated Press Top-25 and the Amway poll of coaches. UCF then added a 10-3 campaign in 2019 to qualify for a program-record fourth consecutive postseason appearance and won the 2019 Bad Boy Mowers Gasparilla Bowl.

UCF's special teams played an integral role in the team's success in 2018, blocking a pair of field goals and inducing four other misses. Placekicker Matthew Wright was named second-team all-conference in the AAC after connecting on 85.7 percent of his field goal attempts (15th in the nation). He also notched 110 total points, third most in a single season in UCF history.

Toth went to Orlando after serving as the spurs/nickels coach at Air Force for one season in 2017. He helped the Falcons rank 10th in the nation in opponent passing at 171.1



yards per game. Marquis Griffin was named All-Colorado after notching 66 tackles, 4.5 tackles for loss and six pass pickups.

Prior to his single season in Colorado Springs, Toth spent five years at Fresno State, the first four as defensive coordinator while also coaching inside linebackers. His defense earned 17 All-Mountain West selections and one 2012 unanimous All-American in safety Phillip Thomas. Thomas was a finalist for the Jim Thorpe Award, won the CFPA Defensive Back Trophy and was the Mountain West Defensive Player of the Year after leading the nation with eight interceptions.

After having only nine turnovers gained in 2011, the year before Toth's hiring, Fresno State came back in 2012 and recorded the greatest turnover turnaround in the Football Bowl Subdivision since the turn of the century. Finishing with 35 takeaways in 2012 (ranking fifth in the FBS), the Bulldogs' differential in turnovers gained in one season under Toth was plus-26.

His 2013 defense ranked sixth in the FBS with more than three sacks per game and 40 for the season and also ranked fourth with 8.2 tackles for loss per game. Over the 2012 and 2013 seasons, Fresno State and Stanford were the only schools in the country that ranked in the top 10 in sacks both years.

Toth coached at Texas A&M where he was the outside linebackers coach while also serving as the Aggies' special teams coordinator in 2010 and 2011.

In his first season in College Station, Toth oversaw the development of linebacker Von Miller, who captured the prestigious Butkus Award during an All-America campaign in 2010. Miller went on to be the No. 2 overall pick of the Denver Broncos in the 2011 NFL Draft. He was also responsible for coaching the No. 1 kicker in the nation, Lou Groza Award winner Randy Bullock.

Prior to his two seasons at Texas A&M, Toth was the defensive backs coach and special teams coach at The Citadel in 2009.

The Toth File

Coaching Experience

Air Force	
Safeties	2022-pres.
Spurs/Nickels	2017
Oregon	
OLBs	2021
Central Florida	
Special Teams Coord.....	2018-20
Fresno State	
Def. Coord./ILBs.....	2012-16
Texas A&M	
OLBs/Spec. Teams.	2010-11
The Citadel	
Special teams/DBs	2009
Ashland	
Def. Coordinator	2007-08
Mercyhurst	
Def. Coordinator/DBs	2006
Elon	
DBs.....	2005
Ohio	
DL/TEs.....	2004/2003
Dakota State	
DBs.....	2002
Ohio	
Graduate Asst.	2000-01

Toth gained three years of experience working as a defensive coordinator from 2006-08. In 2006, he was the defensive coordinator/defensive backs coach at Mercyhurst (Pennsylvania) College and from 2007-08 he was Ashland (Ohio) University's defensive coordinator.

Toth coached defensive backs at Elon (2005), defensive linemen at Ohio (2004) and defensive backs at Dakota State (2002). He was also the special teams coordinator at Elon, spent the 2003 season as the tight ends coach at Ohio and was a defensive graduate assistant with the Bobcats from 2000-01.

A graduate of Ohio University in 1999 with a bachelor's degree in political science, Toth played running back and defensive back for the Bobcats from 1994-99. He next worked one year on the high school level before returning to Ohio as a graduate assistant coach. He earned his master's degree in athletic administration from Ohio in 2002.

A native of Cleveland, Ohio, Toth and his wife, Jennifer, have three sons; Nicholas IV, Michael and Johnathon, and one daughter, Susan.

ANTHONY WRIGHT, JR

Defensive Assistant I 3rd Year
3rd Career Year
Alma Mater: Air Force, 2012
Hometown: Cleveland, OH

Major Anthony Wright is in his third season as a defensive assistant at the Air Force Academy. Wright helped the Air Force defense to a No. 1 national ranking in total defense (254.5), second in passing defense (159.1), third in scoring defense (13.4) and sixth in rushing defense (95.3). The 13.4 points per game average is the sixth best in program history and best since 1997. The group was nearly as dominant last year, ranking sixth in total defense (277.7), sixth in rushing defense (90.8) and 12th in scoring defense (18.2).

Wright came to his alma mater after serving at Camp Smith in Hawaii as a liaison officer to U.S INDOPACOM Deployment and Distribution Operations Center from 2021-July 2022.

Wright was stationed at Joint Base Pearl Harbor-Hickam as the Chief of Logistics Operations and Plans from 2019-21 and before that was at Daegu Air Force Base, Korea from 2018-19 as the Logistics Readiness Flight Commander.

Wright was stationed at Ramstein Air Base, Germany, from 2015-18, where he served in a variety of roles, including the Passenger Services Flight Commander and Air Terminal



Operations Center Flight Commander. While there, he also served a deployment in support of a Combined Joint Special Operations Task Force.

He began his Air Force career in logistics at Nellis Air Force Base, Nev., from 2012-15, serving in a variety of roles. Wright was the Officer in Charge of Vehicle Operations, Maintenance Support, Deployment and Distribution, Operations & Compliance. He also served a deployment in support of Operation Enduring Freedom while stationed at Nellis.

Wright was decorated as the 7th Air Force Staff Company Grade Officer of the Year in 2018 and earned the Defense Meritorious Service medal and the Joint Service Commendation medal. He has been selected to promotion to Major in August of 2022.



The Wright File

Coaching Experience
Air Force

Defensive Assistant.....2022-pres.

Wright is a 2012 graduate of the Academy, where he earned a degree in social sciences. He was a four-year football letterman and helped the Falcons to four bowl games. He was a two-time all-Mountain West selection and ended his career with 12 interceptions which ranks fifth in program history. He recorded seven interceptions in 2009 which is the third-most in Air Force history. His 210 career interception return yards ranks second in Air Force history. Wright played in all 52 games of his career and started a school record 49 consecutive.

Wright and his wife, Ana, have two children, Lwini (13) and Kayin (2)

ASSISTANT COACHES / SUPPORT STAFF

KALE PEARSON

Dir. of Recruiting | 3rd Year
Alma Mater: Air Force, 2015



Kale Pearson is in his third season as the director of recruiting at the Air Force Academy. He came to the Academy after working as an operations manager for Amazon in Oklahoma City, Okla.

Pearson served on active duty prior to that, serving as a logistics officer. He served as the deployment officer of the 552nd Air Control Wing at Tinker Air Force Base, Okla., from May 2019 to March 2021. He was responsible for the planning and execution of the wing deployments and training exercises.

Prior to that assignment, Pearson served as a flight commander at the 49th logistics readiness squadron at Holloman Air Force Base, New Mexico, from July 2016 to July 2019, where he was responsible for ensuring the receipt, storage and issue of aircraft assets and jet fuel totaling \$94 million. He deployed with Special Operations Joint Task Force between assignments.


Pearson began his Air Force career as a graduate assistant coach at the Academy from May 2015 to July 2016. He helped the Falcons to the 2015 Armed Forces Bowl and a Mountain West Championship appearance while on staff.

Pearson is a 2015 graduate of the Academy, where he was a three-year letterman. He was the team captain as a senior in 2014 and won the coveted Brian Bullard Memorial Award, the highest honor a football player at Air Force can earn that year. Pearson helped the Falcons to a 10-3 season, the Commander-in-Chief's Trophy, and a 2014 Famous Idaho Potato Bowl Championship.

Pearson and his wife, Caitie, have two children, Keegan (5) and Bannon (2).

LT. COL. BOYD FRITZSCHE

Director of Administration | 2nd Year
Alma Mater: Air Force, 2008



Lieutenant Colonel Boyd Fritzsche is in his second season as Director of Football Operations. Fritzsche returned to his alma mater after serving as the Deputy Hospital Administrator at the 21st Medical Group at Peterson Space Force Base.

Prior to serving at Peterson SFB, Fritzsche was stationed at Aviano Air Base in northern Italy. He served as the hospital's Finance Director and eventually the Senior Practice Manager where he oversaw the day-to-day operations for 16 departments. The hospital was recognized as the Surgeon General's Superior Access Performer among 78 other USAF hospitals. Prior to Aviano, Lt Col Fritzsche served as the Referral Management Director at Osan Air Base in Korea. He oversaw an \$8 million dollar program supporting 11,000 overseas beneficiaries and consulted with six local-national medical centers to ensure quality care for U.S. servicemembers within the Korean National Health System.

Prior to moving overseas, Lt Col Fritzsche spent one year as an Administrative Resident at the prestigious Cleveland Clinic. He served in a project management role for the clinic's senior executive team while learning industry best practices. Prior to his time in Ohio, Fritzsche served in a multitude of healthcare roles at Offutt AFB, NE and Fort Sam Houston, TX.

Lt Col Fritzsche is a 2008 graduate of the Academy, where he earned a degree in Business Management. He also has an M.B.A. and M.H.A. from Baylor University and is board certified through the Healthcare Financial Management Association.

Fritzsche and his wife, Brooke, have three children, Jane (7), Molly (5), and Caroline (1).

SUPPORT STAFF



Jess Souza
 Assoc. A.D./Events



Col. Troy Harding
 Officer Representative



Cory Middel
 Assoc. A.D.
 Sports Medicine



Dan Siermine
 Assoc. A.D./Support



Joe Caulfield
 Dir. of Football Operations


SUPPORT STAFF



Col. Marcus Alexander
Team Physician



Col. Judd Robins
Team Physician



Maj. Bridget Caulkins
Team Physician



Ernie Sedelmyer
Athletic Training



Erick Kozlowski
Athletic Training



Mark Peters
Athletic Training



Kathryn Olson
Athletic Training



Jessica Achatz
Athletic Training




Morgan Neeley
Football Coordinator



Kyle Killilea
Strength/Conditioning




Evan Hanberry
Strength/Conditioning



Brett Hethery
Strength/Conditioning



Austin Frey
Strength/Conditioning



Galina Lodge
Football Nutritionist



Robbie Wagner
Equipment Manager



Drew Phillips
Asst. Equipment Mgr.
Football



Matt Kalish
Falcon Stadium Manager



Roger Hayhurst
Director of Video Ops/
Creative Services



Reef Diego
Manager of Football
Creative

ALL-TIME COACHES

-- A --

ABEL, Richard (Detroit '56) Asst. 1964-67
 AKE, Wally (William & Mary '72) Def. Line 1981-83
 ANDERSON, Maj. Roy (New Mexico) Freshmen 1958-61

-- B --

BACKHUS, Tom (Ohio State '70) Off. Line 1978-79; Off. Coord. 1980
 BAKKE, Capt. Tom (Navy '52) Ends 1958-59
 BATTISTA, Capt. Julius (Florida '41) Line 1955
 BECKMAN, Larry (Florida '66) TEs, Spec. teams, 1980; Off. Line 1981-83
 BELL, Richard (Arkansas '59) Inside LBs 1995-98; Def. Coord. 1999-06
 BELL, Lt. Tom (Army '45) Def. Backs 1958
 BERRY, Tom (Virginia '55) Def. Backs 1958-60; Freshmen 1961
 BETANCE, Mike (Air Force '90) JV Def. Coord. 1995-97
 BEZYACK, Capt. Marty (Utah '58) JV 1967-69
 BLACKWELDER, Don (NE La. '62)
 Quarterbacks 1979
 BLANCHARD, Lt. Col. Felix (Army '47)
 Freshmen 1962-63
 BLASI, 1st Lt. Gene (Kansas '56)
 Line 1959-61
 BOUNDS, 1st Lt. Jesse (Tulane '50)
 Line 1955-57
 BOWMAN, Jim (Michigan '56)
 JV 1958-63; Freshmen 1964-75;
 Assoc. AD for Recruiting Support, 1975-2007
 BRALEY, Jack (Nebraska '56)
 Ends 1965-67; Def. Backs 1968-76; Off. Coord. 1977; Strength-Conditioning
 1982-97
 BRINSON, Larry (Florida '83) Running Backs 1983
 BROOKSHIER, Lt. Tom (Colorado '53)
 Backfield 1955
 BROWN, Rick (Air Force '79) JV 1979-80; 1983-87
 BUMPAS, Dick (Arkansas '71) Def. Line 1979-80
 BURNETT, Johnny (UC-Santa Barbara '70)
 Off. Backfield 1977
 BURTON, Ron (North Carolina '87)
 Defensive Line 2003-12
 BYNUM, Capt. Todd (Air Force '89)
 JV Asst. 1995-97; JV Head Coach 1998; Running Backs 1999

-- C --

*CALHOUN, Troy (Air Force '89)
 JV Asst. 1993; JV Off. Coord. 1994
 Head Coach, 2007-
 CAMPBELL, Dean (Texas '72)
 Running Backs 2000-2004; Secondary 2005-06
 *CAMPBELL, Jake (Air Force '96)
 Offensive backfield asst. 2012-18; Slotbacks 2019-
 CARNEY, Capt. John (Arizona '63)
 Linebackers 1969-74
 CONFESOR, Ari (Holy Cross '04)
 Wide Receivers, 2019-22
 COVINGTON, Patrick (Furman '06)
 Offensive Asst., 2007-09
 COWSETTE, Del (Maryland '00)
 Assistant Defensive Line, 2020-21
 COX, Curome (Maryland '03)
 Defensive Backs, 2020-21
 CRIMMINS, Mike (Ohio '72)
 Linebackers 1975; Off. Line 1976-77
 CROSS, Tim (Northern Colorado, '90)
 Def. Line, 2014-18 Assistant Head Coach, 2015-18

-- D --

DAVITCH, Jerry (Arizona '65)
 Off. Line 1973-75; Receivers 1976-77
 DEBERRY, Fisher (Wofford '60)
 Quarterbacks 1980; Off. Coord. 1981-83;
 Head Coach 1984-2006
 DERUYTER, Tim (Air Force '85)
 JV Def. Coord. 1989-92; Def. Coord/Safeties, 2007; Assoc. Coach/Def.-Coord.
 2008-09
 DIGGS, Ricky (Shippensburg '75)
 Receivers 1990
 DOW, Capt. Wes (Navy '52) JV 1960-61
 DOWIS, Capt. Dee (Air Force '90)
 JV Off. Coord. 1995-98

-- E --

EASON, Jordan (Air Force '13)
 Assistant Off. Line, 2018-20
 ELLIS, Lt. Col. Dick (Air Force '68)
 Freshmen 1968-69; JV 1971-72, 1976-77; Prep School 1978-79;
 JV Head Coach 1978-86
 ELLIS, Maj. Don (Texas A&M '54)
 Freshmen 1964-65; Backfield 1966-70
 ELLWOOD, 1st Lt. Frank (Ohio St. '57)
 Backfield 1959-61
 ENGA, Dick (Minnesota '63) Prep School, Head Coach 1978, 1980-81;
 Tight Ends 1982-2006
 EVANS, Capt. Pat (Air Force '87)
 Prep School 1992; JV Def. Coord. 1993-94

-- F --

FEDORA, Larry (Austin '85) Receivers 1997-98
 FERNANDEZ, 1st Lt. Steve (Air Force '98)
 JV/Varsity Asst. 2002
 FRYZEL, Dennis (Denison '64) Def. Backfield 1978

-- G --

GAILEY, Chan (Florida '74)
 Def. Backfield 1979-80; Def. Coord. 1981-82
 GALBREATH, Lt. Mike (Air Force '64)
 Freshmen 1967-68
 GALIOS, Capt. Steve (Air Force '59)
 Fr. Backs 1962; Def. Backfield 1963-66
 GANSZ, Capt. Frank (Navy '60)
 Freshmen 1964-67
 *GIBSON, Deonte (Northwestern '15) Defensive Ends, 2024-
 GILLORY, 1st Lt. Byron (Texas '49)
 Backfield 1955-57
 GOLDSMITH, Fred (Florida '67) TEs 1979; Def. Coord. 1980; Asst. HC 1982-83
 GOODMAN, Jim (Florida '74) Def. Ends 1981
 GOULD, Mike (Air Force '76) Graduate Asst. 1976;
 Prep School Head Coach, 1982-84
 GROBE, Jim (Virginia '77) Linebackers 1984-94
 GROH, Al (Virginia '67) Def. Coord. 1978-79
 GURSKI, Capt. John (Navy '53)
 JV Asst. 1956-57; Def. Line 1958-59

ALL-TIME COACHES

-- H --

HAMILTON, Paul (Appalachian State '81) Quarterbacks/Fullbacks 1990-96; Fullbacks, 2006
 HANDLEY, Ray (Stanford '66)
 Off. Backfield 1978
 HARRIS, Walt (Pacific '68) Def. Backfield 1978
 HATFIELD, Ken (Arkansas '65)
 Off. Coord. 1978; Head Coach 1979-83
 HAWKINS, Capt. Jimmie (Texas A&M '88)
 JV Def. Coord. 1998-2000
 HAYS, Lt. Col. Jeff (Air Force '84)
 Kickers 1998-2004 ; JV Head coach 2000
 HEIMERDINGER, Mike (E. Illinois '75)
 Receivers 1981
 HENDRIX, Clay (Furman '86)
 Co-Off. Coord./Offensive Line, 2007-13; Assoc. Head Coach/Offensive Line, 2014-16
 HILLSTROM, Eldon "Spike" (Oregon '58)
 Off. Line 1965-75
 HIMEBAUCH, Jonathan (USC, 1988)
 Tight Ends, 2020-21
 HINSHAW, Roger (Appalachian State '72)
 Outside Linebackers 1983
 *HORTON, Tim (Arkansas '90)
 Receivers 1999-2004; Halfbacks 2005;
 Running Backs/Special Teams Coord., 2021-
 HUTT, Maj. Ed (UCLA '68)
 JV Asst. 1976-77; WRs 1978-80; TEs 1981

-- I --

IGNARSKI, Capt. John (Kentucky '52)
 Off. Line 1958-59
 ISAACSON, Maj. Terry (Air Force '64)
 JV Asst. 1973; WRs 1974; Off. Backfield 1975-76

-- J --

JACKSON, Capt. Charlie (Air Force '00)
 JV/Varsity Asst. 2004
 JAMISON, Terrance (Wisconsin '09)
 Defensive line 2019
 JENKINS, 1st Lt. Marvin (Alabama '52)
 Ends 1955-57
 JOHNSON, Bruce (Wofford '70)
 Def. Coord./Linebackers 1984-89
 JONES, 1st Lt. Bob (Baylor '57)
 Freshman Ends 1960; Ends 1961
 JONES, Nick (Georgia '06)
 Tight ends 2018
 JOZWIAK, Capt. Tom (Air Force '59)
 Freshmen 1963-66

-- K --

KENDALL, Leland (Oklahoma St. '54)
 Off. Line 1964-68; Def. Line 1969-75; Def. Coord. 1976-77
 KING, Capt. Edwin H., Jr. (Navy '52)
 Freshmen 1961; 1958-62
 KITCHINGS, Des (Furman '00)
 Running Backs/Running Game Coord., 2011
 KLECKNER, Capt. Alex (Air Force '96)
 JV/Asst. 1999-2000; JV Head Coach 2000-2002
 *KNORR, Brian (Air Force '86)

JV Off. Coord. 1992-94; Falcon Backs 2005; Asst. Head Coach/Inside Linebackers, 2007; Spurs 2018, Outside Linebackers, 2019; Inside Linebackers, 2020-21; Defensive Coordinator/ILBs, 2022-

-- L --

LAMKIN, Capt. Ken (Texas A&M '67)
 JV Asst. 1978
 LAWRENCE, Lt. Jerry (Mississippi '54) JV 1960
 LEGGETT, Capt. Dave (Ohio State)
 Freshmen, 1968-71
 LEWIS, Derek (Texas '98)
 Wide Receivers 2015
 LIONTAS, Lt. Col. Nick (Navy '52)
 Off. Backs 1965-66; WRs 1967; 1971-73, Off. Backfield 1970
 *LOBOTZKE, Steed (Air Force '92)
 Tight Ends 2015-16; Offensive Line, 2016-
 LORBER, Maj. John (Air Force '64)
 Def. Ends 1975-76; Linebackers 1977

-- M --

MANUEL, Fred (Oregon '73) Def. Backfield 1977
 MARTIN, Ben (Navy '45) Head Coach 1958-77
 MASTIN, Maj. Darrell (Air Force '76)
 Prep School Head Coach 1985-89
 MATEOS, Capt. Carlos (Air Force '85)
 Kickers 1994-97
 MCCOMBS, Cal (Citadel '67)
 Def. Backfield 1984-89; Def. Coord./Backs 1990-98
 *MCGETTIGAN, Matt (Luther '87)
 Strength, Speed and Conditioning, 2007-
 MCLAIN, Maj. Bill (Air Force '59)
 Freshmen 1966-70
 *MEANS, Alex (Air Force '13)
 Assistant def. line 2018-19; Outside Linebackers 2020-21; Defensive Line, 2022-
 MERRITT, Maj. Frank (Army '44)
 Asst. Head Coach 1955
 METCALF, Lawrence "Butch" (Oklahoma '65)
 Off. Line 1970-72
 MILLER, Capt. Alf (Texas '50) Centers 1958-59
 MILLER, Bart (New Mexico, 2008) Tight Ends, 2017
 MILLER, Ben (Air Force '02)
 Special Teams Coord. 2010- ; Tight Ends 2007-11; Specialists, 2007-20; Running backs 2012-20
 MILLER, Tom (Cortland State '69)
 Def. Line 1984-89; OLBs 1990-2004; Special Teams Coordinator, 2000-05; Kickers 2005
 MITCHELL, Capt. Billy (East Carolina '72)
 Off. Backfield 1979-80; Running Backs 1981-82; JV Head Coach/Special Teams 1986-93; Def Line 1994
 MOORE, Capt. Dennis (Air Force '83)
 JV Off. Coord. 1991-92; Prep Head Coach 1992-94
 MORRIS, Maj. Andre (Air Force '11)
 Defensive Assistanat 2019; Spurs 2020-21
 MORGAN, Blane (Air Force '99)
 JV / Varsity Asst. 2003-05; Wide Receivers 2006; Co-Offensive Coord./QBs, 2007-13; QBs 2014
 MORELAND, Jake (Western Michigan '00) Tight ends 2012-14, WRs, 2015-16
 MOSS, Joe (Maryland '52) Def. Line 1961-69

-- N --

NEWBY, Matt (Air Force '94) JV/Asst. 2000-01
 NEWMAN, Dylan (Air Force, 1999)
 Admin. Asst., JV/Varsity asst., 2015-16
 NOBLITT, Bob (Washburn '63) Off. Coord./Off. Line 1984-99

ALL-TIME COACHES

-- O --

OLIVER, Jerome "Jappy" (Purdue '78) Def. Line 1995-2002
 ORDWAY, Capt. Goodwin III, "Ski" (Army '55) Freshmen 1962
 OZEE, 1st Lt. Jim (Texas Christian '58) Freshmen 1961-62

-- P --

PARCELLS, Bill (Wichita State '63)
 Head Coach 1978
 PARKS, Capt. Al (Auburn '52)
 Freshman Ends 1962
 PEAKE, 1st Lt. Bob (Indiana '55)
 JV Asst. 1957; Backs 1958-59
 PETERSEN, Chuck (Air Force '84)
 JV Off. Coord. 1990; Receivers 1991-96; Quarterbacks/Fullbacks 1997-2006;
 Offensive Coord. 2000-06; Executive/Asst. Recruiting Dir., 2022
 PIPES, Lt. Col. Steve (Air Force '98)
 JV Head Coach/Varsity Assistant, 2012-15
 PRICE, Lt. Col. Bill (USAFA, 1991) JV/Asst, 2011

-- R --

RAETZ, Maj. Bernie (St. Thomas '57) JV Head Coach 1964-66; Off. Backs 1967-69, 1971-74
 RANDALL, Craig (Colgate '58) Def. Line 1978
 RASH, Charles (Missouri '59) Line 1962-63
 REAGAN, John (Syracuse '94) Off. Line 2003-04
 RODGERS, 1st Lt. Pepper (Georgia Tech '55) Off. Backs 1958-59
 RUCKER, Ken (Carson-Newman '76) Running Backs 1984-89
 RUDZINSKI, John (Air Force '05)
 Defensive Coord/Secondary 2018-21; Secondary, 2015-17, Recruiting Coord./
 Secondary 2014, OLBs 2012-13, Defensive Asst., 2010-11; OLBs 2012;
 RUSS, Capt. Carl (Michigan '75)
 Off. Backs Asst./JV Def. Coord. 1982-85
 RUSS, Steve (Air Force '95)
 Asst. Head Coach/Co-Def. Coord./2012; Secondary 2012; ILBs 2013; Asst. Head
 Coach/Def. Coord./Secondary, 2014-17

-- S --

SAMPSON, Capt. Tony (Air Force '00)
 JV/Varsity Assistant, 2008-10
 SCHODERBEK, Capt. Steve (Navy '53) JV 1962
 SCHUMACHER, Capt. Tim (Air Force '98)
 JV/Varsity Asst. 2002-04
 SENN, Steve (Air Force '90)
 JV/Varsity Asst. 2005-2008; JV head coach 2006-08; Admin. Asst./Quality Control,
 2009-15; Recruiting coordinator, 2016-21
 SHAW, Lawrence "Buck" (Notre Dame '22)
 Head Coach 1956-57
 SHEALY, Vic (Richmond '84) Def. Backs 1999-2004
 SHERIDAN, Bill (Grand Valley State, 1982)
 Defensive Line, 2020-21
 *SKENE, Brett (Air Force '11)
 Offensive Asst., 2021; Specialist/Asst Off Line, 2022-
 SIMLER, Col. George (Maryland '48)
 JV 1957-58; Freshmen 1959
 SIMPSON, Capt. Skinner (Air Force '63)
 JV 1969-72
 SINGLETON, Jemal (Air Force '99)
 JV/Varsity Asst. 2003-2005; RBs 2006-10; Running Game Coordinator 2007-10.
 SMITH, Homer (Princeton '54)
 Backfield 1961-64
 STARKEY, Neal (Air Force '68)

Freshman Asst. 1968; JV Def. Coord. 1969-70; Prep School Head Coach 1971
 STEINBRUNNER, Capt. Don (Washington St. '53) Ends 1961-64
 STEINMARK, Sammy (Wyoming '79)
 Receivers 1982-89; Backs 1990-98
 STEWART, Bill (Fairmont St. '75)
 Def. Line 1990-94
 *STUBBLEFIELD, Taylor (Purdue '05) WRs 2017-18, 2023-
 SUMRALL, Lt. Col Darryl (Air Force, '89) JV Head Coach, 2009-11
 SUNDQUIST, Capt. Ted (Air Force '83)
 JV Off. Coord. 1987-89; Prep School Head Coach 1990-92

-- T --

THIEL, Capt. Norm (Oregon State)
 Freshmen, 1964-67
 *THIESSEN, Mike (Air Force, '01)
 Wide Receivers, 2007-14; Co-Off. Coord., 2009-13; Off. Coord/QBs 2015-
 TOTH, Nick (Ohio, 1999) Spurs/Nickels, 2017
 TROTT, Bob (North Carolina '76)
 Def. Ends 1978-80; Def. Backfield 1981-83

-- V --

VANDERLINDEN, Ron (Albion College, '78)
 Inside Linebackers, 2014-19
 VAUGHN, Chip (Wake Forest '09)
 Secondary 2018-19

-- W --

WALKER, Michael (Air Force '97)
 Defensive Asst., 2013-15, Administrative Asst./JV Head Coach 2014-15
 WALLACE, Jonathan (Auburn '15)
 Tight Ends, 2019
 WALLERSTEDT, Matt (Kansas State '88)
 Asst. Head Coach/ILBs 2007-11; Co-Def. Coord., 2009-11
 WARINNER, Ed (Mount Union '84)
 Offensive Line 2000-02
 WARREN, Charlton (Air Force '99)
 JV/Varsity Asst. 2005-06; Cornerbacks/Recruiting 2007; Co.- Def. Coord. 2009-
 11;
 Secondary/Recruiting 2008-11; Assoc. Head Coach/Def. Coord 2012-13
 WEATHERBIE, Charlie (Okla. State '77)
 Quarterbacks/Fullbacks 1984-89
 WEIKERT, Matt (Ohio '02)
 Outside Linebackers, 2007-11; Inside linebackers 2012, Defensive Line 2013;
 Outside Linebackers 2013-18
 WHITE, Brad (Wake Forest, '04)
 Defensive Asst., 2010-11
 WHITLOW, Col. Robert (Army '43)
 Head Coach 1955, JV 1956
 WHITLOW, EJ (Findley, 2011)
 Assistant Defensive Line, 2022-23
 WIDEMAN, Maj. Giles (Air Force '59)
 Freshmen 1966-70
 WILEY, Capt. Al (Air Force '83)
 Def. Line Asst. 1987-90
 WRIGHT, Maj. Anthony (Air Force '11)
 Defensive Asst. 2022-
 WRIGHT, Capt. Robin (Air Force '96)
 JV/Varsity Asst. 1999-2001

* denotes current coach



PLAYERS

AIR FORCE

3



2024 AIR FORCE FOOTBALL
MEDIA GUIDE

2024 ROSTERS

#	Name	Pos.	Ht.	Wt.	Yr.	Hometown (High School)
0	Trey Williams	DB	5-10	175	Sr.	Atlanta, GA (Loganville)
2	Tyme Collins	DB	6-0	215	Sr.	Waldorf, MD (Bishop McNamara)
2	Brandon Engel	WR	6-2	200	Sr.	Dallas, TX (Lake Dallas)
3	Jamari Bellamy	DB	6-2	185	Sr.	Atlanta, GA (McEachern)
3	John Busha	QB	6-2	205	Jr.	Port Charlotte, FL (Charlotte)
4	Kendin Alexander	WR	5-10	165	Sr.	Seattle, WA (Seattle Prep)
4	Devin Jordan	DB	6-0	195	So.	Eden Prairie, MN (Edan Prairie)
5	K.C. Beard	DB	6-1	210	Sr.	Antioch, TN (Cane Ridge)
5	Dylan Carson	RB	6-0	215	Jr.	Marysville, WA (Marysville Pilchuck)
6	Cameron Breier	WR	6-2	190	Sr.	Pasco, WA (Chiawana)
7	Jake Martin	DB	6-2	205	Sr.	Monument, CO (Lewis-Palmer)
7	Tre Roberson	WR	6-2	205	Jr.	Helena, AL (Thompson)
8	Osaro Aihie	ILB	6-1	225	Sr.	San Leandro, CA (San Leandro)
8	Kade Frew	RB	5-9	190	Jr.	Green Cove Springs, FL (Bolles)
9	Levi Brown	CB	6-1	185	Jr.	Kennesaw, GA (Allatoona)
9	Quin Smith	WR	6-1	200	Jr.	Adairsville, GA (Calhoun)
10	Jack Curtis	DE	6-5	255	Jr.	Dallas, TX (Highland Park)
10	Quentin Hayes	QB	6-0	195	So.	Enterprise, AL (Enterprise)
11	Camby Goff	DB	6-1	215	Sr.	Reynoldsburg, OH (Reynoldsburg)
11	Josh Johnson	QB	6-1	190	So.	New Orleans, LA (Morton Ranch)
12	Houston Hendrix	DB	6-0	205	So.	Boerne, TX (Boerne)
12	Terrence Gist	FB	6-0	225	Jr.	Taylors, SC (Greenville)
13	Jared Roznos	WR	6-0	190	Sr.	Sacramento, CA (Seattle Prep)
14	Shawn Braxton	DB	5-11	200	So.	Peachtree City, GA (Trinity Christian)
14	Kemper Hodges	FB	6-0	245	So.	Santa Rosa Beach, FL (South Walton)
15	Maguire Martin	QB	6-1	190	So.	Argyle, TX (Prestonwood Christian Academy)
16	Will Courtney	DB	6-2	180	So.	Austin, TX (Westlake)
17	Drew Dubuclet	ILB	6-0	220	Jr.	Dallas, TX (Lake Highlands)
17	Kaleb Killian	RB	5-10	195	Jr.	Jacksonville, FL (Trinity Christian Academy)
18	Elijah Sanders	OLB	6-3	240	Sr.	Clayton, NC (Clayton)
18	Grant Simmons	WR	5-10	180	So.	Highlands Ranch, CO (Valor Christian)
19	Grant Wayne	WR	6-1	185	So.	Murrieta, CA (Vista Murrieta)
20	Owen Chambers	WR	6-0	195	So.	Dana Point, CA (Dana Point)
20	Kyle Chen	DB	6-1	200	So.	Vancouver, WA (Mountain View)
21	Cade Harris	WR	5-8	185	Jr.	South Weber, UT (Roy)
21	Aidan Plate	DB	6-2	200	Sr.	Dayton, OH (Kettering Archbishop Alter)
22	Owen Allen	RB	5-11	215	So.	Southlake, TX (Southlake Carroll)
22	Jerome Gaillard, Jr.	DB	6-4	200	Sr.	Kempner, TX (Copperas Cove)
23	Cade Palmer	FB	6-1	220	So.	Colorado Springs, CO (TCA)
23	Lincoln Tuioti-Mariner	DB	5-11	215	So.	Las Vegas, NV (Bishop Gorman)
24	Roman Bradley	FB	5-10	215	So.	Highlands Ranch, CO (Valor Christian)
24	Robert Mbroh	ILB	6-3	240	Sr.	Oklahoma City, OK (Heritage Hall)
25	Hiroshi Carr	DB	6-2	190	So.	Stafford, WA (Colonial Forge)
25	Tylor Latham	RB	5-8	180	Jr.	Madison, MS (Madison Ridgeland Academy)
26	Jalen Rashad Turner	RB	5-10	185	So.	Columbus, GA (St. Anne-Pacelli)
27	Kaden Cloud	RB	5-9	185	Jr.	Gilbert, AZ (Williams Field)
28	Aiden Calvert	RB	5-10	200	Sr.	Chula Vista, CA (Mater Dei Catholic)
28	Terrance Cullivan	CB	5-10	185	Jr.	Cypress, TX (Bridgeland)
29	Evan Rau	WR	5-9	180	Jr.	Waipahu, HI (Kamehameha)
30	Kale Gibbs	RB	5-8	170	Sr.	Honolulu, HI (LaGrange)
30	Isaac Hubert	LB	6-1	225	So.	Canton, GA (Creekview)
31	Jordan Shuler	LB	6-0	220	So.	Herndon, VA (Gonzaga College)
31	Houston Thomas	RB	5-7	170	So.	Huntington Beach, CA (Servite)
32	Dallas Daley	LB	6-1	215	So.	Renton, WA (Cherokee Eastside Catholic)
32	Jordan Scarbrough	WR	5-8	185	Jr.	Leonardtown, MD (Saint Mary's Ryken)
33	Brody Bujnoch	LB	6-3	235	So.	Hutto, TX (Hutto)
34	Darius Stone	RB	5-11	215	Jr.	Augusta, GA (Aquinas)
38	Ty Hubert	OLB	5-11	205	Jr.	Canton, GA (Creekview)
40	Michael Bunyan	LB	6-3	235	So.	Port Washington, WI (Port Washington)
41	Blake Fletcher	LB	6-2	215	So.	Racine, WI (William Horlick)
42	Jakobi McGowan	DB	6-1	205	Sr.	Indianapolis, IN (Brownsburg)
43	Chances Carter-Hill	OLB	6-2	235	Jr.	Cuyahoga Falls, OH (Archbishop Hoban)
43	Matthew Dapore	PK/P	6-0	190	Sr.	Springboro, OH (Springboro)
44	Rocco Conti	RB	5-8	190	So.	Olmsted Falls, OH (Olmsted Falls)
44	Grant Uyl	ILB	5-11	225	Sr.	Grand Rapids, MI (DeWitt)
46	Zach Juckel	ILB	6-2	225	Jr.	Lakeville, MN (Lakeville South)
47	Luke Meyer	LB	6-4	240	So.	Centennial, CO (Valor Christian)
48	Anthony DeBerardino	LS	6-1	200	Sr.	Apex, NC (Apex Friendship)

ALPHABETICAL

#	Name	Pos.
58	Jackson Adams	LB
83	Cody Ahola	TE
8	Osaro Aihie	ILB
4	Kendin Alexander	WR
22	Owen Allen	RB
57	Gabriel Averitt	OC
95	Carson Bay	P
5	K.C. Beard	DB
3	Jamari Bellamy	DB
85	Mitchell Blakeslee	TE
24	Roman Bradley	FB
90	Brian Bradley	DE
14	Shawn Braxton	DB
6	Cameron Breier	WR
9	Levi Brown	CB
33	Brody Bujnoch	LB
40	Michael Bunyan	LB
54	Are'an Burr	ILB
62	Jack Burnett	OC
3	John Busha	QB
28	Aiden Calvert	RB
25	Hiroshi Carr	DB
5	Dylan Carson	RB
43	Chances Carter-Hill	OLB
20	Owen Chambers	WR
20	Kyle Chen	DB
49	Kurt Chesney	LS
27	Kaden Cloud	RB
77	Cameron Collins	OT
2	Tyme Collins	DB
44	Rocco Conti	RB
67	Costen Cooley	OG
99	Colton Corrao	PK
16	Will Courtney	DB
28	Terrance Cullivan	CB
10	Jack Curtis	DE
32	Dallas Daley	LB
43	Matthew Dapore	PK/P
48	Anthony DeBerardino	LS
17	Drew Dubuclet	ILB
52	Nathan Elwood	OL
2	Brandon Engel	WR
75	Alec Falk	OL
56	Ian Fisher	OL
48	Luke Fisher	LB
88	Bruin Fleischmann	TE
41	Blake Fletcher	LB
65	Samuel Floysand	OT
97	Luke Freer	PK
8	Kade Frew	RB
22	Jerome Gaillard, Jr.	DB
92	Jackson Garrett	NG
30	Kale Gibbs	RB
12	Terrence Gist	FB
53	Charlie Gleason	DL
11	Camby Goff	DB
95	Daniel Grobe	DE
21	Cade Harris	WR
81	Houston Hawkins	WR
10	Quentin Hayes	QB
12	Houston Hendrix	DB
87	Connor Herford	DL
14	Kemper Hodges	FB
82	Adam Hrynciw	WR
30	Isaac Hubert	LB

2024 ROSTERS

#	Name	Pos.	Ht.	Wt.	Yr.	Hometown (High School)	#	Name	Pos.
48	Luke Fisher	LB	6-1	225	So.	Columbus, MS (Heritage Academy)	38	Ty Hubert	OLB
49	Kurt Chesney	LS	6-0	205	Jr.	Aliso Viejo, CA (Aliso Niguel)	11	Josh Johnson	QB
49	David Santiago	LB	6-4	235	So.	Raleigh, NC (Millbrook)	4	Devin Jordan	DB
50	Cole Palmer	OLB	6-4	245	Sr.	Colorado Springs, CO (TCA)	46	Zach Juckel	ILB
50	Henry Rickels	OL	6-4	300	So.	Bellevue, NE (Bellevue West)	80	Simon Kibbee	TE
51	Kade Tompkins	DT	6-3	300	So.	Midlothian, TX (Midlothian)	17	Kaleb Killian	RB
51	Rudy Varela	OL	6-3	295	So.	Gilbert, AZ (Casteel)	54	Jackson Kohal	OL
52	Nathan Elwood	OL	6-3	290	So.	Marysville, WA (Marysville Pilchuck)	69	Luca Kowalik	OL
53	Charlie Gleason	DL	6-4	235	So.	Stillwater, MN (Stillwater Area)	25	Tylor Latham	RB
53	Griffin Stalfort	OL	6-2	290	So.	Chandler, AZ (Hamilton)	68	Tyler Lawrence	OL
54	Are'an Burr	ILB	6-3	220	Jr.	Colorado Springs, CO (Air Academy)	92	Logan Lehrer	PK
54	Jackson Kohal	OL	6-4	305	Sr.	Coeur d'Alene, ID (Coeur d'Alene)	7	Jake Martin	DB
55	Jayden Oquendo	DL	6-2	285	So.	Olathe, KS (Olathe Northwest)	15	Maguire Martin	QB
56	Ian Fisher	OL	6-3	285	So.	Peachtree City, GA (Mcintosh)	24	Robert Mbroh	ILB
56	Gray Ryan	DE	6-5	250	So.	Las Vegas, NV (Faith Lutheran)	71	Michael McAninch	OL
57	Gabriel Averitt	OC	6-3	275	Jr.	Lakeland, FL (Lakeland Christian)	42	Jakobi McGowan	DB
58	Jackson Adams	LB	6-4	240	Jr.	Centennial, CO (Arapahoe)	87	Parker Menefee	TE
58	TJ Tarascio	OL	6-3	310	So.	Riverside, CA (North)	47	Luke Meyer	LB
62	Jack Burnett	OC	6-3	310	Jr.	San Francisco, CA (St. Ignatius)	76	Alex Moore	OL
62	James Tomasi	DL	6-0	280	Sr.	Provo, UT (Provo)	86	Omari Murdock	TE
63	Gage Spencer	OL	6-4	275	So.	Seadrift, TX (Calhoun)	93	Bryce Olson	PK
65	Samuel Floysand	OT	6-3	275	Jr.	Cottage Grove, MN (Cretin-Derham Hall)	55	Jayden Oquendo	DL
66	Jace Sutulovich	OG	6-3	285	Jr.	Siloam Springs, AR (Siloam Springs)	23	Cade Palmer	FB
67	Costen Cooley	OG	6-4	285	Jr.	Mesa, AZ (Red Mountain)	50	Cole Palmer	OLB
68	Tyler Lawrence	OL	6-4	305	So.	Puyallup, WA (Puyallup)	91	Ripp Perez	P
69	Luca Kowalik	OL	6-4	280	So.	Brookfield, WI (Marquette University)	21	Aidan Plate	DB
71	Michael McAninch	OL	6-3	300	Sr.	Toledo, OH (Western)	29	Evan Rau	WR
73	Luke Vonderhaar	OT	6-4	285	Jr.	Bettendorf, IA (Pleasant Valley)	91	Lukia Rawls, Jr.	DL
75	Alec Falk	OL	6-5	295	So.	Monument, CO (Palmer Ridge)	50	Henry Rickels	OL
76	Alex Moore	OL	6-3	270	Sr.	Louisville, KY (Trinity)	7	Tre Roberson	WR
77	Cameron Collins	OT	6-3	270	Jr.	Lebanon, OH (Saint Xavier)	13	Jared Roznos	WR
78	Trevor Tate	OT	6-2	265	Jr.	Waxhaw, NC (Cuthbertson)	56	Gray Ryan	DE
80	Simon Kibbee	TE	6-8	250	So.	Aurora, CO (Grandview)	18	Elijah Sanders	OLB
81	Houston Hawkins	WR	6-2	185	So.	Prosper, TX (Prosper)	49	David Santiago	LB
82	Adam Hrynciw	WR	6-2	180	So.	Fremont, OH (Fremont Ross)	32	Jordan Scarbrough	WR
83	Cody Ahola	TE	6-3	235	So.	Gilroy, CA (Christopher)	31	Jordan Shuler	LB
84	Jet Wiley	WR	6-2	185	So.	Sacramento, CA (Central)	18	Grant Simmons	WR
85	Mitchell Blakeslee	TE	6-5	260	So.	The Woodlands, TX (The Woodlands)	9	Quin Smith	WR
86	Omari Murdock	TE	6-6	225	So.	Little Rock, AR (Lovejoy)	63	Gage Spencer	OL
87	Connor Herford	DL	6-4	245	So.	Cass City, MI (Cass City)	89	Parker St. John	WR
87	Parker Menefee	TE	6-6	245	Jr.	Missouri City, TX (Ridge Point)	53	Griffin Stalfort	OL
88	Bruin Fleischmann	TE	6-5	235	Jr.	Pocatello, ID (Century)	34	Darius Stone	RB
89	Parker St. John	WR	6-2	195	Sr.	Orlando, FL (Boone)	66	Jace Sutulovich	OG
90	Brian Bradley	DE	6-2	250	Jr.	Woodstock, GA (River Ridge)	99	Aidan Swartz	DT
91	Ripp Perez	P	6-2	200	So.	Atlanta, GA (Marist School)	58	TJ Tarascio	OL
91	Lukia Rawls, Jr.	DL	6-0	280	So.	Houston, TX (Klein Cain)	78	Trevor Tate	OT
92	Jackson Garrett	NG	6-3	265	Jr.	West Chester, OH (Moeller)	31	Houston Thomas	RB
92	Logan Lehrer	PK	6-2	195	So.	Prior Lake, MN (Prior Lake)	93	Andrew Tillett	DL
93	Bryce Olson	PK	5-11	195	So.	Fort Collins, CO (Fossil Ridge)	62	James Tomasi	DL
93	Andrew Tillett	DL	6-3	290	So.	Sumner, WA (Sumner)	51	Kade Tompkins	DT
94	Kaleb Tompkins	TE	6-4	255	Sr.	Midlothian, TX (Midlothian)	94	Kaleb Tompkins	TE
95	Carson Bay	P	5-11	165	Sr.	Tampa, FL (Robinson)	96	Reagan Tubbs	PK
95	Daniel Grobe	DE	6-7	270	Jr.	Tomball, TX (Tomball Memorial)	23	Lincoln Tuioti-Mariner	DB
96	Reagan Tubbs	PK	6-0	180	Jr.	Flower Mound, TX (Flower Mound)	26	Jalen Rashad Turner	RB
96	Payton Zdroik	DL	6-0	275	Jr.	Brentwood, CA (Liberty)	44	Grant Uyl	ILB
97	Luke Freer	PK	6-4	225	Jr.	Fairhope, AL (Fairhope)	51	Rudy Varela	OL
97	Brent Winfree	NG	6-4	270	Jr.	Sunnyvale, TX (Sunnyvale)	73	Luke Vonderhaar	OT
99	Colton Corrao	PK	6-2	180	So.	Wesley Chapel, FL (Cypress Creek)	19	Grant Wayne	WR
99	Aidan Swartz	DT	6-4	275	Jr.	Sylvania, OH (Sylvania Northview)	84	Jet Wiley	WR
							0	Trey Williams	DB
							97	Brent Winfree	NG
							96	Payton Zdroik	DL

2024 ROSTERS

#	Name	Pos.	Ht.	Wt.	Yr.	Hometown (High School)
58	Jackson Adams	LB	6-4	240	Jr.	Centennial, CO (Arapahoe)
83	Cody Ahola	TE	6-3	235	So.	Gilroy, CA (Christopher)
8	Osaro Aihie	ILB	6-1	225	Sr.	San Leandro, CA (San Leandro)
4	Kendin Alexander	WR	5-10	165	Sr.	Seattle, WA (Seattle Prep)
22	Owen Allen	RB	5-11	215	So.	Southlake, TX (Southlake Carroll)
57	Gabriel Averitt	OC	6-3	275	Jr.	Lakeland, FL (Lakeland Christian)
95	Carson Bay	P	5-11	165	Sr.	Tampa, FL (Robinson)
5	K.C. Beard	DB	6-1	210	Sr.	Antioch, TN (Cane Ridge)
3	Jamari Bellamy	DB	6-2	185	Sr.	Atlanta, GA (McEachern)
85	Mitchell Blakeslee	TE	6-5	260	So.	The Woodlands, TX (The Woodlands)
24	Roman Bradley	FB	5-10	215	So.	Highlands Ranch, CO (Valor Christian)
90	Brian Bradley	DE	6-2	250	Jr.	Woodstock, GA (River Ridge)
14	Shawn Braxton	DB	5-11	200	So.	Peachtree City, GA (Trinity Christian)
6	Cameron Breier	WR	6-2	190	Sr.	Pasco, WA (Chiawana)
9	Levi Brown	CB	6-1	185	Jr.	Kennesaw, GA (Allatoona)
33	Brody Bujnoch	LB	6-3	235	So.	Hutto, TX (Hutto)
40	Michael Bunyan	LB	6-3	235	So.	Port Washington, WI (Port Washington)
54	Are'an Burr	ILB	6-3	220	Jr.	Colorado Springs, CO (Air Academy)
62	Jack Burnett	OC	6-3	310	Jr.	San Francisco, CA (St. Ignatius)
3	John Busha	QB	6-2	205	Jr.	Port Charlotte, FL (Charlotte)
28	Aiden Calvert	RB	5-10	200	Sr.	Chula Vista, CA (Mater Dei Catholic)
25	Hiroshi Carr	DB	6-2	190	So.	Stafford, WA (Colonial Forge)
5	Dylan Carson	RB	6-0	215	Jr.	Marysville, WA (Marysville Pilchuck)
43	Chances Carter-Hill	OLB	6-2	235	Jr.	Cuyahoga Falls, OH (Archbishop Hoban)
20	Owen Chambers	WR	6-0	195	So.	Dana Point, CA (Dana Point)
20	Kyle Chen	DB	6-1	200	So.	Vancouver, WA (Mountain View)
49	Kurt Chesney	LS	6-0	205	Jr.	Aliso Viejo, CA (Aliso Niguel)
27	Kaden Cloud	RB	5-9	185	Jr.	Gilbert, AZ (Williams Field)
77	Cameron Collins	OT	6-3	270	Jr.	Lebanon, OH (Saint Xavier)
2	Tyme Collins	DB	6-0	215	Sr.	Waldorf, MD (Bishop McNamara)
44	Rocco Conti	RB	5-8	190	So.	Olmsted Falls, OH (Olmsted Falls)
67	Costen Cooley	OG	6-4	285	Jr.	Mesa, AZ (Red Mountain)
99	Colton Corrao	PK	6-2	180	So.	Wesley Chapel, FL (Cypress Creek)
16	Will Courtney	DB	6-2	180	So.	Austin, TX (Westlake)
28	Terrance Cullivan	CB	5-10	185	Jr.	Cypress, TX (Bridgeland)
10	Jack Curtis	DE	6-5	255	Jr.	Dallas, TX (Highland Park)
32	Dallas Daley	LB	6-1	215	So.	Renton, WA (Cherokee Eastside Catholic)
43	Matthew Dapore	PK/P	6-0	190	Sr.	Springboro, OH (Springboro)
48	Anthony DeBerardino	LS	6-1	200	Sr.	Apex, NC (Apex Friendship)
17	Drew Dubuclet	ILB	6-0	220	Jr.	Dallas, TX (Lake Highlands)
52	Nathan Elwood	OL	6-3	290	So.	Marysville, WA (Marysville Pilchuck)
2	Brandon Engel	WR	6-2	200	Sr.	Dallas, TX (Lake Dallas)
75	Alec Falk	OL	6-5	295	So.	Monument, CO (Palmer Ridge)
56	Ian Fisher	OL	6-3	285	So.	Peachtree City, GA (Mcintosh)
48	Luke Fisher	LB	6-1	225	So.	Columbus, MS (Heritage Academy)
88	Bruin Fleischmann	TE	6-5	235	Jr.	Pocatello, ID (Century)
41	Blake Fletcher	LB	6-2	215	So.	Racine, WI (William Horlick)
65	Samuel Floysand	OT	6-3	275	Jr.	Cottage Grove, MN (Cretin-Derham Hall)
97	Luke Freer	PK	6-4	225	Jr.	Fairhope, AL (Fairhope)
8	Kade Frew	RB	5-9	190	Jr.	Green Cove Springs, FL (Bolles)
22	Jerome Gaillard, Jr.	DB	6-4	200	Sr.	Kempner, TX (Copperas Cove)
92	Jackson Garrett	NG	6-3	265	Jr.	West Chester, OH (Moeller)
30	Kale Gibbs	RB	5-8	170	Sr.	Honolulu, HI (LaGrange)
12	Terrence Gist	FB	6-0	225	Jr.	Taylors, SC (Greenville)
53	Charlie Gleason	DL	6-4	235	So.	Stillwater, MN (Stillwater Area)
11	Camby Goff	DB	6-1	215	Sr.	Reynoldsburg, OH (Reynoldsburg)
95	Daniel Grobe	DE	6-7	270	Jr.	Tomball, TX (Tomball Memorial)
21	Cade Harris	WR	5-8	185	Jr.	South Weber, UT (Roy)
81	Houston Hawkins	WR	6-2	185	So.	Prosper, TX (Prosper)
10	Quentin Hayes	QB	6-0	195	So.	Enterprise, AL (Enterprise)
12	Houston Hendrix	DB	6-0	205	So.	Boerne, TX (Boerne)
87	Connor Herford	DL	6-4	245	So.	Cass City, MI (Cass City)
14	Kemper Hodges	FB	6-0	245	So.	Santa Rosa Beach, FL (South Walton)
82	Adam Hrynciw	WR	6-2	180	So.	Fremont, OH (Fremont Ross)
30	Isaac Hubert	LB	6-1	225	So.	Canton, GA (Creekview)
38	Ty Hubert	OLB	5-11	205	Jr.	Canton, GA (Creekview)
11	Josh Johnson	QB	6-1	190	So.	New Orleans, LA (Morton Ranch)
4	Devin Jordan	DB	6-0	195	So.	Eden Prairie, MN (Edan Prairie)

NUMERICAL

#	Name	Pos.
0	Trey Williams	DB
2	Tyme Collins	DB
2	Brandon Engel	WR
3	Jamari Bellamy	DB
3	John Busha	QB
4	Kendin Alexander	WR
4	Devin Jordan	DB
5	K.C. Beard	DB
5	Dylan Carson	RB
6	Cameron Breier	WR
7	Jake Martin	DB
7	Tre Roberson	WR
8	Osaro Aihie	ILB
8	Kade Frew	RB
9	Levi Brown	CB
9	Quin Smith	WR
10	Jack Curtis	DE
10	Quentin Hayes	QB
11	Camby Goff	DB
11	Josh Johnson	QB
12	Houston Hendrix	DB
12	Terrence Gist	FB
13	Jared Roznos	WR
14	Shawn Braxton	DB
14	Kemper Hodges	FB
15	Maguire Martin	QB
16	Will Courtney	DB
17	Drew Dubuclet	ILB
17	Kaleb Killian	RB
18	Elijah Sanders	OLB
18	Grant Simmons	WR
19	Grant Wayne	WR
20	Owen Chambers	WR
20	Kyle Chen	DB
21	Cade Harris	WR
21	Aidan Plate	DB
22	Owen Allen	RB
22	Jerome Gaillard, Jr.	DB
23	Cade Palmer	FB
23	Lincoln Tuioti-Mariner	DB
24	Roman Bradley	FB
24	Robert Mbroh	ILB
25	Hiroshi Carr	DB
25	Tylor Latham	RB
26	Jalen Rashad Turner	RB
27	Kaden Cloud	RB
28	Aiden Calvert	RB
28	Terrance Cullivan	CB
29	Evan Rau	WR
30	Kale Gibbs	RB
30	Isaac Hubert	LB
31	Jordan Shuler	LB
31	Houston Thomas	RB
32	Dallas Daley	LB
32	Jordan Scarbrough	WR
33	Brody Bujnoch	LB
34	Darius Stone	RB
38	Ty Hubert	OLB
40	Michael Bunyan	LB
41	Blake Fletcher	LB
42	Jakobi McGowan	DB
43	Chances Carter-Hill	OLB
43	Matthew Dapore	PK/P
44	Rocco Conti	RB
44	Grant Uyl	ILB

2024 ROSTERS

#	Name	Pos.	Ht.	Wt.	Yr.	Hometown (High School)	#	Name	Pos.
46	Zach Juckel	ILB	6-2	225	Jr.	Lakeville, MN (Lakeville South)	46	Zach Juckel	ILB
80	Simon Kibbee	TE	6-8	250	So.	Aurora, CO (Grandview)	47	Luke Meyer	LB
17	Kaleb Killian	RB	5-10	195	Jr.	Jacksonville, FL (Trinity Christian Academy)	48	Anthony DeBerardino	LS
54	Jackson Kohal	OL	6-4	305	Sr.	Coeur d'Alene, ID (Coeur d'Alene)	48	Luke Fisher	LB
69	Luca Kowalik	OL	6-4	280	So.	Brookfield, WI (Marquette University)	49	Kurt Chesney	LS
25	Tylor Latham	RB	5-8	180	Jr.	Madison, MS (Madison Ridgeland Academy)	49	David Santiago	LB
68	Tyler Lawrence	OL	6-4	305	So.	Puyallup, WA (Puyallup)	50	Cole Palmer	OLB
92	Logan Lehrer	PK	6-2	195	So.	Prior Lake, MN (Prior Lake)	50	Henry Rickels	OL
7	Jake Martin	DB	6-2	205	Sr.	Monument, CO (Lewis-Palmer)	51	Kade Tompkins	DT
15	Maguire Martin	QB	6-1	190	So.	Argyle, TX (Prestonwood Christian Academy)	51	Rudy Varela	OL
24	Robert Mbroh	ILB	6-3	240	Sr.	Oklahoma City, OK (Heritage Hall)	52	Nathan Elwood	OL
71	Michael McAninch	OL	6-3	300	Sr.	Toledo, OH (Western)	53	Charlie Gleason	DL
42	Jakobi McGowan	DB	6-1	205	Sr.	Indianapolis, IN (Brownsburg)	53	Griffin Stalfort	OL
87	Parker Menefee	TE	6-6	245	Jr.	Missouri City, TX (Ridge Point)	54	Are'an Burr	ILB
47	Luke Meyer	LB	6-4	240	So.	Centennial, CO (Valor Christian)	54	Jackson Kohal	OL
76	Alex Moore	OL	6-3	270	Sr.	Louisville, KY (Trinity)	55	Jayden Oquendo	DL
86	Omari Murdock	TE	6-6	225	So.	Little Rock, AR (Lovejoy)	56	Ian Fisher	OL
93	Bryce Olson	PK	5-11	195	So.	Fort Collins, CO (Fossil Ridge)	56	Gray Ryan	DE
55	Jayden Oquendo	DL	6-2	285	So.	Olathe, KS (Olathe Northwest)	57	Gabriel Averitt	OC
23	Cade Palmer	FB	6-1	220	So.	Colorado Springs, CO (TCA)	58	Jackson Adams	LB
50	Cole Palmer	OLB	6-4	245	Sr.	Colorado Springs, CO (TCA)	58	TJ Tarascio	OL
91	Ripp Perez	P	6-2	200	So.	Atlanta, GA (Marist School)	62	Jack Burnett	OC
21	Aidan Plate	DB	6-2	200	Sr.	Dayton, OH (Kettering Archbishop Alter)	62	James Tomasi	DL
29	Evan Rau	WR	5-9	180	Jr.	Waipahu, HI (Kamehameha)	63	Gage Spencer	OL
91	Lukia Rawls, Jr.	DL	6-0	280	So.	Houston, TX (Klein Cain)	65	Samuel Floysand	OT
50	Henry Rickels	OL	6-4	300	So.	Bellevue, NE (Bellevue West)	66	Jace Sutulovich	OG
7	Tre Roberson	WR	6-2	205	Jr.	Helena, AL (Thompson)	67	Costen Cooley	OG
13	Jared Roznos	WR	6-0	190	Sr.	Sacramento, CA (Seattle Prep)	68	Tyler Lawrence	OL
56	Gray Ryan	DE	6-5	250	So.	Las Vegas, NV (Faith Lutheran)	69	Luca Kowalik	OL
18	Elijah Sanders	OLB	6-3	240	Sr.	Clayton, NC (Clayton)	71	Michael McAninch	OL
49	David Santiago	LB	6-4	235	So.	Raleigh, NC (Millbrook)	73	Luke Vonderhaar	OT
32	Jordan Scarbrough	WR	5-8	185	Jr.	Leonardtown, MD (Saint Mary's Ryken)	75	Alec Falk	OL
31	Jordan Shuler	LB	6-0	220	So.	Herndon, VA (Gonzaga College)	76	Alex Moore	OL
18	Grant Simmons	WR	5-10	180	So.	Highlands Ranch, CO (Valor Christian)	77	Cameron Collins	OT
9	Quin Smith	WR	6-1	200	Jr.	Adairsville, GA (Calhoun)	78	Trevor Tate	OT
63	Gage Spencer	OL	6-4	275	So.	Seadrift, TX (Calhoun)	80	Simon Kibbee	TE
89	Parker St. John	WR	6-2	195	Sr.	Orlando, FL (Boone)	81	Houston Hawkins	WR
53	Griffin Stalfort	OL	6-2	290	So.	Chandler, AZ (Hamilton)	82	Adam Hrynciw	WR
34	Darius Stone	RB	5-11	215	Jr.	Augusta, GA (Aquinas)	83	Cody Ahola	TE
66	Jace Sutulovich	OG	6-3	285	Jr.	Siloam Springs, AR (Siloam Springs)	84	Jet Wiley	WR
99	Aidan Swartz	DT	6-4	275	Jr.	Sylvania, OH (Sylvania Northview)	85	Mitchell Blakeslee	TE
58	TJ Tarascio	OL	6-3	310	So.	Riverside, CA (North)	86	Omari Murdock	TE
78	Trevor Tate	OT	6-2	265	Jr.	Waxhaw, NC (Cuthbertson)	87	Connor Herford	DL
31	Houston Thomas	RB	5-7	170	So.	Huntington Beach, CA (Servite)	87	Parker Menefee	TE
93	Andrew Tillett	DL	6-3	290	So.	Sumner, WA (Sumner)	88	Bruin Fleischmann	TE
62	James Tomasi	DL	6-0	280	Sr.	Provo, UT (Provo)	89	Parker St. John	WR
51	Kade Tompkins	DT	6-3	300	So.	Midlothian, TX (Midlothian)	90	Brian Bradley	DE
94	Kaleb Tompkins	TE	6-4	255	Sr.	Midlothian, TX (Midlothian)	91	Ripp Perez	P
96	Reagan Tubbs	PK	6-0	180	Jr.	Flower Mound, TX (Flower Mound)	91	Lukia Rawls, Jr.	DL
23	Lincoln Tuioti-Mariner	DB	5-11	215	So.	Las Vegas, NV (Bishop Gorman)	92	Jackson Garrett	NG
26	Jalen Rashad Turner	RB	5-10	185	So.	Columbus, GA (St. Anne-Pacelli)	92	Logan Lehrer	PK
44	Grant Uyl	ILB	5-11	225	Sr.	Grand Rapids, MI (DeWitt)	93	Bryce Olson	PK
51	Rudy Varela	OL	6-3	295	So.	Gilbert, AZ (Casteel)	93	Andrew Tillett	DL
73	Luke Vonderhaar	OT	6-4	285	Jr.	Bettendorf, IA (Pleasant Valley)	94	Kaleb Tompkins	TE
19	Grant Wayne	WR	6-1	185	So.	Murrieta, CA (Vista Murrieta)	95	Carson Bay	P
84	Jet Wiley	WR	6-2	185	So.	Sacramento, CA (Central)	95	Daniel Grobe	DE
0	Trey Williams	DB	5-10	175	Sr.	Atlanta, GA (Loganville)	96	Reagan Tubbs	PK
97	Brent Winfree	NG	6-4	270	Jr.	Sunnyvale, TX (Sunnyvale)	96	Payton Zdroik	DL
96	Payton Zdroik	DL	6-0	275	Jr.	Brentwood, CA (Liberty)	97	Luke Freer	PK
							97	Brent Winfree	NG
							99	Colton Corrao	PK
							99	Aidan Swartz	DT

2024 PRESEASON DEPTH CHART

Offense

<p>OT 78 Trevor Tate (6-2, 270, Jr.) Waxhaw, NC 77 Cameron Collins (6-3, 270, Jr.) Lebanon, OH</p> <p>OG 71 Michael McAninch (6-3, 300, Sr.) Toledo, OH 75 Alec Falk (6-5, 285, So.) Monument, CO</p> <p>C 67 Costen Cooley (6-4, 270, Jr.) Mesa, AZ 57 Gabriel Averitt (6-3, 270, Jr.) Lakeland, FL</p> <p>OG 54 Jackson Kohal (6-4, 305, Sr.) Coeur d'Alene, ID 66 Jace Sutulovich (6-3, 285, Jr.) Siloam Springs, AR</p> <p>OT 76 Alex Moore (6-3, 270, Sr.) Louisville, KY 65 Samuel Floyssand (6-3, 275, Jr.) Cottago Grove, MN</p> <p>TE 88 Bruin Fleischmann (6-5, 220, Jr.) Pacatello, ID 87 Parker Menefee (6-6, 240, Jr.) Missouri City, TX</p> <p>QB 3 John Busha (6-2, 205, Jr.) Port Charlotte, FL 10 Quentin Hayes (6-0, 195, So.) Enterprise, AL 11 Josh Johnson (6-1, 185, So.) New Orleans, LA</p> <p>FB 5 Dylan Carson (6-0, 210, Jr.) Marysville, WA 12 Terrence Gist (6-0, 215, Jr.) Taylors, SC</p> <p>TB 28 Aiden Calvert (5-10, 210, Sr.) Chula Vista, CA 8 Kade Frew (5-9, 190, Jr.) Green Cove Springs, FL</p> <p>WRZ 21 Cade Harris (5-8, 180, Jr.) South Weber, UT 6 Cameron Breier (6-2, 195, Sr.) Pasco, WA</p> <p>WRX 13 Jared Roznos (6-0, 190, Sr.) Sacramento, CA -- OR -- 2 Brandon Engle (6-2, 210, Sr.) Dallas, TX</p>

Defense

<p>DE 10 Jack Curtis (6-5, 245, Jr.) Dallas, TX 47 Luke Meyer (6-4, 220, So.) Centennial, CO</p> <p>NG 99 Aidan Swartz (6-4, 270, Jr.) Sylvania, OH 96 Payton Zdroik (6-0, 275, Jr.) Brentwood, CA</p> <p>DT 95 Daniel Grobe (6-7, 270, Jr.) Tomball, TX 62 James Tomasi (6-0, 320, Sr.) Provo, UT</p> <p>OLB 58 Jackson Adams (6-4, 240, Jr.) Centennial, CO 18 Elijah Sanders (6-3, 240, Sr.) Clayton, NC</p> <p>ILB 8 Osaro Aihie (6-1, 225, Sr.) San Leandro, CA 54 Are'an Burr (6-3, 220, Jr.) Colorado Springs, CO</p> <p>ILB 46 Zach Juckel (6-2, 210, Jr.) Lakeville, MN 44 Grant Uyl (5-11, 225, Sr.) Grand Rapids, MI</p> <p>SPUR 11 Camby Goff (6-1, 215, Sr.) Reynoldsburg, OH 23 Lincoln Tuioti-Mariner (5-11, 210, So.) Las Vegas, NV</p> <p>CB 3 Jamari Bellamy (6-2, 185, Sr.) Atlanta, GA 5 K.C. Beard (6-1, 200, Sr.) Antioch, TN</p> <p>SS 9 Levi Brown (6-1, 175, Jr.) Kennesaw, GA 20 Kyle Chen (6-1, 190, So.) Vancouver, WA</p> <p>FS 7 Jake Martin (6-2, 200, Sr.) Monument, CO 42 Jakobi McGowen (6-1, 205, Sr.) Indianapolis, IN</p> <p>CB 22 Jerome Gaillard, Jr. (6-4, 200, Sr.) Kempner, TX -- OR -- 0 Trey Williams (5-10, 175, Sr.) Atlanta, GA</p>

Special Teams

<p>PK 43 Matthew Dapore (6-0, 190, Sr.) Springboro, OH 96 Reagan Tubbs (6-0, 175, Jr.) Flower Mound, TX</p> <p>P 95 Carson Bay (5-11, 160, Sr.) Tampa, FL 97 Luke Freer (6-4, 220, Jr.) Fairhope, AL</p> <p>LS 49 Kurt Chesney (6-0, 195, So.) Aliso Viejo, CA 48 Anthony DeBarardino (6-1, 220 Sr.) Apex, NC</p> <p>H 95 Carson Bay (5-11, 160, Sr.) Tampa, FL 97 Luke Freer (6-4, 220, Jr.) Fairhope, AL</p>
--

PRONUNCIATION CHART

<p>3..... John Busha (Boo-SHAY) 6..... Cameron Breier (BRY-er) 13... Jared Roznos (ROZ-no-ss) 17... Drew Dubuclet V (Doo-BOO-clet) 22... Jerome Gaillard (Gay-leard) 24... Robert Mbroh (M-bro) 29... Evan Rau (RAUW) 30... Kale Gibbs (Kall-AH) 32... Osaro Aihie (I-he) 33... Body Bujnoch (Bueno) 43... Matthew Dapore (duh-POUR) 44... Grant Uyl (U-ull) 46... Zach Juckel (JUCK-uhl) 54... Are'an Burr (Air-E-on) 54... Jackson Kohal (KOE-haul) 55... Jayden Oquendo (OH-ken-doh)</p>	<p>57... Gabriel Averitt (A-ver-it) 62... James Tomasi 66... Jace Sutulovich (SUH-toll-O-vitch) 69... Luca Kowalik (Koh-WALL-eck) 71 Michael McAnninch (McAnn-ITCH) 73... Luke Vonderhaar (Vonder-HARR) 82... Adam Hrynciw (Her-rin-SHOE) 83... Cody Ahola (UH-hole-uh) 88... Bruin Fleischmann (FLY-shmun) 92... Logan Hehrer (LEHR-err) 95... Daniel Grobe (Grobe-EE) 96... Payton Zdroik (ZUH-droik)</p>
---	---



58 Jackson Adams, LB



**6-4, 240, Jr.
Centennial, CO
(Arapahoe)**

2023 – Played in one game, seeing action in the season opener vs. Robert Morris ... recorded two solo tackles, including one tackle for loss for three yards.

2022 – Did not see any action.

High School – Lettered four years each in football and basketball ... all-state in football ... league defensive player of the

year runner-up ... eight-time letterman ... football coaches were Rod Sherman and Joe Nu’u ... graduated with a 4.0 grade point average ... honor student all four years.

Personal – Son of Douglas and Jessica Adams ... has two siblings ... majoring in management.

Career Highs

UT: 2 vs. Robert Morris, 2023

AT: None

TOT: 2 vs. Robert Morris, 2023

TFL: 1.0 vs. Robert Morris, 2023

Adams Career Statistics

Tackles

Year	G	U-A-T	TFL	Sacks	Ints
2023	1	2-0-2	1.0-3	0-0.0	0-0

83 Cody Ahola, TE



**6-3, 235, So.
Gilroy, CA
(Christopher)**

2023 – Did not see any action.

High School – Lettered in football, basketball and baseball ... football team most valuable player ... high school football coach was Darren Yafai ... named the school’s top scholar-athlete ... played center in basketball and center field in baseball ... member of the National Honor Society ... named to the honor’s list and

graduated in the top five percent of his class with a 4.18 grade point average.

Personal – Son on Harold and Joanne Ahola ... has an older brother ... majoring in management ... hobby is lifting weights ... member of cadet squadron 11.

8 Osaro Aihie, ILB



**6-1, 225, Sr.
San Leandro, CA
(San Leandro)**

2023 – Played in eight games ... recorded three total tackles, including two unassisted ... tied career high with two tackles vs. Army, both unassisted.

2022 – Played in all 13 games ... recorded four total tackles, including one unassisted ... had one quarterback hurry ... career-high two tackles at UNLV ... one tackle each

vs. Northern Iowa and Colorado.

2021 – Did not see any action.

High School – Lettered in football and basketball ... first-team all-league as a running back and linebacker in 2019 ... second-team all-state linebacker in 2019 ... three-star recruit by 247 and Rivals ... rushed for 784 yards and 10 touchdowns with 76 tackles and four quarterback sacks as a senior ... high school football coach was Brad Bowers ... earned the African American Achievement Award ... was on the honor roll all four years.

Personal – Son of Thomas and Ifueko Aihie ... one of four children ... majoring in management ... attended the Air Force Academy Prep School and played football.

Career Highs

UT: 2 vs. Army, 2023

AT: 2 vs. UNLV, 2022

TOT: 2 vs. Army, 2023

TFL: None

Aihie Career Statistics

Tackles

Year	G	U-A-T	TFL	Sacks	Ints
2023	8	2-1-3	0.0-0	0.0-0	0-0
2022	13	1-3-4	0.0-0	0.0-0	0-0
Total	21	3-4-7	0.0-0	0.0-0	0-0

4 Kendin Alexander, WR



**5-10, 165, Sr.
Seattle, WA
(Seattle Prep)**

2023 – Played in three games, including Robert Morris, San Diego State and Boise State.


2022 – Played in four games ... saw action vs. Northern Iowa, Colorado, Nevada and New Mexico.

2021 – Did not see any action.

High School – Lettered in football, basketball and track ... three-time all-metro selection at wide receiver and cornerback ... selected all-state as a cornerback ... earned second-team all-metro honors on special teams ... earned state top 100 recruiting honors ... was football team captain ... high school football coach was Aaron Maul ... appeared in two state championship track meets ... member of the 4x400-meter relay metro championship team ... was track team captain ... basketball team earned metro championship member of the dean’s list and the honor roll ... active with the Black Student Union as president and the school’s diversity council.

Personal – Son of Kurvin Sr. and Shanequa Alexander ... has three siblings ... majoring in aerospace engineering ... was born in Houston, Texas ... enjoys video games.

22 Owen Allen, RB



**5-11, 215, So.
Southlake, TX
(Southlake Carroll)**

2023 – Did not see any action.
High School – Lettered in football and lacrosse ... was a four-year letterman in football ... coach was Riley Dodge ... was a four-year starter and two-year team captain ... school's all-time leading rusher and second all-time leading rusher in the Dallas-Fort Worth Metroplex ... ranks

17th all-time in the state of Texas in rushing ... rushed for 7,700 yards and 120 touchdowns in his career, eclipsing the 2,000-yard mark in a season three times ... averaged 7.3 yards per carry on 1,060 carries during his career ... three-time unanimous district 4-6A most valuable player selection ... three-time Dallas Morning News first-team selection ... two-time Fort Worth Star Telegram first-team all-area selection ... named MaxPreps first-team All-American in 2019 ... rushed for 2,226 yards and 37 touchdowns in 2022, 2,145 yards and 32 touchdowns in 2021, 2,063 yards and 29 touchdowns in 2020 ... rushed for 1,267 yards and 23 touchdowns in 2019 as a freshman.

Personal – Son of Jeffrey and Meredith Allen ... has a brother and three sisters ... majoring in management ... hobbies include snowboarding.

57 Gabriel Averitt, OC



**6-3, 275, Jr.
Lakeland, FL
(Lakeland Christian)**

2023 – Played in one game, seeing action in the season opener vs. Robert Morris.

2022 – Did not see any action.

High School – Lettered in football ... football coach was Daniel Williams.

Personal – Son of Robert and Heather Averitt ... has four siblings ... majoring in management ... attended the Air Force

Academy Prep School and played football.

95 Carson Bay, P



**5-11, 165, Sr.
Tampa, FL
(Robinson)**

2023 – Played in 13 games ... served as the holder on all extra points and field goals ... punted a team-high 25 times, averaging 39.4 yards per punt ... had two touchbacks, 10 fair catches, eight inside the 20 and one of 50-plus yards ... averaged a season-best 43.0 yards on a career high eight punts vs. UNLV, including a season long of 50 yards.

2022 – Started all 13 games ... averaged 37.6 yards per punt with a long of 59 ... averaged 44.5 yards on two punts at Utah State ... punted four times for 41.0 avg vs. Navy, including a career-long of 59 yards ... averaged 42.8 yards on a career-high five punts at Wyoming, had a long of 53 yards ... two punts for a 46.0 average vs. Colorado

2021 – Played in seven games, starting the last six ... team-best 40.9

average on 16 punts ... punted three times for 42.0 average vs. Louisville in the bowl game ... also was the holder that game, first time in his career holding ... best day of his career came vs. Army, punting three times for a career-best 46.0 average with a long punt of 49 yards ... three longest punts of the season came in the game, all over 40 yards ... four punts for a 39.8 average with a long of 42 vs. SDSU in his first-career start.

High School – Lettered in football and soccer ... first-team all-state as a punter in football ... all-state as a goalie in soccer ... earned All-America honors in football ... team captain in football ... averaged 43 yards per punt his senior year while hitting all six field goal attempts ... high school football coach was Craig Everhart ... member of the National Honor Society ... International Baccalaureate Program Diploma ... had a 6.8 weighted grade point average.

Personal – Son of Christopher and Amy Bay ... majoring in biology with a minor in Spanish ... hobbies include hiking and spike ball ... hobby is visiting the 63 national parks.

Career Highs

Punts: 8, UNLV, 2023

Avg:..... 46.0, Army, 2021

Long:..... 53, Wyoming, 2022

Bay Career Statistics

Year	G	#	Avg.	120	50+	TB	Long
2023	13	25	39.4	8	1	2	50 (UNLV)
2022	13	31	37.6	12	2	3	59 (Navy)
2021	8	16	40.9	5	0	1	49 (Army)
Total	34	72	39.3	25	3	6	



Carson Bay

5 K.C. Beard, DB



**6-1, 210, Sr.
Antioch, TN
(Cane Ridge)**

2023 – Played in 13 games ... recorded four total tackles ... career-high three tackles vs. San Jose State ... one tackle vs. Navy.

2022 – Played in three games, seeing action vs. Northern Iowa, Nevada and New Mexico ... had a pass breakup vs. Northern Iowa.

2021 – Did not see any action.

High School – Lettered in football ... team captain ... earned all-city honors and was a two-time all-region selection ... high school coach was Eddie Woods ... graduated with a 4.2 grade point average.

Personal – Son of Kenneth and Keisha Beard ... given name is Kenneth ... has an older sister ... majoring in management ... hobbies include basketball, bowling, magic and video games.

Career Highs

UT: 1, San Jose State, 2023

AT: 2, San Jose State, 2023

TOT: 3, San Jose State, 2023

TFL: None

Beard Career Statistics

Year	G	U-A-T	TFL	Sacks	INT
2023	13	1-3-4	0.0-0	0.0-0	0-0
2022	3	0-0-0	0.0-0	0.0-0	0-0
Total	16	1-3-4	0.0-0	0.0-0	0-0

3 Jamari Bellamy, DB



**6-2, 185, Sr.
Atlanta, GA
(McEachern)**

2023 – Played and started all 13 games ... team-best six tackles, 1.0 tackles for loss and a pass breakup vs. James Madison in the bowl game ... five tackles at Boise State ... season-high seven tackles at Colorado State ... two tackles, an interception and a pass breakup at Navy ... three tackles and two pass breakups vs. Utah State ... first-


career start vs. Robert Morris, recording a tackle, a tackle for loss and a fumble recovery.

2022 – Played in 13 games, starting four ... three tackles vs. Baylor in the bowl game ... four tackles and a PBU at SDSU ... two tackles and first-career INT at UNLV ... career high of 10 tackles and 0.5 TFL at Utah State ... started first game of his career at Wyoming, recording three tackles ... first-career game vs. UNI, recorded two unassisted tackles

2021 – Did not see any action.

High School – Lettered in football ... was a two-year team captain ... high school football coach was Franklin Stephens ... member of the National Honor Society.

Personal – Son of James and Tina Bellamy ... is the youngest of three children ... majoring in management ... minor is Spanish ... attended the Air Force Academy Prep School and played football ... hobby is playing basketball.



Jamari Bellamy

Career Highs

UT: 6, Utah State, 2022

AT: 4, Utah State, 2022

TOT: 10, Utah State, 2022

TFL: 1.0, Robert Morris, 2023

Bellamy Career Statistics

Year	G	U-A-T	TFL	Sacks	INT
2023	13	23-12-35	2.0-3	0.0-0	1-1
2022	13	18-9-27	0.5-2	0.0-0	1-8
2021	0	0-0-0	0.0-0	0.0-0	0-0
Total	26	41-21-62	2.5-5	0.0-0	2-9

85 Mitchell Blakeslee, TE



**6-4, 260, So.
The Woodlands, TX
(The Woodlands)**

2023 – Did not see any action.

High School – Lettered in football and track ... three-year lettermen in football ... coach was Jim Rapp ... threw the shot put and discus ... three-time state qualifier and one time state runner up in the discus.

Personal – Son of Jason and Pamela Blakeslee ... has an older sister ... nickname

is Mitch ... majoring in management.

90 Brian Bradley, DE



**6-2, 250, Jr.
Woodstock, GA
(River Ridge)**

2023 – Did not see any action.
2022 – Did not see any action.
High School – Lettered in football ... helped team to regional championship ... named the county defensive player of the year ... all-state selection ... first-team all-region ... earned 22 positive athlete award and the Vincent J. Dooley Award ... four-year

letterman ... football coach was Michael Collins ... graduated with a 3.9 grade point average ... scholar-athlete award recipient ... member of the National Honor Society ... National Beta Club.

Personal – Son of Brian and Jennifer Bradley ... has an older sister ... majoring in systems engineering ... hobbies include listening to music, video games and watching sports.

24 Roman Bradley, FB



**5-10, 215, So.
Highlands Ranch, CO
(Valor Christian)**

2023 – Did not see any action.
High School – Lettered in football, baseball and golf ... lettered three years in football ... all-conference and all-Colorado in football ... helped team to three runner-up finishes ... football coach was Bret McGatlin ... lettered two years in baseball and three in golf ... was on the speech and debate team

for three years ... was a six-time team academic all-state awardee.

Personal – Parents are William and Karie-Ann Bradley ... has two siblings ... undecided about his major ... hobbies include golf and guitar.

14 Shawn Braxton, DB



**5-11, 200, So.
Peachtree City, GA
(Trinity Christian)**

2023 – Did not see any action.
High School – Lettered in football, basketball, track and baseball ... helped football team to a state championship and a runner-up finish ... team was two-time regional champion ... first-team all-state selection ... three-time first-team all-region selection ... three-time first-team all-county

... recorded 60 tackles, eight sacks and an interception his junior year ... had 70 tackles, five tackles for loss and four pass breakups as a senior ... four-year letterman ... coach was Kenny Dallas ... lettered twice in basketball and track and once in baseball ... member of the National Honor Society ... Beta Club member ... part of the CFA Leadership Academy ... graduated with a 4.3 grade point average.

Personal – Son of Shawn and Nina Braxton ... has two brothers and four sisters ... majoring in management ... hobbies include basketball, pickleball and golf.

6 Cameron Breier, WR



**6-2, 190, Jr.
Pasco, WA
(Chiawana)**

2023 – Played in two games, seeing action vs. Robert Morris and San Diego State ... is a two-time outdoor track Mountain West 400-meter hurdle champion, 2023 and 2024.

2022 – Played in 12 games ... recorded three total tackles, including two unassisted, on special teams ... did not have any offensive statistics.

2021 – Did not see any action.

High School – Lettered in football and track, earning nine letters total ... two-time first-team all-conference selection at linebacker ... all-state in track in the 300-meter hurdles and the 4x400-meter relay ... earned Washington 4A athlete of the year honors ... high school football coach was Scott Bond ... was junior and senior class president ... president of the National Honor Society ... graduated with a 3.95 grade point average, ranking 14th in his class ... graduated with an associates degree from Columbia Basin College.

Personal – Son of Michael and Camie Breier ... is one of five children ... majoring in biochemistry ... minor is Spanish ... nickname is Cam ... is a commercially rated pilot with over 300 hours of flight time.

9 Levi Brown, CB



**6-1, 185, Jr.
Kennesaw, GA
(Allatoona)**

2023 – Played in all 13 games ... recorded nine total tackles, including five unassisted ... career-high three tackles vs. San Diego State ... two tackles vs. James Madison in the bowl game.

2022 – Did not see any action.

High School – Lettered in football, basketball and track, earning 11 letters combined ... first-team all-county in football ... three-time all-region selection ... honorable mention all-state ... high school football coach was Gary Varner ... County long jump champion his junior year in track ... school record-holder in the long jump ... helped 4x400-meter relay team place fifth in state ... also participated in triple jump, high jump, 100 and 200-meter run and the 4x100-meter relay ... two-time student of the month academically ... won the Vince Dooley Character Award and the positivity award ... graduated with a 4.05 grade point average.

Personal – Son of Sterling and Myssi Brown ... one of four children ... undecided about his major.

Career Highs

UT: 1, James Madison, 2023
AT: 2, San Diego State, 2023
TOT: 3, San Diego State, 2023
TFL: None

Brown Career Statistics

Year	G	U-A-T	TFL	Sacks	INT
2023	13	5-4-9	0.0-0	0-0.0	0-0
Total	13	5-4-9	0.0-0	0.0-0	0-0


33 Brody Bujnoch, LB



**6-3, 235, So.
Hutto, TX
(Hutto)**

2023 – Did not see any action.
High School – Lettered in football ... coach was Will Compton.
Personal – Parents are Dean and Angela Bujnoch ... has two brothers ... majoring in mechanical engineering.

40 Michael Bunyan, LB



**6-3, 235, So.
Port Washington, WI
(Port Washington)**

2023 – Did not see any action.
High School – Lettered in football and basketball ... football coach was his father, John Bunyan ... all-state honors as a tight end ... honorable mention all-state as a defensive lineman.

Personal – Parents are John and Sheri Bunyan ... has one sibling ... majoring in

management ... hobbies include card games and spending time with friends.

62 Jack Burnett, OC



**6-3, 310, Jr.
San Francisco, CA
(St. Ignatius)**

2023 – Did not see any action.
2022 – Did not see any action.
High School – Lettered in football and baseball ... helped team to WCAL championship ... first-team all-league selection ... SFIAC athlete of the year honors ... player of the year in football by San Francisco Chronicle ... football coach was John Regalia.

Personal – Son of Brian Burnett and Cheryl Cornelius ... has a younger sibling ... majoring in economics ... attended the Air Force Academy Prep School and played football.

54 Are'an Burr, LB



**6-3, 220, Jr.
Colorado Springs, CO
(Air Academy)**

2023 – Played in one game, seeing action in the season opener vs. Robert Morris, recording one assisted tackle.

2022 – Did not see any action.

High School – Lettered in football and track ... two-time all-state selection in football ... three-time team most valuable player ... school records for most tackles in

a season (130) and game (24) ... high school football coach was Scott Grinde ... track state champion in the 4x100-meters and 4x200-meters ... member of the A-B honor roll.

Personal – Son of Derick Atwood and Tiffany Burr ... has two younger siblings ... majoring in systems engineering ... attended the Air Force Academy Prep School and played football ... hobbies include track, basketball and fishing.

Career Highs

UT: None
AT: 1, Robert Morris, 2023
TOT: 1, Robert Morris, 2023
TFL: None

Burr Career Statistics

Year	G	U-A-T	TFL	Sacks	INT
2023	1	0-1-1	0.0-0	0-0.0	0-0
Total	1	0-1-1	0.0-0	0-0.0	0-0



3 John Busha, QB



**6-2, 205, Jr.
Port Charlotte, FL
(Charlotte)**

2023 – Played in four games, seeing action vs. Robert Morris, San Diego State, UNLV and Boise State ... rushed for 11 yards and a touchdown ... hit 9-19 passes for 152 yards ... first-career pass attempt and completion came vs. UNLV, hitting 1-2 passes for 21 yards ... hit 8-17 passes for 131 yards with a season long of 38 yards

vs. Boise State ... rushed for a season-best 12 yards on three carries with a long run of six vs. Robert Morris in his first-career game.

2022 – Did not see any action.

High School – Lettered in football and baseball ... played center field in baseball.

Personal – Son of John, Sr. and Eloise Busha ... has an older sister ... majoring in astronautical engineering ... nickname is Bush ... attended the Air Force Academy Prep School and played football ... hobbies are fishing and pickleball.

Career Highs

Rushing

Carries: ... 10, Boise State, 2023
Yards: 12, Robert Morris, 2023
TDs: None
Long: 6, Robert Morris, 2023

Passing

Comps: ... 8, Boise State, 2023
Atts: 17, Boise State, 2023
Yards: 131, Boise State, 2023
TDs: None
Long: 38, Boise State, 2023

Busha Career Statistics

Rushing

Year	G	Att	Yds	Avg	TD	Lg
2023	4	13	11	0.8	1	6 (RMU)
2022	0	0	0	0.0	0	--
Total	4	13	11	0.8	1	

Passing

Year	G	C-A-I	Pct.	Yds	TD	Lg
2023	4	9-19-1	.474	152	0	38 (BSU)
2022	0	0-0-0	.000	0	0	--
Total	4	9-19-1	.474	152	0	



John Busha



Aiden Calvert

28 Aiden Calvert, RB



**5-10, 200, Sr.
Chula Vista, CA
(Mater Dei Catholic)**

2023 – Played in all 13 games, rushing for 177 yards on 23 carries ... averaged 7.7 yards per carry ... rushed for 17 yards on two carries vs. James Madison in the bowl game ... career highs of five carries for 45 yards at San Jose State ... four carries for 20 yards at Boise State ... season long run of 22 yards at Navy ... enters 2024 season

with an 8.2 career yards per carry average.

2022 – Played in four games, seeing action vs. Northern Iowa, Nevada, UNLV and New Mexico ... rushed for 45 yards on four carries and a touchdown on the year ... averaged 11.3 yards per carry ... season highs of two carries, 15 yards and a long of 15 vs. UNLV ... one carry for 15 yards vs. Northern Iowa ... one carry for six yards and a touchdown vs. Nevada.

2021 – Did not see any action.

High School – Lettered four years each in football and baseball ... two-time all-league selection in football ... was the league's offensive player of the year as a senior ... also earned academic all-league honors ... earned all-CIF honors as a senior ... high school football coach was John Joyner ... earned the school's male scholar-athlete of the year award his senior ... won the inaugural Dan Walters Memorial Scholarship ... two-time all-league selection in baseball ... member of the National Honor Society.

Personal – Son of Arthur and Lora Calvert ... has a younger sister ... majoring in biology ... minor is Spanish ... nickname is AC ... attended the Air Force Academy Prep School and played football ... hobbies include hiking, cliff jumping and snowboarding.

Career Highs

Carries: ... 5, San Jose State, 2023
Yards: 45, San Jose State, 2023
TDs: 1, Nevada, 2022
Long: 22, Navy, 2023

Calvert Career Statistics

Year	G	Att	Yds	Avg	TDs	Lg
2023	13	23	177	7.7	0	22 (Navy)
2022	4	4	45	11.3	1	15 (UNLV)
Total	17	27	222	8.2	1	

25 Hiroshi Carr, DB



**6-2, 190, So.
Stafford, WA
(Colonial Forge)**

2023 – Did not see any action.
High School – Lettered four years in football and one in indoor and outdoor track ... second-team all-region selection in football ... first-team all-district ... earned the school's male athlete of the year.
Personal – Son of Dexter and Asami Carr ... has one sibling ... undecided about his major ... hobbies include fishing and cooking.

major ... hobbies include fishing and cooking.

5 Dylan Carson, RB



**6-0, 215, Jr.
Marysville, WA
(Marysville Pilchuck)**

2023 – Played in nine games, starting one (Boise State) ... fourth on the team in rushing with 493 yards and two touchdowns on 68 carries ... averaged 7.3 yards per rush and was not thrown for a loss ... three straight games with career highs in rushing ... back-to-back 100-yard performances vs. UNLV and Boise State ... first-career start

at Boise State, rushing for a career-best 132 yards and a touchdown on 12 carries ... had a career-long run of 68 yards, the longest by a Falcon on the season ... career-high 16 carries for a then-career-best 104 yards vs. UNLV, recording his first-career 100-yard game ... then-career-high 13 carries for a team-best 87 yards and his first-career touchdown on a 35-yard run at Hawaii ... five carries for 27 yards vs. San Diego State ... rushed for 63 yards on 11 carries at San Jose State ... rushed for 50 yards on five carries with a long of 29 yards in his first-career game coming against Robert Morris in the season opener.

2022 – Did not see any action.

High School – Lettered in football, track, basketball and golf ... earned Washington offensive player of the year honors in football ... named

the 3A player of the year ... 2021 state rushing leader with 2,671 yards and 46 touchdowns ... rushed for 911 yards and 16 touchdowns in 2020 and 1,409 yards and 16 touchdowns in 2019 ... two-time first-team all-state selection ... earned athlete of the year and scholar-athlete of the year honors ... high school football coach was his father, Brandon Carson ... participated in the shot put, long jump, 100-meters and 4x100-meters in track ... member of the National Honor Society ... class salutatorian with a 3.95 grade point average ... 4.9 weighted GPA.
Personal – Son of Brandon and Sarah Carson ... has an older sister ... majoring in aeronautical engineering ... hobbies include fishing, hiking, weightlifting, reading and religious studies.

Career Highs

Carries: ..16, UNLV, 2023
Yards: 132, Boise State, 2023
TDs: 1, Boise State, 2022
Long: 68, Boise State, 2023

Carson Career Statistics

Year	G	Att	Yds	Avg	TDs	Lg
2023	9	68	493	7.3	2	68 (BSU)

43 Chances Carter-Hill, OLB



**6-2, 235, Jr.
Cuyahoga Falls, OH
(Archbishop Hoban)**

2023 – Played in one game, seeing action vs. Robert Morris ... moved from tight end to linebacker during spring drills.

2022 – Did not see any action.

High School – Lettered in football three years ... helped team to three state championships ... earned all-state honors ... high school football coach was Tim Tyrell.

Personal – Son of Courtney Carter and Katrina Hill Graham ... is one of 13 children ... was born in Washington, D.C. ... majoring in management ... attended the Air Force Academy Prep School and played football ... hobby is chess.

20 Owen Chambers, WR



**6-0, 195, So.
Dana Point, CA
(Dana Point)**

2023 – Did not see any action.

High School – Lettered in football.

Personal – Majoring in economics ... attended the Air Force Academy Prep School and played football.



Dylan Carson

20 Kyle Chen, DB



**6-1, 200, So.
Vancouver, WA
(Mountain View)**

2023 – Did not see any action.
High School – Lettered in football ... coach was Adam Mathieson ... earned all-league, all-region and all-state honors.
Personal – Son of Wendy Weng ... has an older brother ... major is undeclared.

49 Kurt Chesney, LS



**6-0, 205, Jr.
Aliso Viejo, CA
(Aliso Niguel)**

2023 – Started all 13 games as the long snapper on all punts, extra points and field goals.
2022 – Played in one game, seeing action vs. Colorado.
High School – Lettered four years in football ... earned All-American honors and was selected to play in the All-American

Bowl ... served as team captain ... two-time first-team all-league selection for defense ... named defensive player of the year as a freshman and senior ... led the team in tackles his junior and senior year... football coach was Michael Calahan ... also lettered in track and field three years ... threw the shot put and discus, in addition to competing in the long jump, 100-meters and the 4x100-meter relay team ... served as team captain ... member of the National Honor Society ... California Scholarship Federation member ... graduated with a 4.40 grade point average and was valedictorian... four-year member of the superintendent's honor roll and was a four-time scholar-athlete ... earned 2022 Scholar-Athlete Award by the National Football Foundation and College Hall of Fame, Orange County Chapter.

Personal – Son of Mike and Triss Chesney ... majoring in Cyber Science ... nickname is Kenny ... is an eagle scout ... hobbies include backpacking, rock climbing, photography and filmmaking.

27 Kaden Cloud, RB



**5-9, 185, So.
Gilbert, AZ
(Williams Field)**

2023 – Played in one game, seeing action in the season opener vs. Robert Morris ... two carries for 11 yards in his first-career game vs. Robert Morris ... averaged 5.5 yards per carry and had a long run of 11 yards.
2022 – Did not see any action.

High School – Lettered in football and track ... all-region selection in football ... underclassman of the year honors ... all-conference selection as a running back ... helped his team to the state championship ... rushed for 1,400 yards and 17 touchdowns as a sophomore, 700 yards and six touchdowns as a junior and 1,500 yards and 13 touchdowns as a senior ... high school football coach was Seve Campbell ... ranked in the 100, 200 and 400-meters in track ... also ran the 4x400-meter relay ... member of the honor roll ... graduated with a 3.7 grade point average.

Personal – Mother is Kerri Matich ... has an older brother ... majoring in management ... hobby is basketball.

Career Highs

Carries: ... 2, Robert Morris, 2023
Yards: 11, Robert Morris, 2023
TDs:..... None
Long:..... 11, Robert Morris, 2023

Cloud Career Statistics

Year	G	Att	Yds	Avg	TDs	Lg
2023	1	2	11	5.5	0	11 (RMU)

77 Cameron Collins, OT



**6-3, 270, Jr.
Lebanon, OH
(Saint Xavier)**

2023 – Did not see any action.
2022 – Did not see any action.
High School – Lettered three years in football ... all-state honors as a senior ... two-time all-conference honoree ... coach was Steve Specht.
Personal – Son of Kevin and Jocelyn Collins ... has one sibling ... major is military history.



Kurt Chesney

2 Tyme Collins, DB



**6-0, 215, Sr.
Waldorf, MD
(Bishop McNamara)**

2023 – Played in 10 games ... recorded two unassisted tackles ... one tackle each vs. Sam Houston State and San Diego State.

2022 – Played in two games, seeing action vs. Colorado and Nevada ... recorded one unassisted tackle, coming against Nevada.

2021 – Did not see any action.

High School – Lettered in football and

track ... football team captain ... two-time second-team all-league selection ... earned team defensive most valuable player honors in 2018 ... recorded three interceptions during a six-game season, returning one for a touchdown ... high school football coaches were Keith Goganious and Keahta Malloy ... ran the 55-meters (indoor) and the 100 and 200-meters outdoor ... graduated with Magna Cum Laude honors.
Personal – Son of Reuben and Debborah Collins ... has two siblings ... majoring in computer science ... attended the Air Force Academy Prep School and played football.

Career Highs

UT: 1, San Diego State, 2023

AT: None

TOT: 1, San Diego State, 2023

TFL: None

Collins Career Statistics

Year	G	U-A-T	TFL	Sacks	INT
2023	10	2-0-2	0.0-0	0-0.0	0-0
2022	2	1-0-1	0.0-0	0.0-0	0-0
Total	12	3-0-3	0.0-0	0.0-0	0-0

44 Rocco Conti, RB



**5-8, 190, So.
Olmsted Falls, OH
(Olmsted Falls)**

2023 – Did not see any action.

High School – Lettered in football ... coach was Tom Deluca.

Personal – Son of Sal and Jen Conti ... has a younger sibling ... majoring in economics.

67 Costen Cooley, OG



**6-4, 285, Jr.
Mesa, AZ
(Red Mountain)**


2023 – Played in one game, seeing action vs. Robert Morris ... part of an offensive line that helped Air Force finish second in the nation in rushing with a 281.5 average ... Air Force led the conference and finished sixth in the nation in sacks against with an .85 average ... offensive line anchored the offense to finishing fifth nationally in time

of possession with a 33:18 mark ... the offensive line was on the Joe Moore Award midseason honor roll as one of the nation's top units.
2022 – Did not see any action.

High School – Lettered in football, volleyball and track ... three-year starter in football ... 2019 region offensive player of the year ... high school football coach was Mike Peterson ... played middle in volleyball and threw the shot put and discus in track.

Personal – Son of Jason and Michelle Cooley ... has four siblings ... majoring in business management ... hobby is soccer.

99 Colton Corrao, PK



**6-2, 180, So.
Wesley Chapel, FL
(Cypress Creek)**


2023 – Played in two games, seeing action vs. San Jose State and San Diego State ... two kickoffs.

High School – Lettered in football and soccer ... first-team all-district and honorable mention all-state in football ... high school football coach was Mike Johnson ... first-team all-district selection in soccer as a

midfielder ... graduated with a 3.9 grade point average.

Personal – Son of Steven and Terra Corrao ... has four siblings ... majoring in law ... attended the Air Force Academy Prep School and played football ... hobby is golf.

16 Will Courtney, DB



**6-2, 180, So.
Austin, TX
(Westlake)**

2023 – Did not see any action.

High School – Lettered three years in football and two in track ... football coach was Tony Salazar ... team was two-time Texas 6A state champions and earned runner-up honors once ... earned all-district, all-Centex honors in 2021 ... second-team all-state selection in 2021 ... first-team all-

Centex and district defensive most valuable player in 2022 ... led team in tackles two years ... had 224 career tackles, which ranks in the top five in the school's history ... WHS Wall of Honor inductee in 2021 and 2022.

Personal – Son of Chris and Annie Courtney ... one of three children ... majoring in management ... hobby is basketball.

28 Terrance Cullivan, DB



**5-10, 185, Jr.
Cypress, TX
(Bridgeland)**

2023 – Played in two games, seeing action vs. Robert Morris and San Diego State ... recorded one assisted tackle on the season, coming against Robert Morris.

2022 – Did not see any action.

High School – Lettered in football and track ... helped his high school football team to an 11-3 record and appearance in the regional finals of the 6A playoffs ...

recorded 60 tackles and 5.5 tackles for loss ... also forced five fumbles, had four sacks and two interceptions ... first-team all-district selection ... high school football coach was David Raffield ... competed in the hurdles and 4x400-meter relay in track ... academic all-state selection ... graduated in the top 10 percent of his class.

Personal – Son of George and Trenae Bennett ...has four siblings ... majoring in electrical engineering.

Career Highs

UT: None
AT:..... 1, Robert Morris, 2023
TOT: 1, Robert Morris, 2023
TFL: None

Cullivan Career Statistics

Year	G	U-A-T	TFL	Sacks	INT
2023	2	0-1-1	0.0-0	0-0.0	0-0

10 Jack Curtis, DE



**6-5, 255, Jr.
Dallas, TX
(Highland Park)**

2023 – Played in three games, seeing action vs. Robert Morris, San Diego State and Boise State ... recorded three total tackles and a tackle for loss ... one tackle vs. Robert Morris ... season-high two tackles, including one for a loss of one yard, vs. San Diego State ... both tackles were unassisted.

2022 – Did not see any action.

High School – Lettered in football.

Personal – Son of Taylor and Kesh Curtis ... has two younger siblings ... majoring in business.

Career Highs

UT: 2, San Diego State, 2023
AT:..... 1, Robert Morris, 2023
TOT: 2, San Diego State, 2023
TFL: 1.0, San Diego State, 2023

Curtis Career Statistics

Year	G	U-A-T	TFL	Sacks	INT
2023	3	2-1-3	1.0-1	0.0-0	0-0

32 Dallas Daley, LB




**6-1, 215, So.
Renton, WA
(Cherokee Eastside Catholic)**

2023 – Did not see any action.

High School – Lettered in football, track and baseball ... helped football team to two state championships ... four-year letterman ... two-time all-league selection at receiver ... all-state selection at linebacker ... earned one letter each in track and baseball ... football coach was Dom Daste.

Personal – Father is Trevor Daley ... has two younger siblings ... attended the Air Force Academy Prep School and played football ... majoring in management.

43 Matthew Dapore, PK



**6-0, 190, Sr.
Springboro, OH
(Springboro)**

2023 – Started all 12 games he played, missing the San Jose State game due to illness ... Lou Groza National Placekicker Watch List ... honorable mention all-MW ... hit 15-19 field goals and 34 of 35 extra points ... led the team in scoring with 79 points ... ranked fourth in the Mountain West in field goal percentage (.789), fifth

in field goals (1.25) and was 10th in scoring (6.6) ... matched his career high with two field goals at Boise State, hitting from a season-long 50 and 45 yards ... Boise State game was 13th time in his career with two field goals in a game tied his career-high with two field goals at Sam Houston, both from 42 yards ... named Mountain West special teams player of the week vs. Sam Houston, becoming the first Falcon to earn the award since Luke Strebler in 2017 ... enters the 2024 season hitting 39-50 field goals in his career ... his .780 career field goal percentage is sixth best in AF history ... has scored 219 career points which ranks eighth in program history ... fourth in program history in career extra points (105) and fourth in made (102) ... his .917 career extra point percentage ranks 10th in program history ... ranks fourth in program history in career field goals attempted (50) and fifth in made (39).

2022 – Started all 13 games ... second on the team in scoring with 85 points ... honorable mention all-conference selection ... first-team all-Colorado by the National Football Foundation ... semifinalist for the Lou Groza National Placekicker Award, given annually to the top kicker in the nation ... ranked fifth in the MW in field goals (1.23), seventh in FG percentage (.762) and seventh in scoring (6.5) ... hit 16-21 field goals ... hit two field goals in seven games ... hit three field goals of 50-plus ... hit 2-2 field goals vs. Navy, including the game-winner from 22 yards with 4:14 left in the game ... kicked two field goals vs. Colorado, including a career-long 54 yarder which ties as the 13th longest in program history ... also hit from 47 yards774 career percentage is sixth best in AF history.

2021 – Played in 10 games, starting nine ... hit 31-32 PATs and 8-10 FGs for 55 points ... ranked fourth in the MW in FG pct (.800) ... hit 26-yard field goal in bowl vs. Louisville to give AF 10-point lead with 5:28 left ... hit field goals of 37 and 38 yards vs. UNLV to mark his second multiple-FG game ... hit a season-long 49 yard FG on the final play of first half at Nevada ... hit 2-2 field goals, hitting from 39 and 30 yards, vs. Army... his 30 yarder forced OT with 23 seconds left in the fourth quarter ... kicked a 28 yard FG at Boise State to make it 24-14 in the fourth quarter, seeing his first action since the Utah State game ... hit his first-

2024 PLAYER PROFILES

career field goal, a 22-yarder vs. Utah State.

High School – Lettered four years in football and three in baseball ... was a four-year starter ... first-team all-Ohio as a senior and second-team as a junior ... two-time first-team all-region selection ... first-team all-Southwest Ohio as a junior and senior ... high school football coach was Ryan Wilhite ... helped his team to the Ohio State semifinals in baseball ... played third base, pitcher and outfield ... graduated with a 4.1 grade point average.

Personal – Son of Jerome and Joette Dapore ... has an older sister ... majoring in systems engineering with a focus in aeronautical engineering.

Career Highs

Field Goals:..... 2, Boise State, 2023 (13 times)

FG Atts: 4, San Diego State, 2022

Long Made:..... 54, Colorado, 2022

Long Att: 57, San Diego State, 2022

Career Statistics

Kicking

Year	G	FGs	Long	PATs	Points
2023	12	15-19	50	34-35	79
2022	13	16-21	54	37-38	85
2021	10	8-10	49	31-32	55
Total	35	39-50	--	102-105	219

48 Anthony DeBerardino, LS



6-1, 200, Sr.
Apex, NC
(Apex Friendship)

2023 – Played in two games, seeing action vs. Robert Morris and San Diego State.

2022 – Did not see any action.

2021 – Did not see any action.

High School – Lettered in football, baseball and swimming ... earned academic honors in football ... was football team captain and team defensive most valuable player

... helped team to the conference championship ... high school football coach was Adam Sanders ... played third base, first base and pitcher in baseball ... did the freestyle and backstroke in swimming ... earned all-state honors in the backstroke ... graduated with a 4.2 grade point average.

Personal – Son of David and Christina DeBerardino ... has three siblings ... major in business management ... hobbies include golf, skiing and skeet shooting.

17 Drew Dubuclet V, ILB



6-0, 220, Jr.
Dallas, TX
(Lake Highlands)

2023 – Did not see any action.

2022 – Did not see any action.

High School – Lettered in football and track ... also participated in power lifting and bass fishing ... two-time first-team all-district selectee ... honorable mention all-state ... first-team all-city and all-district in 2020 ... all-city and all-district defensive most valuable player ... academic all-state ... named defensive newcomer of the year in 2020 ... helped team to district and bi-district championships ... only lost one regular season game in his career ... recorded 110 total tackles (59 solo) as a senior ... also had eight tackles for loss, two forced fumbles, three interceptions which all went for touchdowns, three sacks and a blocked punt ... high school football coach was Lonnie Jordan ... graduated with a 4.82 grade point average ... student council vice president ... honor graduate ... member of the Fellowship of Christian Athletes leadership council ... member of the National Honor Society ... AP Scholar.

Personal – Son of Victor Dubuclet and Mallory Cislo ... has six siblings ... majoring in business ... hobbies include golf, fishing and volunteer work ... owns his own Christmas lighting company called JD Light Company.



Matthew Dapore

52 Nathan Elwood, OL



6-3, 290, So.
Marysville, WA
(Marysville Pilchuck)

2023 – Did not see any action.
High School – Lettered in football, basketball, track, golf and wrestling ... two-time all-state selection ... two-time all-area selection as an offensive and defensive lineman ... three-time all-conference selection on offense and two-time defensive selection ... team was two-time league

champions ... lettered three years in football ... coach was Brandon Carson ... ranked 21st in his graduation class.
Personal – Parents are Seth and Tanya Elwood ... has two siblings ... majoring in management ... attended the Air Force Academy Prep School and played football ... hobbies are golf, fishing and camping.

2 Brandon Engel, WR



6-2, 200, Sr.
Dallas, TX
(Lake Dallas)

2023 – Played in 11 games, starting five ... second on the team in receiving with 10 catches for 178 yards ... had at least one reception in four of the last six games ... career highs of four catches for 57 yards at Boise State ... first-career start came vs. Wyoming ... recorded one catch for 39 yards at Hawaii ... two catches for 22 yards

vs. Army ... one catch for 28 yards vs. Utah State ... team's top returning receiver from 2022 with three catches for 40 yards.

2022 – Played in 13 games ... two straight games with a catch ... recovered on-side kicks vs. Colorado State and Baylor in the bowl game ... season highs of two catches for 25 yards at Utah State ... one catch for 15 yards vs. Navy, first catch of his career.

2021 – Did not see any action.

High School – Lettered in football and track ... football coach was Michael Young.

Personal – Son of Kevin and Cindy Engel ... has two siblings ... majoring in management ... attended the Air Force Academy Prep School and played football ... hobbies include hunting, fishing and lifting weights.

Career Highs


Catches:..... 4, Boise State, 2023
 Yards:..... 57, Boise State, 2023
 TDs:..... None
 Long:..... 39, Hawaii, 2023

Career Statistics

Receiving

Year	G	Att	Yds	Avg	TDs	Lg
2023	11	10	178	17.8	0	39 (UH)
2022	13	3	40	13.3	0	15 (Navy)
2021	0	0	0	0.0	0	--
Total	24	13	218	16.8	0	

75 Alec Falk, OL



6-5, 295, So.
Monument, CO
(Palmer Ridge)

2023 – Did not see any action.
High School – Lettered in football and track ... football coach was Mike Armen-trout ... threw the shot put and discus in track.

Personal – Son of Karl and April Falk ... has two younger sisters ... father, Karl, is a 1998 graduate of the Academy and played football ... majoring in cyber science ... attended the Air Force Academy Prep School and played football.

56 Ian Fisher, OL



6-3, 285, So.
Peachtree City, GA
(Mcintosh)

2023 – Did not see any action.
High School – Lettered in football ... coach was Derek Smith ... earned all-state honors ... two-time all-country and all-region selection ... helped team to first playoff appearance in five years ... member of the academic honor roll.

Personal – Son of Brian and Stephanie Fisher ... has two younger siblings ... majoring in management.



Brandon Engel

48 Luke Fisher, LB



**6-1, 225, So.
Columbus, MS
(Heritage Academy)**

2023 – Did not see any action.

High School – Lettered in football, basketball, baseball and track ... team was two-time MAIS 5A state champions ... two-time MAIS all-star ... all-star game most valuable defensive player ... earned all-state honors twice ... high school football coaches were Sean Harrison and Lance Pogue ... played

forward in basketball and outfield in baseball ... participated in the 4x400-meters, 200-meters, 100-meters and long jump in track ... member of the National Honor Society ... MAIS Honor Society, National Beta Club and Mu Alpha Theta ... graduated with a 4.0 grade point average. **Personal** – Parents are James and Marla Fisher ... has an older brother ... undecided about his major ... hobbies include water skiing, surfing, snow skiing and fishing.

88 Bruin Fleischmann, TE



**6-5, 235, Jr.
Pocatello, ID
(Century)**

2023 – Played in two games, seeing action vs. Robert Morris and San Diego State.

2022 – Did not see any action.

High School – Lettered in football, basketball and track ... first-team all-state ... two-time first-team all-conference selection ... offensive player of the year and rising star awards ... helped football team to three

straight conference titles and a third-place finish at state ... recorded 26 catches for 288 yards and six touchdowns as a sophomore, 46 catches for 843 yards and 15 touchdowns as a junior and 30 catches for 448 yards and three touchdowns as a senior ... earned three letters ... high school football coach was Travis Hobson ... lettered three years in basketball and four in track ... threw the shot put and discus in track ... member of the National Honor Society ... graduated with a 4.296 grade point average ... was first in his class of 239 ... student council football representative ... team captain in football.

Personal – Son of Ryan and Meg Fleischmann ... has three siblings ... majoring in management ... hobbies include basketball, track, outdoors, video games and backpacking ... nickname is Bru.

41 Blake Fletcher, LB



**6-2, 215, So.
Racine, WI
(William Horlick)**

2023 – Did not see any action.

High School – Lettered four years in football ... coach was his father, Brian Fletcher ... three-year team captain ... two-time team most valuable player ... recorded 146 tackles his senior year ... also lettered in track, basketball and baseball ... participated in the shot put, discus, 100-meters

and long jump in track ... was a pitcher and catcher in baseball ... class

valedictorian ... member of the National Honor Society ... student government vice president.

Personal – Son of Brian and Jenee Fletcher ... has four younger siblings ... majoring in management ... hobbies include working out and spending time with family.

65 Samuel Floysand, OT



**6-3, 275, Jr.
Cottage Grove, MN
(Cretin-Derham Hall)**

2023 – Played in one game, seeing action vs. Robert Morris ... part of an offensive line that helped Air Force finish second in the nation in rushing with a 281.5 average ... Air Force led the conference and finished sixth in the nation in sacks against with an .85 average ... offensive line anchored the offense to finishing fifth nationally in time


of possession with a 33:18 mark ... the offensive line was on the Joe Moore Award midseason honor roll as one of the nation's top units.

2022 – Did not see any action.

High School – Lettered in football.

Personal – Son of David and Melissa Floysand ... majoring in management ... attended the Air Force Academy Prep School and played football.

97 Luke Freer, P



**6-4, 225, Jr.
Fairhope, AL
(Fairhope)**

2023 – Played in eight games, starting five ... led the team in punting with a 42.7 average ... had three punts downed inside the 20 ... averaged 47.3 yards per punt vs. James Madison, including a season long of 53 yards.

2022 – Played in one game, seeing first action vs. Boise State ... punted twice for a

47.5 average with punts of 47 and 48 yards.

High School – Lettered in football and soccer ... first-team all-state selection in football ... helped team to Region I championships in 2021 ... kicked a 59-yard field goal, the third-longest in Alabama high school history ... high school football coach was Tim Carter ... second-team all-state honors in soccer ... served as a team captain in both sports ... member of the National Honor Society ... graduated in the top 10 percent of his class with a 4.3 grade point average ... member of Mu Alpha Theta.

Personal – Parents are Harlan and Meghan Freer ... has two older brothers ... majoring in geospatial science ... hobbies include fishing and hiking.

Career Highs

Punts: 4, Sam Houston, 2023

Avg:..... 47.3, James Madison, 2023

Long:..... 53, James Madison, 2023

Career Statistics

Punting

Year	G	#	Avg.	I20	50+	TB	Long
2023	8	15	42.7	3	2	0	53 (JMU)
2022	1	2	47.5	1	0	0	48 (BSU)
Total	9	17	43.2	4	2	0	

8 Kade Frew, RB



**5-9, 190, Jr.
Green Cove Springs, FL
(Bolles)**

2023 – Played in three games, seeing action vs. Robert Morris, San Diego State and San Jose State ... had one carry for three yards, coming against Robert Morris in the season opener.

2022 – Did not see any action.

High School – Lettered in football, baseball, track and weightlifting ... all-time

leading rusher in his high school program ... team was two-time state runner up ... high school football coach was Matt Toblin.

Personal – Son of Chris and Kim Frew ... has two siblings ... majoring in civil engineering ... hobbies include fishing and driving his truck.

Personal – Parents are Byron and Angel Chevez Rogers ... has one younger brother ... majoring in economics ... nickname is JG ... attended the Air Force Academy Prep School and played football ... hobbies include photography, biking and hiking.

Career Highs

UT: 4, San Jose State, 2023

AT: 2, Navy, 2023

TOT: 5, San Jose State, 2023

TFL: 1.0, San Jose State, 2023

Career Statistics

Tackles

Year	G	U-A-T	TFL	Sacks	INT
2023	8	17-8-25	2.0-2	0.0-0	0-0
2022	13	2-2-4	0.0-0	0.0-0	0-0
2021	0	0-0-0	0.0-0	0.0-0	0-0
Total	21	19-10-29	2.0-0	0.0-0	0-0

22 Jerome Gaillard, Jr., DB



**6-4, 200, Sr.
Kempner, TX
(Copperas Cove)**

2023 – Played in eight games, all starts ... missed the last five games due to injury ... recorded a tackle for loss in two games ... three tackles vs. San Diego State ... five tackles and a TFL at San Jose State ... first-career start vs. RMU, recording a career high five tackles, including four unassisted.

2022 – Played in 13 games ... one tackle vs. Colorado State ... first-career game vs. UNI,

recorded two total tackles, including one unassisted.

2021 – Did not see any action.

High School – Lettered in football, basketball and track ... played forward in basketball and participated in the 400-meters, 4x400-meters and triple jump in track.

92 Jackson Garrett, NG



**6-3, 265, Jr.
West Chester, OH
(Moeller)**

2023 – Did not see any action.

2022 – Did not see any action.

High School – Lettered in football and lacrosse ... first-team all-league, all-city and all-district in football ... helped his team to the Region 4 championship ... three-year starter ... football coach was Mark Elder ... four-year starter on lacrosse team ...

earned honor roll honors all four years ... president's education award recipient ... earned Ohio diploma with honors.

Personal – Son of Joseph Garrett and Tara Hughes ... has two siblings ... majoring in engineering management.

30 Kale Gibbs, RB



**5-8, 170, Sr.
Honolulu, HI
(LaGrange)**

2023 – Played in one game, seeing action vs. Robert Morris in the season opener.

2022 – Played in one game, seeing action vs. Northern Iowa in the season opener ... one carry for four yards.

2021 – Did not see any action.

High School – Lettered in football and track ... captain of football team ... earned

all-state honors as a running back ... named team's offensive most valuable player ... high school football coach was Matt Napier ... ran the 100-meter and 300-meter hurdles in track ... graduated with a 4.0 grade point average ... member of the Technical Honor Society.

Personal – Parents are Chuck and Raquel Gibbs ... one of two children ... majoring in economics ... minor is nuclear weapons and strategies.



Jerome Gaillard, Jr.

12 Terrence Gist, FB



**6-0, 225, Jr.
Taylors, SC
(Greenville)**

2023 – Did not see any action.
2022 – Did not see any action.
High School – Lettered in football all four years ... three-year letterman in baseball ... four-time all-region selection in football ... two-time defensive all-state first-team honoree ... ranked in the top five in the state in tackles in 2019 and 2020 ... high

school football coach was Greg Porter ... two-time all-region selection in baseball ... member of the National Honor Society ... graduated with a 4.2 grade point average.

Personal – Parents are Timothy and Lekicia Gist ... has three siblings ... majoring in business ... attended the Air Force Academy Prep School and played football ... hobbies include working out and poetry.

53 Charlie Gleason, DL



**6-4, 235, So.
Stillwater, MN
(Stillwater Area)**

2023 – Did not see any action.
High School – Lettered in football, wrestling and track ... earned all-state honors in football ... two-time all-district selection ... football coach was Beau Labore ... two-time all-section in track in discus ... also lettered in alpine skiing.

Personal – Parents are Thomas and Valerie Gleason ... has one older brother ... major-

ing in management ... minor in philosophy.

11 Camby Goff, SS



**6-1, 215, Sr.
Reynoldsburg, OH
(Reynoldsburg)**

2023 – Started one game, the season opener vs. Robert Morris ... recorded three total tackles ... was injured and missed the remainder of the season ... received a medical turnback from the Academy and returned last spring.

2022 – Started all 13 games ... honorable mention all-MW ... led the team in inter-

ceptions with three and pass breakups with nine ... three tackles vs. Baylor in the bowl game ... three tackles and a PBU vs. Colorado State ... two tackles and 0.5 sacks vs. New Mexico ... one tackle, an INT and a PBU vs. Army, INT clinched the game on Army's final drive ... one tackle and a QB hurry vs. Boise State ... four tackles at UNLV ... six tackles at Utah State ... two tackles and PBU vs. Navy, PBU was on third down in fourth quarter on Navy's last drive, forcing a punt and Navy didn't get the ball back ... two tackles and a PBU vs. Nevada ... season-high eight tackles and career-best two pass breakups at Wyoming, career-best six unassisted tackles ... four tackles, INT and two PBU vs. Colorado ... recorded three tackles and first-career INT vs. UNI, returning it 14 yards, also had a pass breakup.

2021 – Played in 11 games, starting eight ... six tackles and a TFL vs.

Louisville in bowl ... two tackles and a sack vs. UNLV ... four tackles and a TFL at Nevada ... deflected a pass on the two-point conversion attempt in the third OT ... team- and career-best 10 tackles, a TFL and two PBU at Colorado State ... first time to lead the team in tackles ... five tackles vs. SDSU ... eight tackles, a TFL for six yards and a forced fumble at Boise State ... two tackles and a pass breakup vs. Wyoming ... two tackles and a forced fumble vs. FAU in his first-career start ... recorded two tackles vs. Lafayette.

2020 – Played in six games ... recorded 13 total tackles, including six unassisted ... had 0.5 tackles for loss ... three tackles vs. Navy in his first career game ... four tackles, all unassisted vs. San Jose State ... recorded 0.5 tackles for loss for one yard vs. Boise State ... career-high five tackles vs. Army.

High School – Lettered in football ... high school football coach was Buddy White.

Personal – Son of Carlos and Cherraun Goff ... has two siblings ... majoring in cyber science ... attended the Air Force Academy Prep School.

Career Highs

UT: 6, Wyoming, 2022

AT: 5, Colorado State, 2021

TOT: 10, Colorado State, 2021

TFL: 1.0, UNLV, 2021

Career Statistics

Tackles

Year	G	U-A-T	TFL	Sacks	INT
2023	1	2-1-3	0.0-0	0.0-0	0-0
2022	13	20-22-42	0.5-1	0.5-1	3-25
2021	11	24-18-42	4.5-32	2.0-25	0-0
2020	6	6-7-13	0.5-1	0.0-0	0-0
Total	31	52-48-100	5.5-34	2.5-26	3-25



Camby Goff

95 Daniel Grobe, DE



**6-7, 270, Jr.
Tomball, TX
(Tomball Memorial)**

2023 – Played in five games ... recorded four total tackles and a tackle for loss ... career-high three tackles vs. SDSU ... first-career tackle (TFL) vs. Utah State.
2022 – Did not see any action.
High School – Lettered in football ... first-team all-district selection ... two-year lettermen ... high school coach was Sam Parker.

Personal – Son of Randall and Diana Grobe ... has two siblings ... major is business management ... attended the Air Force Academy Prep School and played football ... hobbies include fishing and hunting.


Career Highs

UT: 3, San Diego State, 2023
 AT: 1, Utah State, 2023
 TOT: 3, San Diego State, 2023
 TFL: None

Grobe Career Statistics

Tackles					
Year	G	U-A-T	TFL	Sacks	
2023	4	3-1-4	0.5-0	0.0-0	
2022	0	0-0-0	0.0-0	0.0-0	
Total	4	3-1-4	0.5-0	0.0-0	

21 Cade Harris, WR



**5-8, 185, Jr.
South Weber, UT
(Roy)**

2023 – Played in 13 games, eight starts ... matched career high with two catches for 32 yards at Boise State ... rushed for a career-high 33 yards on two carries with a career-long run of 29 yards vs. UNLV ... career-best 65-yard reception at Hawaii ... four carries for 28 yards and a TD vs. San Diego State ... also had two catches for career-best 82 yards and a TD ... scored

on a career-long 54-yard catch ... rushed for first-career touchdown vs. RMU, scoring on a three-yard run.

2022 – Played in four games, missed the last nine due to injury ... career highs with two catches for 45 yards and a long of 41 yards at Wyoming ... first-career touchdown, scoring on a 41-yard strike to give AF a 14-10 lead in the fourth quarter ... first-career game vs. UNI.

2021 – Did not see any action.

High School – Lettered in football, baseball and track ... earned first-team all-state and all-area honors ... was the region most valuable player ... earned team most valuable player honors ... high school football coach was Fred Fernandes ... ran the 100-meters and 4x100-meter relay in track ... earned high honor roll honors.

Personal – Parents are Christopher and Stacie Harris ... has a younger sister ... majoring in management ... nickname is Harry ... hobbies include skiing, video games, hunting and fishing.

Career Highs

Receiving
 Catches: 2, Boise State, 2023
 Yards: 65, Hawaii, 2023
 TDs: 1, San Diego State, 2023
 Long: 65, Hawaii, 2023

Rushing
 Rushes: 4, San Diego State, 2023
 Yards: 33, UNLV, 2023
 TDs: 1, San Diego State, 2023
 Long: 29, UNLV, 2023

Career Statistics

Receiving						
Year	G	Att	Yds	Avg	TDs	Lg
2023	13	5	179	35.8	1	65 (UH)
2022	4	2	45	22.5	1	41 (Wyo)
2021	0	0	0	0.0	0	--
Total	17	7	224	32.0	2	

Rushing						
Year	G	Att	Yds	Avg	TDs	Lg
2023	13	11	81	7.4	2	29 (UNLV)
2022	4	1	2	2.0	0	2 (Nev)
2021	0	0	0	0.0	0	--
Total	17	12	83	6.9	2	



Cade Harris

81 Houston Hawkins, WR




**6-0, 185, So.
Prosper, TX
(Prosper)**

2023 – Did not see any action.

High School – Lettered in football ... coach was Brandon Schmidt ... first-team all-district selection ... third-team all-state ... academic all-district selection.

Personal – Son of Michael and Cara Hawkins ... has a younger sister ... majoring in economics ... nickname is Hawk ... attended the Air Force Academy Prep School and played football.

10 Quentin Hays, QB



**6-0, 195, So.
Enterprise, AL
(Enterprise)**

2023 – Did not see any action.

High School – Lettered in football.

Personal – Majoring in behavioral science ... attended the Air Force Academy Prep School and played football.

12 Houston Hendrix, DB



**6-1, 205, So.
Boerne, TX
(Boerne)**

2023 – Did not see any action.

High School – Lettered in football ... coach was his father, Che Hendrix.

Personal – Son of Che and Lindsey Hendrix ... has two younger brothers ... majoring in management.

87 Connor Herford, DL



**6-4, 245, So.
Cass City, MI
(Cass City)**

2023 – Did not see any action.

High School – Lettered in football, basketball and track ... helped team to two regional championships ... three-time all-conference selection ... all-state honors ... coach was Scott Cuthrell ... member of the National Honor Society.

Personal – Parents are Ryan Herford and Angela Wasierski ... has one sibling ... majoring in management ... hobbies include family, hunting and video games ... attended the Air Force Academy Prep School and played football.

14 Kemper Hodges, FB




**6-0, 245, So.
Santa Rosa Beach, FL
(South Walton)**


2023 – Did not see any action.

High School – Lettered in football, basketball and lacrosse ... team captain in football as a junior and senior ... two-time first-team all-state selection ... earned four letters ... coach was Phil Tisa ... lettered three years in lacrosse and two in basketball ... was a midfielder in lacrosse.

Personal – Son of Zane and Michelle Hodges ... has two siblings ... majoring in mechanical engineering ... attended the Air Force Academy Prep School and played football ... was named Big Bad Basic during Basic Cadet Training at the Academy.



82 Adam Hrynciw, WR



6-3, 180, So.
Gilroy, CA
(Christopher)

2023 – Did not see any action.
High School – Lettered three years in football and baseball and two in basketball ... all-district and all-conference honoree in football ... coach was Chad Long ... played shortstop and second base in baseball ... member of the National Honor Society ... ranked 14th in academics in his class of

255.

Personal – Parents are Michael and Dawn Hrynciw ... has two older sisters ... major is civil engineering ... nickname is Chewy.

30 Isaac Hubert, LB



6-1, 225, So.
Canton, GA
(Creekview)

2023 – Did not see any action.
High School – Lettered in football.
Personal – Parents are Rob and Amy Hubert ... majoring in management ... brother Ty is a junior at the Air Force Academy and plays football.

38 Ty Hubert, OLB



5-11, 205, Jr.
Canton, GA
(Creekview)

2023 – Did not see any action.
2022 – Did not see any action.
High School – Lettered in football, wrestling and lacrosse ... had the team's highest grade point average three years ... first-team all-region, all-county and all-metro ... high school coach was Trevor Williams ... nominated for the Governor's Honor Program two years ... Heisman High

School Scholarship winner ... Canton Optimist Award ... Georgia Scholar ... presidential scholar ... graduated fifth in his class ... member of the National Honor Society ... served as class president two years.

Personal – Son of Robert and Amy Hubert ... has two siblings ... brother Isaac is a sophomore at the Academy and plays football ... majoring in aeronautical engineering ... hobby is racquetball.

11 Josh Johnson, QB



6-2, 190, So.
New Orleans, LA
(Morton Ranch)

2023 – Did not see any action.
High School – Lettered three years in football and track ... team most valuable offensive player as a senior ... school record holder in passing yards and touchdowns in a season and career ... passed for 1,738 yards and 17 touchdowns as a senior ... also rushed for 631 yards and 12 touch-

downs ... football coach was Matthew Sciba ... member of the National Honor Society.

Personal – Parents are Eric and Dana Johnson ... has two siblings ... majoring in management ... hobbies include volleyball, track and field and basketball.

4 Devin Jordan, DB



6-0, 195, So.
Eden Prairie, MN
(Eden Prairie)

2023 – Did not see any action ... finished second place in the Mountain West outdoor track and field championships in 2024 in the high jump with a jump of 6-feet-9.

High School – Lettered three years each in football and track ... first-team all-state honors in football ... recorded 79 tackles

and five interceptions as a senior ... football coach was Mike Grant ... competed in the high jump, long jump, triple jump and the 4x100-meters in track ... Mr. Minnesota Track and Field finalist ... state champion in the triple jump ... member of the National Honor Society.

Personal – Parents are Crawford and Sarah Jordan ... has a younger sister ... majoring in economics ... nicknames are Dev and DJ ... hobbies include movies, watching television and basketball.



46 Zach Juckel, ILB



**6-2, 225, Jr.
Lakeville, MN
(Lakeville South)**

2023 – Played in all 13 games ... had 11 total tackles and a pass breakup ... two tackles vs. Army ... career-best three tackles vs. San Jose State.

2022 – Did not see any action.

High School – Lettered three years in football ... helped team to state championship ... team captain ... led team in tackles for three years ... high school football coach

was Ben Burk ... also played hockey ... graduated in the top 15 of his class with a 4.3 grade point average.

Personal – Son of Dan and Katy Juckel ... has two older siblings ... major is management ... nickname is Jucks ... hobbies include music, playing the guitar and outdoor activities.

Career Highs


UT: 2, Army, 2023
AT: 2, San Jose State, 2023
TOT: 3, San Jose State, 2023
TFL: None

Career Statistics

Tackles

Year	G	U-A-T	TFL	Sacks	INT
2023	12	6-4-10	0.0-0	0.0-0	0-0
Total	12	6-4-10	0.0-0	0.0-0	0-0

80 Simon Kibbee, TE



**6-8, 250, So.
Aurora, CO
(Grandview)**

2023 – Did not see any action.

High School – Lettered in football and basketball ... first-team all-conference and second-team all-state in football ... named to the all-Colorado team and was a first-team all-academic selection ... football coach was Tom Doherty ... graduated with a 4.1 grade point average ... was a four-

year academic letterwinner.

Personal – Parents are Stephen and Lara Kibbee ... has three siblings ... majoring in civil engineering ... hobby is golf.

17 Kaleb Killian, RB



**5-10, 195, Jr.
Jacksonville, FL
(Trinity Christian Academy)**

2023 – Did not see any action.

2022 – Did not see any action.

High School – Lettered in football ... coach was Verlon Dorminey.

Personal – Son of Raynell, Jr. and Tanika Killian ... has two younger siblings ... majoring in economics ... attended the Air Force Academy Prep School and played football.



54 Jackson Kohal, OL



**6-4, 305, Sr.
Coeur d'Alene, ID
(Coeur d'Alene)**

2023 – Played in seven games ... part of an offensive line that helped Air Force finish second in the nation in rushing with a 281.5 average ... Air Force led the conference and finished sixth in the nation in sacks against with an .85 average ... offensive line anchored the offense to finishing fifth nationally in time of possession with a

33:18 mark ... the offensive line was on the Joe Moore Award midseason honor roll as one of the nation's top units.

2022 – Played in two games, seeing action vs. Nevada and New Mexico ... part of an offensive line that helped the Falcons lead the nation in rushing with a 326.7 average ... the offensive line was a semifinalist for the Joe Moore Award, which goes annually to the top offensive line in the nation ... the offensive line was key in helping the team lead the nation in time of possession with a 36:33 mark ... the unit led the conference and ranked seventh in fewest sacks allowed with a .92 average.

2021 – Did not see any action.

High School – Lettered in football and wrestling ... three-year starter in football ... helped team to third place and runner up finishes ... two-time first-team all-state honoree ... three-time all-league selection ... lettered all four years ... athlete of the year ... high school football coach was Shawn Amos ... lettered four years in wrestling ... finished third and fourth place in state ... member of the National Honor Society ... ranked in the top 20 of his class and graduated with a 4.2 grade point average.

Personal – Son of Tim and Sarah Kohal ... has three siblings ... majoring in mechanical engineering ... hobbies are hiking and fishing.

69 Luca Kowalik, OL



**6-4, 280, So.
Brookfield, WI
(Marquette University)**

2023 – Did not see any action.

High School – Lettered in football ... two-time all-conference honoree ... coach was Kieth Klestinski ... academic all-state selection ... served as student body president ... team captain in football and rugby.

Personal – Son of Robert and Colette Kowalik ... has two siblings ... majoring in

political science ... nickname is Shamoo ... attended the Air Force Academy Prep School and played football ... hobby is fly fishing.



25 Tylor Latham, RB



**5-8, 180, Jr.
Madison, MS
(Madison Ridgeland Academy)**

2023 – Played in one game, seeing action vs. Robert Morris in the season opener.

2022 – Did not see any action.

High School – Lettered in football, basketball and track ... two-time all-state in football ... two-time all-conference honoree ... conference scholar-athlete ... helped team to three state championships

... high school football coach was Herbert Davis ... helped basketball team to four state championships ... ran the 400-meters in track ... member of the National Honor Society ... graduated with a 4.6 grade point average.

Personal – Son of Willie and Tracy Latham ... has four siblings ... majoring in business ... nickname is T ... born in Long Beach, Calif.

68 Tyler Lawrence, OL



**6-4, 305, So.
Puyallup, WA
(Puyallup)**

2023 – Did not see any action.

High School – Lettered in football, basketball and baseball ... was a two-time first-team all-league selection ... three-year letterwinner ... football coach was Brian Grout.

Personal – Parents are Andrew and Naomi Lawrence ... has an older sister ... majoring in management ... nickname is TLaw

... attended the Air Force Academy Prep School and played football ... hobbies include golf, poker and computers.

92 Logan Lehrer, PK



6-2, 195, So.
(Prior Lake, MN
(Prior Lake)

2023 – Did not see any action.
High School – Lettered in football ... coach was Matt Gegenheimer.
Personal – Parents are Robert and Andhra Lehrer ... has four siblings ... majoring in biology.

7 Jake Martin, DB



6-2, 205, Sr.
Monument, CO
(Lewis Palmer)

2023 – Played in nine games ... missed four games due to injury ... matched his career high with two tackles vs. James Madison in the bowl game ... season-best two tackles vs. San Diego State.
2022 – Played in all 13 games ... recorded five total tackles ... season highs of one tackle in five different games ... one tackle vs. Baylor in the bowl game.

2021 – Did not see any action.
High School – Lettered in football, wrestling and lacrosse ... team captain for football and wrestling ... named team most valuable player in football ... first-team all-conference ... Gazette Preps Peak Performer ... classroom champion ... football coach was Dustin Tupper ... wrestled at 145 and 170 pounds ... was a defensive midfielder in lacrosse.
Personal – Parents are Jay and Travis Elaine Martin ... has two siblings ... given name is Jacob ... majoring in business management ... attended the Air Force Academy Prep School and played football ... hobbies are hunting, fishing and hiking ... enjoys traveling.

Career Highs

UT: 1, JMU, 2022
 AT: 1, JMU, 2022
 TOT: 2, JMU, 2022
 TFL: None

Career Statistics

Tackles

Year	G	U-A-T	TFL	Sacks	INT
2023	9	2-3-5	0.0-0	0.0-0	0-0
2022	13	3-2-5	0.0-0	0.0-0	0-0
Total	22	5-5-10	0.0-0	0.0-0	0-0

15 Maguire Martin, QB



6-1, 190, So.
(Argyle, TX)
(Prestonwood Christian Academy)

2023 – Did not see any action.
High School – Lettered in football and track ... helped track team to state runner-up finish ... state champion in the 300-meter hurdles ... earned all-state and all-district honors ... lettered four years ... football coach was Donnie Yantis ... three-

time academic all-state.

Personal – Son of Mark and Heather Martin ... has five siblings ... majoring in management ... hobbies are working out, running and Bible study ... nickname is Mag.


24 Robert Mbroh, ILB



6-3, 240, Sr.
Oklahoma City, OK
(Heritage Hall)

2023 – Played in one game, seeing action vs. San Jose State.
2022 – Played in three games, seeing action vs. Northern Iowa, Nevada and New Mexico ... one assisted tackle vs. Northern Iowa.

2021 – Did not see any action.
High School – Lettered in football, basketball and track ... all-district selection in football ... Oklahoma Super 30 Athlete honor ... helped team to two state championships ... football coach was Brett Bogert ... played forward in basketball and threw the shot put in track ... member of the National Honor Society ... Mu Alpha Theta, Headmasters List ... graduated with a 4.0 grade point average.
Personal – Parents are Robert and Carmon Mbroh ... has an older sister ... majoring in aeronautical engineering ... nickname is Rob ... hobbies include worship, playing video games and hanging out with friends.



71 Michael McAninch, OL



**6-3, 300, Sr.
Toledo, OH
(Western)**

2023 – Played in nine games ... part of an offensive line that helped Air Force finish second in the nation in rushing with a 281.5 average ... Air Force led the conference and finished sixth in the nation in sacks against with an .85 average ... offensive line anchored the offense to finishing fifth nationally in time of possession with a

33:18 mark ... the offensive line was on the Joe Moore Award midseason honor roll as one of the nation's top units.

2022 – Did not see any action.

2021 – Did not see any action.

High School – Lettered in football three years ... helped team to district championship ... first-team all-state ... football coach was David Mifsud ... member of the National Honor Society ... ranked 23rd in his class.

Personal – Parents are Daniel and Joellen McAninch ... has three siblings ... majoring in management ... hobbies are snowmobiling and video games ... nickname is Big Mac.



Michael McAninch

42 Jakobi McGowan, LB



**6-1, 205, Sr.
Indianapolis, IN
(Brownsburg)**

2023 – Did not see any action.

2022 – Did not see any action.

2021 – Did not see any action.

High School – Lettered in football.

Personal – Majoring in biology.

87 Parker Menefee, TE



**6-6, 245, Jr.
Missouri City, TX
(Ridge Point)**

2023 – Played in two games, seeing action vs. Robert Morris in the season opener and Army.

2022 – Did not see any action.

High School – Lettered in football and baseball ... football coach was Rick LaFavers ... pitched and played first base in baseball.

Personal – Son of Chris and Jennifer Menefee ... has two siblings ... majoring in management ... attended the Air Force Academy Prep School and played football.

47 Luke Meyer, OLB



**6-4, 240, So.
Centennial, CO
(Valor Christian)**

2023 – Played in four games, seeing action vs. San Jose State, San Diego State, Navy and Colorado State ... recorded one tackle, coming against San Diego State.

High School – Lettered in football, baseball and tennis ... all-state selection in football at defensive end ... high school football coaches were Donnie Yantis and Ed McCafrey ... earned academic all-state honors as a senior.

Personal – Son of Tony and Erika Meyer ... has two younger siblings ... major is business management and minor is economics ... attended the Air Force Academy Prep School and played football ... hobby is fishing.



76 Alex Moore, OL



**6-3, 270, Sr.
Louisville, KY
(Trinity)**

2023 – Played in 12 games ... part of an offensive line that helped Air Force finish second in the nation in rushing with a 281.5 average ... Air Force led the conference and finished sixth in the nation in sacks against with an .85 average ... offensive line anchored the offense to finishing fifth nationally in time of possession with a

33:18 mark ... the offensive line was on the Joe Moore Award midseason honor roll as one of the nation's top units.

2022 – Played in two games, seeing action vs. Nevada and New Mexico ... part of an offensive line that helped the Falcons lead the nation in rushing with a 326.7 average ... the offensive line was a semifinalist for the Joe Moore Award, which goes annually to the top offensive line in the nation ... the offensive line was key in helping the team lead the nation in time of possession with a 36:33 mark ... the unit led the conference and ranked seventh in fewest sacks allowed with a .92 average.

2021 – Did not see any action.

High School – Lettered in football ... helped team to three state championships ... first-team all-district and all-state ... high school coach was Bob Beatty ... member of the National Honor Society ... class vice president ... graduated with a 4.0 grade point average.

Personal – Son of Ryan and Jody Moore ... has two siblings ... majoring in management.

86 Omari Murdock, TE



**6-6, 225, So.
Little Rock, AR
(Lovejoy)**

2023 – Did not see any action.

High School – Lettered in football, basketball and track ... football coach was Chris Ross ... ran the 400-meters in track.

Personal – Majoring in behavioral science ... attended the Air Force Academy Prep School and played football.

93 Bryce Olson, PK



**5-11, 195, So.
Fort Collins, CO
(Fossil Ridge)**

2023 – Did not see any action.

High School – Lettered in football and basketball ... three-time first-team all-conference kicker ... all-state honorable mention ... two-time all-conference selection as a tight end ... academic all-state three years ... football coach was Jeffrey Fulton ... graduated with a 4.2 grade point average ... academic all-state three years.

Personal – Parents are Aaron Olson and Jennifer Wardinski ... has two siblings ... majoring in management.

55 Jayden Oquendo, DL



**6-2, 285, So.
Olathe, KS
(Olathe Northwest)**

2023 – Did not see any action.

High School – Lettered in football, wrestling and track ... first-team all-district as a senior ... honorable mention all-state honoree ... named the school's defensive player of the year two years ... honorable mention all-district as a junior ... first-team all-district and second-team all-state as a

sophomore ... second-team all-district and honorable mention all-state as a freshman ... football coach was Aaron Hafner ... placed fourth at state in wrestling at 285-pound class ... finished seventh in state in the shot put, setting a school record.

Personal – Parents are Lawrence and Daneeka Marshall-Oquendo ... has a younger brother ... majoring in civil engineering ... hobbies include basketball and video games ... attended the Air Force Academy Prep School and played football.

23 Cade Palmer, FB



**6-1, 220, So.
Colorado Springs, CO
(TCA)**

2023 – Did not see any action.

High School – Lettered in football and basketball ... earned four letters in football ... two-time first-team all-state honoree ... football coach was Justin Rich ... named the school's scholar-athlete of the year.

Personal – Parents are Scott and Bethany Palmer ... older brother, Cole, is a senior

at the Academy and plays football ... majoring in management ... attended the Air Force Academy Prep School and played football.

50 Cole Palmer, OLB



**6-4, 245, Sr.
Colorado Springs, CO
(TCA)**

2023 – Played in one game, seeing action vs. Robert Morris in the season opener.

2022 – Did not see any action.

2021 – Did not see any action.

High School – Lettered in football and lacrosse ... earned team offensive most valuable player honors and overall team MVP award ... two-time first-team all-state selection ... two-time all-conference selection ... named to the all-state team ... football coach was Justin Rich.

Personal – Parents are Scott and Bethany Palmer ... younger brother, Cade, who is a sophomore at the Air Force Academy and plays football ... majoring in management ... attended the Air Force Academy Prep School and played football ... hobbies include skiing and photography.

91 Rip Perez, P



**6-2, 200, So.
Atlanta, GA
(Marist School)**

2023 – Did not see any action.
High School – Lettered in football and baseball ... earned three letters in football ... team captain ... first-team all-state and all-region ... helped team to state championship in 2020 ... team was three-time regional champions ... football coach was Alan Chadwick ... played pitcher, first base and outfield in baseball ... honor roll student.

Personal – Parents are Rob and Meri Perez ... has two siblings ... father, Rob, is a 1992 Academy graduate and played football ... father was the starting quarterback for Air Force in two bowl victories ... majoring in management ... hobbies including hunting, fishing and music.

21 Aidan Plate, DB



**6-2, 200, Sr.
Dayton, OH
(Kettering Archbishop Alter)**

2023 – Played in two games, seeing action vs. Robert Morris in the season opener and San Diego State.
2022 – Did not see any action.
2021 – Did not see any action.
High School – Lettered in football and basketball ... earned most outstanding defensive back honors for his team twice

... first-team-all-conference honors twice ... team captain ... first-team all-district and second-team all-state as a senior ... helped team to two conference titles and two regional championships ... team was state runner-up in 2018 and state semifinalist in 2020 ... recorded 79 tackles as a senior, along with four interceptions ... had eight career interceptions and 152 career tackles ... football coach was Ed Domsitz ... president of Student Council, German and University Clubs ... Upper Room leader ... men's fellowship founder ... member of the National Honor Society ... graduated with a 4.3 grade point average.

Personal – Parents are Jeffrey and Kelly Murphy-Plate ... has four siblings ... majoring in military and strategic studies ... hobbies are spike ball, cooking and watching movies.

29 Evan Rau, WR



**5-9, 180, Jr.
Waipahu, HI
(Kamehameha)**

2023 – Played in two games, seeing action vs. Robert Morris and San Diego State.
2022 – Did not see any action.
High School – Lettered in football and track ... first-team all-state ... first-team all-Hawaii ... football coach was Abu Maafala ... ran the 100- and 200-meters, along with the 4x100-meter relay ... also long jumped ...

graduated with a 3.9 grade point average.

Personal – Son of John and Dionne Rau ... has a younger sibling ... majoring in management.

91 Lukia Rawls, Jr., DL



**6-0, 280, So.
Houston, TX
(Klein Cain)**

2023 – Did not see any action.
High School – Lettered in football and track ... two-time district defensive most valuable player ... football coach was James Clancy ... threw the shot put and discus in track.

Personal – Son of Lukia, Sr., and Destine Rawls ... has a younger sister ... majoring in military strategic studies ... nickname is Kia ... attended the Air Force Academy Prep School and played football ... hobby is reading.

50 Henry Rickels, OL



**6-4, 300, So.
Bellevue, NE
(Bellevue West)**

2023 – Did not see any action.
High School – Lettered in football, basketball and track, earning six letters overall ... helped his teams to two state titles ... earned super state and all-state honors in football ... football coach was Michael Huffman ... team captain his senior season.

Personal – Parents are Andrew Rickels and Angela Bailey ... has two siblings ... majoring in management ... nickname is Hank ... hobby is spending time with friends.

7 Tre Roberson, WR



**6-2, 205, Jr.
Helena, AL
(Thompson)**

2023 – Played in one game, seeing action vs. Robert Morris in the season opener.
2022 – Did not see any action.
High School – Lettered in football and basketball ... football team captain ... two-time all-county selection in football ... second-team all-state honors ... helped his team to the 7A state championship ... earned four

letters ... high school football coach was Mark Freeman ... three-year letterman in basketball ... played for the Georgia Stars in AAU basketball for three years.

Personal – Son of Jay and Niva Roberson ... has two siblings ... majoring in management ... attended the Air Force Academy Prep School and played football ... hobbies include bowling, golf, cards and puzzles.

13 Jared Roznos, WR



**6-0, 190, Sr.
Sacramento, CA
(Seattle Prep)**

2023 – Played in 10 games, nine starts ... led the team in receiving with 12 catches, 374 yards and three touchdowns ... set an Air Force single-season record for yards per reception (31.2), breaking the mark of 30.3 set by Brandon Lewis in 2021 ... caught a pass in eight of his 10 games ... scored on a 42-yard TD catch vs. James Madison in

the bowl game ... career-best three catches for 34 yards vs. Wyoming ... two catches for 79 yards and a touchdown vs. San Diego State ... first-career start vs. Robert Morris in the season opener, recording first-career statistics with two catches for a career-best 95 yards and a touchdown ... also had a long of 84 yards for the TD ... his 84-yard touchdown reception ties as the fifth-longest in program history.

2022 – Played in one game, seeing action vs. Nevada.

2021 – Did not see any action.

High School – Lettered in football.

Personal – Majoring in astronautical engineering.

Career Highs

Catches:..... 3, Wyoming, 2023

Yards:..... 95, RMU, 2023

TDs:..... 1, JMU, 2023

Long:..... 84, RMU, 2023

Roznos Career Statistics

Receiving

Year	G	Att	Yds	Avg	TDs	Lg
2023	10	12	374	31.2	3	84 (RMU)
2022	1	0	0	0.0	0	--
2021	0	0	0	0.0	0	--
Totals	11	12	374	31.2	3	

56 Gray Ryan, DE



**6-5, 250, So.
Las Vegas, NV
(Faith Lutheran)**

2023 – Did not see any action.

High School – Lettered in football three years ... first-team all-conference defensive lineman ... earned team most valuable players honors in 2023 ... football coach was Mike Sanford, Jr. ... member of the National Honor Society ... STEM endorsement ... finished 17th overall in his class

with a 4.38 grade point average ... spent a summer doing an internship with Allegiant Airlines focused on ecommerce.

Personal – Parents are Matthew and Betsy Ryan ... has a younger sister ... major in computer science ... minor is Spanish ... hobbies include snowboarding, weights, guitar and computer programming.

18 Elijah Sanders, OLB



**6-3, 240, Sr.
Clayton, NC
(Clayton)**

2023 – Played in seven games ... recorded two tackles ... one tackle vs. Robert Morris in the season opener ... one tackle vs. Army.

2022 – Played in four games, seeing action vs. Northern Iowa, Colorado, UNLV and New Mexico ... recorded three total tackles ... career high two tackles vs. Northern

Iowa.

2021 – Did not see any action.

High School – Lettered in football and basketball ... helped football team to three conference championships ... earned all-state honors ... recorded 22 sacks in one season ... football coach was Shane Handy.

Personal – Parents are Courtney and Victoria Sanders ... has an older sister ... major in economics ... attended the Air Force Academy Prep School and played football.

Career Highs

UT: 1, New Mexico, 2022

AT: 1, New Mexico, 2022

TOT: 2, New Mexico, 2022

TFL: None

Career Statistics

Tackles

Year	G	U-A-T	TFL	Sacks	INT
2023	7	0-2-2	0.0-0	0.0-0	0-0
2022	4	1-2-3	0.0-0	0.0-0	0-0
Total	11	1-4-5	0.0-0	0.0-0	0-0



Jared Roznos

49 David Santiago, LB



6-4, 235, So.
Raleigh, NC
(Clayton)

2023 – Did not see any action.
High School – Lettered in football and baseball ... two-time all-conference selection ... all-state honoree ... helped team to regional runner-up finish his senior year, the most successful in program history ... recorded 83 tackles, 16 tackles for loss, 13 sacks, an interception, seven pass break-ups, two forced fumbles, two fumble recoveries and blocked two kicks as a senior ... also had 19 catches for 321 yards and five touchdowns ... had 52 tackles, 20 TFL, four sacks as a junior ... recorded 46 tackles, 10 TFL, six PBU and five forced fumbles as a sophomore ... also scored a defensive touchdown ... football coach was Hunter Jenks ... played first base in baseball ... member of the National Honor Society and National Achiever Society ... active in Fellowship of Christian Athletes ... ranked 97th in class of 522 with a 4.23 grade point average.

Personal – Parents are Jay and Heather Santiago ... has one older sibling ... majoring in management ... hobbies are soccer and dancing.

32 Jordan Scarbrough, WR



5-8, 185, Jr.
Leonardtown, MD
(Saint Mary's Ryken)

2023 – Played in one game, seeing action vs. Robert Morris in the season opener.
2022 – Did not see any action.

High School – Lettered in football ... was a two-time first-team all-conference honoree ... helped team to three Metro Division championships ... coach was Aaron Brady.

Personal – Parents are Jeremy and Kara Scarbrough ... has two siblings ... majoring in management ... hobbies include snowboarding and playing video games.


31 Jordan Shuler, LB



6-0, 220, So.
Herndon, VA
(Gonzaga College)

2023 – Did not see any action.
High School – Lettered in football four years ... first-team all-state selection as a senior ... coach was Randy Trivers.
Personal – Parents are Benjamin and Lateia Shuler ... majoring in philosophy ... nickname is JShu ... attended the Air Force Academy Prep School and played football.

18 Grant Simmons, WR



5-10, 180, So.
Highlands Ranch, CO
(Valor Christian)

2023 – Did not see any action.
High School – Lettered in football and basketball ... earned all-conference and all-state honors in football ... earned first-team academic honors ... lettered three years ... coach was Donnie Yantis ... played point guard in basketball, earning one letter ... member of the National Honor Society ... graduated with a 4.2 grade point average ... graduated as part of the Valor Cum Laude Society.

Personal – Parents are Matthew and Shannon Simmons ... majoring in mechanical engineering ... minor is religion studies ... attended the Air Force Academy Prep School and played football ... hobbies include outdoors, music and all sports.

9 Quin Smith, WR



6-1, 200, Jr.
Adairsville, GA
(Calhoun)

2023 – Played in three games, seeing action vs. Robert Morris in the season opener, Hawaii and Boise State ... recorded one catch for 10 yards, coming at Hawaii.
2022 – Did not see any action.

High School – Lettered in football and track ... four-year letterman in football ... was an all-region and all-state selection

... helped team to a final four appearance and state championship appearance ... team captain ... defensive player of the year award ... football coach was Clay Stephenson ... ran the 110-meter hurdles, 4x100-meter and 4x400-meter relays, along with competing in triple jump and long jump ... member of the National Honor Society and Beta Club ... graduated with a 3.9 grade point average

Personal – Son of Andrew and Allyson Smith ... has two siblings ... majoring in management ... given name is Christopher ... nickname is Q ... hobbies include singing, fishing, golf and exercise.

Career Highs

Catches: 1, Hawaii, 2023
 Yards: 10, Hawaii, 2023
 TDs: None
 Long: 10, Hawaii, 2023

Career Statistics

Receiving

Year	G	Att	Yds	Avg	TDs	Lg
2023	3	1	10	10.0	0	10 (UH)

63 Gage Spencer, OL



**6-4, 275, So.
Seadrift, TX
(Calhoun)**

2023 – Did not see any action.
High School – Lettered in football ... also competed in powerlifting ... earned second-team all-state honors on offense ... 54 pancake blocks as a senior ... finished sixth in the state at 275 pounds in powerlifting ... football coach was Roger Seanz ... member of the National Honor Society.

Personal – Parents are Cody and Kristin Spencer ... has two younger siblings ... majoring in cyber science ... hobbies include gaming and other sports.

89 Parker St. John, WR



**6-2, 195, Sr.
Orlando, FL
(Boone)**

2023 – Played in one game, seeing action vs. Robert Morris in the season opener.
2022 – Did not see any action.
2021 – Did not see any action.

High School – Lettered in football all four years ... was a four-year starter ... ranks second in school history in career yards (1,397), catches (89) and touchdowns (16)

... helped team to the state playoffs ... first-team all-Metro selection ... football coaches were Andy Johnson and Greg Odierno ... member of the National Honor Society ... graduated with a 4.3 grade point average.

Personal – Son of Chris and Shelly St. John ... has two siblings ... majoring in management.

53 Griffin Stalfort, OL




**6-2, 290, So.
Chandler, AZ
(Hamilton)**

2023 – Did not see any action.
High School – Lettered in football ... two-time all-region, all-conference and honorable mention all-state honoree ... 2023 National Football Foundation Scholar-Athlete ... coaches were Michael Zdebski and Mark Tucker ... member of the National Honor Society.

Personal – Parents are Robert and Lindsay Stalfort ... has one sibling ... majoring in business management ... nickname is Griff.

34 Darius Stone, RB



**5-11, 215, Jr.
Augusta, GA
(Aquinas)**

2023 – Played in one game, seeing action vs. Robert Morris in the season opener ... one carry for six yards.

2022 – Did not see any action.

High School – Lettered in football and track ... four-year letterman in football ... also participated in track and earned all-state honors ... high school football coach

was James Leonard.

Personal – Son of Brian and Deborha Stone ... has an older brother ... majoring in business ... attended the Air Force Academy Prep School and played football.

Career Highs

Carries: .. 1, Robert Morris, 2023
Yards:..... 6, Robert Morris, 2023
TDs:..... None
Long:..... 6, Robert Morris, 2023

Career Statistics

Rushing

Year	G	Att	Yds	Avg	TDs	Lg
2023	1	1	6	6.0	0	6 (RM)

66 Jace Sutulovich, OG



**6-3, 285, Jr.
Siloam Springs, AR
(Siloam Springs)**

2023 – Played in one game, seeing action vs. Robert Morris in the season opener ... part of an offensive line that helped Air Force finish second in the nation in rushing with a 281.5 average ... Air Force led the conference and finished sixth in the nation in sacks against with an .85 average ... offensive line anchored the offense to

finishing fifth nationally in time of possession with a 33:18 mark ... the offensive line was on the Joe Moore Award midseason honor roll as one of the nation's top units.

2022 – Did not see any action.

High School – Lettered in football and track ... three-year starter in football, starting all 33 games ... two-time all-conference selection and earned all-state honors ... earned lineman of the year honors as a senior ... earned eight knockdowns per game ... football coach was Brandon Craig ... competed in the shot put and discus in track ... earned four letters ... two-time state champion in the shot put ... two-time all-conference and all-state selection ... took second in conference and third in state in the discus ... all-state and all-conference honors in discus ... led team in most points earned two years ... member of the National Honor Society ... graduated with a 3.99 grade point average.

Personal – Son of Kevin and Britny Sutulovich ... has two siblings ... majoring in military and strategic studies ... hobby is fishing.

99 Aiden Swartz, DT



6-4, 277, Jr.
Sylvania, OH
(Sylvania Northview)

2023 – Played in 10 games ... two total tackles ... one tackle and a quarterback hurry at San Jose State ... tackle was first of his career ... one tackle vs. San Diego State ... first-career game vs. Robert Morris in the season opener.

2022 – Did not see any action.
High School – Lettered in football ... coach

was Doug Downing.

Personal – Son of Brian and Natalee Swartz ... has a younger sister ... majoring in management ... attended the Air Force Academy Prep School and played football.

Career Highs

UT: 1, San Jose State, 2023
 AT: 1, San Diego State, 2023
 TOT: 1, San Diego State, 2023
 TFL: None

Career Statistics

Tackles

Year	G	U-A-T	TFL	Sacks	INT
2023	10	1-1-2	0.0-0	0.0-0	0-0

58 TJ Tarascio, OL




6-3, 310, So.
Riverside, CA
(North)

2023 – Did not see any action.
High School – Lettered in football four years and wrestling three ... two-time first-team all-league selection in football ... football coach was OP Vaipulu ... two-time first-team all-region selection in wrestling ... John W. North Athlete of the Year twice ... helped team to two CIF all-academic

championships in wrestling ... finished second once and third once in CIF championships ... fifth in the state championships ... recorded 33 wins and 24 pins in 2023 ... member of the National Honor Society ... IB Certificate Program ... graduated with a 4.34 grade point average ... was an AP scholar and Lamp of Knowledge recipient ... earned the school's scholar-athlete award.

Personal – Son of John and Melissa Tarascio ... has two younger siblings ... majoring in biology ... hobbies are video games, working out and playing basketball.

78 Trevor Tate, OT



6-2, 265, Jr.
Waxhaw, NC
(Cuthbertson)

2023 – Did not see any action.
2022 – Did not see any action.
High School – Lettered in football and track ... two-time all-county and all-conference selection ... all-state honors ... Marine Corps distinguished athlete award ... football coach was Trey Kavanaugh ... helped team to three state championships in track

... finished third in the state in the discus and second in the shot put ... was an academic scholar ... graduated summa cum laude and was in the top 20 percent of his class.

Personal – Son of David and Shelley Tate ... has four siblings ... majoring in management ... nickname is Tate ... hobby is anything with sports.

31 Houston Thomas, RB



5-7, 170, So.
Huntington Beach, CA
(Servite)

2023 – Did not see any action.
High School – Lettered in football ... coach was his father, Troy Thomas ... ninth player from Servite to play football at Air Force.
Personal – Parents are Troy and Stacey Thomas ... has three siblings ... majoring in computer science ... attended the Air Force Academy Prep School and played football

... hobby is bowling.

93 Andrew Tillett, DL



6-3, 290, So.
Sumner, WA
(Sumner)

2023 – Did not see any action.
High School – Lettered in football ... first-team all-league and all-area selection ... team captain ... earned four letters ... coach was Keith Ross.

Personal – Parents are Brian and Christian Tillett ... has two older siblings ... majoring in systems engineering ... nickname is Tilly ... attended the Air Force Academy Prep School and played football ... hobbies are cornhole, swimming and video games.



62 James Tomasi, DL



**6-0, 280, Sr.
Provo, UT
(Provo)**

2023 – Played in 13 games, four starts ... career-high three tackles at Hawaii ... two tackles vs. Army ... two tackles vs. Wyoming, including a tackle for loss ... one tackle vs. San Diego State ... first-career start vs. RMU...two tackles and a sack for seven yards.

2022 – Played in three games, seeing action vs. Northern Iowa, Colorado and UNLV ... recorded three unassisted tackles ... career-high two tackles at UNLV.

2021 – Did not see any action.

High School – Lettered in football and wrestling ... earned all-region honors ... three-time all-state honoree ... football coach was Tony McGearry ... two-time heavyweight state champion.

Personal – Parents are Semisi and Malia Tomasi ... has three siblings, one older and two younger ... majoring in systems engineering ... nickname is Jimmy ... attended the Air Force Academy Prep School and played football.

Career Highs

UT: 2, Army, 2023
AT: 2, Hawaii, 2023
TOT: 3, Hawaii, 2023
TFL: 1.0, Wyoming, 2023

Career Statistics

Tackles

Year	G	U-A-T	TFL	Sacks	INT
2023	13	7-6-13	2.0-9	1.0-7	0-0
2022	3	0-3-3	0.0-0	0.0-0	0-0
2021	0	0-0-0	0.0-0	0.0-0	0-0
Total	16	7-9-16	2.0-9	1.0-7	0-0

51 Kade Tompkins, DT



**6-3, 300, So.
Midlothian, TX
(Midlothian)**

2023 – Did not see any action.

High School – Lettered in football ... coach was Doug Wendell ... two-time first-team all-district selection ... named district defensive most valuable player ... member of the National Honor Society.

Personal – Parents and Ryan and Daneil Tompkins ... has three siblings ... brother, Kaleb, is a senior at Air Force and on the football team ... majoring in economics ... minor is Japanese ... hobbies are fishing and tennis.

94 Kaleb Tompkins, TE



**6-4, 255, Sr.
Midlothian, TX
(Midlothian)**

2023 – Played in three games, seeing action vs. Robert Morris in the season opener, San Jose State and San Diego State.

2022 – Played in three games, seeing action vs. Northern Iowa, Colorado and Nevada ... recorded one unassisted tackle and a tackle for loss ... recorded a tackle for loss vs. Colorado.

2021 – Did not see any action.

High School – Lettered in football and wrestling ... earned all-state honors in football ... was Fort Worth Telegram player of the week ... first-team all-district honoree ... football coach was Doug Wendell ... academic all-district and all-state honors.

Personal – Parents are Ryan and Daneil Tompkins ... has three siblings ... brother, Kade, is a sophomore at Air Force and on the football team ... majoring in management ... hobbies include hunting and fishing.

Career Highs

UT: 1, Colorado, 2022
AT: None
TOT: 1, Colorado, 2022
TFL: 1.0, Colorado, 2022

Career Statistics

Tackles

Year	G	U-A-T	TFL	Sacks
2023	3	0-0-0	0.0-0	0.0-0
2022	3	1-0-1	1.0-1	0.0-0
Total	6	1-0-1	1.0-1	0.0-0



James Tomasi

96 Reagan Tubbs, PK



**6-0, 180, Jr.
Flower Mound, TX
(Flower Mound)**

2023 – Played in 13 games, one start ... handled KO duties ... first-career start at San Jose State, hit first-career FG (30 yards) and made six PATs ... had 41 kickoffs with 20 touchbacks ... career-best six touchbacks vs. San Diego State.

2022 – Played in one game, seeing action vs. Colorado ... had one kickoff.

High School – Lettered in football and soccer ... first-team all-area selection in football ... two-time all-district selection as a kicker and punter ... special teams player of the year ... hit 8-12 field goals as a senior and averaged 44.2 yards per punt with 19 downed inside the 20 ... high school football coach was Brian Basil ... freshman soccer most valuable player ... two-time first-team all-district selection ... team most valuable player two years ... member of the National Honor Society ... National Merit Commended ... graduated with a 4.0 grade point average.

Personal – Parents are Brian and Debbie Tubbs ... has one sibling ... majoring in engineering ... hobby is golf.

Tubbs Career Statistics

Kicking

Year	G	FGs	Long	PATs	Points
2023	13	1-1	30	8-8	11
2022	1	0-0	--	0-0	0
Total	14	1-1	--	8-8	11

23 Lincoln Tuioti-Mariner, DB



**5-11, 215, So.
Las Vegas, NV
(Bishop Gorman)**

2023 – Played in six games, the last six games of the season.

High School – Lettered in football, basketball and track ... two-time first-team all-state honoree ... was team captain and defensive most valuable player in 2019 ... helped team to three state championships in football ... team earned a MaxPreps national championship ... high school football coach was Brent Browner.

Personal – Parents are Aaron and Melissa Tuioti-Mariner ... has four siblings ... undecided about his major ... nickname is Linc ... attended the Air Force Academy Prep School and played football.

26 Jalen Rashad Turner, RB



**5-10, 185, So.
Columbus, GA
(St. Anne-Pacelli)**

2023 – Did not see any action.

High School – Lettered in football and baseball ... second-team all-region selection on defense as a freshman ... first-team all-city on offense as a sophomore ... second-team all-region on offense and a junior ... first-team all-state as a running back as a senior ... all-region co-dual player

of the year ... helped team to a 12-1 record ... team won the GIAA state championship his senior year ... finished with 1,329 yards rushing and 21 touchdowns ... also had 1,557 all-purpose yards ... member of the National Honor Society ... graduated with a 4.29 grade point average.

Personal – Parents are Jaaron Turner and Charmayne Wardlaw ... has one sibling ... majoring in computer science ... hobbies include gaming, music, working out, journaling and Bible study.

44 Grant Uyl, ILB



**5-11, 225, Sr.
Grand Rapids, MI
(DeWitt)**

2023 – Played in three games, seeing action vs. Robert Morris in the season opener, San Jose State and Boise State.

2022 – Did not see any action.

2021 – Did not see any action.

High School – Lettered in football and hockey ... helped football team to the state championship ... named Lansing Male Athlete of the Year ... earned dream team honors in football, hockey and baseball ... football coach was Rob Zimmerman ... lettered four years in hockey and three in baseball ... helped hockey team to regional championship ... played catcher in baseball and center in hockey.

Personal – Son of Mark and Marcy Uyl ... has two siblings ... majoring in systems engineering ... hobby is golf.

51 Rudy Varela, OL



**6-3, 295, So.
Gilbert, AZ
(Casteel)**

2023 – Did not see any action.

High School – Lettered in football, wrestling, track and lacrosse ... earned all-state, all-conference and all-region honors in football ... coach was Robert Newcombe.

Personal – Parents are Christopher and DeeAnna Varela ... has one older sibling ... majoring in management ... attended

the Air Force Academy Prep School and played football ... hobbies are golfing and fishing.

73 Luke Vonderhaar, OT



**6-4, 285, Jr.
Bettendorf, IA
(Pleasant Valley)**

2023 – Played in three games, seeing action vs. Robert Morris, San Jose State and James Madison ... part of an offensive line that helped Air Force finish second in the nation in rushing with a 281.5 average ... Air Force led the conference and finished sixth in the nation in sacks against with an .85 average ... offensive line anchored the

offense to finishing fifth nationally in time of possession with a 33:18 mark ... the offensive line was on the Joe Moore Award midseason honor roll as one of the nation's top units.

2022 – Did not see any action.

High School – Lettered in football, wrestling and baseball ... first-team all-state and all-district selection in football ... earned first-team all-conference and all-Metro honors ... academic first-team selection ... football coach was Rusty Vanwetsinga ... state qualifier in wrestling ... earned 20 pins as a senior ... lettered three years ... played catcher, first base and outfield in baseball ... earned the American Citizenship Award.

Personal – Parents are Tom and Leslie Vonderhaar ... has four siblings ... majoring in economics ... hobbies include fishing, hunting, weights and watching sports.

19 Grant Wayne, WR



**6-1, 185, So.
Murrieta, CA
(Vista Murrieta)**

2023 – Did not see any action.

High School – Lettered in football, baseball and track ... two-time all-league selection in football ... tied school record for receiving touchdowns ... coach was Eric Peterson ... played center field in baseball and participated in the long jump and high jump in track ... member of the National

Honor Society ... was a National Football Foundation Riverside County Scholar-Athlete.

Personal – Parents are Griffin and Deanna Wayne ... has two siblings ... majoring in business ... hobbies include golfing, fishing, playing cards, video games and hiking.

84 Jet Wiley, WR



**6-2, 185, So.
Sacramento, CA
(Central)**

2023 – Did not see any action.

High School – Lettered in football, basketball and track ... earned four letters in football ... coach was Patrick Nix ... member of the beta club ... graduated with a 4.3 grade point average.

Personal – Parents are John and Melanie Wiley ... has a younger sister ... majoring in

business ... hobbies are fishing and basketball.

0 Trey Williams, DB



**5-10, 175, Sr.
Atlanta, GA
(Loganville)**

2023 – Played in 13 games, five starts ... recorded 35 total tackles, including 23 unassisted ... back-to-back games with career highs in tackles ... two tackles and a quarterback hurry vs. James Madison in the bowl game ... career-best nine tackles vs. UNLV ... seven tackles at Hawaii ... five tackles in first start of the season vs. Army

... one tackle and career-best two PBU at Colorado State ... two tackles at San Jose State ... five tackles vs. Utah State ... also had a TFL and PBU.

2022 – Played in 12 games, starting one ... recorded six total tackles ... first-career sack vs. SDSU ... first-career start in the Boise State game, finished with one tackle ... matched his career high with two tackles at UNLV ... two tackles vs. Nevada, first two of his career (both unassisted).

2021 – Did not see any action.

High School – Lettered four years in track and three in football ... served as football team captain ... first-team all-region selection ... pre-season all-state selection ... high school football coach was Brad Smith.

Personal – Parents are Audley and Tricia Spence ... has two siblings ... majoring in biology ... attended the Air Force Academy Prep School ... hobbies are video games, chess and working out.

Career Highs

UT: 6, UNLV, 2023

AT: 4, Utah State, 2023

TOT: 9, UNLV, 2023

TFL: 1.0, San Diego State, 2022

Williams Career Statistics

Tackles

Year	G	U-A-T	TFL	Sacks	INT
2023	13	23-12-35	0.5-4	0.5-4	0-0
2022	12	3-3-6	1.0-10	1.0-10	0-0
Total	25	26-15-41	1.5-14	1.5-14	0-0



Trey Williams

97 Brent Winfree, NG



**6-4, 270, Jr.
Sunnyvale, TX
(Sunnyvale)**

2023 – Played in one game, seeing action in the season opener vs. Robert Morris.

2022 – Did not see any action.

High School – Lettered in football ... coach was John Settle.

Personal – Son of Charles and Jennifer Winfree ... has an older sibling ... majoring in civil engineering ... hobby is baseball.

tackles and a sack vs. New Mexico ... career-high five tackles and 0.5 sacks vs. Army ... three tackles and a TFL vs. Boise State ... two tackles and a TFL at UNLV ... recorded a QB hurry vs. Navy ... three tackles at Wyoming ... two tackles and a sack vs. Colorado ... played in the first game of his career, making first-career start vs. UNI, and recorded two tackles, one unassisted.

2021 – Did not see any action.

High School – Lettered in football and baseball ... three-time first-team all-league selection on offense and defense in football ... all-state honors three years ... earned All-America honors ... helped team to the state championship as a junior ... football coach was Ryan Partridge.

Personal – Parents are Daniel Zdroik and Kelly Fedel ... both parents are Air Force Academy graduates ... his father played football and his mother was a swimmer ... has an older sister ... majoring in business management ... attended the Air Force Academy Prep School and played football.

96 Payton Zdroik, DL



**6-0, 275, Jr.
Brentwood, CA
(Liberty)**

2023 – Played in 10 games, eight starts ... three straight games with a tackle for loss ... two tackles for loss, a sack and a quarterback hurry vs. James Madison in the bowl game ... one tackle and a TFL at Boise State ... three tackles and a sack vs. UNLV ... matched his career high with six tackles at Navy, also had a sack ... four tackles, 1.5

TFL and a sack vs. Wyoming ... career-high six tackles and a sack vs. Sam Houston ... preseason all-MW selection ... Group of 5 preseason All-American by HERO ... received a medical turnback in the spring and returned to the Academy this fall.

2022 – Played in 13 games, starting 10 ... second on the team in TFL with 10.0 for 47 yards and sacks with 5.5 for 37 yards ... led all DL with 30 total tackles ... seven straight games with a TFL ... career highs of four tackles and 2.0 TFL vs. Baylor in the bowl game ... two tackles, 1.5 TFL, forced fumble and QBH at SDSU ... three tackles and a career-best 2.0 sacks for 13 yards vs. Colorado State ... also had a QB hurry ... two

Career Highs

UT: 5, Sam Houston, 2023

AT: 4, Navy, 2023

TOT: 6, Navy, 2023

TFL: 2.0, Baylor, 2022

Career Statistics

Tackles

Year	G	U-A-T	TFL	Sacks
2023	7	14-15-29	4.0-22	3.5-21
2022	13	18-12-30	10.0-47	5.5-37
Total	20	32-27-59	14.0-69	9.0-58



Payton Zdroik



REVIEW



2024 AIR FORCE FOOTBALL
MEDIA GUIDE

2023 SEASON HIGHLIGHTS

2023 RECAP

Air Force ended the season 9-4 overall and finished fourth in the Mountain West with a 5-3 record. The Falcons capped the season with a 31-21 win over #24/25 James Madison in the Armed Forces Bowl in Fort Worth, Texas. The bowl win marks a program-record fifth straight and second straight in the Armed Forces Bowl. The victory over a ranked team is the first by the Falcons since 2016 and first-ever in a bowl. Air Force improved to 40-12 the last four full seasons, including a 23-9 mark in conference games over the same stretch.

Air Force opened the season 8-0 and was ranked 17th in both polls, marking the third straight week ranked, the longest streak since being ranked four straight weeks in 2002. The regular season ranking was the first since Oct. 3, 2010, when Air Force was ranked 25th in the AP poll. The ranking in both polls in the regular season is the first since Oct. 10, 2010, when the Falcons were 23rd in each poll. Air Force was ranked 25th in the initial College Football Playoff poll, marking the first appearance in the poll in program history. Air Force senior Trey Taylor earned the Jim Thorpe Award, as the nation's top defensive back, marking just the second major award in program history and first since 1987. He also earned the Defender of the Nation Award and was the program's first first-team All-American since 2010, earning first-team honors from the American Football Coaches Association.

Air Force placed seven players on the all-Mountain West football teams. Senior offensive lineman Thor Paglialong, along with defensive lineman PJ Ramsey, outside linebacker Bo Richter and Taylor were all named first-team all-Mountain West. Seniors Emmanuel Michel (fullback), Adam Karas (offensive lineman) and Alec Mock (inside linebacker) were named second-team all-MW. Junior kicker Matthew Dapore, senior safety Jayden Goodwin and senior quarterback Zac Larrier all earned honorable mention honors. Air Force's seven first- and second-team selections is the most since 2009.

Category Air Force

2023 Record..... 9-4 (5-3 MW/T4th)

Current Streak..... W 1

Rankings (AP/C)..... NR / RV (34th, 7 points)

Last Game..... W 31-21 vs.

#24/25 James Madison
Armed Forces Bowl

Head Coach..... Troy Calhoun

Alma Mater (Yr)... Air Force (1989)

School Record..... 130-82 (17 seasons)

Career Record..... Same

AIR FORCE 40-12 LAST FOUR SEASONS

- Air Force is 40-12 the last four full seasons, excluding the COVID-shortened 2020 season. Air Force was 9-4 this season and finished 10-3 in 2022 and 2021 and 11-2 in 2019.
- The Falcons are 23-9 in conference play during the same stretch. Air Force was 5-3

this season and finished tied for fourth. The team was 5-3 and finished second in the Mountain Division last season. Air Force shared the Mountain Division title with a 6-2 mark in 2021 and finished second with a 7-1 mark in 2019.

NATIONAL RANKINGS

- Air Force's 31-21 win over #24/25 James is the program's first over a ranked team since beating #19 Boise State, 27-20, Nov. 25, 2016, in Falcon Stadium. Air Force snapped a three-game losing streak vs. ranked teams. The win is the first over a ranked team in a bowl game in program history. Air Force improved to 1-2-1 all-time in bowl games vs. ranked teams.
- Air Force is 19-75-4 all-time vs. ranked teams.
- Air Force was ranked 17th in both polls earlier this season, marking the third straight week ranked, the longest streak since being ranked four straight weeks in 2002.
- The regular season ranking is the first since Oct. 3, 2010, when Air Force was ranked 25th in the AP poll. The ranking in both polls in the regular season is the first since Oct. 10, 2010, when the Falcons were 23rd in each poll.
- Air Force was ranked 25th in the initial College Football Playoff poll, marking the first appearance in the poll in program history.
- Air Force finished the season unranked in the AP poll and among others receiving votes in the AFCA Coaches poll. The Falcons were 34th with seven points.

AIR FORCE VS. NON-CONFERENCE OPONENTS

- Air Force finished 4-1 this season and is 13-2 over the last three seasons vs. non-conference foes.
- Air Force is 52-28 against non-conference opponents under head coach Troy Calhoun.
- The Falcons are 31-4 at home, 11-17 on the road and 10-7 in neutral site games.

2021-23 Non-Conference Results

2023			
Dec. 23	vs. James Madison (N)	W	31-21
Nov. 4	vs. Army (N)	L	3-23
Oct. 21	at Navy	W	17-6
Sept. 9	at Sam Houston	W	13-3
Sept. 2	vs. Robert Morris	W	42-7
2022			
Dec. 22	vs. Baylor (N)	W	30-15
Nov. 5	vs. Army (N)	W	13-7
Oct. 1	vs. Navy	W	13-10
Sept. 10	vs. Colorado	W	41-10
Sept. 3	vs. Northern Iowa	W	48-17
2021			
Dec. 28	vs. Louisville (N)	W	31-28
Nov. 6	vs. Army (N)	L	14-21 OT
Sept. 25	vs. Florida Atlantic	W	31-7
Sept. 11	at Navy	W	23-3
Sept. 4	vs. Lafayette	W	35-14

AIR FORCE BOWL NOTES

- Air Force has played in 30 bowl games. The Falcons are 16-13-1 all-time.

- The Falcons have earned a bowl bid 13 times in Head Coach Troy Calhoun's 17 seasons. Air Force is 8-5 in bowls under Calhoun.
- Air Force has won five straight and six of the last seven bowl games.
- The Armed Forces Bowl ranked third in viewership during the second week of bowl week with 2.44 million viewers. The bowl trailed only the Las Vegas Bowl between Northwestern and Utah (3.09 million) and the Birmingham Bowl between Duke and Troy (2.67 million).

AIR FORCE SECOND IN THE NATION IN RUSHING

- Air Force finished second in the nation in rushing with a 281.5 average. The Falcons have led the nation 33 of the last 39 weeks dating back to 2021.
- Air Force led the nation in rushing last season with a 326.7 average. The Falcons were the only program to average 300-plus yards per game. Air Force went wire-to-wire for the first time in program history, leading the nation since the first week of the season, setting a new school record for consecutive weeks leading the nation with 14.
- Air Force has won the national rushing title four times overall in program history. National title years: **2002** (307.8), **2020** (305.7), **2021** (327.7), **2022** (326.7). The Falcons are just the second school to win three straight titles and first since 2008.

2023 NCAA Rushing Leaders

#	Team (Conf.)	Avg.
1.	Liberty (CUSA)	293.3
2.	Air Force (MW)	281.5
3.	West Virginia (Big 12)	228.9
4.	UCF (Big 12)	228.2
5.	Cincinnati (Big 12)	217.1

AIR FORCE AMONG NATIONAL LEADERS IN THREE OTHER CATEGORIES

- Air Force averaged an NCAA-best 20.38 yards per completion. The team held the top spot each week during the season.
- Air Force ranks fifth nationally in time of possession with a 33:18 mark. The Falcons won the time of possession battle in 10 of 13 games, posting 32:00-plus eight times. Air Force had a season-best 39:05 vs. San Jose State.
- Air Force led the nation in fewest penalty yards per game with a 24.77 average.

THIS AND THAT

- Air Force opened the season 8-0 which was the best start since a school-record 10-0 start in 1985 and just the fourth time in program history to start 8-0 or better.
- The Falcons opened 5-0 in Mountain West play for the first time in program history. The conference start is the second best in program history, trailing only the 6-0 start in 1985 in the WAC.
- Air Force has won 12 of its last 13 games by double digits.
- Air Force improved to 47-19-2 in season

2023 SEASON HIGHLIGHTS

openers, including a 41-8 mark in season openers at home, following a 42-7 win over Robert Morris. The Falcons have 17 straight and 18 of the last 20. Air Force has won 26 straight openers against unranked teams dating back to 1994.

- Air Force defeated Robert Morris, 42-7, to win its 17th straight season opener. Air Force's 17-game winning streak is the third-best active streak in the nation, trailing only Ohio State (24) and Alabama (22).
- Air Force won 13 straight games dating back to last season until its first loss this season which tied a school record with the 1984-85 team. The streak was the fourth longest active streak in the nation.

Longest Air Force Winning Streaks

#	Years	Streak
1.	1984-85	13
	2022-23	13
3.	1998-99	11
	1983-84	10

- Air Force quarterback Zac LARRIER and wide receiver Dane Kinamon recorded the longest pass and overall play from scrimmage in program history. The two connected on a 94-yard touchdown pass to break the record for longest pass play from Haaziq Daniels to Brandon Lewis of 92 yards vs. Colorado State in 2021. The play matches the 94-yard run by Daniels vs. Florida Atlantic in 2021. The 94-yard play is the longest in Navy-Marine Corps Memorial Stadium history and the longest by either team in the Air Force-Navy series.

2023 DEFENSIVE NOTES

- Air Force has held 15 of last 20 opponents to 21 points or fewer dating back to last season.
- Air Force gave up just 10 combined points its first two games, tied for the fewest allowed through two games of a season by a Mountain West school in conference history.
- The Falcons lead the conference in five categories. Air Force was among the top 10 nationally in four categories.

Category	Stats	MW	NCAA
Scoring Defense	18.2	1st	12th
Passing Defense	186.8	2nd	20th
Rushing Defense	90.8	1st	5th
Total Defense	277.7	1st	6th
Opp. First Downs	191	1st	4th
Third Down Def.	.354	1st	33rd
Sacks For	2.31	3rd	47th

Single-Game Highlights

- Air Force held James Madison to 26 yards on 19 carries, an average of 1.4 yards per carry.
- Air Force held Navy scoreless in the first three quarters and to only one first down in the first half. The defense held Navy to minus nine yards on nine plays in the third quarter. Air Force held Navy to just 124 total yards on 64 plays, an average of 1.9 yards per play.

Navy was held to just 22 rushing yards on 35 carries, an average of 0.6 yards per carry.

- Air Force held San Diego State scoreless in the second half, holding the Aztecs to 71 total yards and four first downs.
- Air Force held San Jose State to just eight yards in the third quarter and 80 yards in the second half. The Falcons shutout the Spartans in the second half.
- Air Force held Sam Houston to 80 total yards, the fourth-lowest total in program history and lowest since allowing 75 yards to Stony Brook in 2018. It was the seventh consecutive game holding an opponent below 300 yards on offense. Air Force only allowed Sam Houston to cross the 50 on one drive with the deepest penetration being the Air Force 29. The Bearcats took just 10 snaps in Air Force territory. The defense also forced Sam Houston into six three-and-out possessions.

AIR FORCE SIXTH NATIONALLY IN TOTAL DEFENSE

- Air Force once again had one of the nation's top defenses. The Falcons, who led the nation in total defense for the first time in program history last season, ranked sixth with a 277.7 average.
- Air Force has ranked in the nation's top 10 the last four seasons in total defense.

NCAA Total Defense Leaders

#	Team (Conf.)	Avg
1.	Michigan (Big Ten)	247.0
2.	Penn State (Big Ten)	247.6
3.	Ohio State (Big Ten)	265.4
4.	Ohio (MAC)	273.5
5.	Notre Dame (Ind.)	276.3
6.	Air Force (MW)	277.7

Air Force National Ranking Last Four Years

Year	Ranking (Avg.)
2023	6th (277.7)
2022	1st (254.4)
2021	4th (296.5)
2020	6th (303.3)

2023 OFFENSIVE NOTES

- Air Force led the Mountain West in five offensive categories. The Falcons ranked among the nation's top 10 in four categories.

Category	Stats	MW	NCAA
Pass Yds/Comp	20.09	1st	1st
Rushing Offense	281.5	1st	2nd
Passing Efficiency	151.35	1st	21st
Sacks Against	.85	1st	6th
Time of Possession	33:18	1st	5th

TREY TAYLOR WINS "DEFENDER OF THE NATION" AWARD

Charlotte, N.C. (October 26, 2023) - The Charlotte Touchdown Club announced today U.S. Air Force Academy Safety, Trey Taylor, as recipient of its 2023 Defender of the Nation Award sponsored by Capital Group of Companies. "The Defender of the Nation Award cel-

brates our nation's military academies and their many outstanding-student athletes, according to John Rocco, Executive Director of the Charlotte Touchdown Club. Congratulations to Air Force Academy's Trey Taylor on being named this year's Defender of the Nation recipient. We look forward to honoring Trey's achievements on December 4th at the Bronko Nagurski Awards Banquet presented by Coca-Cola Consolidated." The recipient of The Defender of the Nation Award is selected from one of the nation's nine service academies and senior military institutions as well from top collegiate ROTC programs including Air Force Academy, Auburn University, The Citadel, Coast Guard Academy, Michigan State, University of Mississippi, Naval Academy, Norwich University, University of South Carolina, Texas A&M University, Villanova University, Virginia Tech, VMI, and West Point and is based on exceptional leadership qualities on the field, in the classroom and in the community. The recipient must also exhibit a high standard of integrity by leading through example.

TREY TAYLOR WINS PAYCOM JIM THORPE AWARD

Air Force senior safety Trey Taylor was named the 2023 Paycom Jim Thorpe Award Winner. The award is given to the top defensive back in college football based on performance on the field, athletic ability and character. Taylor received the 2023 honor on behalf of Oklahoma Sports Hall of Fame and presenting sponsor Paycom. Taylor is the first-ever Thorpe Award recipient from Air Force and only the second Falcon to win a major college football award, joining Chad Hennings, 1987 Outland Trophy recipient. Taylor led overall ballots as a 47% first place vote favorite with an average rank winning by only .12 to the runner-up in the nationwide voting. Taylor posted an overall Pro Football Focus grade of 82.6 and was credited with allowing just 18 receptions on 31 targets for an average of 10.1 yards per reception. Oklahoma Sports Hall of Fame and Paycom will honor Taylor at the 38th Anniversary of the Paycom Jim Thorpe Award Banquet and recognize the 2nd Annual Aeneas Williams Award Winner in Oklahoma City on Feb. 6, 2024.

TREY TAYLOR EARNS ALL-AMERICAN HONORS FROM ASSOCIATED PRESS/ AFCA

Trey Taylor was named third-team All-America by the Associated Press. He is the first Falcon to earn AP All-America honors since Weston Steelhammer in 2016. Taylor was a first-team All-American by the American Football Coaches Association, becoming the program's first first-team All-American since Reggie Rembert earned the AFCA honor in 2010.

2023 SEASON STATISTICS

Overall Record: 9-4
Mountain West: 5-3 (4th)
Home: 4-1, Road 4-2, Neutral 1-1

Date	Opponent	Score	Time	Attend
Sept. 2	Robert Morris	W 42-7	2:51	30,145
Sept. 9	vs Sam Houston	W 13-3	2:41	25,121
Sept. 15	Utah St.*	W 39-21	3:05	18,400
Sept. 22	at San Jose St.*	W 45-20	3:05	16,124
Sept. 30	San Diego St.*	W 49-10	2:52	24,869
Oct. 14	Wyoming*	W 34-27	3:06	28,311
Oct. 21	at Navy	W 17-6	3:03	38,803
Oct. 28	at Colorado St.*	W 30-13	3:12	22,570
Nov. 4	vs Army West Point#	L 3-23	3:06	52,401
Nov. 11	at Hawaii*	L 13-27	2:46	12,742
Nov. 18	UNLV*	L 27-31	3:26	23,574
Nov. 24	at Boise St.*	L 19-27	2:58	36,390
Dec. 23	vs James Madison&	W 31-21	3:37	30,828

* - Mountain West game

- Empower Field at Mile High

& - 2023 Armed Forces Bowl, Fort Worth, TX



Team Statistics	AF	OPP
Scoring	362	236
Points per game	27.8	18.2
Points Off Turnovers	63	29
First Downs	256	191
Rushing	189	74
Passing	43	104
Penalty	24	13
Rushing Yardage	3660	1181
Yards gained rushing	3877	1505
Yards lost rushing	217	324
Rushing attempts	721	388
Average per rush	5.1	3.0
Average per game	281.5	90.8
TDs Rushing	36	11
Passing Yardage	1105	2429
Comp-Att-Int	55-105-6	216-350-10
Average per pass	10.5	6.9
Average per catch	20.1	11.2
Average per game	85.0	186.8
TDs Passing	7	18
Total offense	4765	3610
Total plays	826	738
Average per play	5.8	4.9
Average per game	366.5	277.7
Kick returns: #-Yards	5-92	28-470
Punt returns: #-Yards	8-23	8-19
Int returns: #-Yards	10-162	6-60
Kick return average	18.4	16.8
Punt return average	2.9	2.4
Int return average	16.2	10.0
Fumbles-Lost	21-11	10-4
Penalties-Yards	39-322	69-629
Average per game	24.8	48.4
Punts-Yards	40-1625	64-2737
Average per punt	40.6	42.8
Net punt average	39.2	40.8
Kickoffs-Yards	70-4340	48-3016
Average per kick	62.0	62.8
Net kick average	41.5	40.0
Time of possession / game	33:18	26:27
3rd-down conversion	78/169	57/161
3rd-down pct	46%	35%
4rd-down conversion	17/26	12/22
4rd-down pct	65%	55%
Sacks by-Yards	30-205	11-52
Misc Yards	0	0
Touchdowns scored	45	30
Field goals - attempts	16-20	10-13
On-Side kicks	0-0	0-3
Red-zone scores	(39-47) 83%	(25-29) 86%
Red-zone touchdowns	(31-47) 66%	(22-29) 76%
PAT-attempts	(42-43) 98%	(26-29) 90%
2-point conversion-attempts	(1-2) 50%	(0-1) 0%
Attendance	125299	126629
Games / Avg per game	5/25060	5/25326
Neutral site games	--	3/36117

Score by Periods

Team	1st	2nd	3rd	4th	OT	TOT
Air Force	67	131	89	75	0	362
Opponents	61	84	45	46	0	236

2023 SEASON STATISTICS

Rushing	gp	att	gain	loss	net	avg	td	lg	Avg
Emmanuel Michel	11	204	954	4	950	4.7	11	54	86.4
Zac Larrier	11	142	678	73	605	4.3	6	41	55.0
John Lee Eldridge III	13	84	651	52	599	7.1	6	65	46.1
Dylan Carson	9	68	493	0	493	7.3	2	68	54.8
Owen Burk	12	82	440	5	435	5.3	3	39	36.3
Jensen Jones	10	48	261	24	237	4.9	4	37	23.7
Aiden Calvert	13	23	181	4	177	7.7	0	22	13.6
Cade Harris	13	11	85	4	81	7.4	2	29	6.2
Ben Brittain	4	7	33	2	31	4.4	0	8	7.8
Dane Kinamon	8	7	22	1	21	3.0	0	5	2.6
Jet Harris	13	5	20	0	20	4.0	1	8	1.5
John Busha	4	13	27	16	11	0.8	1	6	2.8
Kaden Cloud	1	2	11	0	11	5.5	0	11	11.0
Jalen Johnson	12	2	7	0	7	3.5	0	4	0.6
Darius Stone	1	1	6	0	6	6.0	0	6	6.0
Cannon Turner	2	3	5	0	5	1.7	0	3	2.5
Kade Frew	3	1	3	0	3	3.0	0	3	1.0
Kendin Alexander	3	1	0	0	0	0.0	0	0	0.0
Team	13	17	0	32	-32	-1.9	0	0	-2.5
Total	13	721	3877	217	3660	5.1	36	68	281.5
Opponents	13	387	1505	315	1190	3.1	11	62	91.5

Passing	gp	effic	c-att-int	pct	yds	td	lg	avg/g
Zac Larrier	11	187.1	40-67-2	59.7	789	7	94	71.7
John Busha	4	104.0	9-19-1	47.4	152	0	38	38.0
Jensen Jones	10	109.6	5-15-1	33.3	160	0	65	16.0
Ben Brittain	4	-133.3	0-3-2	0.0	0	0	0	0.0
Brandon Engel	11	133.6	1-1-0	100.0	4	0	4	0.4
Total	13	151.4	55-105-6	52.4	1105	7	94	85.0
Opponents	13	131.1	216-350-10	61.7	2420	18	84	186.2

Receiving	gp	no.	yds	avg	td	lg	avg/g
Jared Roznos	10	12	374	31.2	3	84	37.4
Brandon Engel	11	10	178	17.8	0	39	16.2
Caleb Rillos	13	8	97	12.1	0	35	7.5
John Lee Eldridge III	13	7	39	5.6	1	17	3.0
Dane Kinamon	8	5	126	25.2	2	94	15.8
Wyatt Wilson	11	5	106	21.2	0	38	9.6
Cade Harris	13	5	179	35.8	1	65	13.8
Zac Larrier	11	1	-8	-8.0	0	0	-0.7
Jensen Jones	10	1	4	4.0	0	4	0.4
Quin Smith	3	1	10	10.0	0	10	3.3
Total	13	55	1105	20.1	7	94	85.0
Opponents	13	216	2420	11.2	18	84	186.2

Punt Returns	no.	yds	avg	td	lg
Dane Kinamon	5	22	4.4	0	9
Cade Harris	3	1	0.3	0	2
Total	8	23	2.9	0	9
Opponents	8	19	2.4	0	11

Interceptions	no.	yds	avg	td	lg
Johnathan Youngblood	3	31	10.3	0	23
Trey Taylor	3	97	32.3	1	51
Jayden Goodwin	1	0	0.0	0	0
Alec Mock	1	18	18.0	1	18
Jalen Mergerson	1	15	15.0	0	15
Jamari Bellamy	1	1	1.0	0	1
Total	10	162	16.2	2	51
Opponents	6	60	10.0	0	25

Kick Returns	no.	yds	avg	td	lg
John Lee Eldridge III	2	39	19.5	0	21
Dane Kinamon	1	19	19.0	0	19
Aiden Calvert	1	18	18.0	0	18
Kade Frew	1	16	16.0	0	16
Total	5	92	18.4	0	21
Opponents	28	470	16.8	0	44

Fumble Returns	no.	yds	avg	td	lg
Bo Richter	2	8	4.0	0	8
Jamari Bellamy	1	0	0.0	0	0
Trey Williams	1	0	0.0	0	0
Total	4	8	2.0	0	8
Opponents	11	32	2.9	1	32

Scoring	td	fg	kick	rush	saf	pts
Matthew Dapore	-	15-19	34-35	-	-	79
Emmanuel Michel	11	-	-	1	-	68
John Lee Eldridge III	7	-	-	-	-	42
Zac Larrier	6	-	-	-	-	36
Jensen Jones	4	-	-	-	-	24
Owen Burk	3	-	-	-	-	18
Cade Harris	3	-	-	-	-	18
Jared Roznos	3	-	-	-	-	18
Dane Kinamon	2	-	-	-	-	12
Dylan Carson	2	-	-	-	-	12
Reagan Tubbs	-	1-1	8-8	-	-	11
Alec Mock	1	-	-	-	-	6
Trey Taylor	1	-	-	-	-	6
Jet Harris	1	-	-	-	-	6
John Busha	1	-	-	-	-	6
Total	45	16-20	42-43	1	0	362
Opponents	30	10-13	26-29	0	0	236

Punting	no.	yds	avg	lg	tb	fc	i20	50+	blk
Carson Bay	25	985	39.4	50	2	10	8	1	0
Luke Freer	15	640	42.7	53	0	9	3	2	0
Total	40	1625	40.6	53	2	19	11	3	0
Opponents	64	2737	42.8	70	5	31	18	10	0

Kickoffs	no.	yds	avg	tb	ob	retn	net	ydln
Reagan Tubbs	62	3836	61.9	29	0			
Matthew Dapore	5	320	64.0	3	0			
Colton Corrao	2	119	59.5	0	0			
Bryce Olson	1	65	65.0	0	0			
Total	70	4340	62.0	32	0	28	41.5	23
Opponents	48	3016	62.8	22	0	5	40	25

2023 SEASON STATISTICS

Field Goals	fg	pct.	1-19	20-29	30-39	40-49	50+	lg
Matthew Dapore	15-19	78.9	0-0	6-7	1-3	7-8	1-1	50
Reagan Tubbs	1-1	100	0-0	0-0	1-1	0-0	0-0	30
Opponents	10-13	76.9	0-0	0-0	3-3	5-7	2-3	61

FG Sequence

Team Name	Air Force	Opponents
Sam Houston	(42),(42)	(45)
Utah St.	(49)	
San Jose St.	(30)	
San Diego St.		(61)
Wyoming	(24),(43)	45,52
Navy	42,(40),35	
Colorado St.	(29)	(40),(49)
Army West Point	(30),32	(45),(40),(38)
Hawaii	(25),27,(21)	48
UNLV	(27),(42)	(39)
Boise St.	(50),(45)	(38),(52)
James Madison	(26)	

Numbers in (parentheses) indicate field goal was made

Total Offense	g	plays	rush	pass	total	avg/g
Zac Larrier	11	209	605	789	1394	126.7
Emmanuel Michel	11	204	950	0	950	86.4
John Lee Eldridge III	13	84	599	0	599	46.1
Dylan Carson	9	68	493	0	493	54.8
Owen Burk	12	82	435	0	435	36.3
Jensen Jones	10	63	237	160	397	39.7
Aiden Calvert	13	23	177	0	177	13.6
John Busha	4	32	11	152	163	40.8
Cade Harris	13	11	81	0	81	6.2
Ben Brittain	4	10	31	0	31	7.8
Dane Kinamon	8	7	21	0	21	2.6
Jet Harris	13	5	20	0	20	1.5
Kaden Cloud	1	2	11	0	11	11.0
Jalen Johnson	12	2	7	0	7	0.6
Darius Stone	1	1	6	0	6	6.0
Cannon Turner	2	3	5	0	5	2.5
Brandon Engel	11	1	0	4	4	0.4
Kade Frew	3	1	3	0	3	1.0
Team	13	0	-32	0	-32	-2.5
Total	13	826	3660	1105	4765	366.5
Opponents	13	737	1190	2420	3610	277.7

All Purpose	g	rush	rcv	pr	kr	ir	total	avg/g
Emmanuel Michel	11	950	0	0	0	0	950	86.4
John Lee Eldridge III	13	599	39	0	39	0	677	52.1
Zac Larrier	11	605	-8	0	0	0	597	54.3
Dylan Carson	9	493	0	0	0	0	493	54.8
Owen Burk	12	435	0	0	0	0	435	36.3
Jared Roznos	10	0	374	0	0	0	374	37.4
Cade Harris	13	81	179	1	0	0	261	20.1
Jensen Jones	10	237	4	0	0	0	241	24.1
Aiden Calvert	13	177	0	0	18	0	195	15.0
Dane Kinamon	8	21	126	22	19	0	188	23.5
Brandon Engel	11	0	178	0	0	0	178	16.2
Wyatt Wilson	11	0	106	0	0	0	106	9.6
Trey Taylor	13	0	0	0	0	97	97	7.5
Caleb Rillos	13	0	97	0	0	0	97	7.5
Ben Brittain	4	31	0	0	0	0	31	7.8
John. Youngblood	13	0	0	0	0	31	31	2.4
Jet Harris	13	20	0	0	0	0	20	1.5
Kade Frew	3	3	0	0	16	0	19	6.3
Alec Mock	13	0	0	0	0	18	18	1.4
Jalen Mergerson	13	0	0	0	0	15	15	1.2
John Busha	4	11	0	0	0	0	11	2.8
Kaden Cloud	1	11	0	0	0	0	11	11.0
Quin Smith	3	0	10	0	0	0	10	3.3
Jalen Johnson	12	7	0	0	0	0	7	0.6
Darius Stone	1	6	0	0	0	0	6	6.0
Cannon Turner	2	5	0	0	0	0	5	2.5
Jamari Bellamy	13	0	0	0	0	1	1	0.1
Team	13	-32	0	0	0	0	-32	-2.5
Total	13	3660	1105	23	92	162	5042	387.8
Opponents	13	1190	2420	19	470	60	4159	319.9



Cade Harris

2023 SEASON STATISTICS

# Defensive Leaders	gp	ua	Tackles		tfl/yds	Sacks	Pass defense		qbh	Fumbles		blkd	
			a	tot		no-yds	int-yds	brup		rcv-yds	ff	kick	saf
40 Alec Mock	13	53	40	93	5-25	2-14	1-18	1	2	.	2	.	.
44 Johnathan Youngblood	13	42	43	85	3.5-5	.	3-31	1	3
7 Trey Taylor	13	40	34	74	5-18	0.5-3	3-97	4	.	.	.	1	.
16 Jayden Goodwin	13	31	42	73	2-6	1-5	1-0	5
8 Bo Richter	13	34	11	45	19.5-116	10-95	.	1	8	2-8	3	.	.
10 Jalen Mergerson	13	22	19	41	1-3	.	1-15	2
3 Jamari Bellamy	13	23	12	35	2-3	.	1-1	5	.	1-0	.	.	.
13 PJ Ramsey	13	21	14	35	11.5-54	7.5-37	.	2	5
0 Trey Williams	13	23	12	35	0.5-4	0.5-4	.	4	1	1-0	.	.	.
96 Payton Zdroik	10	16	16	32	6.5-30	4.5-25	.	.	2
22 Jerome Gaillard, Jr.	8	17	8	25	2-2	.	.	1
48 Jayden Thiergood	9	5	13	18	1-4	0.5-3	.	.	1
62 James Tomasi	13	7	6	13	2-9	1-7
55 Kupono Blake	13	3	9	12	1.5-5	0.5-3	.	.	1
46 Zach Juckel	13	6	5	11	.	.	.	1
87 Caden Blum	9	6	4	10	1.5-6	1.5-6	.	.	1
9 Levi Brown	13	5	4	9
19 CJ Boyd	6	5	4	9	1-4	.	.	2
12 Patrick Dahlen	13	7	1	8
20 Jake Smith	13	3	3	6
5 Corey Collins	11	5	1	6
15 Jake Martin	9	2	3	5
99 Aiden Swartz	10	4	.	4	1
14 K.C. Beard	13	1	3	4
95 Daniel Grobe	5	3	1	4	0.5-3	0.5-3
11 Camby Goff	1	2	1	3
32 Osaro Aihie, Jr.	8	2	1	3
17 Zion Kelly	13	2	1	3
35 Jack Curtis	3	2	1	3	1-1
30 Tyme Collins	10	2	.	2
41 Jackson Adams	1	2	.	2	1-3
49 Kurt Chesney	13	1	1	2
18 Elijah Sanders	7	.	2	2	1
54 Are'an Burr	1	.	1	1
27 Julian Williams	3	1	.	1
28 Terrance Cullivan	2	.	1	1
33 Jet Harris	13	1	.	1
93 Andrew BoisD'Enghien	1	1	.	1
21 Cade Harris	13	1	1
2 Brandon Engel	11	1	.	1
47 Luke Meyer	4	.	1	1
Totals	13	402	318	720	68-301	30-205	10-162	29	26	4-8	5	1	0
Opponents	13	445	530	975	47-188	11-52	6-60	8	7	11-32	13	1	0

2023 SEASON GAME-BY-GAME STARTERS

OFFENSE

Game	WR	TE	LT	LG	C	RG	RT	QB	FB	TB	WR
Rob. Morris	Roznos	Bryant	Karas	Ndago	Paglialong	Jackman	Carlan	Larrier	Burk	Eldridge	C. Harris
Sam Houston	Roznos	Burk (2FB)	Karas	Ndago	Paglialong	Jackman	Holcomb	Larrier	J. Harris	Eldridge	C. Harris
Utah State	Kinamon	Rillos	Karas	Ndago	Paglialong	Jackman	Carlan	Larrier	Burk	Bryant (2TE)	C. Harris
San Jose St.	Kinamon	Rillos	Karas	Ndago	Paglialong	Jackman	Holcomb	Larrier	Michel	Eldridge	Rosnos
San Diego St.	Roznos	Rillos	Karas	Ndago	Paglialong	Jackman	Holcomb	Larrier	Michel	Eldridge	C. Harris
Wyoming	Engel	Rillos	Karas	Ndago	Paglialong	Jackman	Holcomb	Larrier	Michel	Eldridge	C. Harris
Navy	Engel	Rillos	Karas	Ndago	Paglialong	Jackman	Holcomb	Larrier	Michel	Eldridge	Roznos
Colorado St.	Roznos	Rillos	Karas	Ndago	Paglialong	Jackman	Holcomb	Larrier	Michel	Eldridge	Kinamon
Army	Roznos	Rillos	Karas	Ndago	Paglialong	Jackman	Holcomb	Larrier	Michel	Eldridge	Kinamon
Hawaii	Engel	Rillos	Karas	Ndago	Paglialong	Jackman	Holcomb	Larrier	Burk	Eldridge	C. Harris
UNLV	Engel	Rillos	Karas	Ndago	Paglialong	Jackman	Holcomb	Jones	Burk	Eldridge	C. Harris
Boise State	Engel	Rillos	Karas	Ndago	Paglialong	Heistand	Holcomb	Brittain	Carson	Eldridge	C. Harris
JMU`	Kinamon	Rillos	Karas	Ndago	Paglialong	Hiestand	Holcomb	Larrier	Michel	Eldridge	Wilson

DEFENSE

Game	DE	NG	DT	OLB	ILB	ILB	Spur	CB	SS	FS	CB
Rob. Morris	Ramsey	Tomasi	Blake	Richter	Youngblood	Mock	Goff	Gaillard	Goodwin	Taylor	Bellamy
Sam Houston	Ramsey	Zdroik	Blake	Richter	Youngblood	Mock	Boyd	Gaillard	Goodwin	Taylor	Bellamy
Utah State	Ramsey	Zdroik	Blake	Richter	Youngblood	Mock	Boyd	Gaillard	Mergerson	Taylor	Bellamy
San Jose St.	Ramsey	Tomasi	Blake	Richter	Youngblood	Mock	Boyd	Gaillard	Goodwin	Taylor	Bellamy
San Diego St.	Ramsey	Thiergood	Blake	Richter	Youngblood	Mock	Boyd	Gaillard	Goodwin	Taylor	Bellamy
Wyoming	Ramsey	Zdroik	Thiergood	Richter	Youngblood	Mock	Boyd	Gaillard	Goodwin	Taylor	Bellamy
Navy	Ramsey	Zdroik	Thiergood	Richter	Youngblood	Mock	Blum (DL)	Gaillard	Goodwin	Taylor	Bellamy
Colorado St.	Ramsey	Zdroik	Thiergood	Richter	Youngblood	Mock	Goodwin	Gaillard	Mergerson	Taylor	Bellamy
Army	Ramsey	Zdroik	Thiergood	Richter	Youngblood	Mock	Goodwin	Williams	Blum (4DL)	Taylor	Bellamy
Hawaii	Ramsey	Tomasi	Blake	Richter	Youngblood	Mock	Goodwin	Williams	Mergerson	Taylor	Bellamy
UNLV	Ramsey	Zdroik	Thiergood	Richter	Youngblood	Mock	Goodwin	Williams	Mergerson	Taylor	Bellamy
Boise State	Ramsey	Blake	Thiergood	Blum	Youngblood	Mock	Goodwin	Williams	Mergerson	Taylor	Bellamy
JMU	Ramsey	Zdroik	Thiergood	Richter	Youngblood	Mock	Goodwin	Williams	Smith	Taylor	Bellamy

SPECIAL TEAMS

Game	KO	KOR	KOR	PR	P	PK	H	LS
Rob. Morris	Dapore	J. Johnson	Eldridge	C. Harris	No punts	Dapore	Bay	Chesney
Sam Houston	Tubbs	J. Johnson	Kinamon	Kinamon	Freer	Dapore	Bay	Chesney
Utah State	Tubbs	J. Johnson	Kinamon	Kinamon	Freer	Dapore	Bay	Chesney
San Jose St.	Tubbs	J. Johnson	Kinamon	Kinamon	Freer	Tubbs	Bay	Chesney
San Diego St.	Tubbs	J. Johnson	Eldridge	Engel	Bay	Dapore	Bay	Chesney
Wyoming	Tubbs	J. Johnson	Eldridge	Kinamon	Bay	Dapore	Bay	Chesney
Navy	Tubbs	J. Johnson	Kinamon	Kinamon	Bay	Dapore	Bay	Chesney
Colorado St.	Tubbs	J. Johnson	Kinamon	Kinamon	Bay	Dapore	Bay	Chesney
Army	Tubbs	J. Johnson	Kinamon	Kinamon	Bay	Dapore	Bay	Chesney
Hawaii	Tubbs	J. Johnson	Eldridge	Engel	Freer	Dapore	Bay	Chesney
UNLV	Tubbs	J. Johnson	Eldridge	Engel	Bay	Dapore	Bay	Chesney
Boise State	Tubbs	J. Johnson	Calvert	Engel	Bay	Dapore	Bay	Chesney
JMU	Tubbs	J. Johnson	Eldridge	Kinamon	Freer	Dapore	Bay	Chesney

2023 GAME-BY-GAME

GAME SUMMERIES

Game	Scoring					First Downs TOT (R-P-Pn)	Rushing Att-Yds-Avg-TD	Passing C-Att-I -Yds-TD	Total Offense Pl-Yds-Avg	Fum #-L	Pen #-Yds	Punts #-Avg	KOR #-Yds-TD	3rd G-A	4th G-A	TOP
	1	2	3	4	OT Tot											
RMU	0	0	0	7	-- 7	9 (5-4-0)	26-43-1.7-0	18-24-0-113-1	50-156-3.1	4-2	9-61	6-44.3	3-91-0	3-11	0-1	27:49
Air Force	14	14	7	7	-- 42	24 (19-2-3)	56-374-6.7-5	2-3-0-95-1	59-469-7.9	3-1	2-10	0-0.0	1-16-0	6-10	1-3	32:11
Sam Hou.	0	0	3	0	-- 3	6 (6-0-0)	30-36-1.2-0	8-14-0-44-0	44-80-1.8	0-0	2-25	8-43.1	3-33-0	3-13	1-1	23:22
Air Force	0	3	0	10	-- 13	18 (16-1-1)	59-244-4.1-1	1-3-0-14-0	62-258-4.2	3-1	2-20	4-43.8	1-19-0	5-13	0-1	36:38
Utah St.	0	7	7	7	-- 21	20 (5-11-4)	26-54-2.1-0	20-35-1-248-3	61-302-5.0	1-1	4-17	3-41.7	2-39-0	3-11	2-3	21:20
Air Force	22	10	7	0	-- 39	24 (21-3-0)	64-344-5.4-5	3-4-0-84-0	68-428-6.3	0-0	6-60	3-40.3	0-0-0	9-13	1-1	38:40
SJSU	6	14	0	0	-- 20	18 (6-11-1)	17-115-6.8-3	24-35-1-239-0	52-354-6.8	1-0	6-48	2-34.0	5-81-0	3-8	0-2	20:55
Air Force	3	14	7	21	-- 45	25 (23-0-0)	73-400-5.5-6	2-2-0-28-0	75-428-5.7	0-0	4-43	1-35.0	0-0-0	10-15	3-3	39:05
SDSU	0	10	0	0	-- 10	14 (8-6-0)	30-105-3.5-0	13-25-1-122-1	55-227-4.1	0-0	5-34	5-46.4	0-0-0	4-13	3-4	27:55
Air Force	0	21	21	7	-- 49	24 (17-6-1)	52-287-5.5-4	6-7-0-189-2	59-476-8.1	0-0	1-5	1-45.0	0-0-0	4-8	2-2	32:05
Wyoming	14	7	0	6	-- 27	18 (6-11-1)	35-109-3.1-1	15-25-0-212-3	60-321-5.4	0-0	3-25	2-48.5	0-0-0	9-15	1-2	30:13
Air Force	7	10	7	10	-- 34	22 (18-3-1)	53-356-6.7-3	6-9-0-58-1	62-414-6.7	2-2	1-9	1-43.0	0-0-0	7-10	1-1	29:47
Navy	0	0	0	6	-- 6	10 (3-6-1)	35-22-0.6-0	15-29-2-102-1	64-124-1.9	2-0	4-50	10-43.1	4-50-0	3-17	2-2	28:16
Air Force	0	7	3	7	-- 17	9 (4-3-2)	48-137-2.9-0	4-5-0-151-1	53-288-5.4	2-1	5-30	7-33.9	0-0-0	1-13	2-2	31:44
CSU	0	13	0	0	-- 13	17 (4-13-0)	19-42-2.2-0	28-45-0-297-1	64-339-5.3	1-1	5-54	3-49.3	2-23-0	5-13	0-3	24:02
Air Force	7	6	10	7	-- 30	18 (13-2-3)	57-261-4.6-3	4-7-0-32-1	64-293-4.6	0-0	2-15	4-44.0	0-0	8-15	1-1	35:58
Army	17	6	0	0	-- 23	11 (8-1-2)	51-213-4.2-2	4-9-0-40-0	60-253-4.2	0-0	11-119	6-39.0	0-0	4-14	1-2	32:09
Air Force	0	3	0	0	-- 3	19 (6-8-5)	40-155-3.9-0	10-24-2-104-0	64-259-4.0	5-4	6-55	2-36.5	0-0	5-14	0-2	27:51
Hawaii	7	6	7	7	-- 27	18 (7-9-2)	29-121-4.2-1	22-29-0-176-2	58-297-5.1	0-0	5-56	4-24.9	0-0	8-13	0-0	30:34
Air Force	0	3	7	3	-- 13	17 (11-3-3)	47-201-4.3-1	3-9-3-114-0	56-315-5.6	2-1	3-25	1-31.0	2-39	7-14	1-1	29:26
UNLV	7	7	14	7	-- 31	15 (4-10-1)	33-114-3.5-2	16-30-2-351-2	63-465-7.4	0-0	10-120	7-47.4	1-12	3-13	1-1	26:26
Air Force	7	20	0	0	-- 27	22 (15-2-5)	62-344-5.5-3	3-9-0-60-0	71-404-5.7	2-1	4-30	8-43.0	0-0	3-14	1-2	33:34
Boise St.	3	14	7	3	-- 27	19 (9-9-1)	38-181-4.8-2	13-17-3-228-1	55-409-7.4	0-0	1-10	3-53.7	0-0	5-10	0-0	29:02
Air Force	0	6	13	0	-- 19	16 (0-7-0)	45-206-4.6-2	8-18-1-131-0	63-337-5.3	2-0	3-20	5-40.6	1-18	5-14	2-3	30:58
JMU	7	0	7	7	-- 21	16 (3-13-0)	19-26-1.4-0	20-33-1-257-3	52-283-5.4	1-0	3-10	5-39.8	5-97	4-11	1-1	23:09
Air Force	7	14	7	3	-- 31	18 (17-1-0)	63-351-5.6-3	3-5-0-45-1	68-396-5.8	0-0	0-0	3-47.3	0-0	8-15	2-3	36:51

AIR FORCE GAME-BY-GAME LEADERS

Game	Rushing	Passing	Receiving	Tackles	TFL (Includes Sacks)
	Att-Yds-TD	C-A-I-Yds-TD	C-Yds-TD	UT-AT-TOT	#-Yds
Robert Morris	Zac Larrier (14-99-2)	Zac Larrier (2-3-0-95-1)	Jared Roznos (2-95-1)	J. Youngblood (3-4-7)	PJ Ramsey (2.5-12)
Sam Houston	Owen Burk (18-75-1)	Zac Larrier (1-3-0-14-0)	J. Eldridge III (1-14-0)	Alec Mock (6-5-11)	Bo Richter (2.0-21)
Utah State	Owen Burk (15-110-0)	Zac Larrier (3-4-0-84-0)	Jared Roznos (1-49-0)	Alec Mock (8-3-11)	PJ Ramsey (2.5-10)
San Jose St.	E. Michel (33-148-3)	Zac Larrier (2-2-0-28-0)	Jared Roznos (1-22-0)	Trey Taylor 4-4-8)	Jerome Gaillard (1.0-1) Trey Taylor (1.0-1)
San Diego St.	Zac Larrier (8-103-0)	Zac Larrier (6-7-0-189-2)	Cade Harris (2-82--1)	Alec Mock (5-1-6) J. Youngblood (4-2-6) Jayden Goodwin (1-5-6)	Bo Richter (2.0-8)
Wyoming	Zac Larrier (20-111-1)	Zac Larrier (6-9-0-58-1)	Jared Roznos (3-34-0)	Trey Taylor (7-3-10) Alec Mock (6-4-10)	Bo Richter (2.0-8)
Navy	E. Michel (22-69-0)	Zac Larrier (4-5-0-151-1)	Dane Kinamon (1-94-1) Jared Roznos (1-34-0) Caleb Rillos (1-22-0) J. Eldridge III (1-1-0)	J. Youngblood (7-6-13)	Bo Richter (4.0-17)
Colorado St.	E. Michel (20-130-1)	Zac Larrier (4-7-0-32-1)	Brandon Engel (1-14-0) Dane Kinamon 1-9-1) Caleb Rillos (1-6-0) J. Eldridge III (1-3-)	J. Mergerson (9-4-13)	Bo Richter (1.0-13) PJ Ramsey (1.0-6)
Army	Zac Larrier (20-45-0)	Zac Larrier (9-22-0-93-0)	Wyatt Wilson (3-47-0)	Jayden Goodwin (3-9-12)	Kuono Blake (1.0-2)
Hawaii	Dylan Carson (13-87-1)	Jensen Jones (3-7-1-114-0)	Cade Harris (1-65-0) Brandon Engel (1-39-0) Quin Smith 1-10-0)	Alec Mock (6-4-10)	J. Goodwin (1.0-5) Bo Richter 1.0-4)
UNLV	Dylan Carson (16-104-0)	Jensen Jones (1-6-0-35-0)	Caleb Rillos (1-35-0) Wyatt Wilson (1-21-0) Jensen Jones (1-4-0)	Trey Williams (6-3-9)	Bo Richter 1.0-7 PJ Ramsey 1.0-7
Boise St.	Dylan Carson (12-132-0)	John Busha (8-17-1-131-0)	Brandon Engel (4-57-0)	J. Youngblood (5-6-11)	PJ Ramsey 1.0-6 Caden Blum 1.0-4
JMU	E. Michel (35-203-2)	Zac Larrier (3-5-0-45-1)	Jard Roznos (1-42-1) Caleb Rillos (1-6-0)	Jamari Bellamy (6-0-6)	Bo Richter (4.5-33)

2023 INDIVIDUAL GAME-BY-GAME

PASSING

(Comp-Att-Int-Yards-TDs-Lg)

Opponent	5 Jensen Jones	9 Zac Larrier	12 John Busha	15 Ben Brittain	17 Cannon Turner
Robert Morris	0-0-0-0-0	2-3-0-95-1-84	0-0-0-0-0	0-0-0-0-0	0-0-0-0-0
Sam Houston	DNP	1-3-0-14-0-14	DNP	DNP	DNP
Utah State	0-0-0-0-0	3-4-0-84-0-49	DNP	DNP	DNP
San Jose State	0-0-0-0-0	2-2-0-28-0-22	DNP	DNP	DNP
San Diego State	0-0-0-0-0	6-7-0-189-2-54	0-0-0-0-0	0-0-0-0-0	0-0-0-0-0
Wyoming	0-0-0-0-0	6-9-0-58-1-19	DNP	DNP	DNP
Navy	0-0-0-0-0	4-5-0-151-1-94	DNP	DNP	DNP
Colorado State	DNP	4-7-0-32-1	DNP	DNP	DNP
Army	1-2-0-11-0	9-22-2-93-0	DNP	DNP	DNP
Hawaii	3-7-1-114-0	0-0-0-0-0	DNP	0-2-2-0-0	DNP
UNLV	1-6-0-35-0	DNP	1-2-0-21-0	DNP	DNP
Boise State	DNP	DNP	8-17-1-1831-0	0-1-0-0-0	DNP
JMU	0-0-0-0-0	3-5-0-45-1	DNP	dnp	DNP

RUSHING

(Att-Yds-TD-Lg)

Player	RMU	SHS	USU	SJSU	SDSU	Wyo	Navy	CSU	Army	Hawaii	UNLV	BSU	JMU
4-Emmanuel Michel	4-15-4-0	8-53-0-12	28-106-3-8	33-148-3-17	18-78-2-8	22-97-0-12	22-69-0-7	20-130-1-53	8-37-0-13	DNP	DNP	6-14-0-4	35-203-2-54
5-Jensen Jones	5-35-12-1	DNP	0-0-0-0	0-0-0-0	3-10-1-4	3-23-0-14	2-7-0-4	DNP	1-14-0-14	14-56-0-37	19-88-2-27	DNP	0-0-0-0
8-Kade Frew	1-3-3-0	DNP	0-0-0-0	0-0-0-0	0-0-0-0	DNP	DNP	DNP	DNP	DNP	DNP	DNP	DNP
9-Zac Larrier	14-99-26-2	19-65-0-12	10-56-1-21	11-39-0-8	8-103-0-41	20-111-1-26	14-24-0-5	14-36-1-9	20-45-0-15	2-1-0-1	DNP	DNP	9-26-1-7
10-Jalen Johnson	0-0-0-0	0-0-0-0	1-3-0-3	0-0-0-0	0-0-0-0	0-0-0-0	0-0-0-0	0-0-0-0	0-0-0-0	1-4-0-4	0-0-0-0	0-0-0-0	0-0-0-0
12-John Busha	3-12-6-0	DNP	DNP	DNP	0-0-0-0	DNP	DNP	DNP	DNP	DNP	0-0-0-0	10(-1)-0-4	DNP
15-Ben Brittain	1-7-7-0	DNP	DNP	DNP	0-0-0-0	DNP	DNP	DNP	DNP	0-0-0-0	DNP	6-24-0-8	DNP
17-Cannon Turner	3-5-3-0	DNP	DNP	DNP	0-0-0-0	DNP	DNP	DNP	DNP	DNP	DNP	DNP	DNP
20-Dylan Carson	5-50-29-0	3-15-0-7	1-1-0-1	11-63-0-14	5-27-0-10	DNP	DNP	DNP	DNP	13-87-1-35	16-104-0-23	12-132-1-68	2-14-0-9
21-Cade Harris	1-3-3-1	0-0-0-0	0-0-0-0	0-0-0-0	4-28-1-9	0-0-0-0	0-0-0-0	0-0-0-0	0-0-0-0	2-4-0-10	2-33-0-29	2-11-0-11	0-0-0-0
24-John Lee Eldridge III	4-72-65-0	6-22-0-11	7-58-1-13	10-102-2-34	4-24-0-14	3-65-1-58	4-8-0-3	11-57-1-12	6-40-0-12	6-19-0-7	10-48-1-55	5-6-0-3	8-78-0-51
26-Owen Burk	6-37-27-1	18-75-1-10	15-110-0-24	DNP	3-10-0-9	4-62-1-39	2-10-0-6	5-24-0-7	3-8-0-4	7-20-0-7	14-65-0-12	0-0-0-0	2-8-0-5
27-Kaden Cloud	2-11-11-0	DNP	DNP	DNP	DNP	DNP	DNP	DNP	DNP	DNP	DNP	DNP	DNP
28-Adain Calvert	2-21-12-0	2-15-0-18	1-6-0-6	5-45-0-14	1-2-0-2	0-0-0-0	1-22-0-22	1-12-0-12	1-3-0-3	2-8-0-5	1-6-0-6	4-20-0-11	2-17-0-10
33-Jet Harris	1-4-4-0	1-3-0-3	0-0-0-0	2-5-1-3	0-0-0-0	0-0-0-0	0-0-0-0	0-0-0-0	1-8-0-8	0-0-0-0	0-0-0-0	0-0-0-0	0-0-0-0
34-Darius Stone	1-6-6-0	DNP	0-0-0-0	DNP	DNP	DNP	DNP	DNP	DNP	DNP	DNP	DNP	DNP

RECEIVING

(Att-Yds-TD-Lg)

Player	RMU	SHS	USU	SJSU	SDSU	Wyo	Navy	CSU	Army	Hawaii	UNLV	BSU	JMU
2-Brandon Engel	0-0-0-0	0-0-0-0	1-28-0-28	0-0-0-0	1-18-0-18	0-0-0-0	0-0-0-0	1-14-0-14	2-22-0-14	1-39-0-39	0-0-0-0	4-57-0-20	0-0-0-0
11-Wyatt Wilson	0-0-0-0	0-0-0-0	0-0-0-0	0-0-0-0	0-0-0-0	0-0-0-0	0-0-0-0	0-0-0-0	3-47-0-27	0-0-0-0	1-21-0-21	1-38-0-38	0-0-0-0
13-Jared Roznos	2-95-84-1	0-0-0-0	1-40-0-49	1-22-0-22	2-79-1-37	3-34-0-10	1-34-0-34	0-0-0-0	1-19-0-19	DNP	DNP	DNP	1-42-1-42
21-Cade Harris	0-0-0-0	0-0-0-0	0-0-0-0	0-0-0-0	2-82-1-50	0-0-0-0	0-0-0-0	0-0-0-0	0-0-0-0	1-65-0-65	0-0-0-0	2-32-0-17	0-0-0-0
23-Dane Kinamon	DNP	0-0-0-0	1-7-0-7	1-6-0-6	DNP	0-0-0-0	1-94-1-94	1-9-1-9	1-10-0-10	DNP	DNP	0-0-0-0	0-0-0-0
24-John Lee Eldridge III	0-0-0-0	1-14-0-14	0-0-0-0	0-0-0-0	0-0-0-0	1-17-1-17	1-1-0-1	1-3-0-3	6-40-0-12	0-0-0-0	0-0-0-0	1-4-0-4	1(-3)-0
84-Caleb Rillos	0-0-0-0	0-0-0-0	0-0-0-0	0-0-0-0	1-10-0-10	2-7-0-4	1-22-0-22	1-6-0-6	1-11-0-11	0-0-0-0	1-35-0-35	0-0-0-0	1-6-0-6
87-Quin Smith	0-0-0-0	DNP	DNP	DNP	DNP	DNP	DNP	DNP	DNP	1-10-0-10	DNP	0-0-0-0	DNP

2023 INDIVIDUAL GAME-BY-GAME

TACKLES (UT-AT-TOTAL)

Player	RMU	SHS	USU	SJSU	SDSU	Wyo	Navy	CSU	Army	Hawaii	UNLV	BSU	JMU
0-Trey Williams	0-0-0	0-0-0	1-4-5	1-1-2	0-0-0	1-0-1	1-0-1	1-0-1	3-2-5	5-2-7	6-3-9	2-0-2	2-0-2
3-Jamari Bellamy	1-0-1	2-0-2	3-0-3	1-2-3	0-1-1	1-1-2	1-1-2	2-5-7	0-0-0	2-0-2	0-1-1	4-1-5	6-0-6
5-Corey Collins	DNP	0-0-0	0-0-0	1-0-1	0-0-0	0-0-0	0-0-0	DNP	0-0-0	0-0-0	0-0-0	2-0-2	2-1-3
7-Trey Taylor	3-3-6	4-1-5	4-2-6	4-4-8	1-2-3	7-3-10	3-5-8	3-7-10	3-1-4	3-1-4	1-2-3	3-1-4	1-2-3
8-Bo Richter	3-0-3	4-0-4	2-1-3	0-0-0	3-1-4	3-0-3	6-1-7	1-0-1	4-6-10	2-0-2	2-1-3	0-0-0	4-1-5
9-Levi Brown	1-0-1	0-0-0	0-0-0	0-0-0	1-2-3	0-0-0	0-0-0	1-0-1	0-0-0	0-0-0	1-0-1	0-1-1	1-1-2
10-Jalen Mergerson	1-2-3	0-0-0	0-0-0	0-2-2	1-0-1	0-0-0	1-1-2	9-4-13	0-4-4	1-2-3	1-2-3	4-2-6	4-0-4
12-Patrick Dahlen	2-1-3	0-0-0	0-0-0	2-0-2	1-0-1	0-0-0	1-0-1	0-0-0	1-0-1	0-0-0	0-0-0	0-0-0	0-0-0
13-PJ Ramsey	3-2-5	1-1-2	2-1-3	0-0-0	0-0-0	4-1-5	4-0-4	3-2-5	0-1-1	0-1-1	1-3-4	3-2-5	0-0-0
14-K.C. Beard	0-0-0	0-0-0	0-0-0	1-2-3	0-0-0	0-0-0	0-1-1	0-0-0	0-0-0	0-0-0	0-0-0	0-0-0	0-0-0
15-Jake Martin	0-0-0	0-0-0	0-0-0	0-0-0	1-1-2	0-0-0	0-1-1	0-0-0	DNP	DNP	DNP	DNP	1-1-2
16-Jayden Goodwin	0-2-2	2-2-4	2-3-5	1-3-4	1-5-6	3-1-4	1-2-3	2-6-8	3-9-12	4-2-6	3-2-5	5-3-8	3-1-4
17-Zion Kelly	0-0-0	0-0-0	1-0-1	0-0-0	0-0-0	0-0-0	0-0-0	0-0-0	0-0-0	0-0-0	0-0-0	0-0-0	0-0-0
18-Elijah Sanders	0-1-1	0-0-0	DNP	0-0-0	0-0-0	0-0-0	0-0-0	DNP	0-1-1	DNP	DNP	DNP	DNP
19-CJ Boyd	0-0-0	1-0-1	3-3-6	1-0-1	0-1-1	0-0-0	DNP	DNP	DNP	DNP	DNP	DNP	DNP
20-Jake Smith	1-0-1	1-0-1	0-0-0	0-0-0	0-1-1	0-0-0	0-1-1	0-0-0	0-1-1	0-0-0	0-0-0	0-0-0	1-0-1
22-Jerome Gaillard, Jr.	4-1-5	3-1-4	2-0-2	4-1-5	3-0-3	0-2-2	0-2-2	1-1-2	DNP	DNP	DNP	DNP	DNP
27-Julian Williams	0-0-0	DNP	DNP	1-0-1	0-0-0	DNP	DNP	DNP	DNP	DNP	DNP	DNP	DNP
28-Terrance Cullivan	0-1-1	DNP	DNP	DNP	0-0-0	DNP	DNP	DNP	DNP	DNP	DNP	DNP	DNP
30-Tyme Collins	0-0-0	1-0-1	0-0-0	DNP	1-0-1	0-0-0	0-0-0	0-0-0	0-0-0	0-0-0	0-0-0	DNP	DNP
32-Osaro Aihie	0-0-0	0-0-0	0-0-0	0-1-1	0-0-0	DNP	0-0-0	0-0-0	2-0-2	0-0-0	0-0-0	DNP	DNP
35-Jack Curtis	0-1-1	DNP	DNP	2-0-2	DNP	DNP	DNP	DNP	DNP	DNP	DNP	0-0-0	DNP
40-Alec Mock	2-1-3	6-5-11	8-3-11	2-4-6	5-1-6	6-4-10	4-3-7	1-4-5	4-5-9	6-4-10	3-5-8	0-3-3	4-0-4
41-Jackson Adams	2-0-2	DNP	DNP	DNP	DNP	DNP	DNP	DNP	DNP	DNP	DNP	DNP	DNP
44-J. Youngblood	3-4-7	3-1-4	3-0-3	2-4-6	4-2-6	3-2-5	7-6-13	1-8-9	2-5-7	4-2-6	3-2-5	5-6-11	2-1-3
46-Zach Juckel	0-0-0	1-0-1	1-0-1	1-2-3	0-1-1	0-0-0	0-1-1	1-0-1	2-0-2	0-0-0	0-0-0	0-0-0	0-1-1
47-Luke Meyer	DNP	DNP	DNP	0-0-0	0-1-1	0-0-0	0-0-0	0-0-0	DNP	DNP	DNP	DNP	DNP
48-Jayden Thiergood	DNP	DNP	DNP	DNP	0-1-1	0-0-0	2-4-6	1-2-3	0-2-2	DNP	0-4-4	1-0-1	0-1-1
54-Are'an Burr	0-1-1	DNP	DNP	DNP	DNP	DNP	DNP	DNP	DNP	DNP	DNP	DNP	DNP
55-Kupono Blake	0-1-1	0-0-0	0-1-1	0-0-0	1-1-2	0-0-0	0-1-1	0-0-0	0-3-3	1-1-2	0-1-1	1-1-2	0-0-0
62-James Tomasi	2-0-2	0-0-0	0-1-1	0-1-1	0-0-0	1-1-2	0-0-0	0-0-0	2-0-2	1-2-3	0-0-0	0-0-0	0-0-0
87-Caden Blum	0-0-0	DNP	0-0-0	0-0-0	0-0-0	DNP	0-2-2	0-0-0	3-0-3	2-0-2	0-1-1	1-1-2	0-0-0
92-A. Bois'D'Engien	1-0-1	DNP	DNP	DNP	DNP	DNP	DNP	DNP	DNP	DNP	DNP	DNP	DNP
95-Daniel Grobe	0-0-0	0-0-0	0-1-1	0-0-0	3-0-3	DNP	DNP	DNP	0-0-0	DNP	DNP	DNP	DNP
96-Payton Zdroik	DNP	5-1-6	0-1-1	DNP	DNP	3-1-4	2-4-6	0-3-3	2-1-3	1-3-4	1-2-3	0-1-1	2-0-2
99-Aidan Schwartz	0-0-0	0-0-0	0-0-0	1-0-1	1-0-1	DNP	0-0-0	0-0-0	0-0-0	0-0-0	0-0-0	2-0-2	0-0-0
Total	31-22-53	34-12-46	33-20-53	26-26-52	31-20-51	32-16-48	33-36-69	27-42-69	32-42-74	33-20-53	24-30-54	33-22-55	33-10-43

TACKLES FOR LOSS

(#-Yds)

Player	RMU	SHS	USU	SJSU	SDSU	Wyo	Navy	CSU	Army	Hawaii	UNLV	BSU	JMU
0-Trey Williams			0.5-4										
3-Jamari Bellamy	1.0-2												1.0-1
7-Trey Taylor	0.5-1		2.0-4	1.0-1		1.0-12					0.5-3		0.5-0
8-Bo Richter	1.0-3	2.0-21	0.5-1		2.0-8	2.0-8	4.0-17	1.0-13	0.5-1	1.0-4	1.0-7		4.5-31
13-PJ Ramsey	2.5-12	1.0-9	2.5-10			1.0-2	1.0-1	1.0-6	0.5-1		1.0-7	1.0-6	
10-Jalen Mergerson									0.5-1				
16-Jayden Goodwin									0.5-0	1.0-5			0.5-1
19-CJ Boyd			1.0-4										
22-Jerome Gaillard		1.0-1		1.0-1									
35-Jack Curtis					1.0-1								
40-Alec Mock		1.0-5	2.0-14		1.0-3						0.5-2	0.5-1	
44-Johnathan Youngblood						0.5-0	2.0-3					1.0-2	
41-Jackson Adams	1.0-3												
48-Jayden Thiergood							0.5-3						0.5-1
55-Kupono Blake									1.0-2				
62-James Tomasi	1.0-7					1.0-2							
87-Caden Blum							0.5-2					1.0-4	
96-Payton Zdroik	DNP	1.0-8				1.5-7	1.0-4				0.5-2	0.5-1	2.0-7
Total	7.0-28	6.0-44	9.0-40	2.0-2	4.0-12	7.0-31	9.0-30	2.0-19	3.0-5	2.0-9	4.0-24	4.0-14	9.0-43

QUARTERBACK SACKS

(#-Yds)

Player	RMU	SHS	USU	SJSU	SDSU	Wyo	Navy	CSU	Army	Hawaii	UNLV	BSU	JMU
0-Trey Williams			0.5-4										
7-Trey Taylor			0.5-3										
8-Bo Richter		2.0-21			1.0-7	1.0-6	1.0-10	1.0-13			1.0-7		3.0-31
13-PJ Ramsey	1.0-7	1.0-9	1.5-5			1.0-2	1.0-1	1.0-6			1.0-7		
16-Jayden Goodwin										1.0-5			
40-Alec Mock			2.0-14										
48-Jayden Thiergood							0.5-3						
55-Kupono Blake											0.5-3		
62-James Tomasi	1.0-7												
87-Caden Blum							0.5-2					1.0-4	
95-Daniel Grobe			0.5-3										
96-Payton Zdroik	DNP	1.0-8				1.0-6	1.0-4				0.5-3		1.0-4
Total	2.0-14	4.0-38	5.0-29	0.0-0	1.0-7	3.0-14	4.0-20	2.0-19	0.0-0	1.0-5	3.0-20	1.0-4	4.0-35

2023 INDIVIDUAL CAREER HIGHS

RUSHING

Name	Attempts	Yards	TDs	Long
4-Emmanuel Michel	35, JMU, 2023	203, JMU, 2023	3, San Jose State, 2023	64, UNLV, 2021
5-Jensen Jones	19, UNLV, 2023	88, UNLV, 2023	2, UNLV, 2023	37, Hawaii, 2023
8-Kade Frew	1, Robert Morris, 2023	3, Robert Morris, 2023	0	3, Robert Morris, 2023
9-Zac Larrier	20, Army, 2023	111, Wyoming, 2023	2, Robert Morris, 2022	41, San Diego St. 2023
10-Jalen Johnson	1, Hawaii, 2023	80, Northern Iowa, 2022	1, Northern Iowa, 2022	80, Northern Iowa, 2022
12-John Busha	10, Boise State, 2023	12, Robert Morris, 2023	1, Boise State, 2023	6, Robert Morris, 2023
15-Ben Brittain	6, Boise State, 2023	25, Nevada 2022	0	19, Nevada, 2022
17-Cannon Turner	3, Robert Morris, 2023	5, Robert Morris, 2023	0	3, Robert Morris, 2023
20-Dylan Carson	16, UNLV, 2023	132, Boise State, 2023	1, Boise State, 2023	68, Boise State, 2023
21-Cade Harris	4, San Diego State, 2023	33, UNLV, 2023	1, San Diego State, 2023	29, UNLV, 2023
23-Dane Kinamon	8, Colorado State, 2021	77, Northern Iowa, 2022	1, Northern Iowa, 2022	71, Northern Iowa, 2022
24-John Lee Eldridge III	13, Wyoming, 2022	116, UNLV, 2022	1, Wyoming, 2023	65, Robert Morris, 2023
26-Owen Burk	18, Sam Houston, 2023	110, Utah State, 2023	1, Wyoming, 2023	27, Robert Morris, 2023
27-Kaden Cloud	2, Robert Morris, 2023	11, Robert Morris, 2023		11, Robert Morris, 2023
28-Aidan Calvert	4, Boise State, 2023	24, UNLV, 2022	1, Nevada, 2022	22, Navy, 2023
33-Jet Harris	11, Nevada, 2022	44, Nevada, 2022	1, San Jose State, 2023	9, Nevada, 2022
34-Darius Stone	1, Robert Morris, 2023	6, Robert Morris, 2023	0	6, Robert Morris, 2023

PASSING

Name	Completions	Attempts	Yards	TDs	Long
5-Jensen Jensen	3, Hawaii, 2023	7, Hawaii, 2023	114, Hawaii, 2023	0	65, Hawaii, 2023
9-Zac Larrier	9, Army, 2023	22, Army, 2023	189, San Diego St., 2023	2, San Diego St., 2023	94, Navy, 2023
12-John Busha	8, Boise State, 2023	17, Boise State, 2023	131, Boise State, 2023	0	38, Boise State, 2023
15-Ben Brittain	1, Nevada, 2022	2, Hawaii, 2023	80, Nevada, 2022	1, Nevada 2022	80, Nevada, 2022

RECEIVING

Name	Catches	Yards	TDs	Long
2-Engel	4, Boise State, 2023	57, Boise State, 2023	0	39, Hawaii, 2023
5-Jones	1, UNLV, 2023	4, UNLV, 2023	0	4, UNLV, 2023
9-Larrier	1, Army, 2023	37, Boise State, 2022	0	37, Boise State, 2022
11-Wilson	3, Army, 2023	47, Army, 2023	0	27, Army, 2023
13-Roznos	3, Wyoming, 2023	95, Robert Morris, 2023	1, JMU, 2023	84, Robert Morris, 2023
21-Harris	2, Boise State, 2023	82, San Diego State, 2023	1, San Diego State, 2023	65, Hawaii, 2023
23-Kinamon	4, Army, 2021	80, Northern Iowa, 2022	1, Navy, 2023	94, Navy, 2023
24-Eldridge III	1, Boise State, 2023	17, Wyoming, 2023	1, Wyoming, 2023	17, Wyoming, 2023
81-Bryant	1, Northern Iowa, 2022	7, Northern Iowa, 2022	0	7, Northern Iowa, 2022
84-Rillos	2, Wyoming, 2023	40, Louisville, 2021	1, Baylor, 2022	40, Louisville, 2021
87-Smith	1, Hawaii, 2023	10, Hawaii, 2023	0	10, Hawaii, 2023

2023 INDIVIDUAL CAREER HIGHS

TACKLES

Name	UT	AT	Total Tackles	TFLs (Includes sacks)
0-Trey Williams	6, UNLV, 2023	4, Utah State, 2023	9, UNLV, 2023	1.0, San Diego St., 2022
3-Jamari Bellamy	6, JMU, 2023	5, Colorado State, 2023	10, Utah State, 2022	0.5, Utah State, 2022
6-Matthew Malloy	3, Utah State, 2020	3, Utah State, 2020	6, Utah State, 2020	1.0, Utah State, 2020
7-Trey Taylor	9, San Diego State, 2021	7, Colorado State, 2021	11, San Diego, 2021	2.0, Utah State, 2023
8-Bo Richter	6, Navy, 2023	7, Navy, 2022	10, Army, 2023	4.5, JMU, 2023
9-Levi Brown	1, JMU, 2023	2, San Diego St., 2023	3, San Diego St., 2023	
10-Jalen Mergerson	9, Colorado State, 2023	4, Colorado State, 2023	13, Colorado State, 2023	
11-Camby Goff	6, Wyoming, 2022	5, Colorado State, 2021	10, Colorado State, 2021	1.0, Louisville, 2021
12-Patrick Dahlen	2, San Jose State, 2023	1, Robert Morris, 2023	3, Robert Morris, 2023	
13-PJ Ramsey	3, Boise State, 2023	2, Boise State, 2023	5, Boise State, 2023	2.5, Utah State, 2023
14-K.C. Beard	1, San Jose State, 2023	2, San Jose State, 2023	3, San Jose State, 2023	
15-Jake Martin	1, JMU, 2023	1, JMU, 2023	2, JMU, 2023	
16-Jayden Goodwin	5, Boise State, 2022	9, Army, 2023	12, Army, 2023	1.5, San Diego St., 2022
18-Elijah Sanders	1, Northern Iowa, 2022	1, Army, 2023	2, Northern Iowa, 2022	
19-CJ Boyd	4, Northern Iowa, 2022	3, Utah State, 2023	4, Northern Iowa, 2022	1.0, Utah State, 2023
20-Jake Smith	1, JMU, 2023	1, San Diego State, 2023	1, JMU, 2023	
22-Jerome Gaillard, Jr.	4, San Jose State, 2023	1, San Jose State, 2023	5, San Jose State, 2023	1.0, Sam Houston, 2023
24-Robert Mbroh	0	1, Northern Iowa, 2022	1, Northern Iowa, 2022	
28-Terrance Cullivan	0	1, Robert Morris, 2023	1, Robert Morris, 2023	
30-Tyme Collins	1, San Diego State, 2023		1, San Diego State, 2023	
32-Osaro Aihie	2, Army, 2023	2, UNLV, 2022	2, Army, 2023	
35-Jack Curtis	2, San Diego State, 2023	1, Robert Morris, 2023	2, San Diego State, 2023	1.0, San Diego St., 2023
40-Alec Mock	8, Utah State, 2023	11, Navy, 2022	13, Navy, 2022	2.0, Utah State, 2023
41-Jackson Adams	2, Robert Morris, 2023	0	2, Robert Morris, 2023	1.0, Robert Morris, 2023
44-J. Youngblood	7, Navy, 2023	8, Colorado State, 2023	13, Navy, 2023	2.0, Navy, 2023
46-Zach Juckel	2, Army, 2023	2, San Jose State, 2023	3, San Jose State, 2023	
48-Jayden Thiergood	3, Navy, 2022	3, Colorado Statem 2021	4, Boise State, 2022	2.0, Nevada, 2021
54-Are'an Burr	0	1, Robert Morris, 2023	1, Robert Morris, 2023	
55-Kupono Blake	1, Boise State, 2023	3, Army, 2023	3, Army, 2023	
62-James Tomasi	2, Army, 2023	2, Hawaii, 2023	3, Hawaii, 2023	1.0, Wyoming, 2023
87-Caden Blum	3, Army, 2023	2, Navy, 2023	3, Army, 2023	0.5, Navy, 2023
93-And. BoisD'Enghien	1, Robert Morris, 2023		1, Robert Morris, 2023	
96-Payton Zdroik	5, Sam Houston, 2023	3, Colorado State, 2023	6, Sam Houston, 2023	2.0, JMU, 2023

THE LAST TIME.....

A kickoff was returned for a touchdown

AF: Tim McVey vs. Georgia State, Sept. 10, 2016 (99 yards)
Opp:..... Jawhar Jordan, Louisville, Dec. 28, 2021 (100 yds)

A punt was returned for a touchdown

AF: Garrett Brown vs. Morgan State, Sept 5, 2015 (75 yds)
Opp:..... Donovan Peoples-Jones, Michigan, Sept. 16, 2017 (79 yds)

An interception was returned for touchdown

AF: Alec Mock vs. Navy, Oct. 21, 2023 (18 yards)
Opp:..... Calvin Munson, San Diego State, Nov. 21, 2014 (56 yds)

A fumble was returned for a touchdown

AF: Christopher Musselman vs. Utah St., Sept. 22, 2018 (21 yds)
Opp:..... Meki Pei, Hawaii, Nov. 11, 2023 (32 yds)

A punt was blocked

AF: Price Morgan vs. Wyoming, Nov. 30, 2019
Opp:..... Kaelin Himphill, San Diego State, Oct. 12, 2018

A blocked punt resulted in a touchdown

AF: Garrett Kauppila vs. FAU, Sept. 8, 2018
(Recovered by Lakota Wills and returned 5 yards for a TD)
Opp:..... Kaelin Himphill, San Diego State, Oct. 12, 2018
(Trenton Thompson recovered and ran back 19 yds for a TD)

A field goal was blocked

AF: Michael Purcell vs. New Mexico, Nov. 20, 2020
Opp:..... David Nixon, BYU, Nov. 15, 2008

A blocked field goal resulted in a touchdown

AF: Terry Maki and A.J. Scott vs. Notre Dame, Oct. 5, 1985
(Maki blocked Carney's 37-yard field goal and Scott return 77 yards for a TD)
Opp:..... Trevor Laws and Terrail Lambert, Notre Dame, Nov. 11, 2006
(Laws blocked kick and Lambert returned it 76 yards for TD)

An extra point was blocked

AF: Trey Taylor vs. Wyoming, Oct. 14, 2023
Opp:..... San Jose State, Sept. 27, 2019

A safety was scored

AF: Team (Navy snap over punter's head) vs. Navy, Sept. 11, 2021
Opp:..... Utah, Sept. 20, 2008 (Punter Ryan Harrison fumbled out of end zone)

There was a shutout

AF: Air Force vs. New Mexico, Nov. 20, 2020 (28-0)
Opp:..... Army, Nov. 4, 2017 (21-0)

There was a 100-yard rusher

AF: Emmanuel Michel vs. JMU, Dec. 23, 2023 (203 yds)
Opp:..... Ashton Jeanty, Boise State, Nov. 24, 2023 (107 yds)

There was a 100-yard receiver

AF: David Cormier vs. Navy, Oct. 1, 2022 (120 yds)
Opp:..... Ashton Jeanty, Boise State, Nov. 24, 2023 (118 yds)

There was a 300-yard passer

AF: Donald Hammond III, New Mexico, Nov. 23, 2019 (327 yds)
Opp:..... Jayden Maiava, UNLV, Nov. 18, 2023 (339 yds)

The team did not score a touchdown

AF: Air Force vs. Army, Nov. 4, 2023 (L 23-3)
Opp:..... San Diego State, Nov. 26, 2022 (L 13-3)

A player blocked two kicks in a game

AF: Alex Hansen vs. UNLV, Nov. 21, 2013 (2 PATs)
Opp:..... Ray Jackson, CSU, Sept. 16, 1995 (PAT/FG)

A team blocked more than one kick in a game

AF: Air Force vs. UNLV, Nov. 21, 2013 (2 PATs)
Opp:..... Navy, Oct. 4, 2008 (2 Punts - both returned for touchdowns)

A defensive extra point was scored

AF: Air Force vs. New Mexico, Nov. 23, 2019 (Milton Bugg III)
Opp:..... Utah, Nov. 12, 1994

Air Force Miscellanous

An Air Force player had two interceptions in a game
Jeremy Fejedelem vs. Wyoming, Nov. 30, 2019 (2 INTs)

There was a scoreless tie with Air Force
Air Force vs. Wyoming, Sept. 10, 1977

There was a scoreless tie at halftime
Air Force vs. Army, Nov. 6, 2021 (Army 21, Air Force 14)

Air Force was shutout in the first-half
Air Force vs. Wyoming, Sept. 16, 2022 (Trailed 10-0)
(FINAL: Wyoming 17, Air Force 14)

Two Air Force players had two interceptions in a game
Antony Wright (3), Chris Thomas (2) vs. Houston, Dec. 31, 2009

Air Force did not have a turnover
Air Force vs. James Madison, Dec. 23, 2023

Air Force did not have any penalties
Air Force vs. James Madison, Dec. 23, 2023

Air Force didn't have any penalties or turnovers
Air Force vs. James Madison, Dec. 23, 2023

Air Force did not punt in a game
Air Force vs. Robert Morris, Sept. 2, 2023

Air Force played an overtime game
Air Force vs. Nevada, Nov. 19, 2021 (AF 41, Nevada 39 3OT)

Air Force had two or more players rush for 100 or more yards
Air Force vs. San Jose State, Sept. 22, 2023
(Emmanuel Michel 33-148-3, John Lee Eldridge III 10-102-2)

Air Force had two players with 100 or more yards receiving
Air Force vs. New Mexico, Nov. 23, 2019
(Ben Waters 171, Geraud Sanders 156)

An Air Force player had 100 yards rushing and receiving
Timothy McVey at New Mexico, Nov. 28, 2015 (105 rush, 157 receiving)

An Air Force player had 200 yards passing and 100 yards rushing
Isaiah Sanders at UNLV, Oct. 19, 2018 (217 passing, 173 rushing)

Air Force didn't have a rushing touchdown
Air Force vs. Army, Nov. 4, 2023

Air Force had more passing yards than rushing yards
Air Force vs. Navy, Oct. 21, 2023 (Rushing 137, Passing 151)

AFA had two safeties in a game
Brandon Reeves and Jake Paulson vs. Southern Utah, Aug. 30, 2008

Air Force had more passing yards than the opponent
Air Force vs. Army, Nov. 4, 2023 (Air Force 104, Army 40)

Air Force was out-rushed by an opponent
Air Force vs. Army, Nov. 4, 2023 (Army 213, Air Force 155)

Air Force scored two defensive touchdowns in the same game
Reggie Rembert (47 fumble), Anthony Wright (47 int), SDSU, Sept. 26, 2009

Air Force had two non-offensive touchdowns in the same game
Roland Ladipo (22 INT), Garrett Brown (75 PR), Morgan State, Sept. 5, 2015

Air Force converted a two point conversion after a touchdown
Air Force vs. Utah State, Sept. 15, 2023 (Emmanuel Michel run)

INDIVIDUAL / TEAM GAME HIGHS

Individual

RUSHES	35	Emmanuel Michel vs James Madison (N) (12/23/2023)
YARDS RUSHING	203	Emmanuel Michel vs James Madison (N) (12/23/2023)
TD RUSHES	3	Emmanuel Michel at San Jose St. (09/22/2023)
	3	Emmanuel Michel vs Utah St. (09/15/2023)
LONG RUSH	68	Dylan Carson at Boise St. (11/24/2023)
PASS ATTEMPTS	22	Zac Larrier vs Army West Point (N) (11/04/2023)
PASS COMPLETIONS	9	Zac Larrier vs Army West Point (N) (11/04/2023)
YARDS PASSING	189	Zac Larrier vs San Diego St. (09/30/2023)
TD PASSES	2	Zac Larrier vs San Diego St. (09/30/2023)
LONG PASS	94	Zac Larrier at Navy (10/21/2023)
RECEPTIONS	4	Brandon Engel at Boise St. (11/24/2023)
YARDS RECEIVING	95	Jared Roznos vs Robert Morris (09/02/2023)
TD RECEPTIONS	1	Jared Roznos vs James Madison (N) (12/23/2023)
	1	Dane Kinamon at Colorado St. (10/28/2023)
	1	Dane Kinamon at Navy (10/21/2023)
	1	John Lee Eldridge III vs Wyoming (10/14/2023)
	1	Jared Roznos vs San Diego St. (09/30/2023)
	1	Cade Harris vs San Diego St. (09/30/2023)
	1	Jared Roznos vs Robert Morris (09/02/2023)
LONG RECEPTION	94	Dane Kinamon at Navy (10/21/2023)
PUNTS	8	Carson Bay vs UNLV (11/18/2023)
PUNTING AVG	47.3	Luke Freer vs James Madison (N) (12/23/2023)
LONG PUNT	53	Luke Freer vs James Madison (N) (12/23/2023)
PUNTS INSIDE	20	5 Carson Bay at Navy (10/21/2023)
LONG PUNT RETURN	9	Dane Kinamon vs Army West Point (N) (11/04/2023)
LONG KICKOFF RETURN	21	John Lee Eldridge III at Hawaii (11/11/2023)
TACKLES	13	Jalen Mergerson at Colorado St. (10/28/2023)
	13	Johnathan Youngblood at Navy (10/21/2023)
SACKS	3	Bo Richter vs James Madison (N) (12/23/2023)
TACKLES FOR LOSS	4.5	Bo Richter vs James Madison (N) (12/23/2023)

Team

RUSHES	73	at San Jose St. (09/22/2023)
YARDS RUSHING	400	at San Jose St. (09/22/2023)
YARDS PER RUSH	6.7	Wyoming (10/14/2023)
TD RUSHES	6	at San Jose St. (09/22/2023)
PASS ATTEMPTS	24	vs Army West Point (N) (11/04/2023)
PASS COMPLETIONS	10	vs Army West Point (N) (11/04/2023)
YARDS PASSING	189	San Diego St. (09/30/2023)
YARDS PER PASS	31.7	Robert Morris (09/02/2023)
TD PASSES	2	San Diego St. (09/30/2023)
TOTAL PLAYS	75	at San Jose St. (09/22/2023)
TOTAL OFFENSE	476	San Diego St. (09/30/2023)
YARDS PER PLAY	8.1	San Diego St. (09/30/2023)
POINTS	49	San Diego St. (09/30/2023)
SACKS BY	5	Utah St. (09/15/2023)
FIRST DOWNS	25	at San Jose St. (09/22/2023)
PENALTIES	6	vs Army West Point (N) (11/04/2023)
	6	Utah St. (09/15/2023)
PENALTY YARDS	60	Utah St. (09/15/2023)
TURNOVERS	6	vs Army West Point (N) (11/04/2023)
PUNTS	8	UNLV (11/18/2023)
PUNTING AVG	47.3	vs James Madison (N) (12/23/2023)
LONG PUNT	53	vs James Madison (N) (12/23/2023)
PUNTS INSIDE	20	5 at Navy (10/21/2023)
LONG PUNT RETURN	9	vs Army West Point (N) (11/04/2023)

PLAYER PARTICIPATION

## Player	GP-GS	RM	SHSU	USU	SJSU	SDSU	UW	Navy	CSU	ARM	Haw	UNLV	BSU	JMU
0 Trey Williams	13/5	XXX	XXX	XXX	XXX	XXX	XXX	XXX	XXX	START	START	START	START	START
2 Brandon Engel	11/5	...	XXX	XXX	...	XXX	START	START	XXX	XXX	START	START	START	XXX
3 Jamari Bellamy	13/13	START	START	START	START	START	START	START	START	START	START	START	START	START
4 Emmanuel Michel	11/7	XXX	XXX	XXX	START	START	START	START	START	START	XXX	START
5 Corey Collins	11/0	...	XXX	XXX	XXX	XXX	XXX	XXX	...	XXX	XXX	XXX	XXX	XXX
5 Jensen Jones	10/1	XXX	...	XXX	XXX	XXX	XXX	XXX	...	XXX	XXX	START	...	XXX
6 Matthew Malloy	1/0	XXX
6 Cameron Breier	2/0	XXX	XXX
7 Trey Taylor	13/13	START	START	START	START	START	START	START	START	START	START	START	START	START
8 Bo Richter	13/12	START	START	START	START	START	START	START	START	START	START	START	XXX	START
8 Kade Frew	3/0	XXX	XXX	XXX
9 Zac Larrier	11/11	START	START	START	START	START	START	START	START	START	START	START
9 Levi Brown	13/0	XXX	XXX	XXX	XXX	XXX	XXX	XXX	XXX	XXX	XXX	XXX	XXX	XXX
10 Jalen Mergerson	13/5	XXX	XXX	START	XXX	XXX	XXX	XXX	START	XXX	START	START	START	XXX
10 Jalen Johnson	12/0	XXX	XXX	XXX	...	XXX	XXX	XXX	XXX	XXX	XXX	XXX	XXX	XXX
11 Camby Goff	1/1	START
11 Wyatt Wilson	11/1	XXX	XXX	XXX	XXX	XXX	XXX	XXX	XXX	XXX	XXX	START
12 Patrick Dahlen	13/0	XXX	XXX	XXX	XXX	XXX	XXX	XXX	XXX	XXX	XXX	XXX	XXX	XXX
12 John Busha	4/0	XXX	XXX	XXX	XXX	...
13 PJ Ramsey	13/13	START	START	START	START	START	START	START	START	START	START	START	START	START
13 Jared Roznos	10/7	START	START	XXX	START	START	XXX	START	START	START	XXX
14 K.C. Beard	13/0	XXX	XXX	XXX	XXX	XXX	XXX	XXX	XXX	XXX	XXX	XXX	XXX	XXX
15 Ben Brittain	4/1	XXX	XXX	XXX	...	START	...
15 Jake Martin	9/0	XXX	XXX	XXX	XXX	XXX	XXX	XXX	XXX	XXX
16 Jayden Goodwin	13/12	START	START	XXX	START	START	START	START	START	START	START	START	START	START
16 Dylan Evans	1/0	XXX
17 Zion Kelly	13/0	XXX	XXX	XXX	XXX	XXX	XXX	XXX	XXX	XXX	XXX	XXX	XXX	XXX
17 Cannon Turner	2/0	XXX	XXX
18 Elijah Sanders	7/0	XXX	XXX	...	XXX	XXX	XXX	XXX	...	XXX
18 Kendin Alexander	3/0	XXX	XXX	XXX	...
19 CJ Boyd	6/5	XXX	START	START	START	START	START
20 Jake Smith	13/1	XXX	XXX	XXX	XXX	XXX	XXX	XXX	XXX	XXX	XXX	XXX	XXX	START
20 Dylan Carson	9/1	XXX	XXX	XXX	XXX	XXX	XXX	XXX	START	XXX
21 Cade Harris	13/8	START	START	START	XXX	START	START	XXX	XXX	XXX	START	START	START	XXX
21 Aidan Plate	2/0	XXX	XXX
22 Jerome Gaillard, Jr.	8/8	START	START	START	START	START	START	START	START
23 Dane Kinamon	8/5	...	XXX	START	START	...	XXX	XXX	START	START	START
24 John Lee Eldridge III	13/12	START	START	XXX	START	START	START	START	START	START	START	START	START	START
24 Robert Mbroh	1/0	XXX
25 Taylor Latham	1/0	XXX
26 Owen Burk	12/5	START	START	START	...	XXX	XXX	XXX	XXX	XXX	START	START	XXX	XXX
27 Julian Williams	3/0	XXX	XXX	XXX
27 Kaden Cloud	1/0	XXX
28 Aiden Calvert	13/0	XXX	XXX	XXX	XXX	XXX	XXX	XXX	XXX	XXX	XXX	XXX	XXX	XXX
28 Terrance Cullivan	2/0	XXX	XXX
29 Evan Rau	2/0	XXX	XXX
30 Kale Gibbs	1/0	XXX
30 Tyme Collins	10/0	XXX	XXX	XXX	...	XXX	XXX	XXX	XXX	XXX	XXX	XXX
31 Lincoln Tuioti-Mariner	6/0	XXX	XXX	XXX	XXX	XXX	XXX
32 Osaro Aihie	8/0	XXX	...	XXX	XXX	XXX	...	XXX	XXX	XXX	XXX
32 Jordan Scarbrough	1/0	XXX
33 Jet Harris	13/0	XXX	XXX	XXX	XXX	XXX	XXX	XXX	XXX	XXX	XXX	XXX	XXX	XXX
34 Darius Stone	1/0	XXX
35 Jack Curtis	3/0	XXX	XXX	XXX	...
40 Alec Mock	13/13	START	START	START	START	START	START	START	START	START	START	START	START	START
41 J. Frank Melgarejo III	2/0	XXX	XXX
41 Jackson Adams	1/0	XXX
43 Matthew Dapore	12/0	XXX	XXX	XXX	...	XXX	XXX	XXX	XXX	XXX	XXX	XXX	XXX	XXX
44 Johnathan Youngblood	13/13	START	START	START	START	START	START	START	START	START	START	START	START	START
46 Zach Juckel	13/0	XXX	XXX	XXX	XXX	XXX	XXX	XXX	XXX	XXX	XXX	XXX	XXX	XXX
47 Luke Meyer	4/0	XXX	XXX	...	XXX	XXX
48 Jayden Thiergood	9/8	XXX	START	START	START	START	START	...	START	START	START

PLAYER PARTICIPATION

## Player	GP-GS	RM	SHSU	USU	SJSU	SDSU	UW	Navy	CSU	ARM	Haw	UNLV	BSU	JMU
48 Anthony DeBerardino	2/0	XXX	XXX
49 Kurt Chesney	13/0	XXX	XXX	XXX	XXX	XXX	XXX	XXX	XXX	XXX	XXX	XXX	XXX	XXX
50 Grant Uyl	3/0	XXX	XXX	XXX	...
51 Kaleb Holcomb	13/10	XXX	XXX	XXX	START	START	START	START	START	START	START	START	START	START
53 Steven Iles	10/0	XXX	XXX	XXX	XXX	XXX	XXX	...	XXX	XXX	XXX	XXX
54 Jackson Kohal	7/0	XXX	...	XXX	XXX	XXX	XXX	XXX	XXX
54 Are'an Burr	1/0	XXX
55 Kupono Blake	13/6	XXX	START	START	START	START	XXX	XXX	XXX	XXX	START	XXX	START	XXX
56 Mark Hiestand	12/2	XXX	...	XXX	XXX	XXX	XXX	XXX	XXX	XXX	XXX	XXX	START	START
56 Cole Palmer	1/0	XXX
57 Gabriel Averitt	1/0	XXX
59 Adam Karas	12/12	...	START	START	START	START	START	START	START	START	START	START	START	START
60 John Gordon, Jr.	1/0	XXX
61 Costen Cooley	1/0	XXX
62 James Tomasi	13/4	START	START	XXX	START	XXX	XXX	XXX	XXX	XXX	START	XXX	XXX	XXX
62 Matthew Heitmann	1/0	XXX
64 Luke Hallstrom	1/0	XXX
65 Samuel Floysand	1/0	XXX
66 Jace Sutulovich	1/0	XXX
68 Thor Paglialong	13/13	START	START	START	START	START	START	START	START	START	START	START	START	START
69 Wesley Ndago	13/13	START	START	START	START	START	START	START	START	START	START	START	START	START
71 Michael McAnninch	9/0	XXX	XXX	XXX	XXX	XXX	XXX	XXX	XXX	XXX
72 Christien Hawks	1/0	XXX
73 Luke Vonderhaar	3/0	XXX	XXX	XXX
74 Mason Carlan	13/3	START	START	START	XXX	XXX	XXX	XXX	XXX	XXX	XXX	XXX	XXX	XXX
75 Ethan Jackman	13/11	START	START	START	START	START	START	START	START	START	START	START	XXX	XXX
76 Alex Moore	12/0	XXX	XXX	XXX	XXX	XXX	XXX	XXX	...	XXX	XXX	XXX	XXX	XXX
80 Tre Roberson	1/0	XXX
81 James Bryant	12/3	START	START	START	XXX	XXX	XXX	XXX	...	XXX	XXX	XXX	XXX	XXX
82 Connor McIntee	4/0	XXX	...	XXX	XXX	XXX
83 Carter Chances-Hill	1/0	XXX
84 Caleb Rillos	13/11	XXX	XXX	START	START	START	START	START	START	START	START	START	START	START
85 Parker Menefee	2/0	XXX	XXX
87 Caden Blum	9/3	XXX	...	XXX	XXX	XXX	...	START	...	START	XXX	XXX	START	...
87 Quin Smith	3/0	XXX	XXX	...	XXX	...
88 Bruin Fleischmann	2/0	XXX	XXX
89 Parker St. John	1/0	XXX
91 Ripp Perez	1/0	XXX
93 Andrew BoisD'Enghien	1/0	XXX
93 Bryce Olson	1/0	XXX
94 Kaleb Tompkins	3/0	XXX	XXX	XXX
95 Carson Bay	13/0	XXX	XXX	XXX	XXX	XXX	XXX	XXX	XXX	XXX	XXX	XXX	XXX	XXX
95 Daniel Grobe	5/0	XXX	...	XXX	XXX	XXX	XXX
96 Payton Zdroik	10/7	...	XXX	START	START	START	START	START	XXX	START	XXX	START
96 Reagan Tubbs	13/0	XXX	XXX	XXX	XXX	XXX	XXX	XXX	XXX	XXX	XXX	XXX	XXX	XXX
97 Luke Freer	8/0	XXX	XXX	XXX	XXX	XXX	XXX	...	XXX	XXX
97 Brent Winfree	1/0	XXX
98 Colton Corrao	2/0	XXX	XXX
99 Aiden Swartz	10/0	XXX	XXX	XXX	XXX	XXX	XXX	XXX	XXX	...	XXX	XXX

2023 GAME RECAPS

1 Air Force 42, RMU 7 Sept. 2, Falcon Stadium

Team	1	2	3	4	OT	Final
RMU	0	0	0	7	--	7
Air Force	14	14	7	7	--	42

Scoring

AF-Harris 3 run (Dapore), 1/11:22
 AF-Larrier 26 run (Dapore), 1/3:27
 AF-Roznos 84 pass-Larrier (Dapore), 2/12:31
 AF-Burk 27 run (Dapore), 2/1:58
 AF-Larrier 4 run (Dapore), 3/13:53
 AF-J. Jones 7 run (Tubbs), 4/13:33
 RM-Jackson 1 pass-Chiccitt (Jenkins), 4/10:35

Team Statistics	RMU	AF
First Downs	9	24
(R-P-Pen)	(5-4-0)	(19-2-3)
NET Rushing Att-Yds	26-43	56-374
NET PASSING YARDS	113	95
Passing (C-A-I)	18-24-0	2-3-0
TOTAL OFFENSE	50-156	59-469
Avg. Per Play	3.1	7.9
Fumbles	4-2	3-1
Penalties	9-61	2-10
Punts (#-Avg)	6-44.3	0-0
Punt Returns	0-0	2-(-1)
Kickoff Returns	3-91	1-16
Interceptions	0-0	0-0
Fumble Returns	0-0	0-0
Possession Time	27:49	32:11
Third Downs	3-11	6-10
Fourth Downs	0-1	1-3
Sacks By:	0-0	2-14

Attendance: 30,142

Individual Statistics

Rushing (Att-Yds-TD): AF - Larrier 14-99-2, Eldridge III 4-72-0, Carson 5-50-0, Burk 6-37-1, Jones 5-35-1, Calvert 2-21-0, Michel 4-15-0, Busha 3-12-0, Cloud 2-11-0, Brittain 1-7-0, Stone 1-6-0, Turner 3-5-0, J. Harris 1-4-0, C. Harris 1-3-1, Frew 1-3-0, TEAM 3-(-6)-0. **RMU** - O'Sullivan 9-39-0, Bonsu 4-14-0, Lucas 1-10-0, Turcios 0-5-0, Ridgley 1-2-0, Smith 1-(-2)-0, Jones 2-(-2)-0, Dickerson 1-(-3)-0, Chiccitt 3-(-3)-0, Szalkowski 3-(-8)-0.
Passing (Comp-Att-I-Yds-TD): AF - Larrier 2-3-0-95-1. **RMU** - Chiccitt 14-18-0-99-1, Szalkowski 4-6-0-14-0.
Receiving (Att-Yds-TD): AF - Roznos 2-95-1. **RMU** - Robinson 3-36-0, Jackson 3-23-0, Becker 2-14-0, Jones 2-8-0, Fetterman 2-3-0, Cooper 1-12-0, Ridgley 1-7-0, Westry 1-6-1, Bonsu 1-5-9, O'Sullivan 1-3-0, Dickerson 1-(-4)-0.
Tackle Leaders (UT-AT-TT): AF - Youngblood 3-4-7, Taylor 3-3-6, Gaillard 4-1-5, Ramsey 3-2-5, Rickter 3-0-3, Goff 2-1-3, Dahlen 2-1-3, Dahlen 2-1-3, Mock 2-1-3, Mergerson 1-2-3, Adams 2-0-2, Tomasi 2-0-2, Goodwin 0-2-2, Brown 1-0-1, Bellamy 1-0-1, Smith 1-0-1, BoisD'Enghien 1-0-1, Blake 0-1-1, Sanders 0-1-1, Cullivan 0-1-1, Burr 0-1-1, Curtis 0-1-1. **RMU (Leaders)** - Shegog 7-5-12, Louis 4-2-6, Fairman 4-1-5, Pierce 3-2-5, Borwn 2-3-5, King 1-4-5, Kiakite 2-2-4, Barber 2-2-4.

2 Air Force 13, Sam Houston 3 Sept. 9, Houston, TX

Team	1	2	3	4	OT	Final
S. Houston	0	0	3	0	--	3
Air Force	0	3	0	10	--	13

Scoring

AF-Dapore 42 FG, 2/8:36
 SH-Sessums 45 FG, 3/6:03
 AF-Depore 42 FG, 4/13:41
 AF-Burk 5 run (Dapore), 4/5:14

Team Statistics	SH	AF
First Downs	6	18
(R-P-Pen)	(6-0-0)	(16-1-1)
NET Rushing Att-Yds	30-36	59-244
NET PASSING YARDS	44	14
Passing (C-A-I)	8-14-0	1-3-0
TOTAL OFFENSE	44-80	62-258
Avg. Per Play	1.8	4.2
Fumbles	0-0	3-1
Penalties	2-25	2-20
Punts (#-Avg)	8-43.1	4-43.8
Punt Returns	0-0	0-0
Kickoff Returns	3-33	1-19
Interceptions	0-0	0-0
Fumble Returns	0-0	0-0
Possession Time	23:22	36:38
Third Downs	3-13	5-13
Fourth Downs	1-1	0-1
Sacks By:	2-11	4-38

Attendance: 25,121

Individual Statistics

Rushing (Att-Yds-TD): AF - Burk 18-75-1, Larrier 19-65-0, Michel 8-53-0, Eldridge III 6-22-0, Calvert 2-15-0, Carson 3-15-0, J. Harris 1-3-0, TEAM 2-(-4)-0. **SH** - Hrbacek 10-29-0, Pannell 3-8-0, Gentry 2-6-0, Crawford III 2-3-0, Showmaker 13-(-10)-0.
Passing (Comp-Att-I-Yds-TD): AF - Larrier 1-3-0-14-0. **SH** - Showmaker 8-14-0-44-0.
Receiving (Att-Yds-TD): AF - Eldridge III 1-14-0. **SH** - Adeyi 3-20-0, Smith 3-12-0, Hrbacek 2-12-0.
Tackle Leaders (UT-AT-TT): AF - Mock 6-5-11, Zdroik 6-2-8, Taylor 4-1-5, Richter 4-0-4, Gaillard 3-1-4, Youngblood 3-1-4, Goodwin 2-2-4, Bellamy 2-0-2, Ramsey 1-1-2, T. Collins 1-0-1, Boyd 1-0-1, Juckel 1-0-1, Smith 1-0-1. **SH** - Williams 11-3-14, Nixon 6-2-8, Gaither 6-1-7, Scott 4-2-6, Crosby 2-2-4, Murray 3-0-3, Jackson 3-0-3, Weaver 2-0-2, Downes 2-0-2, Hobbs 2-0-2, Smith 2-0-2, Mason 0-2-2, Armstead 1-0-1, Escobar 1-0-1, Leon 1-0-1, Aribisala 1-0-1, Fields 1-0-1, Edmonson 0-1-1, Hayes 0-1-1.

3 Air Force 39, Utah State 21 Sept. 15, Falcon Stadium

Team	1	2	3	4	OT	Final
Utah State	0	7	7	7	--	21
Air Force	22	10	7	0	--	39

Scoring

AF-Michel 1 run (Michel run), 1/7:04
 AF-Larrier 4 run (Dapore), 1/5:17
 AF-Michel 2 run (Dapore), 1/1:11
 AF-Eldridge III 13 run (Dapore), 2/11:15
 US-Vaughn 2 pass-Hillstead (Nimrod), 2/1:58
 AF-Dapore 49 FG, 2/0:00
 AF-Michel 1 run (Dapore), 3/8:45
 US-Royals 9 pass-Hillstead (Nimrod), 3/5:10
 US-Davis 6 pass-Hillstead (Nimrod), 4/8:43

Team Statistics	USU	AF
First Downs	20	24
(R-P-Pen)	(5-11-4)	(21-3-0)
NET Rushing Att-Yds	26-54	64-344
NET PASSING YARDS	248	84
Passing (C-A-I)	20-35-1	3-4-0
TOTAL OFFENSE	61-302	68-428
Avg. Per Play	5.0	6.3
Fumbles	1-1	0-0
Penalties	4-17	6-60
Punts (#-Avg)	3-41.7	3-40.3
Punt Returns	1-11	0-0
Kickoff Returns	2-39	0-0
Interceptions	0-0	1-8
Fumble Returns	0-0	0-0
Possession Time	21:20	38:40
Third Downs	3-11	9-13
Fourth Downs	2-3	1-1
Sacks By:	1-7	5-29

Attendance: 18,400

Individual Statistics

Rushing (Att-Yds-TD): AF - Burk 15-110-0, Michel 28-106-3, Eldridge III 7-58-1, Larrier 10-56-1, Calvert 1-6-0, Kinamon 1-4-0, Johnson 1-3-0, Carson 1-1-0. **USU** - Faison 7-40-0, Booth 7-19-0, Hillstead 7-20-0, Williams 2-(-1)-0, Legas 3-(-10)-0.
Passing (Comp-Att-I-Yds-TD): AF - Larrier 3-4-0-49-1. **USU** - Hillstead 18-27-0-2-2-3, Legas 2-7-1-46-0, Williams 0-1-0-0-0.
Receiving (Att-Yds-TD): AF - Roznos 1-49-0, Engel 1-28-0, Kinamopn 1-3-0. **USU** - Vaughn 6-61-1, Davis 4-84-1, Royals 4-52-1, Lane 4-36-0, Booth 1-9-0, Bowman 1-6-0.
Tackle Leaders (UT-AT-TT): AF - Mock 8-3-11, Taylor 4-2-6, Boyd 3-3-6, Goodwin 2-3-5, Williams 1-4-5, Bellamy 3-0-3, Youngblood 3-0-3, Richter 2-1-3, Ramsey 2-1-3, Gaillard 2-0-2, Juckel 1-0-1, Kelly 1-0-1, Chesney 1-0-1, Blake 0-1-1, Tomasi 0-1-1, Grobe 0-1-1. **USU** - Larsen 5-6-11, Joyce 4-7-11, Tafisi 4-5-9, Francois 4-4-8, Harris 4-1-5, Switzer 3-1-4, Moto'apuaka 2-2-4, Drew 1-3-4, Anyanwu 1-3-4, Dye 1-3-4, Strong 2-1-3, Fitzgerald 1-2-3, Tuiaki 2-0-2, Ward 1-1-2, Mells 0-2-2, Migao 1-0-1, Royald 1-0-1, Maile 1-0-1, Mosley 1-0-1, Dickerson 1-0-1, Vakauta 0-1-1, Pili 0-1-1, Barthiel 0-1-1.

2023 GAME RECAPS

4 Air Force 45 San Jose State 20 Sept. 22, San Jose, CA

Team	1	2	3	4	OT	Final
San Jose St.	6	14	0	0	--	20
Air Force	3	14	7	21	--	45

Scoring

SJ-Cordeiro 10 run (Halvorsen NG), 1/10:43
 AF-Tubbs 30 FG, 1/3:02
 AF-Michel 17 run (Tubbs), 2/10:53
 SJ-Robinson 29 run (Halvorsen), 2/7:57
 SJ-Robinson 1 run (Halvorsen), 3:24
 AF-Michel 4 run (Tubbs), 2/:25
 AF-Eldridge III 5 run (Tubbs), 3/6:18
 AF-Michel 1 run (Tubbs), 4/12:50
 AF-Eldridge 34 run (Tubbs), 4/7:51
 AF-J. Harris 2 run (Tubbs), 4/2:20

Team Statistics	SJSU	AF
First Downs	18	25
(R-P-Pen)	(6-11-1)	(23-2-0)
NET Rushing Att-Yds	17-115	73-400
NET PASSING YARDS	239	28
Passing (C-A-I)	24-35-1	2-2-0
TOTAL OFFENSE	52-354	75-428
Avg. Per Play	6.8	5.7
Fumbles	1-0	0-0
Penalties	6-48	4-43
Punts (#-Avg)	2-34.0	1-35.0
Punt Returns	1-1	0-0
Kickoff Returns	5-81	0-0
Interceptions	0-0	1-51
Fumble Returns	0-0	0-0
Possession Time	39:05	20:55
Third Downs	3-8	10-15
Fourth Downs	0-2	3-3
Sacks By:	0-0	0-0
Attendance:	16,124	

Individual Statistics

Rushing (Att-Yds-TD): AF- Michel 33-148-3, Eldridge III 10-102-2, Carson 11-63-0, Calvert 5-45-0, Larrier 11-39-0, J. Harris 2-5-1, TEAM 1-(-2)-0. **SJSU** - Robinson 7-82-2, Cordeiro 6-20-1, Bates 1-7-0, Conley 1-7-0, Nash 1-0-0.
Passing (Comp-Att-I-Yds-TD): AF- Larrier 2-2-0-28-0. **SJSU** - Cordeiro 24-35-1-239-0.
Receiving (Att-Yds-TD): AF- Roznos 1-22-0, Kinamon 1-6-0. **SJSU** - Mazotti 5-60-0, Conley 5-44-0, Nash 5-28-0, Ross 2-47-0, Loving-Black 2-33-0, Miller 2-14-0, Bates 2-6-0, Robinson 1-7-0.
Tackle Leaders (UT-AT-TT): AF- Taylor 4-4-8, Mock 4-2-6, Youngblood 2-4-6, Gaillard 4-1-5, Goodwin 1-3-4, Bellamy 1-2-3, Juckel 1-2-3, Beard 1-2-3, Dahlen 2-0-2, Williams 1-1-2, Kelly 1-1-2, Mergerson 0-2-2, Swartz 1-0-1, Boyd 1-0-1, Williams 1-0-1, Collins 1-0-1, Tomasi 0-1-1, Aihie 0-1-1. **SJSU** - Latu 7-6-11, Jenkins 6-7-13, Smith 2-11-13, Lavulo 4-7-11, Parham 2-9-11, Kakviva 2-7-9, Pollard 3-2-5, Toia 2-3-5, Likio 2-3-5, Tago 1-4-5, Williams 3-0-3, Cobbs 2-0-2m Cole 1-1-2, Dansby 0-2-2.

5 Air Force 49, San Diego St. 10 Sept. 30, Falcon Stadium

Team	1	2	3	4	OT	Final
SDSU	0	10	0	0	--	10
Air Force	0	21	21	7	--	49

Scoring

SD-Nicholson 21 pass-Mayden (Browning), 2/13:34
 AF-C. Harris 7 run (Dapore), 2/10:31
 AF-Michel 2 run (Dapore), 2/10:31
 AF-Michel 3 run (Dapore), 2/:43
 SD-Browning 61 FG, 2/:00
 AF-C. Harris 54 pass-Larrier (Dapore), 3/12:04
 AF-Roznos 54 pass-Larrier (Dapore), 3/7:17
 AF-Taylor 30 INT (Dapore), 3/7:09
 AF-J. Jones 4 run (Dapore), 4/9:45

Team Statistics	SDSU	AF
First Downs	14	24
(R-P-Pen)	(8-6-0)	(17-6-1)
NET Rushing Att-Yds	30-105	52-287
NET PASSING YARDS	122	189
Passing (C-A-I)	13-25-1	6-7-0
TOTAL OFFENSE	55-227	59-476
Avg. Per Play	4.1	8.1
Fumbles	0-0	0-0
Penalties	5-34	1-5
Punts (#-Avg)	5-46.4	1-45.0
Punt Returns	0-0	0-0
Kickoff Returns	2-26	0-0
Interceptions	0-0	1-30-1
Fumble Returns	0-0	0-0
Possession Time	27:55	32:05
Third Downs	4-13	4-8
Fourth Downs	3-4	2-2
Sacks By:	0-0	1-7
Attendance:	24,869	

Individual Statistics

Rushing (Att-Yds-TD): AF- Larrier 8-103-0, Michel 18-78-2, C. Harris 4-28-1, Dylan Carson 5-27-0, Eldridge III 4-24-0, Burk 5-20-0, J. Jones 3-10-1, Calvert 1-2-0, Alexander 1-0-0. **SDSU** - Christon 14-58-0, Armstead 7-18-0, Mayden 4-17-0, Davis 2-8-0, Blake 3-4-0.
Passing (Comp-Att-I-Yds-TD): AF- Larrier 6-7-0-189-2. **SDSU** - Mayden 13-24-1-122-1, TEAM 0-1-0-0-0.
Receiving (Att-Yds-TD): AF- C. Harris 2-82-1, Roznos 2-79-1, Engel 1-18-0, Rillos 1-10-0. **SDSU** - Redman 2-27-0, Christon 2-18-0, Blake 2-11-0, Penny 2-9-0, Nicholson 2-21-0, Brooks 1-16-0, Harpole 1-8-0, Davis 1-6-0, Armstead 1-6-0.
Tackle Leaders (UT-AT-TT): AF- Mock 5-1-6, Youngblood 4-2-6, Goodwin 1-5-6, Richter 2-1-4, Gaillard 3-0-3, Grobe 3-0-3, Taylor 1-2-3, Brown 1-2-3, Curtis 2-0-2, Blake 1-1-2, Martin 1-1-2, Thierngood 1-0-1, Tomasi 1-0-1, Swartz 1-0-1, Mergerson 1-0-1, Dahlen 1-0-1, Collins 1-0-1, Bellamy 0-1-1, Boyd 0-1-1, Smith 0-1-1, Meyer 0-1-1, Juckel 0-1-1. **SDSU** - Fiasue 2-7-9, Malone 4-2-6, Butler 3-3-6, Moon 3-3-6, Ratcliffe 3-2-5, Barfield 2-3-5, Tumnblin 3-1-4, Celestine 2-2-4, Anderson 1-3-4, Fountain 1-3-4, Kaho 1-2-3, Okpoko 1-1-2, Draeger 1-1-2, Hunter 1-1-2, Johnson 0-2-2, McDonald 0-2-2, Henderson 1-0-1, Tuihalamaka 0-1-1.

6 Air Force 34, Wyoming 27 Oct. 14, Falcon Stadium

Team	1	2	3	4	OT	Final
Wyoming	14	7	0	6	--	27
Air Force	7	10	7	10	--	34

Scoring

WY-Peasley 1 run (Hoyland), 1/10:23
 WY-Wieland 6 pass-Peasley (Hoyland), 1/3:59
 AF-Burk 15 run (Dapore), 1/:26
 AF-Eldridge III 17 pass-Larrier (Dapore), 2/7:09
 WY-Asante 14 pass-Peasley (Hoyland), 2/1:43
 AF-Dapore 24 FG, 2/:00
 AF-Larrier 1 run (Dapore), 3/4:47
 AF-Dapore 43 FG, 4/11:31
 WY-Welch 7 pass-Peasley (Hoyland blk), 4/6:14
 AF-Eldridge III 58 run (Dapore), 4/2:17

Team Statistics	WYO	AF
First Downs	18	22
(R-P-Pen)	(6-11-1)	(18-3-1)
NET Rushing Att-Yds	35-109	53-356
NET PASSING YARDS	212	58
Passing (C-A-I)	15-25-0	6-9-0
TOTAL OFFENSE	60-321	62-414
Avg. Per Play	5.4	6.7
Fumbles	0-0	2-2
Penalties	3-25	1-9
Punts (#-Avg)	2-48.5	1-43.0
Punt Returns	0-0	0-0
Kickoff Returns	1-18	0-0
Interceptions	0-0	0-0
Fumble Returns	0-0	0-0
Possession Time	30:13	29:47
Third Downs	9-15	7-10
Fourth Downs	1-2	1-1
Sacks By:	0-0	3-14
Attendance:	28,311	

Individual Statistics

Rushing (Att-Yds-TD): AF- Larrier 20-111-1, Michel 22-97-0, Eldridge III 3-65-1, Burk 4-62-1, Jones 3-23-0. **WYO** - Peasley 13-48-1, Scott 14-43-0, Ferrell 7-30-0, Asangte 1-(-12)-0.
Passing (Comp-Att-I-Yds-TD): AF- Larrier 6-9-0-58-1. **WYO** - Peasley 15-25-0-212-3.
Receiving (Att-Yds-TD): AF- Roznos 3-34-0, Rillos 2-7-0, Eldridge III 1-17-1. **WYO** - Scott 3-43-0, Welch 3-38-1, Wieland 3-16-1, Gyllenborg 2-40-0, Marquez 1-27-0, Miles 1-22-0, Asante 1-14-1, Pelissier 1-12-0.
Tackle Leaders (UT-AT-TT): AF- Taylor 7-3-10, Mock 6-4-10, Ramsey 4-1-5, Youngblood 3-2-5, Goodwin 3-1-4, Zdroik 3-1-4, Richter 3-0-3, Bellamy 1-1-2, Tomasi 1-1-2, Gaillard 0-2-2, Williams 1-0-1. **WYO** - Gibbs 7-5-12, White 2-7-9, Eekeler 4-4-8, Harsh 3-5-8, Suaunoa 5-1-6, Siders 4-1-5, DeMarzo 3-2-5, Godbout 1-4-5, Taylor 2-0-2, Bertagnole 1-1-2, Coors 1-0-1, Cooley 1-0-1, Singleton 1-0-1, Harris 1-0-1, Tucker 0-1-1, Meyer 0-1-1.

2023 GAME RECAPS

7

Air Force 17, Navy 6

Oct. 21, Annapolis, MD

Team	1	2	3	4	OT	Final
Navy	0	0	0	6	--	6
Air Force	0	7	3	7	--	17

Scoring

AF-Kinamon 94 pass-Larrier (Dapore), 2/14:48
 AF-Dapore 40 FG, 3/5:55
 AF-Mock 18 INT (Dapore), 4/3:51
 N-Heidenreich 10 pass-Lavatai (Pass NG), 4/5:50

Team Statistics	Navy	AF
First Downs	10	9
(R-P-Pen)	(3-6-1)	(4-3-2)
NET Rushing Att-Yds	35-22	48-137
NET PASSING YARDS	102	151
Passing (C-A-I)	15-29-2	4-5-0
TOTAL OFFENSE	64-124	53-288
Avg. Per Play	1.9	5.4
Fumbles	2-0	2-1
Penalties	4-50	5-30
Punts (#-Avg)	10-43.1	7-33.9
Punt Returns	2-3	1-1
Kickoff Returns	4-50	0-0
Interceptions	0-0	12-19-1
Fumble Returns	0-0	0-0
Possession Time	28:16	31:44
Third Downs	3-17	1-13
Fourth Downs	2-2	2-2
Sacks By:	1-0	4-20
Attendance:	38,803	

Individual Statistics

Rushing (Att-Yds-TD): AF- Michel 22-69-0, Larrier 15-24-0, Calvert 1-22-0, Burk 2-10-0, Eldridge III 4-8-0, Jones 2-7-0, TEAM 2-(-3)-0.
Navy - Tecza 12-24-0, Lavatai 3-8-0, Chatman 1-6-0, Fofana 1-2-0, Heidenreich 1-2-0, Hassan 1-(-2)-0, TEAM 2-(-4)-0.
Passing (Comp-Att-I-Yds-TD): AF- Larrier 4-5-0-151-1. **Navy** - Woodson 2-6-0-6-0, Lavatai 13-23-2-96-1.
Receiving (Att-Yds-TD): AF- Kinamon 1-94-1, Roznos 1-34-0, Rillos 1-22-0, Eldridge III 1-1-0. **Navy** - Tecza 4-27-0, Heidenreich 3-22-1, Bradley 3-20-0, Chatman 2-5-0, Fofana 1-13-0, Williams 1-9-0, Umbarger 1-6-0.
Tackle Leaders (UT-AT-TT): AF- Youngblood 7-6-13, Taylor 3-5-8, Richter 6-1-7, Mock 4-3-7, Zdroik, 2-4-6, Thiergood 2-4-6, Ramsey 4-0-4, Goodwin 1-2-3, Mergerson 1-1-2, Bellamy 1-1-2, Blum 0-2-2, Gaillard 0-2-2, Dahlen 1-0-1, Williams 1-0-1, Beard 0-1-1, Martin 0-1-1, Juckel 0-1-1, Smith 0-1-1, Tomasi 0-1-1. **Navy** - Ramos 4-7-11, Berniard 1-9-10, Crowmwell 3-5-8, Reed 1-7-8, Harbour 0-8-8, Lane 2-5-7, Gibbons 0-7-7, McDonald 4-2-6, Pirris 3-1-4, Duhart 2-1-3, Peele 1-1-2, Kent 1-0-1, Williams 0-1-1.

8

Air Force 30, Colorado St. 13

Oct. 28, Fort Collins, CO

Team	1	2	3	4	OT	Final
Colorado St.	0	13	0	0	--	13
Air Force	7	6	10	7	--	30

Scoring

AF-Kinamon 9 pass-Larrier (Dapore), 1/5:03
 CS-Ross-Simmons 61 pass-Fowler-Nicolosi (Noyes), 2/14:38
 CS-Noyes 40 FG, 2/7:15
 AF-Eldridge III 10 run (Dapore NG), 2/4:00
 CS-Noyes 49 FG, 2/4:5
 AF-Larrier 1 run (Dapore), 3/8:58
 AF-Dapore 29 FG, 3/2:03
 AF-Michel 5 run (Dapore), 4/8:51

Team Statistics	CSU	AF
First Downs	17	18
(R-P-Pen)	(4-13-0)	(13-2-3)
NET Rushing Att-Yds	19-42	57-261
NET PASSING YARDS	297	32
Passing (C-A-I)	4-7-0	28-45-0
TOTAL OFFENSE	64-339	64-293
Avg. Per Play	5.3	4.6
Fumbles	1-1	0-0
Penalties	5-54	2-15
Punts (#-Avg)	3-49.3	4-44.0
Punt Returns	1-3	0-0
Kickoff Returns	2-23	0-0
Interceptions	0-0	0-0
Fumble Returns	0-0	1-8
Possession Time	24:02	35:58
Third Downs	5-13	8-15
Fourth Downs	0-3	1-1
Sacks By:	1-1	2-19
Attendance:	22,570	

Individual Statistics

Rushing (Att-Yds-TD): AF- Michel 20-130-1, Eldridge III 11-57-1, Larrier 14-36-1, Burk 5-24-0, Calvert 1-12-0, Kinamon 3-8-0. **CSU** - Schield 14-53-0, Brown IV 1-2-0, Fowler-Nicolosi 4-(-13)-0.
Passing (Comp-Att-I-Yds-TD): AF- Larrier 4-7-0-32-1. **CSU** - Fowler-Nicolosi 28-45-0-297-1.
Receiving (Att-Yds-TD): AF- Engel 1-14-0, Kinamon 1-9-1, Rillos 1-6-0, Eldridge III 1-3-0. **CSU** - Ross-Simmons 8-128-1, Horton 5-52-0, Holker 5-43-0, Brown IV 5-37-0, Goffney 2-18-0, Schield 2-18-0, Manegatti 1-1-0.
Tackle Leaders (UT-AT-TT): AF- Mergerson 9-4-13, Taylor 3-7-10, Youngblood 1-8-9, Goodwin 2-6-8, Bellamy 2-5-7, Ramsey 3-2-5, Mock 1-4-5, Thiergood 1-2-3, Zdroik 0-3-3, Gaillard 1-1-2, Brown 1-0-1, Richter 1-0-1, Williams 1-0-1, Juckel 1-0-1. **CSU** - Gatkuoth 3-12-15, Wilson 1-11-12, Blackburn 2-7-9, Sanchez 3-3-6, Howell 0-6-6, Mitchell 2-3-5, Kamara 1-4-5, Kelly 0-5-5, Crandall 2-2-4, Pierce 0-4-4, Hardge III 1-2-3, Bariteau 0-3-3, Hanada 0-3-3, Jones 1-1-2, Gardner 1-1-2, Quinn 0-2-2, Jock 0-2-2, Schield 1-0-1, Anusiem 0-1-1, Thomas 0-1-1, Oxley 0-1-1.

9

Army 23, Air Force 3

Nov. 4, Denver, CO

Team	1	2	3	4	OT	Final
Army	17	6	0	0	--	23
Air Force	0	3	0	0	--	3

Scoring

A-Daily 62 run (Maretzki), 1/13:06
 A-Maretzki 45 FG, 1/9:42
 A-Daily 5 run (Maretzki), 1/1:53
 A-Maretzki 40 FG, 2/13:14
 AF-Dapore 30 FG, 2/2:31
 A-Maretzki 38 FG, 2/0:00

Team Statistics	Army	AF
First Downs	11	19
(R-P-Pen)	(8-1-2)	(6-8-5)
NET Rushing Att-Yds	51-213	40-155
NET PASSING YARDS	40	104
Passing (C-A-I)	4-9-0	10-24-2
TOTAL OFFENSE	60-253	64-259
Avg. Per Play	4.4	4.3
Fumbles	0-0	5-4
Penalties	11-119	6-55
Punts (#-Avg)	6-39.0	2-36.5
Punt Returns	1-4	4-21
Kickoff Returns	0-0	0-0
Interceptions	2-25	0-0
Fumble Returns	0-0	0-0
Possession Time	32:09	27:51
Third Downs	4-14	5-14
Fourth Downs	1-2	0-2
Sacks By:	2-15	0-0
Attendance:	52,401	

Individual Statistics

Rushing (Att-Yds-TD): AF- Larrier 20-45-0, Eldridge III 6-40-0, Michel 8-37-0, Jones 1-14-0, Burk 3-8-0, Harris 1-8-0, Calvert 1-3-0. **Army** - Daily 36-170-2, Udoh 9-37-0, Buchanan 3-9-0, Harris 1-1-0.
Passing (Comp-Att-I-Yds-TD): AF- Larrier 9-22-2-93-0. **Army** - Daily 4-9-0-40-0.
Receiving (Att-Yds-TD): AF- Wilson 3-47-0, Engel 2-22-0, Roznos 1-19-0, Rillos 1-11-0, Kinamon 1-10-0, Eldridge III 1-3-0, Larrier 1-(-8)-0. **Army** - Robinson 1-23-0, Olawole 1-11-0, Short 1-(-1)-0.
Tackle Leaders (UT-AT-TT): AF- Goodwin 3-9-12, Richter 4-6-10, Mock 4-5-9, Youngblood 2-5-7, Williams 3-2-5, Taylor 3-1-4, Jergerson 0-4-4, Blum 3-0-3, Zdroik 2-1-3, Blake 0-3-3, Tomasi 2-0-2, Juckel 2-0-2, Aihie 2-0-2, Thiergood 0-2-2, Engel 1-0-1, Dahlen 1-0-1, Sanders 0-1-1, Chesney 0-1-1, Smith 0-1-1, Ramsey 0-1-1. **Army** - Lowin 9-3-12, Hammonds 3-3-6, Nicholas-Paul 3-2-5, Hill 2-3-5, Fortner 1-4-5, DiDomenico 2-2-4, Ciarlo 2-2-4, Lewis 3-0-3, Powell 3-0-3, Latore 2-0-2, Jones 1-1-2, Cash 1-1-2, Richardson 1-1-2, O'Gara 0-2-2, Gerena 1-0-1, Marshall 1-0-1, Frey 1-0-1, Smith 0-1-1, CmCutheon 0-1-1, Moore 0-1-1, Zitiello 0-1-1.

2023 GAME RECAPS

10 Hawaii 27, Air Force 13 Nov. 11, Honolulu, HI

Team	1	2	3	4	OT	Final
Hawaii	7	6	7	7	--	27
Air Force	0	3	7	3	--	13

Scoring

H-Ashlock 5 pass-Schager (Shipley), 1/7:58
 AF-Dapore 25 FG, 2/3:11
 H-Schager 1 run (Shipley NG), 2/:02
 AF-Carson 35 run (Dapore), 3/12:46
 H-Ashlock 19 pass-Schager (Shipley), 3/7:20
 H-Pei 32 fumble return (Shipley), 4/11:09
 AF-Dapore 21 FG, 4/6:20

Team Statistics	Hawaii	AF
First Downs	18	17
(R-P-Pen)	(7-9-2)	(11-3-3)
NET Rushing Att-Yds	29-121	47-201
NET PASSING YARDS	176	114
Passing (C-A-I)	22-29-0	3-9-3
TOTAL OFFENSE	58-297	56-315
Avg. Per Play	5.6	5.1
Fumbles	0-0	2-1
Penalties	5-56	3-25
Punts (#-Avg)	4-24.9	1-31.0
Punt Returns	0-0	0-0
Kickoff Returns	0-0	2-39
Interceptions	3-20	0-0
Fumble Returns	1-32-1	0-0
Possession Time	30:34	29:26
Third Downs	8-13	7-14
Fourth Downs	1-1	0-0
Sacks By:	3-4	1-1
Attendance:	12,742	

Individual Statistics

Rushing (Att-Yds-TD): AF- Carson 13-87-1, Jones 14-56-0, Burk 7-20-0, Eldridge III 6-19-0, Calvert 2-8-0, Harris 2-6-0, Johnson 1-4-0, Larrier 2-1-0. **Hawaii** - Schager 8-57-1, Cordero 8-43-0, Morris 5-12-0, Vaipulu 2-8-0, Sims 4-1-0, Bryan-Lelei 1-1-0.

Passing (Comp-Att-I-Yds-TD): AF- Larrier 0-0-0-0, Jones 3-7-1-65-1, Brittain 0-2-2-0-0. **Hawaii** - Schager 22-29-0-176-2.

Receiving (Att-Yds-TD): AF- Harris 1-65-0, Engel 1-39-0, Smith 1-10-0. **Hawaii** - Ashlock 12-67-2, McBride 5-54-0, Perry 2-28-0, Nishigaya 2-23-0, Panoke 1-4-0.

Tackle Leaders (UT-AT-TT): AF- Mock 6-4-10, Williams 5-2-7, Youngblood 4-2-6, Goodwin 4-2-6, Taylor 3-1-4, Zdroik 1-3-4, Tomasi 1-2-3, Mergerson 1-2-3, Richter 2-0-2, Bellamy 2-0-2, Blum 2-0-2, Blake 1-1-2, Harris 1-0-1, Ramsey 0-1-1. **Hawaii** - Manuma 7-5-12, Smith 4-4-8, Edwards 4-3-7, Tufaga 3-4-7, Pei 2-4-6, Eivalalo 2-3-5, Robinson 2-1-3, Otis 2-0-2, Stone 2-0-2, Tuitupou 1-1-2, Kema 0-2-2, Williams 1-0-1, Peihopa 1-0-1, Sagapolutele 0-1-1, Choi 0-1-1, Sinclair 0-1-1.

11 UNLV 31, Air Force 27 Nov. 18, Falcon Stadium

Team	1	2	3	4	OT	Final
UNLV	7	7	14	3	--	31
Air Force	7	20	0	0	--	27

Scoring

LV-White 78 pass-Maiava (Pizano), 1/12:48
 AF-Eldridge III 55 run (Dapore), 1/:26
 AF-Jones 1 run (Dapore), 2/11:37
 AF-Dapore 27 FG, 2/7:03
 LV-Davis 12 run (Pizano), 2/1:41
 AF-Dapore 42 FG, 2/:00
 LV-Lester 1 run (Pizano), 3/14:04
 LV-Ballungay 6 pass-Maiava (Pizano), 3/2:55
 LV-Pizano 39 FG, 4/10:53

Team Statistics	UNLV	AF
First Downs	15	22
(R-P-Pen)	(4-10-1)	(15-2-5)
NET Rushing Att-Yds	33-114	62-344
NET PASSING YARDS	351	60
Passing (C-A-I)	16-30-2	3-9-0
TOTAL OFFENSE	63-465	71-404
Avg. Per Play	7.4	5.7
Fumbles	0-0	2-1
Penalties	10-120	4-30
Punts (#-Avg)	7-47.4	8-43.0
Punt Returns	2-(-3)	0-0
Kickoff Returns	1-12	0-0
Interceptions	0-0	2-39
Fumble Returns	0-0	0-0
Possession Time	26:26	33:34
Third Downs	3-13	3-14
Fourth Downs	1-1	1-2
Sacks By:	1-7	3-20
Attendance:	23,574	

Individual Statistics

Rushing (Att-Yds-TD): AF- Carson 16-104-0, Jones 19-88-2, Burk 14-65-0, Eldridge III 10-48-1, C. Harris 2-33-0, Calvert 1-6-0. **UNLV** - Maiava 8-36-0, Thomas 6-33-0, Davis 9-26-1, Brumfield 1-13-0, Lester 4-8-0, Reese 3-0-0, TEAM 2-(-2)-0.

Passing (Comp-Att-I-Yds-TD): AF- Jones 1-6-0-35-0, Busha 1-2-0-21-0, Engel 1-1-0-4-0. **UNLV** - Maiava 15-29-2-339-2, Nichols 1-1-0-12-0.

Receiving (Att-Yds-TD): AF- Rillos 1-35-0, Wilson 1-21-0, Jones 1-4-0. **UNLV** - White 8-169-1, Ballungary 2-90-1, De Jesus 2-33-0, McKie 1-20-0, Gicinto 1-16-0, Williams 1-12-0, Thomas 1-11-0.

Tackle Leaders (UT-AT-TT): AF- Williams 6-3-9, Mock 3-5-8, Goodwin 4-3-7, Youngblood 3-2-5, Ramsey 1-3-4, Thiergood 0-4-4, Richter 2-1-3, Taylor 1-2-3, Zdroi, 1-2-3, Mergerson 1-2-3, J. Harris 1-0-1, Brown 1-0-1, Blake 0-1-1, Bellamy 0-1-1, Blum 0-1-1. **UNLV** - McDuffie 10-5-15, Woodard 5-4-9, Shelton 4-4-8, Johnson 3-3-6, Jenkins 3-3-6, Turner 4-1-5, Webb 1-4-5, Dixon 4-0-4, Johnson 3-0-3, Martinson 3-0-3, Thompkins 1-2-3, Whitmore 1-2-3, Elad 1-1-2, Oliver 1-0-1, Thomas 1-0-1, Muzvesi 0-1-1.

12 Boise State 27, Air Force 19 Nov. 24, Boise, ID

Team	1	2	3	4	OT	Final
Boise State	3	14	7	3	--	27
Air Force	0	6	13	0	--	19

Scoring

BS-Dalmas 38 FG, 1/10:10
 BS-T. Green 12 run (Dalmas), 2/8:52
 AF-Dapore 50 FG, 2/5:22
 BS-Jeanty 75 pass-Green (Dalmas), 2/5:07
 AF-Busha 1 run (Dapore), 3/12:45
 BS-Jeanty 50 run (Dalmas), 3/10:51
 AF-Carson 2 run (Dapore), 3/1:49
 BS-Dalmas 52 FG, 4/4:31

Team Statistics	BSU	AF
First Downs	19	16
(R-P-Pen)	(9-9-1)	(9-7-0)
NET Rushing Att-Yds	38-181	45-206
NET PASSING YARDS	228	131
Passing (C-A-I)	13-17-2	8-18-1
TOTAL OFFENSE	55-409	63-337
Avg. Per Play	7.4	5.3
Fumbles	0-0	2-0
Penalties	1-10	3-20
Punts (#-Avg)	3-53.7	5-40.6
Punt Returns	0-0	1-2
Kickoff Returns	0-0	1-18
Interceptions	1-15	2-15
Fumble Returns	0-0	0-0
Possession Time	29:02	30:58
Third Downs	5-10	5-14
Fourth Downs	0-0	2-3
Sacks By:	3-11	1-4
Attendance:	36,390	

Individual Statistics

Rushing (Att-Yds-TD): AF- Carson 12-132-1, Brittain 6-24-0, Calvert 4-20-0, Michel 6-14-0, C. Harris 2-11-0, Eldridge III 5-6-0, Busha 10-(-1)-1. **BSU** - Jeanty 14-107-1, Holani 16-52-0, Green 7-25-1, TEAM 1-(-3)-0.

Passing (Comp-Att-I-Yds-TD): AF- Brittain 0-1-0-0-0, Busha 8-17-1-131-0. **BSU** - Green 13-17-2-228-1.

Receiving (Att-Yds-TD): AF- Engel 4-57-0, C. Harris 2-32-0, Wilson 1-38-0, Eldridge III 1-4-0. **BSU** - Jeanty 5-118-1, Lauter 2-36-0, Smith 2-32-0, Strachan 1-15-0, Holani 1-14-0, Bolt 1-13-0.

Tackle Leaders (UT-AT-TT): AF- Youngblood 5-6-11, Goodwin 5-3-8, Mergerson 4-2-6, Bellamy 4-1-5, Ramsey 3-2-5, Taylor 0-3-3, Mock 0-3-3, Williams 0-2-2, Schwartz 2-0-2, Collins 2-0-2, Blum 1-1-2, Blake 1-1-2, Thiergood 1-0-1, Brown 0-1-1, Zdroik 0-1-1. **BSU** - Tuebner 7-7-14, Schramm 4-3-7, Hassanein 3-3-6, Robinson 2-4-6, Oladipo 1-5-6, Virgin 2-3-5, Clark 2-3-5, Simpson 4-0-4, Gums 2-0-2, Fely 1-1-2, Kaniho 1-1-2, Reed 1-1-2, McCoy 1-1-2, Callahan 0-2-2, Bowens 1-0-1, Hogans 1-0-1, Martin 1-0-1, Benefield 1-0-1.

13

Air Force 31, JMU 21
Dec. 23, Fort Worth, TX

Team	1	2	3	4	OT	Final
JMU	7	0	7	7	--	21
Air Force	7	14	7	3	--	31

Scoring

AF-Michel 1 run (Dapore), 1/8:11
 JM-Sproles 18 pass-McCloud (Wise), 1/5:00
 AF-Michel 1 run (Dapore), 2/7:51
 AF-Roznos 42 pass-Larrier (Dapore), 2/2:27
 JM-Black 5 pass-McCloud (Wise), 3/9:11
 AF-Larrier 1 run (Dapore), 3/4:07
 AF-Dapore 26 FG, 4/8:20
 JM-Sproles 7 pass-McCloud (Wise), 4/3:10

Team Statistics	JMU	AF
First Downs	16	18
(R-P-Pen)	(3-13-0)	(17-1-0)
NET Rushing Att-Yds	19-26	63-351
NET PASSING YARDS	257	45
Passing (C-A-I)	20-33-1	3-5-0
TOTAL OFFENSE	52-283	68-396
Avg. Per Play	5.4	5.8
Fumbles	1-0	0-0
Penalties	3-10	0-0
Punts (#-Avg)	5-39.8	3-47.3
Punt Returns	0-0	0-0
Kickoff Returns	5-97	0-0
Interceptions	0-0	1-0
Fumble Returns	0-0	0-0
Possession Time	23:09	36:51
Third Downs	4-11	8-15
Fourth Downs	1-1	2-3
Sacks By:	0-0	4-35
Attendance:	30,828	

Individual Statistics

Rushing (Att-Yds-TD): AF- Michel 35-203-2, Eldridge III 8-78-0, Larrier 9-26-1, Calvert 2-17-0, Carson 2-14-0, Kinamon 3-9-0, Burk 2-8-0, TEAM 2-(-4)-0. **JMU** - Black 11-43-0, Palmer 3-20-0, TEAM 1-(-2)-0, McCloud 4-(-35)-0.

Passing (Comp-Att-I-Yds-TD): AF- Larrier 3-5-0-45-1. **JMU** - McCloud 20-33-1-257-3

Receiving (Att-Yds-TD): AF- Roznos 1-42-1, Rillos 1-6-0, Eldridge III 1-(-3)-0. **JMU** - Sarratt 8-115-0, Sproles 5-55-2, Black 4-34-0, Brown 2-44-0, Horton 1-9-0.

Tackle Leaders (UT-AT-TT): AF- Bellamy 6-0-6, Richter 4-1-5, Mergerson 4-0-4, Mock 4-0-4, Goodwin 3-1-4, Youngblood 2-1-3, Collins 2-1-3, Taylor 1-2-3, Zdroik 2-0-2, Williams 2-0-2, Brown 1-1-2, Martin 1-1-2, Smith 1-0-1, Juckel 0-1-1, Thiergood 0-1-1. **JMU** - Fisher 12-5-17, Kromah 4-4-8, Coles 6-1-7, Thomas 3-4-7, Walker 4-2-6, Carpenter 4-1-5, Bush 3-2-5, Meehan 3-1-4, Reid 2-2-4, Tucker 1-2-3, Thomas 1-2-3, Logan 0-3-3, Ponds 1-0-1, Sarratt 1-0-1, Hendrick 0-1-1

Air Force defeats #24/25 James Madison in Armed Forces Bowl

Air Force defeated #24/25 James Madison, 31-21, in the Lockheed Martin Armed Forces Bowl Dec. 23 in Fort Worth, Texas. The bowl win is the fifth straight for the Falcons. Emmanuel Michel opened the scoring for Air Force, scoring the first of two one-yard rushing touchdowns to put the Falcons up, 7-0. Following a JMU touchdown pass, Michel scored again to make it 14-7 midway through the second quarter. The Falcons extended the lead to 21-7 at halftime with a Zac Larrier 42-yard touchdown pass to Jared Roznos. JMU cut the lead to 21-14 with a touchdown to open the third quarter. The Falcons answered with a Larrier touchdown run to make it 28-14. Matthew Dapore added a field goal midway through the fourth quarter to extend the lead to 31-14 with 8:20 remaining. JMU added a late touchdown to make up the final margin. Air Force rolled up 396 total yards, including 351 rushing against the nation's top-ranked rushing defense. Michel, who was named the game's most valuable player, rushed for an Air Force bowl game record 203 yards and two touchdowns on 35 carries. Air Force held JMU to 283 total yards, including just 26 yards rushing on 19 carries. Senior Bo Richter led the way with Air Force bowl records of 4.5 tackles for loss and 3.0 sacks.

Post-Game Notes

Team Notes

- Air Force won its fifth straight bowl game and sixth in the last seven, including its second consecutive Armed Forces Bowl. The five-game bowl winning streak is the longest in program history. Air Force improved to 16-13-1 all-time in 30 bowl games in program history. The Falcons improved to 3-4 all-time in the Armed Forces Bowl.
- Air Force improved to 5-0 all-time against teams from the Sun Belt, including a 2-0 mark against the conference in bowl games.
- Air Force improved to 9-0 this season when leading after three quarters of play.
- Air Force had zero penalties or turnovers in a game for the first time since Sept. 16, 2022 vs. Wyoming.
- Air Force scored a touchdown on its opening drive for the fourth time this season. The touchdown is the first on the opening drive since the Colorado State game Oct. 28, a span of four games. The Falcons punted in each of the previous four games.
- Air Force game captains were seniors Thor Paglialong (OC), Zac Larrier (QB), Bo Richter (OLB) and Trey Taylor (DB).

Individual Notes

- Senior QB Zac Larrier made his first start since the Hawaii game, returning after a two-game absence. Larrier was 3 for 5 passing for 45 yards and a touchdown and ran nine times for 26 yards and a touchdown.
- Senior FB Emmanuel Michel rushed for a career-high and Air Force bowl-record 203 yards to record his fourth 100-yard rushing performance of the season. He was named the Armed Forces Bowl MVP. The 100-yard effort is the sixth of his career. He also recorded a season-long 54-yard run on the first offensive play for Air Force. His previous high was 53 yards vs. Colorado State. The 54-yard run is the longest by a Falcon in a bowl game since Shayne Davern had a 55-yarder vs. Western Michigan in the 2014 Idaho Potato Bowl. Michel tied an Air Force bowl game record with two rushing touchdowns, the 16th time in program history it's been done and first time since Brad Roberts last year. He set a career-high with 35 carries, surpassing his previous bests of 33 carries for 148 yards against San Jose State.
- Senior OLB Bo Richter recorded five tackles and career highs of 3.0 sacks and 4.5 tackles for loss. He ties the Air Force bowl record for most sacks in a game and sets a new record for most TFLs in a bowl game (Corey Nelson had 3.0 sacks and 4.0 tackles for loss vs. Fresno State in the 2000 Silicon Valley Bowl). Richter has recorded at least one tackle for loss in 11 of 13 games this season. Richter finished the season with 10.0 sacks and 19.5 tackles for loss. His 10 sacks is tied for fifth-most in a season at Air Force and the most since 1994.
- Senior ILB Johnathan Youngblood recorded his third interception of the season. He has had an interception in two of the last three games.
- Junior DL Payton Zdroik recorded two tackles, a sack and one quarterback hurry. Zdroik finished with 4.5 sacks on the season.
- Junior DB Jamari Bellamy had a team-leading six tackles, including a tackle for loss and one pass breakup. His six tackles tied a career high.
- Senior RB John Lee Eldridge III ran for 78 yards on 8 carries. Eldridge had a 51-yard run.
- Junior WR Jared Roznos had one catch, which went for a 42-yard touchdown reception. It was his third touchdown catch of the season. It was also his fourth catch of 40-plus yards this season.

MOUNTAIN WEST



2024 AIR FORCE FOOTBALL
MEDIA GUIDE



History of the Mountain West

The Mountain West was conceived on May 26, 1998, when the presidents of eight institutions — Air Force, BYU, Colorado State, New Mexico, San Diego State, UNLV, Utah and Wyoming — decided to form a new NCAA Division I-A intercollegiate athletic conference. The split from a former 16-team conference re-established continuity and stability among the membership within the new league and signaled the continuation of its tradition-rich, long-standing athletic rivalries. Three of the MW’s eight original members have been conference rivals since the 1960s (New Mexico, Wyoming and Colorado State), while San Diego State (1978) and Air Force (1980) were longtime members as well. UNLV and TCU entered the fold in 1996 and the Rebels continued as one of the original eight institutions that formed the MW in 1999. TCU re-joined the group with its first year of competition in the Mountain West in 2005-06. With conference realignment sweeping the nation in recent years, the MW has been proactive in addressing membership changes. Boise State University joined the Mountain West in 2011-12, followed by Fresno State and the University of Nevada on July 1, 2012. Also on July 1, 2012, the University of Hawai’i became a football-only member of the Conference. On July 1, 2013, the Mountain West further expanded when San José State University and Utah State University joined the Conference, bringing to 11 the number of full-time member institutions and 12 football-playing members. On July 1, 2014, the Colorado College women’s soccer program became the first non-football affiliate member of the Mountain West, expanding that sport to 12 Conference participants.

When the Mountain West officially began operations on July 1, 1999, the new league had in place a seven-year contract with ESPN, giving the broadcast entity exclusive national television rights to MW football and men’s basketball, and three-year agreements to send the league’s football champion to the Liberty Bowl and a second team to the Las Vegas Bowl. Commissioner Thompson also arranged a third bowl tie-in each of the first three seasons (1999 Motor City, 2000 Silicon Valley, 2001 New Orleans) before securing a four-year deal with the Emerald Bowl in San Francisco in 2002.

Entering the 2021 season, the MW has nine (9) postseason opportunities, including a spot in a New Year’s Six Bowl (highest ranked non-autonomous 5 champion), six (6) primary bowl positions with the Jimmy Kimmel Los Angeles Bowl, Arizona Bowl, Famous Idaho Potato Bowl, New Mexico Bowl, SoFi Hawai’i Bowl and an ESPN Events-operated bowl, likely to be held in the Dallas-Fort Worth Metroplex - and two (2) secondary positions.

An innovator in the postseason bowl structure, the MW engineered many “firsts,” as league teams have participated in seven inaugural bowl games (2000 Silicon Valley, 2001 New Orleans, 2002 San Francisco (Emerald), 2005 Poinsettia, 2006 New Mexico, 2015 Arizona, 2015 Cure), as well as placing the first non-automatic-qualifying FBS team into a BCS bowl game with Utah’s appearance in the 2005 Tostitos Fiesta Bowl and into the College Football Playoff (CFP) with Boise State’s selection to the 2014 Tostitos Fiesta Bowl.



2023 Football Standings

#	School	MW	All	Streak
1.	Boise State	6-2	8-6	L 1
	UNLV	6-2	9-5	L 3
	San Jose State	6-2	7-6	L 1
4.	Air Force	5-3	9-4	W 1
	Wyoming	5-3	9-4	W 3
6.	Fresno State	4-4	9-4	W 1
	Utah State	4-4	6-7	L 1
8.	Colorado State	3-5	5-7	L 1
	Hawaii	3-5	5-8	W 1
9.	New Mexico	2-6	4-8	L 1
	San Diego State	2-6	4-8	W 1
	Nevada	2-6	2-10	L 4

MW Championship

Boise State 44, UNLV 20

Air Force Mountain West Championships

YearSport

- 2003..... Men’s Cross Country
- 2004..... Men’s Basketball (Regular Season)
- 2012..... Men’s Indoor Track
Men’s Outdoor Track
- 2013..... Men’s Outdoor Track
- 2015..... Football (Mountain Division)
Men’s Cross Country
- 2016..... Men’s Indoor Track
Men’s Outdoor Track
- 2017..... Men’s Outdoor Track
- 2018..... Men’s Indoor Track
Men’s Outdoor Track
- 2020..... Men’s Cross Country
- 2021..... Football (Co-Mountain Division)
Men’s Cross Country
- 2022..... Men’s Indoor Track
Men’s Outdoor Track
Men’s Cross Country
Baseball (Tournament)
- 2023..... Men’s Indoor Track
Men’s Outdoor Track
- 2024..... Men’s Outdoor Track

MOUNTAIN WEST TEAM STATISTICS

SCORING OFFENSE	G	TD	XP	2XP	DXP	FG	Saf	Pts	Avg
1. UNLV	14	58	26	56	0	0	0	482	34.43
2. Utah St.	13	56	13	48	4	0	0	431	33.15
3. Boise St.	14	54	24	48	3	0	0	450	32.14
4. San Jose St.	13	55	10	54	0	0	0	414	31.85
5. Fresno St.	13	46	24	40	4	0	0	396	30.46
6. Air Force	13	45	16	42	1	0	0	362	27.85
7. New Mexico	12	43	10	37	1	0	0	327	27.25
8. Colorado St.	12	38	15	34	2	0	1	313	26.08
9. Wyoming	13	41	13	38	2	1	0	329	25.31
10. Hawaii	13	34	14	30	1	0	0	278	21.38
11. San Diego St.	12	27	19	25	0	0	1	246	20.5
12. Nevada	12	23	15	19	2	0	1	208	17.33

SCORING DEFENSE	G	TD	XP	2XP	DXP	FG	Saf	Pts	Avg
1. Air Force	13	30	10	26	0	0	0	236	18.15
2. Wyoming	13	32	22	26	2	0	1	290	22.31
3. Fresno St.	13	37	15	34	1	0	1	305	23.46
4. Boise St.	14	45	16	40	0	0	0	358	25.57
5. San Jose St.	13	44	8	43	1	0	0	333	25.62
6. San Diego St.	12	38	17	34	3	0	1	321	26.75
7. UNLV	14	50	17	49	0	0	0	400	28.57
8. Colorado St.	12	41	24	33	2	0	0	355	29.58
9. Hawaii	13	53	16	49	2	0	0	419	32.23
10. Nevada	12	50	17	48	1	0	0	401	33.42
11. Utah St.	13	59	13	54	2	0	0	451	34.69
12. New Mexico	12	51	20	47	3	1	0	421	35.08

PASS OFFENSE	G	Cp	Att	Int	Pct.	Yds	Avg	TD	Yds/G
1. Colorado St.	12	311	501	18	62.08	3678	7.34	24	306.50
2. Fresno St.	13	337	518	12	65.06	3669	7.08	29	282.23
3. Hawaii	13	337	537	15	62.76	3593	6.69	27	276.38
4. Utah St.	13	269	436	19	61.70	3305	7.58	35	254.23
5. UNLV	14	251	404	12	62.13	3349	8.29	17	239.21
6. Boise St.	14	216	372	13	58.06	3098	8.33	20	221.29
7. San Jose St.	13	230	375	4	61.33	2853	7.61	21	219.46
8. New Mexico	12	198	353	10	56.09	2615	7.41	17	217.92
9. Nevada	12	191	345	12	55.36	2102	6.09	6	175.17
10. San Diego St.	12	202	319	10	63.32	2061	6.46	10	171.75
11. Wyoming	13	189	304	6	62.17	2191	7.21	20	168.54
12. Air Force	13	55	105	6	52.38	1105	10.5	7	85.00

PASS DEFENSE	G	Cp	Att	Int	Pct.	Yds	Avg	TD	Yds/G
1. San Jose St.	13	219	359	12	61.00	2379	6.63	19	183.00
2. Air Force	13	216	350	10	61.71	2429	6.94	18	186.85
3. Fresno St.	13	223	402	17	55.47	2661	6.62	19	204.69
4. Wyoming	13	253	433	11	58.43	2772	6.40	18	213.23
5. Hawaii	13	204	331	7	61.63	2787	8.42	24	214.38
6. Utah St.	13	249	425	10	58.59	2855	6.72	27	219.62
7. New Mexico	12	195	319	4	61.13	2832	8.88	24	236.00
8. San Diego St.	12	222	392	12	56.63	2894	7.38	16	241.17
9. Colorado St.	12	278	389	9	71.47	2996	7.70	20	249.67
10. Boise St.	14	268	441	11	60.77	3505	7.95	19	250.36
11. UNLV	14	245	399	17	61.40	3552	8.90	26	253.71
12. Nevada	12	225	346	9	65.03	3049	8.81	24	254.08

KICKOFF RETURNS	G	Ret	Yds	TD	Lg	Avg
1. UNLV	14	42	1001	0	96	23.83
2. Fresno St.	13	37	816	1	95	22.05
3. San Diego St.	12	29	589	0	71	20.31
4. New Mexico	12	28	483	0	30	17.25
5. Nevada	12	28	484	0	31	17.29
6. Colorado St.	12	26	580	1	98	22.31
7. Boise St.	14	26	502	0	49	19.31
8. Hawaii	13	21	410	0	31	19.52
9. Utah St.	13	19	375	0	50	19.74
10. San Jose St.	13	19	283	0	27	14.89
11. Wyoming	13	14	258	0	31	18.43
12. Air Force	13	5	92	0	21	18.40

PUNT RETURN AVG	G	Ret	Yds	TD	Lg	Avg
1. San Jose St.	13	8	156	2	75	19.5
2. UNLV	14	18	309	0	59	17.17
3. Nevada	12	7	118	0	53	16.86
4. Colorado St.	12	13	150	1	79	11.54
5. Fresno St.	13	20	184	0	39	9.2
6. Utah St.	13	30	259	0	35	8.63
7. San Diego St.	12	19	163	0	36	8.58
8. Hawaii	13	15	101	0	25	6.73
9. Wyoming	13	9	33	0	14	3.67
10. Boise St.	14	8	27	0	14	3.38
11. Air Force	13	8	23	0	9	2.88
12. New Mexico	12	4	5	0	6	1.25

FIRST DOWNS	G	Rush	Pass	Pen	Total	Avg
1. Boise St.	14	151	130	21	302	21.57
2. UNLV	14	115	144	28	287	20.5
3. Utah St.	13	121	134	29	284	21.85
4. New Mexico	12	122	123	34	279	23.25
5. Fresno St.	13	80	174	21	275	21.15
6. San Jose St.	13	119	126	25	270	20.77
7. Air Force	13	189	43	24	256	19.69
8. Hawaii	13	70	154	27	251	19.31
9. Colorado St.	12	63	165	20	248	20.67
10. Wyoming	13	115	103	24	242	18.62
11. San Diego St.	12	97	97	12	206	17.17
12. Nevada	12	86	84	30	200	16.67

OPP 1ST DOWNS	G	Rush	Pass	Pen	Total	Avg
1. Air Force	13	74	104	13	191	14.69
2. New Mexico	12	105	110	34	249	20.75
3. San Diego St.	12	113	121	18	252	21
4. Nevada	12	108	124	21	253	21.08
5. San Jose St.	13	122	120	13	255	19.62
6. Wyoming	13	102	143	13	258	19.85
7. Boise St.	14	99	145	15	259	18.5
8. Hawaii	13	118	115	28	261	20.08
9. Fresno St.	13	120	130	18	268	20.62
10. Colorado St.	12	115	136	26	277	23.08
11. UNLV	14	112	139	30	281	20.07
12. Utah St.	13	153	119	33	305	23.46

SACKS BY	G	Sacks	Yards	Avg
1. Boise St.	14	36	215	2.57
2. Colorado St.	12	33	213	2.75
3. Fresno St.	13	30	147	2.31
4. Air Force	13	30	205	2.31
5. Utah St.	13	29	154	2.23
6. UNLV	14	26	161	1.86
7. Wyoming	13	24	160	1.85
8. San Jose St.	13	24	168	1.85
9. Hawaii	13	23	147	1.77
10. San Diego St.	12	18	112	1.5
11. Nevada	12	17	101	1.42
12. New Mexico	12	15	117	1.25

SACKS AGAINST	G	Sacks	Yards	Avg
1. Air Force	13	11	52	0.85
2. Colorado St.	12	14	90	1.17
3. Boise St.	14	16	88	1.14
4. New Mexico	12	19	119	1.58
5. UNLV	14	20	119	1.43
6. San Jose St.	13	20	132	1.54
7. San Diego St.	12	24	144	2
8. Wyoming	13	28	177	2.15
9. Fresno St.	13	30	234	2.31
10. Hawaii	13	39	265	3
11. Nevada	12	41	247	3.42
12. Utah St.	13	44	240	3.38

MOUNTAIN WEST TEAM STATISTICS

RUSHING OFFENSE	G	Att	Yds	Avg	Lg	TD	Yds/G
1. Air Force	13	721	3660	5.08	68	36	281.54
2. Boise St.	14	560	3008	5.37	75	34	214.86
3. New Mexico	12	440	2312	5.25	64	26	192.67
4. Utah St.	13	496	2397	4.83	65	18	184.38
5. San Jose St.	13	429	2393	5.58	68	31	184.08
6. UNLV	14	538	2429	4.51	69	39	173.5
7. Wyoming	13	468	2060	4.4	75	19	158.46
8. San Diego St.	12	454	1851	4.08	70	16	154.25
9. Nevada	12	443	1498	3.38	35	14	124.83
10. Fresno St.	13	366	1372	3.75	72	16	105.54
11. Colorado St.	12	332	1106	3.33	52	10	92.17
12. Hawaii	13	325	989	3.04	40	6	76.08

RUSHING DEFENSE	G	Atts	Yards	Avg.	Lg	TD	Yds/G
1. Air Force	13	388	1181	3.04	62	11	90.85
2. Boise St.	14	451	1887	4.18	68	23	134.79
3. Wyoming	13	453	1879	4.15	80	12	144.54
4. UNLV	14	531	2265	4.27	70	23	161.79
5. San Diego St.	12	402	1989	4.95	62	21	165.75
6. Fresno St.	13	499	2160	4.33	70	16	166.15
7. Colorado St.	12	485	1995	4.11	53	18	166.25
8. San Jose St.	13	486	2212	4.55	68	23	170.15
9. Hawaii	13	481	2222	4.62	52	26	170.92
10. New Mexico	12	408	2066	5.06	68	25	172.17
11. Nevada	12	423	2253	5.33	72	23	187.75
12. Utah St.	13	548	2775	5.06	75	31	213.46

TOTAL OFFENSE	G	Rush	Pass	Plays	Yards	Avg	TD	Yds/G
1. Boise St.	14	3008	3098	932	6106	6.55	54	436.14
2. UNLV	14	2429	3349	942	5778	6.13	56	412.71
3. Utah St.	13	2397	3305	932	5702	6.12	53	438.62
4. San Jose St.	13	2393	2853	804	5246	6.52	52	403.54
5. Fresno St.	13	1372	3669	884	5041	5.7	45	387.77
6. New Mexico	12	2312	2615	793	4927	6.21	43	410.58
7. Colorado St.	12	1106	3678	833	4784	5.74	34	398.67
8. Air Force	13	3660	1105	826	4765	5.77	43	366.54
9. Hawaii	13	989	3593	862	4582	5.32	33	352.46
10. Wyoming	13	2060	2191	772	4251	5.51	39	327
11. San Diego St.	12	1851	2061	773	3912	5.06	26	326
12. Nevada	12	1498	2102	788	3600	4.57	20	300

TOTAL DEFENSE	G	Rush	Pass	Plys	Yards	Avg	TD	Yds/G
1. Air Force	13	1181	2429	738	3610	4.89	29	277.69
2. San Jose St.	13	2212	2379	845	4591	5.43	42	353.15
3. Wyoming	13	1879	2772	886	4651	5.25	30	357.77
4. Fresno St.	13	2160	2661	901	4821	5.35	35	370.85
5. Boise St.	14	1887	3505	892	5392	6.04	42	385.14
6. Hawaii	13	2222	2787	812	5009	6.17	50	385.31
7. San Diego St.	12	1989	2894	794	4883	6.15	37	406.92
8. New Mexico	12	2066	2832	727	4898	6.74	49	408.17
9. UNLV	14	2265	3552	930	5817	6.25	49	415.5
10. Colorado St.	12	1995	2996	874	4991	5.71	38	415.92
11. Utah St.	13	2775	2855	973	5630	5.79	58	433.08
12. Nevada	12	2253	3049	769	5302	6.89	47	441.83

TURNOVER MARGIN	G	--Gained--			---Lost---			Mar	Per/G
		Fum	Int	Tot	Fum	Int	Tot		
1. Wyoming	13	5	6	11	11	11	22	11	0.85
2. San Jose St.	13	6	4	10	9	12	21	11	0.85
3. Fresno St.	13	2	12	14	6	17	23	9	0.69
4. UNLV	14	7	12	19	10	17	27	8	0.57
5. San Diego St.	12	7	10	17	6	12	18	1	0.08
6. Boise St.	14	9	13	22	8	11	19	-3	-0.21
7. Air Force	13	11	6	17	4	10	14	-3	-0.23
8. Nevada	12	8	12	20	7	9	16	-4	-0.33
9. Utah St.	13	6	19	25	10	10	20	-5	-0.38
10. Colorado St.	12	7	18	25	11	9	20	-5	-0.42
11. New Mexico	12	5	10	15	4	4	8	-7	-0.58
12. Hawaii	13	8	15	23	6	7	13	-10	-0.77

PASS EFFICIENCY	G	Cp	Att	Int	Pct	Yds	Avg	TD	Effic
1. Air Force	13	55	105	6	52.38	1105	85.00	7	151.35
2. Utah St.	13	269	436	19	61.70	3305	254.23	35	143.15
3. San Jose St.	13	230	375	4	61.33	2853	219.46	21	141.59
4. Wyoming	13	189	304	6	62.17	2191	168.54	20	140.48
5. UNLV	14	251	404	12	62.13	3349	239.21	17	139.71
6. Boise St.	14	216	372	13	58.06	3098	221.29	20	138.77
7. Fresno St.	13	337	518	12	65.06	3669	282.23	29	138.40
8. Colorado St.	12	311	501	18	62.08	3678	306.50	24	132.37
9. Hawaii	13	337	537	15	62.76	3593	276.38	27	129.96
10. New Mexico	12	198	353	10	56.09	2615	217.92	17	128.54
11. San Diego St.	12	202	319	10	63.32	2061	171.75	10	121.67
12. Nevada	12	191	345	12	55.36	2102	175.17	6	105.32

PASS EFF DEF.	G	Cp	Att	Int	Pct	Yds	Avg	TD	Effic
1. Fresno St.	13	223	402	17	55.47	2661	204.69	19	118.21
2. Wyoming	13	253	433	11	58.43	2772	213.23	18	120.84
3. San Diego St.	12	222	392	12	56.63	2894	241.17	16	125.99
4. San Jose St.	13	219	359	12	61.00	2379	183.00	19	127.45
5. Air Force	13	216	350	10	61.71	2429	186.85	18	131.27
6. Utah St.	13	249	425	10	58.59	2855	219.62	27	131.28
7. Boise St.	14	268	441	11	60.77	3505	250.36	19	136.76
8. Colorado St.	12	278	389	9	71.47	2996	249.67	20	148.50
9. UNLV	14	245	399	17	61.40	3552	253.71	26	149.16
10. Hawaii	13	204	331	7	61.63	2787	214.38	24	152.06
11. Nevada	12	225	346	9	65.03	3049	254.08	24	156.74
12. New Mexico	12	195	319	4	61.13	2832	236.00	24	158.02

PUNTING	G	No.	Yds	Avt	PR	Avg	TB	Net
1. Nevada	12	65	2670	41.08	111	5.84	3	38.45
2. Utah St.	13	62	2642	42.61	223	14.87	7	36.76
3. Wyoming	13	61	2567	42.08	102	8.50	6	38.44
4. Hawaii	13	61	2369	38.84	139	8.69	3	35.57
5. Boise St.	14	56	2759	49.27	201	10.58	8	42.82
6. San Diego St.	12	54	2449	45.35	50	3.85	5	42.57
7. New Mexico	12	53	2204	41.58	360	21.18	1	34.42
8. Fresno St.	13	52	2172	41.77	95	11.88	4	38.40
9. Colorado St.	12	52	2250	43.27	93	7.15	2	40.71
10. UNLV	14	51	2400	47.06	132	11.00	6	42.12
11. San Jose St.	13	44	1840	41.82	75	8.33	7	36.93
12. Air Force	13	40	1625	40.63	19	2.38	2	39.15

PENALTIES	G	Pen	Yards	AVG
1. Air Force	13	39	322	24.77
2. Boise St.	14	52	448	32
3. Wyoming	13	51	434	33.38
4. Fresno St.	13	58	522	40.15
5. San Diego St.	12	59	528	44
6. San Jose St.	13	74	638	49.08
7. Hawaii	13	80	733	56.38
8. Nevada	12	81	702	58.5
9. UNLV	14	96	865	61.79
10. Colorado St.	12	92	838	69.83
11. Utah St.	13	97	921	70.85
12. New Mexico	12	119	1076	89.67

TIME OF POSSESSION	G	Time	Avg
1. Air Force	13	432:59	33:19
2. San Diego St.	12	391:57	32:40
3. New Mexico	12	390:28	32:32
4. Boise St.	14	437:22	31:14
5. San Jose St.	13	396:26	30:29
6. Nevada	12	363:59	30:20
7. Wyoming	13	392:59	30:14
8. Hawaii	13	385:15	29:38
9. Fresno St.	13	383:04	29:28
10. UNLV	14	393:46	28:08
11. Utah St.	13	349:03	26:51
12. Colorado St.	12	319:07	26:35

MOUNTAIN WEST INDIVIDUAL STATISTICS

RUSHING, Team	G	Att	Yds	Avg	TD	Lg	Yds/G
1 Jeanty, Ashton - Boise	12	220	1347	6.12	14	68	112.25
2 Robinson, Kairee - SJSU	12	170	1194	7.02	18	52	99.50
3 Croskey-Merritt, Jacory -UNM	12	189	1190	6.30	17	55	99.17
4 Waylee, Harrison - UW	10	164	947	5.77	5	75	94.70
5 Michel, Emmanuel - AF	11	204	950	4.66	11	54	86.36
6 Sherrod, Malik - Fresno	12	172	966	5.62	9	72	80.50
7 Booth, Davon - USU	12	120	805	6.71	6	65	67.08
8 Conley, Quali - SJSU	13	131	842	6.43	9	68	64.77
9 Larrier, Zac - AF	11	142	605	4.26	6	41	55.00
10 Davis, Vincent - UNLV	14	145	760	5.24	7	69	54.29

PASSING, Team	G	Cp-Att-Int	Yds	TD	Avg/G
1 Fowler-Nicolosi, Brayden - CSU	12	292-470-16	3460	22	288.33
2 Schager, Brayden - Hawaii	13	332-525-14	3542	26	272.46
3 Keene, Mikey - Fresno	12	283-422-10	2976	24	248.00
4 Maiava, Jayden - UNLV	14	224-353-10	3085	17	220.36
5 Cordeiro, Chevan - SJSU	13	223-362-4	2773	20	213.31
6 Hopkins, Dylan - UNM	11	157-282-9	2074	11	188.55
7 Maiden, Jalen - SDSU	12	199-314-9	2031	10	169.25
8 Peasley, Andrew - UW	12	166-266-5	1991	20	165.92
9 Green, Taylen - Boise	13	121-212-9	1752	11	134.77
10 Lewis, Brendon - Nevada	12	131-236-6	1313	2	109.42

TOTAL OFFENSE Team	G	Rush	Pass	Plays	Total	Yds/G
1 Fowler-Nicolosi, Brayden - CSU	12	-27	3460	503	3433	286.08
2 Schager, Brayden - Hawaii	13	63	3542	628	3605	277.31
3 Maiava, Jayden - UNLV	14	277	3085	426	3362	240.14
4 Keene, Mikey - Fresno	12	-136	2976	451	2840	236.67
5 Cordeiro, Chevan - SJSU	13	272	2773	443	3045	234.23
6 Maiden, Jalen - SDSU	12	528	2031	442	2559	213.25
7 Peasley, Andrew - UW	12	419	1991	376	2410	200.83
8 Hopkins, Dylan - UNM	11	124	2074	333	2198	199.82
9 Green, Taylen - Boise	13	436	1752	290	2188	168.31
10 Lewis, Brendon - Nevada	12	495	1313	356	1808	150.67

RECEIVING/GAME Team	G	Rec	Yds	TD	Lg	Avg	Rec/G
1 White, Ricky - UNLV	14	88	1483	8	82	16.85	105.93
2 Horton, Tory - CSU	12	96	1136	8	76	11.83	94.67
3 Royals, Jalen - USU	13	71	1080	15	71	15.21	83.08
4 McBride, Steven - Hawaii	13	63	1024	9	65	16.25	78.77
5 Vaughn, Terrell - USU	13	89	933	11	76	10.48	71.77
6 Ashlock, Pofele - Hawaii	13	83	832	9	53	10.02	64.00
7 Holker, Dallin - CSU	12	64	767	6	42	11.98	63.92
8 Brooks, Erik - Fresno	13	60	788	5	49	13.13	60.62
9 Ross-Simmons, Justus - CSU	12	45	724	3	75	16.09	60.33
10 Davis, Micah - USU	11	36	628	6	76	17.44	57.09

PUNT RETURN AVG, Team	G	Ret	Yds	TD	Long	Avg
1 Coleman, Matthew - SJSU	12	3	137	1	75	45.67
2 Sandy, Carlos - Nevada	10	7	118	0	53	16.86
3 De Jesus, Jacob - UNLV	14	16	257	0	59	16.06

ALL PURPOSE Team	G	Rush	Rcv	PR	KR	Yds	Avg/G
1 Jeanty, Ashton - Boise	12	1347	569	0	0	1916	159.67
2 De Jesus, Jacob - UNLV	14	46	606	257	822	1731	123.64
3 White, Ricky - UNLV	14	1	1483	0	0	1484	106.00
4 Sherrod, Malik - Fresno	12	966	260	0	236	1462	121.83
5 Robinson, Kairee - SJSU	12	1194	198	0	0	1392	116.00
6 Horton, Tory - CSU	12	0	1136	147	0	1283	106.92
7 Croskey-Merritt, Jacory - UNM	12	1190	72	0	0	1262	105.17
8 Vaughn, Terrell - USU	13	3	933	0	227	1163	89.46
9 Conley, Quali - SJSU	13	842	269	0	0	1111	85.46
10 McBride, Steven - Hawaii	13	0	1024	68	0	1092	84.00

INTERCEPTIONS, Team	G	Int	Yds	TD	Long	Int/G
1 Turner, Jaxen - UNLV	14	5	0	0	0	0.36
2 Oliver, Cameron - UNLV	14	5	3	0	3	0.36
3 Barfield, Cedarius - SDSU	12	4	23	0	16	0.33
4 Larsen, Ike - USU	13	4	109	1	62	0.31
5 Johnson, Carlton - Fresno	13	4	0	0	0	0.31
6 Blackburn, Henry - CSU	12	3	23	0	23	0.25
7 Clark, Dean - Fresno	12	3	4	0	4	0.25
8 Lewis, Jer' Marius - UNM	12	3	-2	0	0	0.25
9 Brown, Wrook - UW	12	3	13	0	9	0.25
10 Johnson, Emany - Nevada	12	3	15	0	15	0.25

PASSES DEFENDED, Team	G	BPU	INT	TOT	AVG/G
1 Tumblin, Noah - SDSU	12	12	2	14	1.17
2 Cole, Jay'Vion - SJSU	13	10	3	13	1.00
3 Norris Jr., Morice - Fresno	13	10	2	12	0.92
4 Morris, Zach - UNM	12	10	1	11	0.92
5 Johnson, Carlton - Fresno	13	7	4	11	0.85
6 Edwards, Virdel - Hawaii	11	9	0	9	0.82
7 Hamilton, Al'zillion - Fresno	13	8	2	10	0.77
8 Larsen, Ike - USU	13	6	4	10	0.77
9 Dye, Devin - USU	12	7	2	9	0.75
10 Oliver, Cameron - UNLV	14	5	5	10	0.71

KICK RETURN AVG Team	G	Ret	Yds	TD	Long	Avg
1 Briggs, Robert - USU	11	1	50	0	50	50.00
2 Brooks, Erik - Fresno	13	1	35	0	35	35.00
3 Conerly, Timothy - UNLV	11	1	34	0	34	34.00

PUNTING Team	G	Punts	Yds	Long	Avg
1 Ferguson-Reynolds, James - Boise	14	55	2735	71	49.73
2 Nichols, Marshall - UNLV	14	51	2400	60	47.06
3 Browning, Jack - SDSU	12	54	2449	66	45.35
4 Turner, Paddy - CSU	12	51	2212	65	43.37
5 Rodriguez, Aaron - UNM	12	52	2204	61	42.38
6 Stewart, Clayton - UW	13	61	2567	72	42.08
7 King, Carson - Fresno	12	52	2172	66	41.77
8 Freem, Matt - Nevada	12	65	2670	62	41.08
9 Shipley, Matthew - Hawaii	13	60	2369	56	39.48

SCORING Team	G	TD	XPT	FG	2XP	Pts	Pts/G
1 Robinson, Kairee - SJSU	12	20	0	0	0	120	10.00
2 Pizano, Jose - UNLV	14	0	26	55	0	133	9.50
3 Jeanty, Ashton - Boise	12	19	0	0	0	114	9.50
4 Croskey-Merritt, Jacory - UNM	12	18	0	0	0	108	9.00
5 Lynch, Dylan - Fresno	13	0	24	40	0	112	8.62
6 Dalmas, Jonah - Boise	14	0	24	48	0	120	8.57
7 Royals, Jalen - USU	13	15	0	0	1	94	7.23
8 Noyes, Jordan - CSU	11	0	15	29	0	74	6.73
9 Nimrod, Elliott - USU	12	1	11	41	0	80	6.67
10 Dapore, Matthew - AF	12	0	15	34	0	79	6.58

MOUNTAIN WEST INDIVIDUAL STATISTICS

FIELD GOALS Team	G	FG-A	Lg	Pct.	FG/G
1 Pizano, Jose - UNLV	14	26-29	52	89.66	1.86
2 Lynch, Dylan - Fresno	13	24-30	52	80.00	1.85
3 Dalmas, Jonah - Boise	14	24-27	56	88.89	1.71
4 Noyes, Jordan - CSU	11	15-19	55	78.95	1.36
5 Browning, Jack - SDSU	12	15-22	61	68.18	1.25
6 Dapore, Matthew - AF	12	15-19	50	78.95	1.25
7 Talton, Brandon - Nevada	12	15-20	52	75.00	1.25
8 Shipley, Matthew - Hawaii	13	14-18	51	77.78	1.08
9 Hoyland, John - UW	13	13-20	56	65.00	1.00

FIELD GOAL PCT TEAM	G	FG	FGA	Long	Pct.
1 Pizano, Jose - UNLV	14	26	29	52	89.66
2 Dalmas, Jonah - Boise	14	24	27	56	88.89
3 Lynch, Dylan - Fresno	13	24	30	52	80.00
4 Noyes, Jordan - CSU	11	15	19	55	78.95
5 Dapore, Matthew - AF	12	15	19	50	78.95
6 Nimrod, Elliott - USU	12	11	14	45	78.57
7 Shipley, Matthew - Hawaii	13	14	18	51	77.78
8 Talton, Brandon - Nevada	12	15	20	52	75.00

PAT KICKING	G	Gd	Att	Pct.
1 Tubbs, Reagan - AF	13	8	8	100.00
2 Lynch, Dylan - Fresno	13	40	40	100.00
3 Browning, Jack - SDSU	12	23	23	100.00
4 Noyes, Jordan - CSU	11	29	29	100.00
5 Pizano, Jose - UNLV	14	55	55	100.00
6 Talton, Brandon - Nevada	12	19	19	100.00
7 Meono, Andre - UNLV	14	1	1	100.00
8 Dalmas, Jonah - Boise	14	48	49	97.96

TACKLES (All positions)

Player Team	G	Pos	Solo	Ast	Total	Avg/G
1 Tafisi, MJ - USU	13	LB	55	87	142	10.92
2 Howell, Jack - CSU	12	DB	50	64	114	9.50
3 Wilson, Chase - CSU	12	LB	44	63	107	8.92
4 Gibbs, Easton - UW	13	LB	47	62	109	8.38
5 Woodard, Jackson - UNLV	14	LB	55	62	117	8.36
6 Johnson, Emany - Nevada	12	DB	71	28	99	8.25
7 Parham, Bryun - SJSU	13	LB	60	46	106	8.15
8 Larsen, Ike - USU	13	S	58	45	103	7.92
9 Sanchez, Justin - CSU	12	LB	42	44	86	7.17
10 Mock, Alec - AF	13	LB	53	40	93	7.15
11 Suiaunoa, Shae - UW	13	LB	60	33	93	7.15
12 Switzer, Anthony - USU	12	S	39	45	84	7.00
13 Baldwin, Johnathan - UNLV	11	DB	42	35	77	7.00
14 McDuffie, Marsel - UNLV	13	LB	45	46	91	7.00
15 Clark, Dean - Fresno	12	DB	47	36	83	6.92
16 Dye, Devin - USU	12	S	37	44	81	6.75
17 Manuma, Peter - Hawaii	13	DB	60	27	87	6.69
18 Youngblood, Johnathan - AF	13	LB	42	43	85	6.54
19 Teubner, Alexander - Boise	13	S	50	35	85	6.54
20 Langley, Malachi - Fresno	13	LB	38	46	84	6.46

SACKS Team	G	Pos	Solo	Ast	Total	Avg/G
1 Kamara, Mohamed - CSU	12	DL	12	2	13	1.08
2 Hassanein, Ahmed - Boise	14	DT	10	5	12.5	0.89
3 Richter, Bo - AF	13	LB	10	0	10	0.77
4 Fitzgerald, Paul - USU	13	DE	8	0	8	0.62
5 RAMSEY, PJ - AF	13	LB	7	1	7.5	0.58
6 Smith, Tre - SJSU	13	DL	5	3	6.5	0.50
7 Simpson, Andrew - Boise	14	LB	5	3	6.5	0.46
8 Fiaseu, Zyrus - SDSU	12	LB	5	1	5.5	0.46
9 Zdroik, Payton - AF	10	DL	3	3	4.5	0.45
10 Spires, Blaine - USU	12	DE	5	0	5	0.42

TACKLES FOR LOSS Team	G	Pos	Solo	Ast	Total	Avg/G
1 Richter, Bo - AF	13	LB	18	3	19.5	1.50
2 Kamara, Mohamed - CSU	12	DL	14	6	17	1.42

(Minimum 1.25 Total Tackles For Loss/Game, Games Played Pct. 75%)

FUMBLES FORCED Team	G	Num	Avg/G
1 Fiaseu, Zyrus - SDSU	12	3	0.25
2 Richter, Bo - AF	13	3	0.23
3 Fely, Braxton - Boise	14	3	0.21
4 Oxley, Marshon - CSU	11	2	0.18
5 Pierce, Jr., Tony - CSU	12	2	0.17
6 Mateialona, Tongiaki - Nevada	12	2	0.17
7 Kamara, Mohamed - CSU	12	2	0.17
8 Ekeler, Wyatt - UW	13	2	0.15
9 Tufaga, Isaiah - Hawaii	13	2	0.15
10 Anyanwu, Michael - USU	13	2	0.15

FUMBLES RECOVERED	G	Num	Avg.
1 Watts, Drue - Nevada	12	4	0.33
2 Fiaseu, Zyrus - SDSU	12	3	0.25
3 Spires, Blaine - USU	12	3	0.25
4 Munier-Bailey, Kemari - Fresno	12	2	0.17
5 Blackburn, Henry - CSU	12	2	0.17
6 Johnson, Dimitri - UNM	12	2	0.17
7 Parham, Bryun - SJSU	13	2	0.15
8 Richter, Bo - AF	13	2	0.15
9 Virgin, Jayden - Boise	14	2	0.14
10 Simpson, Andrew - Boise	14	2	0.14



Bo Richter



HISTORY



2024 AIR FORCE FOOTBALL
MEDIA GUIDE

CONSENSUS ALL-AMERICANS



Air Force has had five consensus All-Americans in school history. Offensive lineman Brock Strom (top left) was the first in 1958. In 1970, wide receiver Ernie Jennings (top center) earned the honor. Safety Scott Thomas (top right) was the next consensus All-American in 1985. Two years later, defensive tackle Chad Hennings joined the list. In 1992, cornerback Carlton McDonald became AFA's most recent consensus All-American.

ALL-AMERICANS

1956
Larry Thomson (FB) Little America (3rd)

1958
Brock Strom (OL), Consensus, AP, UPI, Walter Camp
Robert Brickey (HB), Helms

1963
Terry Isaacson (QB), Helms
Joe Rodwell (C), Helms

1966
Neal Starkey (DB), Playboy Magazine
 All-American

1967
Neal Starkey (DB), Associated Press (3rd)

1969
Ernie Jennings (WR), Central Press (2nd)

1970
Ernie Jennings (WR), Consensus, AP, UPI, FWAA,
 AFCA, CP, FN

1971
Gene Ogilvie (DE), UPI (3rd)
Orderia Mitchell (C), Black Sports

1972
Orderia Mitchell (C), Associated Press (2nd), Gridiron (2nd)
Gene Ogilvie (DE), UPI (2nd)

1973
Steve Heil (ROV), Associated Press (3rd)

1974
Dave Lawson (LB/K), Football Writers

1975
Dave Lawson (LB/K), UPI (2nd),
 Football News (2nd)

1981
Johnny Jackson (DB), Associated Press (2nd)

1982
Dave Schreck (OG), Associated Press (2nd)

1983
Mike Kirby (WR), Sporting News (2nd)
John Kershner (FB), Football News (2nd)

1985
Scott Thomas (DB), Consensus, Walter Camp, Kodak, AFCA, FWAA, Associated Press (2nd)
Mark Simon (P), Scripps Howard, Associated Press (2nd)

1986
Terry Maki (LB), Kodak, Football News (2nd); Associated Press (3rd), AFCA
Tom Rotello (DB), Football News (2nd)

1987
Chad Hennings (DT), Consensus; Walter Camp, Kodak, Football Writers, Associated Press, UPI, Scripps Howard, Sporting News, NEA, AFCA, Football News, Outland Trophy winner

1989
Ron Gray (KR), Associated Press (3rd)
Dee Dowis (QB), Heisman Trophy finalist

1991
Jason Christ (P), Associated Press (2nd), Football News (3rd)

1992
Carlton McDonald (DB), Consensus, Walter Camp, Kodak, Football Writers, Associated Press, UPI, Scripps Howard, AFCA, FWAA, TSN, NEA, Sporting News

1993
Chris MacInnis (P/K), UPI, Associated Press (2nd)

1996
Beau Morgan (QB), Associated Press (3rd)

1997
Chris Gizzi (LB), Associated Press (3rd), Football Writers (2nd)

1998
Tim Curry (DB), Sporting News (3rd)
Frank Mindrup (OL), American Football Foundation (3rd)

2001
Anthony Schlegel (ILB), Sporting News (Freshman 3rd team)

2002
Brett Huyser (OL), Sporting News (4th)

2007
Chad Hall (TB/WR-Z), Rivals.com (3rd, return specialist)

2010
Reggie Rembert (DB), AFCA (1st), Associated Press (3rd).

2016
Weston Steelhammer (DB), Associated Press (2nd), The Sporting News (3rd).

2022
Isaac Cochran (OL), Walter Camp (2nd)
Brad Roberts (FB), College Football Network (3rd)

2023
Trey Taylor (DB), AFCA (1st), Associated Press (3rd)

Academic All-Americans

1958 Brock Strom (OT)	1973 Joe Debes (OT)	1988 Scott Salmon (DB) James Hecker (DB)
1959 Rich Mayo (QB)	1976 Steve Hoog (WR)	1989 Chris Howard (HB)
1960 Rich Mayo (QB) Don Baucom (HB)	1977 Mack McCollum (ROV)	1990 Chris Howard (HB) J.T. Tokish (LB)
1967 Ken Zagzebski (MG) Carl Janssen (OE)	1978 Steve Hoog (WR) Tom Foertsch (LB) Tim Fyda (DE)	1992 Grant Johnson (LB)
1969 Ernie Jennings (WR)	1981 Mike France (LB) Kevin Ewing (ROV)	1996 Dustin Tyner (WR)
1970 Ernie Jennings (WR) Bob Parker (QB) Phil Bauman (LB)	1982 Jeff Kubiak (P)	2003 Ryan Carter (DE)
1971 Darryl Haas (LB/P) Bob Homburg (DE) John Griffith (DT)	1983 Jeff Kubiak (P)	2004 Ryan Carter (DE)
1972 Gene Ogilvie (DE)	1987 Chad Hennings (DT)	2018 Garrett Kauppila (DB)

Robert Brickey



#88, WR
1958-60
 Earned Helms All-America honors in 1958 ... Leading receiver on the undefeated 1958 football team that went to the Cotton Bowl ... Recorded 25 career catches for 281 yards and four touchdowns.

Year	#	Yards
1960	9	84
Total	25	281

Jason Christ



#1, P
1990-91
 Named second-team All-American by A.P. and third-team by *Football News* in 1991 ... Ranks second all-time at the Academy with a 44.0 career punting average ... Averaged 45.7 yards per punt in 1991, which is the

third-best single-season mark in AFA history ... Averaged 42.6 yards per punt in 1990.

Year	#	Yards	Avg.
1990	59	2,516	42.6
1991	50	2,283	45.7
Totals	109	4,799	44.0

Tim Curry



#5, CB
1996-98
 Named third-team All-American by *The Sporting News* in 1998 ... School-record holder for career blocked kicks with nine ... Two-time finalist for the Mosi Tatupu Special Teams Player of the Year Award ... Nine career in-

terceptions ... Blocked a school-record five kicks in 1997 ... Selected to play in the Hula Bowl following the 1998 season.

Year	UT-AT	TT	TFL-Yds	Sack-Yds
1996	18-12	30	1-4	1.0-4
1997	34-37	71	2-3	0.0-0
1998	38-25	63	2-7	0.0-0
Totals	90-74	164	5-14	1.0-4

Isaac Cochran



#73, OL
2019-22
 Walter Camp second-team All-America honors ... first-team all-Mountain West in 2022.

Dee Dowis



#6, QB
1986-89
 Highest finisher in AFA history in the Heisman Trophy balloting with his sixth-place finish in 1989 ... Won the Downtown New York Athletic Club's Exemplary Player of the Year Award in 1989 ... Honorable mention

All-America selection by A.P. in 1989 ... Named the WAC's Offensive Player of the Year in 1989 ... Selected to play in the Hula Bowl ... Set a then-school-record for most yards rushing in a game with 249 vs. San Diego State in 1989 ... Became the fifth player in NCAA history and second at the Academy to rush and pass for over 1,000 yards in a season (1989) ... Inducted into AFA Athletics Hall of Fame in 2009.

Rushing				
Year	Att	Yds	TD	Lg
1986	24	39	1	9
1987	194	1,315	10	65
1988	153	972	12	69
1989	172	1,286	18	60
Totals	543	3,612	41	69

Passing				
Year	C-A	Pct.	Yds	TD-I
1986	10-29	.340	115	0-2
1987	45-112	.450	600	4-8
1988	41-96	.427	870	7-3
1989	67-140	.479	1,285	7-4
Totals	163-377	.432	2,870	18-17

Chris Gizzi




#51, ILB
1994, 96-97
 Named second-team All-America by the Football Writers and third team by A.P. in 1997 ... Two-time WAC Defensive Player of the Year (1996-97) ... Earned national defensive player of the

week honors vs. Colorado State in 1997 ... Selected to play in the Hula Bowl and East-West Shrine game ... Rolled up 179 total tackles to lead the WAC in 1997 ... Played professionally with the Green Bay Packers.

Year	UT-AT	TT	TFL-Yds	Sack-Yds
1994	6-13	19	0-0	0.0-0
1996	73-55	128	9-44	5.0-47
1997	69-110	179	16-50	5.0-40
Totals	148-178	326	25-94	10.0-87

Ron Gray



#4, KR
1989-91
 Named to the A.P. third team as a kick returner in 1989 ... Ranked among the national leaders in kickoff returns in 1989 with a 27.2 average ... His kickoff return average ranks seventh all-time in Academy history ... Career leader at the Academy in kickoff return average with a 27.2 norm.

Year	#	Yds	Avg.	Lg
1989	21	571	27.2	68

Chad Hall



#1, WRZ/TB
2005-07
 Named third-team All-America by Rivals.com as a return specialist in 2007 ... Honorable mention All-American choice by SI.com ... Named Mountain West Conference Offensive Player of the Year in 2007 ... Led the


MWC in rushing with 1,478 yards, the second-most in school history ... Caught a team-best 50 passes for 524 yards ... Set the school's single-game rushing record with 275 yards vs. Army, breaking the mark he'd set earlier in the year of 256 at Colorado State ... Set the school's single-game, single-season and career all-purpose yardage marks with 333 vs. Army, 2,683 for the 2007 season and 4,098 for his career from 2005-07 ... Was the only player in the nation to lead his team in rushing, receiving and all-purpose yards in 2007.

Rushing						
Year	G	#	Yds	Avg	TD	LG
2005	11	66	344	5.2	1	43 (CSU)
2006	12	155	784	5.1	5	38 (UNLV)
2007	13	230	1,478	6.4	15	58 (UNLV)
Total	36	451	2,606	5.8	21	

Receiving						
Year	G	#	Yds	Avg	TD	LG
2005	11	16	139	8.7	1	32 (CSU)
2006	12	11	117	10.6	1	38 (UNLV)
2007	13	50	524	10.5	1	49 (BYU)
Total	36	77	780	10.1	3	

All-Purpose					
Year	Rush	Rec.	PR	KR	Tot.
2005	66-344-1	16-139-1	2-18	1-13	514
2006	155-784	11-117	0-0	0-0	901
2007	211-1,478	46-524	14-176	19-505	2,683
Total	432-2,606	73-780	16-194	20-518	4,098


Steve Heil



#26, DB
1971-73
 Named third-team All-American by A.P. in 1973 ... Recorded five fumble recoveries in 1972 which is the second-most in a single season in AFA history.

Year	UT-AT	TT	TFL-Yds
1971	16-10	26	1-1
1972	54-48	102	3-8
1973	65-65	130	6-14
Totals	135-123	258	10-23

Chad Hennings



#87, DT
1984-87
 The most celebrated football player in Academy history ... Consensus All-America selection in 1987 ... Won the Outland Trophy and the Touchdown Club Lineman of the Year Award in 1987 ... Named the WAC's Defensive

Player of the Decade in the 1980s ... Selected to play in the Japan Bowl and the East-West Shrine game ... Academic All-American in 1986 and 1987 ... Owns three Super Bowl rings with the Dallas Cowboys ... Inducted into the GTE Academic All-America Hall of Fame in 1999 ... Joins former AFA greats Brock Strom, Rich Mayo and Chris Howard in the Hall of Fame ... Selected to the College Football Hall of Fame in 2006, joining Brock Strom and Scott Thomas as the only Air Force players inducted ... Inducted into the AFA Athletics Hall of Fame in 2007.


Year	UT-AT	TT	TFL-Yds	Sack-Yds
1985	47-24	71	19-140	Inc. TFL
1986	59-42	101	10-35	10-43
1987	48-39	87	7-20	24-182
Totals	154-105	259	36-195	34-225

Brett Huyser



#63, OL
2000-03
 Considered one of the top offensive linemen in the Fisher DeBerry era ... Earned fourth-team All-America honors in 2002 by *The Sporting News* ... ranked third on the team in knockdown blocks as a junior and senior.

Terry Isaacson



#17, QB
1961-63
 Earned Helms All-American honors in 1963 ... Led the Falcons in rushing with 801 yards and passing with 946 yards ... Also averaged 39.0 yards per punt and 15.0 yards per punt return ... Scored 13 touchdowns

in 1963 ... Inducted into the AFA Athletics Hall of Fame in 2009.

Passing

Year	CA	Pct.	Yds	TD-Int
1961	2-7	.286	70	0-0
1962	52-120	.433	591	3-0
1963	68-147	.463	946	5-10
Totals	122-274	.445	1607	8-10


Rushing

Year	Att	Yds	TD
1961	118	468	3
1962	110	384	2
1963	162	801	13
Totals	390	1,653	18

All-Purpose

Year	Rec.	PR	KR	Int
1961	19-239	16-142	0-0	3-43
1962	0-0	8-52	1-27	4-103
1963	0-0	1-15	0-0	0-0
Tot.	19-239	23-209	1-27	7-146

Johnny Jackson



#17, S
1978-81
 Earned Football Writers first-team and A.P. second-team honors in 1981 ... Selected to play in the Hula Bowl in 1981 ... First player in AFA history to earn first-team All-WAC honors (1981) ... Led the team in tackles in 1981 with 123 ... Also recorded two interceptions in 1981.

Year	TT	TFL-Yds	Int-TD
1978	55	0-0	1-0
1979	63	1-9	2-70
1980	99	3-5	2-46
1981	123	2-9	2-33
Totals	251	6-23	6-149

Ernie Jennings




#22, WR
1968-70
 Named to the Central Press All-America team in 1969 ... Selected to play in the College All-Star game in 1971 ... Consensus All-American in 1970 ... Caught a school-record 15 passes vs. Wyoming in 1969 ... School-record 235

yards receiving vs. the Cowboys in 1970 ... Finished eighth in the voting for the Heisman Trophy in 1970 ... Inducted into the AFA Athletics Hall of Fame in 2009 ... finalist for the College Football Hall of Fame.

Year	Att	Yds	TD
1968	23	374	2
1969	51	729	9
1970	74	1,289	17
Totals	148	2,392	28


John Kershner



#32, FB
1981-83
Football News third-team All-American in 1983 ... Ranks third all-time at Air Force in career rushing with 2,726 yards ... Scored 20 career touchdowns ... Rushed for a career-high 1,056 yards in 1982 ... Averaged 5.1 yards per carry during his career.

Year	Att	Yds	TD
1981	120	685	5
1982	226	1,056	7
1983	166	934	8
Totals	512	2,675	20


Mike Kirby



#82, WR
1980-83
 Named second-team All-American by *The Sporting News* in 1983 ... Team's leading receiver and punt returner for three seasons ... Recorded 38 catches for 862 yards and two touchdowns as a senior in 1983 ... Averaged 22.7 yards per catch in 1983, which ranks fourth all-time at AFA ... His 862 receiving yards are the third most in school history in a single season during the option era.

Year	Att	Yds	Avg	TD
1980	3	39	13.9	0
1981	35	415	11.9	0
1982	30	593	19.8	3
1983	38	862	22.7	2
Totals	106	1,909	18.0	5

Dave Lawson



**#64, PK
1972-75**

Named to the Football Writers team in 1974 and to the UPI and *Football News* second teams in 1975 ... Hit 19 of 28 field goals and 15 of 15 PATs in 1974 ... Also had 65 total tackles and four tackles for loss in 1975 ... Hit 51 career field goals which is a school record ... Selected to play in the 1976 Hula Bowl ... School-record holder for longest field goal (62 yards).

Year	PAT	FG	Pts
1972	28-29	8-15	52
1973	22-28	11-21	55
1974	13-15	19-31	70
1975	15-15	13-28	54
Totals	78-87	51-95	231

Chris MacInnis




**#12, P/PK
1991-93**

Named first-team All-American by UPI and second-team by A.P. in 1993 ... WAC Special Teams Player of the Year in 1993 ... AT&T Long Distance Award in 1993 with the nation's best punting average (47.0), second in AFA history.

Year	#	Yards	Avg.
1992	58	2,409	41.5
1993	49	2,303	47.0
Totals	107	4,712	44.0

Year	PAT	FG	Pts
1992	3-4	5-9	18
1993	33-34	9-14	60
Totals	36-38	14-23	78

Terry Maki




**#67, LB
1983-86**

Named first-team All-American in 1986 by Kodak ... Earned second-team honors by Football News and third-team honors by A.P. ... First-team All-WAC in 1985 and 1986 ... School-record 30 tackles vs. Notre Dame in 1985 ... Also had 25 tackles vs. Wyoming in 1986 ... Inducted into the Air Force Athletics Hall of Fame in 2021.

Year	UT-AT	TT	TFL-Yds
1983	--	6	2-9
1984	--	137	5-19
1985	64-73	137	13-71
1986	90-105	195	4-21
Totals	154-178	475	24-120

Carlton McDonald



**#3, CB
1989-92**

Consensus All-American in 1992 ... Finalist for the Jim Thorpe Award as the nation's top defensive back ... Ranks second all-time at AFA with 16 career interceptions ... Set a school record with three blocked kicks vs. Colorado St. in 1990 ... Ranks third at the Academy in career blocked kicks with eight ... Inducted into the Air Force Athletics Hall of Fame in 2013.

Year	UT-AT	TT	TFL-Yds	Int-Yds-TD
1989	2-0	2	0-0	0-0-0
1990	25-11	36	1-8	2-10-0
1991	38-24	62	5-12	6-76-1
1992	34-17	51	3-10	8-109-1
Totals	99-52	151	9-30	18-195-2

Frank Mindrup



**#74, OG
1996-98**

Named third-team All-American by the American Football Foundation in 1998 ... School record-holder for knockdown blocks in a single-season with 302 in 1997 ... The career record holder with 642 ... Led the team with 226 knockdowns in 1998.

Orderia Mitchell



**#58, OC
1970-72**

Named second-team A.P. All-American in 1972 ... Also named to the second-team by Gridiron ... Second-team All-American in 1971 by Black Sports ... The "Big O" was also named to the sophomore All-America team in 1970 while helping the team to a 9-2 regular season.

Beau Morgan




**#12, QB
1994-96**

Named third-team All-American as an all-purpose back by A.P. in 1996 ... Became the first player in NCAA history to rush and pass for over 1,000 yards twice (1995-96) ... WAC Offensive Player of the Year in 1996 ... Finalist for the Davey O'Brien National Quarterback Award in 1996 ... School-record holder for career rushing touchdowns with 42 ... Finished 10th in the voting for the 1996 Heisman Trophy.

Year	Att	Yds	TD	Lg
1994	140	600	5	62
1995	229	1,285	19	55
1996	225	1,494	18	77
Totals	594	3,379	42	77

Year	C-A	Pct.	Yds	TD-Int
1994	41-89	.461	873	5-2
1995	90-169	.533	1,165	12-7
1996	95-180	.528	1,210	8-6
Totals	226-438	.516	3,248	25-15

Gene Ogilvie



**#70, DE
1970-72**

Third-team UPI All-American in 1971 while helping AFA to the Sugar Bowl ... Team captain of the 1971 team ... Ended his career with 58 total tackles in 1972 while earning second-team UPI All-America honors.

Year	UT-AT	TT	TFL-Yds
1970	33-17	50	6-34
1971	37-24	61	17-97
1972	27-31	58	7-30
Totals	97-72	169	30-161

Reggie Rembert



**#8, DB
2007-10**

First-team All-American by AFCA ... third-team All-American by A.P. ... first-team all-Mountain West Conference in 2009 and 2010 ... 19 career turnovers (9 INT, 5 FF, 5 FR).

Year	UT-AT	TT	TFL-Yds	int-Yds
2007	14-8	22	0.0-0	0-0
2008	52-14	66	8.5-37	3-23
2009	31-12	43	3.5-15	3-13
2010	32-19	51	2.0-4	3-31
Totals	129-53	182	8-40	9-67

Brad Roberts




#20, FB
2019-22

College Football Network third-team All-American ... 2022 Mountain West offensive player of the year ... led the nation in rushing in 2022 with Air Force single-season record 1,728 yards ... two-time Mountain West rushing leader (2021-22) ... two-time first-team all-MW selection ... single season (345) and career (707) record holder for carries ... single-season (11) and career (20) holder for 100-yard rushing games.

Rushing

Year	Att	Yds	TD	Lg
2020	64	461	5	44
2021	298	1,352	13	33
2022	345	1,728	17	71
Totals	707	3,541	35	


Joe Rodwell



#54, OC
1961-63

Helms All-American in 1963 ... Anchored the offensive line that helped the team average 4.6 yards per carry on offense.

Tom Rotello



#45, DB
1983-86

Named second-team All-American by Football News in 1986 ... Second in AF history in pass interceptions with 17 ... Recorded a school-record eight interceptions in 1985.

Year	UT-AT	TT	TFL-Yds	Int-Yds-TD
1983	--	17	0-0	2-28-0
1984	--	67	1-1	2-89-0
1985	45-23	68	2-6	8-101-2
1986	38-53	91	1-2	5-78-0
Totals	83-76	243	4-9	17-296-2

Anthony Schlegel




#51, ILB
2001-02

Earned third-team freshman All-American honors by The Sporting News ... First-team all-Mountain West Conference as a sophomore ... Left school to attend Ohio State following his sophomore year ... drafted in the third round of the 2006 NFL draft by the New York Jets.

Year	UT-AT	TT	TFL-Yds
2001	26-22	48	4.0-9
2002	54-64	118	10.0-54
Totals	80-86	146	14.0-63

Dave Schreck




#79, OG
1980-82

Named third-team All-American by the Associated Press in 1982 ... first-team All-WAC in 1982 ... Academy's first offensive lineman to earn all-WAC honors ... selected as the AFA Athlete of the Year and the WAC Student-Athlete of the Year in 1983.

Athlete of the Year in 1983.

Mark Simon



#39, P
1984-86

Earned Scripps-Howard All-America honors in 1985 while leading the nation in punting ... Set the school single-season record for punting average in 1985 with a 47.3 mark ... Averaged 43.7 per punt in 1986 ... A career 44.4 punting average in three seasons is the Academy record ... First-team all-conference in 1985.

Year	#	Yards	Avg.
1984	48	2,023	42.1
1985	53	2,506	47.3
1986	63	2,754	43.7
Totals	164	7,283	44.4

Neal Starkey



#47, DB
1965-67

Earned third-team A.P. All-America honors in 1967 ... Led the team in punt returns and was second in kickoff returns ... Pre-season All-America honors in 1966 ... Named to the Playboy Magazine All-America team in 1966.

Weston Steelhammer



#8, S
2013-16


Earned second-team All-American honors by the Associated Press and third-team honors from The Sporting News in 2016 ... The Academy's career leader in interceptions with 18 ... Tied for second in Mountain West

history in career interceptions ... Led the team in tackles in 2015 and 2016 ... Led the team in interceptions three years, 2014-16 ... Finalist for the Lott IMPACT Trophy in 2016 ... Earned East-West Shrine

Bowl Pat Tillman Award.

Year	G	U-AT	TT	TFL	Sacks	Int
2013	8	4-3	7	0-0	0-0	0
2014	13	42-19	61	6.0-19	3.0-16	6
2105	14	46-34	80	10.5-33	1.0-9	5
2016	13	47-33	80	4.5-23	1.0-23	7
Total	48	139-89	228	21-75	5.0-48	18

Brock Strom



#75, OT
1956-58

The Academy's first consensus All-American ... Earned the honor in 1958 while leading Air Force to the Cotton Bowl and an undefeated season (9-0-2) ... Inducted into the GTE Academic All-America Hall of Fame, the

first athlete from the Academy inducted.

Scott Thomas



#29, S
1982-85

Named first-team All-American in 1985 by Kodak, Walter Camp and the Football Writers ... Earned second-team honors from A.P. ... First-team All-WAC in 1985 ... Recorded a punt return,

kickoff return and interception return for touchdowns all in 1985 ... Consensus All-American in 1985 ... Inducted into the Air Force Athletics Hall of Fame in 2011 ... Inducted into the College Football Hall of Fame in 2012.

Year	UT-AT	TT	TFL-Yds	Int-Yds-TD
1983	--	7	1-1	0-0-0
1984	--	125	2-4	4-20-0
1985	57-32	89	1-2	6-72-1
Totals	57-32	221	4-7	10-92-1

Trey Taylor



#7, S
2019-23

Named first-team All-American by the AFCA and third-team by Associated Press in 2023 ... Won the 2023 Paycom Jim Thorpe Award as the nation's top defensive back ... the second major award winner in AF history

... won the Defender of the Nation Award for excellence on and off the field ... first-team all-MW and all-Colorado ... named Colorado Collegiate Male Athlete of the Year ... won the Pat Tillman Award at the East-West Shrine Game.

Year	G	U-A-T	TFL	Sacks	INT
2023	13	40-34-74	4.5-18	0.5-3	3-97
2022	13	41-28-69	4.5-18	1.0-15	2-15
2021	10	39-23-62	1.5-15	1.0-11	1-0
Total	36	120-82-205	10.5-51	2.5-30	6-112

COLLEGE FOOTBALL HALL OF FAME

Four former Falcons have reached the pinnacle of their sport by getting inducted into the College Football Hall of Fame.

Brock Strom, a 1959 Academy graduate, was inducted into the Hall of Fame in 1985. Strom was a consensus All-American in 1958 and the captain of Air Force's only undefeated team in school history. He played an instrumental role in the 1958 team that finished 9-0-2 and played in the Cotton Bowl.

Chad Hennings, a 1988 Academy graduate, was inducted into the Hall of Fame in 2006. A unanimous first-team All-America selection in 1987, Hennings received the Outland Trophy as the nation's top interior lineman. A two-time first-team all-conference selection, he is a member of the Western Athletic Conference all-time team and was named WAC defensive player of the decade for the 1980s. He is a two-time first-team Academic All-American and is also a member of the Academic All-America Hall of Fame. Although he was drafted by the Dallas Cowboys in the 1988 NFL Draft, Hennings fulfilled a four-year military commitment, serving during the first Gulf War. In 1992, he rejoined the Cowboys and embarked on a nine-year NFL career that brought him three Super Bowl titles.

Long-time coach Fisher DeBerry was inducted in 2011, the first year he was eligible to be on the ballot. DeBerry served as head coach at Air Force for a brilliant 23-year career which concluded with his retirement on Dec. 15, 2006. He led 17 of his 23 teams to winning records and 12 captured a bowl bid, posting a 6-6 record. His career record of 169-109-1 is the best in school history in terms of games won and winning percentage. He coached the Falcons to three conference championships. The team won a share of the Western Athletic Conference championship in 1985, his second season, and again in 1995. In 1998, DeBerry guided the team to its first outright title with the WAC Mountain Division championship and a win over Brigham Young in the title game in Las Vegas. He was named WAC Coach of the Year for the third time in his career. The 1998 team's 12-1 record completed the first back-to-back 10-win seasons in school history following a 10-3 campaign the previous year. The 1998 squad finished the season ranked 10th nationally. His Falcons dominated the Commander-in-Chief's Trophy series with archrivals Army and Navy. Air Force won the trophy 14 times and shared it once in DeBerry's tenure. He compiled a remarkable 35-11 record against the Black Knights and Midshipmen and is the winningest coach in service academy history.


Scott Thomas, a 1986 graduate, joined the group as part of the class of 2012. Thomas was a consensus All-American in 1985 while leading the Falcons to a school-best 12-1 record, a No. 5 national ranking and victory over Texas in the Bluebonnet Bowl. He led the team in interceptions with six that season and became just the seventh player in NCAA history at the time to have a kickoff, punt and interception return for a touchdown in the same season.

Former Air Force coach, L.T. "Buck" Shaw was inducted into the Hall of Fame in 1972. Shaw coached the Falcons in 1956 and 1957. Shaw is most known for his seven stellar seasons at Santa Clara, but also coached at North Carolina State, Nevada and California, as well as two stops in the NFL with San Francisco and Philadelphia.

Strom, 1985





Hennings, 2006



DeBerry, 2011



Thomas, 2012



TEAM MOST VALUABLE PLAYER AWARDS

Most Valuable Offensive Player

1959.....Steve Galios, FB
 1960.....Mike Quinlan, HB
 1961.....Rich Mayo, QB
 1962.....Rob McNaughton, QB
 1963.....Terry Isaacson, QB
 1964.....John Lorber, HB
 1965.....Steve Amdor, FB
 1966.....Paul Stein, QB
 1967.....Lloyd Duncan, DB
 1968.....Neal Starkey, DB
 1969.....Dennis Ryll, FB
 1970.....Gary Baxter, QB
 1971.....Ernie Jennings, FL
 1972.....Brian Bream, TB
 1973.....Joel Carlson, TB
 1974.....Rich Haynie, QB
 1975.....Mike Mark, TB/DB
 1976.....Ray Wild, Rover
 1977.....Ken Wood, TB
 1978.....Jack Kucera, LB
 1979.....Dave Ziebart, QB
 1980.....Shelby Ball, TB
 1981.....Johnny Jackson, DB
 1982.....Dave Carraway, DB
 1983.....John Kershner, FB
 1984.....John Kershner, FB
 1985.....Scott Thomas, DB
 1986.....Scott Thomas, DB
 1987.....Tom Rotello, DB
 1988.....Dee Dowis, QB
 1989.....Greg Johnson, HB
 1990.....Randle Gladney, LB
 1991.....Rodney Lewis, FB
 1992.....Jason Jones, FB
 1993.....Vergil Simpson, LB
 1994.....Wayne Young, HB
 1995.....Jeremy Johnson, HB
 1996.....Jake Campbell, HB
 1997.....Tim Curry, DB
 1998.....Jemal Singleton, HB
 1999.....Scotty McKay, HB
 2000.....Ryan Fleming, WR
 2001.....Keith Boyea, QB
 2002.....Leotis Palmer, HB
 2003.....Darnell Stephens, HB
 2004.....Darnell Stephens, HB
 2005.....Jason Brown, WR
 2006.....Chad Hall, HB
 2007.....Shaun Carney, QB*
 2008.....Travis Dekker, TE*
 2009.....Peter Lusk, OG
 2010.....Tim Jefferson, QB
 2011.....Tim Jefferson, QB
 2012.....Cody Getz, RB
 2013.....Michael Husar, Jr., OL
 2014.....Michael Husar, Jr., OL
 2015.....Karson Roberts, QB
 2016.....Jalen Robinette, WR
 2017.....Alex Norton, OL
 2018.....Ronald Cleveland, WR
 2019.....Scott Hattok, OL
 2020.....Parker Ferguson, OL
 2021.....Brad Roberts, FB
 2022.....Haaziq Daniels, QB
 2023.....John Lee Eldridge III, RB

Most Valuable Defensive Player

1959.....Dave Phillips, Tackle
 1960.....Sam Hardage, End
 1961.....Bob Brickey, End
 1962.....Ken Needham, Guard
 1963.....Bill Hentges, Guard
 1964.....Dave Sicks, Center
 1965.....Joe O’Gorman, Center
 1966.....Scott Jackson, Guard

1967.....Jim Hogarty, Punter/DE
 1968.....Ken Zagzebski, NG
 1969.....Ken Hamlin, DT
 1970.....Dennis Leuthauser, K/LB
 1971.....Phil Bauman, LB
 1972.....Darryl Haas, LB/P
 1973.....Eugene Ogilvie, DE
 1974.....Jim Morris, LB
 1975.....Terry Young, DT
 1976.....Dave Lawson, LB/K
 1977.....Mark Kenny, Middle Guard
 1978.....Dave Hennings, DE
 1979.....Ryan Williams, DT
 1980.....Ryan Williams, DT
 1981.....Mike France, LB
 1982.....Al Wiley, OG
 1983.....Ricard Smith, C
 1984.....Charlie Heath, DE
 1985.....Chris Funk, DT
 1986.....Joe Jose, OG
 1987.....Chris Findall, OT
 1988.....John Steed, NG
 1989.....James Payne, OT
 1990.....Scott Hollister, OT
 1991.....Steve Brennan, NT
 1992.....Steed Lobotzke, OT
 1993.....Chris Baker, NG
 1994.....Chad Mathis, OT
 1995.....Johnny Harrison, LB
 1996.....Bret Cillissen, OT
 1997.....Chris Gizzi, LB
 1998.....Bryce Fisher, DT
 1999.....Shawn Thomas, DT
 2000.....Ben Miller, OT
 2001.....Ben Miller, OT
 2002.....Brett Huyser, OG
 2003.....Brett Huyser, OG
 2004.....Ross Weaver, OT
 2005.....Ross Weaver, OT
 2006.....Drew Fowler, LB
 2007.....Drew Fowler, LB
 2008.....Jake Paulson, DE
 2009.....Chris Thomas, DB
 2010.....Rick Ricketts, DL
 2011.....Brady Amack, LB
 2012.....Brian Lindsay, DB
 2013.....Christian Spears, DB
 2014.....Jordan Pierce, LB
 2015.....Weston Steelhammer, DB
 2016.....Ryan Watson, DL
 2017.....Jack Flor, LB
 2018.....Mosese Fifita, DL
 2019.....Kyle Johnson, ILB
 2020.....Elisha Palm, DB
 2021.....Tre Bugg III, DB
 2022.....Vince Sanford, OLB
 2023.....Bo Richter, OLB

Note: The MVP award didn’t start until 1963. Special teams MVP started in 1999.

* - The awards changed names from 2007 to the present.

Most Valuable Player

1963.....Skinner Simpson, End
 1964.....Terry Isaacson, QB
 1965.....Steve Amdor, FB
 1966.....Paul Stein, QB
 1967.....Lloyd Duncan, DB
 1968.....Neal Starkey, DB
 1969.....Dick Swanson, OB
 1970.....Dennis Leuthauser, P/LB
 1971.....Ernie Jennings, FL
 1972.....Darryl Haas, P/LB
 1973.....Orderia Mitchell, C
 1974.....Jim Morris, LB
 1975.....Rob Farr, SE

1976.....Ray Wild, Rover
 1977.....Mark Kenny, NG
 1978.....Jack Kucera, LB
 1979.....Tom Foertsch, LB
 1980.....Dave Ziebart, QB
 1981.....Johnny Jackson, Safety
 1982.....Marty Louthan, QB
 1983.....Marty Louthan, QB
 1984.....Bart Weiss, QB
 1985.....Bart Weiss, QB
 1986.....Pat Evans, FB
 1987.....Chad Hennings, DT
 1988.....Anthony Roberson, HB
 1989.....Dee Dowis, QB
 1990.....Brian Hill, LB
 1991.....Rob Perez, QB
 1992.....Carlton McDonald, DB
 1993.....Chris MacInnis, P/PK
 1994.....Johnny Harrison, LB
 1995.....Beau Morgan, QB
 1996.....Beau Morgan, QB
 1997.....Chris Gizzi, LB
 1998.....Blane Morgan, QB
 1999.....Scotty McKay, HB
 2000.....Mike Thiessen, QB
 2001.....Keith Boyea, QB
 2002.....Chance Harridge, QB
 2003.....Marchello Graddy, ILB
 2004.....John Rudzinski, ILB
 2005.....Jason Brown, WR
 2006.....Drew Fowler, LB
 2007.....Chad Hall, WR-Z/TB
 2008.....Chris Thomas, SS
 2009.....Ben Garland, NG
 2010.....Reggie Rembert, DB
 2011.....Jon Davis, DB
 2012.....Alex Means, LB
 2013.....Anthony LaCoste, RB
 2014.....Kale Pearson, QB
 2015.....Alex Hansen, DL
 2016.....Weston Steelhammer, DB
 2017.....Grant Ross, LB
 2018.....Jeremy Fejedelem, DB
 2019.....Mosese Fifita, DL
 2020.....Nolan Laufenberg, OL
 2021.....Jordan Jackson, DL
 2022.....Brad Roberts, FB
 2023.....Trey Taylor, DB

Most Valuable Lineman/Special Teams

1999.....Jackson Whiting, PK
 2000.....Dave Adams, PK
 2001.....Justin Pendry, DT
 2002.....Joey Ashcroft, PK
 2003.....Andrew Martin, P
 2004.....Michael Greenaway, PK
 2005.....Mark Carlson, DB
 2006.....Hunter Altman, Safety
 2007.....John Rabold, OLB
 2008.....Ryan Harrison, PK/P
 2009.....Brandon Geyer, P
 2010.....A.J. Wallerstein, OL
 2011.....A.J. Wallerstein, OL
 2012.....Jason Kons, OL
 2013.....Will Conant, PK
 2014.....Will Conant, PK
 2015.....Luke Strebel, PK/P
 2016.....Luke Strebel, PK/P
 2017.....Luke Strebel, PK
 2018.....Griffin Landrum, OL
 2019.....Jake Koehnke, PK
 2020.....George Silvanic, DL
 2021.....Hawk Wimmer, OL
 2022.....Christopher Herrera, DL
 2023.....Thor Paglialong, OL

MAJOR AWARD WINNERS

NCAA Post Graduate Scholarship

1964-65	Ed Fausti
1966-67	Jim Hogarty
1967-68	Ken Zagzebski
1968-69	Richard Rivers
1968-69	Charles Longnecker
1969-70	Al Wurglitz
1970-71	Ernie Jennings
1970-71	Bob Parker
1971-72	Darryl Haas
1972-73	Mark Prill
1974-75	Joe Debes
1983-84	Jeff Kubiak
1985-86	Derek Brown
1987-88	Chad Hennings
1988-89	David Hlatky
1989-90	Steve Wilson
1990-91	Chris Howard
1991-92	Ron James
1992-93	Scott Hufford
1994-95	Preston McConnell
1995-96	Bret Cillessen
1996-97	Carlton Hendrix
1998-99	Charles "Spanky" Gilliam
1999-00	Cale Bonds
2000-01	Scott Becker

National Football Foundation College Hall of Fame Scholarship

1969-70	Charles Longnecker
1970-71	Bob Parker
1971-72	Darryl Haas
1972-73	Bob Homburg
1978-79	Tom Foertsch
1979-80	Jim Tubbs
1981-82	Mike France
1982-83	Dave Schreck
1983-84	Jeff Kubiak
1984-85	Derek Brown
1088-89	David Hlatky
1990-91	Chris Howard
2000-01	Scott Becker

Rhodes Scholarship

1962	Bob Baxter
1965	Bart Holaday
1970	Al Wurglitz
1990	Chris Howard

Academy Wing Commanders

(Highest Ranking Cadet)	
1964	James Ingram (fall) T. Allan McArtor (spring)
1965	Bart Holaday
1967	Richard Cathcart
1971	Virgil Staponski
1989	Scott Salmon
2006	Andy Gray
2016	Kristov George

Academic All-America Hall of Fame

1991	Brock Strom
1994	Rich Mayo
1999	Chad Hennings
2003	Chris Howard

Outland Trophy

1987	Chad Hennings
------	---------------

Jim Thorpe Award

2023	Trey Taylor
------	-------------

Vincent dePaul Draddy Fellowship

1990	Chris Howard
------	--------------

Air Force Male Athlete of the Year

1959	Brock Strom
1961	Rich Mayo
1963	Skinner Simpson
1964	Terry Isaacson
1968	Neal Starkey
1969	Ken Hamlin
1970	Dennis Leuthauser
1971	Ernie Jennings
1973	Orderia Mitchell
1976	Dave Lawson
1977	T.G. Parker
1979	Tom Foertsch
1980	Dave Ziebart
1982	Johnny Jackson
1983	Dave Schreck
1984	Marty Louthan
1985	Chris Funk
1986	Bart Weiss
1987	Terry Maki
1988	Chad Hennings
1990	Dee Dowis
1991	Brian Hill
1992	Rob Perez
1993	Carlton McDonald
1994	Chris MacInnis
1995	Johnny Harrison
1997	Beau Morgan
1998	Chris Gizzi
1999	Blane Morgan
2001	Mike Thiessen
2007	Chad Hall
2016	Weston Steelhammer
2020	Parker Ferguson
2023	Trey Taylor

Conference Special Teams

Player of the Year	
1993	Chris MacInnis, PK
2014	Will Conant, PK

Conference Offensive

Player of the Year	
1985	Bart Weiss, QB
1989	Dee Dowis, QB
1996	Beau Morgan, QB (Pacific Division)
1998	Blane Morgan, QB (Mtn Division)
2000	Mike Thiessen, QB
2007	Chad Hall, WR/RB
2022	Brad Roberts, FB

Conference Defensive

Player of the Year	
1984	Chris Funk, DT
1987	Chad Hennings, DT
1991	Carlton McDonald, DB
1992	Carlton McDonald, DB
1996	Chris Gizzi, ILB (Pacific Division)
1997	Chris Gizzi, ILB (Pacific Division)
1998	Bryce Fisher, DT (Mtn Division)

Conference Coach of the Year

1985	Fisher DeBerry
1995	Fisher DeBerry
1998	Fisher DeBerry (Mtn Division)
2007	Troy Calhoun

Conference Freshman of the Year

2008	Tim Jefferson, QB
------	-------------------

NFLPA Service Academy

Player of the Year	
2010	Reggie Rember

AFCA Good Works Team

2019	Isaiah Sanders
------	----------------

HEISMAN TROPHY

Year		Finish
1963	Terry Isaacson	8th
<i>Winner: Roger Staubach, Navy</i>		
1970	Ernie Jennings	8th
<i>Winner: Jim Plunkett, Stanford</i>		
1989	Dee Dowis	6th
<i>Winner: Andre Ware, Houston</i>		
1996	Beau Morgan	10th
<i>Winner: Danny Wuerffel, Florida</i>		

Defender of the Nation Award

2019	Kyle Johnson
2023	Trey Taylor

Witten Collegiate Man of the Year Award

2019	Isaiah Sanders, finalist
------	--------------------------

Air Force Athletic Leadership Award

1961	Bob Brickey
1964	Darryl Bloodworth
1970	Gary Baxter
1973	Mark Prill
1975	Mike Mark
1977	Dave Reiner
1979	Steve Hoog
1982	Mike France
1983	Richard Smith
1995	Steve Russ
1999	Tim Curry
2001	Scotty McKay
2004	John Rudzinski
2009	Nick Charles
2015	Alex Hansen
2019	Isaiah Sanders

Air Force Scholar-Athlete Award

1965	Bart Holaday
1968	Carl Janssen
1970	Al Wurglitz
1973	Bob Homburg
1984	Jeff Kubiak
1993	Grant Johnson
2000	Cale Bonds
2012	AJ Wallerstein
2019	Kyle Johnson

Air Force Athletic Excellence Award

1959	Larry Thompson
1960	John Kuenzel
1961	Mike Quinlan
1963	Wilson Parma
1964	Parke Hinman
1965	John Puster
1967	Jim Hogarty
1969	Barry Cline
1971	Ernie Jennings
1972	Darryl Haas
1985	Tom Coleman
1986	Scott Thomas
1989	David Hlatky
1999	Bryce Fisher
2010	Reggie Rember
2020	Nolan Laufenberg

Air Force Athletic Achievement Award

2014	Kale Pearson
2022	Brad Roberts

East-West Shrine Bowl Pat Tillman Award

2016	Weston Steelhammer
2023	Trey Taylor

TEAM CAPTAINS / ALL-STAR GAMES

Football Team Captain(s)

1955	Brock Strom, John White
1956	Charles Zaleski, Larry Thomson
1957	Brock Strom, Charles Zaleski
1958	Brock Strom
1959	Howard Bronson
1960	Mike Quinlan
1961	Bob McDonough
1962	Skinner Simpson
1963	Terry Isaacson, Todd Jagerson
1964	Wendell Harkleroad, Dick Czarnota
1965	Paul Stein
1966	Lloyd Duncan, Scott Jackson
1967	Neal Starkey
1968	Dick Swanson
1969	Gary Baxter, Ed Epping
1970	Cyd Maattala, Virgil Staponski
1971	Brian Bream, John Greenlaw
1972	Orderia Mitchell, Gene Ogilvie
1973	Rich Haynie, Jim Morris
1974	Larry Fariss, Terry Young
1975	Chris Milodragovich, Randy Spetman
1976	Mark Kenny, Ken Wood
1977	Jack Kucera, Jim Weidmann
1978	Tom Foertsch, Steve Hoog
1979	Randy Williams, Dave Ziebart
1980	Mike Bloomfield, Scott Schafer
1981	Ed Antoine, Mike France
1982	Johnny Jackson
1983-88	All Seniors
1989	Dee Dowis, Lance McDowell, Scott Hollister, Randall Gladney, Tom Kafka
1990	Lane Beene, Brian Hill, Rodney Lewis, J.T. Tokish
1991	Rob Perez, Joe Wood, Shanon Yates
1992	Chris Baker, Jarvis Baker, Carlton McDonald
1993	Mike Black, Scott Teigen, Wayne Young
1994	Game Captains
1995	Game Captains
1996	Chris Gizzi, Lee Guthrie, Beau Morgan
1997	Chris Gizzi, Jemal Singleton, Jeff Mohr
1998	Blane Morgan, Jemal Singleton, Tim Curry, Jason Sanderson
1999	Game Captains
2000	Nate Beard, Matt Pommer, Mike Thiessen, Ben Miller
2001	Keith Boyea, Ben Miller, Zach Johnson
2002	Bryan Blew, Leotis Palmer, Tom Heier, Jeff Overstreet, Trevor Hightower, Anthony Schlegel
2003	Jeff Overstreet, Trevor Hightower, Joe Schieffer, Chance Harridge, Brett Huyser, Monty Coleman, John Rudzinski
2004	Adam Cole, Dan Shaffer, Ryan Carter, John Rudzinski, Alec Messerall
2005	Russ Mitscherling, Ross Weaver, Jon Wilson

College All-Star Games

COLLEGE ALL-STAR GAME (Chicago, Ill.) -- Ed Epping (DT), 1970; Dennis Leuthauser (MG-K), 1970; Ernie Jennings (FLK), 1971

EAST-WEST SHRINE (Palo Alto, Calif.) -- Rich Mayo (QB), 1960; Paul Stein (QB), 1965; Lloyd Duncan (DHB), 1966; Neal Starkey (DHB), 1967; Bob Farr (SE), 1974; Sean Pavlich (K), 1983; Ben Martin (1966, 1967 coach & 1974 head coach); Buck Shaw (coach), 1958; Chad Hennings (DT), 1987; J.T. Tokish (ILB), 1990; Steed Lobotzke (OL), 1991; Carlton McDonald (CB), 1992; Steve Russ (ILB), 1994; Chris Gizzi (ILB), 1997; Bryce Fisher (DT), 1998; David Hildebrand (OL), 2000; Zach Johnson (NG), 2001; Wes Crawley (DB), 2002; Brett Huyser (OL), 2003; John Rudzinski (LB), 2004; (Houston, Texas) Robert Kraay (OL), 2006; Drew Fowler (ILB), 2007; Chris Thomas (DB), 2009; Jason Kons (OL), 2012; Anthony LaCoste (RB), 2013; Weston Steelhammer (DB), 2016; Jalen Robi-nette (WR), 2016; Trey Taylor (DB), 2023

NORTH-SOUTH SHRINE (Miami, Fla. - Pontiac, Mich.) -- Gary Baxter (QB), 1969; Dennis Leuthauser (MG-K), 1969; George Rayl, C, 1969; Gene Ogilvie (DE), 1972; Ben Martin (coach), 1976

COACHES' ALL-AMERICA (Lubbock, Texas) -- Dennis Leuthauser (MG-K), 1970; Ernie Jennings (FLK), 1971

AMERICAN BOWL (Tampa, Fla.) -- Sam Hardage (WR), 1960; Dick Swanson (OT), 1968; Gary Baxter (RB), 1969; George Rayl (C), 1969

BLUE-GRAY (Montgomery, Ala.) -- Ben Martin (head coach), 1959; Bill Manning (FLK), 1965; Ken Hamlin (OT), 1968; Charlie Longnecker (SE), 1969; Steve Russ (ILB), 1994; Beau Morgan (QB), 1996; Alex Pupich (OLB), 1996; Steve Fernandez (OLB), 1997; Frank Staine-Pyne (DB), 1997; Matt Farmer (WR), 1999; Ryan Fleming (WR), 2001

SENIOR BOWL (MOBILE, ALA.) -- Jalen Robi-nette (WR), 2016; Jordan Jackson (DL), 2021

HULA BOWL (Honolulu, Hawaii) -- Terry Isaacson (QB), 1964; Joe Rodwell (C), 1964; Ken Hamlin (OT), 1969; Orderia Mitchell (C), 1973; Jim Morris (LB), 1974; Dave Lawson (LB-K), 1976; Ryan Williams (DT), 1980; Johnny

Jackson (SAF), 1981; Dave Schreck (OG), 1982; John Kershner (HB), 1983; Chris Funk (DT), 1984; Mike Brown (HB), 1984; Scott Thomas (SAF), 1985; John Ziegler (DT), 1985; Terry Maki (LB), 1986; Tom Rotello (CB), 1986; Dave Hlatky (OG), 1988; Dee Dowis (QB), 1989; Shanon Yates (FAL), 1991; Carlton McDonald (CB), 1992; Johnny Harrison (OLB), 1994; Beau Morgan (QB), 1996; Cameron Curry (DT), 1996; Chris Gizzi (ILB), 1997; Tim Curry (DB), 1998; Bryce Fisher (DT), 1998; Frank Mindrup (OL), 1998; Matt Farmer (WR), 1999; Corey Nelson (OLB), 2000; Ben Miller (OL), 2001; Leotis Palmer (HB), 2002; Alec Messerall (WR), 2004; Jason Brown (WR), 2005; Ross Weaver (OL), 2005; Gilberto Perez (DE), 2006; John Rabold (OLB), 2007; Mosese Fifita (DL), 2019; Parker Ferguson (OL), 2020; Milton Bugg III (DB), 2021

COPPER BOWL (Phoenix, Ariz.) -- Daniel Johnson (OG), 1959; George Pupich (K), 1959; Monte Moorberg (FB), 1960; Mike Quinlan (HB), 1960

JAPAN BOWL (Tokyo-Yokohama, Japan) -- Steve Hoog (FLK), 1979; Tom Schluckebier (DT), 1981; John Kershner (OHB), 1983; Sean Pavlich (K), 1983; Chris Funk (DT), 1984; Dwan Wilson (CB), 1985; Chad Hennings (DT), 1987; Randle Gladney (LB), 1989; Brian Hill (ILB), 1990; Joe Wood (K), 1991; Carlton McDonald (CB), 1992

ALL-AMERICAN BOWL (Tucson, Ariz.) -- Sam Hardage (OE), 1960; Mike Quinlan (HB), 1960

GRIDIRON CLASSIC (Orlando, Fla.) -- Craig Thorstenson (ILB), 1999; Mike Thiessen (QB), 2000

COLLEGE ALL-STAR GAME (Montgomery, Ala.) -- Alex Means (OLB), 2012

MEDAL OF HONOR SENIOR GAME (Charleston, S.C.) -- Will Conant (PK), 2014

NFL-PA All-Star Game (Pasadena, CA) -- Austin Cutting (LS), 2018; Scott Hattok (OL), 2019

TROPICAL BOWL (ORLANDO, FL) -- Isaac Cochran (OL), 2022

2006	Shaun Carney, Curtis Grantham, Gilberto Perez, Chris Sutton
2007-13	Game Captains
2014	Kale Pearson, Christian Spears, Michael Husar, Jr., Joey Nichol
2015	Alex Hansen, A.J. Ruechel, Connor Healy
2016	Weston Steelhammer, Jacobi Owens, Nate Romine, Patrick Healy
2017	Alex Norton, Grant Ross, Luke Strebel, Santo Coppola
2018	Griffin Landrum, Marcus Bennett, Micah Capra

2019	Kyle Johnson, Scott Hattok, Jeremy Fejedelem, Donald Hammond III, Jordan Jackson, Mosese Fifita
2020	Game Captains
2021	Demonte Meeks, Jordan Jackson, Milton Bugg III, Corvan Taylor
2022	Brad Roberts, Isaac Cochran, Haaziq Daniels, TD Blackmon, Vince Sanford
2023	Thor Paglialong, Trey Taylor, Bo Richter

ACADEMIC

1980- Mike Bloomfield, LB; Kevin Ewing, DB; Mike France, LB; Rob Renaud, LB

1981- Kevin Ewing, LB; Mike France, LB; Dave Schreck, OG; Jeff Kubiak, P

1982- No team selected

1983- No team selected

1984- Mark Melcher, OG; Larry Nicklas, NG; John Ziegler, DT; Dick Clark, LB

1985- No team selected

1986- Jim Tomallo, QB; Chad Hennings, DT

1987- David Hlatky, OG; Rob Krause, OB; Tim Kosmatka, OB; Chad Hennings, DL; Derick Larson, LB; Scott Salmon, DB

1988- David Hlatky, OG; James Hecker, DB; Scott Salmon, DB; Tim Kosmatka, FB; J.T. Tokish, LB; Terry Walker, LB

1989- Chris Howard, HB; J.T. Tokish, LB; Steve Wilson, OG; Paul Walski, C

1990- Chris Howard, HB; Lee Jones, TE; Paul Walski, C; J.T. Tokish, LB

1991- Ron James, OG; Steed Lobotzke, OT; David Mott, TE; Scott Hufford, WR; Grant Johnson, ILB; Vergil Simpson, OLB; Peter Wilkie, TE

1992- Grant Johnson, LB; Scott Hufford, WR; Tom Thomsen, WR; Curtis Sutton, DT

1993- Parks Hughes, HB; Gil Sanders, FS; Preston McConnell, QB; Steve Russ, ILB; Curtis Sutton, DT

1994- Antoin Alexander, DB; Bret Cillessen, OG; Carlton Hendrix, OT; Parks Hughes, HB; Preston McConnell, QB; Gil Sanders, DB; Brandon Wilkerson, FB; Steve Russ, ILB

1995- Parks Hughes, HB; Bret Cillessen, OG; Brandon Wilkerson, FB; Lee Guthrie, LB; Carlton Hendrix, OG

1996- Marcus Alexander, WR; Tim Curry, DB; Carlton Hendrix, OG; Lee Guthrie, LB; Dallas Thompson, K; Dustin Tyner, WR

1997- Cale Bonds, QB; Mike Barron, WR; Sean Finnan, OLB; Jeff Parr, OT; Mike Roberts, OT

1998- Scott Becker, FB; Andy Malin, TE; Mike Roberts, OL; David Adams, K; Cale Bonds, QB; Mike Barron, WR

1999- David Adams, PK; Kyle Allen, DT; Scott Becker, FB; Cale Bonds, QB; Doug Charters, OT; Casey Cortese, WR; Kurt Duffy, DB; Ryan Finnan, LB; Bert Giovannetti, HB; Dustin Ireland, WR; Andy Malin, TE; Matt McCraney, LB; Luke Porisch, OL; Rob Reinebach, OL; Mike Roberts, OL; Brandon Sokora, DT; Dallas Thompson, PK; Paul Townsend, OL

2000- Dave Adams, PK; Kyle Allen, DT; Scott Becker, FB; Kurt Duffy, DB; Ryan Finnan, LB; Bert Giovannetti, HB; Dustin Ireland, WR; Matt Mai, OC; Andy Malin, TE; Luke Porisch, OT; Joseph Pugh, OG; Kevin Runyon, LB; Dallas Thompson, PK

2001- Joey Ashcroft, PK; Jimmy Burns, FB; Tom Heier, HB; Matt Mai, C; Matt McCraney, OLB; Scott Meyer, OL; Blane Neufeld, OL; Joe Pugh, OL; Kevin Runyon, TE

2002- Joey Ashcroft, PK; Bryan Blew, QB; Tom Heier, HB; Scott Meyer, OL; Blane Neufeld, OL; John Rudzinski, ILB; Wayne Southam, OL; Adam Strecker, TE; John Welsh, P

2003- Blane Neufeld, OL; John Rudzinski, LB; Adam Strecker, TE; Andrew Martin, P; Joe Schieffer, HB; John Schwartz, TE; Jesse Underbakke, OL; Tyler Hess, DB; Grant Mallory, DB; Denny Poland, DB

2004- Ryan Carter, DL; John Rudzinski, LB; Brian Jarratt, OL; Denny Poland, DB; Chris Sutton, DB

2005- Erik Anderson, DL; Pat Edwards, OL; Donny Heaton, P; Greg Kirkwood, WR; Denny Poland, DB; Chris Huckins, DB; Brad Meissen, DB; Vic Thompson, WR; Josh Clayton, DL; Garrett Rybak, DB; Bob Scott, OL

2006- Chris Huckins, DB; Brad Meissen, DB; Zach Sasser, PK/P; Beau Suder, HB; Chris Sutton, DB; Vic Thompson, WR; Josh Clayton, DL; Travis Dekker, TE; Scott Peeples, FB; Garrett Rybak, DB; Josh Loomis, WR; Jared Marvin, DL; Nick Charles, OL

2007- Josh Clayton, DL; Travis Dekker, TE; Scott Peeples, FB; Garrett Rybak, CB; Jared Marvin, NG; Luke Yeager, DB; Nick Charles, OL

2008- Travis Dekker, TE; Jared Marvin, NG; Clay Bryant, ILB; Nick Charles, OG; Chris Thomas, SS; Kevin Fogler, WR; Kyle Halderman, WR

2009- Nick Charles, OL; Ben Garland, NG; Justin Moore, LB; Chris Thomas, DB; Keil Bartholomew, P; Kyle Halderman, WR; Kevin Fogler, WR; Tyler Schonscheck, OL; Nathan Walker, FB; Jeffrey Benson, OL; Josh Hall, DB; A.J. Wallerstein, OL; Wale Lawal, LB

2010- Keil Bartholomew, P; Zach Bell, PK; Kevin Fogler, WR; Kyle Halderman, WR; Tyler Schonscheck, OL; Nathan Walker, FB; Jeffrey Benson, OL; Josh Hall, DB; Daniel Pickett, TE; A.J. Wallerstein, OL; Austin Brieihl, TE; Jordan Eason, OL; Wale Lawal, LB

2011- Jeff Benson, OL; Asher Clark, RB; Jordan Eason, OL; Josh Hall, DB; Broam Hart, FB; Ty MacArthur, RB; Erik Soderberg, PK; Daniel Vinson, DL; A.J. Wallerstein, OL

2012- Jordan Eason, OL; Chris Jordan, WR; Moshood Adeniji, OL; Briceton Cannada, PK; Ty MacArthur, WR; Miles Fisher, LB; Christian Gann, WR; Reggie Barnes, LB; Alex Hansen, DE.

2013- Dillon Beschel, DL; Briceton Cannada, SPC; Miles Fisher, LB; Kristov George, LB; Alex Hansen, DL; Ross Lovett, OL; Karson Roberts, QB; Andrew Ruechel, OL; Troy Timmerman, DL; Ryan Watson, DL.

2014- Claude Alexander III, LB; Cody Apfel, WR; Luke Brantley, OL; Alex Hansen, DL; David Jones, OL; Jacob Onyechi, LB; A.J. Ruechel, OL; Troy Timmerman, DL.

2015- Claude Alexander III, LB; Cody Apfel, WR; Samuel Byers, DL; Allen Caunitz, OL; Andrew Gikas, LS; Alex Hansen, DL; Jacob Onyechi, LB; Sevrin Remmo, OL; Karson Roberts, QB; A.J. Ruechel, OL; Luke Strelbel, PK/P.

2016- Claude Alexander III, LB; Brody Bagnall, LB; Ryan Beveridge, OL; Samuel Byers, DL; Allen Caunitz, OL; Kellen Cleveland, DL; Andrew Gikas, LS; Griffin Landrum, OL; Ernest McQuade, OL; Cody Moorhead, DL; Jacob Onyechi, LB; Josh Self, TE; Luke Strelbel, PK.

2017- Garrett Amy, WR; Ryan Beveridge, OL; Ross Connors, DB; Blake Dailey, LB; Jeremy Fejedelem, DB; Kyle Johnson, LB; Griffin Landrum; Ernest McQuade, OL; Wolfgang Rehbock; Luke Strelbel, PK.

2018- Garrett Amy, WR; Ross Connors, DB; Blake Dailey, FB; Danny Highland, DL; R.J. Jackson, LB; Garrett Kauppila, DB; Griffin Landrum, OL; Jeremy Fejedelem, DB; Kyle Johnson, LB; Christopher Mitchell, OL; Isaiah Sanders, QB; Connor Vikupitz, OL; Grant Donaldson, LB; Nolan Laufenberg, OL; Demonte Meeks, LB; Elijah Palm, DB; Elisha Palm, DB; Ben Peterson, WR

2019- Jeremy Fejedelem, DB; Rhett Harms, TE; Kyle Johnson, ILB; Dane Kinamon, WR; Nolan Laufenberg, OL; Demonte Meeks, ILB; Christopher Mitchell; Nicholas Noyen, OL; Elisha Palm, DB; Ben Peterson, WR; Michael Purcell, DL; Isaiah Sanders, QB; Mike Schmidt, QB; Corvan Taylor, DB; Connor Vikupitz, OL, Garrett Kauppila, DB.

2020- Matthew Anderson, LB; Rhett Harms, TE; Nolan Laufenberg, OL; Nicholas Noyen, OL; Elisha Palm, DB; Ben Peterson, WR; Michael Purcell, DL; Ryan Booth, OL; Ethan Erickson, DB; Kenny Ngaima, NG; Tevye Schuettpeiz-Rohl, PK; Corvan Taylor, DB; Conner Carey, WR; Josh McConnell, WR; Jason Medeiros, OL; Ethan Schofield, OL; Jace Waters, OLB; Charles Bein, P; Caden Blum, TE; James Bryant, TE; Gaetan Louissint, DB; Ayden McCollough, OL; Wesley Ndago, OL; Samuel Petersen, DL; Nasir Rashid, ILB; Caleb Rillos, TE; Jose Rodriguez, P; Chris Thibodeaux, FB; Cannon Turner, QB; Curtis Young, ILB; Johnathan Youngblood, ILB.

ALL-CONFERENCE

2021 - Ryan Booth, OL; Ethan Erickson, DB; Kenny Ngaima, NG; Corvan Taylor, DB; Ethan Jackman, OL; Dane Kinamon, WR; Bo Richter, ILB; Caden Blum, TE; Adam Karas, OL; Caleb Rillos, TE; Carson Bay, P; Matthew Dapore, PK; Demonte Meeks, ILB.

2022 - Conner Carey, DB; Ethan Jackman, OL; Dane Kinamon, WR; Bo Richter, LB; Caden Blum, DL; James Bryant, TE; Owen Burk, FB; Adam Karas, OL; Caleb Rillos, TE; Carson Bay, P; Matthew Dapore, PK; Jerome Galliard, DB

2023 - Mark Hiestand, OL; Ethan Jackman, OL; Dane Kinamon, WR; Bo Richter, LB; Caden Blum, DL; James Bryant, TE; Owen Burk, FB; Mason Carlan, OL; Adam Karas, OL; Wesley Ndago, OL; Thor Paglialong, OL; Caleb Rillos, TE; Johnathan Youngblood, LB; Carson Bay, P; Matthew Dapore, PK; Jackson Kohal, OL; Dylan Carson, FB; Kurt Chesney, LS; Luke Freer, P; Zach Juckel, LB; Raegan Tubbs, PK.

ATHLETIC

First Team

1981- John Jackson, DB

1982- John Kershner, FB; Sean Pavlich, K; Dave Schreck, OG

1983- John Kershner, FB; Scott Wachenheim, OL; Sean Pavlich, K; Chris Funk, DT; Greg Zolinger, DB

1984- Chris Funk, DT

1985- Scott Thomas, S; Tom Rotello, CB; John Ziegler, DT; Terry Maki, LB; Kraig Evenson, OT; Bart Weiss, QB; Mark Simon, P

1986- Chris Findall, OT; Chad Hennings, DT; Terry Maki, LB; Tom Rotello, DB; Mark Simon, P

1987- Roy Garcia, OG; Chad Hennings, DT; Rip Burgwald, LB

1988- Kevin Bell, OG

1989 - Dee Dowis, QB; Randle Gladney, LB; Greg Johnson, HB; Eric Faison, DB; Scott Hollister, OT

1990- Joe Wood, PK; J.T. Tokish, ILB

1991- Jason Jones, FB; Steed Lobotzke, OT; Jason Christ, P; Vergil Simpson, OLB; Carlton McDonald, DB

1992- Vergil Simpson, LB; Carlton McDonald, CB

1993- Chris MacInnis, PK; Chad Mathis, OT

1994- Bret Cillessen, OG; Johnny Harrison, OLB

1995- Beau Morgan, QB; Bret Cillessen, OG; Brian McCray, OLB

1996- Beau Morgan, QB; Chris Gizzi, LB; Carlton Hendrix, OG; Cameron Curry, DT

1997- Frank Mindrup, OG; Chris Gizzi, ILB; Tim Curry, Special Teams

1998- James Norman, OL; Blane Morgan, QB; Bryce Fisher, DT; Tim Curry, DB; Craig Thor-

stensen, ILB

1999- Jackson Whiting, PK; James Norman, OL

2000 - Mike Thiessen, QB; Ryan Fleming, WR; David Hildebrand, OG

2002 - Joey Ashcroft, PK; Wes Crawley, DB; Anthony Schlegel, ILB

2003 - Marchello Graddy, ILB

2006 - Drew Fowler, ILB

2007- Chad Hall, WR/RB; Blaine Guenther, OC; John Rabold, OLB; Carson Bird, CB

2008- Jake Paulson, DE

2009- Reggie Rembert, DB

2010 - Reggie Rembert, DB

2011 - Jon Davis, DB; A.J. Wallerstein, OL; Parker Herrington, PK

2014 - Will Conant, PK; Michael Husar, Jr., OL; Weston Steelhammer, DB.

2015 - Alex Hansen, DL; Sevrin Remmo, OL; Weston Steelhammer, DB; Roland Ladipo, DB.

2016 - Weston Steelhammer, DB; Ryan Watson, DL.

2019 - Scott Hattok, OL; Mosese Fifita, DL; Nolan Laufenberg, OL.

2020 - Parker Ferguson, OL; Nolan Laufenberg, OL.

2021 - Brad Roberts, FB; Hawk Wimmer, OL

2022 - Brad Roberts, FB; Isaac Cochran, OL.

2023 - Thor Paglialong, OL; PJ Ramsey, DL; Bo Richter, LB; Trey Taylor, DB

Second Team

1980- Bruce Brown, OG; Tom Schluckebier, DT

1981- Mike France, LB; Sean Pavlich, K; Tom Schluckebier, DT

1982- Chris Funk, DT; Jeff Kubiak, P; Marty Louthan, QB

1983- Marty Louthan, QB; Mike Brown, RB; Don Oberdieck, C; Mark Melcher, OG; Mike Kirby, WR; Charlie Heath, DE

1984- Jody Simmons, HB; Don Oberdieck, C; Mark Melcher, OG; Fred Buttrell, OG; Larry Nicklas, NG; Terry Maki, LB; Scott Thomas, S; Mark Simon, P

1985- Rusty Wilson, C; Ken Carpenter, WR; Hugh Brennan, TE; Chad Hennings, DT; Mike Chandler, LB; A.J. Scott, FAL

1986- Pat Evans, FB; Steve Spewock, DT; Tom Rotello, KOR/PR

1987- Blake Gettys, OC; Dee Dowis, QB; Anthony Roberson, RB; John Steed, NG

1988- David Hlatky, OG; Greg Johnson, HB; Andrew Smith, FB; Randle Gladney, OLB

1989- Paul Walski, C; Rodney Lewis, FB

1990- Steed Lobotzke, OT; Rodney Lewis, FB; Steve Brennan, NG; Brian Hill, ILB; Shanon Yates, DB; Jason Christ, P

1991- Joe Wood, K; Kette Dornbusch, ILB; Shanon Yates, DB

1992- Jim Ramsey, OT; Chris Baker, DT; Eldrick Hill, DB

1993- Mike Black, ILB; Johnny Harrison, OLB; Brian Watkins, SC

1994- Erik Davis, DT; Steve Russ, ILB; Brian Watkins, SC; LeRon Hudgins, FAL

1995- Cameron Curry, DT, LeRon Hudgins, FAL; Kelvin King, SC

1996- Mike Zeman, OC; Chris Schweighardt, NG; Alex Pupich, OLB; Frank Staine-Pyne, CB

1997- Chuck Parks, OG; Blane Morgan, QB; Bryce Fisher, DT; Steve Fernandez, OLB; Tim Curry, DB; Frank Staine-Pyne, DB

1998- Matt Farmer, WR; Frank Mindrup, OL; Mike Roberts, OL; Tim Curry, ST

1999- Ken Chandler, TE; Shawn Thomas, DT

2000- Dave Adams, PK; Matt Dayoc, OC; C.J. Zanotti, ILB

2001 - Ben Miller, OL; Zach Johnson, DL

2002 - Chance Harridge, QB; Jesse Underbakke, OL

2003 - Brett Waller, OL; Brett Huyser, OL

2004 - Jon Wilson, OL

2005 - Jon Wilson, OL

2006 - Chad Hall, HB; Robert Kraay, OL

2007- Nick Charles, OL; Drew Fowler, ILB

2008- Nick Charles, OL; Ryan Harrison, PK; Chris Thomas, SS

2009- Nick Charles, OL; Peter Lusk, OL; Jared Tew, FB; Erik Soderberg, PK; Ben Garland, NG; Anthony Wright, DB

2010 - Asher Clark, RB; Rick Ricketts, DL; Chase Darden, OL; A.J. Wallerstein, OL

2011 - Asher Clark, RB; Brady Amack, LB; Anthony Wright, DB

2012 - Jordan Eason, OL; Alex Means, OLB

2014 - Alex Hansen, DL; Jordan Pierce, ILB

2015 - A.J. Ruechel, OL.

2016 - Jalen Robinette, WR; Brodie Hicks, DB; Luke Strebek, PK.

2017 - Alex Norton, OL

2018 - Griffin Landrum, OL; Jordan Jackson, DL

2019 - Connor Vikupitz, OL; Kyle Johnson, ILB; Demonte Meeks, ILB

2021 - Vince Sanford, OLB; Jordan Jackson, DL

2022 - Vince Sanford, OLB; Everett Smalley, OL; Trey Taylor, DB

2023 - Emmanuel Michel, FB; Adam Karas, OL; Alec Mock, LB

TEAM RECORDS

Rushing

Attempts

Season

1. 834..... 2021 (MW)
2. 828..... 2017 (MW)
3. 816..... 2015 (MW)
4. 815..... 2009 (MW)
5. 804..... 2012 (MW)
6. 802..... 2022 (MW)
7. 796..... 2014 (MW)
8. 786..... 2002 (MW)
9. 782..... 1987 (WAC)
10. 777..... 2008 (MW)

Game

1. 91.....vs. Nevada, 2017 (MW)
2. 87.....vs. Hawaii, 2017 (MW)
- 87.....vs. Utah State, 2018 (MW)
4. 83.....vs. Nevada, 2021 (MW)
- 83.....vs. Georgia State, 2016 (MW)
6. 82.....vs. Hawaii, 2015 (MW)
- 82.....vs. Nevada, 2012 (MW)
- 82.....vs. New Mexico, 1987 (WAC)
9. 81.....vs. Fresno State, 1996 (WAC)
- 81.....vs. UCLA, 1964 (IND)

Yards

Season

1. 4,635.....1987 (WAC)
2. 4,530.....1988 (WAC)
3. 4,468.....2015 (MW)
4. 4,272.....1989 (WAC)
5. 4,260.....2021 (MW)
6. 4,247.....2022 (MW)
7. 4,126.....2012 (MW)
- 4,126.....2017 (MW)
9. 4,092.....2011 (MW)
10. 4,057.....1991 (WAC)

Game

1. 646..... vs. New Mexico, 1987 (WAC)
2. 640..... vs. Utah, 1988 (WAC)
3. 595..... vs. Tennessee State, 2011 (MWC)
4. 585..... vs. No. Colorado, 1984 (WAC)
5. 583..... vs. Cal St. Northridge, 2000 (MW)
6. 582.....vs. Northern Iowa, 2022 (MW)
7. 575..... vs. Utah, 1987 (WAC)
- 575..... vs. UTEP, 1984 (WAC)
9. 569..... vs. San Diego St., 2007 (MW)
10. 559..... vs. San Diego St., 1989 (WAC)

Average Per Rush

Season

1. 6.2.....1988 (WAC)
2. 5.9.....2020 (MW)
- 5.9.....1983 (WAC)
- 5.9.....1987 (WAC)
- 5.9.....1995 (WAC)
6. 5.8.....1989 (WAC)
- 5.8.....1996 (WAC)
8. 5.7.....2011 (MW)
9. 5.5.....1984 (WAC)
- 5.5.....2015 (MW)

Game

1. 9.4..... vs. Northern Iowa, 2022 (MW)
- 9.4..... vs. Northern Colo., 1984 (WAC)
- 9.4..... vs. UTEP, 1984 (WAC)
4. 9.0..... vs. San Diego State, 1989 (WAC)
- 9.0..... vs. Tennessee St., 2011 (MWC)
6. 8.9..... vs. San Diego State, 2007 (MWC)
7. 8.4..... vs. Colorado State, 1989 (WAC)
8. 8.3..... vs. Weber State, 1991 (WAC)
- 8.3..... vs. Idaho State, 2012 (MWC)
10. 8.0..... vs. Colorado State, 1996 (WAC)
- 8.0..... vs. Colorado State, 1963 (IND)

Passing

Attempts

Season

1. 404 1970 (IND)
2. 341 1976 (IND)
3. 320 1977 (IND)
4. 302 1969 (IND)
5. 298 1978 (IND)

Game

1. 58..... vs. Washington, 1967 (IND)
2. 55..... vs. Colorado, 1970 (IND)
3. 54..... vs. Oregon, 1970 (IND)
4. 53..... vs. Missouri, 1960 (IND)
5. 51..... vs. Wyoming, 1969 (IND)

Completions

Season

1. 200 1970 (IND)
2. 166 1976 (IND)
3. 148 1977 (IND)
4. 139 1969 (IND)
5. 138 1966 (IND)

Game

1. 31..... vs. Wyoming, 1969 (IND)
2. 28..... vs. Oklahoma State, 1958 (IND)
- 28..... vs. Colorado State, 1970 (IND)
4. 26..... vs. Washington, 1967 (IND)
5. 25..... vs. Missouri, 1960 (IND)
- 25..... vs. Colorado, 1970 (IND)
- 25..... vs. Notre Dame, 1978 (IND)

Yards

Season

1. 2,801 1970 (IND)
2. 2,082 1976 (IND)
3. 1,988 1969 (IND)
4. 1,893 2014 (MW)
5. 1,878 2005 (MW)

Game

1. 391... vs. Wyoming, 1970 (IND)
2. 388... vs. Wyoming, 1969 (IND)
- 388... vs. Colorado State, 1970 (IND)
4. 348... vs. Arizona State, 1972 (IND)
5. 339... vs. Wyoming, 1976 (IND)

Interceptions

Season

1. 26 1974 (IND)
2. 24 1966 (IND)
3. 22 1977 (IND)
4. 21 1976 (IND)
5. 20 1978 (IND)

Game

1. 6..... vs. Maryland, 1961 (IND)
 - 6..... vs. Penn State, 1971 (IND)
 - 6..... vs. Army, 1972 (IND)
 4. 5..... vs. Holy Cross, 1978* (IND)
- *Done six times, most recent is listed

Touchdowns

Season

1. 21 1970 (IND)
2. 18 1972 (IND)
3. 17 1969 (IND)
4. 16 2011 (MW)
5. 15 2014 (MW)
- 15 2015 (MW)

Game

1. 5..... vs. BYU, 2005 (MW)
- 5..... vs. Utah State, 1969 (IND)
3. 4..... vs. Navy, 2014 (MW)
- 4..... vs. UNLV, 2006 (MW)
- 4..... vs. BYU, 2000 (MW)
- 4..... vs. Arizona, 1965 (IND)
- 4..... vs. Arizona State, 1972 (IND)
- 4..... vs. New Mexico, 2019 (MW)

Completion Percentage

Season

1. .607 2007 (MW)
2. .603 2011 (MW)
3. .598 2004 (MW)
4. .590 2005 (MW)
5. .575 2006 (MW)

Game

1. 1.000.. vs. Northwestern, 1989 (11-11) (WAC)
2. .900.. vs. Navy, 2011 (9-10) (MW)
- .900.. vs. New Mexico, 2019 (9-10) (MW)
4. .889.. vs. Arizona, 1959 (16-18) (IND)
5. .867.. vs. Tenn. St., 2011 (13-15) (MW)

Total Offense

Plays

Season

1. 1,002.....2014 (MW)
2. 986.....2015 (MW)
3. 978.....2017 (MW)
4. 968.....2009 (MW)
5. 955.....2012 (MW)
6. 947.....2021 (MW)
7. 940.....2002 (MW)
8. 935.....2007 (MW)
9. 927.....2011 (MW)
10. 916.....2010 (MW)

Game

1. 108... vs. Utah State, 2018 (MW)
2. 98..... vs. Nevada, 2017 (MW)
- 98..... vs. Hawaii, 2001 (MW)
4. 97..... vs. Hawaii, 2017 (MW)
5. 96..... vs. Georgia Tech, 1978 (IND)
6. 95..... vs. Colorado State, 1968 (IND)
7. 94..... vs. Fresno State, 1996 (WAC)
- 94..... vs. Navy, 1970 (IND)
- 94..... vs. Cal State Northridge, 2000 (MW)
10. 93..... vs. Oregon, 1970 (IND)
- 93..... vs. Hawaii, 1987 (WAC)

TEAM RECORDS

Yards

Season

1. 6,315.....2015 (MW)
2. 5,913.....2011 (MW)
3. 5,878.....2017 (MW)
4. 5,753.....1989 (WAC)
5. 5,536.....2010 (MW)
6. 5,483.....2019 (MW)
7. 5,462.....1988 (WAC)
8. 5,452.....2007 (MW)
9. 5,445.....2012 (MW)
10. 5,443.....2014 (MW)

Game

1. 792vs. Tennessee State, 2011 (MW)
2. 700vs. UTEP, 1994 (WAC)
3. 698 ...vs. Cal St.-Northridge, 2000 (MW)
4. 691vs. Northern Iowa, 2022 (MW)
5. 670vs. San Diego State, 2007 (MW)
6. 663vs. VMI, 2017 (MW)
7. 654vs. Northern Colorado, 1984 (WAC)
8. 653vs. New Mexico, 1987 (WAC)
9. 651vs. Wyoming, 1991 (WAC)
10. 637vs. Utah, 1987 (WAC)

Scoring

Points

Season

1. 473.....2015 (MW)
2. 457.....2017 (MW)
3. 454.....2011 (MW)
4. 446.....1989 (WAC)
- 446.....1985 (WAC)
6. 443.....2019 (MW)
7. 440.....2002 (MW)
8. 423.....1998 (WAC)
9. 412.....1988 (WAC)
10. 409.....2014 (MW)

Game

1. 75.....vs. Northern Colorado, 1984 (WAC)
2. 73.....vs. New Mexico, 1987 (WAC)
3. 72.....vs. Nicholls State, 2009 (MW)
4. 69.....vs. Colorado State, 1963 (IND)
5. 68.....vs. Davidson, 1972 (IND)
6. 65.....vs. UNLV, 1996 (WAC)
- 65.....vs. Northwestern St., 2010 (MW)
8. 63.....vs. Morgan State, 2015 (MW)
- 63.....vs. Tennessee State, 2011 (MW)
- 63.....vs. New Mexico, 1987 (WAC)
- 63.....vs. Indiana State, 1993 (WAC)

Scoring Average

Season

1. 37.2.....1989 (WAC)
- 37.2.....1985 (WAC)
3. 35.3.....1998 (WAC)
4. 35.2.....2017 (MW)
5. 34.9.....2000 (MW)
- 34.9.....2011 (MW)
8. 34.3.....1988 (WAC)
9. 34.1.....2019 (MW)
10. 33.8.....2015 (MW)
- 33.8.....2002 (MW)

Touchdowns

Season

1. 62 2015 (MW)
2. 59 2011 (MW)
- 59 1989 (WAC)
- 59 1985 (WAC)
5. 58 2019 (MW)
6. 56 1998 (WAC)
- 56 2002 (MW)
- 56 2017 (MW)
9. 55 1988 (WAC)
- 55 2010 (MW)

Largest Victory Margin

1. 72vs. Nicholls St., 2009 (72-0) (MW)
2. 69vs. Colorado State, 1963 (69-0) (IND)
3. 68vs. No. Colorado, 1984 (75-7) (WAC)
4. 62vs. Davidson, 1972 (68-6) (IND)
- 62vs. VMI, 2017 (62-0) (MW)
6. 56vs. Morgan State, 2015 (MW)
7. 54vs. Hawaii, 1966 (54-0) (IND)
8. 51vs. Hawaii, 2015 (58-7) (MW)
9. 49vs. UNLV, 1996 (66-17) (WAC)
- 49vs. New Mexico, 1988 (63-14) (WAC)
- 49vs. Cal St. Northridge, 2000 (55-6) (MW)
- 49vs. Northwestern, 2002 (52-3) (MW)
- 49vs. Wofford, 2003 (49-0) (MW)

Largest Defeat Margin

1. 49vs. Notre Dame, 1977 (49-0) (IND)
2. 47vs. UCLA, 1957 (47-0) (IND)
- 47vs. BYU, 1990 (54-7) (WAC)
4. 45..... vs. Colorado State, 2013 (58-13) (MW)
5. 43vs. Washington, 1980 (50-7) (WAC)
6. 42vs. California, 2004 (56-14) (MW)
7. 41vs. Oklahoma, 2001 (44-3) (MW)
8. 38vs. Notre Dame, 1974 (38-0) (IND)
- 38vs. Wisconsin, 1979 (38-0) (IND)
- 38vs. TCU, 2005 (48-10) (MW)

Defense

Fewest Total Yards

Season

1. 2,250.....1956 (IND)
2. 2,345.....1958 (IND)
3. 2,364.....1964 (IND)
4. 2,401.....1963 (IND)
5. 2,702.....1960 (IND)

Game

1. 66.....vs. San Diego, 1956 (IND)
2. 68.....vs. Navy, 2021 (MW)
3. 80.....vs. Sam Houston, 2023 (MW)
4. 95.....vs. VMI, 2017 (MW)
5. 100.....vs. Army, 1999 (MW)

Fewest Rushes

Season

1. 366.....2022 (MW)
2. 372.....1956 (IND)
3. 388.....2023 (MW)
4. 391.....1963 (IND)
5. 397.....2021 (MW)

Game

1. 12.....at Hawaii, 2015 (MW)
2. 13.....vs. San Diego St., 1984 (WAC)
3. 14.....vs. Georgia State, 2017 (MW)
4. 15.....vs. Hawaii, 2001 (MW)
- 15.....at San Diego State, 2022 (MW)

Fewest Rush Yards

Season

1. 1,181.....2023 (MW)
2. 1,239.....2022 (MW)
3. 1,307.....1985 (WAC)
- 1,307.....2019 (MW)
5. 1,328.....2021 (MW)

Game

1. -35 ... vs. Brigham Young, 1985 (WAC)
2. -29 ... vs. Brigham Young, 1995 (WAC)
3. -28 ... vs. UTEP, 1989 (WAC)
4. -21 ... vs. Brigham Young, 2002 (MW)
5. -19 ... vs. Davidson, 1973 (IND)

Lowest Rush Avg

Season

1. 2.8.....1985 (WAC)
- 2.8.....1998 (WAC)
3. 3.0.....1968 (IND)
- 3.0.....2023 (MW)
5. 3.1.....1990 (WAC)
- 3.1.....1986 (WAC)
- 3.1.....1994 (WAC)

Game

1. -1.7 .. vs. Brigham Young, 1985 (WAC)
2. -1.2 .. vs. Brigham Young, 2002 (MW)
3. -1.0 .. vs. UTEP, 1990 (WAC)
4. -0.8 .. vs. Brigham Young, 1995 (WAC)
5. -0.5 .. vs. SMU, 1998 (WAC)

Fewest Pass Attempts

Season

1. 129.....1961 (IND)
2. 150.....1960 (IND)
3. 152.....1964 (IND)
4. 154.....1957 (IND)
- 154.....1959 (IND)

Game

1. 1.....vs. Georgia Tech, 1977 (IND)
2. 2.....vs. Army, 1990 (WAC)
- 2.....vs. Navy, 2008 (MW)
4. 3.....vs. Army, 1988 (WAC)
- 3.....vs. New Mexico, 1959 (IND)
- 3.....vs. Kent State, 1978 (IND)

Fewest Pass Completions

Season

1. 56.....1956 (IND)
2. 57.....1961 (IND)
3. 66.....1964 (IND)
4. 68.....1957 (IND)
5. 72.....1960 (IND)

Game

1. 0.....vs. Citadel, 1993 (WAC)
- 0.....vs. Army, 1990 (WAC)
- 0.....vs. Colorado St, 1957 (IND)
- 0.....vs. Army, 1988 (WAC)
- 0.....vs. Army, 2017 (MW)

TEAM RECORDS

Fewest Passing Yards

Season

1. 739.....1961 (IND)
2. 826.....1956 (IND)
- 826.....1964 (IND)
4. 848.....1959 (IND)
5. 883.....1960 (IND)

Game

1. 0.....vs. The Citadel, 1993 (WAC)
- 0.....vs. Army, 1990 (WAC)
- 0.....vs. Colorado St, 1957 (IND)
- 0.....vs. Army, 1988 (WAC)
- 0.....vs. Army, 2017 (MW)
- 0.....vs. Army, 2020 (MW)

Interceptions

Season

1. 28.....1985 (WAC)
2. 25.....1983 (WAC)
3. 22.....1956 (IND)
4. 21.....1994 (WAC)
5. 20.....1970 (IND), 2009 (MW)

Game

1. 6.....vs. Houston, 2009 (MW)
- 6.....vs. Wyoming, 1992 (WAC)
3. 5.....vs. Boise State, 2014 (MW)
- 5.....vs. Rice, 1997 (WAC)
- 5.....vs. Navy, 1986 (WAC)
- 5.....vs. Colorado State, 1968 (IND)

Interception Yardage

Season

1. 456.....1983 (WAC)
2. 377.....1956 (IND)
3. 375.....1970 (IND)
4. 346.....1997 (WAC)
5. 306.....1985 (WAC)

Game

1. 167...vs. Wyoming, 1992 (WAC)
2. 163...vs. Boston College, 1970 (IND)
3. 119...vs. Northwestern, 2003 (MW)
4. 106...vs. Brigham Young, 1956 (IND)
5. 99.....vs. San Diego State, 1983 (WAC)
- 99.....vs. Nevada, 2018 (MW)
- 99.....vs. Colorado State, 2019 (MW)



Camby Goff

Tackles for Loss

(Includes Sacks)

Season

1. 102.....1998 (WAC)
2. 101.....1997 (WAC)
3. 97.....1994 (WAC)
4. 94.....1993 (WAC)
- 94.....2015 (MW)

Game

1. 18.....vs. Navy, 2000 (MW)
2. 16.....vs. Tulane, 1970 (WAC)
3. 15.....vs. The Citadel, 1990 (WAC)
- 15.....vs. North Carolina, 1969 (IND)
- 15.....vs. Missouri, 1971 (IND)
- 15.....vs. BYU, 1999 (MW)

TFL Yardage

(Includes Sacks)

Season

1. 606.....1985 (WAC)
2. 460.....1998 (WAC)
3. 459.....1997 (WAC)
4. 453.....2022 (MW)
5. 449.....1971 (IND)

Game

1. 98..... vs. Tulane, 1970 (IND)
2. 85..... vs. Brigham Young, 1985 (WAC)
3. 83..... vs. Utah State, 1969 (IND)
4. 78..... vs. Navy, 2000 (MW)
5. 73..... vs. Fresno State, 1997 (WAC)

Misc. Records

First Downs

Season

1. 302..... 2017 (MW)
2. 301..... 2011 (MW)
3. 300..... 2015 (MW)
4. 290..... 2002 (MW)
- 290..... 2012 (MW)
- 290..... 2016 (MW)

Game

1. 38vs. Fresno State, 1996 (WAC)
- 38vs. Cal St. Northridge, 2000 (MW)
3. 37vs. Tennessee State, 2011 (MW)
4. 36vs. Nevada, 2012 (MW)
- 36vs. Nevada, 2017 (MW)

Rushing First Downs

Season

1. 230 2017 (MW)
2. 227 2021 (MW)
- 227 2002 (MW)
- 227 2019 (MW)
5. 224 2012 (MW)
- 224 2022 (MW)

Game

1. 32vs. Nevada, 2017 (MW)
2. 30vs. Fresno State, 1996 (WAC)
- 30vs. Cal St. Northridge, 2000 (MW)
4. 29vs. Nevada, 2012 (MW)
- 29vs. Utah State, 2019 (MW)

Passing First Downs

Season

1. 136 ..1970 (IND)
2. 971976 (IND)
3. 911973 (IND)
4. 851966 (IND)
- 852000 (MW)

Game

1. 22vs. Colorado State, 1970 (IND)
2. 17vs. New Mexico, 1958 (IND)
3. 16vs. Wyoming, 1969 (IND)
4. 15vs. Navy, 1970 (IND)
- 15vs. Arizona, 1973 (IND)


Blocked Kicks

Season

1. 111997 (WAC)
2. 92000 (MW)
3. 81992 (WAC)
- 81999 (WAC)
5. 71998 (WAC)
- 72001 (MW)
- 72003 (MW)
- 72006 (MW)

Game

1. 3vs. Colorado State, 1992 (WAC)
 - 3vs. Tennessee Tech, 2001 (MW)
 - 3vs. UNLV, 2006 (MW)
 3. 2vs. UNLV, 2013* (MW)
- * - Done several times, most recent



INDIVIDUAL RECORDS

Rushing

Attempts

Career

1. 707 Brad Roberts, 2019-22
2. 652 Shaun Carney, 2004-07
3. 628 Asher Clark, 2008-11
4. 594 Beau Morgan, 1994-96
5. 572 Brian Bream, 1969-71
6. 551 Jacobi Owens, 2015-17
7. 543 Dee Dowis, 1986-89
8. 532 John Kershner, 1980-83
9. 496 Tim Jefferson, 2008-11
10. 469 Pat Evans, 1984-86

Season

1. 345 Brad Roberts, 2022
2. 298 Brad Roberts, 2021
3. 294 Brian Bream, 1970
4. 252 Chance Harridge, 2002
5. 238 Jared Tew, 2009
6. 233 Rob Perez, 1991
7. 230 Chad Hall, 2007
- 230 Keith Boyea, 2001
9. 229 Beau Morgan, 1995
10. 226 John Kershner, 1982

Game

1. 44 Isaiah Sanders vs. Utah State, 2017
2. 42 Brian Bream vs. Stanford, 1970
3. 38 Beau Morgan vs. Fresno St., 1996
4. 37 Brad Roberts vs. Colorado State, 2022
- 37 Brad Roberts vs. Baylor, 2022
- 37 John Kershner vs. Navy, 1982
7. 36 Brian Bream vs. Navy, 1970
8. 35 Emmanuel Michel vs. JMU, 2023
- 35 Brad Roberts vs. San Diego State, 2022
- 35 Brian Bream vs. Tulane, 1970
- 35 Keith Boyea vs. Colorado State, 2001

Yards

Career

1. 3,612 Dee Dowis, 1986-89
2. 3,594 Asher Clark, 2008-11
3. 3,541 Brad Roberts, 2019-22
4. 3,379 Beau Morgan, 1994-96
5. 3,005 Jacobi Owens, 2015-17
6. 2,726 John Kershner, 1980-83
7. 2,606 Chad Hall, 2005-07
8. 2,561 Shaun Carney, 2004-07
9. 2,409 Andy Smith, 1986-89
10. 2,324 Chance Harridge, 2001-03

Season

1. 1,728 Brad Roberts, 2022
2. 1,494 Beau Morgan, 1996
3. 1,478 Chad Hall, 2007
4. 1,352 Brad Roberts, 2021
5. 1,315 Dee Dowis, 1987
6. 1,286 Dee Dowis, 1989
7. 1,285 Beau Morgan, 1995
8. 1,276 Brian Bream, 1970
9. 1,248 Cody Getz, 2012
10. 1,229 Chance Harridge, 2002

Game

1. 275 Chad Hall vs. Army, 2007
2. 263 Anthony LaCoste vs. Army, 2013
3. 260 Cole Fagan vs. Colorado State, 2018
4. 256 Chad Hall vs. Colorado State, 2007
5. 249 Dee Dowis vs. San Diego St., 1989
6. 243 Beau Morgan vs. Colorado St., 1996
7. 241 Dee Dowis vs. Utah, 1987
8. 233 Jacobi Owens vs. Nicholls St., 2014
9. 222 Cody Getz vs. Colorado State, 2012
10. 218 Cody Getz vs. Idaho State, 2012

Average Yards Per Carry

Career

1. 7.5 John Lee Eldridge III, 2020-23
- 7.5 Mike Brown, 1982-84
3. 7.2 Tim McVey, 2015-17
4. 7.1 Antoine Banks, 1990-92
5. 7.0 Anthony LaCoste, 2010-13
6. 6.7 Dee Dowis, 1986-89
7. 6.6 Jake Campbell, 1993-95
- 6.6 Tobin Ruff, 1994-97
- 6.6 Jon Lee, 2011-14
10. 6.3 Scotty McKay, 1998-99

Season

1. 8.5 Tim McVey, 2016
- 8.5 Mike Brown, 1983
3. 8.3 Tim McVey, 2015
4. 8.1 DeAndre Hughes, 2021
5. 8.0 Andre Johnson, 1996
6. 7.7 John Lee Eldridge III, 2022
7. 7.5 Dee Dowis, 1989
- 7.5 Jake Campbell, 1995
9. 7.4 Danta Johnson, 1995
- 7.3 Bryan Driskell, 2015

Game

(Minimum of 10 carries)

1. 19.2 Dee Dowis vs. San Diego St., 1989
2. 14.7 Dee Dowis vs. Colorado State, 1989
3. 14.3 Preston McConnell vs. Fresno St., 1994
4. 13.8 Andre Johnson vs. San Jose St., 1996
5. 13.6 Mike Brown vs. Navy, 1983
6. 13.2 Qualario Brown vs. San Jose St., 1997
7. 12.8 Cody Getz vs. Idaho State, 2015
8. 12.7 Dee Dowis vs. Utah, 1987
9. 12.5 Johnny Smith vs. Utah, 1985
10. 12.3 Tim McVey vs. Colorado State, 2017

Touchdowns

Career

1. 42 Beau Morgan, 1994-96
2. 41 Dee Dowis, 1986-89
3. 35 Brad Roberts, 2019-22
- 35 Greg Johnson, 1986-89
- 35 Chance Harridge, 2001-03
6. 33 Tim Jefferson, 2008-11
- 33 Tim McVey, 2017
8. 31 Shaun Carney, 2004-07
9. 30 Marty Louthan, 1980-83
10. 24 Brian Bream, 1969-71
- 24 Asher Clark, 2008-11

Season

1. 22 Chance Harridge, 2002
2. 19 Brian Bream, 1970
- 19 Beau Morgan, 1995
4. 18 Beau Morgan, 1996
- 18 Dee Dowis, 1989
- 18 Keith Boyea, 2001
7. 17 Brad Roberts, 2022
8. 16 Greg Johnson, 1989
- 16 Greg Johnson, 1988

Game

1. 6 Dee Dowis vs. San Diego St., 1989
 2. 5 Marty Louthan vs. Navy, 1983
 - 5 Arion Worthman vs. UNLV, 2017
 4. 4 Brad Roberts vs. UNLV, 2022*
- *Done 16 times, most recent

Leaders by Season

Year	Player, Pos.	Att-Yds
1956	Larry Thomson, FB	138-788
1957	Phil Lane, HB	90-350
1958	Steve Galios, HB	116-527
1959	Monte Moorberg, FB	95-408
1960	Mike Quinlan, HB	93-583
1961	Terry Isaacson, HB	118-468
1962	Larry Tollstam, FB	88-414
1963	Terry Isaacson, QB	162-801
1964	Steve Amdor, FB	117-485
1965	Paul Stein, QB	140-320
1966	Mike Guth, HB	90-394
1967	Dave Mumme, HB	104-404
1968	Curtis Martin, TB	130-418
1969	Jim DeOrio, FB	124-493
1970	Brian Bream, TB	294-1,276
1971	Brian Bream, TB	221-734
1972	Joel Carlson, TB	176-650
1973	Chris Milodragovich, TB	140-583
1974	Ken Wood, TB	203-708
1975	Ken Wood, TB	114-425
1976	Ken Wood, TB	123-497
1977	David Thomas, FB	70-260
1978	Shelby Ball, TB	173-720
1979	Shelby Ball, HB	129-575
1980	Ted Sundquist, FB	122-583
1981	John Kershner, FB	120-685
1982	John Kershner, FB	226-1,056
1983	John Kershner, FB	166-934
1984	Pat Evans, FB	159-1,015
1985	Bart Weiss, QB	180-1,032
1986	Pat Evans, FB	191-777
1987	Dee Dowis, QB	194-1,315
1988	Andy Smith, FB	154-1,040
1989	Dee Dowis, QB	172-1,286
1990	Jason Jones, FB	103-598
1991	Rob Perez, QB	233-1,157
1992	Jarvis Baker, QB	190-550
1993	Demond Cash, QB	165-875
1994	Jake Campbell, HB	110-689
1995	Beau Morgan, QB	229-1,285
1996	Beau Morgan, QB	225-1,494
1997	Spanky Gilliam, FB	188-741
1998	Spanky Gilliam, FB	112-527
1999	Mike Thiessen, QB	160-827
2000	Mike Thiessen, QB	179-713
2001	Keith Boyea, QB	230-1,216
2002	Chance Harridge, QB	252-1,229
2003	Chance Harridge, QB	180-914
2004	Shaun Carney, QB	159-596
2005	Shaun Carney, QB	170-710
2006	Chad Hall, HB	155-784
2007	Chad Hall, WRZ/TB	230-1,478
2008	Todd Newell, FB	142-594
2009	Jared Tew, FB	238-970
2010	Asher Clark, TB	182-1,031
2011	Asher Clark, TB	163-1,110
2012	Cody Getz, TB	198-1,248
2013	Anthony LaCoste, TB	135-890
2014	Jacobi Owens, TB	204-1,054
2015	Jacobi Owens, TB	205-1,092
2016	Jacobi Owens, TB	142-859
2017	Arion Worthman, QB	217-831
2018	Cole Fagan, FB	185-997
2019	Kadin Remsberg, TB	181-1,050
2020	Brad Roberts, FB	64-461
2021	Brad Roberts, FB	298-1,352
2022	Brad Roberts, FB	345-1,728
2023	Emmanuel Michel, FB	204-950

INDIVIDUAL RECORDS

Passing

Attempts

Career

1. 879 Dave Ziebart, 1976-79
2. 662 Rich Haynie, 1971-73
3. 635 Shaun Carney, 2004-07
4. 623 Rich Mayo, 1957-60
5. 572 Gary Baxter, 1967-69

Season

1. 402 Bob Parker, 1970
2. 298 Dave Ziebart, 1977
3. 273 Gary Baxter, 1969
4. 241 Dave Ziebart, 1978
5. 240 Rich Haynie, 1972

Game

1. 55 Bob Parker vs. Colorado, 1970
2. 54 Bob Parker vs. Oregon, 1970
3. 53 Rich Mayo vs. Missouri, 1960
4. 52 Gary Baxter vs. Washington, 1967
5. 51 Gary Baxter vs. Wyoming, 1969

Completions

Career

1. 424 Dave Ziebart, 1976-79
2. 393 Shaun Carney, 2004-07
3. 316 Rich Mayo, 1957-60
4. 299 Rich Haynie, 1971-73
5. 290 Tim Jefferson, 2008-11

Season

1. 199 Bob Parker, 1970
2. 140 Dave Ziebart, 1977
3. 127 Gary Baxter, 1969
4. 125 Shaun Carney, 2007
5. 118 Dave Ziebart, 1979

Game

1. 31 Gary Baxter vs. Wyoming, 1969
2. 29 Bob Parker vs. Wyoming, 1970
3. 28 Rich Mayo vs. Oklahoma St., 1958
4. 27 Bob Parker vs. Colorado St., 1970
5. 25 Rich Mayo vs. Missouri, 1960
- 25 Bob Parker vs. Colorado, 1970

Yards

Career

1. 5,391 Shaun Carney, 2004-07
2. 4,789 Dave Ziebart, 1976-79
3. 4,599 Tim Jefferson, 2008-11
4. 4,283 Rich Haynie, 1971-73
5. 3,399 Rich Mayo, 1957-60

Season

1. 2,789 Bob Parker, 1970
2. 1,783 Gary Baxter, 1969
3. 1,687 Mike Thiessen, 2000
4. 1,637 Tim Jefferson, 2011
5. 1,595 Karson Roberts, 2015

Game

1. 391 Bob Parker vs. Wyoming, 1970
2. 388 Gary Baxter vs. Wyoming, 1969
3. 375 Bob Parker vs. Colorado St., 1970
4. 339 Dave Ziebart vs. Wyoming, 1976
5. 327 Donald Hammond III vs. UNM, 2019
6. 314 Rob Shaw vs. Pacific, 1976
7. 311 Dave Ziebart vs. Baylor, 1977
8. 306 Dee Dowis vs. Notre Dame, 1989

Completion Pct

Career

1. .619 Shaun Carney, 2004-07
2. .588 Tim Murphy, 1964
3. .585 Connor Dietz, 2009-12
4. .567 Kale Pearson, 2012-14
5. .563 Tim Jefferson, 2008-11

Season

1. .642 Shaun Carney, 2005
2. .622 Shaun Carney, 2007
3. .613 Connor Dietz, 2012
4. .611 Shaun Carney, 2004
5. .607 Tim Jefferson, 2011

Game

1. 1.00 Dee Dowis vs. N'western, 1988 (11-11)
2. .909 Rich Mayo vs. Arizona, 1959 (10-11)
3. .900 Haaziq Daniels vs. Louisville, 2021 (9-10)
- .900 Tim Jefferson vs. Navy, 2011 (9-10)
- .900 Donald Hammond III vs. UNM 2019 (9-10)

Touchdowns

Career

1. 39 Shaun Carney, 2004-07
2. 34 Tim Jefferson, 2008-11
- 34 Rich Haynie, 1971-73
4. 27 Dave Ziebart, 1976-79
5. 25 Beau Morgan, 1994-96
- 25 Bob Parker, 1969-70

Season

1. 21 Bob Parker, 1970
2. 17 Rich Haynie, 1972
3. 14 Tim Jefferson, 2011
- 14 Kale Pearson, 2014
5. 13 Gary Baxter, 1969
- 13 Mike Thiessen, 2000
- 13 Donald Hammond III, 2019

Game

1. 5 Adam Fitch vs. BYU, 2005
 2. 4 Shaun Carney vs. UNLV, 2006
 - 4 Mike Thiessen vs. BYU, 2000
 - 4 Paul Stein vs. Arizona, 1965
 - 4 Rich Haynie vs. Arizona St., 1972
 - 4 Donald Hammond III vs. New Mexico, 2019
 7. 3 Donald Hammond III vs. Colorado State*
- Done 19 times, most recent

Leaders by Season

Year	Name	Comp-Att	Yards
1956	Eddie Rosane	41-101	648
1957	John Kuenzel	55-125	721
1958	Rich Mayo	98-174	1,019
1959	Rich Mayo	110-211	1,212
1960	Rich Mayo	108-238	1,168
1961	Bob McNaughton	38-81	415
1962	Terry Isaacson	52-120	591
1963	Terry Isaacson	68-147	946
1964	Tim Murphy	94-160	1,154
1965	Paul Stein	114-225	1,446
1966	Steve Turner	64-118	776
1967	Gary Baxter	59-131	555
1968	Gary Baxter	76-168	1,036
1969	Gary Baxter	127-273	1,783
1970	Bob Parker	199-402	2,789
1971	Rich Haynie	86-204	1,335
1972	Rich Haynie	102-240	1,570
1973	Rich Haynie	111-218	1,378
1974	Mike Worden	61-128	798
1975	Mike Worden	99-214	1,091
1976	Rob Shaw	98-198	1,135
1977	Dave Ziebart	140-298	1,562
1978	Dave Ziebart	109-241	1,350
1979	Dave Ziebart	118-223	1,088
1980	Scott Schafer	65-159	944
1981	Ed Antoine	42-97	455
1982	Marty Louthan	76-152	1,337
1983	Marty Louthan	62-116	1,166
1984	Bart Weiss	41-87	668
1985	Bart Weiss	80-141	1,449
1986	Jim Tomallo	24-52	474
1987	Dee Dowis	45-112	600
1988	Dee Dowis	41-96	870
1989	Dee Dowis	67-140	1,285
1990	Jarvis Baker	8-24	144
1991	Rob Perez	31-95	732
1992	Jarvis Baker	47-122	705
1993	Demond Cash	30-78	403
1994	Beau Morgan	41-89	873
1995	Beau Morgan	90-169	1,165
1996	Beau Morgan	95-180	1,210
1997	Blane Morgan	63-123	975
1998	Blane Morgan	61-112	1,144
1999	Cale Bonds	44-80	654
2000	Mike Thiessen	112-195	1,687
2001	Keith Boyea	102-196	1,253
2002	Chance Harridge	64-144	1,062
2003	Chance Harridge	80-161	995
2004	Shaun Carney	91-149	1,315
2005	Shaun Carney	95-148	1,393
2006	Shaun Carney	83-137	1,192
2007	Shaun Carney	125-201	1,491
2008	Tim Jefferson	44-80	655
2009	Tim Jefferson	53-93	848
2010	Tim Jefferson	82-159	1,459
2011	Tim Jefferson	111-183	1,637
2012	Connor Dietz	68-111	1,131
2013	Nate Romine	44-81	603
2014	Kale Pearson	101-171	1,590
2015	Karson Roberts	77-148	1,595
2016	Nate Romine	45-108	1,206
2017	Arion Worthman	54-109	1,115
2018	Isaiah Sanders	48-78	844
2019	Donald Hammond III	56-111	1,316
2020	Haaziq Daniels	30-54	433
2021	Haaziq Daniels	52-104	1,184
2022	Haaziq Daniels	40-83	836
2023	Zac Larrier	40-67	789



INDIVIDUAL RECORDS

Receiving

Receptions

Career

1. 148 Ernie Jennings, 1968-70
2. 120 Jalen Robinette, 2013-16
3. 106 Mike Kirby, 1980-83
4. 100 Charlie Longnecker, 1967-69
5. 92 Matt Farmer, 1997-99

Season

1. 74 Ernie Jennings, 1970
2. 57 Cormac Carney, 1978
3. 53 Mike Bolen, 1970
4. 52 Ryan Fleming, 2000
5. 51 Ernie Jennings, 1969

Game

1. 15 Ernie Jennings vs. Wyoming, 1969
2. 14 Mike Bolen vs. Colorado, 1970
3. 13 Ernie Jennings vs. Stanford, 1970
4. 11 Charlie Longnecker vs. Stanford, 1970
- 11 Cormac Carney vs. Georgia Tech, 1978

Receiving Yards

Career

1. 2,697 Jalen Robinette, 2013-16
2. 2,392 Ernie Jennings, 1968-70
3. 1,909 Mike Kirby, 1980-83
4. 1,515 Ryan Fleming, 1999-2001
5. 1,504 Matt Farmer, 1997-99

Season

1. 1,289 Ernie Jennings, 1970
2. 959 Jalen Robinette, 2016
3. 930 Ryan Fleming, 2000
4. 874 Jason Brown, 2005
5. 870 Cormac Carney, 1978

Game

1. 235 Ernie Jennings vs. Wyoming, 1970
2. 220 Cormac Carney vs. Georgia Tech, 1978
3. 210 Jalen Robinette vs. Utah State, 2015
4. 198 Frank Murphy vs. Arizona St, 1972
5. 184 Jason Brown vs. Utah, 2005

Touchdowns

Career

1. 28 Ernie Jennings, 1968-70
2. 13 Frank Murphy, 1971-73
3. 12 Jalen Robinette, 2014-16
4. 9 Bob Farr, 1972-74
- 9 Jake Campbell, 1993-95
- 9 Zack Kauth, 2008-11

Season

1. 17 Ernie Jennings, 1970
2. 9 Ernie Jennings, 1969
3. 8 Cormac Carney, 1978
4. 7 Frank Murphy, 1972
6. 6 Garrett Brown, 2014
- 6 Jalen Robinette, 2017

Game

1. 5 Ernie Jennings vs. Utah State, 1969
 2. 3 Tim McVey vs. New Mexico, 2015#
- # Done eight times, most recent

Reception Average

Career

1. 28.5 Craig Hancock, 1994-95
2. 24.7 David Cormier, 2019-22
3. 22.5 Jalen Robinette, 2013-16
4. 22.4 Geraud Sanders, 2017-19
5. 22.3 Kevin Fogler, 2008-10

Season

1. 31.2 Jared Roznos, 2023
2. 30.0 Brandon Lewis, 2021
3. 29.9 Ben Waters, 2019
4. 27.4 Jalen Robinette, 2016
5. 26.9 David Cormier, 2022

Game

1. 34.5 Brandon Lewis vs. Louisville, 2021
2. 32.2 Marcus Bennett vs. Navy, 2017
3. 31.4 Tim McVey vs. New Mexico, 2015
4. 31.2 Geraud Sanders vs. New Mexico, 2019
5. 30.0 Jalen Robinette vs. Utah State, 2015

Leaders by Season

Year	Player, Pos.	#-Yards
1956	Tom Jozwiak, OE	13-260
1957	Tom Jozwiak, OE	20-272
1958	Bob Brickey, OE	25-281
1959	Mike Quinlan, HB	29-373
1960	Mike Quinlan, HB	17-146
1961	Terry Isaacson, HB	19-239
1962	Dick Brown, OE	17-236
1963	Fritz Greenlee, OE	15-323
1964	Jim Greth, OE	33-436
1965	Bill Manning, OE	25-251
1966	Jim Schultz, OE	33-525
1967	Carl Janssen, OE	18-259
1968	Charlie Longnecker, OE	45-622
1969	Ernie Jennings, FL	51-729
1970	Ernie Jennings, FL	74-1,289
1971	Paul Bassa, OE	31-513
1972	Frank Murphy, FL	31-539
1973	Frank Murphy, FL	30-415
1974	Bob Farr, SE	32-467
1975	John Covington, TE	26-213
1976	Paul Williams, SE	45-684
1977	Steve Hoog, FL	29-474
1978	Cormac Carney, SE	57-870
1979	Mike Fortson, RB	27-177
1980	Andy Bark, WR	47-794
1981	Mike Kirby, WR	35-419
1982	Mike Kirby, WR	30-593
1983	Mike Kirby, WR	38-862
1984	Ken Carpenter, WR	15-258
1985	Ken Carpenter, WR	42-869
1986	Tyrone Jeffcoat, WR	20-369
1987	Tyler Barth, WR	14-218
1988	Greg Cochran, WR	12-243
1989	Steve Senn, WR	30-586
1990	David Mott, TE	8-102
1991	Scott Hufford, WR	8-334
1992	Peter Wilkie, TE	15-210
1993	Richie Marsh, WR	19-321
1994	Jeremy Johnson, HB	18-337
1995	Jake Campbell, HB	25-353
1996	Marcus Alexander, WR	23-382
1997	Matt Farmer, WR	23-380
1998	Matt Farmer, WR	35-650
1999	Matt Farmer, WR	34-484
2000	Ryan Fleming, WR	52-930
2001	Ryan Fleming, WR	28-416
2002	Adam Strecker, TE	14-261
2003	Alec Messerall, WR	21-328
2004	J.P. Waller, WR	32-476
2005	Jason Brown, WR	49-874
2006	Victor Thompson, WR	23-301
2007	Chad Hall, WR/TB	50-524
2008	Josh Cousins, WR	16-176
2009	Kevin Fogler, WR	25-567
2010	Jonathan Warzeka, WR	18-406
2011	Zack Kauth, WR	31-620
2012	Ty MacArthur, WR	24-411
2013	Garrett Brown, WR	19-237
2014	Jalen Robinette, WR	43-806
2015	Garrett Brown, WR	27-557

2016	Jalen Robinette, WR	26-641
2016	Jalen Robinette, WR	35-959
2017	Marcus Bennett, WR	19-403
2018	Marcus Bennett, WR	24-465
2019	Geraud Sanders, WR	30-746
2020	Kyle Patterson, TE	12-205
2021	Brandon Lewis, WR	20-600
2022	David Cormier, WR	15-404
2023	Jared Roznos, WR	12-374

Total Offense

Individual Plays

Career

1. 1,340 Dave Ziebart, 1976-79
2. 1,287 Shaun Carney, 2004-07
3. 1,032 Beau Morgan, 1994-96
4. 1,011 Tim Jefferson, 2008-11
5. 920 Dee Dowis, 1986-89

Season

1. 442 Bob Parker, 1970
2. 438 Dave Ziebart, 1977
3. 426 Keith Boyea, 2001
4. 405 Beau Morgan, 1996
5. 398 Beau Morgan, 1995

Game

1. 67 Gary Baxter vs. Wyoming, 1969
2. 60 Gary Baxter vs. Washington, 1997
3. 57 Bob Parker vs. Colorado, 1970
- 57 Dave Ziebart vs. Baylor, 1977
- 57 Keith Boyea vs. CSU, 2001



Brad Roberts

INDIVIDUAL RECORDS

Total Offense

Yards

Career

1. 7,952 Shaun Carney, 2004-07
2. 6,627 Beau Morgan, 1994-96
3. 6,587 Tim Jefferson, 2008-011
4. 6,482 Dee Dowis, 1986-89
5. 5,511 Dave Ziebart, 1976-79

Season

1. 2,783 Bob Parker, 1970
2. 2,704 Beau Morgan, 1996
3. 2,571 Dee Dowis, 1989
4. 2,481 Bart Weiss, 1985
5. 2,469 Keith Boyea, 2001

Game

1. 396 Arion Worthman vs. Navy, 2017
2. 390 Isaiah Sanders vs. UNLV, 2018
3. 380 Bob Parker vs. Colorado St., 1970
4. 377 Dee Dowis vs. Northwestern, 1988
5. 375 Dave Ziebart vs. Wyoming, 1976

Leaders by Season

Year	Player, Pos	Plays-Yds
1956	Eddie Rosane, QB	178-847
1957	John Kuenzel, QB	209-912
1958	Rich Mayo, QB	207-1,109
1959	Rich Mayo, QB	287-1,357
1960	Rich Mayo, QB	308-1,317
1961	Bob McNaughton, QB	191-686
1962	Terry Isaacson, QB	230-955
1963	Terry Isaacson, QB	309-1,747
1964	Jim Murphy, QB	214-1,063
1965	Paul Stein, QB	365-1,767
1966	Steve Turner, QB	198-833
1967	Gary Baxter, QB	174-550
1968	Gary Baxter, QB	276-1,299
1969	Gary Baxter, QB	371-1,892
1970	Bob Parker, QB	442-2,783
1971	Rich Haynie, QB	271-1,432
1972	Rich Haynie, QB	312-1,793
1973	Rich Haynie, QB	278-1,515
1974	Mike Worden, QB	189-849
1975	Mike Worden, QB	348-1,439
1976	Rob Shaw, QB	281-1,296
1977	Dave Ziebart, QB	438-1,735
1978	Dave Ziebart, QB	343-1,528
1979	Dave Ziebart, QB	357-1,344
1980	Scott Schafer, QB	338-1,399
1981	John Kershner, FB	120-685
1982	Marty Louthan, QB	345-2,133
1983	Marty Louthan, QB	261-1,933
1984	Bart Weiss, QB	213-1,208
1985	Bart Weiss, QB	321-2,481
1986	Jim Tomallo, QB	167-780
1987	Dee Dowis, QB	306-1,915
1988	Dee Dowis, QB	249-1,842
1989	Dee Dowis, QB	312-2,571
1990	Rob Perez, QB	156-644
1991	Rob Perez, QB	328-1,889
1992	Jarvis Baker, QB	312-1,255
1993	Demond Cash, QB	243-1,278
1994	Beau Morgan, QB	229-1,473
1995	Beau Morgan, QB	398-2,450
1996	Beau Morgan, QB	405-2,704
1997	Blane Morgan, QB	315-1,540
1998	Blane Morgan, QB	257-1,652
1999	Mike Thiessen, QB	243-1,426
2000	Mike Thiessen, QB	374-2,400
2001	Keith Boyea, QB	426-2,469
2002	Chance Harridge, QB	396-2,291
2003	Chance Harridge, QB	341-1,909
2004	Shaun Carney, QB	308-1,911

2005	Shaun Carney, QB	318-2,103
2006	Shaun Carney, QB	325-1,810
2007	Shaun Carney, QB	336-2,128
2008	Tim Jefferson, QB	181-1,042
2009	Tim Jefferson, QB	181-1,102
2010	Tim Jefferson, QB	313-2,253
2011	Tim Jefferson, QB	336-2,190
2012	Connor Dietz, QB	255-1,800
2013	Anthony LaCoste, TB	135-890
2014	Kale Pearson, QB	342-2,277
2015	Karson Roberts, QB	316-2,338
2016	Nate Romine, QB	203-1,485
2017	Arion Worthman, QB	326-1,946
2018	Isaiah Sanders, QB	198-1,310
2019	Donald Hammond III, QB	232-1,869
2020	Haaziq Daniels, QB	109-730
2021	Haaziq Daniels, QB	258-1,915
2022	Brad Roberts, RB	345-1,728
2023	Zac Larrier, QB	209-1,394

Scoring

Individual Points

Career

1. 254 Luke Strebels, 2015-17
2. 252 Beau Morgan, 1994-96
- 252 Dee Dowis, 1986-89
4. 237 Sean Pavlich, 1980-83
5. 231 Dave Lawson, 1972-75

Season

1. 132 Chance Harridge, 2002
2. 120 Brian Bream, 1970
3. 117 Luke Strebels, 2017
4. 114 Beau Morgan, 1995
- 114 Ernie Jennings, 1970

Game

1. 36 Dee Dowis vs. San Diego St., 1989
 2. 30 Arion Worthman vs. UNLV, 2017
 - 30 Tim McVey vs. New Mexico, 2015
 - 30 Marty Louthan vs. Navy, 1983
 - 30 Ernie Jennings vs. Utah State, 1969
 6. 26 Larry Thomson vs. Colo. College, 1956
 7. 24 Brad Roberts vs. UNLV, 2022*
- * - Done 15 times, most recent

Individual Touchdowns

Career

1. 42 Beau Morgan, 1994-96
2. 41 Dee Dowis, 1986-89
3. 36 Greg Johnson, 1986-89
4. 35 Brad Roberts, 2019-22
- 35 Chance Harridge, 2001-03

Season

1. 22 Chance Harridge, 2002
2. 20 Brian Bream, 1970
3. 19 Beau Morgan, 1995
- 19 Ernie Jennings, 1970
5. 18 Beau Morgan, 1996
- 18 Dee Dowis, 1989
- 18 Keith Boyea, 2001

Game

1. 6 Dee Dowis vs. San Diego St., 1989
 2. 5 Tim McVey vs. New Mexico, 2015
 - 5 Marty Louthan vs. Navy, 1983
 - 5 Ernie Jennings vs. Utah State, 1969
 - 5 Arion Worthman vs. New Mexico, 2017
 6. 4 Brad Roberts vs. UNLV, 2022*
- * - Done 16 times, most recent

Leaders by Season

Year	Player, Pos.	Pts
1956	Larry Thomson, HB/K	87
1957	George Pupich, HB/K	27
1958	Mike Quinlan, HB	48
1959	Mike Quinlan, HB	42
1960	Mike Quinlan, HB	48
1961	Nick Arshinkoff, HB	24
1962	John Gavin, K	39
1963	Terry Isaacson, QB	80
1964	Dick Czarnota, HB	24
1965	Paul Stein, QB	36
1966	Dick Hall, K	46
1967	Dennis Leuthauser, LB/K	27
1968	Curtis Martin, TB	48
1969	Dennis Leuthauser, LB/K	75
1970	Brian Bream, TB	120
1971	Craig Barry, K	33
1972	Joel Carlson, TB	54
1973	Dave Lawson, MG/K	55
1974	Dave Lawson, LB/K	70
1975	Dave Lawson, LB/K	54
1976	David Thomas, FB	48
1977	Steve Hoog, FL	30
1978	Jim Sturch, K	58
1979	Jim Sturch, K	34
1980	Sean Pavlich, K	43
1981	Sean Pavlich, K	39
1982	Sean Pavlich, K	81
1983	Marty Louthan, QB	96
1984	Carlos Mateos, K	65
1985	Kelly Pittman, HB	84
1986	Pat Evans, FB	42
	Chris Blasy, K	42
1987	Steve Yarbrough, K	63
1988	Greg Johnson, HB	106
1989	Dee Dowis, QB	112
1990	Joe Wood, K	55
1991	Joe Wood, K	88
1992	Jarvis Baker, QB	78
1993	Chris MacInnis, K	60
1994	Jake Campbell, HB	80
1995	Beau Morgan, QB	114
1996	Beau Morgan, QB	108
1997	Alex Wright, K	60
1998	Blane Morgan, QB	90
1999	Jackson Whiting, K	62
2000	Dave Adams, K	94
2001	Keith Boyea, QB	110
2002	Chance Harridge, QB	132
2003	Chance Harridge, QB	72
2004	Darnell Stephens, HB	60
2005	Scott Eberle, PK	68
2006	Zach Sasser, K/P	59
2007	Ryan Harrison, PK	101
2008	Ryan Harrison, PK	108
2009	Erik Soderberg, PK	104
2010	Tim Jefferson, QB	90
2011	Parker Herrington, PK	90
2012	Parker Herrington, PK	58
2013	Will Conant, PK	65
2014	Will Conant, PK	102
2015	Tim McVey, RB	78
2016	Luke Strebels, PK	117
2017	Arion Worthman, QB	78
2018	Jake Koehnke, PK	59
2019	Jake Koehnke, PK	90
2020	Brad Roberts, FB	30
	Tevey Schuettpelz-Rohl, PK	30
2021	Brad Roberts, FB	78
2022	Brad Roberts, FB	102
2023	Matthew Dapore, PK	79

INDIVIDUAL RECORDS

Kicking

Punting Average

Career

1. 44.4 Mark Simon, 1984-86
2. 44.0 Jason Christ, 1990-91
3. 43.9 Brandon Geyer, 2008-09
4. 43.6 Will Conant, 2014
- 43.6 Jason Kirkland, 1996-98
- 43.6 Robert Barkers, 2002

Season

1. 47.3 Mark Simon, 1985
2. 47.0 Chris MacInnis, 1993
3. 45.7 Jason Christ, 1991
4. 44.7 Jason Kirkland, 1998
5. 43.7 Mark Simon, 1986

Game

1. 59.3 Ryan Harrison vs. Wyoming, 2007
2. 56.5 David Baska vs. Navy, 2011
3. 55.8 Steve Carr vs. Notre Dame, 1995
4. 53.8 Jason Christ vs. New Mexico, 1991
5. 53.6 Mark Simon vs. UTEP, 1985

Field Goal Attempts

Career

1. 95 Dave Lawson, 1972-75
2. 58 Sean Pavlich, 1980-83
3. 56 Ryan Harrison, 2007-08
4. 50 Dennis Leuthauser, 1967-69
- 50 Matthew Dapore, 2021-23

Season

1. 31 Dave Lawson, 1974
2. 30 Erik Soderberg, 2009
3. 29 Ryan Harrison, 2008
4. 28 Dave Lawson, 1975
5. 27 Ryan Harrison, 2007

Game

1. 6 Erik Soderberg vs. San Diego St., 2009
 2. 5 Joey Ashcroft vs. Army, 2003*
- * - Done eight times, most recent

Field Goals Made

Career

1. 51 Dave Lawson, 1972-75
2. 43 Ryan Harrison, 2007-08
3. 42 Sean Pavlich, 1980-83
4. 41 Luke Strebels, 2015-17
5. 39 Matthew Dapore, 2021-23
- Joe Wood, 1989-91

Season

1. 24 Ryan Harrison, 2008
2. 22 Erik Soderberg, 2009
- 22 Luke Strebels, 2017
4. 19 Will Conant, 2014
- 19 Ryan Harrison, 2007
- 19 Dave Adams, 2000
- 19 Dave Lawson, 1974

Game

1. 4 Jake Koehnke vs. Navy, * 2019
- * - Done 10 times, most recent

Field Goal Percentage

Career

1. .882 Will Conant, 2013-14 (30-34)
2. .880 Jake Koehnke, 2017-19 (22-25)
3. .854 Luke Strebels, 2015-17 (41-48)
4. .826 Jackson Whiting, 1998-99 (19-23)
5. .796 Joe Wood, 1989-91 (39-49)

Season

1. 1.000 Jake Koehnke, 2019 (13-13)
- 1.000 Jackson Whiting, 1999 (12-12)
3. .909 Luke Strebels, 2015 (10-11)
4. .905 Will Conant, 2014 (19-21)
5. .889 Joey Ashcroft, 2002 (16-18)

Extra Point Attempts

Career

1. 131 Luke Strebels, 2015-17
2. 118 Sean Pavlich, 1980-83
3. 108 Joe Wood, 1989-91
4. 105 Matthew Dapore, 2021-23
5. 95 Parker Herrington, 2011-12

Season

1. 55 Jake Koehnke, 2019
2. 54 Jackson Whiting, 1998
3. 52 Tom Ruby, 1985
4. 51 Luke Strebels, 2016
5. 50 Joey Ashcroft, 2002
- 50 Joe Wood, 1989

Game

1. 9 Chris MacInnis vs. Indiana St., 1993
 - 9 Steve Yarbrough vs. New Mexico, 1988
 - 9 Dave Lawson vs. Davidson, 1982
 4. 8 Erik Soderberg vs. Northwestern St., 2010*
- * - Done eight times, most recent

Extra Points Made

Career

1. 131 Luke Strebels, 2015-17
2. 111 Sean Pavlich, 1980-83
3. 104 Joe Wood, 1989-91
4. 102 Matthew Dapore, 2021-23
5. 91 Parker Herrington, 2011-12

Season

1. 53 Jackson Whiting, 1998
2. 52 Tom Ruby, 1985
3. 51 Luke Strebels, 2016
- 51 Jake Koehnke, 2019
5. 48 Joe Wood, 1989

Game

1. 9 Chris MacInnis vs. Indiana St., 1993
 - 9 Steve Yarbrough vs. New Mexico, 1988
 3. 8 Erik Soderberg vs. Northwestern St., 2010*
- * - Done six times, most recent is listed.

Extra Point Pct.

Career

1. 1.000 Luke Strebels, 2015-17 (131-131)
- 1.000 Luke Strebels, 2015-16 (88-88)
- 1.000 Tom Ruby, 1984-85 (57-57)
- 1.000 Chris Blasy, 1986-87 (22-22)
5. .987 Jackson Whiting, 1998 (79-80)
6. .976 Ryan Harrison, 2007-08 (80-82)
7. .976 Will Conant, 2013-14 (81-83)

Season

1. 1.000 Luke Strebels, 2016 (51-51)
- 1.000 Luke Strebels, 2017 (43-43)
- 1.000 Luke Strebels, 2015 (37-37)
- 1.000 Jackson Whiting, 1999 (26-26)
- 1.000 Steve Yarbrough, 1987 (30-30)
- 1.000 Chris Blasy, 1986 (15-15)
- 1.000 Tom Ruby, 1985 (52-52)
- 1.000 Dave Lawson, 1975 (15-15)
- 1.000 Tevye Schuettpeiz-Rohl, 2020 (15-15)

Punting Leaders by Season

Year	Player, Pos.	#-Yards
1956	Eddie Rosane, QB	24-34.4
1957	John Kuenzel, QB	22-35.3
1958	Rich Mayo, QB	24-36.5
1959	Rich Mayo, QB	32-35.0
1960	Rich Mayo, QB	42-38.1
1961	Terry Isaacson, HB	39-40.3
1962	Terry Isaacson, QB	40-38.7
1963	Terry Isaacson, QB	41-39.0
1964	Ken Jagers, HB	51-41.0
1965	Pat Hogarty, K	60-38.7
1966	Pat Hogarty, K	51-38.7
1967	Steve Roseman, FB	44-35.1
1968	Scott Hamm, DB	67-39.3
1969	Darryl Haas, LB	55-38.7
1970	Scott Hamm, DB	53-41.2
1971	Darryl Haas, LB	67-42.0
1972	Jerry Olin, DB	46-34.3
1973	Tom Lange, P	54-37.6
1974	Tom Lange, P	26-37.0
1975	Tom Lange, P	63-41.5
1976	Ken Dressel, P	54-36.0
1977	Scott Schafer, P	65-37.5
1978	Scott Schafer, P	62-43.2
1979	Scott Schafer, TE	78-41.2
1980	Scott Schafer, QB	38-38.0
1981	Jeff Kubiak, P	61-38.9
1982	Jeff Kubiak, P	43-43.4
1983	Jeff Kubiak, P	36-43.2
1984	Mark Simon, P	48-42.1
1985	Mark Simon, P	53-47.3
1986	Mark Simon, P	63-43.7
1987	Chris Blasy, P/K	58-38.0
1988	Chris Blasy, P/K	43-40.2
1989	Eric Olson, P	37-38.0
1990	Jason Christ, P	59-42.6
1991	Jason Christ, P	50-45.7
1992	Chris MacInnis, P/K	58-41.5
1993	Chris MacInnis, P/K	49-47.0
1994	Steve Carr, P	51-41.7
1995	Steve Carr, P	45-43.2
1996	Jason Kirkland, P	16-42.8
1997	Jason Kirkland, P	53-43.0
1998	Jason Kirkland, P	38-44.7
1999	Scott Gribben, P	57-41.9
2000	Dallas Thompson, P	50-40.8
2001	John Cortney, P	39-42.4
2002	Robert Barkers, P	23-43.6
2003	Andrew Martin, P	43-43.2
2004	Donny Heaton, P	47-41.3
2005	Donny Heaton, P	28-39.2
2006	Zach Sasser, P/K	39-40.8
2007	Ryan Harrison, P/K	46-42.9
2008	Ryan Harrison, P/K	43-38.9
2009	Brandon Geyer, P	50-43.0
2010	Keil Bartholomew, P	28-40.4
2011	David Baska, P	32-40.8
2012	David Baska, P	40-39.2
2013	David Baska, P	48-39.5
2014	Will Conant, P	61-43.6
2015	Luke Strebels, P/K	13-40.0
2016	Steve Brosy, P	48-41.1
2017	Charlie Scott, P	41-42.1
2018	Jake Koehnke, P	17-41.6
2019	Charlie Scott, P	30-40.5
2020	Joseph Carlson, P	14-39.6
2021	Carson Bay, P	16-40.9
2022	Carson Bay, P	31-37.6
2023	Luke Freer, P	15-42.7

Defense

Tackles

Career

1. 475 Terry Maki, 1983-86
2. 469 Tom Foertsch, 1976-78
3. 381 Mike France, 1979-81
4. 366 Jack Kucera, 1975-77
5. 363 Brian Hill, 1988-90
6. 342 Chris Gizzi, 1994-97
7. 340 Johnny Jackson, 1978-81
8. 338 Ryan Williams, 1977-79
9. 337 Ray Wild, 1972-74
10. 319 Drew Fowler, 2005-07

Season

1. 195 Terry Maki, 1986
2. 184 Tom Foertsch, 1977
3. 179 Chris Gizzi, 1997
4. 170 Jack Kucera, 1976
5. 166 Jack Kucera, 1977
6. 163 Tom Foertsch, 1976
7. 157 Mike France, 1980
8. 146 Brian Hill, 1988
9. 145 Willie Mayfield, 1970
10. 144 Shawn Smith, 1982

Game

1. 30 Terry Maki vs. N.D., 1985
2. 26 Jack Kucera vs. BC, 1977
3. 25 Terry Maki vs. Wyo, 1986
- 25 Tom Foertsch vs. Notre Dame, 1977
5. 24 Jack Kucera vs. Arizona St, 1977
6. 23 Brady Amack vs. Navy, 2011
- 23 Brian Hill vs. Colorado St, 1988
- 23 Terry Maki vs. N. D., 1986
- 23 Tom Foertsch vs. Pacific, 1977
- 23 Darryl Haas vs. Oregon, 1970
- 23 Jack Kucera vs. Pacific, 1977
- 23 Larry Tollstam vs. Wash, 1964



QB Sacks

(Did not start until 1986)

Career

1. 34 Chad Hennings, 1985-87
2. 23 Vergil Simpson, 1990-92
3. 20 Johnny Harrison, 1992-94
4. 16 Ryan Watson, 2014-16
- 16 Vince Sanford, 2019-22

Season

1. 24 Chad Hennings, 1987
2. 13 Vergil Simpson, 1991
3. 12 Johnny Harrison, 1994
4. 11 John Steed, 1986
5. 10 Bo Richter, 2023
- 10 Randle Gladney, 1989
- 10 Chad Hennings, 1986
- 10 Steve Spewock, 1986
9. 9.5 Vince Sanford, 2021
10. 9 Ryan Watson, 2016
- 9 Jake Paulson, 2008
- 9 Erik Davis, 1984

QB Sack Yardage

(Did not start until 1986)

Career

1. 225 Chad Hennings, 1985-87
2. 137 Johnny Harrison, 1992-94
3. 134 Vergil Simpson, 1990-92
4. 130 Vince Sanford, 2019-22
5. 102 Bo Richter, 2019-23
6. 87 Chris Gizzi, 1994-97
- 87 Jake Paulson, 2006-08
8. 86 Shawn Thomas, 1997-98
9. 78 Brian McCray, 1993-95
10. 75 Randle Gladney, 1988-89

Season

1. 182 Chad Hennings, 1987
2. 95 Bo Richter, 2023
3. 91 Vince Sanford, 2021
4. 85 Johnny Harrison, 1994
5. 79 Jordan Jackson, 2021
6. 78 Vergil Simpson, 1991
7. 67 Shawn Thomas, 1998
8. 60 Jake Paulson, 2008
9. 59 J.T. Tokish, 1989
10. 52 Erik Davis, 1984

Tackles for Loss

(Includes QB Sacks)

Career

1. 71 Chad Hennings, 1985-87
2. 55 Dave Scott, 1975-77
3. 46 Vergil Simpson, 1990-92
4. 41.5 Shawn Thomas, 1997-99
5. 41 Johnny Harrison, 1992-94
6. 38 John Ziegler, 1983-85
7. 37 Steve Fernandez, 1994-97
8. 36.5 Alex Hansen, 2012-15
9. 36 Chris Gizzi, 1994-97
10. 35.5 Vince Sanford, 2019-22

Season

1. 31 Chad Hennings, 1987
2. 27 Dave Scott, 1976
3. 24 John Steed, 1986
4. 23 Shawn Thomas, 1998
5. 22 Johnny Harrison, 1994
6. 21 Vergil Simpson, 1991
- 21 Chris Gizzi, 1997
8. 20 Chad Hennings, 1986
- 20 Chad Hennings, 1985
10. 19.5 Bo Richter, 2023

Tackles for Loss Yardage

Career

1. 453 Chad Hennings, 1985-87
2. 321 Dave Scott, 1975-77
3. 233 Johnny Harrison, 1992-94
4. 232 Shawn Thomas, 1997-99
5. 218 Vergil Simpson, 1990-92
6. 209 John Ziegler, 1983-85
7. 185 Chris Gizzi, 1994-97
8. 175 Mark Ewig, 1967-69
9. 163 Vince Sanford, 2019-22
10. 161 Gene Ogilvie, 1970-72

Season

1. 202 Chad Hennings, 1987
2. 181 Dave Scott, 1976
3. 148 Shawn Thomas, 1998
4. 140 Chad Hennings, 1985
5. 131 Johnny Harrison, 1994
6. 118 Vince Sanford, 2021
7. 116 Bo Richter, 2023
- 116 Vergil Simpson, 1991
9. 110 John Ziegler, 1985
10. 107 Mark Ewig, 1969



Chris Gizzi (left) and Chad Hennings (right)

INDIVIDUAL RECORDS

Interceptions

Career

1.	18	Weston Steelhammer, 2013-16
2.	17	Tom Rotello, 1983-86
3.	16	Carlton McDonald, 1989-92
4.	15	Dwan Wilson, 1982-85
5.	12	Anthony Wright, 2008-11
6.	11	Kelvin King, 1993-95
7.	10	Scott Thomas, 1982-85
	10	Brian Watkins, 1991-94
	10	Jon Davis, 2008-11
10.	9	Tim Curry, 1996-98
	9	Cyd Maattala, 1968-70
	9	Dave Carraway, 1979-81
	9	Reggie Rembert, 2007-10

Season

1.	8	Carlton McDonald, 1992
	8	Tom Rotello, 1985
3.	7	Weston Steelhammer, 2016
	7	Anthony Wright, 2009
	7	Jim Smith, 1970
6.	6	Weston Steelhammer, 2014*

* - Done nine times, most recent

Interception Yardage

Career

1.	296	Tom Rotello, 1983-85
2.	210	Anthony Wright, 2008-11
3.	198	Zane Lewis, 2017-19
4.	195	Carlton McDonald, 1989-92
5.	182	Frank Staine-Pyne, 1994-97
6.	173	Jimmy Smith, 1968-70
7.	154	Larry Duncan, 2001-03
8.	152	Nate Allen, 2003-04
9.	149	Johnny Jackson, 1978-81
10.	147	Dwan Wilson, 1982-85

Season

1.	182	Frank Staine-Pyne, 1997
2.	167	Jim Smith, 1970
3.	153	Anthony Wright, 2009
4.	136	Carl Dieudonne, 1983
5.	117	Nate Allen, 2003
6.	113	Larry Duncan, 2001
7.	110	Charlie May, 1956
8.	109	Carlton McDonald, 1992
9.	103	Terry Isaacson, 1962
10.	101	Tom Rotello, 1985

INT Leaders by Season

Year	Player, Pos.	#-Yards
1956	John Kuenzel	3-55
1957	Tom Jozwiak	3-10
	George Pupich	3-10
1958	Steve Galios	2-19
1959	Rich Mayo	4-34
1960	Don Baucom	2-15
1961	Bob McDonough	6-75
1962	Terry Isaacson	4-103
1963	John Puster	3-0
1964	John Puster	3-34
1965	Lloyd Duncan	3-42
1966	Tom Zyroll	3-89
1967	Neal Starkey	3-27
1968	Cyd Maattala	6-41
1969	Glenn Leimbach	2-15
1970	Jim Smith	7-167
1971	Bob Gilbert	2-30
1972	Dennis Collins	4-39
1973	Dennis Collins	4-76
1974	Mike Mark	4-60
1975	Jim Miller	6-82
1976	Tim Hoy	2-15
1977	Tim Hoy	3-31
1978	Clay Rumph	3-41
1979	Johnny Jackson	2-70
1980	Dave Carraway	5-53
1981	Dave Carraway	4-5
1982	Greg Zolninger	3-62
1983	Carl Dieudonne	4-136
1984	Dwan Wilson	5-52
1985	Tom Rotello	5-101
1986	Tom Rotello	5-78
1987	Mike Gantt	3-17
1988	Andy Toth	2-27
	Gary Kilmer	2-0
1989	Randle Gladney	4-49
1990	Shanon Yates	4-39
1991	Carlton McDonald	6-76
1992	Carlton McDonald	8-109
1993	Brian Watkins	4-93
1994	Brian Watkins	6-28
1995	Kelvin King	5-18
1996	Steve Pipes	3-36
1997	Tim Curry	5-99
1998	Craig Thorstenson	3-42
1999	Jason Blevins	3-0
2000	Kurt Duffy	2-9
2001	Larry Duncan	3-113
	Wes Crawley	3-29
2002	Wes Crawley	4-28
2003	Jeff Overstreet	3-51



Jerome Gaillard, Jr.

2004	Nate Allen	2-35
	Chris Sutton	2-44
2005	Bobby Giannini	3-35
2006	Julian Madrid	2-12
2007	Carson Bird	6-10
2008	Reggie Rembert	3-23
2009	Anthony Wright	7-153
2010	Reggie Rembert	3-31
	Jon Davis	3-23
2011	Jon Davis	4-43
2012	Alex Means	2-86
	Steffon Batts	2-46
2013	Christian Spears	2-38
2014	Weston Steelhammer	6-10
2015	Weston Steelhammer	5-30
2016	Weston Steelhammer	7-33
2017	Shaquille Vereen	1-30
	Lakota Wills	1-0
	Kyle Floyd	1-0
	James Jones	1-0
2018	Jeremy Fejedelem	3-0
2019	Milton Bugg III	3-99
2020	Corvan Taylor	2-82
2021	Corvan Taylor	3-21
2022	Camby Goff	3-25
2023	Trey Taylor	3-97
	Johnathan Youngblood	3-31



ALL-TIME LETTERMEN

The first number is the graduation year, followed by years lettered.

-- A --

Aaron, James R., 81, 78
 Abraham, Robert E., 73, 72
 Achter, Gilbert J., Jr, 64, 61, 62, 63
 Adair, Marcus, 95, 91
 Adams, Cedric, 04, 02
 Adams, Craig P., 77, 74, 75, 76
 Adams, Dave, 01, 98, 99, 00
 Adams, Jackson, 26, 23
 Adams, James J., 84, 80, 81
 Addison, Nakia, 97, 93, 94, 95, 96
 Adeji-Paul, P.J., 12, 08, 09, 10, 11
 Adeniji, Moshood, 14, 12, 13
 Ahlgrim, Pat, 89, 86, 87, 88
 Ahmann, Gerald L., 63, 62
 Aihie, Osaro, 25, 22, 23
 Akinyemi, Charles, 05, 01, 02
 Albrecht, Thomas L., 80, 76, 77
 Alexander III, Claude, 17, 14, 15, 16
 Alexander, Kendin, 25, 22, 23
 Alexander, Marcus, 97, 95, 96
 Allaway, Arthur W., 72, 69
 Allen, David K., 68, 65, 66, 67
 Allen, John R., 16, 15
 Allen, Kyle, 01, 98, 99, 00
 Allen, Nate, 05, 01, 02, 03, 04
 Allen, Steven S., 86, 84, 85
 Altman, Hunter, 09, 06, 07, 08
 Alves, Daniel, 01, 98, 99
 Amack, Brady, 12, 08, 09, 10, 11
 Amdor, Stephen L., 65, 62, 63, 64
 Amezaga, Ricky, 03, 00, 01, 02
 Amy, Garrett, 19, 16, 17, 18
 Anderson, Erik, 06, 04, 05
 Anderson, Greg, 90, 87
 Anderson, Jacob, 05, 02
 Anderson, Matthew, 21, 19, 20
 Anderson, Tod D., 81, 78, 80
 Antoine, Edward L., Jr., 82, 79, 81
 Apfel, Cody, 16, 14, 15
 Arata, Joseph F., 84, 82, 83
 Ariguzo, Ikenna, 14, 10
 Armour, Alex, 93, 89, 90, 91, 92
 Armstrong, Spencer, 09, 06, 07, 08
 Arndt, Alexander, 11, 10
 Arshinkoff, Nicholas T., 63, 60, 61, 62
 Arthur, Jamie, 02, 99, 00, 01
 Ashcroft, Joey, 04, 01, 02, 03
 Atrice, Stephen, 13, 11, 12
 Avery, Hank, 15, 11
 Avila, Robert B., 84, 80, 81, 82, 83
 Awini, Abdul-Jaleel, 16, 12

-- B --

Bagnall, Brody, 19, 16, 17, 18
 Baca, Brad, 05, 02
 Bacigalupo, Phil, 67, 64
 Backus, David L., 65, 62, 63, 64
 Baer, Craig A., 68, 66, 67
 Bailey, John, 90, 88
 Bair, Jared, 20, 19
 Baker, Chris H., 93, 90, 91, 92
 Baker, Jarvis, 93, 90, 91, 92
 Baker, Kalon, 16, 13, 14, 15
 Baldwin, Brett, 18, 16, 17
 Ball, Shelby G., 80, 76, 77, 78, 79
 Banks, Antoine J., 93, 90, 91, 92
 Barbery, Tyrone, 97, 96
 Bark, Andrew G., 83, 79, 80
 Barkers, Robert, 05, 02

Barnes, Miles, 16, 13, 14, 15
 Barnes, Reginald, 16, 12
 Barnes, Robert P., 67, 65, 66
 Barnes, William P., 83, 80, 81
 Barnhorst, Jacob R., 18, 15, 16, 17
 Barreau, Terrence, 02, 99, 00
 Barron, Michael, 99, 97, 98
 Barry, Craig L., 72, 70, 71
 Barry, Samuel, 19, 16
 Barth, Tyler S., 88, 85, 86, 87
 Bartholomew, Keil, 11, 10
 Basik, Jeffrey P., 82, 79
 Baska, David, 13, 11, 12, 13
 Bassa, Paul, Jr, 72, 69, 70, 71
 Battle, Elliot, 11, 08, 09
 Batts, Stefan, 14, 11, 12, 13
 Baucom, Donald R., 62, 59, 60, 61
 Bauman, Philip J., 71, 68, 69, 70
 Baumgarten, Timothy O., 78, 74
 Baxley, Jared, 07, 04, 06
 Baxter, Gary L., 70, 67, 68, 69
 Baxter, Robert H., 62, 59
 Bay, Carson, 25, 21, 22, 23
 Bays, Kent J., 72, 69, 70, 71
 Beake, Christopher, 94, 92, 93
 Beal, Byron E., 73, 72
 Beard, Kenneth (K.C.), 25, 22, 23
 Beard, Nate, 01, 99, 00
 Beasley, Britton, 21, 20
 Becker, Scott, 01, 98, 99, 00
 Becker, William R., 80, 79
 Beene, Lane, 91, 88, 89, 90
 Beers, Rocky, 25, 22
 Behne, Daniel G., 84, 82, 83
 Bein, Charles, 24, 20
 Bell, Kevin, 90, 87, 88, 89
 Bell, Zachary, 11, 10
 Bellamy, Jamari, 25, 22, 23
 Bendrick, Patrick D., 84, 81
 Bennett, Marcus, 19, 16, 17, 18
 Bensen, Jeffrey, 12, 09, 10, 11
 Bentley, Brendan, 23, 21, 22
 Bentley, Tim, 90, 87
 Bergstrom, Jeffrey, 94, 92, 93
 Bernardoni, Brandon, 05, 02
 Berry, William M., III, 74, 71, 72, 73
 Beschel, Dillon, 15, 12, 13, 14
 Bess, Neal K., 2018, 15, 16, 17
 Betance, Michael, 90, 87, 88, 89
 Beveridge, Ryan, 18, 15, 16, 17
 Bierie, John M., 71, 68, 69, 70
 Bievenour, Michael, 79, 76
 Bird, Carson, 08, 04, 05, 06, 07
 Birdow, Taven, 20, 17, 18, 19
 Bitterman, Thomas L., 69, 68
 Black, Michael, 94, 91, 92, 93
 Blackmon, Thadius, 22, 18, 21, 22
 Blake, Kuponu, 24, 20, 21, 22, 23
 Blanchard, Corbin, 21, 20
 Blanchard, Len, 90, 87
 Blank, Gary F., 72, 69, 70, 71
 Blasy, Christopher, 89, 86, 87, 88
 Bledsoe, Robert G., 81, 78, 79, 80
 Blevins, Jason, 00, 97, 98, 99
 Blew, Bryan, 03, 00, 02
 Block, Dane, 91, 88, 89
 Bloodworth, Darryl M., 64, 61, 62, 63
 Bloomfield, Michael J., 81, 79, 80
 Blum, Caden, 24, 20, 21, 22, 23
 Bobko, Peter B., 62, 59, 60
 BoisD'Enghien, Andrew, 24, 21, 22, 23
 Bolen, Michael D., 71, 68, 69, 70
 Bonaldo, Dino, 92, 89
 Bonds, Cale, 00, 97, 98, 99
 Bonelli, Brian, 00, 97, 98
 Bonham, Steven S., 93, 90

Booker, Albert, 89, 86, 87, 88
 Booth, Ryan, 22, 20, 21
 Bortka, Victor C., 84, 81, 82, 83
 Bounds, Jordan, 01, 00
 Bowers, Jason, 93, 90, 91, 92
 Bowman, Jason, 06, 04
 Boyd, CJ, 25, 22, 23
 Boyea, Keith, 02, 00, 01
 Bradley, Loyd, 14, 10
 Brackney, David, 95, 93
 Braley, Andrew, 06, 04
 Brancato, Matthew, 99, 97
 Brandt, William M., 65, 64
 Brantley, Luke, 16, 14, 15
 Brazier, Floyd, 98, 96
 Bready, Alvin, 75, 73, 74
 Bream, Brian B., 72, 69, 70, 71
 Bream, Scott R., 77, 75, 76
 Breece, Scott, 98, 96, 97
 Breier, Cameron, 25, 22, 23
 Brennan, Hugh P., 86, 83, 84, 85
 Brennan, Kevin B., 72, 70, 71
 Brennan, Steven, 91, 89, 90
 Brenner, Paul H., 73, 72
 Brezinsky, Thomas J., 85, 84
 Brickey, Robert E., 61, 58, 59, 60
 Briehl, Austin, 13, 10, 11, 12
 Brimer, William T., 80, 77
 Brinkerhoff, Jerry L., 68, 65, 66, 67
 Brittain, Ben, 24, 20, 22, 23
 Brockman, Elijah, 22, 21, 22
 Bronkar, Cody, 2018, 15, 16, 17
 Bronson, Howard F., 60, 57, 58, 59
 Brooks, Matthew, 96, 94, 95
 Brosy, Steven M., 17, 15, 16
 Brown, Garrett A., 16, 12, 13, 14, 15
 Brown, Brandon, 03, 00, 01
 Brown, Bruce A., 81, 78, 79, 80
 Brown, Derek C., 86, 82, 83, 84, 85
 Brown, Ethan M., 18, 15, 16, 17
 Brown, Jason, 06, 03, 04, 05
 Brown, Lawrence R., 79, 78
 Brown, Levi, 26, 23
 Brown, Marcus, 08, 04
 Brown, Mike W., 85, 82, 83, 84

Brown, Qualario, 01, 97, 98, 00
 Brown, Richard M., 63, 60, 61, 62
 Brown, Thomas, 97, 92, 95, 96
 Browne, Dillon, 19, 16
 Browning, Peter J., 86, 82
 Bryant, Warren, 22, 19, 20, 21
 Bryant, Clay, 10, 08
 Bryant, James, 24, 21, 22, 23
 Bryant, Ronald M., Jr., 86, 84, 85
 Brynteson, David W., 94, 91, 92, 93
 Bugg, Mason, 24, 21
 Bugg III, Milton (Tre), 21, 18, 19, 21
 Buehler, Robert B., 80, 79
 Bueker, Charles, 04, 02, 03
 Buelow, Joel, 03, 00, 01, 02
 Bullard, Brian M., 83 (D)
 Bullard, Kevin J., 89, 86, 87, 88
 Bullard, Robert, 19, 16, 17, 18
 Bunecke, Joseph, 78, 76, 77
 Bungum, Dylan, 15, 12, 13
 Burbank, Jeffrey, 94, 92, 93
 Burchett, Allen W., 68, 65, 66
 Burdett, Jeffrey, 92, 90, 91
 Burg, Michael S., 83 (D)
 Burger, Gregory, 91, 89, 90
 Burgwald, Jonathan R., 88, 85, 86, 87
 Burk, Owen, 24, 21, 22, 23
 Burkart, Howard, 65, 64
 Burkey, Bruce A., 68, 65, 66, 67
 Burns, James, 02, 00, 01
 Burns, Steven R., 80, 79
 Buron, Raoul J., Jr, 75, 73, 74
 Burr, Are'an, 26, 23
 Bush, Gregory J., 78, 76, 77
 Bush, Noah, 22, 19, 20, 21
 Busha, John, 26, 23
 Bushell, Mark W., 78, 75, 76, 77
 Butler, Anthony, 05, 01, 02, 03, 04
 Butler, Laurence J., 79, 78
 Buttrell, Frederick W., 85, 82, 83, 84
 Byers, Samuel, 17, 14, 15, 16
 Byrd, Jamal, 15, 12, 13, 14
 Byrd-Fulbright, Brenton, 10, 07, 08



K.C. Beard

ALL-TIME LETTERMEN

-- C --

Cage, Tre, 02, 00, 01
 Calhoun, Troy, 89, 85, 86, 87, 88
 Calvert, Aiden, 25, 22, 23
 Camacho, Marlon G., 88, 85
 Cameron, Carl, 91, 90
 Cameron, Von M., 85, 82, 83
 Campbell, Chris, 10, 07, 08, 09
 Campbell, Kristopher, 22, 19, 20, 21
 Campbell, Jake, 96, 93, 94, 95
 Campbell, Jason, 97, 96
 Cancino, Paul, 02, 00, 01
 Cannada, Briceton, 14, 11, 12, 13
 Cannon, Riley, 15, 12, 13, 14
 Cantwell, Michael T., 76, 73, 74, 75
 Capotosto, Nicholas, 95, 93
 Capra, Micah, 19, 16, 17, 18
 Cardinal, Xavier, 19, 16
 Carey, Conner, 23, 21, 22
 Carlan, Mason, 24, 21, 22, 23
 Carlson, Dana J., 75, 72
 Carlson, Joel A., 73, 70, 71, 72
 Carlson, Joseph, 21, 20
 Carlson, Mark, 06, 03, 04, 05
 Carney, Brian T., 77, 74, 75, 76
 Carney, Cormac J., 82, 78
 Carney, Shaun, 08, 04, 05, 06, 07
 Carp, Christopher, 07, 05, 06
 Carpenter, Ken S., 86, 83, 84, 85
 Carr, A.C., 00, 98
 Carr, Steve, 96, 94, 95
 Carr, Terry, 90, 87, 89
 Carraway, David L., 82, 79, 80, 81
 Carrington, Kevin, 14, 13
 Carson, Dylan, 26, 23
 Carter, Cicilio, 13, 09
 Carter, Ryan, 04, 02, 03, 04
 Casados, Tyler, 23, 21, 22
 Cash, Gideon D., 96, 93, 94
 Castanias, Paul C., 86, 83
 Castleberry, Cameron, 19, 16
 Castonguay, Eian, 23, 21, 22
 Cates, Preston, 93, 90, 91
 Cathcart, Richard J., 67, 65, 66
 Caunitz, Allen, 17, 14, 15, 16

Cerise, Mark C., 79, 77, 78
 Chambers, James, 13, 09, 10, 11, 12
 Champaign, Joseph, 15, 11, 12, 13
 Chandler, Kenneth, 00, 97, 98, 99
 Chandler, Michael J., 86, 83, 84, 85
 Chandler, Robert D., 80, 76, 77
 Charles, Nick, 10, 06, 07, 08, 09
 Charron, Chris, 05, 04
 Charters, Doug, 00, 98, 99
 Cherry, Mark, 91, 88
 Chesney, Kurt, 26, 22, 23
 Chrisley, James, 94, 92, 93
 Christ, Jason J., 92, 90, 91
 Cianciolo, Frederick R., 82, 79
 Cillessen, Bret, 96, 94, 95
 Clark, Asher, 12, 08, 09, 10, 11
 Clark, Don, 03, 01, 02
 Clark, George C., 59, 56, 57, 58
 Clark, Kenneth H., II, 59, 56, 57, 58
 Clark, Richard M., 86, 82, 83, 84, 85
 Clayton, Joshua, 08, 05, 06, 07
 Cleveland, Kellen, 17, 15, 16
 Cleveland, Ronald, 2019, 16, 17, 18
 Clifford, Larry, 96, 93
 Cline, Barry P., 69, 66, 67
 Clinton-Earl, Aaron, 16, 13
 Cloud, Kaden, 26, 23
 Cobb, Wesley, 13, 09, 10, 11, 12
 Cochran, Ben, 11, 08, 09, 10
 Cochran, Isaac, 22, 19, 21, 22
 Cochran, Gregory E., 89, 87, 88
 Coddington, Michael W., 80, 77
 Cole, Adam, 05, 02, 03, 04
 Cole, Felix, 04, 01, 02, 03
 Cole, Larry R., 68, 65, 66
 Coleman, Jerald A., 79, 77
 Coleman, Monty, 04, 01, 02, 03
 Coleman, Thomas H., 85, 81, 82, 83, 84
 Coleman, William (Drew), 13, 09, 10, 11, 12
 Collins, Corey, 24, 21, 22, 23
 Collins, Dennis F., 74, 72, 73
 Collins, Tyme, 25, 22, 23
 Conant, Will, 15, 13, 14
 Conley, David, 05, 01, 02, 03, 04
 Conley, John E., 65, 62

Connell, Chris P., 92, 89, 90, 91
 Connor, Bradley, 11, 08, 09, 10
 Connors, Ross, 19, 16, 17, 18
 Cook, Lawrence P., 68, 65, 66
 Cooks, Jamil, 14, 10, 11
 Coppola, Santo, 18, 15, 16, 17
 Corcoran, Brian, 13, 09, 10
 Cormany, Gerritt C., 67, 66
 Cormier, David, 22, 21, 22
 Cornum, Kory G., 80, 77, 78, 79
 Cortese, Casey, 00, 97, 98, 99
 Cortney, John, 02, 01
 Cousins, Josh, 10, 07, 08, 09
 Covington, John R., 76, 73, 74, 75
 Cox, Franklin E., 76, 74, 75
 Crabbe, Noah, 2019, 16
 Crandall, Jason, 91, 90
 Crawley, Wes, 03, 00, 01, 02
 Crossetti, Cory, 04, 02, 03
 Crossman, Mark G., 89, 86, 87, 88
 Crowe, Lelvin, Jr., 78, 76, 77
 Crump, Thomas, 07, 06
 Cubero, Ruben, 61, 58, 59, 60
 Culbertson, Steven R., 75, 72
 Cunningham, Nate, Jr., 87, 84, 85, 86
 Curry, Cameron, 97, 96, 95, 96
 Curry, Kellen, 09, 06
 Curry, Timothy, 99, 96, 97, 98
 Curtis, Jack, 26, 23
 Curtis, Robert S., 86, 83, 84
 Cutting, Austin, 2019, 16, 17, 18
 Cwach, Emile E., 59, 56, 57, 58
 Czarnota, Richard, 65, 62, 63, 64


-- D --

Dahlen, Patrick, 24, 21, 22, 23
 Dahlmann, James W., 82, 78, 79, 80, 81
 Dailey, Blake, 1029, 16, 17, 18
 Dailey, Stephen W., Jr., 84, 80
 Dale, Alan G., 83, 79
 Dalger, Lesley, 20, 17, 18, 19
 Dalton, Michael, 97, 93, 94, 95
 Daniels, Haaziq, 23, 20, 21, 22
 Daniels, Tony, 14, 11
 Danquah, Mustafa, 02, 00
 Dapore, Mathew, 25, 21, 22, 23
 Darby, Ryan, 2019, 16, 17, 18
 Darden, Chase, 11, 08, 09, 10
 Daughtery, Andrew, 17, 15, 16
 Daveren, Shane, 17, 14, 15, 16
 Davidson, Frederick M., 85, 81
 Davies, Jeffrey, 91, 89, 90
 Davis, Donald, 94, 92, 93
 Davis, Erik, 95, 91, 92, 93
 Davis, Jon, 12, 08, 09, 10, 11
 Davis, Micah, 24, 21
 Davis, Matt, 09, 07
 Davis, Micah, 24, 20
 Davis, Pate, 17, 15, 16
 Davis, William E., 83, 79
 Dawkins, Malik, 20, 17
 Day, Scott, 13, 11, 12
 Dayoc, Matt, 01, 98, 99, 00
 Debes, Joseph M., 75, 72, 73, 74
 DeCoud, Justin M., 15, 12, 13, 14
 Deeks, Lochlin, 17, 15, 16
 Dehart, Paul E., 74, 72, 73
 Dekker, Travis, 08, 04, 06, 07, 08
 Delgado, Michael A., Jr., 83, 79
 Delligatti, Robert S., 59, 57
 Demerath, Chaz, 11, 08, 09, 10
 Denny, John P., 84, 81
 DeJulio, Nicholas, 13, 11, 12
 DeOrio, James K., 70, 68, 69
 DeRock, Mark, 96, 93, 94, 95
 DeRuyter, Tim J., 85, 82, 83, 84

Devine, Matt, 25, 22
 DeVries, Michael, 19, 16
 DeWitt, Mike, 13, 11, 12
 DeWolf, Nicholas, 21, 20
 Diehl, Richard, 04, 02, 03
 Dietz, Connor, 12, 09, 10, 11, 12
 Dieudonne, Carl H., 84, 81, 82, 83
 Dixon, Charles, II, 84, 81
 Dixon, Lee C., 61, 60
 Dohallow, Tyler, 07, 04, 05, 06
 Dohner, Charles F., 75, 72
 Dolan, John W., 59, 56, 57
 Donaldson, Grant, 21, 18, 19, 20
 Dorger, John M., 68, 66
 Dornbusch, Kette, 92, 89, 90, 91
 Douglass, Chase, 13, 11
 Douville, Arnold K., 78, 76, 77
 Dowd, McKenzie B., 12, 09
 Dowis, Dee, 90, 86, 87, 88, 89
 Downey, Douglas E., 93, 90, 91, 92
 Dreslinski, Nathaniel, 15, 12, 13, 14
 Dressel, Kenneth L., 80, 76, 78, 79
 Driskell, Bryan, 17, 15, 16
 Drewnowski, Stephen T., 80, 77, 78, 79
 Duff, Timothy L., 71, 68, 69, 70
 Duffy, Kurt, 01, 99, 00
 Dunbar, Douglas K., 82, 79, 80, 81
 Duncan, Larry, 04, 01, 02, 03
 Duncan, Lloyd F., 67, 64, 65, 66
 Duncavage, Luke, 15, 13
 Dunn, Brent, 90, 87
 Dunn, Brett, 16, 14, 15
 Dunn, Haji H., 17, 15, 16
 Dunn, Tim, 94, 92, 93
 Dunn, Troy E., 93, 90, 91, 92
 Durden, Devin, 14, 11
 Durham, Warren, 92, 89, 90
 Duty-Tyson, Aubrey, 18, 15, 16
 Dwyer, Richard E., 96, 95
 Dyer, Jason, 94, 93

-- E --

Eaglin, David, 94, 92, 93
 Eason, Jordan, 13, 10, 11, 12
 Eaton, Trey, 09, 06
 Ebia, Abe, 98, 96
 Eberle, Scott, 06, 04, 05
 Eccles, Jon, 02, 00
 Eckles, Danny L., 63, 60
 Edwards, Adam, 96, 94, 95
 Edwards, Albert, M., 94, 91, 92, 93
 Edwards, Pat, 06, 05
 Egan, Gregory S., 83, 81, 82
 Ehm, Kyler, 20, 17, 18
 Eilers, Todd, 97, 95, 96
 El-Amin, Saj, 10, 09
 Eldridge III, John Lee, 24, 21, 22, 23
 Elliott, Joseph (Harrison), 15, 12, 13, 14
 Ellis, Michael W., 77, 75
 Ellis, Richard P., 68, 66, 67
 Elsbernd, Gerald F., 59, 56
 Emery, Joel, 91, 88
 Engle, Brandon, 25, 22, 23
 Ensor, Keith, 97, 95, 96
 Epie, Makia, 01, 98, 99
 Epping, Edward E., 70, 67, 68, 69
 Erickson, Ethan, 22, 20, 21
 Eriksen, Nolan, 20, 17, 18, 19
 Escamilla, Jon, 12, 09
 Espinoza, Valentino, 21, 18
 Eure, David, 22, 19, 20, 21
 Evans, Chris, 08, 04, 05, 06, 07
 Evans, David, 92, 89, 90, 91
 Evans, Matt, 18, 15, 16, 17
 Evans, Patrick W., 87, 84, 85, 86
 Evenson, Kraig A., 86, 83, 84, 85
 Evers, Michael S., 78, 75, 76, 77



Kurt Chesney

ALL-TIME LETTERMEN


Evert, Robert, 98, 96, 97
 Ewig, Mark G., 70, 67, 68, 69
 Ewing, Kevin D., 83, 80, 81

-- F --

Faber, Nathan, 98, 95, 96
 Fagan, Kevin (Cole), 20, 17, 18
 Faison, Eric, 91, 87, 89, 90
 Falgout, John, 10, 08, 09
 Falk, Karl, 98, 96, 97
 Fallon, Richard E., 68, 65, 66, 67
 Fariss, Laurence A., 75, 72, 73, 74
 Farmer, Matthew, 00, 97, 98, 99
 Farr, Robert A., 75, 72, 73, 74
 Fattah, Omar, 22, 21, 22
 Fausti, Edward A., 65, 62, 63, 64
 Felton, Jeffrey, 00, 98, 99
 Fejedelem, Jeremy, 20, 17, 18, 19
 Fenske, Stuart V., 63, 60, 61, 62
 Ferguson, Parker, 21, 18, 19, 20
 Fernandez, Steve, 98, 94, 95, 96, 97
 Fieberkorn, Michael, 03, 00
 Fifita, Mosese, 20, 17, 18, 19
 Findall, Christopher E., 87, 84, 85, 86
 Finnan, Ryan, 01, 99, 00
 Finnan, Sean, 98, 95, 96, 97
 Fischer, Alan M., 71, 69, 70
 Fisher, Arthur R., 67, 65, 66
 Fisher, Bryce, 99, 97, 98
 Fisher, Miles W., 15, 12, 13
 Fitch, Adam, 06, 03, 04, 05
 Fitzgerald, Nick, 15, 11, 12, 13, 14
 Fitzpatrick, Charles E., III, 74, 72
 Fleischmann, Bruin, 26, 23
 Fleming, Kevin J., 85, 82, 83, 84
 Fleming, Ross, 12, 10, 11
 Fleming, Ryan, 01, 99, 00
 Flewelling, Steven E., 87, 83, 85, 86
 Flor, John (Jack) M., 18, 15, 16, 17
 Floyd, Kyle W., 19, 16, 17, 18
 Flynn, John, 99, 97
 Foertsch, Thomas R., 79, 76, 77, 78
 Fogler, Kevin, 11, 08, 09, 10
 Fortson, Michael L., 80, 77, 78, 79
 Foster, Derek C., 84, 82
 Foster, Franklin J., 78, 74
 Foster, Stephen, 94, 92, 93
 Fowler, Drew, 08, 05, 06, 07
 France, Michael, 82, 79, 80, 81
 Franklin, Craig A., 81, 78
 Free, William (Billy), 99, 97, 98
 Freeman, Josh, 12, 09, 10
 Freer, Luke, 26, 22, 23
 Frew, Cade, 26, 23
 Fritzsche, Bruce, 75, 74
 Fritzsche, Mark H., 77, 75, 76
 Frost, Christiaan, 19, 16, 18
 Frozena, John D., 76, 73, 74, 75
 Funk, Christian G., 85, 81, 82, 83, 84
 Funk, Frederick H., 84, 82, 83
 Furst, Timothy M., 78, 76, 77
 Fyda, Timothy J., 79, 77, 78

-- G --

Gagliano, Sam, 15, 13
 Gaillard, Jermone, 25, 22, 23
 Gaines, David A., 88, 85
 Gaines, Scott, 89, 87
 Gaiter, Matthew, 20, 17
 Galbraith, James A., 82, 78, 80, 81
 Galbreath, Michael J., 64, 61, 62, 63
 Galios, Stephen E., 59, 56, 57, 58
 Gallagher, Michael, 01, 98, 99, 00
 Galland, Matt, 16, 14
 Gann, Christian, 15, 12



Luke Freer

Gantt, Mike, 88, 86, 87
 Garcia, Roy D., 88, 84, 86, 87
 Gardea, Omar, 18, 15, 16
 Gardner, Ryan, 12, 10, 11
 Garguile, Noah, 08, 05, 06
 Garland, Ben, 10, 06, 07, 08, 09
 Garner, Michael J., 69, 66
 Gauch, David A., 94, 91, 92, 93
 Gavin, Louis J., 63, 62
 Gebhardt, Charles L., 63, 62
 Geddie, Samuel T., 83, 80
 Gee, Michael P., 79, 76, 77, 78
 Gehrsitz, Tim, 05, 02
 George, Kahner, 21, 19
 George, Kristov, 16, 13, 15
 Gessert, David P., 73, 70, 71, 72
 Gessler, Cody, 19, 16, 17, 18
 Gettys, Blake A., 88, 85, 86, 87
 Getz, Cody, 13, 09, 10, 11, 12
 Geyer, Brandon, 10, 07, 08, 09
 Giannini, Bobby, 08, 04, 05, 06, 07
 Gibadlo, Kenny, 90, 87, 88
 Gibbs, Randall, 03, 00
 Gibson, George C., 67, 65, 66
 Gidrey, Jordan, 24, 20
 Gierat, Scott L., 89, 87, 88
 Gikas, Andrew, 17, 15, 16
 Gilbert, Robert L., 73, 71, 72
 Gilbertson, Garrett, 09, 07
 Gilliam, Charles, 99, 96, 97, 98
 Gizzi, Christopher, 98, 94, 96, 97
 Gladney, Randle, 90, 87, 88, 89
 Gleason, John, 18, 15, 16
 Glick, Brady M., 87, 84, 85, 86
 Glisson, Wes, 01, 99, 00
 Glover, Matt, 94, 92
 Glover, Russel D., 78, 76, 77
 Goff, Camby, 24, 20, 21, 22
 Goheen, Leo A., 82, 79
 Goldberg, Jacob, 22, 19, 20, 21
 Gonzales, Ryan, 10, 06, 07, 08, 09
 Gooding, Brandon, 22, 20, 21
 Goodwin, Jayden, 24, 20, 21, 22, 23
 Gorges, Thomas W., 65, 62, 63, 64
 Gould, Bart, 04, 03

Gould, Michael C., 76, 73, 75
 Gouy, Clayton A., 59, 56
 Graddy, Marchello, 04, 00, 01, 02, 03
 Grant, Karl A., 85, 81
 Grantham, Curtis, 07, 05, 06
 Gray, Andy, 06, 04, 05
 Gray, Chris W., 93, 90, 91, 92
 Gray, Ronald, 92, 89, 90, 91
 Green, Justin, 18, 15
 Green, Robert, 15, 13, 14
 Greene, Justin D., 18, 16, 17
 Greenaway, Michael, 05, 02, 03, 04
 Greenlaw, John T., Jr, 72, 69, 70, 71
 Greenlee, William F., 66, 63, 64
 Greenwood, Marcus R., 86, 82
 Gregor, Robert L., 83, 78
 Grein, David, 94, 92, 93
 Greth, James W., 66, 63, 64
 Gribben, Scott, 00, 97, 98, 99
 Griffey, Terrence H., 62, 60, 61
 Griffin, Garrett, 16, 12, 13, 14, 15
 Griffin, Jeremy, 94, 90
 Griffin, Marquis, 18, 15, 16, 17
 Griffin, Matthew, 03, 00
 Griffith, John L., 72, 69, 70, 71
 Grimm, Douglas A., 83, 79, 80
 Grobe, Daniel, 26, 23
 Gross, Robert, 22, 20
 Guenther, Blaine, 08, 04, 05, 06, 07
 Gullidge, John F., 59, 56, 57, 58
 Gulliver, Timothy L., 80, 78, 79
 Gurnell, Braylon, 11, 09
 Guth, William M., 68, 65, 66, 67
 Guthrie, Lee C., 97, 95, 96

-- H --

Haas, Darryl O., 72, 69, 70, 71
 Haddad, Richard S., 81, 78, 79, 80
 Hahn, Gerhard, 96, 94, 95
 Halderman, Kyle, 11, 07, 08, 09, 10
 Hall, Chad, 08, 05, 06, 07
 Hall, James B., 96, 94, 95
 Hall, Joshton, 12, 09, 10, 11
 Hall, Richard B., Jr, 68, 66

Hallager, Donald J., 62, 61
 Hallenbeck, Ralph G., 69, 67, 68
 Hallstrom, Luke, 23, 21, 22, 23
 Hamlin, Kenneth E., 69, 66, 67, 68
 Hamm, James S., 71, 68, 69, 70
 Hammond III, Donald, 21, 18, 19
 Hammond, Parker, 19, 16
 Hampton, Michael, 10, 08, 09
 Hancock, Greg, 15, 13
 Hancock, Craig, 96, 94, 95
 Handley, Justin, 07, 04, 05
 Hanes, James, 02, 00, 01
 Hankamer, Robert (Ty), 87, 84, 85, 86
 Hannig, Jack D., 68, 67
 Hansen, Alexander, 16, 12, 13, 14, 15
 Hansen, Cole, 19, 16
 Hansen, Steven A., 74, 71, 72, 73
 Hanseth, George L., 66, 63, 64
 Hansford, Demani, 21, 18, 19, 20
 Hardage, Samuel A., 61, 58, 59, 60
 Hardin, Phillip, 90, 87
 Hardrick, Jarrod, 18, 15, 16
 Harkleroad, Wendall J., 65, 62, 63, 64
 Harms, Rhett, 21, 19, 20
 Harridge, Chance, 04, 01, 02, 03
 Harris, Benjamin, 19, 16, 17, 18
 Harris, Cade, 25, 22, 23
 Harris, David, 17, 13, 14, 15, 16
 Harris, Jet, 24, 23
 Harris, Ryan, 99, 96
 Harris, Terrance L., 81, 77
 Harrison, Johnny, 95, 92, 93
 Harrison, Ryan, 09, 07, 08
 Hart, Broam, 15, 11, 12, 13, 14
 Hart, Devin, 08, 07
 Hartley, James C., 78, 77
 Hartwell, Colin, 08, 06
 Harvey, Dwight E., 85, 81
 Hase, Thomas B., 80, 77
 Hass, Jeff T., 76, 73, 75
 Hassen, Kenneth A., 70, 68, 69
 Hattok, Scott, 20, 17, 18, 19
 Haugh, Jeff, 99, 97, 98
 Hauser, Jacob, 22, 19
 Hawkins, Bruce, 86, 84
 Hayden, John E., 68, 65, 66, 67
 Haynie, Richard A., 74, 71, 72, 73
 Hayes, Austin, 14, 12, 13
 Hays, Jeffrey A., 84, 82, 83
 Hazen, John T., 76, 73, 74, 75
 Healy, Connor, 16, 12, 13, 14, 15
 Healy, Michael C., 73, 70
 Healy, Patrick, 17, 14, 15, 16
 Heard, Andrew, 13, 11
 Heath, Charles S., 84, 80, 81, 82, 83
 Heaton, Donald, 06, 03, 04, 05
 Hecker, James B., 89, 87, 88
 Heckert, Donald W., 67, 64, 65, 66
 Heffernon, Kelly D., 83, 81
 Heier, Tom, 03, 98, 99, 02
 Heil, Daniel, 01, 00
 Heil, Steven L., 74, 71, 72, 73
 Heistand, Mark, 23, 21, 22, 23
 Helinski, John F., 63, 62
 Hellinger, Brian K., 93, 91, 92
 Hemphill, Anthony, 10, 08
 Hendricks, Marcus, 15, 12, 13, 14
 Hendricks, Steven, 96, 94, 95
 Hendricks, Thomas C., 59, 58
 Hendrickson, Steve F., 87, 84, 85, 86
 Hendrix, Carlton, 97, 94, 95, 96
 Hennek, Roderick E., 75, 72, 73, 74
 Hennessey, Patrick, 11, 07, 08, 10
 Hennings, Chad W., 88, 84, 85, 86, 87
 Hennings, Kent, 94, 92, 93
 Henry, Jerry C., 14, 10, 11, 12, 13
 Hentges, William J., 63, 62

ALL-TIME LETTERMEN

Herrera, Christopher, 22, 19, 21, 22
 Herrick, Gordon J., 72, 70, 71
 Herrington, Parker, 13, 11, 12
 Hess, Dean A., Jr, 63, 60, 61, 62
 Hess, Tyler, 05, 02, 03
 Hester, Michael J., 12, 09, 10, 11
 Hester, Scott, 17, 15
 Hicks, Brodie, 17, 15, 16
 Hicks, Jonathan, 03, 00, 02
 Highland, Daniel D., 19, 16, 17, 18
 Hightower, Trevor, 04, 01, 02, 03
 Hildebrand, David, 01, 98, 99, 00
 Hill, Brian A., 91, 88, 89, 90
 Hill, Brayden A., 17, 15, 16
 Hill, David S., 81, 77
 Hill, Eldrick, 93, 90, 91, 92
 Hill, Henry C., 18, 15, 16
 Hill, Ryan, 99, 96, 97, 98
 Hill, Seth, 19, 16
 Hilliard, Don C., 93, 91, 92
 Hinkle, James M., 61, 60
 Hinman, Ellwood P., III, 64, 63
 Hinson, Robert E., 67, 65
 Hirneise, Brandon, 13, 10, 11
 Hlatky, David, 89, 86, 87, 88
 Hodge, Cameron, 05, 02, 03, 04
 Hodgkinson, Buck, 00, 97, 98, 99
 Hoefar, Colby, 95, 92, 93
 Hoffman, Lawrence J., 79, 77, 78
 Hoffman, Zachary, 14, 12, 13
 Hoffner, Benjamin, 21, 20
 Hogarty, James P., 67, 65, 66
 Hogle, Guy O., Jr, 66, 64, 65
 Hoita, Daniel J., 79, 77
 Holaday, Alva B., 65, 63, 64
 Holcomb, Kaleb, 23, 21, 22, 23
 Holder, Daniel, 08, 06, 07
 Holkeboer, Thomas K., 74, 71
 Hollister, Scott, 90, 87, 88, 89
 Holloway, Robert, 96, 93, 94
 Holmes, Trent, 18, 15
 Holstege, Kris, 05, 03, 04
 Homburg, Robert C., 73, 70, 71, 72
 Honaker, Brice, 22, 19, 20, 21
 Hoog, Stephen L., 79, 76, 77, 78
 Hoolihan, Michael W., 85, 81, 82
 Hopkins, Clarence, 93, 90, 91, 92
 Hough, Luther W., II, 73, 71, 72
 House, Brandt L., 97, 95
 Hovorka, Theodore P., 88, 85
 Howard, Christopher, 91, 89, 90
 Howell, Samuel D., 82, 79
 Howley, Scott, 09, 08
 Hoy, Timothy, 79, 76, 77, 78
 Hruby, John T., 89, 87, 88
 Huckins, Chris, 07, 05, 06
 Hudgins, LeRon, 96, 93, 94, 95
 Huff, Jeffrey J., 84, 82, 83
 Huff, Lawrence D., 72, 70, 71
 Huff, Riley, 16, 15
 Hufford, Larry, 06, 04, 05
 Hufford, Scott, 93, 90, 91, 92
 Huggins, Thomas G., 84, 81, 83
 Hughes, DeAndre, 22, 19, 21, 22
 Hughes, James, 96, 93, 94, 95
 Hughes, Kevin J., 89, 86, 87, 88
 Humphrey, Caleb, 22, 19, 20, 21
 Hunter, Mikel, 13, 09, 10, 11
 Huntsman, Colton, 15, 12, 13, 14
 Husar, Michael A., 14, 10, 11, 13, 14
 Huskisson, Alex, 13, 11, 12
 Hussey, Ronald J., 81, 79
 Hutt, Brad M., 98, 95, 96
 Huyser, Brett, 04, 01, 02, 03
 Hyder, Luke, 10, 07, 08, 09

-- I --

Ichiyama, John, 97, 94
 Iles, Steven, 24, 21, 22, 23
 Imamura, Ian, 16, 12
 Ingram, Joeseeph, 00, 97
 Ireland, Dustin, 01, 00
 Isaacson, Terry C., 64, 61, 62, 63

-- J --

Jablonsky, Keven J., 12, 09, 10, 11
 Jackman, Ethan, 23, 21, 22, 23
 Jackson, Charles, 00, 97, 98, 99
 Jackson, John L., 82, 78, 79, 80, 81
 Jackson, Jordan, 21, 18, 19
 Jackson, Kaleb, 22, 21
 Jackson, Mark G., 83, 82
 Jackson, Ronald J., 19, 16, 17, 18
 Jackson, Scott F., 67, 64, 65, 66
 Jackson, Timothy, 22, 19
 Jacobs, Ryan, 18, 15, 16
 Jacques, Matthew J., 19, 16
 Jagerson, Gordon T., 64, 61, 62, 63
 Jagggers, Kenneth W., 66, 63, 64
 James, Christopher A., 93, 90, 91, 92
 James, Darren, 90, 89
 James, Douglas E., 86, 84
 James, Forrest, 88, 87
 James, George F., 82, 78, 79, 80, 81
 James, Ronald L., 92, 90, 91
 Janssen, Carl A., Jr., 68, 65, 66, 67
 Janulis, James F., 72, 70, 71
 Jarratt, Brian, 05, 04
 Jarvis, George, 19, 16
 Jarvis, Jefferson J., 66, 64
 Jeffcoat, James Tyrone, 87, 85, 86
 Jefferson, Benjamin, 23, 21, 22
 Jefferson, Tim, 12, 08, 09, 10, 11
 Jenkins, Ron R., 98, 95, 96, 97
 Jennings, Ernest R., Jr, 71, 68, 69, 70
 Jensen, Scott R., 79, 76, 77, 78
 Jessop, Chris, 01, 98, 99, 00
 Jewel, Adam, 21, 19, 20
 Johnson, Andre, 97, 95, 96
 Johnson, Connor, 18, 15
 Johnson, Daniel K., 60, 57, 58, 59
 Johnson, Danta, 96, 93, 94, 95
 Johnson, D.J., 17, 13, 14, 15, 16
 Johnson, Grant T., 93, 90, 91, 92
 Johnson, Greg, 90, 86, 87, 88, 89
 Johnson, Jalen, 24, 21, 22, 23
 Johnson, James L., 72, 70
 Johnson, Jeffrey D., 89, 86, 87, 88
 Johnson, Jeremy, 95, 91, 92, 93
 Johnson, Kyle, 20, 17, 18, 19
 Johnson, Mike, 88, 86, 87
 Johnson, Zach, 02, 00, 01
 Jolly, Todd, 04, 02, 03
 Jones, Jensen, 24, 21, 23
 Jones (Sampson), Tony, 00, 97, 98, 99
 Jones, Bryan, 07, 04, 05, 06
 Jones, Darius, 13, 09, 10, 11
 Jones, David Lee, 91, 88, 89, 90
 Jones, David M., 15, 12, 13, 14
 Jones, Elijah (EJ), 87, 84, 85, 86
 Jones IV, James, 20, 17, 19
 Jones, Jared N., 15, 12, 13
 Jones, Jason C., 92, 89, 90, 91
 Jones, Jensen, 24, 22
 Jones, Joshua, 08, 04
 Jones, Randall T., 86, 83, 85
 Jones, Richard D., 83, 80
 Jones, Ronald E., 61, 60
 Jones, William, Jr, 80, 77
 Jordan, Chris, 13, 11, 12

Jose, Joseph M., 86, 83, 84, 85
 Joseph, Matthew, 02, 00, 01
 Jozwiak, Thomas, 59, 56, 57, 58
 Juckel, Zach, 26, 23
 Jurries, Mike, 90, 87, 88, 89

-- K --

Kafka, Tom, 90, 87, 88, 89
 Karas, Adam, 24, 21, 22, 23
 Kaspari, Ralph, 68, 66
 Kasperski, Donald J., 82, 79
 Kaufman, Evan, 13, 10, 11, 12
 Kauppila, Garrett K., 19, 16, 17, 18, 19
 Kauth, Zachary, 12, 09, 10, 11
 Keating, Ryan, 23, 21
 Kehs, Harry, 12, 10, 11
 Keller, Joey, 07, 04, 06
 Keller, Michael M., 70, 68, 69
 Kelley, Michael, 03, 00
 Kelly, Joseph A., 84, 81
 Kelly, Steven A., 85, 82, 83, 84
 Kelly, Zion, 23, 20, 21, 23
 Kelso, James V., 68, 67
 Kemp, Ryan, 09, 06, 07, 08
 Kemper, Michael, 19, 16
 Kendall, Thomas R., 69, 66
 Kendrick, Jacobe, 07, 03, 04, 05, 06
 Kenley, Vernon F., 62, 59
 Kenney, Mark L., 77, 74, 75, 76
 Kerber, Andrew, 14, 11, 12, 13
 Kerr, James A., Jr, 60, 57, 58, 59
 Kershner, John A., 84, 81, 82, 83
 Keuchler, William, 11, 07, 08
 Kilmer, Gary M., 89, 86, 87, 88
 Kimes, Tyler, 06, 04, 05
 Kinamon, Chuck, 86, 84, 85
 Kinamon, Dane, 23, 19, 21, 22, 23
 King, Dalton, 22, 20, 21
 King, Kelvin, 96, 93, 94, 95
 King, Nathan, 20, 19
 Kinslow, Anthony D., 82, 79
 Kirby, Michael R., 84, 80, 81, 82, 83
 Kirchoff, Aaron, 09, 06, 07, 08
 Kirkegaard, Conner, 21, 19

Kirkland, Jason, 99, 96, 97, 98
 Kirkwood, Gregory, 06, 04, 05
 Kiszely, Frank W., 61, 60
 Kleckner, Alex, 94, 92, 93
 Kline, Russell B., 78, 75
 Knorr, Brian, 86, 83, 84, 85
 Knutzen, Stacey, 88, 87
 Koehnke, Jake, 20, 18, 19
 Koepke, Michael J., 80, 77
 Kofskey, Alexander, 18, 15
 Kohal, Jackson, 25, 23
 Kohl, Bruce F., 63, 60, 61, 62
 Kohn, Demario, 15, 12, 13
 Koleas, James W., 70, 67
 Konemann, Andrew, 12, 08, 10
 Kons, Jason, 13, 09, 10, 11, 12
 Kopacka, Ben, 12, 09, 10, 11
 Kosmatka, Timothy J., 89, 87, 88
 Kraay, Robert, 07, 04, 05, 06
 Krause, Kenneth E., 65, 64
 Krause, Robert C., 89, 86, 87, 88
 Kremser, Kurt, 96, 94, 95
 Krepz, Kyle, 21, 18, 19, 20
 Krogh, Michael, 08, 06, 07
 Ksiazek, Jacob (Jake), 20, 17, 18, 19
 Kubiak, Jeffrey J., 84, 80, 81, 82, 83
 Kucera, John N., 78, 75, 76, 77
 Kuenzel, John D., 60, 57, 58, 59
 Kuhl, Charles, 92, 89
 Kuku, Jalil, 19, 16
 Kundert, Corrie J., 75, 72, 73, 74
 Kupersmith, Douglas A., 76, 73, 74, 75
 Kurzdorfer, Joel, 05, 02, 03
 Kusan, Joshua, 13, 10, 11, 12

-- L --

LaBasco, Brian, 03, 00, 01
 Lacy, Jalen, 17, 14
 LaCoste, Anthony, 14, 10, 11, 12, 13
 LaCoste, Jacob C., 18, 15, 16
 Lacy, Jalen, 17, 15, 16
 Ladippo, Roland, 17, 13, 14, 15, 16
 Lamendola, Ken, 11, 07, 08, 09
 Lanagan, Mike, 66, 64



ALL-TIME LETTERMEN

Landes, William M., 65, 62, 63, 64
 Landrum, Griffin, 19, 16, 17, 18
 Lane, Philip R., 61, 57, 58, 59, 60
 Lang, James D., 63, 61, 62
 Lange, Thomas L., 76, 73, 74, 75
 Larrier, Zach, 23, 21, 22, 23
 Larson, Adam, 04, 01
 Larson, Dean L., 92, 89
 Larson, Derrick R., 88, 85, 86, 87
 Larson, Stephen, 10, 07, 08
 Laster, Jeremy, 00, 97, 98, 99
 Laufenberg, Nolan, 21, 18, 19, 20
 Lawal, Olawale (Wale), 13, 09
 Lawrie, Stan, 94, 91, 92
 Lawson, David E., 76, 72, 73, 74, 75
 Leary, Donald C., 97, 95, 96
 Lee, James W., 79, 76
 Lee, Jonathan, 15, 11, 12, 13
 Lehnhardt, Michael, 91, 89, 90
 Leimbach, Glenn R., 70, 68, 69
 Lenhart, Patrick, 94, 92, 93
 Lennon, Raymond L., Jr, 64, 62, 63
 Leslie, Todd, 04, 01
 Letnich, Steve, 90, 87
 Leuthauser, Dennis A., 70, 67, 68, 69
 Lewis, Brandon, 22, 18, 21
 Lewis, Robert M., 70, 68, 69
 Lewis, Rodney, 91, 87, 88, 89, 90
 Lewis, Zane, 20, 17, 18, 19
 Lietzke, Robert, 89, 87, 89
 Lindsay, Brian, 13, 09, 10, 11, 12
 Lington, Peter, 00, 97, 98, 99
 Link, Keith, 15, 13, 14
 Linn, Christian (Hayes), 17, 13, 14, 15, 16
 Linnenkohl, William W., 76, 72
 Litz, Elwood E., 68, 65, 66
 Livingston, Donald B., 59, 57
 Lobotzke, Steed, 92, 90, 91
 Logsdon, Travis, 01, 98, 99, 00
 Lombardi, Joseph, 94, 91, 92, 93
 Long, Leslie J., 79, 76
 Longnecker, Charles H., 70, 67, 68, 69
 Lorber, John, 64, 62, 63
 Lore, David, 14, 12, 13
 Lorenz, Frederick S., 76, 75

Loughman, Michael R., 87, 85, 86
 Louthan, Marty, 84, 80, 81, 82, 83
 Love, Bryon K., 92, 90, 91
 Love, Paul B., 18, 15, 16
 Love, Tracy (TJ), 23, 20, 21, 22
 Lovelace, Clifton, 91, 89, 90
 Lovett, Ross, 14, 11, 12, 13
 Ludowig, Alex, 16, 12, 13, 14, 15
 Luebbe, Dana-Paul, 14, 11, 12, 13
 Lueckenhoff, Andrew, 03, 00
 Lumpkin, Kyle, 11, 08
 Lusk, Peter, 10, 07, 08, 09
 Lyons, Mark, 90, 87, 88, 89

-- Mc --

McAdams, Andrew J., 19, 16, 17
 McAninch, Michael, 25, 23
 McArtor, Trusten A., 64, 61, 62, 63
 McCain, Charles M., 60, 59
 McCarthy, Kip, 08, 05, 06, 07
 McCausland, Charles W., 79, 76, 77, 78
 McCollough, Ayden, 24, 20, 21
 McCollum, Mack, K., 78, 76, 77
 McCombs, Will, 94, 92, 93
 McConnell, Preston, 95, 93, 94
 McCraney, Matt, 02, 99, 01, 02
 McCray, Brian, 96, 93, 94, 95
 McCray, Cleveland R., 83, 79, 80, 81, 82
 McCulloch, Roberts S., 67, 66
 McCollough, Ayden, 24, 22
 McDonald, Carlton, 93, 89, 90, 91, 92
 McDonough, Robert L., 62, 60, 61
 McDowell, Lance, 90, 87, 88, 89
 McElhannon, Darion, 19, 16
 McElhannon, Neal B., 85, 81
 McIntee, Connor, 24, 21, 23
 McGraw, Warner R., 75, 73, 74
 McHenry, Gavin, 16, 12, 13, 14, 15
 McKain, Andrew, 09, 06
 McKay, Scotty, 01, 98, 99, 00
 McKiernan, Thomas, 71, 69, 70
 McKinney, Robert L., 70, 69
 McLain, William L., Jr, 59, 56
 McMenomy, Robert, 06, 04, 05

McMonagle, Donald R., 74, 72
 McNaughton, Robert J., 62, 61
 McNeal, Cedrick (CJ), 22, 21
 McNelis, Pat, 90, 87, 88, 89
 McPhee, Duncan, 04, 03
 McQuade, Ernest, 18, 15, 16, 17
 McVey, Tim A., 18, 15, 16, 17
 McWilliams, Harrison, 12, 09, 10

-- M --

Maattala, Cyd L., 71, 68, 69, 70
 MacArthur, Ty, 14, 11, 12, 13
 MacGhee, David F., Jr., 70, 68, 69
 Machacek, Stephen R., 72, 71
 Machovina, George S., 73, 70, 71, 72
 MacInnis, Christopher, 94, 91, 92, 93
 Mack, Michael, 24, 21, 22
 Maddox, Steve, 04, 02, 03
 Madole, Sean, 94, 92, 93
 Madonna, Donald E., 59, 57
 Madrid, Julian, 08, 04, 05, 06, 07
 Madsen, Keith, 09, 07, 08
 Magee, Claybourne S., II, 67, 65, 66
 Mai, Matt, 02, 00, 01
 Maki, Terry W., Jr., 87, 83, 84, 85, 86
 Malackowski, Patrick C., 86, 83, 84, 85
 Malin, Andy, 01, 98, 99, 00
 Malkovich, Michael S., 80, 77
 Mallard, Christian, 20, 17, 18, 19
 Mallory, Grant, 05, 02, 03
 Malloy, Matthew, 24, 20, 21, 22, 23
 Malm, Daniel S., 82, 78, 79
 Maloy, Jason, 95, 92, 93
 Manley, George S., 84, 81, 82
 Manning, Henry W., 66, 64, 65
 Manuel, James, 15, 13, 14
 Marietta, Anthony R., 70, 67, 68, 69
 Mark, Michael J., 75, 72, 73, 74
 Marquez, Colin, 20, 18, 19
 Marr, Dale A., 80, 77
 Marsh, Mark, 05, 01, 02
 Marsh, Richard, 96, 93, 94, 95
 Marshall, Ben, 11, 08
 Marshall, Robert A., 70, 69
 Martello, James, 00, 97, 98, 99
 Martin, Andrew, 04, 03
 Martin, Curtis J., 71, 68, 69, 70
 Martin, Jake, 25, 21, 22, 23
 Martin, Kevin C., 87, 84, 85, 86
 Martini, Frank, 88, 86, 87
 Marvin, Jared, 09, 06, 07, 08
 Mason, Gerald M., 85, 82
 Mason, Linwood, Jr, 78, 75, 76, 77
 Massie, Steve, 04, 02, 03
 Mastin, Darrell G., 76, 73, 74, 75
 Mastroianni, Alex, 90, 87
 Mateos, Carlos L., 85, 82, 83, 84
 Mathis, Chad, 94, 91, 92, 93
 Mathis, Mario, 90, 87, 88, 89
 Matkovich, Jacob, 19, 16, 17, 18
 Matthews, Delfayeo, 19, 16
 Maunz, James, 97, 94, 95, 96
 Maurer, Thomas R., 92, 90, 91
 Maxwell, Alesandro, 22, 21, 22
 Maxwell, Victor P., 61, 59, 60
 May, Charles A., Jr., 59, 56, 57
 Mayfield, William K., 72, 70, 71
 Maynard, Dorian, 24, 21
 Mayo, James R., 61, 58, 59, 60
 Mayo, Paul, 03, 00, 01, 02
 Mays, Jordan, 15, 11, 13, 14
 Mbroh, Robert, 25, 22, 23
 Meagher, Patrick M., 80, 77, 78, 79
 Means, Alex, 13, 09, 10, 11, 12
 Medeiros, Jason, 23, 20
 Meeks, Demonte, 21, 18, 19
 Meidinger, Travis, 00, 97, 98, 99
 Meinrod, Sam, 02, 99, 00, 01
 Meissen, Brad, 07, 05, 06
 Melcher, Mark A., 85, 82, 83, 84
 Melgarejo, Jose (J. Frank), 24, 21, 23
 Melzer, Robert, 94, 91, 92, 93
 Mercer, Ben, 22, 21
 Mergerson, Jalen, 23, 21, 22, 23
 Merritt, Brent, 90, 87, 89
 Merrix, Ronald V., 83, 79
 Messerall, Alec, 05, 02, 03, 04
 Metters, Tony, 01, 98, 99, 00
 Meyer, Anthony R., 93, 91, 92
 Meyer, Luke, 26, 23
 Meyer, Scott, 03, 00, 01, 02
 Miazza, Ronald F., 65, 64
 Michel, Emmanuel, 23, 21, 22, 23
 Mignery, Alex, 01, 98
 Miller, Ben, 02, 99, 00, 01
 Miller, Chris, 14, 10, 11, 12, 13
 Miller, James A., 77, 74, 75, 76
 Miller, Jacob, 22, 19
 Miller, James V., 84, 81
 Miller, Kelly D., 81, 77
 Miller, Luke, 21, 19
 Miller, Malik, 19, 16, 17
 Miller, Stone, 19, 16, 18
 Miller, Travis C., 13, 10, 11, 12
 Miller, Zephaniah, 19, 16
 Mills, Nathan B., Jr, 68, 66
 Milodragovich, Chris. N., 76, 73, 74, 75
 Mindrup, Frank, 99, 96, 97, 98
 Mitchell, Christopher, 20, 17, 18, 19
 Mitchell, David L., 73, 70, 71
 Mitchell, Erik, 94, 92, 93
 Mitchell, Jay, 59, 56, 57, 58
 Mitchell, Nelson, 06, 03, 04, 05
 Mitchell, Orderia F., 73, 70, 71, 72
 Mitchell, Peter C., 65, 62, 63, 64
 Mitscherling, Russ, 06, 02, 03, 04, 05
 Mittelstadt, Gary, H., 77, 74, 75, 76
 Mock, Alec, 24, 20, 21, 22, 23
 Moffett, Mike, 08, 06, 07
 Mohr, Jeffrey W., 98, 95, 96, 97
 Monahan, James E., Jr, 77, 73, 74, 75
 Monson, Chris, 08, 06, 07
 Moody, Mark K., 93, 90, 91, 92
 Moorberg, Monte L., 61, 59, 60
 Moore, Alex, 25, 23
 Moore, Clyde D., II, 80, 76
 Moore, Dennis D., 83, 80, 82
 Moore, James, 95, 92, 93
 Moore, John L., 61, 59, 60
 Moore, Joseph, 22, 19
 Moore, Justin, 10, 08, 09
 Moores, Charles R., 61, 58, 59
 Moorhead, Cody, 18, 15, 16, 17
 Moorhead, Glen W., III, 69, 68
 Morales, Myles, 10, 08, 09
 Morgan, Beau, 97, 94, 95, 96
 Morgan, Blane, 99, 97, 98
 Morgan, Price, 20, 18, 19
 Morris, Andre, Jr., 11, 07, 08, 09, 10
 Morris, Austin D., 18, 15, 16
 Morris, Caleb, 08, 04, 06, 07
 Morris, Daniel, 21, 19, 20
 Morris, Grant A., 88, 85, 86
 Morris, James E., 74, 71, 72, 73
 Morris, Richard T., 64, 62, 63
 Morris, Thomas J., 79, 77
 Morrow, Hunter, 18, 15
 Moskowitz, Cecil, 18, 15, 16
 Mott, David R., 92, 90, 91
 Mrozek, Jerry L., 66, 64, 65
 Mueller, Michael J., 68, 65, 66



Alec Mock

ALL-TIME LETTERMEN

Mullins, Dan, 90, 87, 89
 Mulloy, Brian, 97, 95, 96
 Mumme, David L., 69, 67, 68
 Munafo, Marc E., 87, 84, 85, 86
 Murla, Matthew, 21, 19, 20
 Murphy, Franklin, 74, 71, 72, 73
 Murphy, Timothy L., 65, 64
 Murray, Ronald W., 65, 62, 63
 Murray, William P., IV, 75, 72, 73, 74
 Musselman, Christopher, 20, 17, 18, 19
 Myers, Greg, 88, 86, 87
 Myers, Rhett, 20, 18, 19

-- N --

Nacrelli, George A., 63, 62
 Nan, David, 09, 06
 Needham, Kenneth E., 62, 60, 61
 Nelson, Corey, 01, 97, 98, 99, 00
 Nelson, Eric G., 80, 79
 Nelson, Robert A., 93, 90, 91, 92
 Nemeth, William C., 67, 64
 Netzing, Don L., 62, 61
 Neufeld, Blane, 04, 01, 02, 03
 Newby, Matthew, 94, 91, 92, 93
 Newell, Todd, 08, 06, 07, 08
 Newman, Dylan, 99, 96, 97, 98
 Newman, Edwin C., 62, 60, 61
 Ndago, Wesley, 24, 21, 22, 23
 Ngaima, Kenny, 22, 19, 21
 Nichol, Joseph, 15, 12, 13
 Nicklas, Peter L., 85, 82, 83, 84
 Niklas, Austin J., 13, 10, 11, 12
 Noonan, Mark, W., 80, 76
 Noren, Parker, 21, 18, 19, 20
 Norman, James, 00, 98, 99
 Norman, Tony, 08, 05, 06, 07
 Norton, Alexander L., 18, 15, 16, 17
 Novak, Dan A., 74, 71
 Noyen, Nicholas, 21, 19, 20
 Noyes, Patrick, 15, 13, 14
 Nunez, Caleb, 21, 19, 20
 Nuno, Abraham, 19, 16, 17, 18
 Nypaver, Caleb, 17, 15

-- O --

O'Connell, Eric M., 81, 79, 80
 O'Day, Ryan, 07, 05
 O'Gorman, Joseph R., 65, 62, 63, 64
 Oberdieck, Donald R., 85, 82, 83, 84
 Oehrle, Andrew, 16, 14, 15
 Ofili, Phil, 12, 08, 09
 Ogilvie, Eugene S., 73, 70, 71, 72
 Oleszczuk, Rick K., 84, 81
 Olin, Jerome C., 73, 72
 Oliver, John M., 18, 15, 16
 Ollis, Jim, 08, 05, 06, 07
 Olsen, Jason, 96, 93
 Olson, Eric, 90, 87, 88, 89
 Olson, Nathan, 02, 98, 02
 Oms, John H., 13, 10
 O'Neal, McKenly, 22, 20, 21
 Ondrejko, John J., 67, 64
 Onuoha, Obasi, 94, 91, 92, 93
 Onyechi, Jacob, 17, 13, 14, 15, 16
 Osborne, Nathaniel, 02, 00, 01
 Ottofy, Glyn M., 73, 70, 71, 72
 Overstreet, Jeff, 04, 00, 01, 02, 03
 Owens, Jacobi, 17, 14, 15, 16



-- P --

Pacini, Phillip M., 72, 71
 Paffett, Tyler, 08, 05, 07, 08
 Paglialong, Thor, 24, 21, 22, 23
 Palko, Kevin, 86, 84, 85
 Palko, Kreg A., 88, 86, 87
 Palm, Elijah, 21, 19
 Palm, Elisha, 21, 18, 19, 20
 Palmer, Cole, 25, 23
 Palmer, Joseph, 96, 93, 94, 95
 Palmer, Leotis, 03, 99, 00, 01, 02
 Parisi, Joseph, 94, 91, 92, 93
 Park, Anthony, 04, 01, 02, 03
 Parker, Jimmie, 95, 91, 92
 Parker, Robert S., 71, 69, 70
 Parker, Thomas Gary, 77, 74, 75, 76
 Parks, Charles, 98, 96, 97
 Parma, Wilson H., 63, 61, 62
 Paroda, Matthew, 99, 97, 98
 Parr, Jeffrey, 98, 96, 97
 Parton, Colton, 20, 19
 Pasko, Robert, II, 84, 80
 Pastorello, Joseph, 94, 91, 92, 93
 Patterson, Kyle, 23, 19, 20, 21, 22
 Patterson, William D., 19, 16
 Patton, David B., 71, 68, 69
 Paulson, Jake, 09, 06, 07, 08
 Pauole, Nakoa, 22, 18, 19
 Pavlich, Sean, 84, 80, 81, 82, 83
 Payne, James M., 89, 86, 87, 88
 Payne, Zachary T., 12, 09, 10, 11
 Pearson, Jaydon, 24, 20
 Pearson, Preston (Kale), 15, 12, 13, 14
 Pease, Anthony, 71, 69, 70
 Peel, John, 05, 02, 04
 Peebles, Scott, 08, 05, 06, 07
 Pendry, Justin, 02, 99, 00, 01
 Peragine, Robert, 94, 92, 93
 Perez, Gilberto, 07, 04, 05, 06
 Perez, Robert E., 92, 90, 91
 Perlow, Stuart, 07, 04, 05, 06
 Pescaia, Robert-Dayle K., 23, 20, 21, 22
 Peshehonoff, Ted, 89, 87
 Petersen, Charles E., 84, 80, 81, 82, 83

Peterson, Ben, 21, 18, 19, 20
 Peterson, Thomas L., 75, 72, 73, 74
 Petrzelka, Terrence L., 70, 68, 69
 Pharris, Eric M., 86, 84, 85
 Philichi, Matthew, 19, 16, 17, 18
 Philippsen, Gregory E., 71, 70
 Phillips, Brian, 99, 97, 98
 Phillips, David, 59, 56, 57, 58
 Pickering, Trent A., 87, 85, 86
 Pickett, Daniel, 12, 09, 10, 11
 Pickett, Ivan, 93, 89
 Pierce, Jordan, 15, 13, 14
 Pierce, Roland, 14, 10
 Pipes, Andrew, 09, 06, 07, 08
 Pipes, Stephen C., 98, 95, 96, 97
 Pittman, Kelly M., 86, 83, 84, 85
 Plate, Aidan, 25, 23
 Podolny, David, A., 77, 75, 76
 Pointer, Ronald, L., 79, 76, 77, 78
 Poland, Dennis, 06, 03, 04, 05
 Polk, Nathan, 24, 21
 Pollard, Ryan, 15, 11
 Pommer, Matt, 01, 98, 99, 00
 Porisch, Luke, 01, 98, 99, 00
 Potter, Robert G., 76, 73, 74, 75
 Powell, Joe, 90, 87, 88
 Price, William, 91, 88, 89, 90
 Prill, Mark E., 73, 71, 72
 Probert, Dan, 02, 99, 00, 01
 Proctor, Spencer, 15, 12, 13, 14
 Pruitt, Lewis R., 82, 79
 Pshnsniak, Gregory J., 86, 82, 83, 84, 85
 Pugh, Joseph, 02, 00, 01
 Pupich, George S., 60, 56, 57, 58, 59
 Pupich, Samuel A., 97, 94, 95, 96
 Purcell, Michael, 21, 19, 20
 Puster, John S., 65, 62, 63, 64
 Puz, Craig A., 76, 73, 74, 75

-- Q --

Quaale, Ryan J., 98, 95, 96, 97
 Quinlan, Michael J., 61, 58, 59, 60
 Quinn, Kevin, 07, 05, 06
 Quintana, Sean, 10, 07, 08, 09

-- R --

Rabold, John, 08, 06, 07
 Radtke, Danny L., 66, 65
 Rafferty, Steven G., 85, 82, 83, 84
 Ralston, Frank, 63, 62
 Ramsey, Phillip (PJ), 24, 21, 22, 23
 Randle, Austin, 08, 06, 07
 Ranger, Mark D., 97, 94, 95, 96
 Ransom, Samuel, 96, 94, 95
 Raphiel, Colby, 22, 18, 19, 22
 Rapp, Tyler, 19, 16
 Rashid, Nasir, 24, 21, 22
 Rast, James, 18, 15, 16, 17
 Rathsack, Matthew D., 86, 83, 84
 Ratkewicz, Arthur G., 74, 71, 72, 73
 Rau, Evan, 26, 23
 Rawlins, Michael E., 61, 58, 59, 60
 Rayl, George F., 70, 67, 68, 69
 Rayl, Thomas J., 70, 68, 69
 Reed, Dale N., Jr., 79, 77, 78
 Reeves, Brandon, 09, 06, 07, 08
 Reffitt, Ryan D., 18, 15, 16, 17
 Rehbock, Wolfgang, 20, 17, 18
 Reid, Colton, 12, 09, 10, 11
 Reiley, Michael T., 70, 69
 Reimer, Cliff, 99, 97
 Reinebach, Rob, 01, 98
 Reiner, David Allen, 77, 73, 74, 75, 76
 Remauldo, Mike J., 92, 90
 Rembert, Reggie, 11, 07, 08, 09, 10
 Remmo, Sevrin, 16, 15
 Remsberg, Kadin, 21, 18, 19
 Remsey, James, 93, 90, 91, 92
 Renaud, Robert V., 81, 79, 80
 Rengel, Michael J., 68, 65, 66
 Renner, Michael J., 76, 73, 74, 75
 Renner, Robert L., 80, 77
 Reybitz, Edwin, 67, 64
 Reyman, Chris C., 82, 78, 79, 80, 81
 Rhone, Jamie, 98, 94, 95, 96
 Rhone, Jon, 95, 91
 Riazzi, Camen J., 18, 15, 16
 Ricciardi, Rick, 07, 04
 Rice, Walter H., IV, 92, 90, 91
 Richardson, Carl H., Jr, 68, 65
 Richardson, Charles, Jr, 72, 69, 70, 71
 Riche, Richard J., 76, 74, 75
 Richmond, Philip A., 77, 74, 75, 76
 Richter, Bohden (Bo), 23, 21, 22, 23
 Rickard, Dominic, 08, 04
 Ricketts, Rick, 11, 07, 08, 09, 10
 Rillos, Caleb, 24, 21, 22, 23
 Rillos, Matt, 00, 97, 98, 99
 Rino, Anthony, 82, 80, 81, 82
 Ritchie, Richard S., 64, 62, 63
 Ritchie, Rick, 88, 87
 Rivers, Kevin, 09, 07, 08
 Rivers, Richard J., Jr, 69, 67, 68
 Roach, Charles D., 68, 65
 Roberson, Anthony J., 89, 86, 87, 88
 Roberts, Brad, 23, 20, 21, 22
 Roberts, Karson, 16, 13, 15
 Roberts, Michael, 00, 97, 98, 99
 Roberts, Quinton D., 88, 85, 86, 87
 Roberts, Randall, 96, 94, 95
 Robinette, Jalen, 17, 13, 14, 15, 16
 Robinson, Elijah, 23, 20
 Robinson, Jaquan, 12, 08
 Roche, Barry, 99, 96, 97
 Rochell, Matthew, 16, 12, 13, 14, 15
 Rodgers, Chadney, 03, 00
 Rodgers, Charles S., 59, 56, 57, 58
 Rodgers, Michael L., 93, 90, 91, 92
 Rodgers, Sean, 05, 02, 03
 Rodriguez, Jose, 24, 20, 21, 22
 Rodwell, Joseph E., 64, 61, 62, 63

ALL-TIME LETTERMEN

Romine, Nate, 17, 13, 14, 15, 16
 Root, Mark, 08, 05, 06, 07
 Rosane, Edwin, 59, 56, 57, 58
 Rose, Jerry W., 84, 82, 83
 Rosebush, Russell C., 79, 77, 78
 Roseman, Stephen R., 68, 65, 66, 67
 Rosenbach, Rory, 98, 95, 96
 Ross, Grant, 18, 14, 15, 16, 17
 Ross, Joseph S., 66, 65
 Rotello, Thomas J., 87, 83, 84, 85, 86
 Rountree, Neal, 61, 59
 Rouse, Jason B., 85, 82, 83
 Rouse, Jerry D., 81, 78, 79, 80
 Rouser, Jeffrey A., 84, 81, 82
 Roznos, Jared, 25, 23
 Ruby, Tomislav Z., 86, 83, 84, 85
 Rudd, Ned, W., Jr, 81, 79, 80
 Rudzinski, John, 05, 02, 03, 04
 Ruechel, A.J. (Andrew), 16, 13, 14, 15
 Ruff, Tobin, 98, 94, 95, 96, 97
 Rule, Andrew, 02, 00, 01
 Rumph, Clay F., 81, 78
 Runyon, Kevin, 02, 97, 00, 01
 Rushing, Devin, 16, 13, 14, 15
 Russ, Steven, 95, 92, 93, 94
 Ryan, Michael S., 75, 74
 Rybak, Garrett, 08, 05, 06, 07
 Ryll, Dennis L., 69, 66, 68

-- S --

Salat, Frank E., 66, 65
 Salmon, Scott M., 89, 87, 88
 Sanders, Elijah, 25, 22, 23
 Sanders, Gerard, 20, 17, 18, 19
 Sanders, Gilbert, 95, 93
 Sanders, Isaiah, 20, 17, 18, 19
 Sanders, Ja'Mel, 18, 15, 16, 17
 Sanderson, Jason, 99, 95, 96, 97, 98
 Sanderson, John N., 66, 65
 Sandor, Colin, 17, 14, 15, 16
 Sanford, Torrance, 95, 91
 Sanford, Vince, 22, 18, 19, 21, 22
 Sapp, John C., 96, 95
 Sasser, Zach, 07, 05, 06
 Saucier, Joseph, 20, 18
 Saylor, Justin, 20, 17
 Schaefer, Stefan C., 77, 74
 Schafer, Scott H., 81, 77, 78, 79, 80
 Scheel, Dennis, 94, 90, 91
 Scheel, Thomas T., 94, 91, 92, 93
 Scheltens, Gregory K., 83, 81, 82
 Schieffer, Joseph, 04, 01, 02, 03
 Schlegel, Anthony, 05, 01, 02
 Schluckebier, Tom K., 82, 78, 79, 80, 81
 Schoeck, James A., 74, 72
 Schonsheck, Tyler, 11, 08, 09, 10
 Schoof, Richard J., 62, 61
 Schmidt, Michael, 20, 17, 19
 Schreck, David, 83, 80, 81, 82
 Schreck, Scott, 81, 80
 Schuettpelz-Rohl, Tevye, 22, 19, 21
 Schultz, James H., 68, 65, 66
 Schumacher, Timothy, 98, 96, 97
 Schwartz, John, 04, 02, 03
 Schwarzenbach, Todd, 94, 92
 Schweighardt, Chris, 97, 94, 95, 96
 Schweiss, Erik, 14, 10
 Scott, Alton J., 85, 81, 82, 83, 84
 Scott, Bob, 06, 04, 05
 Scott, Charlie, 20, 17, 18, 19
 Scott, David J., 78, 75, 76, 77
 Scott, Earl, 91, 89
 Scott, John P., 85, 85
 Scott, Leon, 84, 80
 Scott, Michael W., 76, 74, 75
 Sears, James F., 64, 61, 62, 63

Seekins, Ryan, 02, 00
 Self, Josh, 17, 15, 16
 Senn, Steve, 90, 87, 88, 89
 Sessum, Jared, 00, 97
 Sexton, Donald L., 72, 71
 Shaffer, Daniel, 04, 01, 03, 04
 Shaffer, David, 06, 04, 05
 Shaffer, Steve, 11, 07
 Shannon, Richard H., 71, 68, 69, 70
 Shanor, Aaron, 08, 07
 Sharp, Bradley S., 76, 75
 Shaw, Robert L., 77, 74, 75, 76
 Shea, Kevin, 89, 87
 Shedd, Tyler, 93, 91, 92
 Sherman, Daniel B., 84, 82
 Sholtis, Edward, 93, 92
 Shugg, Charles K., 80, 78, 79
 Shwedo, Bradford J., 87, 85, 86
 Sicks, David F., 64, 61, 62, 63
 Sigler, Steven A., 87, 83, 84, 85, 86
 Silvanic, George, 21, 20
 Simpson, Carlton S., 63, 60, 61, 62
 Simpson, Vergil, 93, 89, 90, 91, 92
 Singleton, Jemal, 99, 96, 97, 98
 Sinning, Matthew, 93, 91
 Skolnick, Corey, 12, 09
 Skotte, Daniel M., 72, 71
 Slack, David E., 77, 74, 75, 76
 Slater, Reginald (R.J.), 18, 15, 16, 17
 Smagh, Nishawn, 00, 97, 98, 99
 Smalley, Everett, 24, 21, 22
 Smith, Andy, 89, 87, 88
 Smith, Chad (James), 08, 04, 05, 06, 07
 Smith, Charles, A., 19, 16, 17, 18
 Smith, Clifford R., 76, 73, 74, 75
 Smith, Darelle, 19, 16
 Smith, Donald R., 83, 78, 80, 82
 Smith, Gerald T., 79, 76, 77, 78
 Smith, Gregor D., 74, 71, 72, 73
 Smith, James A., 71, 68, 69, 70
 Smith, Jake, 23, 21, 22, 23
 Smith, Kenny, 05, 02, 03, 04
 Smith, Larry A., 71, 68
 Smith, Michael J., 87, 84, 85, 86
 Smith, Nathan, 08, 04, 05, 06, 07

Smith, Ricard K., 84, 79, 80, 81, 82
 Smith, Shea (Robert), 09, 06, 07, 08
 Smith, Shawn D., 84, 79, 80, 82, 83
 Smith, Quin, 26, 23
 Soderberg, Erik, 12, 09, 10, 11
 Sokora, Brandon, 00, 97, 98, 99
 Solano, Francisco (Paco), 16, 13, 14
 Sotallaro, Mark, 95, 93
 Soulek, James W., 65, 64
 Southam, Wayne, 02, 98, 01
 Southworth, Ryan, 11, 08, 09, 10
 Sowa, John, 66, 65
 Spears, Christian, 15, 12, 13, 14
 Speltz, John G., 85, 80
 Spence, Overton, 06, 02, 03, 04
 Spetman, Randall W., 76, 73, 74, 75
 Spewock, Stephen T., 87, 84, 85, 86
 Spiewak, Jacob, 22, 19, 20, 21
 Spithill, John A., 69, 66
 Spolsky, Iwan (John), 00, 98, 99
 Stafford, Jacob, 18, 15, 16, 17
 Stahr, Carsten, 06, 04, 05
 Staine-Pyne, Frank, 98, 94, 95, 96, 97
 Stamp, Eric, 90, 87
 Stampfl, John T., 65, 62
 Stanbury, Tom, 84, 81, 82, 83
 Stanton, Billy J., Jr., 73, 70, 71
 Staponski, Rod, 77, 75, 76
 Staponski, Virgil C., 71, 68, 69, 70
 Stark, Ed, 90, 87
 Starkey, Richard N., 68, 65, 66, 67
 Statmiller, Joseph E., 93, 90
 Steed, John E., 88, 85, 86, 87
 Steelhammer, Weston, 17, 13, 14, 15, 16
 Stein, Paul E., 66, 64, 65
 Stephan, Rodney A., 92, 89, 90, 91
 Stephens, Darnell, 05, 01, 02, 03, 04
 Stephens, Paul, 67, 64
 Stephens, Savier, 11, 07, 08, 09
 Stern, Jacob, 24, 20
 Stevenson, Chance, 22, 19
 Stoll, Patrick J., 87, 84, 85, 86
 Stone, Darius, 26, 23
 Stonehouse, David J., 73, 72
 Stoner, Joshua, 21, 19, 20

Stoner, Ronald E., 62, 59
 Strain, Leroy A., 91, 90
 Strelbel, Luke, 18, 15, 16, 17
 Strecker, Adam, 04, 01, 02, 03
 Strickland, Dontae, 13, 09, 10, 11, 12
 Strock, Brian, 02, 00, 01
 Strom, Brock T., 59, 56, 57, 58
 Stucker, Pat B., 72, 71
 Sturch, James P., 80, 78, 79
 Suder, Beau, 07, 04, 05, 06
 Suhajda, Joe, 97, 94, 95, 96
 Sullivan, Konda, 83, 79, 80, 81, 82
 Sumpter, Steven, 15, 12, 13
 Sumrall, Darryl J., 89, 86, 87, 88
 Sundquist, Ted, 84, 80, 81, 82, 83
 Sutton, Chris, 07, 04, 05, 06
 Sutton, Curtis, 94, 91, 92, 93
 Sutton, Dailen, 19, 16, 17, 18
 Sutton, David A., 86, 83
 Svendsen, Erik, 02, 00
 Swanberg, Kevin G., 79, 76
 Swanson, Richard E., 69, 66, 67, 68
 Swartz, Aidan, 26, 23
 Swertfager, Thomas A., 73, 72

-- T --

Tafoya, Jacob, 25, 22
 Taibi, John, 05, 03, 04, 05
 Tanner, Craig, 97, 94, 95, 96
 Tavrytzky, Jan A., 86, 83
 Taylor, Corvan, 22, 19, 20, 21
 Taylor, Nicholas, 04, 01, 02, 03
 Taylor, Trey, 23, 21, 22, 23
 Taylor, William, 59, 57
 Teague, John V., 87, 83, 85, 86
 Teague, Roger W., 86, 83, 84, 85
 Tebrink, Kenneth L., 79, 77
 Teigen, Scott, 94, 91, 92, 93
 Tellers, Shawn, 98, 96, 97
 Telliard, Timothy P., 82, 78
 Terrazone, Nathan, 05, 03, 04
 Terry, Amari, 22, 21, 22
 Tew, Jared, 11, 08, 09, 10
 Theken, Terry W., 73, 71, 72
 Theil, Grant, 20, 17, 18, 19
 Thibodeaux, Christopher, 24, 21
 Thiergood, Jayden, 24, 20, 21, 22, 23
 Thies, Jerome C., 63, 60, 61, 62
 Thiessen, Michael, 01, 98, 99, 00
 Thomas, Adam K., 94, 91
 Thomas, Bernard, 98, 94
 Thomas, Bobby J., 92, 89, 90, 91
 Thomas, Brayden, 18, 15, 16, 17
 Thomas, Chris, 10, 06, 07, 08, 09
 Thomas, David W., 80, 76, 77
 Thomas, Douglas, 85, 81
 Thomas, Grant, 07, 04, 05, 06
 Thomas, Paul R., 65, 62, 63
 Thomas, Scott A., 86, 82, 83, 84, 85
 Thomas, Shawn, 00, 97, 98, 99
 Tomasi, James, 25, 23
 Thomason, James A., 69, 67
 Thompkins, Kaleb, 25, 22, 23
 Thompson, Dallas, 01, 95, 96, 00
 Thompson, George M., 62, 61
 Thompson, Grant (Erik), 03, 01, 02
 Thompson, Matthew, 05, 02
 Thompson, Neal R., 92, 90
 Thompson, Robert G., 75, 72, 73, 74
 Thompson, Victor, 07, 05, 06
 Thomsen, Thomas, 93, 91, 92
 Thomson, Laurence J., 59, 56, 57, 58
 Thorstenson, Craig, 00, 97, 98, 99
 Thurbush, Mark, 98, 96, 97
 Thurston, Douglas, 95, 92, 93
 Tietge, Michael R., 62, 60, 61



James Tomasi

ALL-TIME LETTERMEN

Timm, David L., 83, 82
 Timmerman, Troy, 15, 13, 14
 Tipton, Tucker, 13, 11, 12
 Toffel, George J., 62, 61
 Tokish, John T., 91, 87, 88, 89, 90
 Toliver, Michael K., 87, 84, 85, 86
 Tollstam, Larry C., 65, 62, 63, 64
 Tomallo, James, 88, 86
 Tone, Jason, 95, 93
 Torchia, Linden J., 78, 75, 76, 77
 Toth, Andrew J., 89, 87, 88
 Townsend, John S., 74, 71
 Townsend, Paul, 00, 98, 99
 Trach, Jacob, 23, 21
 Travnick, William R., 79, 76, 77, 78
 Trawick, William, 21, 19, 20
 Tripple, Trent, 97, 92, 95, 96
 Tubbs, James O., 80, 78, 79
 Tubbs, Reagan, 26, 23
 Tucker, Eric, 94, 92, 93
 Tuioti-Mariner, Lincoln, 27, 23
 Turner, Cannon, 24, 23
 Turner, Dennis, 00, 97
 Turner, Dylan, 14, 10
 Turner, Howard, 04, 01, 02, 03
 Turner, Stephen V., 69, 66, 67, 68
 Tyler, Jordan, 18, 15, 16, 17
 Tyler, Michael, 99, 96, 97, 98
 Tyner, Dustin G., 97, 95, 96

-- U --

Underbakke, Jesse, 04, 02, 03
 Uyl, Grant, 25, 23
 Uzell, David, 83, 80, 81, 82

-- V --

Vail, Dylan, 17, 15, 16
 VanHulzen, Trent, 90, 87, 88, 89
 VanInwegan, Earl S., 60, 57
 Van maarth, Ryan, 02, 00
 Vargas, John, 96, 93, 94, 95
 Vaughn, Kenneth L., 77, 73, 74
 Vaught, Tyler, 19, 16
 Vellanti, Christopher G.L., 86, 84, 85
 Vereen, Shaquille, 18, 15, 16, 17
 Vernon, Rodney G., 86, 83, 84, 85
 Vertrees, Richard C., 82, 79
 Vickery, Charles A., Jr, 82, 79
 Vikupitz, Connor, 20, 18, 19
 Vinson, Daniel, 14, 11
 Vonzurmuehlen, Bryce, 19, 16, 17, 18
 Vosika, Eugene L., 59, 56

-- W --

Wachenheim, Scott, 84, 80, 81, 82, 83
 Wade, Chris, 01, 98, 99
 Wade, Max, 98, 94
 Waggoner, Mark, 93, 92
 Wagner, Robert K., 61, 59, 60
 Waguespack, Kade, 20, 17, 18, 19
 Waiwaiiole, Jordan, 12, 09, 10, 11
 Walker, Dexter, 16, 12, 13, 14, 15
 Walker, Michael, 97, 94, 95, 96
 Walker, Michael D., 88, 85
 Walker, Nathan, 11, 09, 10
 Walker, Steve, 95, 93
 Walker, Terry, 91, 88, 89
 Walker, Thomas T., 61, 59, 60
 Waller, Brett, 04, 02, 03
 Waller, James P., 05, 02, 03, 04
 Waller, Steven D., 73, 71, 72
 Wallerstein, A.J., 12, 08, 09, 10, 11
 Walski, Paul, 91, 89, 90
 Walters, Brooks, 02, 00, 01
 Ward, Eric, 20, 18, 19

Ward, Matt, 06, 02, 03
 Wargo, Paul G., Jr, 66, 63, 64
 Warrack, Christian A., 60, 59
 Warren, Charlton, 99, 96, 97, 98
 Warzeka, Jonathan, 12, 08, 09, 10, 11
 Washer, Christopher, 82, 78, 79, 80, 81
 Washinton, Benton, 18, 15, 16
 Washington, Christopher, 95, 92
 Washington, Jesse, 17, 15, 16
 Waszak, Matt, 99, 98
 Waterman, Charles R., Jr., 60, 59
 Waters, Benjamin, 20, 17, 18, 19
 Waters, Jace, 23, 21, 22
 Watkins, Brian, 95, 91, 92, 93
 Watkins, Bobby, 15, 11
 Watson, Ryan, 17, 13, 14,, 15, 16
 Watts, Garrett, 19, 16
 Weathers, Jeffrey T., 87, 84, 86
 Weathersby, Ray, 98, 97
 Weaver, Ross, 06, 02, 03, 04, 05
 Weaver, Tyler, 17, 15, 16
 Webb, Lance C., 74, 71, 72, 73
 Webb, Michael A., 80, 76, 77
 Weber, Mark, 90, 88, 89
 Webster, Jayce, 18, 15
 Weeks, Tyler, 09, 07
 Weidmann, James, 78, 74, 75, 76, 77
 Weigand, John R., 84, 81, 82, 83
 Weiland, Luke, 24, 22
 Weiss, Bart W., 86, 83, 84, 85
 Weist, Chace, 05, 01
 Wells, Charles, 08, 05, 06
 Welsh, John, 03, 01, 02
 West, James D., 68, 66
 Westerling, William, 23, 21, 22
 Weydert, James C., 72, 70, 71
 Whaley, Harold E., 71, 68, 69, 70
 Whaley, Sanders A., 79, 75
 Wharton, Donald, 15, 13, 14
 Whatley, Melvin B., 98, 95
 White, Rory, 24, 21, 22
 Whiting, Jackson, 00, 97, 98, 99
 Whitt, Kevin, 12, 10, 11

Wideman, Hubert G., 59, 57, 58
 Wieland, Luke, 24, 21
 Wikstrom, Jon (Wylie), 11, 09, 10
 Wild, Ray E., 76, 72, 73, 74, 75
 Wiley, Alan C., 82, 79, 80, 81
 Wilkerson, Brandon, 96, 94, 95
 Wilkie, Jordan, 05, 02, 03, 04
 Wilkie, Peter R., 93, 90, 91, 92
 Williams, Julian, 25, 22
 Williams, Keith, 09, 06, 07, 08
 Williams, Kevin, 95, 91, 92, 93
 Williams, Mark C., 89, 88
 Williams, Paul W., 78, 75, 76, 77
 Williams, Ryan E., 08, 05, 06, 07
 Williams, Ryan K., 80, 77, 78, 79
 Williams, Trey, 25, 22, 23
 Williams, Tyler R., 18, 15, 16, 17
 Willis, Roy W., Jr, 75, 72, 73, 74
 Wills, Lakota, 21, 17, 18, 19
 Wilson, Billy, 01, 98
 Wilson, Dwan E., 86, 82, 83, 84, 85
 Wilson, Jackson, 17, 15, 16
 Wilson, Jonathan, 06, 02, 03, 04, 05
 Wilson, Lyle E., 62, 61
 Wilson, Parker, 19, 16, 17
 Wilson, Russell A., 86, 84, 85
 Wilson, Steven, 90, 87, 88, 89
 Wilson, Wyatt, 24, 21, 22, 23
 Wimmer, Hawk, 22, 19, 20, 21
 Winters, Deacon L., 80, 77
 Wolfe, Richard E., 67, 65
 Wolters, Tod D., 82, 79, 80, 81
 Vonderhaar, Luke, 26, 23
 Wood, Joseph L., 92, 89, 90, 91
 Wood, Kenneth S., 77, 74, 75, 76
 Wooding, Jr., Anthony, 14, 10, 11
 Woodring, Erik, 99, 97, 98
 Woodring, Joseph, 21, 19, 20
 Woods, Darryl, 91, 89, 90
 Woods, Philip H., 61, 60
 Woodward, Kyle D., 19, 16
 Woolum, Elijah, 20, 19
 Worden, Roy M., 76, 73, 74, 75

Worthman, Arion, 19, 16, 17, 18
 Wosilius, William, 91, 88, 89
 Wright, Adrian, 04, 01, 02, 03
 Wright, Alex, 99, 97
 Wright, Anthony, 12, 08, 09, 10, 11
 Yurgliitz, Alfred M., 70, 67, 68, 69
 Wyngaard, Gerald F., 68, 65, 66, 67

-- Y --

Yandell, Saxon, 94, 91, 92, 93
 Yarbrough, Steve, 89, 87, 88
 Yates, Shanon, 92, 89, 90, 91
 Yeager, Louis, 93, 90, 91, 92
 Yeager, Luke, 09, 07, 08
 Young, David T., 92, 89, 90, 91
 Young, Douglas, 91, 88, 89, 90
 Young, Grant, 22, 19
 Young, Matt, 95, 93
 Young, Terrence J., 75, 73, 74
 Young, Wayne D., 94, 90, 91, 92, 93
 Youngblood, Johnathan, 24, 20, 21, 22, 23

-- Z --

Zagzebski, Kenneth P., 68, 65, 66, 67
 Zaleski, Charles D., 59, 56, 57, 58
 Zanotti, Adam, 07, 04, 05
 Zanotti, Charles (C.J.), 00, 97, 98, 00
 Zdroik, Daniel, 91, 89, 90
 Zdroik, Payton, 25, 22, 23
 Zeman, Michael, 97, 94, 95, 96
 Zeman, Ryan, 08, 05, 06
 Zemko, Charles R., 14, 12, 13
 Ziebart, David A., 80, 76, 77, 78, 79
 Ziegler, John J., 86, 83, 84, 85
 Zolninger, Gregory C., 84, 81, 82, 83
 Zuberer, Grayson, 17, 15, 16
 Zyroll, Thomas C., 68, 65, 66, 67



PAST SEASON RESULTS

National Rankings

The number prior to the opponent indicates the ranking of that opponent. The number to the right of the opponent in () is Air Force's ranking at the time of the game.

The first number indicated is the United Press ranking, followed by the Associated Press ranking. The United Press ranking was replaced by CNN from 1993-1996, then later by ESPN from 1997 to the present.

1955 (4-4)


Coach: Col. Robert V. Whitlow
Co-Captains: Brock Strom & John White+

O.8	Denver Frosh*	W 34-18
O.15	Colorado State Frosh (N1)	W 21-13
O.22	Colorado Frosh (N2)	L 0-32
O.29	Kansas Frosh	L 0-33
N.5	Utah Frosh (N1)	L 6-12
N.12	Wyoming Frosh (N2)	W 21-13
N.19	at New Mexico Frosh	W 7-6
N.26	Oklahoma Frosh	L 12-48

* - 17,785 saw first game at D.U. Stadium in Denver.
N1 - Penrose Stadium, Colorado Springs.
N2 - Pueblo Stadium, Pueblo, Colo.
+ - Game captains were used. Strom and White were named co-captains prior to the final game of the season. 1955 was a non-varsity season (games not counted in overall record).

L.T. "Buck" Shaw

1956-57



Record
9-8-2 (2 yrs)

1956 (6-2-1)

Coach: L.T. "Buck" Shaw
Co-Captains: Larry Thomson & Charles Zaleski+

S.29	at San Diego U.*	W 46-0
O.6	at Colorado College	W 53-14
O.13	Western State	W 48-13
O.20	Colorado Mines	W 49-6
O.27	Eastern New Mexico	W 34-7
N.3	Northern Colorado	W 21-0
N.10	at Whittier	T 14-14
N.17	Idaho State (N1)	L 7-13
N.24	Brigham Young	L 21-34

* - First varsity game and first Air Force shutout.
N1 - Pueblo Stadium.
+ - Game captains were used. Thomson and Zaleski were named co-captain prior to final game of the season.

1957 (3-6-1)

Coach: L.T. "Buck" Shaw
Co-Captains: Brock Strom & Charles Zaleski+

S.20	at UCLA*	L 0-47
S.28	Occidental	W 40-6
O.5	Detroit	W 19-12
O.11	at George Washington	L 0-20
O.26	at Tulsa	L 7-12
N.2	at Wyoming	T 7-7
N.9	Denver	L 14-26
N.16	at Utah	L 0-34
N.23	New Mexico	W 31-0
N.30	Colorado State	L 7-20

* - First crowd of over 30,000 to watch Air Force game (33,293). + - Game captains. Strom and Zaleski were named co-captains at the end of the season.

Ben Martin

1958-77

Record
96-103-9
(20 yrs)



1958 (9-0-2)

First Senior Class
Coach: Ben Martin
Captain: Brock Strom

S.26	at Detroit	W 37-6
O.4	at 8/8 Iowa*	T 13-13
O.11	Colorado State	W 36-6
O.18	at Stanford	W 16-0
O.25	Utah (17/14)	W 16-14
N.1	at Oklahoma St. (17/13)	W 33-29
N.8	at Denver (14/10)	W 10-7
N.15	Wyoming (N1) (12/10)	W 21-6
N.22	at New Mexico (10/9)	W 45-7
N.29	at Colorado (9/8)	W 20-14

COTTON BOWL
J1 9/10 TCU (N2) (8/6) T 0-0
* - First crowd of over 45,000 to watch Air Force game (48,325).
N1 - Washburn Field, Colorado Springs.
N2 - Cotton Bowl, Dallas, Texas

1959 (5-4-1)

Coach: Ben Martin
Captain: Howard Bronson

S.26	at Wyoming	W 20-7
O.3	at Trinity (-/18)	W 27-6
O.10	Idaho (19/18)	W 21-0
O.17	Oregon (N1) (12/17)	L 3-20
O.23	at 17/- UCLA	W 20-7
O.31	Army (N2)+ (15/-)	T 13-13
N.7	at Missouri (20/18)	L 0-13
N.14	Arizona (N3)	W 22-15
N.21	New Mexico	L 27-28
N.28	at Colorado	L 7-15

+ - First crowd of over 65,000 to watch regular season Air Force game (67,000).
N1 - Portland, Ore.
N2 - Yankee Stadium, New York City.
N3 - Folsom Field, Boulder, Colo.
Air Force was ranked 15th in the preseason national poll

1960 (4-6)

Coach: Ben Martin
Captain: Mike Quinlan+

S.24	Colorado State	W 32-8
O.1	Stanford	W 32-9
O.8	8/11 Missouri (17/-)	L 8-34
O.15	5/5 Navy (N1)	L 3-35
O.22	at Wyoming	L 0-15
O.29	George Washington	L 6-20
N.5	Denver	W 36-6
N.12	at 14/11 UCLA	L 0-22
N.26	at Colorado	W 16-6
D.2	at Miami (Fla.)	L 14-23

+ - Game captains were used. Quinlan was named captain at the end of the season.
N1 - Baltimore Memorial Stadium.

1961 (3-7)

Coach: Ben Martin
Captain: Bob McDonough+

S.23	UCLA #*	L 6-19
S.30	Kansas State	L 12-14
O.7	at SMU	L 7-9
O.14	at Cincinnati	W 8-6
O.21	Maryland	L 0-21
O.28	at New Mexico	L 6-21
N.4	Colorado State	W 14-9
N.11	at California	W 15-14
N.18	at Baylor	L 7-31
D.2	6/6 Colorado	L 12-29

+ - Game captains were used. McDonough was named captain at the end of the season.
- First night home Air Force game at Denver Stadium.
* - Largest crowd to watch Air Force home game at Denver Stadium (27,500).

1962 (5-5)

First season at Falcon Stadium
Coach: Ben Martin
Captain: Skinner Simpson

S.22	Colorado State*	W 34-0
S.29	at -/4 Penn State	L 6-20
O.6	at Southern Methodist	W 25-20
O.13	at Arizona	W 20-6
O.20	Oregon+	L 20-35
O.27	Miami (Fla.)	L 3-21
N.3	Wyoming	W 35-14
N.10	at UCLA	W 17-11
N.17	Baylor	L 3-10
N.24	at Colorado	L 10-34

* - First game at Falcon Stadium.
+ - Falcon Stadium dedication.



1958 Cotton Bowl Team

PAST SEASON RESULTS

1963 (7-4)

Coach: Ben Martin
 Co-Captains: Terry Isaacson & Todd Jagerson
 S.21 -/10 Washington W 10-7
 S.28 Colorado State W 69-0
 O.5 at SMU L 0-10
 O.12 at 10/- Nebraska W 17-13
 O.19 at Maryland L 14-21
 O.26 Boston College W 34-7
 N.2 Army (N1) L 10-14
 N.9 UCLA W 48-21
 N.16 at New Mexico W 30-8
 D.7+ Colorado W 17-14
GATOR BOWL
 D.28 North Carolina (N2) L 0-35
 + - changed from Nov. 23 because of President Kennedy's death.
 N1 - Soldier Field, Chicago; N2 - Gator Bowl, Jacksonville, Fla.

1964 (4-5-1)

Coach: Ben Martin
 Co-Captains: Dick Czarnota & Wendell Harkleroad
 S.19 at Washington W 3-2
 S.26 at Michigan L 7-24
 O.3 Colorado State W 14-6
 O.10 5/6 Notre Dame L 7-34
 O.17 Missouri L 7-17
 O.24 at Boston College L 7-13
 O.31 Arizona W 7-0
 N.7 at UCLA W 24-15
 N.14 Wyoming T 7-7
 N.21 at Colorado L 23-28

1965 (3-6-1)

Coach: Ben Martin
 Captain: Paul Stein
 S.18 at Wyoming L 14-31
 S.25 -/12 Nebraska L 17-27
 O.2 Stanford L 16-17
 O.9 California L 7-24
 O.16 Oregon (N1) T 18-18
 O.23 at Univ. of Pacific W 40-0
 O.30 10/- UCLA L 0-10
 N.6 Army (N2) W 14-3
 N.13 at Arizona W 34-7
 N.20 Colorado L 6-19
 N1 - Multnomah Stadium, Portland, Ore.
 N2 - Soldier Field, Chicago.

1966 (4-6)

Coach: Ben Martin
 Co-Captains: Lloyd Duncan & Scott Jackson
 S.17 Wyoming L 0-13
 S.24 at Washington W 10-0
 O.1 Navy W 15-7
 O.8 Hawai'i W 54-0
 O.15 Oregon L 6-17
 O.22 Colorado State L 21-41
 O.29 at 3/3 UCLA L 13-38
 N.5 at Stanford L 6-21
 N.12 at North Carolina W 20-14
 N.19 at Colorado L 9-10

1967 (2-6-2)

Coach: Ben Martin
 Captain: Neal Starkey
 S.16 at Oklahoma State T 0-0
 S.23 at Wyoming L 10-37
 S.30 Washington L 7-30
 O.7 at California L 12-14
 O.14 North Carolina W 10-8
 O.21 at Tulane W 13-10
 O.28 Colorado State T 17-17
 N.4 Army* L 7-10
 N.18 at Arizona L 10-14
 N.25 Colorado L 0-33
 * - Record crowd at Falcon Stadium (49,536). First homecoming game.

1968 (7-3)

Coach: Ben Martin
 Captain: Dick Swanson
 S.21 -/16 Florida (N1) L 20-23
 S.28 -/20 Wyoming W 10-3
 O.5 at Stanford L 13-23
 O.12 Navy (N2) W 26-20
 O.19 at Colorado State W 31-0
 O.26 at Pittsburgh W 27-14
 N.2 North Carolina W 28-15
 N.9 Arizona L 10-14
 N.16 Tulsa W 28-8
 N.23 at Colorado W 58-35
 N1 - Tampa Stadium, Tampa, Fla.
 N2 - Soldier Field, Chicago.

1969 (6-4)

Coach: Ben Martin
 Co-Captains: Gary Baxter & Ed Epping
 S.13 at Southern Methodist W 26-22
 S.20 at -/10 Missouri L 17-19
 S.27 20/- Wyoming L 25-27
 O.11 at North Carolina W 20-10
 O.18 Oregon* W 60-13
 O.25 Colorado State (-/20) W 28-7
 N.1 at Army (-/19) W 13-6
 N.8 Utah State (-/19) W 38-13
 N.15 at 12/13 Stanford (-/20) L 34-47
 N.22 at 9/8 Notre Dame L 6-13
 * - "Fog Bowl" game.

1970 (9-3)

Coach: Ben Martin
 Co-Captains: Cyd Maattala & Virgil Staponski
 S.12 Idaho W 45-7
 S.19 at Wyoming W 41-17
 S.26 Missouri (N1) (-/20) W 37-14
 O.3 Colorado State (10/10) W 37-22
 O.10 Tulane (7/8) W 24-3
 O.17 Navy (N2) (6/7) W 26-3
 O.24 Boston College (6/7) W 35-10
 O.31 at Arizona (7/7) W 23-20
 N.7 at Oregon (7/9) L 35-46
 N.14 Stanford (12/13) W 31-14
 N.21 Colorado (8/10) L 19-49
SUGAR BOWL
 J.1 Tennessee (N3) (11/11) L 13-34
 N1 - Busch Stadium, St. Louis.
 N2 - Washington, D.C., Kennedy Stadium.
 N3 - Tulane Stadium, New Orleans, La.
 Air Force finished the season ranked 13/16 in final poll.

1971 (6-4)

Coach: Ben Martin
 Co-Captains: Brian Bream & John Greenlaw
 S.18 Missouri * W 7-6
 S.28 Wyoming W 23-19
 O.2 at 11/9 Penn State L 14-16
 O.9 SMU W 30-0
 O.16 Army W 20-7
 O.23 at Colorado State (-/20) W 17-12
 O.30 at 15/13 Arizona St. (18/18) L 28-44
 N.6 Oregon L 14-23
 N.13 at Tulsa W 17-7
 N.20 at 10/10 Colorado L 17-53
 * - Air Force's 75th victory.

1972 (6-4)

Coach: Ben Martin
 Co-Captains: Orderia Mitchell & Gene Ogilvie
 S.16 Wyoming W 45-14
 S.23 Pittsburgh W 41-13
 S.30 Davidson (17/-) W 68-6
 O.7 at Colorado State (15/19) W 53-13
 O.14 at Boston College (15/15) W 13-9
 O.21 Navy* (14/16) L 17-21
 O.28 at 13/16 Arizona State W 39-31
 N.4 at Army* (15/19) L 14-17
 N.11 12/12 Notre Dame L 7-21
 N.18 15/15 Colorado L 7-38
 * - First Commander-In-Chief's Trophy Season.

1973 (6-4)

Coach: Ben Martin
 Co-Captains: Rich Haynie & Jim Morris
 S.22 Oregon W 24-17
 S.29 New Mexico W 10-6
 O.6 7/7 Penn State L 9-19
 O.13 at 17/17 Colorado L 17-38
 O.20 at Navy L 6-42
 O.27 Davidson W 41-19
 N.3 Army W 43-10
 N.10 Rutgers W 31-14
 N.17 at Arizona W 27-26
 N.22 at 5/5 Notre Dame L 15-48



PAST SEASON RESULTS

1974 (2-9)

Coach: Ben Martin

Co-Captains: Larry Fariss & Terry Young

S.14	Idaho	W 37-0
S.21	at Oregon	L 23-27
S.28	at Wyoming	L 16-20
O.5	Colorado**	L 27-28
O.12	20/- Tulane	L 3-10
O.19	Navy	W 19-16
O.26	at Rutgers	L 3-20
N.2	Brigham Young	L 10-12
N.9	at Army	L 16-17
N.16	Arizona	L 24-27
N.23	at 4/5 Notre Dame***	L 0-38

** - Dave Lawson kicked 60-yard field goal.

*** - Team record of scoring in 72 straight games stops (1968-1974).

1975 (2-8-1)

Coach: Ben Martin

Co-Captains: Chris Milodragovich & Randy Spetman

S.13	Arkansas (N1)	L 0-35
S.20	at Iowa State*	L 12-17
S.27	9/10 UCLA	T 20-20
O.4	Navy (N2)	L 0-17
O.11	at Brigham Young	L 14-28
O.18	15/15 Notre Dame	L 30-31
O.25	at Colorado State	L 10-47
N.1	Army	W 33-3
N.8	Tulane (N3)	W 13-12
N.15	13/15 California	L 14-31
N.22	Wyoming	L 10-24

* - Dedicated new Iowa State Stadium. Lawson kicked 62-yard field goal.

N1 - Little Rock, Ark.

N2 - Robert F. Kennedy Stadium, Wash., D.C.

N3 - Superdome, New Orleans, La.

1976 (4-7)

Coach: Ben Martin

Co-Captains: Mark Kenney & Ken Wood

S.11	Univ. of Pacific*	W 36-3
S.18	Iowa State	L 6-41
S.25	at 4/5 UCLA	L 7-40
O.2	Kent State(N1)	L 19-24
O.9	Navy	W 13-3
O.16	Colorado State	L 3-27
O.23	The Citadel	L 7-26
O.30	at Army	L 7-24
N.6	at Arizona St.	W 31-30
N.13	at Vanderbilt	L 10-34
N.20	19/- Wyoming (U)	W 41-21

* - Air Force's 100th victory.

N1 - Municipal Stadium, Cleveland, Ohio.

1977 (2-8-1)

Coach: Ben Martin

Co-Captains: Jack Kucera & Jim Weidmann

S.10	at Wyoming	T 0-0
S.17	at California	L 14-24
S.24	Univ. of Pacific	W 15-13
O.1	at Georgia Tech	L 3-30
O.8	at Navy	L 7-10
O.15	Arizona State	L 14-37
O.22	at Baylor	L 7-28
O.29	Boston College	L 14-36
N.5	Army	L 6-31
N.12	Vanderbilt	W 34-28
N.19	at 6/6 Notre Dame	L 0-49

Bill Parcels

1978

Record
3-8 (1 yr)



1978 (3-8-0)

Coach: Bill Parcels

Co-Captains: Tom Foertsch & Steve Hoog

S.9	at Texas-El Paso	W 34-25
S.16	at Boston College	W 18-7
S.23	Holy Cross	L 18-35
S.30	at Kansas State	L 21-34
O.7	Navy	L 8-37
O.14	Colorado State	L 13-31
O.21	18/20 Notre Dame	L 15-38
O.28	Kent State	W 26-10
N.4	at Army	L 14-28
N.11	19/- Georgia Tech	L 21-42
N.18	at Vanderbilt	L 27-41

+ - Game captains were used. Foertsch and Hoog were named co-captains after the final game of the season.

Ken Hatfield

1979-83

Record
26-32-1 (5 yrs)



1979 (2-9)

Coach: Ken Hatfield

Co-Captains: Ryan Williams & Dave Ziebart+

S.9	Tulsa	L 7-24
S.15	at Wisconsin	L 0-38
S.22	Illinois	L 19-27
S.29	Kansas State	L 6-19
O.6	at Navy	L 9-13
O.13	9/10 Notre Dame	L 13-38
O.20	at Oregon*	L 9-17
O.27	at Colorado State	L 6-20
N.3	Army	W 28-7
N.10	at Georgia Tech	L 0-21
N.17	Vanderbilt	W 30-29

+ - Game captains were used. Ziebart and Williams were named co-captains at the end of the season.

* - Oregon used ineligible player. Game forfeited to Air Force.

1980 (2-9-1, 1-6 WAC)

Coach: Ken Hatfield

Co-Captains: Mike Bloomfield & Scott Schafer

S.6	at Colorado State*	L 9-21
S.13	at 18/19 Washington	L 7-50
S.20	San Diego State*	L 10-13
S.27	at Illinois	T 20-20
O.4	at Yale	L 16-17
O.11	Navy	W 21-20
O.18	at Tulane	L 7-28
N.1	Boston College	L 0-23
N.8	at Army	L 24-47
N.15	Wyoming*	W 25-7
N.22	at 2/2 Notre Dame	L 10-24
N.29	at Hawai'i*	L 12-20

* - Western Athletic Conference Games. 1980 marks AFA's first year in the WAC.

1981 (4-7, 2-5 WAC)

Coach: Ken Hatfield

Co-Captains: Ed Antoine, Mike France & Johnny Jackson

S.12	at -/15 Brigham Young *	L 21-45
S.19	Wyoming*	L 10-17
S.26	at New Mexico*	L 10-27
O.3	Colorado State*	W 28-14
O.10	at Navy	L 13-30
O.17	Tulane	L 13-31
O.24	at Oregon	W 20-10
O.31	Army	W 7-3
N.14	Notre Dame	L 7-35
N.21	at UNLV	L 21-24
N.29	San Diego State* (N1)	W 21-16

+ - Game captains were used.

N1 - Game played at Olympic Memorial Stadium, Tokyo, Japan (Mirage Bowl).

* - Western Athletic Conference Games.

1982 (8-5, 4-3 WAC)

Coach: Ken Hatfield

Co-Captains: All Seniors

S.4	at Tulsa	L 17-35
S.11	San Diego State*	W 44-32
S.18	at Texas Tech	L 30-31
S.25	at 20/- Brigham Young *	W 39-38
O.2	New Mexico*	L 37-49
O.9	Navy	W 24-21
O.16	Colorado State*	L 11-21
O.23	at Texas-El Paso*	W 35-7
O.30	Wyoming*	W 44-34
N.6	at Army	W 27-9
N.20	16/18 Notre Dame	W 30-17
N.27	at Hawai'i*	L 21-45

HALL OF FAME BOWL

D.31 Vanderbilt***(N1) W 36-28

N1 - Legion Field, Birmingham, Ala.

* - Western Athletic Conference Games.

*** - Air Force's 125th victory.

1983 (10-2, 5-2 WAC)

Coach: Ken Hatfield

Co-Captains: Game Captains

S.3	at Colorado State*	W 34-13
S.10	Texas Tech	W 28-13
S.17	at Wyoming*	L 7-14
S.24	Brigham Young *	L 28-46
O.8	at Navy	W 44-17
O.15	Texas-El Paso*	W 37-25
O.22	Utah*	W 33-31
O.29	Army	W 41-20
N.5	Hawai'i*	W 45-10
N.19	at Notre Dame	W 23-22
N.26	at San Diego State* (16/17)	W 38-7

INDEPENDENCE BOWL

D.10 Mississippi(N1) (16/16) W 9-3

N1 - Game played in Shreveport, La.

* - Western Athletic Conference Games.

Air Force ended the season ranked 15/13 in final polls.

PAST SEASON RESULTS

Fisher DeBerry

**1984-2006
Record
169-109-1
(23 yrs)**



1984 (8-4, 4-3 WAC)

Coach: Fisher DeBerry
Co-Captains: Game Captains
S.1 San Diego State* W 34-16
S.8 Northern Colorado..... W 75-7
S.15 at Wyoming*..... L 20-26
S.22 at Utah* L 17-28
S.29 Colorado State* W 52-10
O.6 Navy W 29-22
O.13 at Notre Dame W 21-7
O.20 5/7 Brigham Young* L 25-30
N.3 at Army L 12-24
N.10 at New Mexico* W 23-9
N.17 at Texas-El Paso* W 38-12
INDEPENDENCE BOWL
D.15 Virginia Tech(N1)..... W 23-7
N1 - Game played in Shreveport, La.
* - Western Athletic Conference Games.

1985 (12-1, 7-1 WAC)

Coach: Fisher DeBerry
Co-Captains: Game Captains
A.31 Texas-El Paso* W 48-6
S.14 at Wyoming* W 49-7
S.21 Rice..... W 59-17
S.28 at New Mexico* (18/19) W 49-12
O.5 Notre Dame% (15/17)..... W 21-15
O.12 at Navy (12/13) W 24-7
O.19 at Colorado State* (9/10) W 35-19
O.26 Utah* (6/8)..... W 38-15
N.2 San Diego State* (6/7) W 31-10
N.9 Army (4/5)..... W 45-7
N.16 at 15/16 BYU* (4/4) L 21-28
N.23 at Hawai'i (10/13) W 27-20
BLUEBONNET BOWL
D.31 Texas (N1) (7/10) W 24-16
N1 - Game played in Houston, Texas.
* - Western Athletic Conference Games.
% - Fourth straight victory over Notre Dame.
Air Force ended the season ranked 5/8 in the polls.

1986 (6-5, 5-2 WAC)

Coach: Fisher DeBerry
Co-Captains: Game Captains
A.30 Hawai'i* (RTV)..... W 24-17
S.6 at Texas-El Paso* W 23-21
S.20 Wyoming* (RTV) L 17-23
S.27 Colorado State* (RTV)..... W 24-7
O.3 at Utah* W 45-35
O.11 Navy (RTV) (S) W 40-6
O.18 at Notre Dame (RTV)..... L 3-31
O.25 at San Diego State* W 22-10
N.8 at Army (RTV) L 11-21
N.22 at Rice L 17-21
D.6 Brigham Young* (NTV)..... L 3-23
* - Western Athletic Conference Games.

1987 (9-4, 6-2 WAC)

Coach: Fisher DeBerry
Co-Captains: Game Captains
S.5 at Wyoming* L 13-27
S.12 Texas Christian W 21-10
S.19 San Diego State* W 49-7
S.26 at Colorado State* W 27-19
O.3 Utah* W 48-27
O.10 at Navy W 23-13
O.17 13/11 Notre Dame L 14-35
O.24 Texas-El Paso* W 35-7
O.31 at Brigham Young* L 13-24
N.7 Army..... W 27-10
N.14 at New Mexico* W 73-26
N.21 at Hawai'i* W 34-31
FREEDOM BOWL
D.30 Arizona State(N1) L 28-33
N1 - Game played in Anaheim, Calif.
* - Western Athletic Conference Games.

1988 (5-7, 3-5 WAC)

Coach: Fisher DeBerry
Co-Captains: Game Captains
S.3 at Colorado State* W 29-23
S.11 at San Diego St.* L 36-39
S.17 Northwestern% W 62-27
S.24 19/- Wyoming* L 45-48
O.1 New Mexico* W 63-14
O.8 Navy W 34-24
O.15 at Utah* W 56-49
O.22 at 2/2 Notre Dame L 13-41
N.5 at Army L 15-28
N.12 18/- Brigham Young* L 31-49
N.19 at Texas-El Paso* L 24-31
N.26 at Hawai'i* L 14-19
% - First win over a Big 10 opponent.
* - Western Athletic Conference Games.

1989 (8-4-1, 5-1-1 WAC)

Coach: Fisher DeBerry
Captains: Dee Dowis, Lance McDowell, Scott Hollister, Randle Gladney, Tom Kafka
S.2 San Diego St.* W 52-36
S.10 Wyoming*# W 45-7
S.16 at Northwestern W 48-31
S.23 Texas-El Paso* (19/-)..... W 43-26
S.30 at Colorado St.* (19/24)..... W 46-21
O.7 at Navy (15/20) W 35-7
O.14 1/1 Notre Dame# (14/17) L 27-41
O.21 at Texas Christian (17/19) L 9-27
N.4 Army..... W 29-3
N.11 at 18/21 Brigham Young*! L 35-44
N.25 at Utah* W 42-38
D.9 at Hawai'i*# T 35-35
LIBERTY BOWL
D.28 Mississippi#(N1) L 29-42
- ESPN, ! - CBS. * - Western Athletic Conference Games.
N1 - Game played in Memphis, Tenn.

1990 (7-5, 3-4 WAC)

Coach: Fisher DeBerry
Captains: Rodney Lewis, Lane Beene, Brian Hill, J.T. Tokish
S.1 Colorado St.* L 33-35
S.8 Hawai'i* W 27-3
S.15 The Citadel W 10-7
S.22 at Wyoming* L 12-24
S.29 at San Diego State* L 18-48
O.6 Navy W 24-7
O.13 at 7/8 Notre Dame L 27-57
O.27 Utah* W 52-21
N.3 9/10 Brigham Young* L 7-54
N.10 at Army W 15-3
N.17 at Texas-El Paso* W 14-13
LIBERTY BOWL
D.27 20/24 Ohio State#(N1) W 23-11
* - Western Athletic Conference Games.
N1 - Game played in Memphis, Tenn.
- ESPN

1991 (10-3, 6-2 WAC)

Coach: Fisher DeBerry
Captains: Shanon Yates, Joe Wood, Rob Perez
A.31 Weber State% W 48-31
S.7 at Colorado State*@ W 31-26
S.14 at Utah* % W 24-21
S.21 San Diego State* % W 21-20
S.28 at Brigham Young* % L 7-21
O.5 Wyoming*\$ W 51-28
O.12 at Navy W 46-6
O.19 5/5 Notre Dame# L 15-28
O.26 Texas-El Paso* % W 20-13
N.2 at New Mexico* L 32-34
N.9 Army..... W 25-0
N.23 at Hawai'i* W 24-20
LIBERTY BOWL
D.29 Mississippi St.+# (N1) W 38-15
% - Blue & White Network; @ - Prime Sports Network, \$ - ABC, # - ESPN; + 200th Air Force Victory.
* - Western Athletic Conference Games.
N1 - Game played in Memphis, Tenn.
Air Force was ranked -/25 in the final polls.

1992 (7-5, 4-4 WAC)

Coach: Fisher DeBerry
Captains: Carlton McDonald, Chris Baker, Jarvis Baker
S.5 Rice W 30-21
S.12 Hawai'i*\$ L 3-6
S.19 at Wyoming* W 42-28
S.25 New Mexico* W 33-32
O.3 at Texas-El Paso* W 28-22
O.10 Navy W 18-16
O.17 Colorado State*% L 28-32
O.24 at San Diego State* W 20-17
O.31 Utah* L 13-20
N.7 at Army..... W 7-3
N.14 Brigham Young* L 7-28
LIBERTY BOWL
D.31 19/20 Mississippi # (N1) L 0-13
- ESPN, \$ - Blue & White
* - Western Athletic Conference game
% - Prime Sports Network
N1 - Played in Memphis, Tenn.

1993 (4-8, 1-7 WAC)

Coach: Fisher DeBerry
Captains: Mike Black, Scott Teigen, Wayne Young
S.4 Indiana State# W 63-21
S.11 at Colorado St.* L 5-8
S.18 San Diego St.*% L 31-38
S.25 at 17/21 Brigham Young# L 3-30
O.2 Wyoming**/* L 18-31
O.9 at Navy L 24-28
O.16 at Fresno St.* L 20-33
O.23 The Citadel** W 35-0
O.30 Texas-El Paso**/* W 31-10
N.6 Army** W 25-6
N.13 at Utah* L 24-41
N.20 at Hawai'i* L 17-45
- Prime Sports Network
* - Western Athletic Conference Games
% - ABC Regional Telecast, ** - Blue and White Network

1994 (8-4, 6-2 WAC)

Coach: Fisher DeBerry
Captains: All Seniors
S.3 Colorado State* L 21-34
S.9 21/- Brigham Young*\$ L 21-45
S.17 Northwestern L 10-14
S.24 at Texas-El Paso* W 47-7
O.1 at San Diego State* W 36-35
O.8 Navy# W 43-21
O.22 Fresno State* W 42-7
O.29 at Wyoming* W 34-17
N.5 at Army..... W 10-6
N.12 14/12 Utah*# W 40-33
N.19 at Notre Dame% L 30-42
D.3 at Hawai'i* W 37-24
* - Western Athletic Conference Games.
\$ - ABC Regional Telecast
- Blue and White Network; % - NBC National Telecast

PAST SEASON RESULTS

1995 (8-5, 6-2 WAC)

Coach: Fisher DeBerry

Captains: Game Captains

S.2	Brigham Young*#	W 38-12
S.9	Wyoming*# (25/-)	W 34-10
S.16	Colorado State* (19/21)	L 20-27
S.23	at Northwestern#	L 6-30
S.30	at New Mexico*	W 27-24
O.7	Texas-El Paso*	W 56-43
O.14	at Navy	W 30-20
O.21	at Utah*	L 21-22
O.28	at Fresno State*	W 31-20
N.11	Army	W 38-20
N.18	10/8 Notre Dame#	L 14-44
N.25	at Hawai'i*	W 44-14
COPPER BOWL		
D.27	25/- Texas Tech#(N1)	L 41-55

- ESPN, * - estern Athletic Conference game
N1 - Game played in Tucson, Ariz.

1996 (6-5, 5-3 WAC)

Coach: Fisher DeBerry

Captains: Chris Gizzi, Lee Guthrie, Beau Morgan

A.31	San Jose State*	W 45-0
S.7	at UNLV*	W 65-17
S.21	at Wyoming*	L 19-22
S.28	Rice*	W 45-17
O.12	Navy	L 17-20
O.19	at 9/8 Notre Dame% (OT)	W 20-17
O.26	Hawai'i*	W 34-7
N.2	Colorado State*&	L 41-42
N.09	at Army	L 7-23
N.16	at Fresno State* (OT)	W 44-38
N.28	at San Diego State* #	L 23-28

% - NBC, & - Prime Sports Rocky Mountain
- ESPN, * - Western Athletic Conference game.

1997 (10-3, 6-2 WAC)

Coach Fisher DeBerry

Captains: Chris Gizzi, Jemal Singleton, Jeff Mohr+

A.30	Idaho	W 14-10
S.6	at Rice*	W 41-14
S.13	UNLV*	W 25-24
S.20	at Colorado State*#	W 24-0
S.27	San Diego State*# (OT)	W 24-18
O.4	Citadel (25/-)	W 17-3
O.11	at Navy& (23/23)	W 10-7
O.18	Fresno State* (18/19)	L 17-20
O.25	at San Jose State* (17/18)	L 22-25
N.1	at Hawai'i* (24/-)	W 34-27
N.8	Army	W 24-0
N.15	Wyoming*	W 14-3
LAS VEGAS BOWL		
D.20	Oregon(N1)# (21/23)	L 13-41

- ESPN2, & - Fox Sports Rky Mtn.; + - Game captains were used, these players were selected at the end of the season.
N1 - Game played in Las Vegas, Nev.

1998 (12-1, 7-1 WAC)

Coach: Fisher DeBerry

Captains: Blane Morgan, Jemal Singleton, Tim Curry, Bryce Fisher+

S.5	Wake Forest#	W 42-0
S.12	at UNLV*	W 52-10
S.17	Colorado State*#	W 30-27
S.26	at TCU* (Nt) (23/23)	L 34-35
O.3	New Mexico*	W 56-14
O.10	Navy&	W 49-7
O.24	at Tulsa*	W 42-21
O.31	SMU*% (23/-)	W 31-7
N.7	at Army^ (21/25)	W 35-7
N.14	at 25/25 Wyoming* (20/23)	W 10-3
N.21	Rice* (17/20)	W 22-16
D.5	Brigham Young*(N1)& (13/17)	W 20-13
O'AHU BOWL		
D.25	Washington(N2)# (13/16)	W 45-25

- ESPN, ^ - Blue and White Network, & - Fox Sports Net, & - ABC national. + - Game captains were used, these players were selected at the end of the season; N1 - WAC Championship, played in Las Vegas, Air Force ended the season ranked 10/13 in final polls.

1999 (6-5, 2-5 MW)

Coach: Fisher DeBerry

Captains: Charlie Jackson, Shawn Thomas, Craig Thorstenson, Mike Roberts+

S.4	Villanova	W 37-13
S.18	at Washington&@	W 31-21
S.25	Wyoming##*m(25/24)	L 7-10
O.2	at San Diego State*\$	W 23-22
O.9	at Navy&	W 19-14
O.16	Utah*\$ (25/-)	L 15-21
O.30	at 15/16 Brigham Young*\$	L 20-27
N.6	Army	W 28-0
N.13	UNLV*	W 35-16
N.18	at Colorado State*#	L 21-41
N.27	at New Mexico*\$	L 28-33

- ESPN, & - Fox Sports Net, & - ABC national;
- ESPN Regional; \$ - ESPN 2
* - Mountain West Conference game (first season in MWC)
+ - Game captains were used, these players were selected at the end of the season.
@ - Victory gave AFA the nation's longest active winning streak of 11 games

2000 (9-3, 5-2 MW)

Coach: Fisher DeBerry

Captains: Nate Beard, Mike Thiessen, Matt Pommer, Ben Miller+

S.2	Cal State Northridge^	W 55-6
S.9	BYU*^A	W 32-12
S.23	at Utah*&	W 23-14
S.30	UNLV*&	L 13-34
O.7	Navy^	W 27-13
O.14	at Wyoming*	W 51-34
O.21	20/- New Mexico*^A	L 23-29
O.28	at 19/19 Notre Dame%(OT)	L 31-34
N.4	at Army	W 41-27
N.11	20/- Colorado State*\$	W 44-40
N.18	San Diego State*##	W 45-24
SILICON VALLEY BOWL		
D.31	Fresno State\$	W 37-34

- ESPN Regional; \$ - ESPN 2; ^ - SportsWest; & - ABC Regional; % - NBC National
* - Mountain West Conference game
+ - Game captains were used, these players were selected at the end of the season.

2001 (6-6, 3-4 MW)

Coach: Fisher DeBerry

Captains: Zach Johnson, Keith Boyea, Justin Pendry, Ben Miller+

S.1	3/3 Oklahoma &	L 3-44
S.8	Tennessee Tech	W 42-0
S.29	at San Diego State*##	W 45-21
O.6	at Navy	W 24-18
O.13	Wyoming*	W 24-13
O.20	at 13/18 BYU*\$	L 33-63
O.27	at New Mexico*	L 33-52
N.3	Army	W 34-24
N.8	at Colorado State*\$	L 21-28
N.17	UNLV*^A	L 10-34
N.24	at Hawaii	L 30-52
D.1	Utah*!	W 38-37

- ESPN Regional; \$ - ESPN 2; ^ - SportsWest; & - ABC Regional; % - NBC National
* - Mountain West Conference game
! - Game postponed from Sept. 15 due to Sept. 11th tragedy
+ - Game captains were used, these players were selected at the end of the season.

2002 (8-5, 4-3 MW)

Coach: Fisher DeBerry

Captains: Tom Heier, Leotis Palmer, Bryan Blew, Jeff Overstreet, Trevor Hightower, Anthony Schlegel.

A.31	Northwestern &	W 52-3
S.7	New Mexico*^ OT	W 38-31
S.21	at -/23 California	W 23-21
S.28	at Utah*##	W 30-26
O.5	Navy (25/-)	W 48-7
O.12	BYU*\$ (19/21)	W 52-9
O.19	7/7 Notre Dame\$(15/18)	L 14-21
O.26	at Wyoming* (19/22)	L 26-34
O.31	24/24 Colorado State*#	L 12-31
N.9	at Army##	W 49-30
N.16	at UNLV*##	W 49-32
N.23	San Diego St.*\$	L 34-38
SAN FRANCISCO BOWL		
D.31	19/21 Virginia Tech \$	L 13-20

- ESPN Regional; \$ - ESPN 2; ^ - SportsWest; & - ABC Regional; % NBC National, # - ESPN
* - Mountain West Conference game

2003 (7-5, 3-4 MW)

Coach: Fisher DeBerry

Captains: Chance Harridge, Joe Schieffer, Brett Huyser, Jeff Overstreet, Monty Coleman, Trevor Hightower, John Rudzinski.

A.30	Wofford	W 49-0
S.6	at Northwestern	W 22-21
S.13	North Texas	W 34-21
S.20	Wyoming*^A	W 35-29
S.27	at BYU*##	W 24-10
O.4	at Navy (25/-)	L 25-28
O.11	UNLV*##	W 24-7
O.16	at Colorado State*\$	L 20-30
N.1	Utah*\$ 3OT	L 43-45
N.8	Army	W 31-3
N.15	at New Mexico*	L 12-24
N.22	at San Diego State*^	L 3-24

- ESPN Regional; \$ - ESPN 2; ^ - SportsWest; & - ABC Regional; % - NBC National, # - ESPN
* - Mountain West Conference game

2004 (5-6, 3-4 MW)

Coach Fisher DeBerry

Captains: Adam Cole, Dan Shaffer, Ryan Carter, John Rudzinski, Alec Messerall.

S.4	15/13 California	L 14-56
S.11	E. Washington	W 42-20
S.18	at UNLV*	W 27-10
S.25	at 14/15 Utah*##	L 35-49
S.30	Navy NT	L 21-24
O.9	New Mexico*^A	W 28-23
O.23	BYU*##	L 24-41
O.30	at Wyoming*	L 26-43
N.6	at Army@	W 31-22
N.13	San Diego State*@	L 31-37
N.20	Colorado State*	W 47-17

- ESPN Regional; \$ - ESPN 2; ^ - SportsWest; & - ABC Regional; % - NBC National, # - ESPN, @ - Altitude
* - Mountain West Conference game

PAST SEASON RESULTS

2005 (4-7, 3-5 MW)

Coach: Fisher DeBerry
 Captains: Jon Wilson, Ross Weaver, Russ Mitscherling.

S. 3 Washington (N)..... W 20-17
 S. 10 San Diego State*..... W 41-29
 S. 17 Wyoming*..... L 28-29
 S. 22 at Utah*%..... L 35-38
 S. 29 at Colorado State (NT)*%..... L 23-41
 O. 8 at Navy##..... L 24-27
 O. 15 UNLV*..... W 42-7
 O. 22 21/21 TCU*\$..... L 10-48
 O. 29 at BYU*\$..... L 41-62
 N. 5 Army\$\$..... L 24-27
 N. 19 at New Mexico*..... W 42-24
 # - ABC Regional; & - ESPN2; % - ESPN;
 \$ - ESPN Regional; \$\$ - ESPN Classic; @SportsWest; ^ - Altitude Sports; ! - Game played in Seattle, Wash. (considered AFA home game); ## - CSTV national
 * - Mountain West Conference game

2006 (4-8, 3-5 MW)

Coach: Fisher DeBerry
 Captains: Shaun Carney, Curtis Grantham, Gilberto Perez, Chris Sutton.

S. 9 at 11/17 Tennessee..... L 30-31
 S. 23 at Wyoming*..... W 31-24
 S. 30 New Mexico*\$..... W 24-7
 O. 7 Navy##..... L 17-24
 O. 14 Colorado State*\$..... W 24-21
 O. 21 at San Diego St. *\$..... L 12-19
 O. 28 BYU*^..... L 14-33
 N. 3 at Army&..... W 43-7
 N. 11 9/8 Notre Dame##..... L 17-39
 N. 18 Utah*\$..... L 14-17
 N. 24 at UNLV*\$..... L 39-42
 D. 2 at TCU*##..... L 14-38
 & - ESPN 2; ## - CSTV; \$ - The mtn. sports network;
 ^ - VERSUS; * - Mountain West Conference game

2008 (8-5, 5-3 MW)

Coach: Troy Calhoun
 Captains: Game Captains

A. 30 Southern Utah..... W 41-7
 S. 6 at Wyoming*##..... W 23-3
 S. 13 Houston (N1)..... W 31-28
 S. 20 20/20 Utah*^..... L 23-30
 O. 4 Navy ^..... L 27-33
 O. 11 at San Diego State*\$..... W 35-10
 O. 18 at UNLV*\$..... W 29-28
 O. 23 New Mexico*##..... W 23-10
 N. 1 at Army &..... W 16-7
 N. 8 Colorado State*\$..... W 38-17
 N. 15 16/18 BYU*##..... L 24-38
 N. 22 at 15/17 TCU*^..... L 10-44
 ARMED FORCES BOWL

D. 31 Houston &..... L 28-34
 & - ESPN/ESPN2/ESPN Plus; ## - CBS SN; \$ - The mtn. sports network; ^ - VERSUS; % - NBC; * - Mountain West Conference game

2009 (8-5, 5-3 MW)

Coach: Troy Calhoun
 Captains: Game Captains

S. 5 Nicholls State..... W 72-0
 S. 12 at Minnesota%..... L 13-20
 S. 19 at New Mexico*##..... W 37-13
 S. 26 San Diego State*\$..... W 26-14
 O. 3 at Navy##..... L 13-16 OT
 O. 10 10/9 TCU*##..... L 17-20
 O. 17 Wyoming*\$..... W 10-0
 O. 24 at 19/20 Utah*^..... L 16-23 OT
 O. 31 at Colorado State*\$..... W 34-16
 N. 7 Army##..... W 35-7
 N. 14 UNLV*\$..... W 45-17
 N. 21 at 19/18 BYU*##..... L 21-38
 ARMED FORCES BOWL

D. 31 Houston &..... W 47-20
 & - ESPN/ESPN2/ESPN Plus; ## - CBS SN; \$ - The mtn. sports network; ^ - VERSUS; % - Big Ten,
 * - Mountain West Conference game

2011 (7-6, 3-4 MW)

Coach: Troy Calhoun
 Captains: Game Captains

S. 3 South Dakota\$..... W 37-20
 S. 10 TCU*^..... L 19-35
 S. 24 Tennessee State\$..... W 63-24
 O. 1 at Navy%..... W 35-34 OT
 O. 8 at Notre Dame@..... L 33-59
 O. 13 San Diego State*##..... L 27-41
 O. 22 at Boise State*^..... L 26-37
 O. 29 at New Mexico*\$..... W 42-0
 N. 5 Army%..... W 24-14
 N. 12 Wyoming*\$..... L 17-25
 N. 19 UNLV*\$..... W 45-17
 N. 26 at Colorado State*\$..... W 45-21
 MILITARY BOWL

D. 28 Toledo &..... L 41-42
 & - ESPN2; ## - CBS SN; \$ - The mtn. sports network; ^ - NBC Sports; % - CBS, @ - NBC; * - MWC game.

2012 (6-7, 5-3 MW)

Coach: Troy Calhoun
 Captains: Game Captains

S. 1 Idaho State..... W 49-21
 S. 8 at #19 Michigan !..... L 25-31
 S. 22 at UNLV*\$..... L 35-38
 S. 29 Colorado State*\$..... W 42-21
 O. 6 Navy%..... L 21-28 OT
 O. 13 at Wyoming*&..... W 28-27
 O. 20 New Mexico*&..... W 28-23
 O. 26 Nevada*##..... W 48-31
 N. 3 at Army##..... L 21-41
 N. 10 at San Diego State*^..... L 9-28
 N. 16 Hawaii*&&..... W 21-7
 N. 24 at Fresno State*^..... L 15-48
 ARMED FORCES BOWL

D. 29 Rice@..... L 14-33
 ! - ABC; \$ - Altitude; % - CBS; & - Root; ## - CBS SN; ^ - NBC Sports; && - ESPN2; @ - ESPN; * - MWC game.

2013 (2-10, 0-8 MW)

Coach: Troy Calhoun
 Captains: Game Captains

A. 31 Colgate&..... W 38-13
 S. 7 Utah State*##..... L 20-52
 S. 13 at Boise State*@..... L 20-42
 S. 21 Wyoming*&..... L 23-56
 S. 28 at Nevada*##..... L 42-45
 O. 5 at Navy %..... L 10-28
 O. 10 San Diego State*##..... L 20-27
 O. 26 Notre Dame##..... L 10-45
 N. 2 Army\$..... W 42-28
 N. 8 at New Mexico*\$..... L 37-45
 N. 21 UNLV*\$..... L 21-41
 N. 30 at Colorado State*\$..... L 13-58
 % - CBS; & - Root; ## - CBS SN; ^ - NBC Sports; && - ESPN2;
 @ - ESPN; \$ - ESPN; \$\$ - ESPN3
 * - MWC game.

2010 (9-4, 5-3 MW)

Coach: Troy Calhoun
 Captains: Game Captains


S. 4 Northwestern State..... W 65-21
 S. 11 #RV/24BYU*^..... W 35-14
 S. 18 at #7/9Oklahoma%..... L 24-27
 S. 25 at Wyoming*\$..... W 20-14
 O. 2 Navy^..... W 14-6
 O. 9 Colorado State (-/25)*\$..... W 49-27
 O. 16 at San Diego St. (23/23)*\$..... L 25-27
 O. 23 at #4/4TCU*##..... L 7-38
 O. 30 #8/7Utah*##..... L 23-28
 N. 6 at Army##..... W 42-22
 N. 13 New Mexico*\$..... W 48-23
 N. 18 at UNLV*##..... W 35-20
 INDEPENDENCE BOWL

D. 27 Georgia Tech&..... W 14-7
 & - ESPN/ESPN2/ESPN Plus; ## - CBS SN; \$ - The mtn. sports network; ^ - VERSUS; % - Fox net; * - MWC game.

Troy Calhoun

2007-Present

Record
130-82-0
(17 yrs)



2007 (9-4, 6-2 MW)

Coach: Troy Calhoun
 Captains: Game Captains

S. 1 South Carolina State \$..... W 34-3
 S. 8 at Utah*\$..... W 20-12
 S. 13 TCU*##..... W 20-17 OT
 S. 22 at BYU *\$..... L 6-31
 S. 29 at Navy ##..... L 20-31
 O. 6 UNLV* \$..... W 31-14
 O. 13 at Colorado State* \$..... W 45-21
 O. 20 Wyoming*\$..... W 20-12
 O. 25 at New Mexico* ^..... L 31-34
 N. 3 Army ##..... W 30-10
 N. 10 at Notre Dame%..... W 41-24
 N. 17 San Diego State*..... W 55-23
 ARMED FORCES BOWL

D. 31 California &..... L 36-42
 & - ESPN/ESPN2; ## - CSTV; \$ - The mtn. sports network; ^ - VERSUS; % - NBC, * - Mountain West Conference game

PAST SEASON RESULTS

2014 (10-3, 5-3 MW)

Coach: Troy Calhoun

Captains: Michael Husar, Jr., Kale Pearson, Christian Spears, Joey Nichol

A. 30 Nicholls State\$\$ W 44-16
S. 6 at Wyoming*\$ L 13-17
S. 13 at Georgia State\$\$ W 48-38
S. 27 Boise State*## W 28-14
O. 4 Navy## W 30-21
O. 11 at Utah State*\$ L 16-34
O. 18 New Mexico*& W 35-31
N. 1 at Army% W 23-6
N. 8 at UNLV*&& W 48-21
N. 15 Nevada*& W 45-38 OT
N. 21 at San Diego State*## L 14-30
N. 28 #21 Colorado State*## W 27-24
FAMOUS IDAHO POTATO BOWL
D. 20 Western Michigan@ W 38-24
% - CBS; & - Root; ## - CBS SN; ^ - NBC Sports; && - ESPN2;
@ - ESPN; \$ - ESPNU; \$\$ - ESPN3; && - MWN
* - MWC game.

2015 (8-6, 6-2 MW)

Coach: Troy Calhoun

Captains: Alex Hansen, A.J. Ruechel, Connor Healy

S. 5 Morgan State& W 63-7
S. 12 San Jose State*\$ W 37-16
S. 19 at #4 Michigan State (ABC) L 21-35
O. 3 at Navy ## L 11-33
O. 10 Wyoming* && W 31-17
O. 17 at Colorado State* ## L 23-38
O. 24 Fresno State* \$\$ W 42-14
O. 31 at Hawaii* ## W 58-7
N. 7 Army \$ W 20-3
N. 14 Utah State* \$ W 35-28
N. 20 at Boise State*&& W 37-30
N. 28 at New Mexico* \$ L 35-47
D. 5 at San Diego State (MW Title) ... L 24-27
ARMED FORCES BOWL
D. 29 California@ L 36-55
% - CBS; & - Root; ## - CBS SN; ^ - NBC Sports; && - ESPN2;
@ - ESPN; \$ - ESPNU; \$\$ - ESPN3; && - MWN
* - MWC game.

2016 (10-3, 5-3 MW)

Coach: Troy Calhoun

Captains: Weston Steelhammer, Jacobi Owens, Nate Romine, Patrick Healy

S. 3 Abilene Christian& W 37-21
S. 10 Georgia State& W 48-14
S. 24 at Utah State*\$ W 27-20
O. 1 Navy## W 28-14
O. 8 at Wyoming*& L 26-35
O. 15 New Mexico*! (Dallas, TX) L 40-45
O. 22 Hawaii* (Oceanic) L 27-34 OT
O. 28 at Fresno State* && W 31-21
N. 5 at Army## W 31-12
N. 12 Colorado State*\$ W 49-46
N. 19 at San Jose State*## W 41-38
N. 25 #19 Boise State*## W 27-20
ARIZONA BOWL
D. 30 South Alabama (Campus Ins).... W 45-21
% - CBS; & - Root; ## - CBS SN; ^ - NBC Sports; && - ESPN2;
@ - ESPN; \$ - ESPNU; \$\$ - ESPN3; && - MWN
* - MWC game, ! - ESPNNews.

2017 (5-7, 4-4 MW)

Coach: Troy Calhoun

Captains: Grant Ross, Santo Coppola, Alex Norton

S. 3 VMI (ESPN3)..... W 62-0
S. 16 at #7 Michigan (Big Ten) L 13-29
S. 23 #22 San Diego St.* ## L 24-28
S. 30 at New Mexico* ## L 38-56
O. 7 at Navy## L 45-48
O. 14 UNLV*\$ W 34-30
O. 20 at Nevada*## W 45-42
O. 28 at Colorado State*## W 45-28
N. 4 Army ## L 0-21
N. 11 Wyoming* \$ L 14-28
N. 18 at #25 Boise State*&& L 19-44
N. 25 Utah State*&& W 38-35
% - CBS; & - AT&T Sports; ## - CBS C; ^ - NBC Sports; && - ESPN2; @ - ESPN; \$ - ESPNU; \$\$ - ESPN3;
* - MWC game, ! - ESPNNews.

2018 (5-7, 3-5 MW)

Coach: Troy Calhoun

Captains: Seniors

S. 1 Stony Brook (Facebook)..... W 38-0
S. 8 at Florida Atlantic (Facebook)..... L 27-33
S. 22 at Utah State*&& L 32-42
S. 29 Nevada*! L 25-28
O. 6 Navy## W 35-7
O. 12 at San Diego State*## L 17-21
O. 19 at UNLV*## W 41-35
O. 27 Boise State*## L 38-48
N. 3 at Army ## L 14-17
N. 10 New Mexico* ## W 42-24
N. 17 at Wyoming* ! L 27-35
N. 22 Colorado State*## W 27-19
% - CBS; & - AT&T Sports; ## - CBS C; ^ - NBC Sports; && - ESPN2; @ - ESPN; \$ - ESPNU; \$\$ - ESPN3;
* - MWC game, ! - ESPNNews.

2019 (11-2, 7-1 MW)

Coach: Troy Calhoun

Captains: Kyle Johnson, Scott Hattok, Jeremy Fejedelem, Donald Hammond III, Jordan Jackson, Mosese Fifita

A. 31 Colgate \$\$ W 48-7
S. 14 at Colorado (Pac-12) W 30-23 OT
S. 20 at Boise State* && L 19-30
S. 27 San Jose State* ## W 41-24
O. 5 at Navy ## L 25-34
O. 12 Fresno State* ## W 43-24
O. 19 at Hawaii* ## W 56-26
O. 26 Utah State* && W 31-7
N. 2 Army ## W 17-13
N. 15 at Colorado State* && W 38-21
N. 23 at New Mexico* \$\$ W 44-22
N. 30 Wyoming* (Facebook) W 20-6
CHEEZ-IT BOWL
D. 27 Washington State @ W 31-21
% - CBS; & - AT&T Sports; ## - CBS C; ^ - NBC Sports; && - ESPN2; @ - ESPN; \$ - ESPNU; \$\$ - ESPN3;
* - MWC game, ! - ESPNNews.

2020 (3-3, 2-2 MW)

Coach: Troy Calhoun

Captains: Game Captains

O. 3 Navy## W 40-7
O. 24 at San Jose State*& L 6-17
O. 31 Boise State*## L 30-49
N. 14 at Wyoming* Canceled
N. 20 New Mexico*& W 28-0
N. 26 Colorado State* Canceled
D. 3 at Utah State*## W 35-7
D. 19 at Army## L 7-10
% - CBS; & - FS1; ## - CBS SN; ^ - NBC Sports; && - ESPN2; @ - ESPN; \$ - ESPNU; \$\$ - ESPN3;
* - MWC game, ! - ESPNNews.
COVID-shortened 2020 season.

2021 (10-3, 6-2 MW)

Coach: Troy Calhoun

Captains: Demonte Meeks, Jordan Jackson, Milton Bugg III, Corvan Taylor

S. 4 Lafayette (Stadium) W 35-14
S. 11 at Navy% W 23-3
S. 18 Utah State && L 45-49
S. 25 Florida Atlantic&& W 31-7
O. 2 at New Mexico*&& W 38-10
O. 9 Wyoming*## W 24-14
O. 16 at Boise State*## W 24-17
O. 23 San Diego State*## L 14-20
N. 6 vs. Army^% L 14-21 OT
N. 13 at Colorado State*## W 35-21
N. 19 at Nevada*& W 41-39 3OT
N. 26 UNLV* ## W 48-14
FIRST RESPONDER BOWL
D. 28 Louisville (ESPN) W 31-28
% - CBS; & - FS1; && FS2; ## - CBS C; ^ - Commander's Classic, Arlington, TX
* - MWC game

2022 (10-3, 5-3 MW)

Coach: Troy Calhoun

Captains: Brad Roberts, Haaziq Daniels, Isaac Cochran, TD Blackman

S. 3 Northern Iowa (Altitude) W 48-17
S. 10 Colorado% W 41-10
S. 16 at Wyoming*## L 14-17
S. 23 Nevada*& W 48-20
O. 1 Navy% W 13-10
O. 8 at Utah State*&& L 27-34
O. 15 at UNLV*## W 42-7
O. 22 Boise State*## L 14-19
N. 5 vs. Army^% W 13-7
N. 12 New Mexico*## W 35-3
N. 19 Colorado State*&& W 41-12
N. 26 at San Diego State*## W 13-3
ARMED FORCES BOWL
D. 22 Baylor (ESPN) W 30-15
% - CBS; & - FS1; && FS2; ## - CBS C; ^ - Commander's Classic, Arlington, TX
* - MWC game

2023 (9-4, 5-3 MW)

Coach: Troy Calhoun

Captains: Thor Paglialong, Trey Taylor

S. 2 Robert Morris (Altitude) W 42-7
S. 9 at Sam Houston## W 13-3
S. 15 Utah State*## W 39-21
S. 22 at San Jose State*& W 45-20
S. 30 San Diego State*## W 49-10
O. 14 Wyoming*## W 34-27
O. 21 at Navy% (22) W 17-6
O. 28 at Colorado State*## (19) W 30-13
N. 4 Army^## (17) L 3-23
N. 11 at Hawaii*(Spectrum) L 13-27
N. 18 UNLV*## L 27-31
N. 24 at Boise State*& L 19-27
ARMED FORCES BOWL
D. 23 #24/25 James Madison (ESPN) .. W 31-21
% - CBS; & - FS1; && FS2; ## - CBS C; ^ - Empower Field at Mile High
* - MWC game

ALL-TIME BOWL RECAPS

1959 Cotton

Jan. 1, Dallas, TX

Score	1	2	3	4	Final
Air Force	0	0	0	0	0
TCU	0	0	0	0	0

Scoring Plays
None

Team Statistics

Category	AFA	TCU
First Downs	13	9
Rush-Pass-Pen	5-6-2	8-1-0
Rushing Yards	140	190
Passing (C-A-I)	12-23-0	3-11-2
Passing Yards	91	37
Punts (#-Avg)	7-38.1	9-38.8
Fumbles-Lost	5-3	8-3
Penalties-Yards	3-15	8-61

Individual Statistics (Leaders Only)

Rushing (Att-Yds): Spikes (TCU) 17-108, Galios (AFA) 13-52
 Passing (C-A-I-Yds): Lasater (TCU) 1-1-0-37, Mayo (AFA) 9-19-0-70
 Receiving (#-Yds): Meyer (TCU) 1-37, Lane (AFA) 4-27
 Attendance: 75,504; Weather: Rain, 48 degrees
 MVP Lineman: Dave Phillips
 MVP Back: Steve Galios

1963 Gator

Dec. 28, Jacksonville, FL

Score	1	2	3	4	Final
Air Force	0	0	0	0	0
No. Carolina	6	14	8	7	35

Scoring Plays

UNC - Willard 1 run (Kick failed), 1/2:34
 UNC - Edge 6 run (Pass failed), 2/9:40
 UNC - Robinson 5 pass from Black (Robinson pass from Black), 2/4:29
 UNC - Kessler 1 run (Lacey pass from Edge), 3/4:44
 UNC - Black 5 run (Chapman kick), 4/13:19

Team Statistics

Category	AFA	UNC
First Downs	14	23
Rush-Pass-Pen	7-7-0	14-8-1
Rushing Yards	95	251
Passing (C-A-I)	14-36-5	12-21-0
Passing Yards	165	119
Punts (#-Avg)	4-40.0	6-36.0
Fumbles-Lost	3-2	2-0
Penalties-Yards	3-42	3-35

Individual Statistics (Leaders Only)

Rushing (Att-Yds): Willard (UNC) 18-94, Isaacson (AFA) 13-44
 Passing (C-A-I-Yds): Black (UNC) 6-6-0-71, Isaacson (AFA) 9-23-0-85
 Receiving (#-Yds): Lacey (UNC) 3-35, Puster (AFA) 2-46
 Attendance: 50,018, Weather: Party cloudy, 70 degrees, wind SW 4 mph
 AFA Game MVP: Dave Sicks

1971 Sugar Bowl

Jan. 1, New Orleans, LA

Score	1	2	3	4	Final
Air Force	7	0	6	0	13
Tennessee	24	0	7	3	34

Scoring Plays

UT - McLeary 5 run (Hunt kick), 1/12:15
 UT - Hunt 30 FG, 1/8:44
 UT - McLeary 20 run (Hunt kick), 1/6:07
 UT - Theiler 10 pass from Scott (Hunt kick), 1/3:21
 AFA - Haas rec. fumble in endzone (Barry kick), 1/1:56
 UT - Majors 57 punt return (Hunt kick), 3/13:30
 AFA - Bassa 27 pass from Parker (Kick failed), 3/8:22
 UT - Hunt 33 FG, 4/9:06

Team Statistics

Category	AFA	Tenn
First Downs	15	24
Rush-Pass-Pen	0-13-2	9-15-0
Rushing Yards	-12	86
Passing (C-A-I)	23-46-4	24-46-2
Passing Yards	239	306
Punts (#-Avg)	8-34.5	5-31.4
Fumbles-Lost	7-4	7-3
Penalties-Yards	0-0	8-74

Individual Statistics (Leaders Only)

Rushing (Att-Yds): Water (UT) 14-57, Bream (AFA) 16-16
 Passing (C-A-I-Yds): Scott (UT) 22-40-0-288, Parker (AFA) 23-46-0-239
 Receiving (#-Yds): Thompson (UT) 9-125, Bassa (AFA) 10-114
 Attendance: 78,685, Weather: Party cloudy, 55 degrees, Wind E 5-15 mph
 No AFA MVP

1982 Hall of Fame

Dec. 31, Birmingham, AL

Score	1	2	3	4	Final
Air Force	7	7	3	19	36
Vanderbilt	7	14	7	0	28

Scoring Plays

VU - Jordan 28 pass from Taylor (Anderson kick), 1/11:06
 AFA - Louthan 1 run (Pavlich kick), 1/1:16
 AFA - Brown 19 run (Pavlich kick), 2/9:04
 VU - Roach 15 pass from Taylor (Anderson kick), 2/7:21
 VU - Jordan 4 pass from Taylor (Anderson kick), 2/4:46
 AFA - Pavlich 21 FG, 3/6:39
 VU - Jordan 4 pass from Taylor (Anderson kick), 3/12:45
 AFA - Sundquist 3 run (Pass failed), 4/12:45
 AFA - Kershner 3 run (Pass failed), 4/10:11
 AFA - Louthan 46 run (Pavlich kick), 4/3:38

Team Statistics

Category	AFA	VU
First Downs	23	26
Rush-Pass-Pen	16-6-1	2-20-4
Rushing Yards	315	35
Passing (C-A-I)	11-17-0	38-51-3
Passing Yards	136	452
Punts (#-Avg)	5-36.0	2-32.5
Fumbles-Lost	1-0	2-2
Penalties-Yards	8-75	4-39

Individual Statistics (Leaders Only)

Rushing (Att-Yds): Edwards (VU) 5-21, Kershner (AFA) 32-132
 Passing (C-A-I-Yds): Taylor (VU) 38-51-3-452, Louthan (AFA) 11-17-0-136
 Receiving (#-Yds): Jordan (VU) 20-173, Greenwood (AFA) 6-77
 Attendance: 75,114; Weather: Clear, 50 degrees
 Game MVP: Carl Dieudonne

1983 Independence

Dec. 10, Shreveport, LA

Score	1	2	3	4	Final
Air Force	3	3	3	0	9
Mississippi	0	3	0	0	3

Scoring Plays


AFA - Pavlich 44 FG, 1/7:37
 AFA - Pavlich 39 FG, 2/7:39
 UM - Teevan 39 FG, 2/0:4
 AF - Pavlich 27 FG, 3/7:59

Team Statistics

Category	AFA	UM
First Downs	18	11
Rush-Pass-Pen	14-4-0	3-8-0
Rushing Yards	277	106
Passing (C-A-I)	6-7-0	11-27-2
Passing Yards	71	138
Punts (#-Avg)	3-30.3	5-43.6
Fumbles-Lost	3-3	1-0
Penalties-Yards	4-19	4-20

Individual Statistics (Leaders Only)

Rushing (Att-Yds): McGee (UM) 22-111, Brown (AFA) 12-91
 Passing (C-A-I-Yds): Powell (UM) 11-27-2-138, Louthan (AFA) 6-7-0-71
 Receiving (#-Yds): Moffett (UM) 6-96-0, Kirby (AFA) 3-49-0
 Attendance: 41,724
 Game Offensive MVP: Marty Louthan



John Kershner had 32 carries for 132 yards as Air Force beat Vanderbilt, 36-28, in the 1982 Hall of Fame Bowl in Birmingham, AL.

ALL-TIME BOWL RECAPS

1984 Independence

Dec. 15, Shreveport, LA

Score	1	2	3	4	Final
Air Force	3	7	0	13	23
Virginia Tech	7	0	0	0	7

Scoring Plays

AFA - Mateos 35 FG, 1/6:05
 VT - Williams 3 run (Wade kick), 1/1:42
 AFA - Simmons 3 run (Mateos kick), 2/8:50
 AFA - Brown 2 run (Mateos kick), 4/6:00
 AFA - Weiss 13 run (Kick failed), 4/2:08

Team Statistics

Category	AFA	VT
First Downs	15	17
Rush-Pass-Pen	11-2-2	11-5-1
Rushing Yards	221	207
Passing (C-A-I)	6-7-0	11-26-2
Passing Yards	49	102
Punts (#-Avg)	6-42.5	4-40.0
Fumbles-Lost	2-0	2-2
Penalties-Yards	4-30	11-112

Individual Statistics (Leaders Only)

Rushing (Att-Yds): Hunter (VT) 12-75, Weiss (AFA) 23-93
 Passing (C-A-I-Yds): Cox (VT) 6-17-1-50, Weiss (AFA) 6-7-0-49
 Receiving (#-Yds): Rider (VT) 4-45, Coleman (AFA) 1-16
 Attendance: 41,100; Weather: Seasonal, 74 degrees, Wind 14-18 mph
 Game Offensive MVP: Bart Weiss

1985 Bluebonnet

Dec. 31, Houston, TX

Score	1	2	3	4	Final
Air Force	14	0	7	3	24
Texas	7	0	3	6	16

Scoring Plays

UT - Harris 34 pass from Stafford (Ward kick), 1/11:14
 AFA - Pshnsniak 1 run (Ruby kick), 1/3:37
 AFA - Weiss 1 run (Ruby kick), 1/1:38
 UT - Ward 24 FG, 3/6:19
 AFA - Evans 19 run (Ruby kick), 3/3:35
 UT - Ward 31 FG, 4/14:14
 UT - Ward 28 FG, 4/7:34
 AFA - Ruby 40 FG, 4/4:43

Team Statistics

Category	AFA	UT
First Downs	17	14
Rush-Pass-Pen	9-8-0	10-4-0
Rushing Yards	189	214
Passing (C-A-I)	1-5-0	9-18-2
Passing Yards	5	88
Punts (#-Avg)	11-49.2	6-44.5
Fumbles-Lost	1-0	0-0
Penalties-Yards	6-45	8-67

Individual Statistics (Leaders Only)

Rushing (Att-Yds): Stafford (UT) 6-63, Evans (AFA) 18-129
 Passing (C-A-I-Yds): Stafford (UT) 9-18-2-88, Weiss (AFA) 1-5-0-5
 Receiving (#-Yds): Harris (UT) 3-65, Pittman (AFA) 1-5
 Attendance: 42,000; Weather: Cloudy, 70
 Game Offensive MVP: Pat Evans

1987 Freedom

Dec. 30, Anaheim, CA

Score	1	2	3	4	Final
Air Force	7	7	0	14	28
Arizona State	0	24	3	6	33

Scoring Plays

AFA - G. Johnson 12 run (Yarbrough kick), 1/5:18
 ASU - Williams 2 run (Zendejas kick), 2/14:57
 ASU - Harris 2 run (Zendejas kick), 2/11:55
 ASU - Zendejas 26 FG, 2/4:17
 AFA - Booker 3 run (Yarbrough kick), 2/3:30
 ASU - Cox 61 pass from Ford (Zendejas kick), 2/2:21
 ASU - Zendejas 20 FG, 3/7:37
 AFA - Senn 10 pass from McDowell (run failed), 4/2:59
 AFA - Senn 18 pass from McDowell (McDowell run), 4/1:10

Team Statistics

Category	AFA	ASU
First Downs	21	22
Rush-Pass-Pen	14-6-1	10-10-2
Rushing Yards	309	187
Passing (C-A-I)	8-16-2	16-30-1
Passing Yards	117	272
Punts (#-Avg)	7-35.0	4-44.5
Fumbles-Lost	2-1	2-2
Penalties-Yards	5-65	10-86

Individual Statistics (Leaders Only)

Rushing (Att-Yds): Harris (ASU) 13-93, Letnich (AFA) 16-90
 Passing (C-A-I-Yds): Ford (ASU) 16-30-1-272, McDowell (AFA) 5-7-0-66
 Receiving (#-Yds): Cox (ASU) 4-110, Senn (AFA) 3-45
 Attendance: 33,261; Weather: Rain, 48 degrees
 Game Defensive MVP: Chad Hennings

1989 Liberty

Dec. 28, Memphis, TN

Score	1	2	3	4	Final
Air Force	9	0	6	14	29
Mississippi	14	14	7	7	42

Scoring Plays


UM - Hines 23 pass from Darnell (Hogue kick), 1/13:53
 AFA - Wood 37 FG, 1/11:16
 UM - Baldwin 23 run (Hogue kick), 1/9:18
 AFA - Dowis 2 run (Pass failed), 1/3:19
 UM - Baldwin 21 run (Hogue kick), 2/10:20
 UM - Coleman 58 punt return (Hogue kick), 2/1:21
 AFA - Johnson 3 run (Run failed), 3/12:50
 UM - Coleman 11 run (Hogue kick), 3/2:26
 UM - Thigpen 8 pass from Shows (Hogue kick)
 AFA - Senn 35 pass from McDowell (Pass failed), 4/9:02
 AFA - Senn 21 pass from McDowell (Durham run), 4/2:34

Team Statistics

Category	AFA	UM
First Downs	25	30
Rush-Pass-Pen	12-12-1	13-17-0
Rushing Yards	259	225
Passing (C-A-I)	14-24-2	21-37-0
Passing Yards	233	285
Punts (#-Avg)	4-43.3	5-38.2
Fumbles-Lost	3-2	2-2
Penalties-Yards	2-12	7-45

Individual Statistics (Leaders Only)

Rushing (Att-Yds): Baldwin (UM) 15-177, Dowis (AFA) 18-92
 Passing (C-A-I-Yds): Darnell (UM) 19-33-0-261, McDowell (AFA) 7-8-0-147
 Receiving (#-Yds): Green (UM) 5-72, Senn (AFA) 7-150
 Attendance: 60,128; Weather: Partly Cloudy, 52 degrees, Wind 8-10 mph
 Most Valuable Offensive Player: Dee Dowis
 Most Valuable Defensive Player: Randle Gladney



Air Force defeated Texas, 24-16, in the 1985 Bluebonnet bowl to cap a school-record 12-1 season.

ALL-TIME BOWL RECAPS

1990 Liberty Dec. 27, Memphis, TN

Score	1	2	3	4	Final
Air Force	0	6	7	10	23
Ohio State	5	0	0	6	11

Scoring Plays

OSU - Safety, punter tackled in the endzone, 1/12:57
 OSU - Williams 28 FG, 1/6:01
 AFA - Perez 1 run (run failed), 2/3:47
 AFA - Perez 1 run (Wood kick), 3/8:08
 OSU - Smith 29 run (Pass failed), 4/13:21
 AFA - Wood 46 FG, 4/2:47
 AFA - McDonald 40 interception return (Wood kick), 4/2:31

Team Statistics

Category	AFA	OSU
First Downs	16	14
Rush-Pass-Pen	13-1-2	7-6-1
Rushing Yards	254	80
Passing (C-A-I)	1-3-1	12-31-3
Passing Yards	11	134
Punts (#-Avg)	3-33.0	5-29.0
Fumbles-Lost	3-2	1-0
Penalties-Yards	6-60	6-42

Individual Statistics (Leaders Only)

Rushing (Att-Yds): Smith (OSU) 13-62, Perez (AFA) 26-93
 Passing (C-A-I-Yds): Frey (OSU) 10-27-0-110, Perez (AFA) 1-3-0-11
 Receiving (#-Yds): Olive (OSU) 4-63, Mott (AFA) 1-11
 Attendance: 39,262; Weather: Cloudy, 34 degrees
 Game/Offensive MVP: Rob Perez
 AFA Defensive MVP: Brian Hill



Brian Hill helped Air Force to the 1990 Liberty Bowl title.

1991 Liberty Dec. 29, Memphis, TN

Score	1	2	3	4	Final
Air Force	14	7	3	14	38
Mississippi St.	0	7	0	8	15

Scoring Plays

AFA - Jones 1 run (Wood kick), 1/5:07
 AFA - Perez 1 run (Wood kick), 1/2:11
 AFA - Yates 35 yard int. return (Wood kick), 2/6:12
 MSU - Edwards 4 pass from Robinson (Gardner kick), 2/:35
 AFA - Wood 20 FG, 3/2:31
 AFA - Hufford 31 run (Wood kick), 4/14:49
 MSU - Davis 7 run (Pass good), 4/7:23
 AFA - Simpson fumble rec. in endzone (Wood kick), 4/6:05

Team Statistics

Category	AFA	MSU
First Downs	19	18
Rush-Pass-Pen	18-1-0	13-4-1
Rushing Yards	318	163
Passing (C-A-I)	1-2-1	13-24-1
Passing Yards	10	121
Punts (#-Avg)	4-43.3	4-37.8
Fumbles-Lost	2-0	3-2
Penalties-Yards	4-31	5-35

Individual Statistics (Leaders Only)

Rushing (Att-Yds): Roberts (MSU) 8-66, Perez (AFA) 26-114
 Passing (C-A-I-Yds): Robinson (MSU) 6-12-0-49, Perez (AFA) 1-2-1-10
 Receiving (#-Yds): Roberts (MSU) 4-28, Wilkie (AFA) 1-10
 Attendance: 61,497; Weather: Partly cloudy, 44 degrees, Winds N 10 mph
 Game/AFA Offensive MVP: Rob Perez

1992 Liberty Dec. 31, Memphis, TN

Score	1	2	3	4	Final
Air Force	0	0	0	0	0
Mississippi	7	3	0	3	13

Scoring Plays

UM - Innocent 5 run (Lee kick), 1/2:42
 UM - Lee 24 FG, 2/11:11
 UM - Lee 29 FG, 4/9:56

Team Statistics

Category	AFA	UM
First Downs	14	13
Rush-Pass-Pen	8-5-1	7-5-1
Rushing Yards	104	168
Passing (C-A-I)	10-17-2	9-19-0
Passing Yards	81	163
Punts (#-Avg)	5-33.0	5-20.2
Fumbles-Lost	2-1	2-1
Penalties-Yards	6-53	7-57

Individual Statistics (Leaders Only)

Rushing (Att-Yards): Innocent (UM) 17-65, Pastorello (AFA) 13-49
 Passing (C-A-I-Yds): Shows (UM) 9-19-0-163, Teigen (AFA) 5-8-1-55
 Receiving (#-Yds): Courtney (UM) 4-63, Hufford (AFA) 2-18
 Attendance: 47,602; Weather: Partly cloudy, 38 degrees, Winds N 10 mph
 Game/AFA Offensive MVP: Joe Pastorello
 AFA Defensive MVP: Mike Rodgers

1995 Copper Dec. 27, Tucson, AZ

Score	1	2	3	4	Final
Air Force	7	6	15	13	41
Texas Tech	21	10	7	17	55

Scoring Plays


TT - Mitchell 38 pass from Lethridge (Rogers kick), 1/14:27
 AFA - Addison 2 run (Thompson kick), 1/8:20
 TT - Hanspard 2 run (Rogers kick), 1/6:19
 TT - Hanspard 2 run (Rogers kick), 1/:23
 TT - Lethridge 1 run (Rogers kick), 2/8:25
 AFA - D. Johnson 71 run (Thompson kick failed), 2/1:59
 TT - Rogers 24 FG, 2/:03
 AFA - Campbell 7 run (Addison run), 3/11:26
 AFA - D. Johnson 60 run (Roberts kick), 3/8:00
 TT - Hanspard 2 run (Rogers kick), 3/5:06
 TT - Lethridge 3 run (Rogers kick), 4/14:51
 TT - Rogers 31 FG, 4/11:15
 AFA - Morgan 1 run (Roberts kick), 4/7:09
 TT - Hanspard 29 run (Rogers kick), 4/4:59
 AFA - Addison 7 run (Roberts run failed), 4/:37

Team Statistics

Category	AFA	TT
First Downs	25	28
Rush-Pass-Pen	17-6-2	15-12-1
Rushing Yards	449	374
Passing (C-A-I)	7-13-0	22-41-1
Passing Yards	83	245
Punts (#-Avg)	3-39.3	3-43.3
Fumbles-Lost	3-1	1-0
Penalties-Yards	5-51	11-90

Individual Leaders (Leaders Only)

Rushing (Att-Yds): Hanspard (TT) 24-260, D. Johnson (AFA) 5-148-2
 Passing (C-A-I-Yds): Lethridge (TT) 22-41-1-245, Morgan (AFA) 5-11-0-51
 Receiving (#-Yds): Darden (TT) 7-47, Campbell (AFA) 4-43
 Attendance: 41,004; Weather: 58 degrees.
 Game Defensive MVP: Mickey Dalton



Beau Morgan led Air Force to the 1995 Copper Bowl.

ALL-TIME BOWL RECAPS

1997 Las Vegas

Dec. 20, Las Vegas, NV

Score	1	2	3	4	Final
Air Force	0	0	13	0	13
Oregon	13	13	8	7	41

Scoring Plays

OR - Johnson 69 pass from Smith (Frankel kick), 1/14:42
 OR - McCullough 76 run (Kick failed), 1/12:54
 OR - Parker blocked punt rtn (Frankel kick), 2/8:33
 OR - Hartley 7 pass from Maas (Smith kick), 2/:28
 AF - Blane Morgan 1 run (Wright kick), 3/8:29
 OR - Hartley 21 pass from Maas (Spense Pass), 3/4:55
 AF - Fisher 45 fumble rtn (Pass failed), 3/:43
 OR - Johnson 78 pass from Maas (Smith kick), 4/14:50

Team Statistics

Category	AFA	Oregon
First Downs	11	22
Rush-Pass-Pen	6-3-2	11-8-3
Rushing Yards	152	226
Passing (C-A-I)	6-21-1	16-30-1
Passing Yards	59	317
Punts (#-Avg)	10-36.6	6-38.7
Fumbles-Lost	1-1	3-2

Individual Leaders (Leaders Only)

Rushing (Att-Yds): McCullough (OR) 17-150-1, Singleton (AFA) 13-66-0
 Passing (C-A-I-Yds): Maas (OR) 9-15-0-188-3, Morgan (AFA) 6-19-1-59-0
 Receiving (#-Yds): P. Johnson (OR) 5-169-2, Newman (AFA) 2-29-0.
 Attendance: 21,514; Weather: 58 degrees, Winds Variable
 AFA Most Valuable Player: Bryce Fisher

1998 O'ahu

Dec. 25, Honolulu, HI

Team	1	2	3	4	Final
Washington	0	13	0	12	25
Air Force	7	15	16	7	45

Scoring

AF - Singleton 11 run (Whiting kick), 1/6:28
 AF - Singleton 2 run (Whiting kick), 2/14:36
 UW - Cleman 3 run (Jarzynka kick), 2/12:44
 AF - McKay 15 run (Morgan run), 2/2:21
 UW - Cleman 1 run (Pass failed), 2/1:15
 AF - Whiting 42 FG, 3/9:02
 AF - Gilliam 4 run (Whiting kick), 3/4:56
 AF - Farmer 79 pass-Morgan (Run failed), 3:07
 UW - Tuiasasopo 7 run (Pass failed), 4/12:16
 AF - McKay 30 pass-Morgan (Whiting kick), 4/5:42
 UW - Austin 11 pass-Tuiasasopo (Kick failed), 4/4:09

Team Statistics

Category	AFA	UW
First Downs	26	21
Rush-Pass-Pen	20-6-0	7-13-1
Rushing Yards	232	107
Passing (C-A-I)	12-16-0	28-40-3
Passing Yards	267	310
Punts (#-Avg)	2-45.5	2-40.5
Fumbles-Lost	3-1	3-0

Individual Leaders (Leaders Only)

Rushing (Att-Yds): Hurst (W) 9-66, Morgan (AFA) 20-50
 Passing (C-A-I-Yds): Huard (W) 23-32-3-267, Morgan (AFA) 12-16-0-267
 Receiving (#-Yds): Looker (W) 8-100, Farmer (AF) 4-109
 Attendance: 46,451; Weather: Clear, 70 degrees
 AFA Most Valuable Player: Blane Morgan

2000 Silicon Valley

Dec. 31, San Jose, CA

Team	1	2	3	4	Final
Fresno St.	7	0	13	14	34
Air Force	19	15	3	0	37

Scoring

AF - Adams 37 FG, 1/11:02
 AF - McKay 29 pass-Thiessen (Adams kick), 1/10:21
 AF - Adams 46 FG, 1/3:06
 AF - McKay 13 pass-Thiessen (Run failed), 1/2:01
 FS - Gaines 73 pass-Carr (Asparuhov kick), 1/:23
 AF - Thiessen 1 run (Adams kick), 2/13:46
 AF - Thiessen 9 run (Jessop pass-Thiessen), 2/1:06
 FS - Greco 2 pass-Carr (Asparuhov kick), 3/10:34
 AF - Adams 24 FG, 3/5:34
 FS - Burch 8 pass-Carr (Pass failed), 3/1:55
 FS - Berrian 47 pass-Carr (Asparuhov kick), 4/9:58
 FS - Berrian 51 pass-Carr (Asparuhov kick), 4/6:26

Team Statistics

Category	AFA	Fresno St.
First Downs	28	18
Rush-Pass-Pen	14-10-4	3-13-2
Rushing Yards	267	59
Passing (C-A-I)	12-24-0	22-38-1
Passing Yards	204	391
Punts (#-Avg)	3-26.0	5-40.2
Fumbles-Lost	0-0	0-0

Individual Leaders (Leaders Only)

Rushing (Att-Yds): Ward (FS) 5-27, Thiessen (AFA) 18-99
 Passing (C-A-I-Yds): Carr (FS) 22-33-1-391, Thiessen (AFA) 12-24-0-201
 Receiving (#-Yds): Berrian (FS) 7-162, McKay (AFA) 4-56
 Attendance: 26,542; Weather: Clear, 56 degrees
 Game MVP Offense: Mike Thiessen
 Game MVP Special Teams: Dave Adams

2002 San Francisco

Dec. 31, San Francisco, CA

Team	1	2	3	4	Final
Air Force	10	0	0	3	13
Virginia Tech	7	3	7	3	20

Scoring

AF - Ward 15 run (Ashcroft kick), 1/12:00
 AF - Ashcroft 45 FG, 1/7:36
 VT - Suggs 16 run (Warley kick), 1/2:26
 VT - Warley 23 FG, 2/:33
 VT - Suggs 1 run (Warley kick), 3/4:55
 AF - Ashcroft 21 FG, 4/9:58
 VT - Warley 37 FG, 4/4:11

Team Statistics

Category	AFA	VT
First Downs	17	21
Rush-Pass-Pen	12-3-2	8-10-3
Rushing Yards	227	101
Passing (C-A-I)	4-19-2	18-23-0
Passing Yards	91	177
Punts (#-Avg)	3-30.7	3-40.0
Fumbles-Lost	1-0	2-1

Individual Leaders (Leaders Only)

Rushing (Att-Yds): Butler (AFA) 17-75, Suggs (VT) 19-70
 Passing (C-A-I-Yds): Harridge (AFA) 4-19-2-91, Randall (VT) 18-23-0-177
 Receiving (#-Yds): Park (AFA) 1-47-0, Wilford (VT) 5-50-0
 Attendance: 25,966; Weather: Clear, 50 degrees
 Game MVP Defense: Anthony Schlegel

2007 Armed Forces

Dec. 31, Fort Worth, TX

Team	1	2	3	4	Final
California	0	14	14	14	42
Air Force	7	14	6	9	36

Scoring

AF-Carney 1 run (Harrison kick), 1/8:27
 AF-Dekker 7 pass-Carney (Harrison kick), 2/14:10
 AF-Ollis 8 run (Harrison kick), 2/12:08
 C-Jackson 40 pass-Riley (Kay kick), 2/10:31
 C-Hawkins 5 pass-Riley (Kay kick), 2/4:09
 AF-Harrison 29 FG, 3/10:29
 C-Jordan 18 pass-Riley (Kay kick), 3/7:49
 AF-Harrison 19 FG, 3/2:50
 C-Forsett 1 run (Kay kick), 3/1:33
 C-Forsett 21 run (Kay kick), 4/10:59
 AF-Harrison 47 FG, 4/7:25
 C-Riley 1 run (Kay kick), 4/6:13
 AF-Hall 4 run (Hall rush NG), 4/2:23

Team Statistics

Category	Cal	AFA
First Downs	26	24
Rush-Pass-Pen	11-14-1	18-5-1
Rushing Yards	202	312
Passing (C-A-I)	21-27-0	9-20-0
Passing Yards	305	113
Punts (#-Avg)	1-43.0	3-41.7
Fumbles-Lost	2-2	0-0

Individual Leaders (Leaders Only)

Rushing (Att-Yds): Carney (AFA) 15-108-1, Ollis 16-101-1, Forsett (Cal) 23-140
 Passing (C-A-I-Yds): Carney (AFA) 5-8-0-68-1, Riley (Cal) 16-19-0-269-3
 Receiving (#-Yds): Dekker (AFA) 4-63-1, Jordan (Cal) 6-148-1
 Attendance: 40,905; Weather: Clear, 50 degrees
 AFA/Game MVP: Shaun Carney



Chance Harridge led the Falcons to the 2002 San Francisco Bowl vs. Virginia Tech.

ALL-TIME BOWL RECAPS

2008 Armed Forces

Dec. 31, Fort Worth, TX

Team	1	2	3	4	Final
Houston	17	0	7	10	34
Air Force	7	10	3	8	28

Scoring

UH-Beall 1 run (Mannisto kick), 1/13:27
 AF-Tew 2 run (Harrison kick), 1/11:28
 UH-Keenum 1 run (Mannisto kick), 1/8:10
 UH-Mannisto 22 FG, 1/0:04
 AF-Jefferson 5 run (Harrison kick), 2/9:52
 AF-Harrison 44 FG, 2/2:28
 UH-Keenum 4 run (Mannisto kick), 3/12:28
 AF-Harrison 37 FG, 3/3:51
 UH-Kohn 13 pass Keenum (Mannisto kick), 4/10:58
 AF-Tew 2 run (Jefferson run), 4/6:06
 UH-Mannisto 37 FG, 4/3:24

Team Statistics

Category	UH	AFA
First Downs	20	21
Rush-Pass-Pen	9-10-1	15-6-0
Rushing Yards	175	278
Passing (C-A-I)	22-33-1	8-18-0
Passing Yards	252	109
Punts (#-Avg)	4-44.2	3-43.7
Fumbles-Lost	2-2	2-2

Individual Leaders (Leaders Only)

Rushing (Att-Yds): Tew (AFA) 27-149-2, Beall (UH) 22-135-1
 Passing (C-A-I-Yds): Jefferson (AFA) 7-14-0-98-0, Keenum (UH) 22-33-1-252-1
 Receiving (#-Yds): Armstrong (AFA) 2-60-0, Carrier (UH) 5-49-0
 Attendance: 41,127; Weather: Windy, 47 degrees
 AFA/Game MVP: Jared Tew

2009 Armed Forces

Dec. 31, Fort Worth, TX

Team	1	2	3	4	Final
Houston	0	6	14	0	20
Air Force	14	10	10	13	47

Scoring

AF-Clark 36 run (Soderberg kick), 1/12:38
 AF-Tew 6 run (Soderberg kick), 1/8:52
 H-Hogan 33 FG, 2/14:51
 AF-Clark 22 run (Soderberg kick), 2/8:55
 H-Hogan 33 FG, 2/1:21
 AF-Soderberg 27 FG, 2/0:00
 H-Carrier 79 KOR (Hogan kick), 3/14:47
 AF-Warzeka 100 KOR (soderberg kick), 3/14:31
 H-Edwards 10 pass Keenum (Hogan kick), 3/12:46
 AF-Soderberg 27 FG, 3/7:27
 AF-Jefferson 1 run (Soderberg kick), 4/14:05
 AF-Tew 71 run (Soderberg kick fail), 4/3:32

Team Statistics

Category	UH	AFA
First Downs	18	27
Rush-Pass-Pen	6-11-1	18-8-1
Rushing Yards	109	402
Passing (C-A-I)	24-41-6	10-14-0
Passing Yards	222	161
Punts (#-Avg)	2-45.5	2-42.5
Fumbles-Lost	0-0	1-1

Individual Leaders (Leaders Only)

Rushing (Att-Yds): Tew (AFA) 26-173-2, Clark (AFA) 17-129-2, Sims (UH) 14-66-0
 Passing (C-A-I-Yds): Jefferson (AFA) 10-14-0-161-0, Keenum (UH) 24-41-6-222-1
 Receiving (#-Yds): Fogler (AFA) 4-89-0, Sims (UH) 6-57-0
 Attendance: 41,414; Weather: Windy, 25 degrees
 AFA/Game MVP: Asher Clark

2010 Independence

Dec. 27, Shreveport, LA

Team	1	2	3	4	Final
Air Force	3	3	0	8	14
Georgia Tech	7	0	0	0	7

Scoring

AF: Bell 42 FG, 1/6:32
 GT: Allen 5 run (Blair kick), 1/0:41
 AF: Bell 41 FG, 2/0:00
 AF: Tew 3 run (Warzeka 2 pt conversion run), 4/13:24

Team Statistics

	GT	AF
First Downs	18	17
Rush-Pass-Pen	16-2-0	9-7-1
Rushing Yards	279	170
Passing (C-A-I)	5-14-1	11-23-0
Passing Yards	41	117
Punts (#-Avg)	5-36.2	4-36.8
Fumbles	4-3	0-0

Individual Leaders (Leaders Only)

Rushing (Att-Yds): Tew (AFA) 18-59-1, Washington (GT) 28-131.
 Passing (Comp-Att-I-Yds): Jefferson (AFA) 11-23-0-117, Washington (GT) 5-13-1-41.
 Receiving (Att-Yds): Demerath 4-48, Halderman 4-36, McKayhan (GT) 1-16-0.
 Attendance: 39,362; Weather: Windy 48 degrees.
 AFA/Offense MVP: Jared Tew; AFA/Defense MVP: Rick Ricketts.

2011 Military

Dec. 28, Washington, DC

Team	1	2	3	4	Final
Toledo	21	7	7	7	42
Air Force	14	14	7	6	41

Scoring

T: Reedy 17 pass Owens (Casano kick), 1/6:38
 T: Thomas 41 run (Casano kick), 1/6:22
 AF: Jefferson 22 run (Herrington kick), 1/2:29
 T: Page 87 kickoff return (Casano kick), 1/2:17
 AF: DeWitt 3 run (Herrington kick), 1/1:36
 AF: Clark 1 run (Herrington kick), 2/9:43
 T: Reedy 49 pass Owens (Casano kick), 2/7:49
 AF: Warzeka 37 pass Jefferson (Herrington kick), 2/2:07
 T: Robinson 37 int. return (Casano kick), 3/8:56
 AF: DeWitt 2 run (Herrington kick), 3/5:59
 T: Reedy 33 pass Owens (Casano kick), 4/5:01
 AF: Kauth 33 pass Jefferson (run failed), 4/5:52

Team Statistics

	T	AF
First Downs	17	20
Rush-Pass-Pen	8-9-0	11-7-2
Rushing Yards	123	248
Passing (C-A-I)	21-27-1	13-22-1
Passing Yards	216	159
Punts (#-Avg)	5-41.0	5-28.8
Fumbles	2-1	4-1

Individual Leaders (Leaders Only)

Rushing (Att-Yds): Warzeka (AFA) 6-95-0, Thomas (T) 22-108-1.
 Passing (Comp-Att-I-Yds): Jefferson (AFA) 13-22-1-159, Owens (T) 19-24-0-210.
 Receiving (Att-Yds): Kauth 4-77-1, Page (T) 13-59-0.
 Attendance: 25,042; Weather: 43 degrees.



Tim Jefferson became the first quarterback in school history to start four bowl games.

ALL-TIME BOWL RECAPS

2012 Armed Forces

Dec. 29, Fort Worth, TX

Team	1	2	3	4	Final
Rice	7	0	7	19	33
Air Force	0	14	0	0	14

Scoring

R: Taylor 16 pass McHargue (Boswell kick), 1/4:05
 AF: Pearson 9 run (Herrington kick), 2/6:14
 AF: Cobb 1 run (Herrington kick), 2/2:36
 R: Taylor 22 pass Jackson (Boswell kick), 3/9:30
 R: Ross 2 run (Boswell kick), 4/14:25
 R: Boswell 24 FG, 4/11:18
 R: Boswell 25 FG, 4/4:31
 R: Taylor 34 pass Jackson (Kick blocked), 4/2:22

Team Statistics	Rice	AF
First Downs	24	12
Rush-Pass-Pen	9-13-2	10-2-0
Rushing Yards	208	166
Passing (C-A-I)	21-29-0	3-12-1
Passing Yards	295	48
Punts (#-Avg)	2-36.5	7-33.1
Fumbles	5-3	2-2

Individual Leaders (Leaders Only)

Rushing (Att-Yds): MacArthur (AFA) 9-48-0, Peterson (R) 9-81-0.
 Passing (Comp-Att-I-Yds): Pearson (AFA) 2-8-1-44-0. Jackson (R) 15-21-0-264-2.
 Receiving (Att-Yds): Strickland (AFA) 1-29-0. Taylor(R) 9-153-3. Attendance: 40,754

2014 Famous Idaho Potato

Dec. 20, Boise, ID

Team	1	2	3	4	Final
Western Mich.	3	7	0	14	24
Air Force	6	14	3	15	38

Scoring

WM: Haldeman 25 FG, 1/12:45
 AF: Davern 1 run (Conant run failed), 1/5:24
 WM: Davis 47 pass Terrell (Haldeman kick), 2/11:26
 AF: Davern 55 run (Conant kick), 2/10:12
 AF Rushing 1 run (Conant kick), 2/2:32
 AF: Conant 31 FG, 3/6:32
 WM: Davis 35 pass Terrell (Haldeman kick), 4/13:26
 AF: Walker 60 fumble rtn (Robinette pass Pearson), 4/9:52
 AF: Johnson 9 run (Conant kick), 4/5:20
 WM: Davis 51 pass Terrett (Haldeman kick), 4/3:16

Team Statistics	WM	AF
First Downs	17	20
Rush-Pass-Pen	4-12-1	15-3-2
Rushing Yards	79	284
Passing (C-A-I)	19-38-0	5-10-0
Passing Yards	297	77
Punts (#-Avg)	7-41.1	5-41.8
Fumbles	3-1	1-1

Individual Leaders (Leaders Only)

Rushing (Att-Yds): Davern (AFA) 12-101-2, Terrell 11-61-0 (WM) 9-81-0.
 Passing (Comp-Att-I-Yds): Pearson (AFA) 5-9-0-77-0. Terrell (WM) 19-38-0-297-3.
 Receiving (Att-Yds): Robinette (AFA) 2-43-0. Davis (WM) 8-176-3. Attendance: 18,233.
 AFA Game MVP: Shane Davern

2015 Armed Forces

Dec. 29, Fort Worth, TX

Team	1	2	3	4	Final
California	14	21	17	3	55
Air Force	7	14	8	7	36

Scoring

AF: Owens 1 run (Strebel kick), 1/8:33
 C: Enwere 1 run (Anderson kick), 1/5:46
 C: Treggs 30 pass Goff (Anderson kick), 1/1:02
 AF: Williams 16 run (Strebel kick), 2/12:39
 C: Powe 5 pass Goff (Anderson kick), 2/7:37
 C: Lawler 24 pass Goff (Anderson kick), 2/7:16
 AF: Roberts 1 run (Strebel kick), 2/3:04
 C: Lawler 14 pass Goff (Anderson kick), 2/2:00
 C: Powe 12 pass Goff (Anderson kick), 3/11:04
 C: Anderson 29 FG, 3/2:44
 AF: McVey 57 pass Roberts (Owens run), 3/1:30
 C: Lawler 25 pass Goff (Anderson kick), 3/1:17
 AF: Robinette 15 pass Roberts (Strebel kick), 4/9:14
 C: Anderson 30 FG, 4/1:13

Team Statistics	Cal	AF
First Downs	27	23
Rush-Pass-Pen	9-16-2	14-7-2
Rushing Yards	119	285
Passing (C-A-I)	25-37-0	7-15-1
Passing Yards	467	149
Punts (#-Avg)	2-36.5	4-36.0
Fumbles	1-1	3-2

Individual Leaders (Leaders Only)

Rushing (Att-Yds): Owens (AFA) 19-83-1, Watson 13-70-0 (Cal)
 Passing (Comp-Att-I-Yds): Roberts (AFA) 7-14-1-149-2. Goff (Cal) 25-37-0-467-6.
 Receiving (Att-Yds): Robinette (AFA) 5-69-1. Lawler 5-75-3 (Cal). Attendance: 38,915.
 AFA Game MVP: Karson Roberts



ALL-TIME BOWL RECAPS

2016 Arizona Dec. 30, Tucson, AZ

Team	1	2	3	4	Final
South Alabama	14	7	0	0	21
Air Force	3	18	17	7	45

Scoring

SA-Magee 75 pass-Davis (Patterson kick), 1/14:49
 AF-Strebel 25 FG, 1/9:05
 SA-Ayoola 2 run (Patterson kick), 1/6:08
 SA-Davis 4 run (Patterson kick), 2/10:41
 AF-Strebel 22 FG, 2/6:34
 AF-Cleveland 14 run (Strebel kick), 2/1:49
 AF-Owens 1 run (Robinette-Worthman), 2/:25
 AF-Robinette 75 pass-Worthman (Strebel kick), 3/14:42
 AF-Williams 6 run (Strebel kick), 3/6:35
 AF-Strebel 37 FG, 3/2:03
 AF-Owens 22 run (Strebel kick), 4/9:22

Team Statistics	USA	AF
First Downs	13	24
Rush-Pass-Pen	6-7-0	14-6-4
Rushing Yards	245	253
Passing (C-A-I)	10-26-1	7-10-0
Passing Yards	245	207
Punts (#-Avg)	5-37.0	2-36.5
Fumbles	2-2	1-0

Individual Leaders (Leaders Only)

Rushing (Att-Yds): Owens (AFA) 17-74-2, Johnson 4-44-0 (USA)
 Passing (Comp-Att-I-Yds): Worthman (AFA) 7-10-0-207-1. Davis (USA) 10-24-1-245-1.
 Receiving (Att-Yds): Robinette (AFA) 2-124-1. Magee 5-154-1 (USA). Attendance: 33,868.
 Game Offensive MVP: Arion Worthman; Game Defensive MVP: Weston Steelhammer.

2019 CHEEZ-IT Dec. 27, Phoenix, AZ

Team	1	2	3	4	Final
Washington St.	0	14	0	7	21
Air Force	0	17	7	7	31

Scoring

AF-Hammond 1 run (Koehnke kick), 2/14:52
 WS-Patmon 2 pass-Gordon (Mazza kick), 2/10:43
 AF-Koehnke 28 FG, 2/3:39
 AF-Birdow 3 run (Koehnke kick), 2/1:19
 WS-Borghi 5 pass-Gordon (Mazza kick), 2/:24
 AF-Hammond 7 run (Koehnke kick), 3/8:19
 WS-Arconado 13 pass-Gordon (Mazza kick), 4/9:59
 AF-Remsberg 3 run (Koehnke kick), 4/3:50

Team Statistics	WSU	AF
First Downs	15	28
Rush-Pass-Pen	1-14	27-0-1
Rushing Yards	27	381
Passing (C-A-I)	28-42-0	4-12-1
Passing Yards	351	30
Punts (#-Avg)	1-46.0	2-38.0
Fumbles	1-1	2-0

Individual Leaders (Leaders Only)

Rushing (Att-Yds): Remsberg (AFA) 26-178-1, Borghi 6-27-0 (WSU)
 Passing (Comp-Att-I-Yds): Hammond (AFA) 4-12-1-30-0. Gordon (WSU) 28-42-0-351-3.
 Receiving (Att-Yds): Waters (AFA) 2-12-0. Arconado (WSU) 11-167-1. Attendance: 33,868.
 Game Offensive MVP: Kadin Remsberg;
 Game Defensive MVP: Grant Donaldson.

2022 ARMED FORCES Dec. 22, Fort Worth, TX

Team	1	2	3	4	Final
Baylor	0	7	0	8	15
Air Force	9	0	14	7	30

Scoring

AF-Roberts 2 run (Dapore kick), 1/5:20
 AF-Dapore 37 FG, 1/1:13
 B-Presley 8 pass-Shapen (Mayers kick), 2/:05
 AF-Daniels 2 run (Dapore kick), 3/12:28
 AF-Rillos 15 pass-Daniels (Dapore kick), 3/2:29
 AF-Roberts 1 run (Dapore kick), 4/12:40
 B-Homes 14 pass-Shapen (Shapen run), 4/3:34

Team Statistics	Baylor	AF
First Downs	11	20
Rush-Pass-Pen	3-7-1	16-4-0
Rushing Yards	42	276
Passing (C-A-I)	11-23-0	4-7-0
Passing Yards	188	103
Punts (#-Avg)	4-36.2	2-20.5
Fumbles	0-0	0-0

Individual Leaders (Leaders Only)

Rushing (Att-Yds): Roberts (AFA) 37-116-2, Williams (BU) 7-25-0
 Passing (Comp-Att-I-Yds): Daniels (AFA) 4-7-0-103-1. Shapen (BU) 11-23-0-188-2.
 Receiving (Att-Yds): Cormier (AFA) 2-20-0. Homes (BU) 4-47-1
 Attendance: 43,875
 Game MVP: Haaziq Daniels, QB, Air Force

2021 FIRST RESPONDER Dec. 28, Dallas, TX

Team	1	2	3	4	Final
Louisville	0	14	7	7	28
Air Force	7	21	0	3	31

Scoring

AF-Daniels 5 run (Dapore kick), 1/2:01
 AF-Lewis 61 pass-Daniels (Dapore kick), 2/14:14
 L-Cooley 1 run (Travelstead kick), 2/9:16
 AF-Lewis 64 pass-Daniels (Dapore kick), 2/5:42
 L-Jordan 100 KOR (Travelstead kick), 2/5:30
 AF-Daniels 1 run (Dapore kick), 2/:54
 L-Harrell 34 pass-Cunningham (Travelstead kick), 3/5:28
 AF-Dapore 26 FG, 4/5:28
 L-Cunningham 22 run (Travelstead kick), 4/2:57

Team Statistics	Lou	AF
First Downs	21	21
Rush-Pass-Pen	12-9-0	11-9-1
Rushing Yards	192	170
Passing (C-A-I)	13-22-0	9-10-0
Passing Yards	207	252
Punts (#-Avg)	2-46.5	3-42.0
Fumbles	3-0	1-0

Individual Leaders (Leaders Only)

Rushing (Att-Yds): Roberts (AFA) 20-77-0, Cooley (UL) 18-92-1
 Passing (Comp-Att-I-Yds): Daniels (AFA) 9-10-0-252-2. Cunningham (UL) 13-21-0-207-1.
 Receiving (Att-Yds): Lewis (AFA) 5-172-2. Harrell (UL) 4-80-1
 Attendance: 15,251
 Game MVP: Haaziq Daniels, QB, Air Force

2023 ARMED FORCES Dec. 23, Fort Worth, TX

Team	1	2	3	4	Final
James Madison	7	0	7	7	21
Air Force	7	14	7	3	31

Scoring

AF-Michel 1 run (Dapore kick), 1/8:11
 JM-Sproles 18 pass-McCloud (Wide kick), 1/5:00
 AF-Michel 1 run (Dapore kick), 2/7:51
 AF-Roznos 42 pass-Larrier (Dapore kick), 2/:27
 JM-Black 5 pass-McCloud (Wide kick), 3/9:11
 AF-Larrier 1 run (Dapore kick), 3/4:07
 AF-Dapore 26 FG, 4/8:20
 JM-Sproles 7 pass-McCloud (Wide kick), 4/3:10

Team Statistics	JMU	AF
First Downs	16	18
Rush-Pass-Pen	3-13-0	17-1-0
Rushing Yards	26	351
Passing (C-A-I)	20-33-1	3-5-0
Passing Yards	257	45
Punts (#-Avg)	5-39.8	3-47.3
Fumbles	1-0	0-0

Individual Leaders (Leaders Only)

Rushing (Att-Yds): Michel (AFA) 35-203-2, Black (JMU) 11-43-0
 Passing (Comp-Att-I-Yds): Larrier (AFA) 4-5-0-42-1. McCloud (JMU) 20-33-1-257-3
 Receiving (Att-Yds): Roznos (AFA) 1-42-1, Sarratt (JMU) 8-115-0
 Attendance: 30,828
 Game MVP: Emmanuel Michel, FB, Air Force



ALL-TIME BOWL RECORDS

Most Points

Game

47..... 2009 Armed Forces vs. Houston
45..... 2016 Arizona vs. South Alabama
45..... 1998 O'ahu vs. Washington
41..... 2011 Military vs. Toledo
41..... 1995 Copper vs. Texas Tech
38..... 2014 Idaho Potato vs. Western Michigan
36..... 2015 Armed Forces vs. California
36..... 2008 Armed Forces vs. Houston
36..... 1982 Hall of Fame vs. Vanderbilt

Quarter

21..... 2021 First Responder (Second) vs. Louisville
19..... 2000 Silicon Valley (First) vs. Fresno State
19..... 1982 Hall of Fame (Fourth) vs. Vanderbilt
18..... 2016 Arizona (Second) vs. South Alabama
17..... 2016 Arizona (Third) vs. South Alabama
17..... 2019 Cheez-It (Second) vs. Washington State

First Half

34..... 2000 Silicon Valley vs. Fresno State
28..... 2021 First Responder vs. Louisville
28..... 2011 Military vs. Toledo
24..... 2009 Armed Forces vs. Houston
21..... Done 5 times, Most Recent:
2023 Armed Forces vs. James Madison

Second Half

28..... 1995 Copper vs. Texas Tech
24..... 2016 Arizona vs. South Alabama
23..... 2009 Armed Forces vs. Houston
23..... 1998 O'ahu vs. Washington
22..... 1982 Hall of Fame vs. Vanderbilt

Fewest Points

Game

0..... 1959 Cotton vs. TCU
0..... 1963 Gator vs. North Carolina
0..... 1992 Liberty vs. Mississippi
9..... 1983 Independence vs. Mississippi
13..... 1997 Las Vegas vs. Oregon
13..... 2002 San Francisco vs. Virginia Tech
13..... 1971 Sugar vs. Tennessee

Quarter

0..... 26 times, Most recent:
2022 Armed Forces (second), 2022

First Half

0..... 1959 Cotton vs. TCU
0..... 1963 Gator vs. North Carolina
0..... 1992 Liberty vs. Mississippi
0..... 1997 Las Vegas vs. Oregon
6..... 1990 Liberty vs. Ohio State
6..... 2010 Independence vs. Georgia Tech
6..... 1983 Independence vs. Mississippi

Second Half

0..... 1959 Cotton vs. TCU
0..... 1963 Gator vs. North Carolina
0..... 1992 Liberty vs. Mississippi
3..... 2021 First Responder vs. Louisville
3..... 1983 Independence vs. Mississippi
3..... 2000 Silicon Valley vs. Fresno State
3..... 2002 San Francisco vs. Virginia Tech

Most Opponent Points

Game

55..... 2015 Armed Forces vs. California
55..... 1995 Copper vs. Texas Tech
42..... 2007 Armed Forces vs. California
42..... 1989 Liberty Bowl vs. Mississippi
42..... 2011 Military vs. Toledo

Quarter

24..... 1971 Sugar (First) vs. Tennessee
24..... 1987 Freedom (Second) vs. Arizona State
21..... 2015 Armed Forces (Second) vs. California
21..... 1995 Copper (First) vs. Texas Tech
17..... 1995 Copper (Fourth) vs. Texas Tech

First Half

35..... 2015 Armed Forces vs. California
31..... 1995 Copper vs. Texas Tech
28..... 1989 Liberty vs. Mississippi
28..... 2011 Military vs. Toledo
26..... 1997 Las Vegas vs. Oregon

Second Half

28..... 2007 Armed Forces vs. California
27..... 2000 Silicon Valley vs. Fresno State
24..... 1995 Copper vs. Texas Tech
20..... 2015 Armed Forces vs. California
17..... 2008 Armed Forces vs. Houston

Fewest Opponent Points

Game

0..... 1959 Cotton vs. TCU
3..... 1983 Independence vs. Mississippi
7..... 1984 Independence vs. Virginia Tech
7..... 2010 Independence vs. Georgia Tech
11..... 1990 Liberty vs. Ohio State
13..... 1992 Liberty vs. Mississippi

Quarter

0..... 30 times, Most recent:
2023 Armed Forces (second), James Madison

First Half

0..... 1959 Cotton vs. TCU
3..... 1983 Independence vs. Mississippi
5..... 1990 Liberty vs. Ohio State
7..... 2023 Armed Forces vs. James Madison
7..... 2010 Independence vs. Georgia Tech
7..... 1984 Independence vs. Virginia Tech
7..... 1985 Bluebonnet vs. Texas
7..... 1991 Liberty vs. Mississippi State
7..... 2000 Silicon Valley vs. Fresno State
7..... 2022 Armed Forces vs. Baylor

Second Half

0..... 2016 Arizona vs. South Alabama
0..... 1959 Cotton vs. TCU
0..... 1983 Independence vs. Mississippi
0..... 1984 Independence vs. Virginia Tech
0..... 2010 Independence vs. Georgia Tech

ALL-TIME BOWL RECORDS

Rushing

Yards

1. 449..... 1995 Copper vs. Texas Tech
2. 402..... 2009 Armed Forces vs. Houston
3. 381..... 2019 Cheez It vs. Washington State
4. 351..... 2023 Armed Forces vs. James Madison
5. 318..... 1991 Liberty vs. Mississippi State

Opponent

1. 374..... Texas Tech, 1995 Copper
2. 279..... Georgia Tech, 2010 Independence
3. 278..... Houston, 2008 Armed Forces
4. 251..... North Carolina, 1963 Gator
5. 245..... South Alabama, 2016 Arizona

Fewest Yards

1. -12 1971 Sugar vs. Tennessee
2. 95..... 1963 Gator vs. North Carolina
3. 104..... 1992 Liberty vs. Mississippi
4. 140..... 1959 Cotton vs. TCU
5. 166..... 2012 Armed Forces vs. Rice

Opponent

1. 26..... James Madison, 2023 Armed Forces
2. 27..... Washington State, 2019 Cheez It
3. 35..... Vanderbilt, 1982 Hall of Fame
4. 42..... Baylor 2022 Armed Forces
5. 59..... Fresno State, 2000 Silicon Valley

Passing

Completions

1. 23..... 1971 Sugar vs. Tennessee
2. 14..... 1989 Liberty vs. Mississippi
- 14..... 1963 Gator vs. North Carolina
4. 13..... 2011 Military vs. Toldeo
5. 12..... 2000 Silicon Valley vs. Fresno State
- 12..... 1998 O'ahu vs. Washington
- 12..... 1959 Cotton vs. TCU

Opponent

1. 38..... Vanderbilt, 1982 Hall of Fame
2. 28..... Washington State, 2019 Cheez It
- 28..... Washington, 1998 O'ahu
4. 25..... California, 2015 Armed Forces
5. 24..... Houston, 2009 Armed Forces
- 24..... Tennessee, 1971 Sugar

Fewest Completions

1. 1..... 1991 Liberty vs. Mississippi State
- 1..... 1990 Liberty vs. Mississippi
- 1..... 1985 Bluebonnet vs. Texas
4. 3..... 2023 Armed Forces vs. James Madison
- 3..... 2012 Armed Forces vs. Rice

Opponent

1. 3..... TCU, 1959 Cotton
2. 9..... Texas, 1985 Bluebonnet
- 9..... Mississippi, 1992 Liberty
4. 11..... Mississippi, 1983 Independence
5. 12..... Ohio State, 1990 Liberty

Attempts

1. 46..... 1971 Sugar vs. Tennessee
2. 36..... 1963 Gator vs. North Carolina
3. 24..... 2000 Silicon Valley vs. Fresno State
- 24..... 1989 Liberty vs. Mississippi
5. 23..... 2010 Independence vs. Georgia Tech
- 23..... 1959 Cotton vs. TCU

Opponent

1. 51..... Vanderbilt, 1982 Hall of Fame
2. 46..... Tennessee, 1971 Sugar
3. 42..... Washington State, 2019 Cheez It
4. 41..... Houston, 2009 Armed Forces
- 41..... Texas Tech, 1995 Copper

Fewest Attempts

1. 2..... 1991 Liberty vs. Mississippi State
2. 3..... 1990 Liberty vs. Ohio State
3. 5..... 2023 Armed Forces vs. James Madison
- 5..... 1985 Bluebonnet vs. Texas
5. 7..... 2022 Armed Forces vs. Baylor
- 7..... 1984 Independence vs. Virginia Tech
- 7..... 1983 Independence vs. Mississippi

Opponent Fewest

1. 11..... TCU, 1959 Cotton
2. 14..... Georgia Tech, 2010 Independence
3. 18..... Texas, 1985 Bluebonnet
4. 19..... Mississippi, 1992 Liberty
5. 22..... Louisville, 2021 First Responder

Interceptions

1. 5..... 1963 Gator vs. North Carolina
2. 4..... 1971 Sugar vs. Tennessee
3. 2..... 1992 Liberty vs. Mississippi
- 2..... 1989 Liberty vs. Mississippi
- 2..... 1987 Freedom vs. Arizona State

Opponent

1. 6..... Houston, 2009 Armed Forces
2. 3..... Washington, 1998 O'ahu
- 3..... Ohio State, 1990 Liberty
- 3..... Vanderbilt, 1982 Hall of Fame
5. 2..... 5 times, Most Recent:
Texas, 1985 Bluebonnet

Passing Yards

1. 252..... 2021 First Responder vs. Louisville
2. 239..... 1971 Sugar vs. Tennessee
3. 233..... 1989 Liberty vs. Mississippi
4. 207..... 2016 Arizona Bowl vs. South Alabama
5. 165..... 1963 Gator vs. North Carolina

Opponent

1. 467..... California, 2015 Armed Forces
2. 452..... Vanderbilt, 1982 Hall of Fame
3. 391..... Fresno State, 2000 Silicon Valley
4. 351..... Washington State, 2019 Cheez It
5. 317..... Oregon, 1997 Las Vegas

Fewest Passing Yards

1. 5..... 1985 Bluebonnet vs. Texas
2. 10..... 1991 Liberty vs. Mississippi State
3. 11..... 1990 Liberty vs. Ohio State
4. 30..... 2019 Cheez It vs. Washington State
5. 41..... 2010 Independence vs. Georgia Tech

Opponent Fewest

1. 37..... TCU, 1959 Cotton
2. 88..... Texas, 1985 Bluebonnet
3. 102..... Virginia Tech, 1984
4. 119..... North Carolina, 1963 Gator
5. 121..... Mississippi State, 1991 Liberty

ALL-TIME BOWL RECORDS

Miscellaneous

First Downs

1. 28..... 2019 Cheez It vs. Washington State
28..... 2000 Silicon Valley vs. Fresno State
3. 27..... 2009 Armed Forces vs. Houston
4. 26..... 1998 O'ahu vs. Washington
5. 25..... 1995 Copper vs. Texas Tech
25..... 1989 Liberty vs. Mississippi

Fewest First Downs

1. 11..... 1997 Las Vegas vs. Oregon
2. 12..... 2012 Armed Forces vs. Rice
3. 13..... 1959 Cotton vs. TCU
4. 14..... 1963 Gator vs. North Carolina
5. 15..... 1984 Independence vs. Virginia Tech
15..... 1971 Sugar vs. Tennessee

Opponent First Downs

1. 30..... Mississippi, 1989 Liberty
2. 28..... Texas Tech, 1995 Copper
3. 27..... California, 2015 Armed Forces
4. 26..... California, 2007 Armed Forces
26..... Vanderbilt, 1982 Hall of Fame

Fewest Opponent First Downs

1. 9..... TCU, 1959 Cotton
2. 11..... Mississippi, 1983 Independence
3. 13..... South Alabama, 2016 Arizona
13..... Mississippi, 1992 Liberty
5. 14..... Texas, 1985 Bluebonnet
14..... Ohio State, 1990 Liberty

Punts

1. 11..... 1985 Bluebonnet vs. Texas
2. 10..... 1997 Las Vegas vs. Oregon
3. 8..... 1971 Sugar vs. Tennessee
4. 7..... 2012 Armed Forces vs. Rice
7..... 1987 Freedom vs. Arizona State
7..... 1959 Cotton vs. TCU

Opponent

1. 9..... TCU, 1959 Cotton
2. 7..... Western Michigan, 2014 Potato
3. 6..... Oregon, 1997 Las Vegas
6..... Texas, 1985 Bluebonnet
6..... North Carolina, 1963 Gator

Punting Average

1. 49.2.... 1985 Bluebonnet vs. Texas
2. 47.3.... 2023 Armed Forces vs. James Madison
3. 43.3.... 1991 Liberty vs. Mississippi State
4. 43.0.... 1989 Liberty vs. Mississippi
5. 42.5.... 1984 Independence vs. Virginia Tech

Opponent

1. 44.5.... Arizona State, 1987 Freedom
44.5.... Texas, 1985 Bluebonnet
3. 44.2.... Houston, 2008 Armed Forces
4. 43.6.... Mississippi, 1983 Independence
5. 41.1.... Western Michigan, 2014 Potato

Fumbles

1. 7..... 1971 Sugar vs. Tennessee
2. 5..... 1959 Cotton vs. TCU
3. 4..... 2011 Military vs. Toledo
4. 3..... Six times, Most Recent:
1995 Copper vs. Texas Tech

Opponent

1. 8..... TCU, 1959 Cotton
2. 7..... Tennessee, 1971 Sugar
3. 5..... Rice, 2012 Armed Forces
4. 4..... Georgia Tech, 2010 Independence
5. 3..... Louisville, 2021 First Responder
3..... Western Michigan, 2014 Potato
3..... Mississippi State, 1991 Liberty

Fumbles Lost

1. 4..... 1971 Sugar vs. Tennessee
2. 3..... 1983 Independence vs. Mississippi
3..... 1959 Cotton vs. TCU
4. 2..... five times, Most Recent
2008 Armed Forces vs. Houston

Opponent Fumbles Lost

1. 3..... Georgia Tech, 2010 Independence
3..... Tennessee, 1971 Sugar
3..... TCU, 1959 Cotton
4. 2..... Seven times, Most Recent:
Oregon, 1997 Las Vegas

Attendance

1. 78,685..... 1971 Sugar vs. Tennessee
2. 75,504..... 1959 Cotton vs. TCU
3. 75,114..... 1982 Hall of Fame vs. Vanderbilt
4. 61,497..... 1991 Liberty vs. Mississippi State
5. 60,128..... 1989 Liberty vs. Mississippi



ALL-TIME BOWL RECORDS

Rushing

Attempts

- 37..... Brad Roberts vs. Baylor, 2022 Armed Forces
- 35..... Emmanuel Michel vs. James Madison, 2023 Armed Forces
- 32..... John Kershner vs. Vanderbilt, 1982 Hall of Fame
- 29..... Bart Weiss vs. Virginia Tech, 1984 Independence
- 27..... Jared Tew vs. Houston, 2008 Armed Forces

Rushing Yards

All 100 yard games listed

- 203..... Emmanuel Michel vs. James Madison, 2023 Armed Forces
- 178..... Kadin Remsberg vs. Washington St., 2019 Cheez-It
- 173..... Jared Tew vs. Houston, 2009 Armed Forces
- 149..... Jared Tew vs. Houston, 2008 Armed Forces
- 148..... Danta Johnson vs. Texas Tech, 1995 Copper
- 132..... John Kershner vs. Vanderbilt, 1982 Hall of Fame
- 129..... Asher Clark vs. Houston, 2009 Armed Forces
- 129..... Pat Evans vs. Texas, 1985 Bluebonnet
- 129..... Beau Morgan vs. Texas Tech, 1995 Copper
- 116..... Brad Roberts vs. Baylor, 2022 Armed Forces
- 114..... Rob Perez vs. Mississippi State, 1991 Liberty
- 108 Shaun Carney vs. California, 2007 Armed Forces
- 101..... Jim Ollis vs. California, 2007 Armed Forces
- 101..... Shayne Davern vs. W. Michigan, 2014 Idaho Potato

Touchdowns

- 2..... Done 16 times, Most Recent:
Emmanuel Michel vs. James Madison, 2023 Armed Forces

Long Run

- 71..... Jared Tew vs. Houston, 2009 Armed Forces
- 71..... Danta Johnson vs. Texas Tech, 1995 Copper
- 61..... Dee Dowis vs. Mississippi, 1989 Liberty
- 60..... Jonathan Warzeka vs. Toledo, 2011 Military
- 55..... Shayne Davern, 2014 Idaho Potato vs. Western Michigan

Receiving

Catches

- 10..... Paul Bassa vs. Tennessee, 1971 Sugar
- 7..... Steve Senn vs. Mississippi, 1989 Liberty
- 6..... Marcus Greenwood vs. Vanderbilt, 1982 HOF
- 5..... Brandon Lewis vs. Louisville, 2021 First Responder
- 5..... Trent Van Hulzen vs. Mississippi, 1989 Liberty
- 5..... Jalen Robinette vs. California, 2015 Armed Forces

Receiving Yards

All 100-yard games listed

- 172..... Brandon Lewis vs. Louisville, 2021 First Responder
- 150..... Steve Senn vs. Mississippi, 1989 Liberty
- 124..... Jalen Robinette vs. South Alabama, 2016 Arizona
- 114..... Paul Bassa vs. Tennessee, 1971 Sugar
- 109..... Matt Farmer vs. Washington, 1989 O'ahu

Touchdowns

- 2..... Brandon Lewis vs. Louisville, 2021 First Responder
- 2..... Scotty McKay vs. Fresno State, 2000 Silicon Valley
- 2..... Steve Senn vs. Mississippi, 1989 Liberty
- 2..... Steve Senn vs. Arizona State, 1987 Freedom
- 1..... Multiple times, Most Recent:
Jalen Robinette vs. South Alabama, 2016 Arizona

Long Receptions

- 79..... Matt Farmer vs. Washington, 1998 O'ahu
- 75..... Jalen Robinette vs. Western Michigan, 2014 Idaho Potato
- 64..... Brandon Lewis vs. Louisville, 2021 First Responder
- 61..... Brandon Lewis vs. Louisville, 2021 First Responder
- 57..... Timothy McVey vs. California, 2015 Armed Forces

Passing

Attempts

- 46..... Bob Parker vs. Tennessee, 1971 Sugar
- 24..... Mike Thiessen vs. Fresno State, 2000 Silicon Valley
- 23..... Tim Jefferson vs. Georgia Tech, 2010 Independence
- 23..... Terry Isaacson vs. North Carolina, 1963 Gator
- 22..... Tim Jefferson vs. Toledo, 2011 Military

Completions

- 23..... Bob Parker vs. Tennessee, 1971 Sugar
- 13..... Tim Jefferson vs. Toledo, 2011 Military
- 12..... Blane Morgan vs. Washington, 1998 O'ahu
- 12..... Mike Thiessen vs. Fresno State, 2000 Silicon Valley
- 11..... Tim Jefferson vs. Georgia Tech, 2010 Independence

Passing Yards

- 267..... Blane Morgan vs. Washington, 1998 O'ahu
- 252..... Haaziq Daniels vs. Louisville, 2021 First Responder
- 239..... Bob Parker vs. Tennessee, 1971 Sugar
- 207..... Arion Worthman vs. South Alabama, 2016 Arizona
- 204..... Mike Thiessen vs. Fresno State, 2000 Silicon Valley

Touchdown Passes

- 2..... Done six times, most recent:
Haaziq Daniels vs. Louisville, 2021 First Responder

Long Pass

- 79..... Blane Morgan vs. Washington, 1998 O'ahu
- 75..... Arion Worthman vs. South Alabama, 2016 Arizona
- 68..... Haaziq Daniels vs. Baylor, 2022 Armed Forces
- 64..... Haaziq Daniels vs. Louisville, 2021 First Responder
- 61..... Haaziq Daniels vs. Louisville, 2021 First Responder

Punting

Attempts

- 11..... Mark Simon vs. Texas, 1985 Bluebonnet
- 9..... Jason Kirkland vs. Oregon, 1997 Las Vegas
- 8..... James Hamm vs. Tennessee, 1971 Sugar
- 7..... Chris MacInnis vs. Mississippi, 1992 Liberty
- 7..... Chris Blasy vs. Arizona State, 1987 Freedom

Punting Average

- 49.2.... Mark Simon vs. Texas, 1985 Bluebonnet
- 47.3.... Luke Freer vs. James Madison, 2023 Armed Forces
- 43.7.... Ryan Harrison vs. Houston, 2008 Armed Forces
- 43.3.... Jason Christ vs. Mississippi, 1992 Liberty
- 43.3.... Eric Olson vs. Ohio State, 1990 Liberty

Long Punt

- 63..... Mark Simon vs. Virginia Tech, 1984 Independence
- 62..... Mark Simon vs. Texas, 1985 Bluebonnet
- 56..... Jason Christ vs. Mississippi State, 1991 Liberty
- 53..... Luke Freer vs. James Madison, 2023 Armed Forces
- 52..... Jason Kirkland vs. Oregon, 1997 Las Vegas
- 52..... Jason Kirkland vs. Washington, 1998 O'ahu
- 52..... Steve Brosy vs. South Alabama, 2016 Arizona

ALL-TIME BOWL RECORDS

Field Goals

Made

1. 3..... Luke Strebel vs. South Alabama, 2016 Arizona
- 3..... Ryan Harrison vs. California, 2007 Armed Forces
- 3..... Dave Adams vs. Fresno State, 2000 Silicon Valley
- 3..... Jeff Kubiak vs. Mississippi, 1983 Independence
5. 2..... Done four times, most recent:
Zach Bell vs. Georgia Tech, 2010 Independence*

Attempts

1. 4..... David Adams vs. Fresno State, 2000 Silicon Valley
- 4..... Ryan Harrison vs. Houston, 2008 Armed Forces
3. 3..... Done six times, Most Recent:
Luke Strebel vs. South Alabama, 2016 Arizona

Long Field Goal

1. 47..... Ryan Harrison vs. California, 2007 Armed Forces
2. 46..... David Adams vs. Fresno State, 2000 Silicon Valley
- 46..... Joe Wood vs. Mississippi State, 1991 Liberty
4. 45..... Joey Ashcroft vs. Virginia Tech, 2002 San Francisco
5. 44..... Ryan Harrison vs. Houston, 2008 Armed Forces
- 44..... Jeff Kubiak vs. Mississippi, 1983 Independence

Defense

Tackles

1. 16..... Chris Thomas vs. Houston, 2008 Armed Forces
2. 14..... Eldrick Hill vs. Ohio State, 1990 Liberty
- 14..... Terry Maki vs. Texas, 1985 Bluebonnet
- 14..... Philip Bauman vs. Tennessee, 1971 Sugar
6. 13..... William Mayfield vs. Tennessee, 1971 Sugar
- 13..... Mike Chandler vs. Texas, 1985 Bluebonnet
7. 12..... Chad Hennings vs. Arizona State, 1987 Freedom
- 12..... Chris Thomas vs. Houston, 2009 Armed Forces
9. 11..... Brady Amack vs. Toledo, 2011 Military
- 11..... J.T. Tokish vs. Ohio State, 1990 Liberty
- 11..... Randle Gladney vs. Mississippi, 1989 Liberty
- 11..... Pat McNellis vs. Mississippi, 1989 Liberty
- 11..... Scott Thomas vs. Virginia Tech, 1984 Independence
- 11..... Brody Hicks vs. California, 2015 Armed Forces

Tackles for Loss

1. 4.5..... Bo Richter vs. James Madison, 2023 Armed Forces
2. 4.0..... Corey Nelson vs. Fresno State, 2000 Silicon Valley
3. 3.0..... Jordan Pierce vs. Western Michigan, 2014 Idaho Potato
- 3.0..... Chad Hennings vs. Arizona State, 1987 Freedom
5. 2.5..... Jordan Jackson vs. Louisville, 2021 First Responder

Sacks

1. 3.0..... Bo Richter vs. James Madison, 2023 Armed Forces
2. 3.0..... Corey Nelson vs. Fresno State, 2000 Silicon Valley
3. 2.0..... Payton Zdrock vs. Baylor, 2022 Armed Forces
4. 2.0..... Jordan Pierce vs. Western Michigan, 2014 Idaho Potato
- 2.0..... Chad Hennings vs. Arizona State, 1987 Freedom
- 2.0..... William Mayfield vs. Tennessee, 1971 Sugar

Opponent Records

Team

Category.....	High.....	Low
Rushing Yds:	374, Texas Tech	35, Vanderbilt
	1995 Copper	1982 Hall of Fame
Pass Comps:.....	38, Western Michigan ..	3, Texas Christian
	2014 Idaho Potato	1959 Cotton
Pass Atts:	51, Vanderbilt	11, Texas Christian
	1982 Hall of Fame	1959 Cotton
Pass Yards:.....	467, California	37, Texas Christian
	2015 Armed Forces	1959 Cotton
Fumbles:.....	8, Texas Christian.....	0, James Madison
	1959 Cotton	2023 Armed Forces
Fumbles Lost:	3, Rice	0, 8 times
	2012 Armed Forces.....	2023 Armed Forces
Punts:	9, Texas Christian	2, Vanderbilt
	1959 Cotton	1982 Hall of Fame
Points:	55, California.....	0, Texas Christian
	2015 Armed Forces	1959 Cotton
Points Half:	35, California	0, Three times
	2015 Armed Forces	
Points Qtr:	24, Twice.....	0, Several times

Opponent Miscellaneous

Most Pts Allowed: 47, Houston, 2009 Armed Forces
 Most Pts Allowed (Half):..... 34, Fresno State, 2000 Silicon, First
 Most Pts Allowed (Qtr):..... 21, Louisville, 2021 First Responder
 (Second)
 Fewest Pts in Win: 13, Mississippi, 1992 Liberty
 Most Pts in Loss:..... 34, Fresno State, 2000 Silicon Valley

Individual

Rushing

Most Carries: 28, Tevin Washington, Georgia Tech,
 2010 Independence
 Most Yards: 260, Byron Hanspard, Texas Tech, 1995 Copper
 Most TDs: 4, Byron Hanspard, Texas Tech, 1995 Copper

Passing

Most Atts:..... 51, Whit Taylor, Vanderbilt, 1982 Hall of Fame
 Most Comps: 38, Whit Taylor, Vanderbilt, 1982 Hall of Fame
 Most Yards: 467, Jarod Goff, California, 2015 Armed Forces
 Most TDs: 6, Jared Goff, California, 2015 Armed Forces

Receiving

Most Recpt: ... 20, Norman Johnson, Vanderbilt, 1982 Hall of Fame
 Most Yards: ... 173, Norman Johnson, Vanderbilt, 1982 Hall of Fame
 Most TDs: 3*, Kenny Lawler, California, 2015 Armed Forces
 Done five times, most recent listed

Scoring

Most FGs: 3, Charlie Ward, Texas, 1985 Bluebonnet
 Most PATs: 7, Matt Anderson, California, 2015 Armed Forces
 Most Points: 24, Byron Hanspard, Texas Tech, 1995 Copper

Longest Plays

Rusing TD:..... 76 yds, S. McCullough, Oregon, 1997 Las Vegas
 Passing TD: 78 yds, Pat Johnson from Akili Smith, Oregon,
 1997 Las Vegas
 Field Goal:..... 39 yds, Neil Teevan, Mississippi, 1983 Independence



MEDIA



2024 AIR FORCE FOOTBALL
MEDIA GUIDE

MEDIA INFORMATION

Media Guide

The 2024 Air Force Football media guide is produced as a source of information for the media. The guide is digital only. Other materials may be obtained by contacting athletic communications:

Athletic Communications
2168 Field House Dr.
USAF Academy, CO 80840-9500
Phone (719) 333-2313

Working Press Credentials

Press and photograph credentials are issued to members of the working media only. These credentials may be obtained by contacting athletic communications. Upon acceptance of applications, appropriate passes will be mailed or held at the "Will Call" ticket booth located at Gate 10 at Falcon Stadium.

Radio/Television

Upon receiving permission to broadcast the game, please contact athletic communications. Press credentials will be mailed or left at "Will Call" for you. Information about local telephone services can be obtained from the athletic media relations office.

Post-Game Interviews

The Air Force Academy locker room is closed. Air Force head coach Troy Calhoun and players are available in an interview room following the 10-minute cooling off period. All training facilities, including the weight room, are closed at the Field House, Cadet Gymnasium, Falcon Athletic Center and at Falcon Stadium. Media members wishing to interview staff members from those areas must contact athletic communications.

Press Parking

Press parking is located in Lot 5/5R at Falcon Stadium. Media should enter the Academy through the North Gate entrance off of Interstate 25.

Follow the Falcons on Facebook/Twitter

X (Twitter):

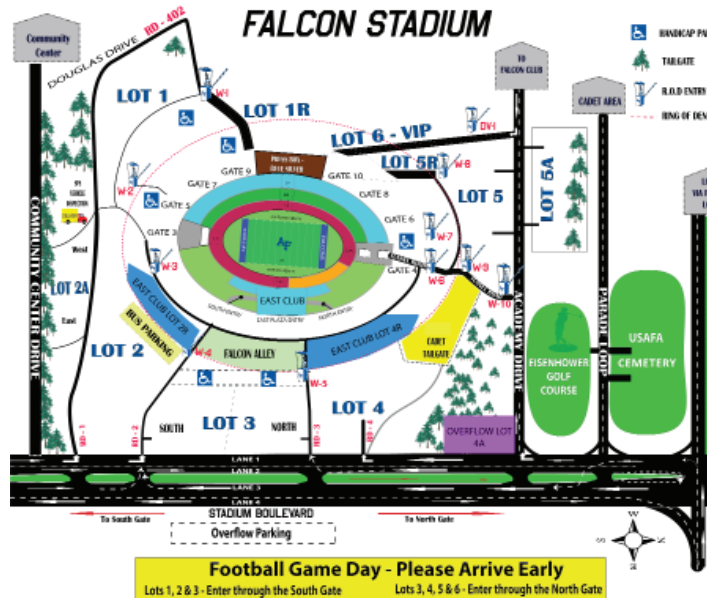
twitter.com/AF_Falcons
twitter.com/AF_Football
twitter.com/USAFASID

Facebook:

www.facebook.com/pages
Air-Force-Athletics
Air-Force-Football

Media Policies

For a copy of media policies on interviews and availability of cadet-athletes, staff and coaches, please contact Troy Garnhart in the athletic communications office.



Directions

Falcon Stadium: Take I-25 to the North Gate exit of the Academy (#156B). Take a left (south) on Stadium Blvd. Then take a right (west) on Academy Drive. Parking lot #5 (media parking) is on the left side.

Athletic Communications: Take I-25 to the North Gate exit of the Academy (#156B). Take a left (south) on Parade Loop and a right (west) on Field House Drive. Park on the east side of the Cadet Field House and enter the building in the northeast corner. Follow the hallway past the ice hockey rink and continue to the last door on the left side overlooking the indoor track and field.



Troy Garnhart
Assoc. A.D.
Information / Communications



Dave Toller
Asst. A.D./
Media Relations



Brian Jerman
Asst. A.D./
Falcon Vision



Nick Arseniak
Assistant SID



Valerie Perkin
Assistant SID



Marcus Rodriguez
Assistant SID



Adam Parker
Falcon Vision



Nick Cicere
Assistant SID



Aaron Ferguson
Assistant SID



Rob Parrish
Falcon Vision

MEDIA OUTLETS

Colorado Springs

Print Media

Colorado Springs Gazette
30 S. Prospect Ave.
Colorado Springs, CO 80903
Phone: (719) 636-0250
www.gazette.com

Television and Radio

KRDO-TV (13) -- ABC
P.O. Box 1457
Colorado Springs, CO 80901
Phone: (719) 575-6285
www.krdotv.com

KKTV (11) -- CBS
520B Colorado Ave Ave.
Colorado Springs, CO 80903
Phone: (719) 578-0000
www.kktv.com

KOAA-TV (5/30) -- NBC
5520 Tech Center Dr.
Colorado Springs, CO 80919
Phone: (719) 630-3930
www.koaatv.com

KXRM Fox 21 -- Fox
560 Wooten Road
Colorado Springs, CO 80915
Phone: (719) 596-2100
www.fox21news.com

KVOR AM 740
Football Flagship
6805 Corporate Center Dr.
Colorado Springs, CO 80919
Phone: (719) 593-2700
www.kvor.com

Air Force Athletic Communications Directory

Name	Office	Cell	Email
Troy Garnhart	719-333-9263	719-649-5003	troy.garnhart@afacademy.af.edu
Dave Toller	719-333-3478	719-396-0955	dave.toller@afacademy.af.edu
Valerie Perkin	719-333-8286	719-359-3072	valerie.perkin@afacademy.af.edu
Nick Arseniak	719-333-9251	719-510-2684	nicholas.arseniak@afacademy.af.edu
Marcus Rodriguez	719-333-9025	719-237-5079	marcus.rodriguez@afacademy.af.edu
Nick Cicere	719-333-3950	719-330-1001	nicholas.cicere@afacademy.af.edu
Aaron Ferguson	719-333-2487	719-922-2758	aaron.ferguson@afacademy.af.edu
Falcon Vision - Video Production			
Brian Jerman	719-333-2368	719-201-0926	brian.jerman@afacademy.af.edu
Adam Parker	719-333-9442	719-332-6065	adam.parker2@afacademy.af.edu
Rob Parrish	719-333-2368	719-728-4352	robert.parrish@afacademy.af.edu

Denver

Print Media

Associated Press
1444 Wazee St., Suite 130
Denver, CO 80202
Phone: (303) 825-0123
www.ap.org

Denver Post
1560 Broadway
Denver, CO 80202
Phone: (303) 954-1296
www.denverpost.com

Television and Radio

KCNC-TV (4) -- CBS
1044 Lincoln Ave.
Denver, CO 80217
Phone: (303) 861-4444
www.denver.cbslocal.com

KMGH-TV (7) -- ABC
123 Speer Blvd.
Denver, CO 80203
Phone: (303) 832-0169
www.thedenverchannel.com

KUSA-TV (9) -- NBC
500 Speer Blvd.
P.O. Box 9
Denver, CO 80201
Phone: (303) 871-9999
www.9news.com

KDVR-TV (31) -- Fox
100 East Speer Blvd.
Denver, CO 80203
Phone: (303) 566-7717
www.kdvr.com

KWGN-TV (2) -- Ind.
P.O. Box 5222
Englewood, CO 80155
Phone: (303) 740-2814
www.kwgn.com

Others

Mountain West Conference
10807 New Allegiance Drive, Suite 250
Colorado Springs, CO 80921
Phone: (719) 488-4040
www.theMWC.com

Collegepressbox.com is the official media website for Mountain West Conference football. Access and download weekly game notes, quotes, statistics, media guides and more for the conference and each of its nine member schools throughout the season. Login information will be distributed to accredited media or you can apply for a password by sending an e-mail to password@collegepressbox.com

collegepressbox.com
SINCE 2005 EVERYTHING BUT THE PRE-GAME MEAL

Air Force Radio Network

The Air Force athletic department is in its 30th year of in-house radio. All Falcon football games are broadcast locally on flagship radio station KVOR AM 740 in Colorado Springs. The radio broadcast team consists of KVOR's Jim Arthur (play-by-play) and Jesse Kurtz (color analyst).



Jim Arthur



Jesse Kurtz

2024 OPPONENTS

Game 1

Merrimack

Saturday, Aug. 31, TBA
1:30 p.m. (CBS SN)
Falcon Stadium

Series: First Meeting
2023 Record: 5-6 (4-3, 6th)
Conference: Big South
Head Coach: Mike Gennetti
Alma Mater (Year): Worcester State, 2003
School Record (Yrs): 1st season
Career Record (Yrs): Same
FB Contact: Nick Penkala
Office: (978) 837-5053
Cell:
Email: penkalan@merrimack.edu
Website: MerrimackAthletics.com

Game 2

San Jose State

Saturday, Sept. 7, TBA
5 p.m. (CBS SN)
Falcon Stadium

Series: Air Force leads 5-2
2023 Record: 7-6 (6-2, T1st)
Conference: Mountain West
Head Coach: Ken Niumatalolo
AM (Year): Hawaii, 1989
School Record (Yrs): 1st season
Career Record (Yrs): 109-83 (15)
FB Contact: Sky Kerstein
Cell: (703) 597-4950
Email: sky.kerstein@sjsu.edu
Website: SJSUSpartans.com

Game 3

Baylor

Saturday, Sept. 14, TBA
6:30 p.m. CT (FS1)
McLane Stadium

Series: Baylor leads 3-1
2023 Record: 3-9 (2-7, 13th)
Conference: Big 12
Head Coach: Dave Aranda
AM (Year): Cal Lutheran, 1999
School Record (Yrs): 23-25 (2)
Career Record (Yrs): Same
FB Contact: Brent Ingram
Cell: (210) 845-1639
Email: brent_ingram@baylor.edu
Website: BaylorBears.com

Game 4

Wyoming

Saturday, Sept. 28, TBA
6 p.m. (CBS SN)
War Memorial Stadium

Series: Air Force 31-27-3
2023 Record: 9-4 (5-3, T4th)
Conference: Mountain West
Head Coach: Jay Sawvel
AM (Year): Mount Union, 1993
School Record (Yrs): 1st season
Career Record (Yrs): Same
FB Contact: Nick Seeman
Office: (307) 766-2321
Cell: (612) 741-0550
Email: nseeman@uwyo.edu
Website: GoWYO.com

Game 5

Navy

Saturday, Oct. 5, TBA
10 a.m. (CBS)
Falcon Stadium

Series: Air Force leads 34-22
2023 Record: 5-7 (4-4, T5th)
Conference: American
Head Coach: Brian Newberry
AM (Year): Baylor, 1998
School Record (Yrs): 5-7 (1)
Career Record (Yrs): Same
FB Contact: Scott Strasemeier
Office: (410) 293-8775
Cell: (443) 336-9023
Email: sstrasem@usna.edu
Website: NavySports.com

Game 6

New Mexico

Saturday, Oct. 12, TBA
TBA
University Stadium

Series: Air Force leads 26-14
2023 Record: 4-8 (2-4, T9th)
Conference: Mountain West
Head Coach: Bronco Mendenhall
AM (Year): Oregon State, 1988
School Record (Yrs): 1st year
Career Record (Yrs): 135-81 (17)
FB Contact: Frank Mercogliano
Cell: (505) 410-4844
Email: fmercog@unm.edu
Website: GoLobos.com

Game 7

Colorado State

Saturday, Oct. 19, TBA
6 p.m. (CBS SN)
Falcon Stadium

Series: Air Force leads 39-21-1
2023 Record: 5-7 (3-5, T8th)
Conference: Mountain West
Head Coach: Jay Norvell
AM (Year): Iowa, 1986
School Record (Yrs): 8-16 (2)
Career Record (Yrs): 41-42 (7)
FB Contact: Kyle Neaves
Office: (970) 305-7382
Cell: (970) 305-7382
Email: Jeff.Schmidt@colostate.edu
Website: CSURams.com

Game 8

Army

Saturday, Nov. 2, TBA
12 p.m. ET (CBS)
Michie Stadium

Series: Air Force leads 38-19-1
2023 Record: 6-6
Conference: American
Head Coach: Jeff Monken
AM (Year): Milliken, 1989
School Record (Yrs): 70-55 (10)
Career Record (Yrs): 106-71 (14)
FB Contact: Eric Szczepinski
Cell: (440) 823-1421
Email: eric.szczepinski@west-point.edu
Website: GoArmyWestPoint.com

Game 9

Fresno State

Saturday, Nov. 9, TBA
TBA (Fox Net)
Falcon Stadium

Series: Air Force leads 7-3
2023 Record: 9-4 (4-4, T6th)
Conference: Mountain West
Head Coach: Jeff Tedford
AM (Year): Fresno State, 1982
School Record (Yrs): 44-22 (5)
Career Record (Yrs): 126-79 (16)
FB Contact: Savannah Stoeckle
Office: (559) 278-4645
Cell: (559) 567-8586
Email: sstoeckle@mail.fresno-state.edu
Website: GoBulldogs.com

Game 10

Oregon State

Saturday, Nov. 16, TBA
1:30 p.m. (CBS SN)
Falcon Stadium

Series: First Meeting
2023 Record: 8-5 (5-4, T4th)
Conference: Pac 12
Head Coach: Trent Bray
AM (Year): Oregon State, 2007
School Record (Yrs): 1st season
Career Record (Yrs): Same
FB Contact: Shawn Schoeffler
Office: (541) 737-3720
Cell: (541) 230-0611
Email: shawn.schoeffler@oregonstate.edu
Website: OSUBeavers.com

Game 11

Nevada

Saturday, Nov. 23, TBA
TBA (Fox Net)
Mackay Stadium

Series: Air Force leads 18-6
2023 Record: 2-10 (2-6, T9th)
Conference: Mountain West
Head Coach: Jeff Choate
AM (Year): Montana West., 1993
School Record (Yrs): 1st Season
Career Record (Yrs): 28-22 (4)
FB Contact: Aaron Juarez
Cell: (208) 982-0040
Email: aaronjuarez@unr.edu
Website: NevadaWolfPack.com

Game 12

San Diego State

Saturday, Nov. 30, TBA
TBA (Fox Net)
Snapdragon Stadium

Series: Air Force leads 21-17
2023 Record: 4-8 (2-6, T9th)
Conference: Mountain West
Head Coach: Sean Lewis
AM (Year): Wisconsin, 2007
School Record (Yrs): 1st season
Career Record (Yrs): 24-31 (5)
FB Contact: Jamie McConeghy
Office: (619) 594-3023
Cell: (607) 435-5577
Email: jmcconeg@sdsu.edu
Website: GoAztecs.com

ALL-TIME SERIES RESULTS

Merrimack

First Meeting

San Jose State

Series: Air Force leads 5-2

First Meeting: 8/31/96

Last Meeting: 9/22/23

at AF: AF leads 3-0

at SJSU: Tied 2-2

Neutral: NA

Year by Year

1996 - AF 45-0 (H)
 1997 - SJSU 25-22 (A)
 2015 - AF 37-16 (H)
 2016 - AF 41-38 (A)
 2019 - AF 41-24 (H)
 2020 - SJSU 17-6 (A)
 2023 - AF 45-20 (A)
 (H/A) is for AF

Baylor

Series: Baylor leads 3-1

First Meeting: 11/18/61

Last Meeting: 12/22/22

at AF: Baylor leads 1-0

at Baylor: Baylor leads 2-0

Neutral: AF leads 1-0

Year by Year

1961 - Baylor 31-7
 1962 - Baylor 10-3
 1977 - Baylor 28-7
 2022 - AF 30-15

Wyoming

Series: Air Force leads 31-27-3

First Meeting: 11/2/57

Last Meeting: 10/14/23

at AF: AF leads 19-12-1

at Wyo: Wyo leads 15-11-2

Neutral: AF leads 1-0

Year by Year

1957 - Tied 7-7 (A)
 1958 - AF 21-6*
 1959 - AF 20-7 (A)
 1960 - Wyo 15-0 (A)
 1962 - AF 35-14 (H)
 1964 - Tied 7-7 (H)
 1965 - Wyo 31-14 (A)
 1966 - Wyo 13-0 (H)
 1967 - Wyo 37-10 (A)
 1968 - AF 10-3 (H)
 1969 - Wyo 27-25 (H)
 1970 - AF 41-17 (A)
 1971 - AF 23-19 (H)
 1972 - AF 45-14 (H)
 1974 - Wyo 20-16 (A)
 1975 - Wyo 24-10 (H)
 1976 - AF 41-12 (H)
 1977 - Tied 0-0 (A)
 1980 - AF 25-7 (H)
 1981 - Wyo 17-10 (H)

1982 - AF 44-34 (H)
 1983 - Wyo 14-7 (A)
 1984 - Wyo 26-20 (A)
 1985 - AF 49-7 (A)
 1986 - Wyo 23-17 (H)
 1987 - Wyo 27-13 (A)
 1988 - Wyo 48-45 (H)
 1989 - AF 45-7 (H)
 1990 - Wyo 24-12 (A)
 1991 - AF 51-28 (H)
 1992 - AF 42-28 (A)
 1993 - Wyo 31-18 (H)
 1994 - AF 34-17 (A)
 1995 - AF 34-10 (H)
 1996 - Wyo 22-19 (A)
 1997 - AF 14-3 (H)
 1998 - AF 10-3 (A)
 1999 - Wyo 10-7 (H)
 2000 - AF 51-34 (A)
 2001 - AF 24-13 (H)
 2002 - Wyo 34-26 (A)
 2003 - AF 35-29 (H)
 2004 - Wyo 43-26 (A)
 2005 - Wyo 29-28 (H)
 2006 - AF 31-24 (A)
 2007 - AF 20-12 (H)
 2008 - AF 23-3 (A)
 2009 - AF 10-0 (H)
 2010 - AF 20-14 (A)
 2011 - Wyo 25-17 (H)
 2012 - AF 28-27 (A)
 2013 - Wyo 56-23 (H)
 2014 - Wyo 17-13 (A)
 2015 - AF 31-17 (H)
 2016 - Wyo 35-26 (A)
 2017 - Wyo 28-14 (H)
 2018 - Wyo 35-27 (A)
 2019 - AF 20-6 (H)
 2020 - Canceled (No Contest)
 2021 - AF 24-14 (H)
 2022 - Wyo 17-14 (A)
 2023 - AF 34-27 (H)
 (H/A) is for AF
 * Washburn Field, Colo. Springs

Navy

Series: Air Force leads 34-22

First Meeting: 10/15/60

Last Meeting: 10/21/23

at AF: AF leads 20-7

at Navy: Navy leads 12-10

Neutral: AF leads 4-3

Year by Year

1960 - Navy 35-3 *
 1966 - AF 15-7 (H)
 1968 - AF 26-20 **
 1970 - AF 26-3***
 1972 - Navy 21-17 (H)
 1973 - Navy 42-6 (A)
 1974 - AF 19-16 (H)
 1975 - Navy 17-0 ***
 1976 - AF 13-3 (H)
 1977 - Navy 10-7 (A)
 1978 - Navy 37-8 (H)
 1979 - Navy 13-9 (A)
 1980 - AF 21-20 (H)
 1981 - Navy 30-13 (A)

1982 - AF 24-21 (H)
 1983 - AF 44-17 (A)
 1984 - AF 29-22 (H)
 1985 - AF 24-7 (A)
 1986 - AF 40-6 (H)
 1987 - AF 23-13 (A)
 1988 - AF 34-24 (H)
 1989 - AF 35-7 (A)
 1990 - AF 24-7 (H)
 1991 - AF 46-6 (A)
 1992 - AF 18-16 (H)
 1993 - Navy 28-24 (A)
 1994 - AF 43-21 (H)
 1995 - AF 30-20 (A)
 1996 - Navy 20-17 (H)
 1997 - AF 10-7 (A)
 1998 - AF 49-7 (H)
 1999 - AF 19-14***
 2000 - AF 27-13 (H)
 2001 - AF 24-18***
 2002 - AF 48-7 (H)
 2003 - Navy 28-25***
 2004 - Navy 24-21 (H)
 2005 - Navy 27-24 (A)
 2006 - Navy 24-17 (H)
 2007 - Navy 31-20 (A)
 2008 - Navy 33-27 (H)
 2009 - Navy 23-16 OT (A)
 2010 - AF 14-6 (H)
 2011 - AF 35-34 OT (A)
 2012 - Navy 28-21 OT (H)
 2013 - Navy 28-10 (A)
 2014 - AF 30-21 (H)
 2015 - Navy 33-11 (A)
 2016 - AF 28-14 (H)
 2017 - Navy 34-30 (A)
 2018 - AF 35-7 (H)
 2019 - Navy 34-25 (A)
 2020 - AF 40-7 (H)
 2021 - AF 23-3 (A)
 2022 - AF 13-10 (H)
 2023 - AF 17-6
 (H/A) is for AF
 * - Baltimore, MD
 ** - Chicago, IL
 *** - Washington, DC

New Mexico

Series: Air Force leads 26-14

First Meeting: 11/23/57

Last Meeting: 11/12/23

at AF: AF leads 15-3

at UNM: AF leads 11-10

Neutral: UNM leads 1-0

Year by Year

1957 - AF 31-0 (H)
 1958 - AF 45-7 (A)
 1959 - UNM 28-27 (H)
 1961 - UNM 21-6 (A)
 1963 - AF 30-8 (A)
 1973 - AF 10-6 (H)
 1981 - UNM 27-10 (A)
 1982 - UNM 49-37 (H)
 1984 - AF 23-9 (A)
 1985 - AF 49-12 (A)
 1987 - AF 73-23 (A)
 1988 - AF 63-14 (H)

1991 - UNM 34-32 (A)
 1992 - AF 33-32 (H)
 1995 - AF 27-24 (A)
 1998 - AF 56-14 (H)
 1999 - UNM 33-28 (A)
 2000 - UNM 29-23 (H)
 2001 - UNM 52-33 (A)
 2002 - AF 38-31 (H) OT
 2003 - UNM 24-12 (A)
 2004 - AF 28-23 (H)
 2005 - AF 42-24 (A)
 2006 - AF 24-7 (H)
 2007 - UNM 34-31 (A)
 2008 - AF 23-10 (H)
 2009 - AF 37-13 (A)
 2010 - AF 48-23 (H)
 2011 - AF 42-0 (A)
 2012 - AF 28-23 (H)
 2013 - UNM 45-37 (A)
 2014 - AF 35-31 (H)
 2015 - UNM 47-35 (A)
 2016 - UNM 45-40 (N)*
 2017 - UNM 56-38 (A)
 2018 - AF 42-24 (H)
 2019 - AF 44-22 (A)
 2020 - AF 28-0 (H)
 2021 - AF 38-10 (A)
 2022 - AF 35-3
 (H/A) is for AF
 # - Denver, CO
 * - Dallas, TX

Colorado State

Series Air Force leads 39-21-1

First Meeting: 11/30/57

Last Meeting: 10/28/23

at AF: AF leads 22-11-1

at CSU: AF leads 17-10

Neutral: None

Year by Year

1957 - CSU 20-7 (H)
 1958 - AF 36-6 (H)
 1960 - AF 32-8 (H)
 1961 - AF 14-9 (H)
 1962 - AF 34-0 (H)
 1963 - AF 69-0 (H)
 1964 - AF 14-6 (H)
 1966 - CSU 41-21 (H)
 1967 - Tied 17-17 (H)
 1968 - AF 31-0 (A)
 1969 - AF 28-7 (H)
 1970 - AF 37-22 (H)
 1971 - AF 17-13 (A)
 1972 - AF 53-13 (A)
 1975 - CSU 47-10 (A)
 1976 - CSU 27-3 (H)
 1978 - CSU 31-13 (H)
 1979 - CSU 20-6 (A)
 1980 - CSU 21-9 (A)
 1981 - AF 28-14 (H)
 1982 - CSU 21-11 (H)
 1983 - AF 34-13 (A)
 1984 - AF 52-10 (H)
 1985 - AF 35-19 (A)
 1986 - AF 24-7 (H)
 1987 - AF 27-19 (A)

ALL-TIME SERIES RESULTS

1988 - AF 29-23 (A)
 1989 - AF 46-21 (A)
 1990 - CSU 35-33 (H)
 1991 - AF 31-26 (A)
 1992 - CSU 32-28 (H)
 1993 - CSU 8-5 (A)
 1994 - CSU 34-24 (H)
 1995 - CSU 27-20 (H)
 1996 - CSU 42-41 (H)
 1997 - AF 24-0 (A)
 1998 - AF 30-27 (H)
 1999 - CSU 41-21 (A)
 2000 - AF 44-40 (H)
 2001 - CSU 28-21 (A)
 2002 - CSU 31-12 (H)
 2003 - CSU 30-20 (A)
 2004 - AF 47-17 (H)
 2005 - CSU 41-23 (A)
 2006 - AF 24-21 (H)
 2007 - AF 45-21 (A)
 2008 - AF 38-17 (H)
 2009 - AF 34-16 (A)
 2010 - AF 49-27 (H)
 2011 - AF 45-21 (A)
 2012 - AF 42-21 (H)
 2013 - CSU 58-13 (A)
 2014 - AF 27-24 (H)
 2015 - AF 38-23 (A)
 2016 - AF 49-46 (H)
 2017 - AF 45-28 (A)
 2018 - AF 27-19 (H)
 2019 - AF 38-21 (A)
 2020 - Canceled (No Contest)
 2021 - AF 35-21 (A)
 2022 - AF 24-12 (H)
 2023 - AF 30-13
 (H/A) is for AF

Army West Point

Series: Air Force leads 38-19-1
 First Meeting: 10/31/59
 Last Meeting: 11/4/23
 at AF: AF leads 22-4
 at Army: AF leads 14-12
 Neutral: Army leads 3-2-1

Year by Year

1959 - Tied 13-13*
 1963 - Army 14-10**
 1965 - AF 14-3**
 1967 - Army 10-7 (H)
 1969 - AF 13-6 (A)
 1971 - AF 20-7 (H)
 1972 - Army 17-14 (A)
 1973 - AF 43-10 (H)
 1974 - Army 17-16 (A)
 1975 - AF 33-3 (H)
 1976 - Army 24-7 (A)
 1977 - Army 31-6 (H)
 1978 - Army 28-14 (A)
 1979 - AF 28-7 (H)
 1980 - Army 47-24 (A)
 1981 - AF 7-3 (H)
 1982 - AF 27-9 (A)
 1983 - AF 41-20 (H)
 1984 - Army 24-12 (A)
 1985 - AF 45-7 (H)
 1986 - Army 21-11 (A)

1987 - AF 27-10 (H)
 1988 - Army 28-15 (A)
 1989 - AF 29-3 (H)
 1990 - AF 15-3 (A)
 1991 - AF 25-0 (H)
 1992 - AF 7-3 (A)
 1993 - AF 25-6 (H)
 1994 - AF 10-6 (A)
 1995 - AF 38-20 (H)
 1996 - Army 23-7 (A)
 1997 - AF 24-0 (H)
 1998 - AF 35-7 (A)
 1999 - AF 28-0 (H)
 2000 - AF 41-27 (A)
 2001 - AF 34-24 (H)
 2002 - AF 49-30 (A)
 2003 - AF 31-3 (H)
 2004 - AF 31-22 (A)
 2005 - Army 27-24 (H)
 2006 - AF 43-7 (A)
 2007 - AF 30-10 (H)
 2008 - AF 16-7 (A)
 2009 - AF 35-7 (H)
 2010 - AF 42-22 (A)
 2011 - AF 24-14 (H)
 2012 - Army 41-21 (A)
 2013 - AF 42-28 (H)
 2014 - AF 23-6 (A)
 2015 - AF 20-3 (H)
 2016 - AF 31-12 (A)
 2017 - Army 21-0 (H)
 2018 - Army 17-14 (A)
 2019 - AF 17-13 (H)
 2020 - Army 10-7 (A)
 2021 - Army 21-14 OT***
 2022 - AF 13-7***
 2023 - Army 23-3#
 (H/A) is for AF
 * - New York, NY
 ** - Chicago, IL
 *** - Arlington, TX
 # - Empower Field at Mile High

Fresno State

Series: Air Force leads 7-3
 First Meeting: 10/16/93
 Last Meeting: 10/12/19
 at AF: AF leads 3-1
 at FSU: AF leads 3-2
 Neutral: AF leads 1-0

Year by Year

1993 - FSU 33-20 (A)
 1994 - AF 42-7 (H)
 1995 - AF 31-20 (A)
 1996 - AF 44-38 (A) OT
 1997 - FSU 20-17 (A)
 2000 - AF 37-34*
 2012 - FSU 48-15 (A)
 2015 - AF 42-14 (H)
 2016 - AF 31-21 (A)
 2019 - AF 43-24 (H)
 (H/A) is for AF
 * - Silicon Valley Bowl,
 San Jose, CA

Oregon State

First Meeting

Nevada

Series: AFA leads 5-2
 First Meeting: 10/26/12
 Last Meeting: 9/23/22
 at AFA: AFA 3-1
 at NEV: AF 2-1
 Neutral: 0-0

Year by Year

2012 - AF 48-31 (H)
 2013 - Nevada 45-42 (A)
 2014 - AF 45-38 (H) OT
 2017 - AF 45-42 (A)
 2018 - Nevada 28-25 (H)
 2021 - AF 41-39 (A) 3 OT
 2022 - AF 48-20
 (H/A) is for AFA

San Diego State

Series: AFA leads 21-17
 First Meeting: 9/20/80
 Last Meeting: 9/30/23
 at AFA: AFA 12-8
 at SDSU: SDSU leads 9-8
 Neutral: 1-0

Year by Year

1980 - SDSU 13-10 (H)
 1981 - AF 21-16*
 1982 - AF 44-32 (H)
 1983 - AF 38-7 (A)
 1984 - AF 34-16 (H)
 1985 - AF 31-10 (H)
 1986 - AF 22-10 (A)

1987 - AF 49-7 (H)
 1988 - SDSU 39-36 (A)
 1989 - AF 52-36 (H)
 1990 - SDSU 48-18 (A)
 1991 - AF 21-20 (H)
 1992 - AF 20-17 (A)
 1993 - SDSU 38-31 (H)
 1994 - AF 36-35 (A)
 1996 - SDSU 28-23 (A)
 1997 - AF 24-18 (H) OT
 1999 - AF 23-22 (A)
 2000 - AF 45-24 (H)
 2001 - AF 45-21 (A)
 2002 - SDSU 38-34 (H)
 2003 - SDSU 24-3 (A)
 2004 - SDSU 37-31 (H)
 2005 - AF 41-29 (H)
 2006 - SDSU 19-12 (A)
 2007 - AF 55-23 (H)
 2008 - AF 35-10 (A)
 2009 - AF 26-14 (H)
 2010 - SDSU 27-25 (A)
 2011 - SDSU 41-27 (H)
 2012 - SDSU 28-9 (A)
 2013 - SDSU 27-20 (H)
 2014 - SDSU 30-14 (A)
 2015 - SDSU 27-24 (A)
 2017 - SDSU 28-24 (H)
 2018 - SDSU 21-17 (A)
 2021 - SDSU 20-14 (H)
 2022 - AF 13-3 (A)
 2023 - AF 49-10
 (H/A) is for AFA
 * - Tokyo, Japan

