

Mission Statement: The mission of the United States Air Force Academy is to educate, train, and inspire men and women to become leaders of character, motivated to lead the United States Air Force in service to our nation.

Schedule

Date	Opponent (TV/Digital)	Time/Result
11/6	PORTLAND STATE (ALT2/MWN)	L, 65-72
11/10	at LIU (SNY/NEC Front Row)	W, 82-67
11/12	at Delaware (FloHoops)	L, 57-65
11/16	LINDENWOOD (Altitude/MWN)\$	W, 76-58
11/17	WILLIAM & MARY (MWN)\$	W, 80-71, OT
11/19	OMAHA (ALT2/MWN)	W, 58-56
11/22	VMI (ALT2/MWN)	W, 64-54
11/26	at South Dakota (SLN)	W, 58-57
12/3	at Portland (ESPN+)	W, 80-58
12/9	EASTERN WASHINGTON (Altitude/MWN)	L, 68-73
12/16	vs. UT Arlington ^ (ESPN+)	4 pm CT
12/21	NORTHERN COLORADO (Altitude/MWN)	2 pm
1/2	UTAH STATE* (ALT2/MWN)	2 pm
1/9	at Nevada*	7 pm PT
1/13	SAN JOSE STATE* (MWN)	7:30 pm
1/16	at Colorado State*	7 pm
1/20	NEW MEXICO* (CBSSN)	2 pm
1/23	at UNLV* (CBSSN)	9 pm PT
1/27	at Fresno State*	4 pm PT
1/30	WYOMING* (Altitude/MWN)	7 pm
2/3	at Boise State*	2 pm
2/6	SAN DIEGO STATE* (FS1)	8:30 pm
2/10	FRESNO STATE* (MWN)	1 pm
2/13	at San Jose State* (NBC Sports Bay Area/MWN)	7 pm
2/21	UNLV* (FS1)	9 pm
2/24	at New Mexico* (CBSSN)	2 pm
2/27	BOISE STATE* (Altitude/MWN)	7 pm
3/1	at Utah State* (FS1)	9 pm
3/5	at Wyoming* (MWN)	6:30 pm
3/9	COLORADO STATE* (ALT2/MWN)	2 pm
3/13-16	MW Championships (CBSS/MWN)	

* Mountain West Contest

\$ Air Force Classic (MTE)

^ US LBM Coast-To-Coast Challenge - Dickies Arena, Fort Worth, Texas

Home games in BOLD CAPS

All times local to site.

All date and times are subject to change.

MBB Contact: Nick Arseniak
email: nicholas.arseniak@afacademy.af.edu
Office: 719-333-9251

Web: goAirForceFalcons.com
Twitter: @AF_MBB
Home Game Video for non-televized games:
http://www.goAirForceFalcons.com/WatchLive
Mountain West: TheMW.com
MW Twitter: @MW_MBB

Air Force vs. UT Arlington

US LBM Coast-To-Coast Challenge

Saturday, Dec. 16 - 4 pm CT

Dickes Arena (13,550) - Fort Worth, Texas

BROADCAST INFORMATION

TV/Stream: ESPN+ (Mark Neely & King McClure)

Radio: XTRA Sports 1300 AM (PxP - Jim Arthur)

Live Stats: Statbroadcast (AirForceStats.com)

THE BREAKDOWN

Quick Facts:	Air Force	UT Arlington
2023-24 Record:	7-3	5-4
2022-23 Record:	14-18/5-13, 10th MW	11-21/6-12, 10th WAC
Streak:	L1	W1
Last Game:	L, 73-68, vs. Eastern Washington	W, 74-38, vs. North Texas-Dallas
Next Game:	12/21 vs. Northern Colorado	12/21 at Texas Tech
Nickname:	Falcons	Mavericks
Location/Enrollment:	Colorado Springs, CO/4,000	Arlington, TX/48,000
Website:	GoAirForceFalcons.com	UTAMavs.com

THE COACHES

Head Coach:	Joe Scott	KT Turner
Alma Mater:	Princeton, 1987	Oklahoma City, 2003
School Record:	88-122 (8th season)	5-4 (1st season)
Career Record:	272-299 (20th season)	Same
Record vs. Opponent:	3-0	0-0

THE SERIES

Overall - Home/Away/N:	0-2 - 0-1/0-1/0-0
First Meeting:	Dec. 22, 1997, L 73-66 at Arlington, TX
Last Meeting:	Dec. 19, 1998, L 87-78 at USAFA
Streak:	UTA, 2

NOTABLE:

- Air Force plays UT Arlington for first time since 1998, a span of 25 years.
- Air Force has seven players on roster from the state of Texas, the most of any state.
- Air Force has three of the Mountain West's eight true non-conference road wins this season.
- Air Force ranks first in the MW and 17th in nation in points allowed (62.1).
- Air Force ranks first in the MW in and 38th in nation blocks per game (5.0)
- Junior guard Ethan Taylor ranks 1st in nation in minutes played and 8th in three's per game (3.7).
- Air Force has used the same starting lineup for all 10 games this season.
- Air Force has its first seniorless team since 1987, a span of 36 years.

STATISTICAL COMPARISON (as of 12/13/23)

Category/2023 NCAA Rank	Air Force	NCAA/MW Rankings	UT Arlington	NCAA Rankings
Games Played	10		9	
Points/Game	67.8	302/11	75.9	158
Scoring Defense	62.1	17/1	71.6	197
Scoring Margin	+5.7	160/9	+4.3	184
Field Goal Percentage	44.9	170/10	43.8	223
Field Goal Percentage Defense	40.1	64/4	41.1	100
Free Throw Percentage	67.2	280/11	70.5	193
Free Throws Made/Game	12.7	245/8	14.3	158
3-Pt Field Goal Percentage	34.6	134/6	33.8	166
3-Pt Field Goals Made/Game	8.3	106/2	8.9	70
3-Pt Field Goal Percentage Defense	32.5	178/7	36.0	303
Rebounds/Game	33.1	303/9	41.6	30
Rebound Margin	-0.7	244/10	+8.9	29
Blocks/Game	5.0	36/1	3.1	218
Assists/Game	15.0	93/5	17.8	24
Turnovers/Game	12.1	154/9	15.1	329
Assist-to-Turnover Ratio	1.2	106/7	1.2	139
Steals/Game	7.7	105/4	5.7	289

Air Force Basketball Quick Facts: 2022-23

QUICK FACTS

City	USAFA/Colorado Springs, Colo.
Population	483,956 (2021 via US Census)
Founded	1954
Enrollment	4,000
Nickname	Falcons
School Colors	Blue & Silver
Arena	Clune Arena (5,843)
Conference	Mountain West
Superintendent	Lt. Gen. Richard Clark
Athletics Director	Nathan Pine

ALL-TIME RECORD

Years of AF basketball	68th in 2023-24, since 1957
Overall Record	806-1,037
Mountain West Record	1
NCAA Appearances	3
Postseason NIT Appearances	1

CLUNE ARENA

Season	54th season
Opened	1968
Overall Record	591-327
Mountain West Record	96-99
Capacity	5,843

MW TOURNAMENT

Record	6-24
First Round	6-12
Quarterfinal	0-18

TEAM INFORMATION

Head Coach	Joe Scott
Career Record	272-299/20th season
Record At Air Force	88-122/8th season
MW Record at Air Force	33-84
Assistant Coach	David Metzendorf
Assistant Coach	Jared Czech
Assistant Coach	Lt. Col. Matt McCraw
Assistant Coach	Zack Curran
Assistant Coach	Derek Brooks
Assistant Coach	Jehyve Floyd
Assistant/Operations	Jon Jordan
Athletic Trainer	Woody Graham
Strength & Conditioning	Bryce Taylor
Basketball Administrator	Shondell Reed

2022-23 Season Review

Record	14-18
Mountain West Record	5-13/10th

Team Information

Starters Returning/Lost	4/1
Returning/Lost	10/8
Newcomers	10

Athletic Communications

Assistant Director	Nick Arseniak
Cell	719-510-2684
Email	Nicholas.Arseniak@afacademy.af.edu

RADIO

Flagship Radio Station	KVOR 740 AM/KCSF Extra Sports 1300 AM
AF Play-By-Play	Jim Arthur

MEDIA INFORMATION

INTERVIEWS

Air Force players and coaches are available on assigned days. All interviews must be scheduled in advance. All requests should be made at least one day in advance.

PRACTICES

All Air Force basketball practices are open to the media. However, any media wishing to attend practice must contact Nick Arseniak in the athletic communications office at least one day in advance and to gain access to the base.

CONTACTING PLAYERS/STAFF

All communications with Air Force cadet-athletes, coaches and staff must go through the athletic communications office – **ABSOLUTELY NO EXCEPTIONS**. Failure to follow this policy will result in loss of credentials and access to Air Force athletes, coaches and staff. Cadet-athlete's private phone numbers and email addresses will not be issued to the media. Air Force cadet-athletes have also been instructed not to accept calls from media without prior notification from athletic communications.

BASKETBALL CONTACT

Nick Arseniak.....MR Assistant
MBB Contact
Office:.....719-333-9251
Cell:.....719-510-2684
Email:..nicholas.arseniak@afacademy.af.edu

Air Force Men's Basketball 2023-24 Roster

No.	Name	Yr.	Pos.	Ht.	Wt.	Squadron/Name	Hometown (Previous School/High School)
0	Josh Gatete	Fr.	F	6-9	190	17 Stalag 17	Granger, IN (Penn HS)
1	Sam Akinrelere	Fr.	G	6-2	228	33 King Ratz	Houston, TX (USAFA Prep/Foster HS)
2	Dawson Sarblah	Jr.	G	6-6	200	35 Wild Weasels	Greenville, AL (Greenville HS)
3	Luke Kearney	Fr.	F	6-7	205	15 War Eagles	Phoenix, AZ (USAFA Prep/Bella Vista Prep)
4	Wyatt Boeker	Fr.	F	6-8	205	24 The Phantoms	Tomball, TX (The Woodlands Christian Academy HS)
5	Ethan Taylor*	Jr.	G	6-5	195	3 Dogs of War	Houston, TX (USAFA Prep/Memorial HS)
10	Caleb Walker	Fr.	F	6-9	230	30 Knights of Thirty	Jefferson City, MO (USAFA Prep/Eugene HS)
11	Byron Brown	Jr.	G	6-4	205	2 Deuce	Sahuarita, AZ (USAFA Prep/Sahuarita HS)
13	Chase Beasley	Jr.	G/F	6-6	190	9 Viking Nine	Fort Washington, MD (USAFA Prep/St. Stephens & St. Agnes)
14	Beau Becker	Jr.	F	6-7	205	2 Deuce	Dallas, TX (USAFAP Prep/Woodrow Wilson HS)
15	Corbin Green	So.	F	6-5	230	26 Barons	Midlothian, TX (USAFA Prep/Midlothian HS)
21	Solo Jones	So.	F	6-8	202	21 Blackjacks	Long Beach, CA (USAFA Prep/Los Alamitos HS)
23	Kellan Boylan	So.	G/F	6-7	200	5 Wolfpack	Overland Park, KS (Bishop Miege HS)
24	Jeffrey Mills	Jr.	G	6-4	200	22 Raptors	Flower Mound, TX (USAFA Prep/Flower Mound HS)
25	Warren Gorman	Fr.	F	6-7	205	26 Barons	Washington, DC (Bishop Ireton HS)
31	Rytis Petraitis	So.	F	6-7	210	6 Bull Six	Arlington, TX (USAFA Prep/The Oak Ridge School)
32	Kolby Gilles	Fr.	F	6-5	240	39 Jedi Knights	Chicago, IL (USAFA Prep/St. Ignatius College Prep)
33	Brady Ruggles	Fr.	G	6-6	195	14 Cobras	Wheaton, IL (USAFA Prep/Danville HS)
40	Nate Robinson	Fr.	G	5-9	145	17 Stalag 17	Orlando, FL (Bishop Moore Catholic HS)
51	Wesley Celichowski	Fr.	C	7-0	245	4 Fightin' Fourth	Georgetown, IN (USAFA Prep/Floyd Central HS)

* Team Captain

Head Coach: Joe Scott (Princeton, 1987) – 8th/4th season (Air Force head coach from 2000-04 and 2020-Present)

Associate Head Coach: David Metzendorf (Ithaca College, 2013) – 4th season

Assistant Coach: Jared Czech (Manhattanville College, 2013) – 4th season

Assistant Coach: Lt. Col. Matt McCraw (USAFA, 2007) – 3rd season

Assistant Coach: Zack Curran (Virginia Tech, 2015) – 3rd season

Assistant Coach: Derek Brooks (USAFA, 2011) – 1st season

Assistant Coach: Jehyve Floyd (Holy Cross, 2019) - 1st season

Assistant Coach/Operations: Jon Jordan (USAFA, 1985) – 7th season

PRONUNCIATION GUIDE

0 Josh Gatete	Guh-TE-TAY
1 Akinrelere	Ah-kin-LARRY
3 Kearney	kar-nee
31 Rytis Petraitis	REE-tis Peh-TRY-tis
32 Kolby Gilles	Jill
51 Celichowski	Cell-uh-HUSKY
Czech	Check
Jehyve	je-HIGH-vuh

Falcons By Class

Juniors (6):

Chase Beasley
Beau Becker
Byron Brown
Jeffrey Mills
Dawson Sarblah
Ethan Taylor

Sophomores (4):

Kellan Boylan
Corbin Green
Solo Jones
Rytis Petraitis

Freshmen (10):

Sam Akinrelere
Wyatt Boeker
Wesley Celichowski
Josh Gatete
Kolby Gilles
Warren Gorman
Luke Kearney
Nate Robinson
Brady Ruggles
Caleb Walker

Falcons By State

(10 States/1 District)

Alabama: Sarblah (Greenville)

Arizona (2): Brown (Sahuarita),
Kearney (Phoenix)

California: Jones (Long Beach)

Florida: Robinson (Orlando)

Illinois (2): Gilles (Chicago),
Ruggles (Wheaton)

Indiana (2): Celichowski (George-
town), Gatete (Granger)

Kansas: Boylan (Overland Park)

Maryland: Beasley (Fort Washington)

Missouri: Walker (Jefferson City)

Texas (7): Akinrelere (Houston),
Becker (Dallas), Boeker (Tomball),
Green (Midlothian), Mills (Flower
Mound), Petraitis (Arlington),
Taylor (Houston)

Washington DC: Gorman

Inside the Mountain West

2023-24 Mountain West Standings
(as of 12/13/23)

Team	MW	All	L10	Str
Utah State		10-1	9-1	W9
Colorado State (17/18)		9-1	9-1	L1
New Mexico (RV/RV)		9-1	9-1	W8
Nevada (RV/-)		8-1	8-2	W1
San Diego St. (RV/RV)		8-2	8-2	W1
Air Force		7-3	7-3	L1
Boise State		7-3	7-3	W4
Wyoming		6-3	6-4	W2
Fresno State		5-4	5-5	W2
San Jose St.		6-5	5-5	W1
UNLV		4-4	5-5	W1

AF in MW Rankings

Beau Becker		
Field Goal Percentage.....	52.1	8th
Three's Per Game.....	2.10	7th
Blocked shots.....	1.30	6th
Kellan Boylan		
Rebounding.....	6.8	8th
Blocked Shots	1.10	9th
Steals	1.60	9th
Defensive Rebounds	5.1	8th
Minutes Played.....	36.37	2nd
Corbin Green		
Blocked Shots	1.0	10th
Jeffrey Mills		
Steals.....	1.9	2nd
Minutes	35.33	4th
Ethan Taylor		
Scoring	18.6	3rd
Assists	3.3	10th
Free Throw Percentage	78.1	10th
3 pt FG Pct.	41.6	3rd
3 pt made	37	1st
3 pt made per game	3.7	1st
Steals Per Game	1.60	9th
Assist/Turnover Ratio.....	1.83	10th
Def. Rebounds	4.8	10th
Minutes Played.....	38.99	1st

AF in NCAA Rankings - All Games
(As of 12/13/23)

Kellan Boylan		
Minutes Per Game.....	36.22	21st
Jeffrey Mills		
Minutes Per Game.....	35.20	41st
Ethan Taylor		
Field Goals.....	62	92nd
Field Goal Attempts.....	146	46th
Points	186	54th
Minutes Per Game.....	38.59	1st
3 pt Attempts.....	89	13th
3 pt made per game	3.70	8th
Total Three's	37	9th

2023 MW Predicted Order of Finish

Rk	Team (First-Place Votes)	Pts.
1.	San Diego State (25)	333
2.	Boise State (4)	299
3.	New Mexico (1)	278
4.	Nevada (1)	240
5.	Colorado State	218
6.	UNLV	199
7.	San José State	124
8.	Fresno State	115
9.	Utah State	105
10.	Wyoming	74
11.	Air Force	61

AIR FORCE VS. WAC

- Air Force is 16-15 all-time vs. WAC opponents.
- Air Force was a member of the WAC conference for 19 seasons, from 1980 to 1999.
- Air Force's last WAC opponent was Tarleton State in 2022.

Opponents	W-L	Last Meeting
Abilene Christien	3-4	2017
Seattle	0-1	2020
Tarleton State	1-1	2022
UT Arlington	0-2	1998
UTRGV	12-7	2012
	16-15	

LAST TIME OUT

Air Force men's basketball fell to Eastern Washington, 73-68, in non-conference action Saturday afternoon at Clune Arena. The loss snapped a six-game win streak for the Falcons (7-3).
After a cold start to the game, the Air Force erased an 18-point Eastern Washington (2-6) lead, only to see the lead slip away late.
Eastern Washington went up 10-0 to start the game and Air Force found itself playing catch-up for most of the first-half. The Eagles shot 59 percent from the field in the opening half, including 71 percent from three. The Falcons struggled on offense, shooting 28 percent in the opening half to find themselves down 41-26 at the half.
The Falcons came out stronger in the second half. A 13-0 run pulled Air Force to within two points at 49-47 with 9:35 to play. The Falcons then later went on a 7-0 run, capped by a three and dunk on back-to-back plays by Ethan Taylor, to go up 57-56 with 5:31 to play.
Eastern Washington re-took the lead on the next play and did not trail the rest of the way.
The Eagles went up six points before the Falcons mounted another five point run to pull to within one at 63-62 with 2:43 to play. Eastern Washington then went on an 8-0 run to lead by nine with 1:48 to play.
Taylor led Air Force with 22 points, making four three's. Beau Becker added 17 points, tying a career-high with five made three's. Rytis Petraitis added 13 points and eight rebounds. Kellan Boylan and Jeffrey Mills added eight points each.
Eastern Washington shot 52 percent from the field and 56 percent from three.
Air Force had 11 steals for its third-consecutive game with double-digit steals.

SCHOOL RECORD FOR NON-CONFERENCE ROAD WINS

With its road wins at LIU, South Dakota and Portland, Air Force has tied the program record with three true road wins in non-conference play. It is the first time it has happened since 2006.

No other team in the Mountain West has more than one non-conference road win this season.

Most True Road Wins

Season	Wins
2023	3
2006	3
2005	3
2002	3
1982	3

BIGGEST NON-CONFERENCE ROAD WIN SINCE 2006

Air Force's 22-point win at Portland was its first 20-point win in a true non-conference road game since the 2006 season. Air Force defeated Santa Clara by 30 points, 78-48, to win the Cable Car Classic in Santa Clara, Calif.

DEFENSE AND REBOUNDING KEYS FAST START

Air Force has raced to a 7-3 start thanks to stellar defense and improved rebounding. The Falcons have its lowest points allowed and best rebounding margin in the last four years.

Category	DEF PPG	REB	OPP REB	DIFF
23-24	62.1	33.1	33.8	-0.7
22-23	67.1	29.6	32.4	-2.8
21-22	66.0	26.6	33.0	-6.4
20-21	71.9	23.1	34.6	-11.5

ETHAN TAYLOR AMONGST NCAA LEADERS

Junior guard Ethan Taylor is amongst the NCAA leaders in several categories. He is 1st in the nation in minutes per game and is 8th in three's made per game.

Ethan Taylor	NCAA Rank
Points	54th/186
3 pt ATT	13th/89
3 pt Made	9th/37
3 pt per game	8th/3.70
Minutes Per Game.....	1st/39.0
Field Goat Att.	46th/146

TAYLOR OFF TO HOT START

Junior guard Ethan Taylor is off to a torrid start to the 2023-24 season. Taylor is fourth in the Mountain West in scoring, averaging 18.6 points per game. He leads the conference in three's made with 37. He ranks in the MW Top 10 in seven categories.
- Taylor had a double-double vs. LIU with career-high's of 26 points and 12 rebounds.
- He scored 20-plus points in four consecutive games and has been in double-figures in eight.

Ethan Taylor 2022-23/2023-24 Comparison

	22-23	23-24
Scoring	7.1	18.6
Assists	3.1	3.3
Rebounds	3.3	5.2
Three's Per game	1.3	3.7

BECKER PROVIDES FRONT COURT OFFENSE

Junior forward Beau Becker is Air Force's second-leading scorer at 15.1 points per game. He has doubled his scoring from his sophomore year. Becker is 11th in the MW in scoring.

Beau Becker 2022-23/2023-24 Comparison

	22-23	23-24
Scoring	7.4	15.1
Rebounds	3.4	5.6
Mins Per Game	21.1	28.7

BECKER AND TAYLOR PROVIDE OFFENSE

Air Force leading scorers Ethan Taylor and Beau Becker are providing most of the scoring for the Falcons so far in 2023-24. The duo is combining for 34 points per game, which accounts for 50 percent of the teams' scoring.

PETRAITIS RETURNS

Sophomore forward Rytis Petraitis made his season debut at South Dakota. Petraitis missed the first seven games of the season recovering from off-season surgery. He was cleared for competition for the South Dakota game and scored a game-high 18 points, adding six rebounds and three steals. In his second game back, Petraitis scored 20 points. He is averaging 17 points and 6.3 rebounds per game since returning.

PLAYER DEVELOPMENT

Head coach Joe Scott has been able to develop from within the program, as several players that were seldom used last season, have been called upon to be significant contributors in 2023-24.

So. G/F Kellan Boylan

- Played six minutes total as a freshman.
- 15 rebounds in opener vs. Portland State. Ranks 8th in MW in rebounding at 6.8 rpg.
- 2nd in MW in mins per game 36.4.

Jr. G/F Chase Beasley

- Nine games and 28 minutes played across first two years.
- Started first 10 games, averaging 4.4 ppg and 2.0 apg. Shooting 46.7 pct from field.

Jr. G Byron Brown

- 10 games and 28 minutes played across first two years.
- Top bench scorer at 3.9 PPG in 17.2 mpg. Shooting 75.0 percent from three throw line.

FALCONS PLAYING DEFENSE

A hallmark of a Joe Scott-coached team is always a committed effort on the defensive end, and this year is no different. Air Force currently leads the MW in points allowed, which also ranks 17th in the nation. They are 4th in defensive field goal percentage and 1st in blocked shots.

- Air Force has held five opponents under 40 percent shooting and are 4-1 in those games.

Air Force MW Category

Scoring Defense..... 1st/62.1
FG Defense..... 4th/40.1
Blocks Per Game 1st/5.0

SHOT BLOCKING

Air Force is averaging 5.0 blocked shots per game, which ranks 36th in the nation and 1st in the Mountain West. Air Force has at least 5 blocks in 6 games this season. Three different players have double-digit blocked shots for the Falcons this season.

SIX GAME WIN STREAK

Air Force just snapped a six-game win streak, its longest since winning seven in a row in 2021.

Notes on 6 game win streak:

- 5 of 6 opponents held under 60 points.
- Falcons holding 69.3-59.0 scoring advantage.
- Falcons holding opponents to 38.9 percent shooting and 30.0 from three during streak.
- Air Force averaging 5.3 blocks and 9.0 steals.
- Four Falcons (Rytis Petraitis 19.0, Ethan Taylor 17.2, Beau Becker 15.0, Jeffrey Mills 11.0) in double figures scoring during the streak.

Longest Win Streaks In Mountain West Era

2006-07 13
2003-04 13
2005 12
2021 7
2023 6

FALCONS WIN AIR FORCE CLASSIC

Air Force went 3-0 as the host school for the Air Force Classic MTE (Multi-Team Even).

- The Falcons defeated Lindenwood, William & Mary and Omaha to take the AF Classic Title.
- Junior guard Ethan Taylor was named Air Force Classic MVP after averaging 21 points across the three games.
- Beau Becker and Jeffrey Mills were named to the All-Tournament Team.
- The Falcons rolled to a 76-58 win over Lindenwood in the opener. Lindenwood ended up going 2-1 in the tourney.
- Air Force defeated William & Mary 80-71 in overtime in their second game. Ethan Taylor tied the game with 3 seconds in regulation and the Falcons went on to outscore the Tribe 18-9 in OT.
- Beau Becker scored a career-high 31 points in the game.
- Air Force defeated Omaha 58-56 in game three. Corbin Green's bucket with 15 seconds left in regulation was the difference.

AIR FORCE PICKED 11TH

Air Force was picked 11th in the Mountain West preseason men's basketball media poll. The Falcons were picked to finish 11th a season ago in 2022-23.

2023 MW Predicted Order of Finish

Rk	Team (First-Place Votes)	Pts.
1.	San Diego State (25)	333
2.	Boise State (4)	299
3.	New Mexico (1)	278
4.	Nevada (1)	240
5.	Colorado State	218
6.	UNLV	199
7.	San José State	124
8.	Fresno State	115
9.	Utah State	105
10.	Wyoming	74
11.	Air Force	61

RETURNERS

Air Force returns four starters and 10 players from the 2022-23 team, that posted a 14-18 record.

Returning Starters

Jr. 6-5, G Ethan Taylor - 7.1 ppg, 3.5 apg, 38.4 percent from three
Jr. 6-4, G Jeffrey Mills - 4.7 ppg, 2.6 apg, 2.6 assist-turnover ratio
Jr. 6-7, F Beau Becker - 7.4 ppg, 3.4 rpg, 32 three's, 23 blocks
So. 6-7, F Rytis Petraitis - 10.4 ppg, 6.2 rpg, 332 pts in 2022-23 was MW era freshman record at Air Force

Other Notable Returners

So. 6-5, F Corbin Green - 6.5 ppg, 2.8 rpg, .518 FG%, 34 blocks
Jr. 6-7, F Chase Beasley - 9 gp, 0.8 ppg, 0.8 rpg.
So. 6-7 G Kellan Boylan - 6 gp
Jr. 6-5, G Byron Brown - 7 gp

A Day In The Life Of A Cadet**Ethan Taylor, Junior, Guard
(2x MW All-Academic)**

Systems Engineering Major with a focus in human factors

Time	Activity/Duty
6:20	Wake up
6:30	Morning Accountability Formation
7:00	Breakfast
7:30	Political Science
8:30	Social Science
9:30	Economics (double period)
11:35	Mandatory March to Lunch
11:55	Lunch
12:30	Squadron Meeting
1:30	Prehab with trainers
2:15	Warm up/ Shoot before practice
2:45	Practice
5:00	Lift
6:00	Treatment with trainers/shower
7:00	Dinner
8:00	Homework
9:00	Free Time
10:15	Bed

**Rytis Petraitis, Sophomore, Forward
MW All-Academic
Operations Research Major**

Time	Activity/Duty
6:20	Wake up
6:30	Morning Accountability Formation
7:00	Breakfast
7:30	Leadership 200
8:30	English 211
9:30	Calculus 3
10:30	Aeronautical Engineering
11:35	Mandatory March to Lunch
11:55	Lunch
12:30	Officer Development
1:30	Prehab with trainers
2:15	Warm up/ Shoot before practice
2:30	Practice
5:00	Lift
6:00	Treatment with trainers/shower
7:00	Dinner
8:00	Homework
11:00	Bedtime

SQUADRON JOBS

In order to prepare for life as an officer, the Cadet Wing at the United States Air Force Academy simulates the organization of an operational Air Force wing. Cadets are responsible for running and operating the wing – an unparalleled leadership opportunity to understand the importance of respect amongst peers and how to be an honorable, well-balanced officer. All cadets learn how to use a chain of command, how to function as part of various military formations and how military units organize to accomplish collective tasks. The Cadet Wing's 4,000 members are organized into four groups of 10 squadrons each. Cadets live, eat and take part in military training with their squadrons.

Air Force Academy

The United States Air Force Academy (USAFA) is a world-class institution providing a comprehensive developmental experience to graduate innovative, resilient and committed airpower leaders of character. It provides an intensive immersion in leadership training and officer development founded on integrity, built on the pillars of academic, military and athletic excellence and which inculcates in our cadets a spirit of selfless service to our Nation. USAFA fosters a culture of commitment and climate of respect focusing future leaders on innovation and continual improvement. It produces air-minded leaders and career officers with the character, critical thinking skills and strategic agility to lead our Nation's Air Force today and into the future. USAFA strives to offer the best education in a liberal arts environment to prepare thoughtful, caring, innovative leaders.

- USAFA is consistently ranked by multiple sources as one of the country's top public universities, particularly when it comes to engineering and liberal arts education.
- The Academy ranked number two in Aero space/Aeronautical/Astronautical Engineering at schools where doctorate degrees are not offered, just behind Emory Riddle Aeronautical University, Prescott, Ariz.
- The school also tied for second place with the U.S. Military Academy (West Point) in High School Counselor Ranking at Liberal Arts Colleges.
- The number 3 ranking for Top Public Schools Ranking also went to the Academy.
- The Academy tied for fifth place with U.S. Naval Academy (Annapolis) for Best Undergraduate Engineering Program also where doctorate degrees are not offered.
- #6 Electrical/Electronic/Communications
- #8 Mechanical Engineering
- #26 National Liberal Arts Colleges
- #45 Best Undergraduate Business Programs

Service above self is at the core of the USAFA experience and USAFA cadets strive to always serve with purpose, honor, and selflessness.

- 61% of USAFA graduates serve 10 years and 45% serve 20 years.
- USAFA cadets contribute 38,000 volunteer hours per year in the local community, as well as across the Nation.
- STEM Outreach Club, as ambassadors for Air Force innovation, received the 2015 National Society of Black Engineers Golden Torch Award for Government Community Service for 5,500 hours of outreach.

Facts about the class of 2012

- 10,202 applications received
- 1,216 processed into Academy
- 65% National Honor Society

High School:

- Average GPA: 3.85
- Average SAT scores: 673 Math, 661 Reading • Average ACT scores: 30.8

NEWCOMERS

Air Force welcomes 10 freshmen, with six of them being 6-foot-6 or taller. Six of the players come from the USAFA Prep School.

Sam Akinrelere*	G	6-2	Houston, TX
Wyatt Boeker	F	6-8	Tomball, TX
Wesley Celichowski*	C	7-0	Georgetown, IN
Josh Gatete	F	6-9	Granger, IN
Kolby Gilles*	F	6-5	Chicago, IL
Warren Gorman	F	6-7	Washington, DC
Luke Kearney*	F	6-7	Phoenix, AZ
Nate Robinson	G	5-9	Orlando, FL
Brady Ruggles*	G	6-6	Wheaton, IL
Caleb Walker*	F	6-9	Jefferson City, MO

*At USAFA Prep School in 2022-23

Percentage Returning for Air Force in 2023-24

.....	Total
Scoring	51%
Rebounding.....	65%
Games Started	63%
Minutes	55%

FIRST NON-SENIOR TEAM SINCE 1987

Air Force has no seniors on its team. It is the first Air Force team without a senior in 37 years, dating back the 1986-87 season.

NEW STAFF MEMBERS

- Air Force welcomes two new assistant coaches to the staff in 2023-24.
- Derek Brooks, who is a 2011 USAFA graduate. Brooks comes to the Academy after a stint at Siena last season.
- Jehyve Floyd, who is a 2019 graduate of Holy Cross. Floyd was playing professionally overseas and this is his first season coaching.

UPPERCLASSMEN

After having just three upperclassmen last season, the Falcons have doubled that total with six. Air Force has been one of the youngest teams in the nation the previous two seasons.

TEXAS WELL REPRESENTED

Seven of the 20 players on the roster hail from the state of Texas, the most of any state.

Texas Natives (Hometown)

Fr. Sam Akinrelere (Houston)
 Jr. Beau Becker (Dallas)
 Fr. Wyatt Boeker (Tomball)
 So. Corbin Green (Midlothian)
 Jr. Jeffrey Mills (Flower Mound)
 So. Rytis Petraitis (Arlington)
 Jr. Ethan Taylor (Houston)

TAYLOR NAMED TEAM CAPTAIN

Junior guard Ethan Taylor has been named team captain for 2023-24. Taylor is a two-year starter, having started 58 of 59 career games entering the season. Taylor has led the team in assists each of his first two years. He recorded the first-ever triple double in program history as a freshman against Nevada in 2021.

PETRAITIS COMING OFF STANDOUT FRESHMAN SEASON

Sophomore forward Rytis Petraitis is coming off a standout freshman season. He ranked second on the team in scoring last year, averaging 10.4 points and led the team in rebounding, pulling down 6.2 boards per game. His 332 points and 198 rebounds both rank second all-time at Air Force amongst freshmen. Petraitis earned team MVP honors last year. His 161 free throw attempts set a school freshman record and his 104 free throw attempts in conference play set a new MW freshman record. Petraitis also earned MW Freshman of the Week honors six times last year.

BECKER BECOMES CONTRIBUTOR

After not appearing in a game as a freshman, Beau Becker not only cracked the lineup as a sophomore, he became an integral part of the offense. Becker was third on the team in scoring, averaging 7.4 points per game and was fourth in three's made with 32. In addition to his offense, he was tied for second on the team with 23 blocked shots.

MILLS EFFICIENT WITH BALL

Junior guard Jeffrey Mills was Air Force's most efficient passer last season, leading the team with a 2.43 assist/turnover ratio. He was third on the team with 73 assists, while committing just 30 turnovers. Mills started 26 games for the Falcons last season.

GREEN STRONG IN POST

Sophomore Corbin Green had a solid freshman season. He averaged 6.5 ppg and 2.8 rebounds per game. He led the team with 34 blocked shots and 51.8 percent shooting from the field.

JOE SCOTT ERA PART II

Joe Scott took over the helm of Air Force basketball for the second time in 2020-21. Scott was previously Air Force's head coach for four seasons from 2000-04, amassing a 51-63 record during that time. Scott guided the Falcons to its first-ever Mountain West title in 2003-04, as the Falcons posted a 22-7 overall record and 12-2 conference mark.

SCOTT THE FIRST TWO-TIME MW COACH

Joe Scott is the first men's basketball coach to coach the same program twice during the Mountain West era.

AIR FORCE'S 3-POINT STREAK

Air Force has hit at least one 3-pointer in 368 straight games dating back to Nov. 21, 2009 vs. Northern Colorado.

PRINCETON FAMILY

Basketball at Princeton is a family affair for Joe Scott. Scott is a 1987 Princeton graduate, having played four years for the Tigers under legendary coach Pete Carrill. Scott's wife, Leah, is a 1992 Princeton grad and was a four-year starter with the Tigers women's basketball program. The Princeton legacy continues as Joe and Leah's son Jack, is a sophomore guard on the Princeton basketball team in 2023-24.

STAFF FAMILIARITY

Head coach Joe Scott has surrounded himself with familiar faces so far in his tenure at Air Force.

Nearly the entire staff have worked with or played under Scott in prior stops.

Prior Stints with Joe Scott

David Metzendorf (assistant w/Scott at Holy Cross)

Lt. Col. Matt Crow (player at Air Force)

Maj. Marc Holum (player at Air Force)

Jared Czech (grad. assistant at Denver)

Jon Jordan (assistant during Scott's first stint at AF and assistant at Denver)

Jehyve Floyd (player for Scott at Holy Cross)

Notable from 2022-23:Team

- Nine non-conference wins was third-most ever and most since 2003-04 season.
- 151 NET ranking is improvement of 113 spots from 264 finish in 2021-22.
- Program record 127 blocked shots.
- Program record 59 blocks shots in MW games.
- Program record 272 assists in MW games.
- Collegiate Hoops Roadshow Champion with sweep of USC-Upstate and MVSU.
- Posted winning record at home with 10-9 record.
- MW Freshman of the week eight times by three players (Most in MW).
- Six different freshmen of the week in last two years (Most in the nation).
- Ninth in the nation in three-point field goal defense (29.3).
- 45.6 percent shooting in MW games is best since

2006.

- 66.0 percent from field vs. New Mexico best in a MW game since 2006.

Individual (Returner Notables)

- Fr. F. Rytis Petraitis sets AF MW era scoring record with 332 points (2nd all-time).
- Fr. F. Rytis Petraitis sets AF freshman free throw attempts and made records (113-161)
- Fr. F. Rytis Petraitis sets MW freshman free throw attempts record in MW games (104)
- Fr. F. Corbin Green with double-double in first-career game (first time since 1999 Tom Bellairs).
- Fr. F. Corbin Green ties school record with six blocked shots against UAPB on Nov. 30.
- Fr. F. Corbin Green 34 blocked shots is 2nd-most by a freshman and 4th best in a season at Air Force.
- Fr. F. Corbin Green Collegiate Hoops Roadshow All-Tournament Team

AIR FORCE AND THE MOUNTAIN WEST CONFERENCE

Air Force is in its 25th season as a charter member of the Mountain West Conference. Air Force has one MW title, winning the regular season championship in 2004-05. Air Force is 6-24 all-time at the MW Championships. The Falcons have never advanced past the quarterfinals of the tournament.

Air Force's Mountain West Record

Year	Coach	W	L	W	L	Place	MW Tournament
1999-00	Reggie Minton	8	20	4	10	7th	reached MW quarterfinals (0-1)
2000-01	Joe Scott	8	21	3	11	8th	reached MW quarterfinals (0-1)
2001-02	Joe Scott	9	19	3	11	T-7th	reached MW quarterfinals (0-1)
2002-03	Joe Scott	12	16	3	11	8th	reached MW quarterfinals (0-1)
2003-04	Joe Scott	22	7	12	2	1st	reached MW quarterfinals (0-1)
2004-05	Chris Mooney	18	12	9	5	3rd	reached MW quarterfinals (0-1)
2005-06	Jeff Bzdelik	24	7	12	4	T-2nd	reached MW quarterfinals (0-1)
2006-07	Jeff Bzdelik	26	9	10	6	T-3rd	reached MW quarterfinals (0-1)
2007-08	Jeff Reynolds	16	14	8	8	5th	reached MW quarterfinals (0-1)
2008-09	Jeff Reynolds	10	21	0	16	8th	won prelim, reached MW quarterfinals (1-1)
2009-10	Jeff Reynolds	10	21	1	15	8th	won prelim, reached MW quarterfinals (1-1)
2010-11	Jeff Reynolds	16	16	6	10	T-6th	reached MW quarterfinals (0-1)
2011-12	Reynolds/Pilipovich	13	16	3	11	T-7th	reached MW quarterfinals (0-1)
2012-13	Dave Pilipovich	18	14	8	8	6th	reached MW quarterfinals (0-1)
2013-14	Dave Pilipovich	12	18	6	12	10th	lost in prelims (0-1)
2014-15	Dave Pilipovich	14	17	6	12	9th	won prelim, reached MW quarterfinals (1-1)
2015-16	Dave Pilipovich	14	18	5	13	10th	lost in prelims (0-1)
2016-17	Dave Pilipovich	12	21	4	14	T-10th	won prelim, reached MW quarterfinals (1-1)
2017-18	Dave Pilipovich	12	19	6	12	9th	lost in prelims (0-1)
2018-19	Dave Pilipovich	14	18	8	10	6th	won prelim, reached MW quarterfinals (1-1)
2019-20	Dave Pilipovich	12	20	5	13	9th	won prelim, reached MW quarterfinals (1-1)
2020-21	Joe Scott	5	20	3	17	10th	lost in prelims (0-1)
2021-22	Joe Scott	11	18	4	13	10th	lost in prelims (0-1)
2022-23	Joe Scott	14	18	5	13	10th	lost in prelims (0-1)
2023-24	Joe Scott	7	3				

MW 8 teams from 1999-05

MW 9 teams from 2006-11

MW 8 teams in 2011-12

MW 9 teams in 2012-13

MW 11 teams from 2013-Present

Head Coach Joe Scott



Joe Scott enters year four of his second stint as head men's basketball coach at Air Force for the 2023-24 season.

Scott, who led the Air Force men's basketball program from 2001-04 to unprecedented heights, returns to the Academy to once again to lead the program,

announced on March 31, 2020, by Director of Athletics Nathan Pine.

A veteran of 31 years in the coaching ranks and 18 as a head coach, Scott returned to the Academy in 2020-21 after spending the previous two seasons as an assistant coach at Georgia. During his time at Georgia, Scott worked with freshman guard Anthony Edwards, who went on to become the top selection in the 2020 NBA Draft by the Minnesota Timberwolves.

Scott, who in 2013 was tabbed one of the nation's top-20 "Xs & Os" coaches in a survey of his peers by ESPN's Jeff Goodman, was also head coach at Princeton, his alma mater, for three campaigns and Denver for nine seasons.

Scott first came to the Academy in 2001, taking over a program that had not had a winning season in 22 years and led it to new levels of success. In just four seasons he led the Falcons to their only Mountain West regular season title, first NCAA tournament appearance in 42 years, a top 25 national ranking and a then-school-record 22 wins. He was named MW coach of the year, National Association of Basketball Coaches (NABC) coach of the year and finished fourth in the balloting for Associated Press national coach of the year in 2004. Scott compiled a 22-4 (.846) record at home over his final two seasons, including a 3-0 mark in 2003-04. Attendance surged by more than 300 percent during his time leading the Falcons.

Scott was the head coach at Princeton from 2004-07. The Tigers finished first nationally in scoring defense in 2006-07 after being second in Scott's first two seasons.

From 2007-16, Scott was head coach at Denver where he inherited a program that was 4-25 and ranked 335th (of 336) in the NCAA RPI prior to his arrival. He led the program to a school-record 22 Division I victories in 2012 and 2013. In 2012, Scott was a finalist for the Hugh Durham Award as the nation's top mid-major head coach. In 2013, Denver shared the WAC regular-season title, earned a National Invitational Tournament (NIT) bid and secured its first postseason win ever. Within his first five years, Denver was a top 100 RPI team and a top 65 RPI team at the end of his sixth season. Denver was 75-15 (.833) at home over a six year stretch, including a 15-game home winning streak which tied as the ninth longest in the nation entering 2010-11. Denver also had the fifth largest attendance increase in the country in 2011-12.

Not afraid of difficult situations and rebuilding programs, Scott has a 235-240 career record in 16 seasons as a head coach while recruiting and coaching 29 all-league players (10 in the Mountain West, four in the Ivy League, six in the Western Athletic Conference, five in the Sun Belt and four in the Summit). His teams have been known for playing with tenacity, tempo and collective toughness. His teams showed continued improvement and developed a culture of winning.

Before breaking into the head coaching ranks, Scott was an assistant coach at Monmouth and at Princeton. While at Princeton, Scott helped the Tigers to five consecutive postseason appearances, with trips to the 1996, 1997 and 1998 NAAs and the 1999 and 2000 NITs. The Tigers won three Ivy League titles from 1996-98, including perfect 14-0 records in the final two seasons. Princeton upset defending national champion UCLA in the 1996 NCAA Tournament and ranked as high as No. 7 nationally in 1998 en route to earning a No. 5 NCAA seed, the highest ever for an Ivy League team.

Scott spent two seasons on Bill Carmody's staff

The Scott File

2003-04 Mountain West Coach of Year
2003-04 MW Champions (first and only at AF)
2003-04 NCAA Tournament Participant

Education

College: Princeton
B.A., History, 1987
Four-year letterman, 2x All-Ivy League PG

Hometown: Pelican Island, NJ
High School: Toms River East

Coaching Career (30th year/17th as HC)

Monmouth	
Assistant Coach	1991-92
Princeton	
Assistant Coach	1992-00
Air Force	
Head Coach	2000-04
Princeton	
Head Coach	2004-2007
Denver	
Head Coach	2007-16
Holy Cross	
Assistant Coach	2016-18
Georgia	
Assistant Coach	2018-20
Air Force	
Head Coach	2020-Present

at Holy Cross. Carmody was an assistant coach at Princeton when Scott was a four-year letterwinner from 1983-87. Scott also served as an assistant coach along with Carmody under Pete Carril from 1992-96.

Scott was a three-year starter and two-time All-Ivy selection at point guard at Princeton. As a freshman, he helped the Tigers win the Ivy League title and reach the second round of the NCAA Tournament. Scott led Princeton in steals as a sophomore, junior and senior and still ranks No. 7 among the Tigers' career leaders with 144. Scott connected on what was then a school-record 59 3-pointers as a senior. He scored 809 points in 99 career outings which is an 8.2 career scoring average.

Scott earned his bachelor's degree in history from Princeton in 1987 and then secured his law degree from Notre Dame in 1990. He worked for the Morristown, N.J., law firm of Ribis, Graham & Curtin before beginning his coaching career.

A native of Pelican Island, N.J., Scott was a three-sport prep star (basketball, football and baseball) at Toms River East High. He has been inducted into four halls of fame – the Tom Rivers Schools Athletic Hall in 2004, both the NJSIAA and the Toms River Regional Schools Halls in 2005 and the Jersey Shore Sports Hall in 2013.

Scott is married to the former Leah Spraragen, a 1992 Princeton graduate who was a four-year starter at point guard for the Tigers and was an assistant coach at Princeton, Dartmouth and Arizona State. The Scotts have two sons, Ben and Jack. Jack is a sophomore at Princeton and is a member of the basketball team.

Joe Scott Head Coaching Record			
Year	School	Record	Conf/Finish
2000	Air Force	8-21	3-11/7th MW
2002	Air Force	9-19	3-11/8th MW
2003	Air Force	12-16	3-11/8th MW
2004	Air Force	22-7	12-2/1st MW - 1st MW Title at AF - NCAA Round of 64
(4 years)		51-63	21-35
2005	Princeton	15-13	6-8/6th Ivy
2006	Princeton	12-15	10-4/2nd Ivy
2007	Princeton	11-17	2-12/8th Ivy
(3 years)		38-45	18-14
2008	Denver	11-19	7-11/5th Sun Belt - West
2009	Denver	15-16	9-9/3rd Sun Belt - West
2010	Denver	19-13	10-8/3rd Sun Belt - West
2011	Denver	13-17	9-7/3rd Sun Belt - West
2012	Denver	22-9	11-5/3rd Sun Belt - West
2013	Denver	22-10	16-2/T1st - WAC - NIT Round of 16 (2nd round)
2014	Denver	16-15	8-6/4th Summit League
2015	Denver	12-18	6-10/T6th Summit League
2016	Denver	16-15	7-9/6th Summit League
(9 years)		146-132	
2021	Air Force	5-20	3-17/10th MW wins over Nevada and Wyoming
2022	Air Force	11-18	4-13/9th MW 10 freshmen on roster
2023	Air Force	14-18	5-13/10th MW 3rd most Div. I non-conf. wins ever
2024	Air Force	7-3	
(4th/8th year)		88-122	
Total (18 yrs)		272-299	

Joe Scott vs. Opponents

OPPONENT	TOTAL	W	L	OPPONENT	TOTAL	W	L	OPPONENT	TOTAL	W	L
Air Force	1	0	1	Montana State	1	1	0	Weber State	1	1	0
Alabama A&M	1	1	0	Morgan State	1	1	0	Western Illinois	6	5	1
Alaska-Anchorage	1	1	0	Navy	4	2	2	Western Kentucky	6	4	2
Alcorn State	2	2	0	Nevada	5	1	4	William & Mary	1	1	0
Arkansas State	13	9	4	New Mexico	14	7	7	Wisconsin-Milwaukee	2	1	1
Arkansas-Little Rock	9	2	7	New Mexico State	1	0	1	Wyoming	26	10	16
Arkansas-Pine Bluff	4	4	0	New Orleans	8	4	4	Yale	7	4	3
Army	1	1	0	North Carolina	1	0	1	Career	571	272	299
Auburn	1	0	1	North Dakota State	10	2	8	MW	TOTAL	W	L
Belmont	4	2	2	North Texas	9	3	6	Boise State	7	1	6
Bethune-Cookman	1	1	0	Northern Arizona	2	1	1	Colorado State	23	7	16
Bowling Green	1	0	1	Northern Colorado	7	4	3	Fresno State	6	1	5
Boise State	7	1	6	Northern Iowa	4	1	3	Nevada	5	1	4
Brown	6	2	4	NW State	1	1	0	New Mexico	14	7	7
Bryant	1	0	1	Oakland	2	0	2	San Jose State	8	4	4
Bucknell	1	1	0	Ohio	1	1	0	San Diego State	13	3	10
BYU	9	2	7	Oklahoma	1	0	1	UNLV	14	3	12
Cal	4	1	3	Omaha	9	7	2	Utah State	13	5	8
Cal State Northridge	4	3	1	Oral Roberts	4	2	2	Wyoming	26	10	16
Carnegie Mellon	1	0	1	Oregon	1	0	1	Overall MW Career	130	42	88
Central Connecticut St.	1	1	0	Prairie View A&M	1	1	0	Overall MW at AF	118	33	85
Charleston Southern	1	1	0	Penn	6	2	4	MW Regular Season	112	33	79
The Citadel	1	1	0	Penn State	1	0	1	MW Tournament	7	0	7
Colorado	1	0	1	Pepperdine	1	0	1	Joe Scott vs. Ranked Opponents			
Colorado State	23	7	16	Portland	4	1	3	11/17/01, #18 Wake Forest	L, 44-84		
Colgate	1	0	1	Portland State	3	1	2	11/14/01, #8 Missouri	L, 58-86		
Columbia	6	4	2	Rice	2	1	1	12/1/01, #24 Fresno St.	L, 52-68		
Coppin State	1	1	0	Rutgers	3	1	2	3/18/04, #18 North Carolina	L, 52-63		
Cornell	7	2	5	San Diego	1	1	0	11/12/04, #6 Syracuse	L, 45-56		
Davidson	2	1	1	San Diego State	13	3	10	1/5/05, #5 Duke	L, 46-59		
Dartmouth	6	3	3	San Jose State	8	4	4	12/17/05, #16 Wake Forest	L, 42-61		
Delaware	2	1	1	Santa Clara	2	1	1	11/26/11, #18 Cal	L, 59-80		
Denver	5	3	2	Savannah State	2	2	0	1/4/22, #20 Colorado St.	L, 59-67		
Drake	1	0	1	Seattle	4	3	1	1/22/22, #23 Colorado St.	L, 53-73		
Drexel	1	0	1	Seton Hall	1	0	1	2/19/22, #22 Wyoming	L, 65-73		
Duke	1	0	1	South Alabama	8	5	3	1/27/23, #25 New Mexico	L, 73-81		
East Central (Okla)	1	1	0	South Carolina	1	0	1	0-12			
Eastern Washington	2	0	2	South Carolina State	1	0	1				
Fort Wayne	7	2	5	South Dakota	10	7	3				
Fresno State	6	1	5	South Dakota State	10	4	6				
Florida Atlantic	6	3	3	Southern	1	1	0				
Florida International	7	5	2	Southern Mississippi	2	1	1				
Georgia Southern	2	2	0	Southern Utah	1	1	0				
Grambling State	1	1	0	Stanford	4	0	4				
Harvard	7	4	3	Stetson	1	1	0				
Haverford	1	1	0	St. Francis	1	1	0				
Holy Cross	2	2	0	St. Joseph's	1	1	0				
Houston	1	1	0	St. Mary's	3	1	2				
Idaho	2	2	0	Syracuse	1	0	1				
Idaho State	2	2	0	Tarleton State	2	1	1				
Iona	2	1	1	Temple	2	0	2				
IUPUI	6	2	4	Tennessee Tech	2	0	2				
Lafayette	3	2	1	Texas Southern	1	1	0				
Lamar	3	2	1	Texas State	3	2	1				
Lehigh	3	2	1	Texas-Arlington	3	3	0				
Liberty	2	2	0	Texas-Rio Grande Valley	4	1	3				
Lindenwood	1	1	0	Texas-San Antonio	2	2	0				
Lipscomb	1	1	0	Texas A&M-Commerce	1	0	1				
LIU	1	1	0	Texas A&M-Corpus Christi	6	6	0				
Long Beach State	1	0	1	Troy	5	2	3				
Louisiana Tech	2	1	1	Tulane	1	1	0				
Louisiana-Lafayette	10	5	5	Tulsa	1	1	0				
Louisiana-Monroe	10	8	2	UAB	1	0	1				
Louisville	1	0	1	UC Irvine	1	0	1				
Loyola (Ill.)	1	0	1	UC Riverside	2	1	1				
Loyola (Md.)	1	1	0	UC Santa Barbara	1	0	1				
Manhattan	1	1	0	UNLV	15	3	12				
Marshall	1	1	0	USC-Upstate	1	1	0				
Maryland	1	0	1	Utah State	13	5	8				
Mercer	2	1	1	Utah	9	3	6				
Middle Tennessee	7	3	4	Utah Valley	1	1	0				
Mississippi Valley State	1	0	0	UTEP	3	2	1				
Missouri	1	0	1	VMI	2	2	0				
Monmouth	2	1	1	Wake Forest	2	0	2				
Montana	4	2	2								

The Last Time ...

IN THE RANKINGS (Listed AP/ESPN-USA Today Coaches Poll)

Air Force was ranked	Feb. 26, 2007, AP (25th) Feb. 26, 2007, ESPN/USA Today (20th)
Air Force faced a ranked opponent	Jan. 27, 2023 at No. 25/RV New Mexico: AF lost 81-73
Air Force defeated a ranked opponent	March 9, 2013 vs. No. 12/11 New Mexico: AF won 89-88 at USAFA
Air Force lost to a ranked opponent	Jan. 27, 2023 at No. 25/RV New Mexico: AF lost 81-73
Air Force defeated a ranked opponent at home	March 9, 2013 vs. No. 12/11 New Mexico: AF won 89-88 at USAFA
Air Force defeated a ranked opponent on the road	Never
Air Force faced a top 10 ranked opponent	March 5, 2020 vs. No. 5/5 San Diego State: AF lost 73-60 at MW quarterfinals in Las Vegas, Nev.

OVERTIME / THE LAST SECOND

Air Force won an overtime game	Nov. 17, 2023 vs. William & Mary: Air Force won 80-71 in OT
Air Force lost an overtime game	March 8, 2023 at UNLV (MW Championships): AF lost 78-70 in OT
Air Force won a buzzer-beater (or within last 5 seconds)	Jan. 26, 2019 at SJSU: AF won on a Chris Joyce three with 5 seconds left in 73-71 in 2OT in San Jose, Calif.
Air Force lost a buzzer-beater (or within last 5 seconds)	Feb. 24, 2023 at UNLV: AF lost 54-53 as Elijah Harkness made put back with 1.8 seconds left

DOUBLE-FIGURE SCORING

Air Force had one in double figures	Jan. 31, 2023, vs. Boise State: Rytis Petraitis (20)
Air Force had two in double figures	Nov. 26, 2023 at South Dakota: Rytis Petraitis (18), Beau Becker (10)
Air Force had three in double figures	Dec. 9, 2023, vs. Eastern Washington: Ethan Taylor (22), Beau Becker (17), Rytis Petraitis (13)
Air Force had four in double figures	Nov. 16, 2023 vs. Lindenwood: Taylor (21), Mills (17), Becker (13), Beasley (11)
Air Force had five in double figures	Dec. 3, 2023, at Portland: Petraitis (20), Taylor (16), Boylan (15), Becker (11), Mills (10)
Air Force had six in double figures	Jan. 16, 2020, vs. UNLV: R. Swan (22), C. Morris (19), AJ Walker (15), C. Joyce (14), L. Scottie (14), Akaya (10)
Air Force had five starters in double figures	Nov. 14, 2017, vs. Canisius: L. Scottie (18), R. Manning (15), F. Toohey (13), J. Van (13), T. Lyons (12)
Air Force had two players with 20-plus points	Nov. 17, 2023, vs. William & Mary: Beau Becker (31), Ethan Taylor (24)

INDIVIDUAL SCORING

Air Force player had 20 or more points	Dec. 9, 2023 at Eastern Washington	Ethan Taylor (22)
Air Force player had 20 or more points in a half	Jan. 17, 2023 vs. Wyoming	Beau Becker (20 - 2nd half)
Air Force player had 30 or more points	Nov. 17, 2023 vs. William & Mary	Beau Becker (31)
Air Force player had 40 or more points	Feb. 16, 2013 vs. Colorado St.	Michael Lyons (45)
Opponent player had 20 or more points	Dec. 9, 2023 vs. Eastern Washington	Jake Kyman (25)
Opponent player had 30 or more points	March 8, 2023 at UNLV	Elijah Harkless (35)
Opponent player had 40 or more points	Feb. 5, 2022 vs. New Mexico	Jaalen House (42)

INDIVIDUAL THREE'S

Air Force player had 7 or more three's	Nov. 23, 2022 vs. MVSU	Camden Vander Zwaag (7)
Air Force player had 6 or more three's	Nov. 17, 2023 vs. William & Mary	Ethan Taylor (6)
Air Force player had 5 or more three's	Dec. 9, 2023 vs. Eastern Washington	Beau Becker (5)

INDIVIDUAL REBOUNDING

Air Force player had 10 or more rebounds	Nov. 17, 2023 vs. William & Mary	Ethan Taylor (10)
Air Force player had 15 or more rebounds	Nov. 6, 2023 vs. Portland State	Kellan Boylan (15)
Air Force player had 20 or more rebounds	Nov. 29, 1978 vs. Washburn (KS)	Randy Gricius (21)
Opponent player had 10 or more rebounds	Nov. 10, 2023 vs. LIU	Tana Kopa (10)

INDIVIDUAL ASSISTS

Air Force player had five-plus assists	Nov. 26, 2023 at South Dakota	Kellan Boylan (5)
Air Force player had 10-plus assists	Jan. 15, 2022 vs. Nevada	Ethan Taylor (10)

INDIVIDUAL BLOCKS

Air Force player had three-plus blocks	Nov. 26, 2023 vs. South Dakota	Ethan Taylor (3)
Air Force player had four-plus blocks	Nov. 22, 2023 vs. VMI	Beau Becker (4)
Air Force player had five-plus blocks	Nov. 30, 2022 vs. UAPB	Corbin Green (6)

INDIVIDUAL STEALS

Air Force player had five-plus steals	Dec. 3, 2023 at Portland	Kellan Boylan (5)
Air Force player had seven steals	Nov. 20, 2013, vs. Colorado Christian	Max Yon (7)

DOUBLE DOUBLE

Air Force player had a double-double (point-rebound)	Nov. 10, 2023 vs. LIU	Ethan Taylor (26 pts, 12 reb)
Air Force player had a double-double (point-assists)	Feb. 6, 2018, vs. Colorado St.	Trevor Lyons (10 pts, 10 ast)
Air Force had two players with a double-double	Feb. 26, 2020, vs. New Mexico	Ryan Swan (14 pts, 11 reb) Sid Tomes (10 pts, 10 reb)

TRIPLE DOUBLE

Air Force player had a triple double (point-rebound-assists)	Jan. 15, 2022 vs. Nevada	Ethan Taylor (14P, 10R, 10A)
---	--------------------------	------------------------------

The Last Time ...

SCORING

Air Force scored 100 or more points	Dec. 31, 2019 vs. UC Riverside	AF (105) - AF won 105-56
Air Force scored 90 or more points	Feb. 15, 2020 vs. San Jose St.	AF (95) - AF won 95-86
Air Force scored 80 or more points	Dec. 3, 2023 at Portland	AF (80) - AF won 82-58
Air Force scored fewer than 50 points	Feb., 22, 2022 vs. Fresno State	AF (40) - AF lost 65-40
Opponent scored 100 or more points	Dec. 7, 2019 vs. Nevada	Nevada (100) - AF lost 100-85
Opponent scored 90 or more points	Feb. 5, 2022 vs. New Mexico	UNM (91) - AF lost 91-77
Opponent scored fewer than 50 points	Jan. 14, 2023 vs. Fresno State	Fresno St. (48) - AF won 51-48
Opponent scored fewer than 40 points	Nov. 30, 2014 vs. Grambling State	GSU (34) - AF won 59-34

REBOUNDING

Air Force had more than 50 rebounds	Jan. 7, 2020 vs. Utah State	AF (50)
Air Force had more than 40 rebounds	Nov. 21, 2022 vs. USC-Upstate	AF (44)
Air Force had fewer than 25 rebounds	Feb. 7, 2023 vs. Colorado State	AF (23)
Opponent had more than 50 rebounds	Jan. 26, 2019 vs. San Jose St.	SJSU (56)
Opponent had more than 40 rebounds	Jan. 21, 2023 vs. San Diego State	SDSU (45)
Opponent had fewer than 25 rebounds	Dec. 18, 2022 vs. Tarleton State	TAR (22)

ASSISTS

Air Force had more than 20 assists	Nov. 10, 2023 at LIU	AF (22)
Air Force had more than 15 assists	Dec. 6, 2023 at Portland	AF (19)
Air Force had fewer than 10 assists	Jan. 31, 2023 vs. Boise State	AF (9)

BLOCKS

Air Force had more than 7 blocks	Nov. 30, 2022 vs. UAPB	AF (10)
Air Force had more than 5 blocks	Nov. 19, 2023 vs. Omaha	AF (6)

STEALS

Air Force had more than 10 steals	Dec. 9, 2023 vs. Eastern Washington	AF (11)
Air Force had fewer than 5 steals	Nov. 19, 2023 vs. Omaha	AF (4)

FIELD GOALS

Air Force had more than 40 field goals made	Jan. 16, 2019 vs. UNLV	AF (40)
Air Force had more than 30 field goals made	Dec. 3, 2023 at Portland	AF (31)
Air Force had fewer than 20 field goals made	Feb. 3, 2023 at Nevada	AF (19)
Air Force had more than 70 field goal attempts	Jan. 11, 2020 at New Mexico	AF (71)
Air Force had more than 60 field goal attempts	Jan. 30, 2021 vs. San Jose State	AF (61)
Air Force had fewer than 40 field goal attempts	Dec. 31, 2020 vs. Utah State	AF (39)
Air Force shot over 60 percent from the field	Feb. 10, 2023 vs. New Mexico	AF (.660)
Air Force shot over 50 percent from the field	Dec. 3, 2023 at Portland	AF (.544)
Air Force shot less than 30 percent from the field	Jan. 21, 2020 at Utah State	AF (.294)

3-POINT FIELD GOALS

Air Force had more than 15 three-point field goals	Dec. 4, 2019 at Wyoming	AF (17)
Air Force had more than 10 three-point field goals	Dec. 9, 2023 vs. Eastern Washington	AF (11)
Air Force had fewer than five three-point field goals	Jan. 31, 2023 vs. Boise State	AF (4)
Air Force did not make a three-point field goal	Nov. 21, 2009 vs. Northern Colorado	AF (0)
Air Force had more than 30 three-point field goal attempts	Nov. 7, 2022 at Bowling Green	AF (34)
Air Force had fewer than 10 three-point field goal attempts	Jan. 29, 2014 at Boise State	AF (6)
Air Force shot over 50 percent on three-pointers	Nov. 17, 2023 vs. William & Mary	AF (.500)
Air Force shot over 40 percent on three-pointers	Nov. 16, 2023 vs. Lindenwood	AF (.471)
Air Force shot less than 25 percent on three-pointers	Nov. 6, 2023 vs. Portland State	AF (.240)

FREE THROWS

Air Force had more than 30 free throws made	Nov. 14, 2017 vs. Canisius	AF (38)
Air Force had more than 20 free throws made	Nov. 16, 2023 vs. Lindenwood	AF (28)
Air Force had fewer than 10 free throws made	Dec. 6, 2023 at Portland	AF (9)
Air Force had more than 30 free throw attempts	Nov. 16, 2023 vs. Lindenwood	AF (38)
Air Force had more than 20 free throw attempts	Nov. 10, 2023 at LIU	AF (23)
Air Force had fewer than 10 free throw attempts	Nov. 12, 2023 at Delaware	AF (7)
Air Force had fewer than five free throw attempts	Feb. 22, 2022 vs. Fresno State	AF (5)
Air Force shot 100 percent on free throws	Dec. 28, 2022 vs. San Diego State	AF 1.000 percent (5-for-5)
Air Force shot over 90 percent on free throws	March 8, 2023 at UNLV	AF .900 percent (18-for-20)
Air Force shot less than 50 percent on free throws	Nov. 22, 2023 vs. VMI	AF .429 percent (6-for-14)

FOULS

Air Force had more than 20 fouls	Nov. 16, 2023 vs. Lindenwood	AF (22)
Air Force had fewer than 10 fouls	Nov. 22, 2023 vs. VMI	AF (9)
Air Force had fewer than five fouls		

TURNOVERS

Air Force had more than 20 turnovers	Feb. 21, 2023 vs. Fresno State	AF (21)
Air Force had fewer than 10 turnovers	Nov. 26, 2023 at South Dakota	AF (8)
Air Force had fewer than five turnovers	Dec. 9, 2022 vs. Arkansas State	AF (5)

Starting Lineups

Guard	Guard	G/F	G/F	Forward	Total	Games	Record
Taylor	Mills	Beasley	Boylan	Becker	10	10	7-3

Margin of Victory/Defeat

Margin	1	2	3	4	5	6	7	8	9	10	11-15	16-19	20-24	25+
Wins	1	1							1	1	1	1	1	
Losses					1		1	1						

Team Notes

Biggest Lead.....	29, LIU 11/10 (MW).....
Biggest Deficit	18, Eastern Washington 12/9 (MW).....
Biggest Lead/Win	29, LIU 11/10 (MW).....
Biggest Lead/Loss	5, Portland St. 11/6 (MW).....
Biggest Deficit Overcome	6, LIU 11/10 (MW).....
Biggest Halftime Lead.....	16, twice (MW).....
Biggest Halftime Deficit	15, EWU 12/9 (MW).....
Most Points Half	43, twice (MW).....
Most Pts Allowed Half	401, EWU 12/9 (MW).....
Fewest Points Half	19, Delaware 11/12 (MW).....
Fewest Pts Allowed Half	20, VMI 11/22 (MW).....

Individual Highs

10-Plus Points	23-24	Career
Ethan Taylor	9	27
Beau Becker	9	16
Rytis Petraitis	3	22
Jeffrey Mills	3	9
Chase Beasley	2	2
Kellan Boylan	2	2
Corbin Green	1	8
Byron Brown	1	1

20-Plus Points	23-24	Career
Ethan Taylor	5	5
Beau Becker	2	3
Rytis Petraitis	1	4

10-Plus Rebounds	23-24	Career
Kellan Boylan	2	2
Ethan Taylor	1	4
Rytis Petraitis		8
Beau Becker		1
Corbin Green		1

10-Plus Assists	22-23	Career
Ethan Taylor		1

Points Leader*	23-24	Career
Ethan Taylor	6	12
Beau Becker	3	5
Rytis Petraitis	2	7
Chase Beasley	1	1
Jeffrey Mills		1

Rebounds Leader*	23-24	Career
Kellan Boylan	4	4
Beau Becker	3	8
Ethan Taylor	2	13
Rytis Petraitis	1	18
Corbin Green	1	5
Jeffrey Mills	1	2

Assists Leader*	23-24	Career
Ethan Taylor	4	29
Jeffrey Mills	3	16
Kellan Boylan	3	3
Rytis Petraitis	1	10
Beau Becker	1	2
Chase Beasley	1	1
Corbin Green		2

*- Includes ties

Miscellaneous	23-24	Career
Double-Doubles		
Ethan Taylor	1	3
Rytis Petraitis		7
Corbin Green		1

Triple-Doubles	23-24	Career
Ethan Taylor (P-R-A)		1

Multiple players in double figures

# of Players	#	Most Recent
One Player		
Two Players	3	South Dakota
Three Players	5	EWU
Four Players	1	Lindenwood
Five Players	1	Portland

Air Force Record when...

Leading at the half.....	7-0
Trailing at the half	0-3
Tied at the half.....	0-0

Leading with 10:00 remaining.....	7-1
Trailing with 10:00 remaining.....	0-2
Tied with 10:00 remaining.....	0-0

Leading with 5:00 remaining.....	7-1
Trailing with 5:00 remaining.....	1-2
Tied with 5:00 remaining.....	0-1

Overtime games	1-0
----------------------	-----

Air Force out-rebounds opponent.....	4-0
Air Force out-rebounded.....	3-2
Rebounds tied	0-1

Air Force commits more TOs.....	3-1
Opponent commits more TOs.....	4-1
Turnovers tied	0-1

Air Force out-shoots opponent.....	6-2
Air Force out-shot by opponent.....	1-1
FG percentage tied.....	0-0

Air Force scores less than 50:	0-0
Air Force scores 50-59.....	2-2
Air Force scores 60-69.....	1-1
Air Force scores 70-79.....	1-0
Air Force scores 80-89.....	3-0
Air Force scores 90-99.....	0-0
Air Force scores 100 or more.....	0-0

Air Force allows less than 50:	0-0
Air Force allows 50-59.....	5-0
Air Force allows 60-69.....	1-2
Air Force allows 70-79.....	1-1
Air Force allows 80-89.....	0-0
Air Force allows 90-99.....	0-0
Air Force allows 100 or more.....	0-0

In November	6-2
In December.....	1-1
In January.....	0-0
In February.....	0-0
In March	0-0

On Monday.....	0-1
On Tuesday.....	0-0
On Wednesday.....	1-0
On Thursday	1-0
On Friday	2-0
On Saturday.....	0-1
On Sunday	3-1

Gray Uni's	1-0
Black Uni's	1-0
Blue Uni's.....	2-1
White Uni's.....	3-2

Game-By-Game Leaders

Opponent	Date	Score	Points	Rebounds	Assists	Steals	Blocks
Portland State	11/6	55-62	14 - Beasley, Becker	15 - Boylan	5 - Taylor	2 - Taylor	2 - Becker
LIU	11/10	82-67	26 - Taylor	12 - Taylor	6 - Taylor	2 - Taylor	4 - Green
Delaware	11/12	57-65	24 - Taylor	5 - Boylan	4 - Mills	2 - Mills	2 - Beasley
Lindenwood	11/16	76-58	21 - Taylor	6 - Becker, Mills	3 - Becker, Boylan, Taylor	4 - Mills	2 - Becker, Boylan, Green
William & Mary	11/17	80-71	31 - Becker	10 - Boylan	5 - Beasley	3 - Boylan	3 - Boylan
Omaha	11/19	58-56	16 - Taylor	9 - Green	3 - Taylor	1 - 4 players	3 - Green
VMI	11/22	64-54	19 - Becker, Taylor	8 - Becker, Taylor	4 - Boylan, Mills	3 - Taylor	4 - Becker
South Dakota	11/26	58-57	18 - Petraitis	8 - Becker	5 - Boylan	5 - Mills	3 - Taylor
Portland	12/3	80-58	20 - Petraitis	6 - Boylan	4 - Mills	5 - Boylan	2 - Boylan
Eastern Wash.	12/9	68-73	22 - Taylor	8 - Petraitis	4 - Petraitis	3 - Mills	2 - Boylan

Points-Rebounds-Assists

			3	5	10	11	13	14	15	23	24	31	32	33
			Luke	Ethan	Caleb	Byron	Chase	Beau	Corbin	Kellan	Jeffrey	Rytis	Kolby	Brady
Opponent	Date	Score	Kearney	Taylor	Walker	Brown	Beasley	Becker	Green	Boylan	Mills	Petraitis	Gilles	Ruggles
Portland State	11/6	55-62	DNP	11-2-5^	DNP	3-0-0	14-2-3^	14-7-0^	0-2-0	7-15-2^	3-3-2^	DNP	3-2-0	DNP
LIU	11/10	82-67	2-0-0	26-12-6^	DNP	13-2-1	3-3-2^	20-6-1^	6-6-4	6-6-3^	4-2-5^	DNP	2-0-0	0-0-0
Delaware	11/12	57-65	DNP	24-4-3^	DNP	7-2-0	2-1-2^	10-4-2^	2-4-2	6-5-1^	6-3-4^	DNP	DNP	DNP
Lindenwood	11/16	76-58	2-0-0	21-4-3^	DNP	2-0-1	11-5-2^	13-6-3^	2-5-2	6-4-3^	17-6-0^	DNP	2-2-0	0-0-0
William & Mary	11/17	80-71	DNP	24-6-2^	DNP	4-1-2	2-3-5^	31-5-2^	1-0-0	8-10-2^	8-1-0^	DNP	2-0-1	DNP
Omaha	11/19	58-56	DNP	16-4-3^	DNP	2-2-0	2-2-1^	6-4-0^	11-9-1	13-6-2^	8-6-1^	DNP	0-0-2	DNP
VMI	11/22	64-54	DNP	19-8-3^	DNP	0-0-0	7-6-2^	19-8-2^	0-0-0	5-7-4^	14-3-4^	DNP	0-0-1	DNP
South Dakota	11/26	58-57	DNP	7-6-2^	DNP	4-2-1	2-2-0^	10-8-1^	2-1-0	6-4-5^	9-6-3^	18-6-2	0-0-0	DNP
Portland	12/3	80-58	1-0-0	16-4-3^	DNP	4-5-2	1-4-1^	11-4-3^	4-5-2	15-6-3^	10-1-4^	20-5-2	0-0-0	0-0-0
Eastern Wash.	12/9	68-73	DNP	22-2-3^	DNP	0-2-1	0-0-0^	17-4-1^	0-0-0	8-5-3^	8-4-2^	13-8-4	DNP	DNP

Game-By-Game Comparison

Teams	Score	By Half			Rebounds								Scoring By			
		(1-2-OT)	FG-FGA	Pct.	3G-3GA	Pct.	FT-FTA	Pct.	O-D-T	FL-D	AS	TO	ST	BL	Starters	Bench
Portland State	62	31-31	18-50	.360	7-27	.259	19-29	.655	14-27-41	18-0	5	12	2	3	38	24
Air Force	55	27-28	20-50	.400	6-25	.240	9-19	.474	9-25-34	24-0	13	12	6	2	49	6
LIU	67	27-40	23-61	.377	6-17	.353	15-24	.625	12-23-35	19-0	19	10	7	3	46	21
Air Force	82	43-39	28-55	.509	10-23	.435	16-23	.696	8-30-38	20-0	22	12	4	7	59	23
Delaware	65	29-36	22-49	.449	6-18	.333	15-20	.750	8-20-28	10-0	12	6	8	2	46	19
Air Force	57	19-38	23-49	.469	6-21	.286	5-7	.714	7-21-28	14-0	14	12	2	5	48	9
Lindenwood	58	29-29	16-50	.320	6-20	.300	20-23	.870	9-23-32	30-1	8	17	3	3	40	18
Air Force	76	41-35	20-44	.455	8-17	.471	28-39	.718	6-27-33	22-2	14	12	11	7	68	8
William & Mary	71	27-35-9	27-65	.415	9-28	.321	8-13	.615	12-25-37	21-1	7	9	2	0	56	15
Air Force	80	33-29-18	25-50	.500	12-24	.500	18-21	.857	3-28-31	14-0	14	10	6	6	73	7
Omaha	56	24-32	20-58	.351	5-14	.357	11-16	.688	11-19-30	17-0	8	10	8	0	26	30
Air Force	58	30-28	19-44	.432	7-25	.280	13-17	.765	4-29-33	17-0	10	16	4	6	45	13
VMI	54	20-34	24-57	.421	3-16	.188	3-8	.375	10-27-37	17-0	7	13	4	3	38	16
Air Force	64	36-28	25-56	.446	8-29	.276	6-14	.429	9-25-34	9-0	16	11	8	4	64	0
South Dakota	57	28-29	22-56	.393	6-18	.333	7-10	.700	9-30-39	15-0	7	17	3	1	55	2
Air Force	58	33-25	21-59	.356	6-22	.273	10-18	.556	10-28-38	13-0	14	8	13	4	34	24
Portland	58	33-25	22-52	.423	7-24	.292	7-13	.538	6-21-27	11-1	14	18	7	4	51	7
Air Force	80	37-43	31-57	.544	9-25	.360	9-14	.643	6-28-34	14-0	19	13	12	5	53	27
Eastern Washington	73	41-32	24-46	.522	10-18	.556	15-18	.833	6-26-32	21-0	16	20	8	9	47	26
Air Force	68	26-42	22-57	.379	11-29	.379	13-17	.765	12-16-28	12-0	14	15	11	4	55	13

Air Force/Opponent Highs/Lows

Air Force - Game Highs

POINTS	82	at LIU (11/10/2023)
	80	at Portland (12/03/2023)
	80	William & Mary (11/17/2023)
	76	Lindenwood (11/16/2023)
	68	Eastern Wash. (12/09/2023)
FIELD GOALS MADE	31	at Portland (12/03/2023)
	28	at LIU (11/10/2023)
FIELD GOAL ATTEMPTS	59	at South Dakota (11/26/2023)
	57	Eastern Wash. (12/09/2023)
	57	at Portland (12/03/2023)
FIELD GOAL PERCENTAGE	.544 (31-57)	at Portland (12/03/2023)
	.509 (28-55)	at LIU (11/10/2023)
3 PT FG MADE	12	William & Mary (11/17/2023)
	11	Eastern Wash. (12/09/2023)
3 PT FG ATTEMPTS	29	Eastern Wash. (12/09/2023)
	29	VMI (11/22/2023)
3 PT FG PERCENTAGE	.500 (12-24)	William & Mary (11/17/2023)
	.471 (8-17)	Lindenwood (11/16/2023)
FREE THROWS MADE	28	Lindenwood (11/16/2023)
	18	William & Mary (11/17/2023)
FREE THROW ATTEMPTS	39	Lindenwood (11/16/2023)
	23	at LIU (11/10/2023)
FREE THROW PERCENTAGE	.857 (18-21)	William & Mary (11/17/2023)
	.765 (13-17)	Eastern Wash. (12/09/2023)
	.765 (13-17)	Omaha (11/19/2023)
REBOUNDS	38	at South Dakota (11/26/2023)
	38	at LIU (11/10/2023)
ASSISTS	22	at LIU (11/10/2023)
	19	at Portland (12/03/2023)
STEALS	13	at South Dakota (11/26/2023)
	12	at Portland (12/03/2023)
BLOCKED SHOTS	7	Lindenwood (11/16/2023)
	7	at LIU (11/10/2023)
TURNOVERS	16	Omaha (11/19/2023)
	15	Eastern Wash. (12/09/2023)
FOULS	24	Portland St. (11/06/2023)
	22	Eastern Wash. (12/09/2023)
	22	Lindenwood (11/16/2023)

Opponent - Game Highs

POINTS	73	Eastern Wash. (12/09/2023)
	71	William & Mary (11/17/2023)
	67	at LIU (11/10/2023)
	65	at Delaware (11/12/2023)
	62	Portland St. (11/06/2023)
FIELD GOALS MADE	27	William & Mary (11/17/2023)
	24	Eastern Wash. (12/09/2023)
	24	VMI (11/22/2023)
FIELD GOAL ATTEMPTS	65	William & Mary (11/17/2023)
	61	at LIU (11/10/2023)
FIELD GOAL PERCENTAGE	.522 (24-46)	Eastern Wash. (12/09/2023)
	.449 (22-49)	at Delaware (11/12/2023)
3 PT FG MADE	10	Eastern Wash. (12/09/2023)
	9	William & Mary (11/17/2023)
3 PT FG ATTEMPTS	28	William & Mary (11/17/2023)
	27	Portland St. (11/06/2023)
3 PT FG PERCENTAGE	.556 (10-18)	Eastern Wash. (12/09/2023)
	.357 (5-14)	Omaha (11/19/2023)
FREE THROWS MADE	20	Lindenwood (11/16/2023)
	19	Portland St. (11/06/2023)
FREE THROW ATTEMPTS	29	Portland St. (11/06/2023)
	24	at LIU (11/10/2023)
FREE THROW PERCENTAGE	.870 (20-23)	Lindenwood (11/16/2023)
	.833 (15-18)	Eastern Wash. (12/09/2023)
REBOUNDS	41	Portland St. (11/06/2023)
	39	at South Dakota (11/26/2023)
ASSISTS	19	at LIU (11/10/2023)
	16	Eastern Wash. (12/09/2023)
STEALS	8	Eastern Wash. (12/09/2023)
	8	Omaha (11/19/2023)
	8	at Delaware (11/12/2023)
BLOCKED SHOTS	9	Eastern Wash. (12/09/2023)
	4	at Portland (12/03/2023)
TURNOVERS	20	Eastern Wash. (12/09/2023)
	18	at Portland (12/03/2023)
FOULS	30	Lindenwood (11/16/2023)
	21	Eastern Wash. (12/09/2023)
	21	William & Mary (11/17/2023)

Air Force - Game Lows

POINTS	55	Portland St. (11/06/2023)
	57	at Delaware (11/12/2023)
	58	at South Dakota (11/26/2023)
	58	Omaha (11/19/2023)
	64	VMI (11/22/2023)
FIELD GOALS MADE	19	Omaha (11/19/2023)
	20	Lindenwood (11/16/2023)
	20	Portland St. (11/06/2023)
FIELD GOAL ATTEMPTS	44	Omaha (11/19/2023)
	44	Lindenwood (11/16/2023)
FIELD GOAL PERCENTAGE	.356 (21-59)	at South Dakota (11/26/2023)
	.386 (22-57)	Eastern Wash. (12/09/2023)
3 PT FG MADE	6	at South Dakota (11/26/2023)
	6	at Delaware (11/12/2023)
	6	Portland St. (11/06/2023)
3 PT FG ATTEMPTS	17	Lindenwood (11/16/2023)
	21	at Delaware (11/12/2023)
3 PT FG PERCENTAGE	.240 (6-25)	Portland St. (11/06/2023)
	.273 (6-22)	at South Dakota (11/26/2023)
FREE THROWS MADE	5	at Delaware (11/12/2023)
	6	VMI (11/22/2023)
FREE THROW ATTEMPTS	7	at Delaware (11/12/2023)
	14	at Portland (12/03/2023)
	14	VMI (11/22/2023)
FREE THROW PERCENTAGE	.429 (6-14)	VMI (11/22/2023)
	.474 (9-19)	Portland St. (11/06/2023)
REBOUNDS	28	Eastern Wash. (12/09/2023)
	28	at Delaware (11/12/2023)
ASSISTS	10	Omaha (11/19/2023)
	13	Portland St. (11/06/2023)
STEALS	2	at Delaware (11/12/2023)
	4	Omaha (11/19/2023)
	4	at LIU (11/10/2023)
BLOCKED SHOTS	2	Portland St. (11/06/2023)
	4	Eastern Wash. (12/09/2023)
	4	at South Dakota (11/26/2023)
	4	VMI (11/22/2023)
TURNOVERS	8	at South Dakota (11/26/2023)
	10	William & Mary (11/17/2023)
FOULS	9	VMI (11/22/2023)
	13	at South Dakota (11/26/2023)

Opponent - Game Lows

POINTS	54	VMI (11/22/2023)
	56	Omaha (11/19/2023)
	57	at South Dakota (11/26/2023)
	58	at Portland (12/03/2023)
	58	Lindenwood (11/16/2023)
FIELD GOALS MADE	16	Lindenwood (11/16/2023)
	18	Portland St. (11/06/2023)
FIELD GOAL ATTEMPTS	46	Eastern Wash. (12/09/2023)
	49	at Delaware (11/12/2023)
FIELD GOAL PERCENTAGE	.320 (16-50)	Lindenwood (11/16/2023)
	.351 (20-57)	Omaha (11/19/2023)
3 PT FG MADE	3	VMI (11/22/2023)
	5	Omaha (11/19/2023)
3 PT FG ATTEMPTS	14	Omaha (11/19/2023)
	16	VMI (11/22/2023)
3 PT FG PERCENTAGE	.188 (3-16)	VMI (11/22/2023)
	.259 (7-27)	Portland St. (11/06/2023)
FREE THROWS MADE	3	VMI (11/22/2023)
	7	at Portland (12/03/2023)
	7	at South Dakota (11/26/2023)
FREE THROW ATTEMPTS	8	VMI (11/22/2023)
	10	at South Dakota (11/26/2023)
FREE THROW PERCENTAGE	.375 (3-8)	VMI (11/22/2023)
	.538 (7-13)	at Portland (12/03/2023)
REBOUNDS	27	at Portland (12/03/2023)
	28	at Delaware (11/12/2023)
ASSISTS	5	Portland St. (11/06/2023)
	7	at South Dakota (11/26/2023)
	7	VMI (11/22/2023)
	7	William & Mary (11/17/2023)
STEALS	2	William & Mary (11/17/2023)
	2	Portland St. (11/06/2023)
BLOCKED SHOTS	0	Omaha (11/19/2023)
	0	William & Mary (11/17/2023)
TURNOVERS	6	at Delaware (11/12/2023)
	9	William & Mary (11/17/2023)
FOULS	10	at Delaware (11/12/2023)
	11	at Portland (12/03/2023)

Air Force/Opponent Individual Highs

Air Force - Individual Game Highs

POINTS	31	Beau Becker vs William & Mary (11/17/2023)
	26	Ethan Taylor at LIU (11/10/2023)
	24	Ethan Taylor vs William & Mary (11/17/2023)
	24	Ethan Taylor at Delaware (11/12/2023)
	22	Ethan Taylor vs Eastern Wash. (12/09/2023)
FIELD GOALS MADE	12	Beau Becker vs William & Mary (11/17/2023)
	9	Ethan Taylor vs Eastern Wash. (12/09/2023)
	9	Beau Becker vs VMI (11/22/2023)
	9	Ethan Taylor at LIU (11/10/2023)
FIELD GOAL ATTEMPTS	19	Ethan Taylor at Delaware (11/12/2023)
	18	Ethan Taylor vs William & Mary (11/17/2023)
	18	Beau Becker vs William & Mary (11/17/2023)
FIELD GOAL PERCENTAGE (min 5 made)	.857 (6-7)	Jeffrey Mills vs Lindenwood (11/16/2023)
	.714 (5-7)	Jeffrey Mills at Portland (12/03/2023)
	.714 (5-7)	Chase Beasley vs Portland St. (11/06/2023)
3 PT FG MADE	6	Ethan Taylor vs William & Mary (11/17/2023)
	6	Ethan Taylor at LIU (11/10/2023)
3 PT FG ATTEMPTS	12	Ethan Taylor vs William & Mary (11/17/2023)
	12	Ethan Taylor vs Portland St. (11/06/2023)
3 PT FG PERCENTAGE (min 2 made)	1.000 (2-2)	Chase Beasley vs Lindenwood (11/16/2023)
	.667 (4-6)	Ethan Taylor at Portland (12/03/2023)
	.667 (2-3)	Jeffrey Mills vs Eastern Wash. (12/09/2023)
	.667 (2-3)	Jeffrey Mills at Delaware (11/12/2023)
FREE THROWS MADE	10	Ethan Taylor vs Lindenwood (11/16/2023)
	7	Rytis Petraitis vs Eastern Wash. (12/09/2023)
FREE THROW ATTEMPTS	14	Ethan Taylor vs Lindenwood (11/16/2023)
	9	Rytis Petraitis vs Eastern Wash. (12/09/2023)
FREE THROW PERCENTAGE (min 3 made)	1.000 (4-4)	Byron Brown vs William & Mary (11/17/2023)
	1.000 (4-4)	Ethan Taylor at Delaware (11/12/2023)
	1.000 (3-3)	Kellan Boylan at Portland (12/03/2023)
	1.000 (3-3)	Jeffrey Mills vs Omaha (11/19/2023)
REBOUNDS	15	Kellan Boylan vs Portland St. (11/06/2023)
	12	Ethan Taylor at LIU (11/10/2023)
ASSISTS	6	Ethan Taylor at LIU (11/10/2023)
	5	Kellan Boylan at South Dakota (11/26/2023)
	5	Chase Beasley vs William & Mary (11/17/2023)
	5	Jeffrey Mills at LIU (11/10/2023)
	5	Ethan Taylor vs Portland St. (11/06/2023)
STEALS	5	Kellan Boylan at Portland (12/03/2023)
	5	Jeffrey Mills at South Dakota (11/26/2023)
BLOCKED SHOTS	4	Beau Becker vs VMI (11/22/2023)
	4	Corbin Green at LIU (11/10/2023)
TURNOVERS	7	Chase Beasley vs Lindenwood (11/16/2023)
	6	Rytis Petraitis vs Eastern Wash. (12/09/2023)
	6	Kellan Boylan at Delaware (11/12/2023)
FOULS	5	Chase Beasley vs Lindenwood (11/16/2023)
	5	Byron Brown vs Lindenwood (11/16/2023)

Opponent - Individual Game Highs

POINTS	25	Jake Kyman vs Eastern Wash. (12/09/2023)
	21	Jyare Davis at Delaware (11/12/2023)
	20	Trey Moss vs William & Mary (11/17/2023)
	17	Keenon Cole vs Lindenwood (11/16/2023)
	16	Paul Bruns at South Dakota (11/26/2023)
FIELD GOALS MADE	8	Trey Moss vs William & Mary (11/17/2023)
	7	Bostyn Holt at South Dakota (11/26/2023)
	7	Koree Cotton vs VMI (11/22/2023)
FIELD GOAL ATTEMPTS	20	Trey Moss vs William & Mary (11/17/2023)
	16	Koree Cotton vs VMI (11/22/2023)
FIELD GOAL PERCENTAGE (min 5 made)	.714 (5-7)	Nick Davis vs Omaha (11/19/2023)
	.636 (7-11)	Bostyn Holt at South Dakota (11/26/2023)
3 PT FG MADE	4	Jake Kyman vs Eastern Wash. (12/09/2023)
	4	Tyler Robertson at Portland (12/03/2023)
	4	Trey Moss vs William & Mary (11/17/2023)
	4	Gabe Dorsey vs William & Mary (11/17/2023)
3 PT FG ATTEMPTS	10	Gabe Dorsey vs William & Mary (11/17/2023)
	8	Trey Moss vs William & Mary (11/17/2023)
	8	Sean Houpt vs William & Mary (11/17/2023)
	8	Keith Haymon II vs Lindenwood (11/16/2023)
	8	Tana Kopa at LIU (11/10/2023)
	8	Ismail Habib vs Portland St. (11/06/2023)
3 PT FG PERCENTAGE (min 2 made)	1.000 (2-2)	Casey Jones vs Eastern Wash. (12/09/2023)
	1.000 (2-2)	Lejuan Watts vs Eastern Wash. (12/09/2023)
FREE THROWS MADE	9	Jake Kyman vs Eastern Wash. (12/09/2023)
	8	Jyare Davis at Delaware (11/12/2023)
	8	KJ Allen vs Portland St. (11/06/2023)
FREE THROW ATTEMPTS	13	RJ Greene at LIU (11/10/2023)
	10	Jake Kyman vs Eastern Wash. (12/09/2023)
	10	KJ Allen vs Portland St. (11/06/2023)
FREE THROW PERCENTAGE (min 3 made)	1.000 (5-5)	Keenon Cole vs Lindenwood (11/16/2023)
	1.000 (3-3)	Paul Bruns at South Dakota (11/26/2023)
	1.000 (3-3)	Jack Karasinski vs William & Mary (11/17/2023)
	1.000 (3-3)	Jeremiah Talton vs Lindenwood (11/16/2023)
REBOUNDS	15	Lahat Thioune at South Dakota (11/26/2023)
	13	Isaiah Johnson vs Portland St. (11/06/2023)
ASSISTS	5	Tyler Robertson at Portland (12/03/2023)
	5	Terrell Strickland at LIU (11/10/2023)
STEALS	3	Dane Erikstrup vs Eastern Wash. (12/09/2023)
	3	Grant Stubblefield vs Omaha (11/19/2023)
BLOCKED SHOTS	3	Ethan Price vs Eastern Wash. (12/09/2023)
	2	Lejuan Watts vs Eastern Wash. (12/09/2023)
	2	Tyler Harris at Portland (12/03/2023)
	2	Stephen Olowoniyi vs VMI (11/22/2023)
	2	Jaylon McDaniel vs Lindenwood (11/16/2023)
	2	Gezim Bajrami at LIU (11/10/2023)
TURNOVERS	6	Trey Moss vs William & Mary (11/17/2023)
	5	Tyler Robertson at Portland (12/03/2023)
	5	Max Burchill at South Dakota (11/26/2023)
	5	Frankie Fidler vs Omaha (11/19/2023)
	5	Terrell Strickland at LIU (11/10/2023)
FOULS	5	Lejuan Watts vs Eastern Wash. (12/09/2023)
	5	Chris Austin at Portland (12/03/2023)
	5	Chase Lowe vs William & Mary (11/17/2023)
	5	Darius Beane vs Lindenwood (11/16/2023)

2023-24 Box Scores



1

Official Basketball Box Score - Final
Portland St. at Air Force
11/06/23 Clune Arena, U.S. Air Force Academy
2023-24 Men's Basketball

Game Time: 7:30 PM
Game Duration: 1:57
Attendance: 1,417

Officials: Shawn Leigh, Wilson Holland, Jeff Mahan

Portland St. - 62

Record: 1-0

NO. Name	Min	FG M-A	3P M-A	FT M-A	Rebounds OR DR TOT	Fouls PF	TP	AS	TO	ST	Blocks BS BA	+/-
3 KJ Allen	F 22:22	0-5	0-2	8-10	1 2 3	2 6	8	1	2	0	0 1	-10
44 Kendall Munson	F 16:51	2-4	0-0	1-2	2 2 4	4 3	5	0	0	0	1 1	-5
2 Bobby Harvey	G 17:23	2-6	2-6	2-2	1 0 1	2 2	8	0	0	1	0 0	3
23 Jorell Saterfield	G 33:05	3-8	2-6	2-2	1 6 7	1 1	10	1	2	0	0 0	5
24 Ismail Habib	G 20:59	2-8	2-8	1-2	0 2 2	1 3	7	0	0	0	0 0	2
10 Hayden Curliiss	12:40	1-1	0-0	0-0	1 2 3	0 0	2	0	2	0	0 0	5
22 Isaiah Johnson	22:48	2-6	0-0	3-7	5 8 13	3 6	7	0	2	0	1 0	16
25 Hunter Woods	21:58	1-5	1-5	2-4	0 1 1	3 2	5	1	2	1	1 0	5
5 Isiah Kirby	19:01	4-5	0-0	0-0	2 2 2	0 1	8	2	2	0	0 0	5
0 Cole Farrell	05:18	1-2	0-0	0-0	0 0 0	1 0	2	0	0	0	0 0	4
55 Keshawn Saunders	03:08	0-0	0-0	0-0	0 0 0	0 0	0	0	0	0	0 0	-2
4 Tre-Vaughn Minott	04:27	0-0	0-0	0-0	1 1 2	1 0	0	0	0	0	0 0	7
Team					2 1 3		0		0			
Totals		18-50	7-27	19-29	14 27 41	18 24	62	5	12	2	3 2	7

Technical Fouls: NONE

Air Force - 55

Record: 0-1

NO. Name	Min	FG M-A	3P M-A	FT M-A	Rebounds OR DR TOT	Fouls PF	TP	AS	TO	ST	Blocks BS BA	+/-
13 Chase Beasley	F 37:01	5-7	0-0	4-6	0 2 2	4 5	14	4	5	1	0 1	-6
14 Beau Becker	F 29:58	6-12	2-6	0-2	1 6 7	4 5	14	0	2	1	2 1	5
5 Ethan Taylor	G 38:16	3-14	3-12	2-2	0 2 2	3 1	11	5	3	2	0 1	-8
23 Kellan Boylan	G 35:37	3-5	1-2	0-1	6 9 15	4 2	7	2	1	1	0 0	-8
24 Jeffrey Mills	G 36:12	1-8	0-5	1-4	1 2 3	3 3	3	2	1	1	0 0	-5
11 Byron Brown	05:46	1-3	0-0	1-2	0 0 0	1 1	3	0	0	0	0 0	-5
15 Corbin Green	10:02	0-0	0-0	0-0	0 2 2	1 0	0	0	0	0	0 0	-12
32 Kolby Gilles	07:08	1-1	0-0	1-2	0 2 2	4 1	3	0	0	0	0 0	4
Team					1 0 1		0		0			
Totals		20-50	6-25	9-19	9 25 34	24 18	55	13	12	6	2 3	-7

Technical Fouls: NONE

	PSU	AF
Biggest lead	9 (1 st 3:22)	5 (2 nd 12:41)
Best Scoring Run	8 (2 nd 4:54)	7 (2 nd 16:47)
Lead Changes	3	
Times Tied	6	
Time with Lead	24:44	09:53

Points from	PSU	AF
Turnovers	14	14
Paint	16	28
Second Chance	16	6
Fast Breaks	8	2
Bench	24	6

Period by Period Scoring			
	1st	2nd	TOT
PSU	31	31	62
AF	27	28	55



3

Official Basketball Box Score - Final
Air Force at Delaware
11/12/23 Bob Carpenter Center, Newark
2023-24 Men's Basketball

Game Time: 1:00 PM
Game Duration: 1:46
Attendance: 2,028

Officials: Tony Chiazza, Jeff Clark, Jamel Spearman

Air Force - 57

Record: 1-2

NO. Name	Min	FG M-A	3P M-A	FT M-A	Rebounds OR DR TOT	Fouls PF	TP	AS	TO	ST	Blocks BS BA	+/-
13 Chase Beasley	F 20:06	1-2	0-0	0-0	0 1 1	1 0	2	2	0	0	2 0	4
14 Beau Becker	F 26:28	5-8	0-3	0-0	0 4 4	3 1	10	2	2	0	0 0	-3
5 Ethan Taylor	G 40:00	8-19	4-11	4-4	0 4 4	2 3	24	3	3	0	1 0	-8
23 Kellan Boylan	G 40:00	3-5	0-1	0-1	1 4 5	3 2	6	1	6	0	1 1	-8
24 Jeffrey Mills	G 36:29	2-5	2-3	0-0	1 2 3	3 2	6	4	0	2	1 0	-8
11 Byron Brown	23:25	3-7	0-2	1-2	2 0 2	0 1	7	0	0	0	0 1	-12
15 Corbin Green	13:32	1-3	0-1	0-0	1 3 4	2 1	2	0	0	0	0 0	-5
Team					2 3 5		0		1			
Totals		23-49	6-21	5-7	7 21 28	14 10	57	14	12	2	5 2	-8

Technical Fouls: NONE

Delaware - 65

Record: 3-0

NO. Name	Min	FG M-A	3P M-A	FT M-A	Rebounds OR DR TOT	Fouls PF	TP	AS	TO	ST	Blocks BS BA	+/-
13 Jyare Davis	F 33:02	6-11	1-3	8-9	1 6 7	1 5	21	1	0	0	1 0	7
2 Jalun Trent	G 30:35	4-7	0-2	3-4	0 4 4	1 4	11	1	1	2	1 1	14
3 Cavan Reilly	G 24:39	1-5	1-4	0-0	1 0 1	0 0	3	1	1	0	0 1	9
4 Niels Lane	G 26:02	1-7	0-2	2-2	1 1 2	3 1	4	4	0	2	0 1	8
5 Christian Ray	G 27:44	3-5	0-0	1-3	1 6 7	2 3	7	3	0	2	0 1	16
1 Gerald Drumgoole Jr.	23:11	3-6	1-2	1-2	0 2 2	1 1	8	1	2	1	0 0	2
11 Kobe Jerome	13:02	0-0	0-0	0-0	0 0 0	0 0	0	1	1	0	0 0	-7
44 Tyler Houser	18:14	4-7	3-5	0-0	1 1 2	2 0	11	0	1	0	0 1	-9
24 Wes Peterson	03:31	0-1	0-0	0-0	0 0 0	0 0	0	0	1	0	0 0	0
Team					3 0 3		0		0			
Totals		22-49	6-18	15-20	8 20 28	10 14	65	12	6	8	2 5	8

Technical Fouls: NONE

	AIR	DEL					Period by Period Scoring			
Biggest lead	2 (2 nd 8:11)	11 (1 st 7:18)	Points from Turnovers	AIR	DEL					
Best Scoring Run	7 (2 nd 12:33)	8 (2 nd 0:31)	Paint	30	28		1st	2nd	TOT	
Lead Changes	6		Second Chance	9	5	AIR	19	38	57	
Times Tied	4		Fast Breaks	3	1					
Time with Lead	01:11	37:01	Bench	9	19	DEL	29	36	65	



2

Official Basketball Box Score - Final
Air Force at LIU
11/10/23 Steinberg Wellness Center, Brooklyn, NY
2023-24 Men's Basketball

Game Time: 1:00 PM
Game Duration: 1:41
Attendance: 812

Officials:

Air Force - 82

Record: 1-1

NO. Name	Min	FG M-A	3P M-A	FT M-A	Rebounds OR DR TOT	Fouls PF	TP	AS	TO	ST	Blocks BS BA	+/-
13 Chase Beasley	F 26:00	1-3	0-0	1-2	1 2 3	4 1	3	2	3	1	0 0	6
14 Beau Becker	F 19:44	8-12	3-5	1-1	4 2 6	4 5	20	1	0	0	0 0	8
5 Ethan Taylor	G 35:56	9-17	6-11	2-2	1 11 12	1 1	26	6	1	2	1 1	23
23 Kellan Boylan	G 39:16	1-3	0-0	4-7	0 6 6	1 4	6	3	2	1	1 1	18
24 Jeffrey Mills	G 26:40	1-5	1-3	1-2	0 2 2	3 2	4	5	2	0	0 0	19
15 Corbin Green	20:16	3-7	0-3	0-1	2 4 6	3 2	6	4	3	0	4 0	7
11 Byron Brown	26:27	4-7	0-1	5-6	0 2 2	3 3	13	1	1	0	1 1	7
32 Kolby Gilles	04:04	1-1	0-0	0-0	0 0 0	1 0	2	0	0	0	0 0	-8
3 Luke Kearney	00:53	0-0	0-0	2-2	0 0 0	0 0	1	2	0	0	0 0	-2
33 Brady Ruggles	00:44	0-0	0-0	0-0	0 0 0	0 0	0	0	0	0	0 0	-3
Team					0 1 1		0		0			
Totals		28-55	10-23	16-23	8 30 38	20 19	82	22	12	4	7 3	15

Technical Fouls: NONE

LIU - 67

Record: 0-1

NO. Name	Min	FG M-A	3P M-A	FT M-A	Rebounds OR DR TOT	Fouls PF	TP	AS	TO	ST	Blocks BS BA	+/-
43 Gezim Bajrami	C 15:23	1-4	0-1	1-2	2 1 3	1 3	3	1	0	0	2 1	-14
5 Andre Washington	G 31:17	3-10	1-2	2-2	1 0 1	1 1	9	4	0	1	0 0	-11
6 Tana Kopa	G 35:35	3-11	3-8	2-2	1 9 10	3 2	11	3	1	1	0 1	-10
10 RJ Greene	G 22:46	3-6	0-0	6-13	4 3 7	3 7	12	0	1	1	2 2	7
11 Terrell Strickland	G 28:27	3-9	2-3	3-4	0 3 3	3 3	11	5	5	1	0 1	-14
2 Eric Acker	32:04	5-15	0-2	0-0	0 2 2	1 0	10	4	1	1	0 2	-28
15 CJ Delancy	20:08	4-4	0-0	1-1	3 3 6	4 1	9	0	1	1	0 0	6
21 Ahmed Essahaty	09:51	0-1	0-1	0-0	0 0 0	1 1	0	2	1	0	0 0	-4
23 Nikola Djapa	04:29	1-1	0-0	0-0	0 0 0	2 0	2	0	0	0	0 0	-7
Team					1 2 3		0		0			
Totals		23-61	6-17	15-24	12 23 35	19 20	67	19	10	7	3 7	-15

Technical Fouls: NONE

	AFA	LIU					
Biggest lead	29 (2 nd 13:25)	6 (1 st 17:23)	Points from Turnovers	AFA 11	LIU 10	Period by Period Scoring	
Best Scoring Run	13 (1 st 0:41)	6 (2 nd 12:07)	Paint	32	30		1st 2nd TOT
Lead Changes	7		Second Chance	14	8	AFA	43 39 82
Times Tied	0		Fast Breaks	5	17		
Time with Lead	33:45	05:35	Bench	23	21	LIU	27 40 67



4

Official Basketball Box Score - Final
Lindenwood at Air Force
11/16/23 Clune Arena, U.S. Air Force Academy
2023-24 Men's Basketball

Game Time: 4:30 PM
Game Duration: 1:57
Attendance: 1,209

Officials: Mike Reed, Mike Littlewood, Wacey Lynn

Lindenwood - 58

Record: 1-3

NO.	Player	Min	FG M-A	3P M-A	FT M-A	Reb OR DR TOT	Fouls PF	TP	AS	TO	Stk BS BA	+/-			
5	Jaylon McDaniel	F 20:42	1-3	0-0	4-5	1 3 4	2 4	6	1	2	0 3	-1			
13	Keith Haymon II	F 24:34	3-10	2-8	0-0	0 3 3	3 0	8	0	3	1 1	-17			
24	Keenon Cole	F 22:23	5-8	2-4	5-5	1 1 2	4 3	17	0	4	0 0	-6			
3	Tommie Williams	G 13:47	0-2	0-0	0-0	0 0 0	3 2	0	1	0	0 0	-8			
25	Darius Beane	G 19:03	3-5	0-0	3-4	0 1 1	5 2	9	0	3	0 0	-12			
23	Jeremiah Talton	23:18	1-5	0-2	3-3	0 3 3	4 3	5	0	2	1 1	-12			
22	Isaac Ondekane	05:09	0-1	0-0	0-0	1 2 3	1 1	0	0	0	0 0	-7			
1	Colin Ruffin	29:40	2-6	1-2	0-0	0 4 4	3 2	5	4	1	0 0	-7			
15	Nathan Johnson Jr.	16:11	0-4	0-1	1-2	1 1 2	3 1	1	2	0	0 0	-3			
0	David Ware	10:34	0-2	0-1	2-2	2 1 3	1 2	2	0	1	0 0	-9			
11	Amoro Lado	13:58	1-4	1-2	2-2	2 2 4	0 2	5	0	0	0 0	-5			
10	RJ Horry	00:41	0-0	0-0	0-0	0 0 0	0 0	0	0	0	0 0	-3			
Team						1	2	3	0	1					
Totals			16-50	6-20	20-23	9	23	32	20	58	8	17	3	7	-18

2023-24 Box Scores



5

Official Basketball Box Score - Final
William & Mary at Air Force
 11/17/23 Clune Arena, U.S. Air Force Academy
 2023-24 Men's Basketball

Game Time: 4:30 PM
 Game Duration: 2:02
 Attendance: 1,411

Officials: Verne Harris, David Hall, Layne Barney

William & Mary - 71

Record: 2-3

NO. Name	Min	FG M-A	3P M-A	FT M-A	Rebounds OR DR TOT	Fouls PF FD	TP	AS	TO	ST	Blocks BS BA	+/-
5 Noah Collier	F 26:40	3-7	0-0	0-0	3 4 7	3 0	6	0	0	0	2	-1
11 Jack Karasinski	F 33:27	4-6	0-0	3-3	2 5 7	2 2	11	1	0	0	0	-6
7 Sean Houpt	G 34:43	2-11	1-8	2-2	0 2 2	2 2	7	0	1	0	0	-7
8 Trey Moss	G 39:45	6-20	4-8	0-2	2 5 7	2 3	20	4	6	0	0	-14
21 Gabe Dorsey	G 35:28	4-11	4-10	0-0	0 4 4	3 1	12	0	0	0	0	-12
0 Caleb Dorsey	14:12	0-2	0-1	0-0	1 3 4	3 1	0	0	0	1	0	3
2 Chase Lowe	13:49	4-5	0-0	2-2	1 0 1	5 2	10	0	1	1	0	1
33 Charlie Williams	17:47	2-3	0-1	0-0	1 0 1	1 1	4	2	0	0	0	-6
24 Tai Hamilton	05:21	0-0	0-0	0-2	0 2 2	0 1	0	0	0	0	0	-3
12 Jayden Lemond	03:49	0-0	0-0	1-2	0 0 0	0 1	1	0	1	0	0	-4
Team					2 0 2		0	0				
Totals		27-55	9-28	8-13	12 25 37	21 14	71	7	9	2	0	-9

Technical Fouls: NONE

Dead Ball Rebounds: 3.0

Air Force - 80

Record: 3-2

NO. Name		Min	FG M-A	3P M-A	FT M-A	OR M-A	Reb TOT	Fouls PF	TP FD	PTS	AS	TO	ST	Blocks BS BA	+/-	
13 Chase Beasley	F	21:52	1-4	0-0	0-0	0	3 3	0	1	2	5	1	1	1	0	6
14 Beau Becker	F	35:08	12-18	5-9	2-2	1	4 5	3	2	31	2	0	0	1	0	16
5 Ethan Taylor	G	43:43	8-18	6-12	2-2	0	6 6	1	2	24	2	2	1	1	0	11
23 Kellan Boylan	G	42:11	2-3	0-1	4-5	2	8 10	2	5	8	2	1	3	3	0	11
24 Jeffrey Mills	G	36:53	2-7	1-2	3-4	0	1 1	2	6	8	0	1	1	0	0	4
11 Byron Brown		27:31	0-0	0-0	4-4	0	1 1	3	3	4	2	1	0	0	0	11
15 Corbin Green		09:52	0-0	0-0	1-2	0	0 0	0	3	1	1	0	1	0	0	-7
32 Kolby Gilles		07:50	0-0	0-0	2-2	0	0 0	0	1	2	1	1	0	0	0	-7
Team						0	5 5	0	0	0	2					
Totals			25-50	12-24	18-21	3	28 31	14	21	80	14	10	6	6	0	9

Technical Fouls: NONE

Dead Ball Rebounds: 0.0

	W&M	AF
Biggest lead	5 (2 nd 4:58)	11 (1 st 9:49)
Best Scoring Run	8 (2 nd 5:37)	8 (1 st 13:23)
Lead Changes	4	
Times Tied	7	
Time with Lead	07:12	33:41

Points from	W&M	AF
Turnovers	7	8
Paint	34	24
Second Chance	14	4
Fast Breaks	5	3
Bench	15	7

Period by Period Scoring	1st	2nd	OT	TOT
W&M	27	35	9	71
AF	33	29	18	80



6

Official Basketball Box Score - Final
Omaha at Air Force
 11/19/23 Clune Arena, U.S. Air Force Academy
 2023-24 Men's Basketball

Game Time: 2:00 PM
 Game Duration: 1:54
 Attendance: 1,466

Officials: David Hall, Larry Spaulding, Doran Gotschall

Omaha - 56

Record: 2-4

NO. Name	Min	FG M-A	3P M-A	FT M-A	Rebounds OR DR TOT	Fouls PF FD	TP	AS	TO	ST	Blocks BS BA	+/-	
10 Marquel Sutton	F 18:41	1-7	0-0	0-0	2 3 5	0 2	2	0	2	0	0	3	-14
21 Nick Davis	F 19:55	5-7	0-0	3-5	0 1 1	2 3	13	2	0	1	0	0	3
23 Frankie Fidler	F 30:38	2-9	1-1	2-2	2 0 2	4 2	7	3	5	2	0	1	8
2 Jaeden Marshall	G 09:46	0-3	0-2	0-0	0 1 1	0 0	0	0	1	0	0	1	-5
3 Grant Stubblefield	G 24:42	2-7	0-1	0-0	0 2 2	1 0	4	2	0	3	0	1	-3
32 Tony Osburn	30:46	3-7	3-7	2-2	0 6 6	1 2	11	0	0	2	0	0	-2
0 Luke Jungers	20:00	1-4	1-2	4-5	0 2 2	2 3	7	0	0	0	0	0	1
1 JJ White	24:07	2-6	0-1	0-0	2 1 3	1 2	4	1	1	0	0	0	-5
14 Marcel Bryant	12:35	3-6	0-0	0-1	1 1 2	4 2	6	0	1	0	0	0	9
24 Jamal Ambrose	07:26	1-1	0-0	0-1	1 0 1	1 1	2	0	0	0	0	0	-3
5 Ja'Sean Glover	01:24	0-0	0-0	0-0	0 0 0	1 0	0	0	0	0	0	0	1
Team					3 2 5		0	0					
Totals		20-57	5-14	11-16	11 19 30	17 17	56	8	10	8	0	6	-2

Technical Fouls: Fidler 1st 12:08

Air Force - 58

Record: 4-2

NO. Name		Min	FG		3P		FT		Reb		Fouls		TP	AS	TO	ST	Blocks		+/-	Shooting By Period			
			M	A	M	A	M	A	OR	DR	PF	FD					BS	BA		1st	FG	3PT	FT
13	Chase Beasley	F	16:47	1-2	0-1	0-0	1	1	2	3	0	2	1	2	1	0	0	1	0	1st	FG	3PT	FT
14	Beau Becker	F	18:26	2-4	2-4	0-0	0	4	4	4	0	6	0	1	0	1	0	-4	2nd	FG	3PT	FT	
5	Ethan Taylor	G	38:20	6-12	2-6	2-3	0	4	4	1	4	16	3	3	0	0	0	0	3rd	FG	3PT	FT	
23	Kellan Boylan	G	37:35	4-8	2-5	3-4	3	3	6	2	2	13	2	1	0	0	0	-3	1st	FG	3PT	FT	
24	Jeffrey Mills	G	38:18	2-9	1-6	3-3	0	6	6	2	5	8	1	1	1	1	0	2	2nd	FG	3PT	FT	
11	Byron Brown		24:44	1-4	0-2	0-0	0	2	2	2	1	2	0	2	1	1	0	10	3rd	FG	3PT	FT	
15	Corbin Green		21:34	3-5	0-1	5-7	0	9	9	2	4	11	1	2	0	3	0	6	1st	FG	3PT	FT	
32	Kolby Gilles		04:16	0-0	0-0	0-0	0	0	0	1	0	0	2	1	1	0	0	-2	2nd	FG	3PT	FT	
Team							0	0	0			0		3					Dead Ball Rebounds: 5,0				
Totals				19-44	7-25	13-17	4	29	33	17	16	58	10	16	4	6	0	2					

Technical Fouls: NONE

	OMA	AF
Biggest lead	2 (2 nd 13:56)	10 (2 nd 5:03)
Best Scoring Run	9 (2 nd 2:17)	10 (2 nd 5:03)
Lead Changes	6	
Times Tied	7	
Time with Lead	00:30	35:57

Points from	OMA	AF
Turnovers	22	15
Paint	28	22
Second Chance	2	5
Fast Breaks	10	1
Bench	30	13

Period by Period Scoring	1st	2nd	TOT
OMA	24	32	56
AF	30	28	58



7

Official Basketball Box Score - Final
VMI at Air Force
 11/22/23 Clune Arena, U.S. Air Force Academy
 2023-24 Men's Basketball

Game Time: 3:00 PM
 Game Duration: 1:37
 Attendance: 1,046

Officials: Kip Kissinger, Tommy Johnson, Marcus Hicks

VMI - 54

Record: 1-5

NO.	Name	Min	FG M-A	3P M-A	FT M-A	Rebounds OR DR TOT	Fouls PF FD	TP	AS	TO	ST	Blocks BS BA	+/-	
42	DJ Nussbaum	C 23:16	3-4	0-0	0-0	1 0 1	3 1	6	0	2	0	0	-2	
1	Brennan Watkins	G 30:53	4-11	0-4	2-2	0 4 4	1 2	10	3	3	1	0	0	
2	Taeshaud Jackson	G 29:48	2-4	0-0	0-2	1 6 7	3 2	4	0	1	1	0	0	
4	Koree Cotton	G 24:23	7-16	1-6	0-0	1 6 7	4 1	15	1	3	1	0	1	
11	Devin Butler	G 15:29	1-2	1-1	0-0	1 1 2	4 0	3	1	0	0	0	1	
0	Tyrann Cook	22:03	4-8	1-2	0-0	1 0 1	0 0	9	2	3	0	0	-20	
10	Stephen Olowoniyi	16:44	1-5	0-0	0-2	2 5 7	0 1	2	0	0	1	2	-8	
12	Corey Chesley	19:07	1-4	0-2	1-2	0 1 1	0 1	3	0	0	0	0	-13	
32	Robert Peters	10:12	0-0	0-0	0-0	0 1 1	1 0	0	0	1	0	0	-14	
23	Maurice Wright, Jr.	08:05	1-3	0-1	0-0	0 2 2	1 0	2	0	0	0	1	0	
Team			3 1 4						0 0 0					
Totals			24-57	3-16	3-8	10 27 37	17 8	54	7	13	4	3	4	-10

Technical Fouls: Cotton 2nd 7:23

Air Force - 64

Record: 5-2

NO. Name	Min	FG M/A	3P M/A	FT M/A	Rebounds OR DR TOT	Fouls PF FD	TP	AS	TO	ST	Blocks BS BA	+/-
13 Chase Beasley	F 30:01	1-4	0-3	5-6	4 2 6	1 4	7	2	2	0	0	0 17
14 Beau Becker	F 36:37	9-17	1-8	0-0	0 1 7	8 1	0	19	2	2	0	4 0 12
5 Ethan Taylor	G 40:00	7-13	4-8	1-3	2 6 8	1 4	19	3	1	3	0	0 10
23 Kellan Boylan	G 37:09	2-7	1-5	0-1	1 6 7	1 4	5	4	3	2	0	0 11
24 Jeffrey Mills	G 37:38	6-10	2-4	0-2	0 3 3	2 3	14	4	1	2	0	0 7
11 Byron Brown	12:41	0-3	0-1	0-0	0 0 0	0 3	0	0	0	0	0	2 -8
15 Corbin Green	03:23	0-2	0-0	0-0	0 0 0	0 0	0	0	1	1	0	1 -2
32 Kolby Gilles	02:30	0-0	0-0	0-2	0 0 0	0 1	0	1	0	0	0	0 3
Team					1 1 2		0	1				
Totals		25-56	8-29	6-14	9 25 34	9 16	64	16	11	8	4	3 10

Technical Fouls: Beasley 2nd 7:23

	VMI	AFA
Biggest lead	0 (1 st 20:00)	18 (1 st 1:23)
Best Scoring Run	8 (2 nd 17:24)	9 (2 nd 7:23)
Lead Changes	0	
Times Tied	1	
Time with Lead	00:00	38:22

Points from	VMI	AFA
Turnovers	17	15
Paint	40	28
Second Chance	11	12
Fast Breaks	6	4
Bench	16	0

Period by Period Scoring	1st	2nd	TOT
VMI	20	34	54
AFA	36	28	64



8

Official Basketball Box Score - Final
Air Force at South Dakota
 11/26/23 Sanford Coyote Sports Center, Vermillion, SD
 2023-24 Men's Basketball

Game Time: 12:30 PM
 Game Duration: 1:52
 Attendance: 1,633

Officials: Rob Kueneman, Kelly Pfister, Lewis Garrison

Air Force - 58

Record: 6-2

NO.	Name	Min	FG		3P		FT		Reb		Fouls		TP	AS	TO	ST	Blocks		+/-	Shooting By Period								
			M	A	M	A	M	A	OR	DR	PF	FD					BS	BA		1st	FG%	2nd	FG%	3rd	FG%			
13	Chase Beasley	F 12:38	1-3	0-2	0-0	1	1	2	2	0	2	0	0	0	0	0	0	0	-13	1st	FG%	12:29	41.4%					
14	Beau Becker	F 30:39	4-10	1-4	1-2	1	7	8	1	1	10	1	0	1	0	1	0	0	0	3PT%	3-9	33.3%						
5	Ethan Taylor	G 40:00	2-13	1-6	2-2	0	6	6	1	1	7	2	1	2	3	0	1	0	0	3PT%	6-10	60%						
23	Colton Boyan	G 20:45	0-2	0-2	0-0	2	4	3	1	1	7	2	1	0	0	0	0	0	0	2nd	FG%	9:30	30.0%					
24	Jeffrey Miller	G 36:41	4-10	1-2	0-2	2	4	6	1	3	9	3	1	5	0	0	0	0	0	3PT%	13-31	23.1%						
31	Rylys Petrulis	T 21:43	6-12	2-4	4-8	1	5	6	2	6	18	2	1	3	0	1	1	17	0	4th	FG%	4-8	50%					
11	Bryon Brown	T 17:00	1-3	1-2	1-2	1	1	2	1	1	4	1	0	1	0	0	0	0	0	GM	FG%	21:59	35.6%					
32	Kolby Gilles	T 02:03	0-1	0-0	0-0	0	0	0	0	2	0	0	0	1	0	0	0	0	0	3PT%	6-22	27.3%						
15	Corbin Green	T 09:21	1-2	0-0	0-0	0	1	1	0	0	2	0	0	0	0	0	0	0	0	FT%	10-18	55.6%						
Team																			Dead Ball Rebounds: 5,0									
Totals			21:59		6-22		10-18		10		28		33		15		58		14		8		3		1		1	

2023-24 Box Scores

NCAA

9

Official Basketball Box Score - Final

Air Force at Portland

12/03/23 Chiles Center, Portland, Ore.

2023-24 Men's Basketball

Game Time: 1:00 PM

Game Duration: 1:47

Attendance: 1,043

Air Force - 80

Record: 7-2

NO. Name	Min	FG M-A	3P M-A	FT M-A	Rebounds OR DR TOT	Fouls PF FD	TP	AS	TO	ST	Blocks BS BA	+/-
13 Chase Beasley	F 12:20	0-0	0-0	1-2	0 4 4	0 1	1	2	0	0	0 0	-1
14 Beau Becker	F 28:05	5-11	1-4	0-0	1 3 4	2 0	11	2	2	1	1 1	13
5 Ethan Taylor	G 35:39	6-10	4-6	0-0	1 3 4	3 0	16	3	3	2	0 2	17
23 Kellan Boylan	G 33:42	5-10	2-5	3-3	0 6 6	2 3	15	3	3	5	2 0	21
24 Jeffrey Mills	G 36:57	5-7	0-2	0-0	0 1 1	1 2	10	4	0	0	0 0	21
31 Rytis Petraitis	21:25	8-12	1-3	3-5	3 2 5	3 3	20	2	2	3	1 0	18
15 Corbin Green	10:45	1-3	0-1	0-0	1 2 3	1 0	2	1	1	1	1 1	8
11 Byron Brown	17:13	1-2	1-2	0-0	5 5 5	2 1	4	2	1	0	0 0	10
32 Kolby Gilles	01:30	0-0	0-0	0-0	0 0 0	0 0	0	0	0	0	0 0	1
3 Luke Kearney	01:14	0-2	0-2	1-2	0 0 0	0 1	1	0	0	0	0 0	1
33 Brady Ruggles	01:10	0-0	0-0	0-0	0 0 0	0 0	0	0	0	0	0 0	1
Team					0 2 2		0		1			
Totals		31-57	9-25	9-14	6 28 34	14 11	80	19	13	12	5 4	22

Technical Fouls:NONE

Portland - 58

Record: 5-4

NO. Name	Min	FG M-A	3P M-A	FT M-A	Rebounds OR DR TOT	Fouls PF FD	TP	AS	TO	ST	Blocks BS BA	+/-
23 Vasilije Vucinic	F 13:30	1-3	0-0	0-2	0 1 1	1 1	2	0	1	0	1 2	-7
0 Vukasin Masic	G 24:59	5-8	1-4	0-0	0 3 3	2 2	11	1	4	1	0 0	-12
2 Tyler Robertson	G 35:44	4-6	4-5	2-2	0 2 2	1 2	14	5	5	1	0 0	-22
5 Chris Austin	G 29:35	6-11	0-2	3-4	2 0 2	5 2	15	3	1	2	0 1	-7
15 Tyler Harris	G 33:57	3-8	1-3	2-5	2 7 9	0 4	9	0	3	2	2 1	-11
14 Alimamy Koroma	20:58	2-5	0-0	0-0	0 2 2	0 2	4	1	1	0	1 0	-10
4 Juan Sebastian Gorosito	25:59	1-8	1-7	0-0	0 2 2	0 1	3	3	3	1	0 1	-25
21 Noah Jordan	12:19	0-2	0-2	0-0	1 1 2	1 0	0	1	0	0	0 0	-12
10 Coleman Lemke	01:30	0-1	0-1	0-0	0 0 0	1 0	0	0	0	0	0 0	-2
24 Bol Dengdit	01:30	0-0	0-0	0-0	0 0 0	0 0	0	0	0	0	0 0	-2
Team					1 3 4		0		0			
Totals		22-52	7-24	7-13	6 21 27	11 14	58	14	18	7	4 5	-22

Technical Fouls:NONE

	AFA	POR
Biggest lead	22 (2 nd 1:10)	1 (2 nd 19:01)
Best Scoring Run	11 (2 nd 1:10)	6 (1 st 1:51)
Lead Changes	2	
Times Tied	3	
Time with Lead	37:11	00:10

Points from	AFA	POR
Turnovers	24	14
Paint	44	24
Second Chance	8	8
Fast Breaks	10	4
Bench	27	7

Period by Period Scoring			
	1st	2nd	TOT
AFA	37	43	80
POR	33	25	58

NCAA

10

Official Basketball Box Score - Final

Eastern Wash. at Air Force

12/09/23 Cune Arena, U.S. Air Force Academy

2023-24 Men's Basketball

Game Time: 4:00 PM

Game Duration: 1:57

Attendance: 2,377

Eastern Wash. - 73

Record: 2-6

NO. Name	Min	FG M-A	3P M-A	FT M-A	Rebounds OR DR TOT	Fouls PF FD	TP	AS	TO	ST	Blocks BS BA	+/-
0 Cedric Coward	F 21:42	2-6	1-4	0-0	1 4 5	2 4	5	1	2	1	1 1	0
10 Ethan Price	F 23:57	3-5	0-1	0-0	1 3 4	2 1	6	2	3	1	3 0	0
31 Casey Jones	F 27:35	2-5	2-2	2-2	1 8 9	4 4	8	3	3	0	1 0	4
13 Jake Kymian	G 30:40	6-10	4-6	9-10	1 1 2	0 4	25	0	2	1	1 0	12
55 Ellis Magnuson	G 25:01	1-1	1-1	0-0	0 0 0	1 0	3	2	4	1	0 0	5
4 LeJuan Watts	26:46	4-6	2-2	3-4	0 5 5	5 2	13	3	2	0	2 1	3
21 Sebastian Hartmann	15:56	1-2	0-1	0-0	0 1 1	3 0	2	0	0	0	0 0	-5
32 Dane Ernkstrup	18:53	4-9	0-1	1-2	1 1 2	4 4	9	3	3	3	1 2	0
2 Mason Williams	09:30	1-2	0-0	0-0	0 2 2	0 0	2	2	1	1	0 0	6
Team					1 1 2		0		0			
Totals		24-46	10-18	15-18	6 26 32	21 19	73	16	20	8	9 4	5

Technical Fouls:Jones 2nd3:40

Air Force - 68

Record: 7-3


NO. Name	Min	FG M-A	3P M-A	FT M-A	Rebounds OR DR TOT	Fouls PF FD	TP	AS	TO	ST	Blocks BS BA	+/-
13 Chase Beasley	F 02:13	0-0	0-0	0-0	0 0 0	0 0	0	0	1	0	0 0	-7
14 Beau Becker	F 36:18	6-16	5-10	0-0	0 4 4	3 0	17	1	1	2	1 3	9
5 Ethan Taylor	G 39:31	9-17	4-10	0-0	0 2 2	3 1	22	3	1	3	1 1	-4
23 Kellan Boylan	G 40:00	1-6	0-1	6-8	2 3 5	4 7	8	3	3	1	2 1	-4
24 Jeffrey Mills	G 31:24	3-4	2-3	0-0	2 2 4	4 1	8	2	1	3	0 0	-5
31 Rytis Petraitis	35:56	3-12	0-3	7-9	4 4 8	3 11	13	4	6	2	0 4	9
11 Byron Brown	10:57	0-2	0-2	0-0	1 1 2	1 0	0	1	1	0	0 0	-9
15 Corbin Green	03:42	0-0	0-0	0-0	0 0 0	2 0	0	0	1	0	0 0	-14
Team					3 0 3		0		0			
Totals		22-57	11-29	13-17	12 16 28	22 20	68	14	15	11	4 9	-5

Technical Fouls:Green 2nd3:40Coach 2nd2:09Coach 2nd2:09

	EWU	AF
Biggest lead	18 (1 st 5:55)	1 (2 nd 5:31)
Best Scoring Run	12 (1 st 7:21)	13 (2 nd 9:45)
Lead Changes	2	
Times Tied	1	
Time with Lead	39:25	00:15

Points from	EWU	AF
Turnovers	14	31
Paint	24	18
Second Chance	10	18
Fast Breaks	6	5
Bench	26	13

Period by Period Scoring			
	1st	2nd	TOT
EWU	41	32	73
AF	26	42	68



0 Josh Gatete

F, 6-9, 190, Fr.
Granger, IN
(Penn HS)

Before Air Force

Helped lead Penn to 2022-23 conference, sectional and regional championships ... his Penn teams from 2020-23 had the most wins and best win percentage of all schools in the state of Indiana ... high school coach was Al Rhodes ... has played club ball for Indiana Elite Team Indiana, Mac Irvin Fire EYBL, Indiana Elite Gold Gauntlet and Sky Digg Elite ... graduated with a 3.96 grade-point average.


2023-24 Game-by-Game

Opponent	G-S	FG	3FG	FT	O-D	Rb	F	Pts	A	T	B	S	Mn
Portland St.					DNP								
LIU					DNP								
Delaware					DNP								
Lindenwood					DNP								
William & Mary					DNP								
Omaha					DNP								
VMI					DNP								
South Dakota					DNP								
Portland					DNP								
E. Washington					DNP								
UT Arlington													
Northern Colo.													
Utah State													
Nevada													
San Jose St.													
Colorado St.													
New Mexico													
UNLV													
Fresno St.													
Wyoming													
Boise St.													
San Diego St.													
Fresno St.													
San Jose St.													
UNLV													
New Mexico													
Boise St.													
Utah State													
Wyoming													
Colorado St.													

Season Highs

Points.....
Rebs.....
Assists.....
FGM.....
3FGM.....
FTM.....
Blk.....
Steals.....
Min.....

Career Highs



1 Sam Akinrelere

G, 6-2, 228, Fr.
Houston, TX
(USAFA Prep/Foster HS)

Before Air Force

Attended the USAFA Prep School in 2022-23 and played on the basketball team ... District MVP while at Foster ... three-time defensive player of the year ... high school coach was Reuben Fatheree.

2023-24 Game-by-Game

Opponent	G-S	FG	3FG	FT	O-D	Rb	F	Pts	A	T	B	S	Mn
Portland St.					DNP								
LIU					DNP								
Delaware					DNP								
Lindenwood					DNP								
William & Mary					DNP								
Omaha					DNP								
VMI					DNP								
South Dakota					DNP								
Portland					DNP								
E. Washington					DNP								
UT Arlington													
Northern Colo.													
Utah State													
Nevada													
San Jose St.													
Colorado St.													
New Mexico													
UNLV													
Fresno St.													
Wyoming													
Boise St.													
San Diego St.													
Fresno St.													
San Jose St.													
UNLV													
New Mexico													
Boise St.													
Utah State													
Wyoming													
Colorado St.													

Season Highs

Points.....
Rebs.....
Assists.....
FGM.....
3FGM.....
FTM.....
Blk.....
Steals.....
Min.....

Career Highs

Gatete Career Statistics

Year	GP-GS	Min-Avg	FG-A	Pct	3F-A	Pct	FT-A	Pct	Off-Def	Tot	Avg	PF-FO	A	TO	B	St	Pts	Avg
2023-24																		

Akinrelere Career Statistics

Year	GP-GS	Min-Avg	FG-A	Pct	3F-A	Pct	FT-A	Pct	Off-Def	Tot	Avg	PF-FO	A	TO	B	St	Pts	Avg
2023-24																		



2 Dawson Sarblah

G, 6-6, 200, Jr.
Greenville, AL
(Greenville)

- Did not appear in any games as a freshman or sophomore.

Before Air Force


5A first-team All-State ... Alabama vs. Mississippi All-Star ... 2020 5A Area 3 Tournament MVP ... 2021 5A Area 4 Tournament MVP ... school-record 24 points in a quarter, which is tied for fourth in the state ... school-record 31 rebounds in a game which is tied for second in the state.

2023-24 Game-by-Game														
Opponent	G-S	FG	3FG	FT	O-D	Rb	F	Pts	A	T	B	S	Mn	
Portland St.					DNP									
LIU					DNP									
Delaware					DNP									
Lindenwood					DNP									
William & Mary					DNP									
Omaha					DNP									
VMI					DNP									
South Dakota					DNP									
Portland					DNP									
E. Washington					DNP									
UT Arlington					DNP									
Northern Colo.					DNP									
Utah State					DNP									
Nevada					DNP									
San Jose St.					DNP									
Colorado St.					DNP									
New Mexico					DNP									
UNLV					DNP									
Fresno St.					DNP									
Wyoming					DNP									
Boise St.					DNP									
San Diego St.					DNP									
Fresno St.					DNP									
San Jose St.					DNP									
UNLV					DNP									
New Mexico					DNP									
Boise St.					DNP									
Utah State					DNP									
Wyoming					DNP									
Colorado St.					DNP									

Season Highs

Points.....
Rebs.....
Assists.....
FGM.....
3FGM.....
FTM.....
Blk.....
Steals.....
Min.....

Career Highs



3 Luke Kearney

F, 6-7, 205, Fr.
Phoenix, AZ
(USFA Prep/Bella Vista Prep)

- Has played in three games in reserve.
- Debut against LIU, with two points on a pair of free throws.

Before Air Force

Attended the USFA Prep School and played on basketball team in 2022-23 ... averaged 15 points a game on the Grind Session as a senior for Bella Vista Prep in 2021-22 ... prior to his stint at Bella Vista Prep, he attended O'Connor high school and was all-region, averaging 19 points per game ... played volleyball early in high school, playing setter ... coached at Bella Vista by Mike Smith ... National Honor Society member and graduated with 3.8 grade point average.

2023-24 Game-by-Game														
Opponent	G-S	FG	3FG	FT	O-D	Rb	F	Pts	A	T	B	S	Mn	
Portland St.					DNP									
LIU	1-0	0-0	0-0	2-2	0-0	0	1	2	0	0	0	0	1	
Delaware					DNP									
Lindenwood	1-0	1-1	0-0	0-0	0-0	0	0	0	0	0	0	0	1	
William & Mary					DNP									
Omaha					DNP									
VMI					DNP									
South Dakota					DNP									
Portland	1-0	0-2	0-2	1-2	0-0	0	0	1	0	0	0	0	2	
E. Washington					DNP									
UT Arlington					DNP									
Northern Colo.					DNP									
Utah State					DNP									
Nevada					DNP									
San Jose St.					DNP									
Colorado St.					DNP									
New Mexico					DNP									
UNLV					DNP									
Fresno St.					DNP									
Wyoming					DNP									
Boise St.					DNP									
San Diego St.					DNP									
Fresno St.					DNP									
San Jose St.					DNP									
UNLV					DNP									
New Mexico					DNP									
Boise St.					DNP									
Utah State					DNP									
Wyoming					DNP									
Colorado St.					DNP									

Season Highs

Points..... 2 vs. LIU 11-10
Rebs.....
Assists.....
FGM.....
3FGM.....
FTM..... 2 vs. LIU 11-10
Blk.....
Steals.....
Min..... 1 vs. LIU 11-10


Career Highs

Sarblah Career Statistics

Year	GP-GS	Min-Avg	FG-A	Pct	3F-A	Pct	FT-A	Pct	Off-Def	Tot	Avg	PF-FO	A	TO	B	St	Pts	Avg
2023-24																		

Kearney Career Statistics

Year	GP-GS	Min-Avg	FG-A	Pct	3F-A	Pct	FT-A	Pct	Off-Def	Tot	Avg	PF-FO	A	TO	B	St	Pts	Avg
2023-24	3-0	4-1.3	1-3	.333	0-2	.000	3-4	.750	0-0	0	0.0	1-0	0	0	0	0	5	1.7



4 Wyatt Boeker

F, 6-8, 205, Fr.
Tomball, TX
(The Woodlands Christian Academy)

Before Air Force

Lettered three years at The Woodlands Christian Academy ... First-team All-State, First-Team All-District ... helped lead team to state title in 2020-21 ... high school coach was Tanner Field ... National Honor Society and National Science Honor Society member ... scored a 1500 on SAT and graduated with 4.56 grade-point average.

2023-24 Game-by-Game

Opponent	G-S	FG	3FG	FT	O-D	Rb	F	Pts	A	T	B	S	Mn
Portland St.					DNP								
LIU					DNP								
Delaware					DNP								
Lindenwood					DNP								
William & Mary					DNP								
Omaha					DNP								
VMI					DNP								
South Dakota					DNP								
Portland					DNP								
E. Washington					DNP								
UT Arlington													
Northern Colo.													
Utah State													
Nevada													
San Jose St.													
Colorado St.													
New Mexico													
UNLV													
Fresno St.													
Wyoming													
Boise St.													
San Diego St.													
Fresno St.													
San Jose St.													
UNLV													
New Mexico													
Boise St.													
Utah State													
Wyoming													
Colorado St.													

2023-24 Game-by-Game

Opponent	G-S	FG	3FG	FT	O-D	Rb	F	Pts	A	T	B	S	Mn
Portland St.													
LIU													
Delaware													
Lindenwood													
William & Mary													
Omaha													
VMI													
South Dakota													



5 Ethan Taylor

G, 6-5, 195, Jr.
Houston, TX
(USAFA Prep/Memorial)

Team captain for 2023-24

- NCAA Top 100 in 7 categories.
- 1st in NCAA in mins (38.9), 8th in three's per game (3.67), 9th in 3pt ATT (89)
- 3rd in MW averaging 18.5 ppg, MW Top 10 in 10 categories.
- Has sat out just 16 mins of play for the Falcons this season.

- vs. EWU: 22 pts, 4 three's, 3 assists, 3 steals in 39 mins.
- vs. Portland: 16 pts, 13 coming in 2nd half, 4 three's, 3 assists and 2 steals.
- vs. VMI: game-high 19 pts, 4 three's, season-high 8 reb, 3 steals in 40 mins.
- vs. WM: Game-tying bucket with 3 seconds left to send game to OT. 24 pts, 17 in second half.
- vs. Delaware: game-high 24 pts. 4 three's, 4 reb, 3 assists, 1 blk, 40 mins.
- vs. LIU: Career-high's of 26 pts, 12 reb, 6 three's. 3rd career double-double.
- Also led team with 6 assists and 2 steals.

2023-24 Game-by-Game

Opponent	G-S	FG	3FG	FT	O-D	Rb	F	Pts	A	T	B	S	Mn
Portland St.	1-1	3-14	3-12	2-2	0-2	2	3	11	5	3	0	2	38
LIU	1-1	9-17	6-11	2-2	4-2	6	1	26	6	1	1	2	36
Delaware	1-1	8-19	4-11	4-4	0-4	4	2	24	3	3	1	0	40
Lindenwood	1-1	4-13	3-7	10-14	0-4	4	1	21	3	0	1	1	38
William & Mary	1-1	8-18	6-12	2-2	0-6	6	1	24	2	2	1	1	44
Omaha	1-1	6-12	2-8	2-3	0-4	4	1	16	3	3	0	0	38
VMI	1-1	7-13	4-8	1-3	2-6	8	1	19	3	1	0	3	40
South Dakota	1-1	2-13	1-6	2-2	0-6	6	1	7	2	1	3	2	40
Portland	1-1	6-10	4-6	0-0	1-3	4	3	16	3	3	0	2	36
E. Washington	1-1	9-17	4-10	0-0	0-2	2	3	22	3	1	1	3	39
UT Arlington													
Northern Colo.													
Utah State													
Nevada													
San Jose St.													
Colorado St.													
New Mexico													
UNLV													
Fresno St.													
Wyoming													
Boise St.													
San Diego St.													
Fresno St.													
San Jose St.													
UNLV													
New Mexico													
Boise St.													
Utah State													
Wyoming													
Colorado St.													

Season Highs

Points..... 26 vs. LIU 11-10
Rebs..... 12 vs. LIU 11-10
Assists..... 6 vs. LIU 11-10
FGM..... 9 vs. LIU 11-10
3FGM..... 6 twice
FTM..... 10 vs. Lindenwood 11-16
Blk..... 3 vs. South Dakota 11-26
Steals..... 3 twice
Min..... 44 vs. William & Mary 11-17

Career Highs

26 vs. LIU 11-10-23
 12 vs. LIU 11-10-23
 10 vs. Nevada 1-15-22
 9 vs. LIU 11-10
 6 twice
 10 vs. Lindenwood 11-16-23
 3 vs. South Dakota 11-26-23
 5 vs. TAMUC 11-14-22
 44 vs. William & Mary 11-17-23

Boeker Career Statistics

Year	GP-GS	Min-Avg	FG-A	Pct	3F-A	Pct	FT-A	Pct	Off-Def	Tot	Avg	PF-FO	A	TO	B	St	Pts	Avg
2023-24																		

Taylor Career Statistics

Year	GP-GS	Min-Avg	FG-A	Pct	3F-A	Pct	FT-A	Pct	Off-Def	Tot	Avg	PF-FO	A	TO	B	St	Pts	Avg
2021-22	28-28	977/34.9	86-215	.400	31-97	.320	37-53	.698	21-112	133	4.8	75-0	103	90	9	38	240	8.6
2022-23	31-30	933/30.1	78-195	.400	43-112	.384	22-36	.611	13-89	102	3.3	61-0	96	60	7	28	221	7.1
2023-24	10-10	390/39.0	62-146	.425	37-89	.416	25-32	.781	4-48	52	5.2	17-0	33	18	8	16	186	18.6
TOTAL	69-68	2299/33.3	226-556	.406	111-298	.372	84-121	.694	38-249	287	4.2	153-0	232	168	24	82	647	9.4



10 Caleb Walker

F, 6-9, 230, Fr.
Jefferson City, MO
(Eugene HS)

Before Air Force

Attended USAFA Prep School and was on the basketball team in 2022-23 ... all-state and all-conference at Eugene HS ... high school coach was Ethan Shackelford ... also played club ball for Missouri Elite, coached by Kyle Bowers ... graduated with 4.2 grade-point average ... National Honor Society member in addition to FBLA and FCA.

- father, Steve (Lt. Col. Retired) is a USAFA grad and played on the football team as a linebacker.

2023-24 Game-by-Game

Opponent	G-S	FG	3FG	FT	O-D	Rb	F	Pts	A	T	B	S	Mn
Portland St.					DNP								
LIU					DNP								
Delaware					DNP								
Lindenwood					DNP								
William & Mary					DNP								
Omaha					DNP								
VMI					DNP								
South Dakota					DNP								
Portland					DNP								
E. Washington					DNP								
UT Arlington					DNP								
Northern Colo.													
Utah State													
Nevada													
San Jose St.													
Colorado St.													
New Mexico													
UNLV													
Fresno St.													
Wyoming													
Boise St.													
San Diego St.													
Fresno St.													
San Jose St.													
UNLV													
New Mexico													
Boise St.													
Utah State													
Wyoming													
Colorado St.													

Season Highs

Points.....
Rebs.....
Assists.....
FGM.....
3FGM.....
FTM.....
Blk.....
Steals.....
Min.....

Career Highs



11 Byron Brown

G, 6-4, 205, Jr.
Sahuarita, AZ
(USAFA Prep/Sahuarita)

- Top reserve scorer averaging 3.9 ppg. 15-20 from free throw line.
- Entered season with four career points in 10 games played.

- vs. Portland: 4 pts, career-high 5 reb.
- vs. Omaha: 2 pts, 2 reb, 1 steal, 1 block in 25 mins.
- vs. Delaware: 7 pts, 2 reb in 23 mins.
- vs. LIU: Career high's of 13 pts, 4 FG, 5-6 FTH in 26 mins.
- vs. Portland St.: 3 pts in 6 mins off bench.

2022-23

- Played in seven games.

2023-24 Game-by-Game

Opponent	G-S	FG	3FG	FT	O-D	Rb	F	Pts	A	T	B	S	Mn
Portland St.	1-0	1-3	0-0	1-2	0-0	0	1	3	0	0	0	0	6
LIU	1-0	4-7	0-1	5-6	0-2	2	3	13	1	1	1	0	26
Delaware	1-0	3-7	0-2	1-2	2-0	2	0	7	0	0	0	0	23
Lindenwood	1-0	0-0	0-0	2-2	0-0	0	5	2	1	3	0	1	6
William & Mary	1-0	0-0	0-0	4-4	0-1	1	3	4	2	1	0	0	28
Omaha	1-0	1-4	0-2	0-0	0-2	2	2	2	0	2	1	1	25
VMI	1-0	0-3	0-1	0-0	0-0	0	3	0	0	0	0	0	13
South Dakota	1-0	1-3	1-2	1-2	1-1	2	1	4	1	0	0	1	17
Portland	1-0	1-2	1-2	1-2	0-5	5	2	4	2	1	0	0	17
E. Washington	1-0	0-2	0-2	0-0	1-1	2	1	0	1	1	0	0	11
UT Arlington													
Northern Colo.													
Utah State													
Nevada													
San Jose St.													
Colorado St.													
New Mexico													
UNLV													
Fresno St.													
Wyoming													
Boise St.													
San Diego St.													
Fresno St.													
San Jose St.													
UNLV													
New Mexico													
Boise St.													
Utah State													
Wyoming													
Colorado St.													

Season Highs

Points..... 13 vs. LIU 11-10
Rebs..... 2 twice
Assists..... 2 vs. William & Mary 11-17-23
FGM..... 4 vs. LIU 11-10
3FGM..... 1 twice
FTM..... 5 vs. LIU 11-10
Blk..... 1 twice
Steals..... 1, 3x
Min..... 28 vs. William & Mary 11-17

Career Highs

13 vs. LIU 11-10-23
2 twice
2 vs. William & Mary 11-17-23
4 vs. LIU 11-10-23
1 twice
5 vs. LIU 11-10-23
1, 3x
2 vs. UAPB 11-30-22
28 vs. William & Mary 11-17-23

Walker Career Statistics

Year	GP-GS	Min-Avg	FG-A	Pct	3F-A	Pct	FT-A	Pct	Off-Def	Tot	Avg	PF-FO	A	TO	B	St	Pts	Avg
2023-24																		

Brown Career Statistics

Year	GP-GS	Min-Avg	FG-A	Pct	3F-A	Pct	FT-A	Pct	Off-Def	Tot	Avg	PF-FO	A	TO	B	St	Pts	Avg
2021-22	3-0	10/3.4	1-1	1.000	0-0	.000	1-3	.333	0-0	0	0.0	0-0	0	0	1	0	3	1.0
2022-23	7-0	18/2.6	0-2	.000	0-2	.000	1-4	.250	0-1	1	0.1	3-0	1	1	1	3	1	0.1
2023-24	10-0	172/17.2	11-31	.355	2-12	.167	15-20	.750	4-12	16	1.6	21-1	8	9	2	3	39	3.9
TOTAL	20-0	200/10.0	12-34	.353	2-14	.143	17-27	.630	4-13	17	0.9	24-1	9	10	4	6	43	2.2



13 Chase Beasley

G/F, 6-6, 190, Jr.

Fort Washington, MD

(USAFA Prep/St. Stephens & St. Agnes)

- 4.4 ppg, 2.0 apg, .467 FG percentage. Has started every game.
- Entered season having played 22 minutes for career.

- vs. Portland: 1 pts, 2 assists and 4 reb.
- vs. VMI: 7 pts, 6 reb, 2 assists, 5-6 from line.
- vs. WM: Career-high 5 assists.
- vs. Delaware: 2 pts, 2 assists, 2 blocks in 20 mins.
- vs. LIU: 3 pts, 2 assists, 3 reb in 26 mins.
- vs. Portland St.: Career-high 14 pts and 4 assists in 37 mins.

2022-23

- Played in nine games, shooting a perfect 3-3 from field.

2023-24 Game-by-Game

Opponent	G-S	FG	3FG	FT	O-D	Rb	F	Pts	A	T	B	S	Mn
Portland St.	1-1	5-7	0-0	4-6	0-2	2	4	14	4	5	0	1	37
LIU	1-1	1-3	0-0	1-2	1-2	3	4	3	2	3	0	1	26
Delaware	1-1	1-2	0-0	0-0	0-1	1	1	2	2	0	2	0	20
Lindenwood	1-1	3-5	2-2	3-4	3-2	5	5	11	2	7	0	2	29
William & Mary	1-1	1-4	0-0	0-0	0-3	3	0	2	5	1	1	1	22
Omaha	1-1	1-2	0-1	0-0	1-1	2	3	2	1	2	0	1	17
VMI	1-1	1-4	0-3	5-6	4-2	6	1	7	2	2	0	0	30
South Dakota	1-1	1-3	0-2	0-0	1-1	2	2	2	0	0	0	0	13
Portland	1-1	0-0	0-0	1-2	0-4	4	0	1	2	0	0	0	12
E. Washington	1-1	0-0	0-0	0-0	0-0	0	0	0	0	1	0	0	2
UT Arlington													
Northern Colo.													
Utah State													
Nevada													
San Jose St.													
Colorado St.													
New Mexico													
UNLV													
Fresno St.													
Wyoming													
Boise St.													
San Diego St.													
Fresno St.													
San Jose St.													
UNLV													
New Mexico													
Boise St.													
Utah State													
Wyoming													
Colorado St.													

Season Highs

Points..... 14 vs. Portland St. 11-6
Rebs..... 6 vs. VMI 11-22
Assists..... 5 vs. William & Mary 11-17
FGM..... 5 vs. Portland St. 11-6
3FGM..... 2 vs. Lindenwood 11-16
FTM..... 5 vs. VMI 11-22
Blk..... 2 vs. Delaware 11-12
Steals..... 2 vs. Lindenwood 11-16
Min..... 37 vs. Portland St. 11-6

Career Highs

14 vs. Portland St. 11-6-22
 6 vs. VMI 11-22-23
 vs. William & Mary 11-17-23
 5 vs. Portland St. 11-6-23
 2 vs. Lindenwood 11-16-23
 5 vs. VMI 11-22
 2 vs. Delaware 11-12-23
 2 vs. Lindenwood 11-16-23
 37 vs. Portland St. 11-6-23



14 Beau Becker

F, 6-7, 205, Jr.

Dallas, TX

(USAFA Prep/Woodrow Wilson)

- Averaging 15.1 ppg and 5.6 rpg in 28.7 mpg. 52.1 percent shooting from field.
 - 6th in MW in blocks (1.3) and 7th in three's per game (2.1), 8th in FG%.
 - Did not appear in any games as a freshman. Averaged 7.4 ppg as a soph.

- vs. EWU: 17 pts, tied career-high with 5 three's, 4 reb, 2 steals.
 - vs. Portland: 11 pts, 4 reb, 2 assist and a block.
 - vs. VMI: 19 pts, 8 reb, career-high four blocks.
 - Air Force Classic All-Tournament after averaging 16.7 ppg in three games.
 - vs. WM: Career-high 31 points. 5-9 from three.
 - vs. Delaware: 10 pts, 4 reb, 2 assists, 26 mins.
 - vs. LIU: 20 pts in 20 mins, 14 pts in 2nd half. 8-12 FG, 3-5 3FG, 6 reb. 2nd career 20 pt game.
 - vs. Portland St.: Game-high 14 pts. 2 blocks and 2 three's.

2023-24 Game-by-Game

Opponent	G-S	FG	3FG	FT	O-D	Rb	F	Pts	A	T	B	S	Mn
Portland St.	1-1	6-12	2-6	0-2	1-6	7	4	14	0	2	2	1	30
LIU	1-1	8-12	3-5	1-1	4-2	6	4	20	1	0	0	0	20
Delaware	1-1	5-8	0-3	0-0	0-4	4	3	10	2	2	0	0	26
Lindenwood	1-1	4-9	1-2	4-5	0-6	6	1	13	3	0	2	0	25
William & Mary	1-1	12-18	5-9	2-2	1-4	5	3	31	2	0	1	0	35
Omaha	1-1	2-4	2-4	0-0	0-4	4	4	6	0	1	1	0	18
VMI	1-1	9-17	1-8	0-0	1-7	8	1	19	2	2	4	0	37
South Dakota	1-1	4-10	1-4	1-2	1-7	8	1	10	1	1	1	0	31
Portland	1-1	5-11	1-4	0-0	1-3	4	2	11	2	2	1	1	28
E. Washington	1-1	6-16	5-10	0-0	0-4	4	3	17	1	1	1	2	36
UT Arlington													
Northern Colo.													
Utah State													
Nevada													
San Jose St.													
Colorado St.													
New Mexico													
UNLV													
Fresno St.													
Wyoming													
Boise St.													
San Diego St.													
Fresno St.													
San Jose St.													
UNLV													
New Mexico													
Boise St.													
Utah State													
Wyoming													
Colorado St.													

Season Highs

Points..... 31 vs. William & Mary 11-17
Rebs..... 8 twice
Assists..... 3 vs. Lindenwood 11-16
FGM..... 12 vs. William & Mary 11-17
3FGM..... 5 vs. William & Mary 11-17
FTM..... 4 vs. Lindenwood 11-16
Blk..... 4 vs. VMI 11-22
Steals..... 2 vs. EWU 12-9
Min..... 37 vs. VMI 11-22

Career Highs


31 vs. William & Mary 11-17-23
 10 vs. Boise State 1-31-23
 6 vs. UNLV 2-24-23
 12 vs. William & Mary 11-17-23
 5 twice
 4 vs. Lindenwood 11-16
 4 vs. VMI 11-22
 2, 4x
 40 vs. UNLV 2-24-23

Beasley Career Statistics

Year	GP-GS	Min-Avg	FG-A	Pct	3F-A	Pct	FT-A	Pct	Off-Def	Tot	Avg	PF-FO	A	TO	B	St	Pts	Avg
2022-23	9-0	22/2.4	3-3	1.000	0-0	.000	1-2	.500	3-4	7	0.8	0-0	1	1	0	0	7	0.8
2023-24	10-10	208/20.8	14-30	.467	2-8	.250	14-20	.700	10-18	28	2.8	20-1	20	21	3	6	44	4.4
TOTAL	19-10	229/12.1	17-33	.515	2-8	.250	15-22	.682	13-22	35	1.8	20-1	21	22	3	6	51	2.7

Becker Career Statistics

Year	GP-GS	Min-Avg	FG-A	Pct	3F-A	Pct	FT-A	Pct	Off-Def	Tot	Avg	PF-FO	A	TO	B	St	Pts	Avg
2022-23	27-15	571/21.1	76-182	.418	32-95	.337	15-25	.600	20-73	93	3.4	53-1	26	16	23	11	199	7.4
2023-24	10-10	287/28.7	61-117	.521	21-55	.382	8-12	.667	9-47	56	5.6	26-0	14	11	13	4	151	15.1
TOTAL	37-25	857/23.2	137-299	.458	53-150	.353	23-37	.622	29-120	149	4.0	79-1	40	27	36	15	350	9.5



15 Corbin Green
F, 6-5, 230, Fr.
Midlothian, TX
(USAFA Prep/Midlothian)

- 2.6 ppg, 3.0 rpg, 1.0 bpg in 11.7 mpg.
- vs. Portland: 2 pts, 3 reb, assist, steal and block in 11 mins.
- vs. Omaha: 11 pts, 9 reb. Game-winning basket with 15 seconds left.
- vs. Delaware: 2 pts, 4, reb, 2 assists in 14 mins.
- vs. LIU: 6 pts, 4 BLK, 4 assists, 6 reb in 20 mins.
- vs. Portland St.: 2 rebounds in 10 mins.

2023-24 Game-by-Game

Opponent	G-S	FG	3FG	FT	O-D	Rb	F	Pts	A	T	B	S	Mn
Portland St.	1-0	0-0	0-0	0-0	0-2	2	1	0	0	0	0	0	10
LIU	1-0	3-7	0-3	0-1	2-4	6	3	6	4	3	4	0	20
Delaware	1-0	1-3	0-1	0-0	1-3	4	2	2	2	0	0	0	14
Lindenwood	1-0	0-1	0-0	2-2	0-5	5	3	2	2	0	2	2	15
William & Mary	1-0	0-0	0-0	1-2	0-0	0	3	1	0	1	0	0	10
Omaha	1-0	3-5	0-1	5-7	0-9	9	2	11	1	2	3	0	22
VMI	1-0	0-2	0-0	0-0	0-0	0	0	0	0	1	0	1	3
South Dakota	1-0	1-2	0-0	0-0	0-1	1	0	2	0	0	0	0	9
Portland	1-0	1-3	0-1	0-0	1-2	3	1	2	1	1	1	1	11
E. Washington	1-0	0-0	0-0	0-0	0-0	0	2	0	0	1	0	0	4
UT Arlington													
Northern Colo.													
Utah State													
Nevada													
San Jose St.													
Colorado St.													
New Mexico													
UNLV													
Fresno St.													
Wyoming													
Boise St.													
San Diego St.													
Fresno St.													
San Jose St.													
UNLV													
New Mexico													
Boise St.													
Utah State													
Wyoming													
Colorado St.													

Season Highs

Points..... 11 vs. Omaha 11-19
Rebs..... 9 vs. Omaha 11-19
Assists..... 4 vs. LIU 11-10
FGM..... 3 vs. LIU 11-10
3FGM.....
FTM..... 5 vs. Omaha 11-19
Blk..... 4 vs. LIU 11-10
Steals..... 2 vs. Lindenwood 11-16
Min..... 22 vs. Omaha 11-19

Career Highs

17 vs. USC-Upstate 11-21-22
12 vs. USC-Upstate 11-21-22
6 vs. USC-Upstate 11-21-22
6, 3x
2 vs. Montana 11-27-22
5 vs. Omaha 11-19-23
4 vs. Montana 11-27-22
4 vs. MVSU 11-23-22
37 vs. MVSU 11-23-22



21 Solo Jones
F, 6-8, 199, Fr.
Long Beach, CA
(USAFA Prep/Los Alamitos)

- 2022-23
- Made debut against South Dakota.

2023-24 Game-by-Game

Opponent	G-S	FG	3FG	FT	O-D	Rb	F	Pts	A	T	B	S	Mn
Portland St.													DNP
LIU													DNP
Delaware													DNP
Lindenwood													DNP
William & Mary													DNP
Omaha													DNP
VMI													DNP
South Dakota													DNP
Portland													DNP
E. Washington													DNP
UT Arlington													
Northern Colo.													
Utah State													
Nevada													
San Jose St.													
Colorado St.													
New Mexico													
UNLV													
Fresno St.													
Wyoming													
Boise St.													
San Diego St.													
Fresno St.													
San Jose St.													
UNLV													
New Mexico													
Boise St.													
Utah State													
Wyoming													
Colorado St.													

Season Highs

Points.....
Rebs.....
Assists.....
FGM.....
3FGM.....
FTM.....
Blk.....
Steals.....
Min.....

Career Highs


1 vs. South Dakota 12-6-22

Green Career Statistics

Year	GP-GS	Min-Avg	FG-A	Pct	3F-A	Pct	FT-A	Pct	Off-Def	Tot	Avg	PF-FO	A	TO	B	St	Pts	Avg
2022-23	24-12	463/19.3	59-114	.518	7-24	.292	31-50	.620	15-51	66	2.8	56-1	35	35	34	16	156	6.5
2023-24	10-0	117/11.7	9-23	.391	0-6	.000	8-12	.667	4-26	30	3.0	17-0	10	9	10	4	26	2.6
TOTAL	34-12	580/17.1	68-137	.496	7-30	.233	39-62	.629	19-77	96	2.8	73-1	45	44	44	20	182	5.4

Jones Career Statistics

Year	GP-GS	Min-Avg	FG-A	Pct	3F-A	Pct	FT-A	Pct	Off-Def	Tot	Avg	PF-FO	A	TO	B	St	Pts	Avg
2022-23	1-0	1-1.0	0-0	.000	0-0	.000	0-0	.000	0-0	0	0.0	0-0	0	0	0	0	0	0.0



23 Kellan Boylan

G/F, 6-7, 200, So.
Overland Park, KS
(Bishop Miege)

- 8.0 ppg, 6.8 rpg in 36.4 mpg.
- Enters season having played 6 career games.
- 8th in MW in rebounding and 2nd in mins per game.
- vs. EWU: 8 pts, 5 reb, 6-8 from line, 2 blocks
- vs. Portland: 15 pts, 6 reb, career-high 5 steals in 34 mins.
- vs. SD: 6 pts, 4 reb, career-high 5 assists
- vs. VMI: 5 pts, 7 reb, career-high 4 assists.
- vs. Omaha: Career-high 13 pts, to go with 6 reb in 38 mins.
- vs. WM: 8 pts, 10 reb, 3 steals, 3 blocks in 42 mins.
- vs. Portland St.: 7 pts and 15 reb in 36 mins in 1st-career start. 6 o-rebs.
- His 15 boards vs. Portland State are the most in a game by a Falcon since 2019 (Ryan Swan with 16 vs. UNLV on Feb. 12, 2019).

2023-24 Game-by-Game

Opponent	G-S	FG	3FG	FT	O-D	Rb	F	Pts	A	T	B	S	Mn
Portland St.	1-1	3-5	1-2	0-1	6-9	15	4	7	2	1	0	1	36
LIU	1-1	1-3	0-0	4-7	0-6	6	1	6	3	2	1	1	39
Delaware	1-1	3-5	0-1	0-1	1-4	5	3	6	1	6	1	0	40
Lindenwood	1-1	1-4	1-3	3-4	0-4	4	4	6	3	0	2	1	28
William & Mary	1-1	2-3	0-1	4-5	2-8	10	2	8	2	1	3	3	42
Omaha	1-1	4-8	2-5	3-4	3-3	6	2	13	2	1	0	0	38
VMI	1-1	2-7	1-5	0-1	1-6	7	1	5	4	3	0	2	37
South Dakota	1-1	2-5	0-2	2-2	2-2	4	3	6	5	1	0	2	30
Portland	1-1	5-10	1-4	0-0	0-6	6	2	15	3	3	2	5	34
E. Washington	1-1	1-6	0-1	6-8	2-3	5	4	8	3	2	2	1	40
UT Arlington													
Northern Colo.													
Utah State													
Nevada													
San Jose St.													
Colorado St.													
New Mexico													
UNLV													
Fresno St.													
Wyoming													
Boise St.													
San Diego St.													
Fresno St.													
San Jose St.													
UNLV													
New Mexico													
Boise St.													
Utah State													
Wyoming													
Colorado St.													

Season Highs

Points..... 13 vs. Omaha 11-19
Rebs..... 15 vs. Portland State 11-16
Assists..... 5 vs. South Dakota 11-26
FGM..... 4 vs. Omaha 11-19
3FGM..... 2 vs. Omaha 11-19
FTM..... 6 vs. EWU 12-9
Blk..... 3 vs. William & Mary 11-17
Steals..... 5 vs. Portland 12-3
Min..... 42 vs. William & Mary 11-17

Career Highs

13 vs. Omaha 11-19-23
 15 vs. Portland State 11-16-23
 5 vs. South Dakota 11-26-23
 4 vs. Omaha 11-19-23
 vs. Omaha 11-19-23
 6 vs. EWU 12-9
 3 vs. William & Mary 11-17-23
 5 vs. Portland 12-3-23
 42 vs. William & Mary 11-17-23



24 Jeffrey Mills

G, 6-4, 200, Jr.
Flower Mound, TX
(USAFA Prep/Flower Mound)

- 2nd-year starter averaging 8.8 ppg and 3.5 rpg.
- Second in MW in steals per game (1.9).
- Hit go-ahead three to lift Air Force to 58-57 win at South Dakota.
- vs. EWU: 8 pts, 3 steals, 4 reb.
- vs. Portland: 10 pts, 4 assists.
- vs. SD: 9 pts, 6 reb, 3 assists, career-high 5 steals. Hit key three late in game.
- vs. VMI: 14 pts, 3 reb, 4 assists, 2 steals.
- vs. WM: 8 pts, season-high 37 mins.
- vs. Lindenwood: Career-high 17 pts, 6-7 from field.
- vs. Delaware: 6 pts, 4 assists, 2-3 from three, 2 steals in 36 mins.
- vs. LIU: 4 pts, 5 assists in 27 mins.
- vs. Portland St.: 3 pts, 3 reb, 2 assists in 36 mins.

2023-24 Game-by-Game

Opponent	G-S	FG	3FG	FT	O-D	Rb	F	Pts	A	T	B	S	Mn
Portland St.	1-1	1-8	0-5	1-4	1-2	3	3	3	2	1	0	1	36
LIU	1-1	1-5	1-3	1-2	0-2	2	3	4	5	2	0	0	27
Delaware	1-1	2-5	2-3	0-0	1-2	3	3	6	4	0	0	2	36
Lindenwood	1-1	6-7	1-2	4-6	1-5	6	1	17	0	1	0	4	36
William & Mary	1-1	2-7	1-2	3-4	0-1	1	2	8	0	1	0	1	37
Omaha	1-1	2-9	1-6	3-3	0-6	6	2	8	1	1	1	1	38
VMI	1-1	6-10	2-4	0-2	0-3	3	2	14	4	1	0	2	38
South Dakota	1-1	4-10	1-2	0-2	2-4	6	1	9	3	1	0	5	37
Portland	1-1	5-7	0-2	0-0	0-1	1	1	10	4	0	0	0	37
E. Washington	1-1	3-4	2-3	0-0	2-2	4	4	8	2	1	0	3	31
UT Arlington													
Northern Colo.													
Utah State													
Nevada													
San Jose St.													
Colorado St.													
New Mexico													
UNLV													
Fresno St.													
Wyoming													
Boise St.													
San Diego St.													
Fresno St.													
San Jose St.													
UNLV													
New Mexico													
Boise St.													
Utah State													
Wyoming													
Colorado St.													

Season Highs

Points..... 17 vs. Lindenwood 11-16
Rebs..... 6, 3x
Assists..... 5 vs. LIU 11-10
FGM..... 6 vs. Lindenwood 11-16
3FGM..... 2 vs. Delaware 11-12
FTM..... 4 vs. Lindenwood 11-16
Blk..... 1 vs. Omaha 11-19
Steals..... 5 vs. South Dakota 11-26
Min..... 38 vs. Omaha 11-19

Career Highs

17 vs. Lindenwood 11-16-23
 7 vs. New Mexico 2-10-23
 9 vs. UAPB 11-30-22
 6 vs. Lindenwood 11-16-23
 2, 5x
 6 vs. Portland 11-17-22
 1, 3x
 5 vs. South Dakota 11-26
 39 vs. Portland St. 12-3-22

Boylan Career Statistics

Year	GP-GS	Min-Avg	FG-A	Pct	3F-A	Pct	FT-A	Pct	Off-Def	Tot	Avg	PF-FO	A	TO	B	St	Pts	Avg
2022-23	6-0	8/1.3	0-1	.000	0-0	.000	0-0	.000	0-0	0	0.0	2-0	0	0	0	0	0	0.0
2023-24	10-10	36.4/36.4	24-56	.429	7-25	.280	25-36	.694	17-51	68	6.8	26-0	28	21	11	16	80	8.0
TOTAL	16-10	37.2/23.2	24-57	.421	7-25	.280	25-36	.694	17-51	68	4.3	28-0	28	21	11	16	80	5.0

Mills Career Statistics

Year	GP-GS	Min-Avg	FG-A	Pct	3F-A	Pct	FT-A	Pct	Off-Def	Tot	Avg	PF-FO	A	TO	B	St	Pts	Avg
2021-22	27-1	46.0/17.1	32-82	.390	6-34	.176	8-19	.421	10-20	30	1.1	35-0	41	29	0	16	78	2.9
2022-23	28-26	64.6/23.1	50-115	.435	13-43	.302	19-29	.655	19-39	58	2.1	68-1	73	30	3	12	132	4.7
2023-24	10-10	35.3/35.3	32-72	.444	11-32	.344	12-23	.522	7-28	35	3.5	22-0	25	9	2	19	87	8.7
TOTAL	65-37	146.0/22.5	114-269	.424	30-109	.27	53.9-71	.549	36-87	123	1.9	125-1	139	68	5	47	297	4.6



25 Warren Gorman

G, 6-4, 200, So.
Flower Mound, TX
(USAFA Prep/Flower Mound)

Before Air Force

Team MVP ... also earned team Grindhouse and Minds in Motion Award ... high school coach was Drayne Bryant ... also played club ball for Team Truth and Team Loaded ... also competed in track as a high jumper ... graduated with High Honors, National Honors Society member, Superintendent's Scholar Award, Principal's Academic Excellence Award, AP scholar with honors.

2023-24 Game-by-Game

Opponent	G-S	FG	3FG	FT	O-D	Rb	F	Pts	A	T	B	S	Mn
Portland St.					DNP								
LIU					DNP								
Delaware					DNP								
Lindenwood					DNP								
William & Mary					DNP								
Omaha					DNP								
VMI					DNP								
South Dakota					DNP								
Portland					DNP								
E. Washington					DNP								
UT Arlington													
Northern Colo.													
Utah State													
Nevada													
San Jose St.													
Colorado St.													
New Mexico													
UNLV													
Fresno St.													
Wyoming													
Boise St.													
San Diego St.													
Fresno St.													
San Jose St.													
UNLV													
New Mexico													
Boise St.													
Utah State													
Wyoming													
Colorado St.													

Season Highs

Points.....
Rebs.....
Assists.....
FGM.....
3FGM.....
FTM.....
Blk.....
Steals.....
Min.....

Career Highs



31 Rytis Petraitis

F, 6-7, 210, So.
Arlington, TX
(USAFA Prep/The Oak Ridge School)

- Averaging 17.3 ppg, 6.3 rpg, 2.7 spg since returning.
- Missed first 7 games recovering from offseason surgery.
- vs. EWU: 13 pts, 8 reb, 4 assists, 2 steals in 36 mins.
- vs. Portland: Game-high 20 pts in 21 mins; 5 reb, 3 steals
- vs. South Dakota: season debut with game-high 18 pts, adding 6 reb, 3 steals.
- Bob Beckel team MVP.
- Top scoring freshman in MW. 332 pts is 2nd most ever by an AF freshman.
- MW freshman record 104 free throw attempts in MW play.
- AF frosh records for FT makes and attempts (113-161).
- 6x MW Freshman of the Week (Dec. 12, 19, 26, Jan. 2, Jan. 23, Feb. 20).
- 106 for 153 from line, with both totals being school freshman records.
- 2nd on team with 10.4 ppg and led team with 6.2 rpg.
- 2nd on team with 11.4 ppg and 1st with 6.5 rpg in MW games.
- Had 6 double-doubles on the season, the most by a MW freshman.

2023-24 Game-by-Game

Opponent	G-S	FG	3FG	FT	O-D	Rb	F	Pts	A	T	B	S	Mn
Portland St.					DNP								
LIU					DNP								
Delaware					DNP								
Lindenwood					DNP								
William & Mary					DNP								
Omaha					DNP								
VMI					DNP								
South Dakota	1-0	6-12	2-4	4-8	1-5	6	2	18	2	1	0	3	22
Portland	1-0	8-12	1-3	3-5	3-2	5	3	20	2	2	1	3	21
E. Washington	1-0	3-12	0-3	7-9	4-4	8	3	13	4	6	0	2	36
UT Arlington													
Northern Colo.													
Utah State													
Nevada													
San Jose St.													
Colorado St.													
New Mexico													
UNLV													
Fresno St.													
Wyoming													
Boise St.													
San Diego St.													
Fresno St.													
San Jose St.													
UNLV													
New Mexico													
Boise St.													
Utah State													
Wyoming													
Colorado St.													

Season Highs

Points..... 20 vs. Portland 12-3
Rebs..... 8 vs. EWU 12-9
Assists..... 4 vs. EWU 12-9
FGM..... 8 vs. Portland 12-3
3FGM..... 2 vs. South Dakota 11-26
FTM..... 7 vs. EWU 12-9
Blk..... 1 vs. Portland 12-3
Steals..... 3 twice
Min..... 36 vs. EWU 12-9

Career Highs

22 vs. Portland St. 12-3
13 vs. Colorado St. 1-10
6 vs. Fresno State 2-21
8 twice
2, 3x
8 twice
2, 6x
4 vs. Portland St. 12-3
45 vs. Colorado St. 1-10

Gorman Career Statistics

Year	GP-GS	Min-Avg	FG-A	Pct	3F-A	Pct	FT-A	Pct	Off-Def	Tot	Avg	PF-FO	A	TO	B	St	Pts	Avg
2023-24																		

Petraitis Career Statistics

Year	GP-GS	Min-Avg	FG-A	Pct	3F-A	Pct	FT-A	Pct	Off-Def	Tot	Avg	PF-FO	A	TO	B	St	Pts	Avg
2022-23	32-16	850/26.6	101-209	.483	17-52	.327	113-161	.702	53-145	198	6.2	85-1	87	51	23	30	332	10.4
2023-24	3-0	79/26.4	17-36	.472	3-10	.300	14-22	.636	8-11	19	6.3	8-0	8	9	1	8	51	17.0
TOTAL	35-16	929/26.5	118-245	.482	20-62	.323	127-183	.694	61-156	217	6.2	93-1	95	60	24	38	383	10.9



32 Kolby Gilles

F, 6-5, 240, Fr.

Chicago, IL

(USAFA Prep/St. Ignatius College Prep)

- Eight games played, the most of any Air Force freshman.
- vs. Omaha: two assists in 4 mins.
- vs. LIU: One basket in 4 mins.
- vs. Portland St.: Lone freshman to play, collecting 2 pts and 2 reb in 7 mins.

Before Air Force

Attended the USAFA Prep School in 2022-23 and played on the basketball team ... lettered four years in basketball at St. Ignatius ... led St. Ignatius to a third-place finish in state championships, also earning IHSA conference, 3A regional, 3A sectional and 3A super sectional championships ... All-Chicago Catholic League ... team captain ... earned the team coaches award ... high school coach was Matt Monroe ... high honor roll and Latin National Honor Society member.

2023-24 Game-by-Game

Opponent	G-S	FG	3FG	FT	O-D	Rb	F	Pts	A	T	B	S	Mn
Portland St.	1-0	1-1	0-0	1-2	0-2	2	4	3	0	0	0	0	7
LIU	1-0	1-1	0-0	0-0	0-0	0	1	2	0	0	0	0	4
Delaware					DNP								
Lindenwood	1-0	1-4	0-1	0-2	1-1	2	2	2	0	1	0	0	19
William & Mary	1-0	0-0	0-0	2-2	0-0	0	0	2	1	1	0	0	8
Omaha	1-0	0-0	0-0	0-0	0-0	0	1	0	2	1	0	1	4
VMI	1-0	0-0	0-0	0-2	0-0	0	0	0	1	0	0	0	3
South Dakota	1-0	0-1	0-0	0-0	0-0	0	2	0	0	1	0	0	2
Portland	1-0	0-0	0-0	0-0	0-0	0	0	0	0	0	0	0	2
E. Washington					DNP								
UT Arlington													
Northern Colo.													
Utah State													
Nevada													
San Jose St.													
Colorado St.													
New Mexico													
UNLV													
Fresno St.													
Wyoming													
Boise St.													
San Diego St.													
Fresno St.													
San Jose St.													
UNLV													
New Mexico													
Boise St.													
Utah State													
Wyoming													
Colorado St.													

Season Highs

Points..... 3 vs. Portland St. 11-6
Rebs..... 2 vs. Portland St. 11-6
Assists.....
FGM..... 1, 3x
3FGM.....
FTM..... 2 vs. William & Mary 11-17
Blk.....
Steals.....
Min..... 19 vs. Lindenwood 11-16

Career Highs



33 Brady Ruggles

G, 6-6, 195, Fr.

Wheaton, IL

(USAFA Prep/Danville HS)

- Has played in three games in reserve.
- vs. LIU: Collegiate debut with one minute.

Before Air Force

Attended the USAFA Prep School and was on the basketball team in 2022-23 ... earned two varsity letters at Danville ... all-state ... team captain ... helped lead Danville to sectional and conference championships ... set school record for most points in a season ... high school coach was Brian Barber ... also played for Mercury Elite, coached by Jon Rush ... academic all-state and high honor roll.

2023-24 Game-by-Game

Opponent	G-S	FG	3FG	FT	O-D	Rb	F	Pts	A	T	B	S	Mn
Portland St.					DNP								
LIU	1-0	0-0	0-0	0-0	0-0	0	0	0	0	0	0	0	1
Delaware					DNP								
Lindenwood	1-0	0-0	0-0	0-0	0-0	0	0	0	0	0	0	0	1
William & Mary					DNP								
Omaha					DNP								
VMI					DNP								
South Dakota					DNP								
Portland	1-0	0-0	0-0	0-0	0	0	0	0	0	0	0	0	1
E. Washington					DNP								
UT Arlington													
Northern Colo.													
Utah State													
Nevada													
San Jose St.													
Colorado St.													
New Mexico													
UNLV													
Fresno St.													
Wyoming													
Boise St.													
San Diego St.													
Fresno St.													
San Jose St.													
UNLV													
New Mexico													
Boise St.													
Utah State													
Wyoming													
Colorado St.													

Season Highs

Points.....
Rebs.....
Assists.....
FGM.....
3FGM.....
FTM.....
Blk.....
Steals.....
Min..... 1 twice

Career Highs

Gilles Career Statistics

Year	GP-GS	Min-Avg	FG-A	Pct	3F-A	Pct	FT-A	Pct	Off-Def	Tot	Avg	PF-FO	A	TO	B	St	Pts	Avg
2023-24	8-0	49/6.1	3-7	.429	0-1	.000	3-8	.375	1-3	4	0.5	10-0	4	4	0	1	9	1.1

Ruggles Career Statistics

Year	GP-GS	Min-Avg	FG-A	Pct	3F-A	Pct	FT-A	Pct	Off-Def	Tot	Avg	PF-FO	A	TO	B	St	Pts	Avg
2023-24	2-0	2-1.0	0-0	.000	0-0	.000	0-0	.000	0-0	0	0.0	0-0	0	0	0	0	0	0.0



40 Nate Robinson

G, 5-9, 145, Fr.
Orlando, FL

(Bishop Moore Catholic HS)

Before Air Force

Sharp-shooter Award, Coaches Award and tournament MVP at Bishop Moore ... high school coach was Alain Laroche ... played club ball for Tnt Elite ... graduated with a 4.0 unweighted grade-point average, Mu Alpha Theta, National Honor Society, Athletic Honor Society, Las Avispas and Rho Kappa.

2023-24 Game-by-Game															
Opponent	G-S	FG	3FG	FT	O-D	Rb	F	Pts	A	T	B	S	Mn		
Portland St.					DNP										
LIU					DNP										
Delaware					DNP										
Lindenwood					DNP										
William & Mary					DNP										
Omaha					DNP										
VMI					DNP										
South Dakota					DNP										
Portland					DNP										
E. Washington															
UT Arlington															
Northern Colo.															
Utah State															
Nevada															
San Jose St.															
Colorado St.															
New Mexico															
UNLV															
Fresno St.															
Wyoming															
Boise St.															
San Diego St.															
Fresno St.															
San Jose St.															
UNLV															
New Mexico															
Boise St.															
Utah State															
Wyoming															
Colorado St.															

Season Highs	Career Highs
Points.....	
Rebs.....	
Assists.....	
FGM.....	
3FGM.....	
FTM.....	
Blk.....	
Steals.....	
Min.....	

Robinson Career Statistics																	
Year	GP-GS	Min-Avg	FG-A	Pct	3F-A	Pct	FT-A	Pct	Off-Def	Tot	Avg	PF-FO	A	TO	B	St	Pts Avg
2023-24																	

Celichowski Career Statistics																	
Year	GP-GS	Min-Avg	FG-A	Pct	3F-A	Pct	FT-A	Pct	Off-Def	Tot	Avg	PF-FO	A	TO	B	St	Pts Avg
2023-24																	



51 Wesley Celichowski

C, 7-0, 245, Fr.
Georgetown, IN

(USAFA Prep/Floyd Central HS)

Before Air Force

Attended USAFA Prep School in 2022-23 and played on basketball team ... averaged 13.5 ppg and 8.5 rpg as a senior at Floyd Central ... 2022 HBCA All-Star, Hoosier Basketball Magazine Top 60 Workout, All-Hoosier Hills Conference ... helped lead Floyd Central to Hoosier Hills Basketball Conference titles in 2021 and 2022 ... part of 2020 and 2022 Sectional Championship teams ... high school coach was Todd Sturgeon ... National Honors Society member ... graduated with 4.3 grade point average ... 2022 Academic All-Star ... played club ball for Louisville Legends, coached by Dion Lee, Clay Ryan and Derrance Lawson ... 2021 NY2LA 17U All-League honorable mention..

2023-24 Game-by-Game															
Opponent	G-S	FG	3FG	FT	O-D	Rb	F	Pts	A	T	B	S	Mn		
Portland St.					DNP										
LIU					DNP										
Delaware					DNP										
Lindenwood					DNP										
William & Mary					DNP										
Omaha					DNP										
VMI					DNP										
South Dakota					DNP										
Portland					DNP										
E. Washington															
UT Arlington															
Northern Colo.															
Utah State															
Nevada															
San Jose St.															
Colorado St.															
New Mexico															
UNLV															
Fresno St.															
Wyoming															
Boise St.															
San Diego St.															
Fresno St.															
San Jose St.															
UNLV															
New Mexico															
Boise St.															
Utah State															
Wyoming															
Colorado St.															

Season Highs	Career Highs
Points.....	
Rebs.....	
Assists.....	
FGM.....	
3FGM.....	
FTM.....	
Blk.....	
Steals.....	
Min.....	



2023-24 Air Force Men's Basketball Combined Team Statistics All games

Page 1/1
as of Dec 10, 2023

Game Records

Record	Overall	Home	Away	Neutral
ALL GAMES	7-3	4-2	3-1	0-0
CONFERENCE	0-0	0-0	0-0	0-0
NON-CONFERENCE	7-3	4-2	3-1	0-0

Score by Periods

Team	1st	2nd	OT	TOT
Air Force	325	335	18	678
Opponents	289	323	9	621

Team Box Score

Team Box Score																						
No.	Player				Total		3-Point		F-Throw		Rebounds											
		GP-GS	MIN	AVG	FG-FGA	FG%	3FG-3FGA	3FG%	FT-FTA	FT%	OFF	DEF	TOT	AVG	PF	DQ	A	TO	BLK	STL	PTS	AVG
5	TAYLOR, Ethan	10-10	389:53	39.0	62-146	.425	37-89	.416	25-32	.781	4	48	52	5.2	17	0	33	18	8	16	186	18.6
31	PETRAITIS, Rytis	3-0	79:04	26.4	17-36	.472	3-10	.300	14-22	.636	8	11	19	6.3	8	0	8	9	1	8	51	17.0
14	BECKER, Beau	10-10	286:36	28.7	61-117	.521	21-55	.382	8-12	.667	9	47	56	5.6	26	0	14	11	13	4	151	15.1
24	MILLS, Jeffrey	10-10	353:17	35.3	32-72	.444	11-32	.344	12-23	.522	7	28	35	3.5	22	0	25	9	2	19	87	8.7
23	BOYLAN, Kellan	10-10	363:41	36.4	24-56	.429	7-25	.280	25-36	.694	17	51	68	6.8	26	0	28	21	11	16	80	8.0
13	BEASLEY, Chase	10-10	207:41	20.8	14-30	.467	2-8	.250	14-20	.700	10	18	28	2.8	20	1	20	21	3	6	44	4.4
11	BROWN, Byron	10-0	171:47	17.2	11-31	.355	2-12	.167	15-20	.750	4	12	16	1.6	21	1	8	9	2	3	39	3.9
15	GREEN, Corbin	10-0	117:14	11.7	9-23	.391	0-6	.000	8-12	.667	4	26	30	3.0	17	0	10	9	10	4	26	2.6
3	KEARNEY, Luke	3-0	03:38	1.2	1-3	.333	0-2	.000	3-4	.750	0	0	0	0.0	0	0	0	0	0	0	5	1.7
32	GILLES, Kolby	8-0	48:44	6.1	3-7	.429	0-1	.000	3-8	.375	1	3	4	0.5	10	0	4	4	0	1	9	1.1
33	RUGGLES, Brady	3-0	03:25	1.1	0-0	.000	0-0	.000	0-0	.000	0	0	0	0.0	0	0	0	0	0	0	0	0.0
Team											10	13	23					10				
Total		10	2025		234-521	.449	83-240	.346	127-189	.672	74	257	331	33.1	167	2	150	121	50	77	678	67.8
Opponents		10	2025		218-543	.401	65-200	.325	120-174	.690	97	241	338	33.8	178	4	103	132	28	52	621	62.1

Team Statistics

	USAFA	OPP
Scoring	678	621
Points per game	67.8	62.1
Scoring margin	+5.7	-
Field goals-att	234-521	218-543
Field goal pct	.449	.401
3 point fg-att	83-240	65-200
3-point FG pct	.346	.325
3-pt FG made per game	8.3	6.5
Free throws-att	127-189	120-174
Free throw pct	.672	.690
F-Throws made per game	12.7	12.0
Rebounds	331	338
Rebounds per game	33.1	33.8
Rebounding margin	-0.7	-
Assists	150	103
Assists per game	15.0	10.3
Turnovers	121	132
Turnovers per game	12.1	13.2
Turnover margin	+1.1	-
Assist/turnover ratio	1.2	0.8
Steals	77	52
Steals per game	7.7	5.2
Blocks	50	28
Blocks per game	5.0	2.8
Winning streak	0	-
Home win streak	0	-
Attendance	8928	5516
Home games-Avg/Game	6-1488	4-1379
Neutral site-Avg/Game	-	0-0

Team Results

Date	Opponent		Score	Att.
11/06/2023	Portland St.	L	55-62	1417
11/10/2023	at LIU	W	82-67	812
11/12/2023	at Delaware	L	57-65	2028
11/16/2023	Lindenwood	W	76-58	1209
11/17/2023	William & Mary	Wot	80-71	1411
11/19/2023	Omaha	W	58-56	1466
11/22/2023	VMI	W	64-54	1048
11/26/2023	at South Dakota	W	58-57	1633
12/03/2023	at Portland	W	80-58	1043
12/09/2023	Eastern Wash.	L	68-73	2377

AIR FORCE MEN'S BASKETBALL 2023-24 TV ROSTER



Josh Gatete
Fr. - F - 6-9
Granger, IN



Sam Akinrele
Fr. - G - 6-2
Houston, TX



Dawson Sarblah
Jr. - G - 6-6
Greenville, AL



Luke Kearney
Fr. - F - 6-7
Phoenix, AZ



Wyatt Boeker
Fr. - F - 6-8
Tomball, TX



Ethan Taylor
Jr. - G - 6-5
Houston, TX



Caleb Walker
Fr. - F - 6-9
Jefferson City, MO



Byron Brown
Jr. - G - 6-4
Sahuarita, AZ



Chase Beasley
Jr. - F - 6-6
Fort Washington, MD



Beau Becker
Jr. - F - 6-7
Dallas, TX



Corbin Green
So. - F - 6-5
Midlothian, TX



Solo Jones
So. - F - 6-8
Long Beach, CA



Kellan Boylan
So. - G - 6-7
Overland Park, KS



Jeffrey Mills
Jr. - G - 6-4
Flower Mound, TX



Warren Gorman
Fr. - F - 6-7
Washington, DC



Rytis Petraitis
So. - F - 6-7
Arlington, TX



Kolby Gilles
Fr. - F - 6-5
Chicago, IL



Brady Ruggles
Fr. - G - 6-6
Wheaton, IL




Nate Robinson
Fr. - G - 5-9
Orlando, FL




Wesley Celichowski
Fr. - C - 7-0
Georgetown, IN



Joe Scott
Head
Coach



David Metzendorf
Associate Head
Coach



Jared Czech
Assistant
Coach



Lt. Col. Matt McCraw
Assistant
Coach



Zack Curran
Assistant
Coach



Derek Brooks
Assistant
Coach



Jehyve Floyd
Assistant
Coach



Jon Jordan
Assistant/
Operations