

2020-2021 SCHEDULE

4-9 (2-6 MW)

HOME 2-2 | AWAY 2-7 | NEUTRAL 0-0

Date	Opponent	Time/Result
11/25	DENVER	L, 56-72
11/28	at Colorado	L, 46-88
12/01	NEBRASKA OMAHA	Canceled
12/16	at Oral Roberts	Canceled
12/16	WESTERN COLORADO	L, 70-77
12/20	at Denver	W, 82-79
12/28	PORTLAND STATE	W, 94-65
12/31	at Utah State*	L, 66-70
01/02	at Utah State*	L, 55-61
01/06	BOISE STATE*	W, 76-52
01/08	BOISE STATE*	L, 49-71
01/16	at Wyoming*	L, 49-55
01/18	at Wyoming*	L, 46-59
01/22	at San Diego State*	L, 54-59
01/24	at San Diego State*	W, 58-55
01/28	SAN JOSE STATE*	Canceled
01/30	SAN JOSE STATE*	Canceled
02/05	UNLV*	6:00 MT
02/07	UNLV*	1:00 MT
02/11	at Fresno State*	6:00 PT
02/13	at Fresno State*	6:00 PT
02/15	NEVADA*	2:00 MT
02/16	NEVADA*	6:00 MT
02/22	NEW MEXICO*	4:00 MT
02/24	NEW MEXICO*	4:00 MT
02/27	COLORADO STATE*	1:00 MT
03/01	COLORADO STATE*	2:30 MT
03/07	MW Tournament (First Round)#	
03/08	MW Tournament (Quarterfinals)#	
03/09	MW Tournament (Semifinals)#	
03/10	MW Tournament (Championship)#	

*Mountain West contest

#Mountain West Tournament - Las Vegas, NV

All times are local to host site

Home contests are in **BOLD CAPS**

All dates/times are subject to change

GAME 14 & 15: AIR FORCE (4-9, 2-6 MW) vs. UNLV (8-7, 6-4 MW)
6 p.m. PT, Friday, Feb. 5 // 1 p.m. PT, Sunday, Feb. 7 // Clune Arena, USAFA

After a short break in action, Air Force continues league play with a two-game series at home against UNLV, Friday (Feb. 5) and Sunday (Feb. 7). Tip times are slated for 6 p.m. and 1 p.m., respectively.

THE SERIES AGAINST UNLV

UNLV leads Air Force in the all-time series, 43-5.

-The series began in 1997

-UNLV is on a 13-game win streak against Air Force dating back to February of 2013

-The last time AF beat UNLV was 2013 at USAFA (1/12/13 H W, 81-69)

-Most AF points scored against UNLV: 91 (2/16/11 H W, 91-87)

-Least AF points scored against UNLV: 42 (two times)

-Largest margin of victory against UNLV: 12 (1/12/13 H W, 81-69)

-Largest margin of defeat against UNLV: 44 (3/1/14 A L, 43-8)

LAST TIME THEY MET

Air Force came up short of a comeback against UNLV, falling to the Lady Rebels, 67-60, Saturday afternoon (Jan. 4, 2020) in Clune Arena.

Haley Jones led the Falcons with a career-high 17 points on the night. The native of Torrance, California, also snagged six rebounds and a game-high four steals on the day.

Emily Conroe posted 10 points with six rebounds and three steals to her stat line. Allyah Marlett collected a team-high nine rebounds while adding four points and a steal to her stat line.

Air Force scoring leaders Kaelin Immel, Riley Snyder and Briana Autrey-Thompson were uncharacteristically off the mark, combining for 32 field goal attempts in which they collectively knocked down four, for a 13-percent field goal accuracy between the three.

UNLV's Leticia Smith led the Lady Rebels with 20 points, three assists, three steals and three boards. Smith shot 77-percent from the field on the game. Teammate Rodjanae Wade dropped 14 points and collected a game-high 12 rebounds for the only double-double performance of the day.

UP NEXT

Air Force hits the road for its last two road games of the regular season campaign, taking on Fresno State on February 10 and 11, in Fresno, California. Tip times for both games are slated for 6 p.m. PT.

LAST TIME OUT

Air Force split the Mountain West series with San Diego State, dropping the first contest (Jan. 22), 59-54, and equalizing the series with a 58-55 win (Jan. 26). Conroe, Immel, Snyder and Autrey-Thompson put up double-figure scoring marks over the weekend. Emily Conroe scored her 1000th career point in the second game.

REJECTED

Air Force senior Kassady Huffman leads the Mountain West (44th in the nation) in blocks with 25 blocks this season, averaging 1.92 blocks per game.

SWIPE

Air Force is averaging 11.8 steals per game, leading the MW and ranking 11th in the NCAA. The Falcons have picked off 153 steals this season, the most in the MW and seventh most in Division I women's basketball. Air Force's staunch defense ranks them first in the league and 41st in the nation in forced turnovers (19.62 per game).

Autrey-Thompson and Emily Conroe are first and second in the MW, respectively, in steals (38/30) and steals per game (2.92/2.50). Autrey-Thompson's 38 steals this season is good for 21st in the nation while Conroe's 30 ranks her 77th in the NCAA. Across the NCAA, Autrey-Thompson is 20th in steals per game while Conroe is 51st.

DOING NUMBERS

Air Force rolled to a 94-65 win over Portland State in the non-conference finale at Clune Arena. The 94 points was the most scored in the Chris Gobrecht era at the Academy and the second-most in Div. I play for the Falcons.

Air Force shot a scorching 60.9 percent from the field and 53.3 percent from three-point range against Portland State. The Falcons defense held the Vikings to 36 percent shooting on the day, while forcing 24 turnovers.

QUICK FACTS

GENERAL INFORMATION

Location: U.S. Air Force Academy, CO
 (Colorado Springs, CO)
 Founded: 1954
 Enrollment: 4,000
 Nickname: Falcons
 Colors: Blue and Silver
 Affiliation: NCAA Division I
 Conference: Mountain West (1999-Present)
 Home Venue: Clune Arena
 Seating Capacity: 5,843
 Superintendent: Lt. Gen. Richard M. Clarke
 Athletic Director: Nate Pine
 Women's Basketball AD/SWA: Chris Gines
 Ticketing Office: (719) 472-1895

HEAD COACH

Head Coach: Chris Gobrecht (41st season, 6th at AF)
 Alma Mater: University of Southern California '77
 Office Phone: (719) 333-0994
 Best Time to Contact Coach: Contact SID
 Air Force Record /Years: 33-131 (.160) / 4
 DI Career Record/Years: 575-604 (.487) / 40

COACHING STAFF

Associate Head Coaches:

Stacy McIntyre (Kentucky '94), 17th season, 6th at AF
 Erin Mills-Reid (Farleigh Dickinson '05) 12th season, 6th at AF

Assistant Coaches:

Hillary Carlson (Wyoming '11) 4th season, 2nd at AF
 Caitlyn Sears (Southern Utah '11) 8th season, 2nd at AF
 Capt. Rachel Smith (USAFA '14) 1st season

Support Staff

Athletic Trainer: Jodi Wotowey
 Director of Basketball Operations: Bria Griffin

TEAM INFORMATION

2019-20 Overall Record: 10-21
 (4-10 Home / 5-10 Away / 1-1 Neutral)
 2019-20 MW Record (Finish): 7-11 (T-7th)
 Conference Tournament Finish: Quarterfinals
 Starters R/L: 5/0
 Letterwinners R/L: 12/1
 Newcomers: 7 (7 freshmen)
 Team Captains: TBD

HISTORY

First Year of Basketball: 1976-77
 Overall Record: 468-751 (.381)
 Home: 276-300 (.480)
 Away: 154-398 (.275)
 Neutral: 38-62 (.378)
 Division I: 1996-Present
 Division II: 1976-1996

ATHLETIC COMMUNICATIONS

Assoc. AD, Communications Director: Troy Garnhart
 Women's Basketball SID: Marcus Rodriguez
 Address: 2169 Field House Drive
 U.S. Air Force Academy, CO 80840
 SID Office Phone: (719) 333-9025
 SID Cell Phone: (719) 237-5079
 Press Row Phone: (719) 333-6006
 E-mail address: marcus.rodriguez@afacademy.af.edu
 Official website: GoAirForceFalcons.com
 Twitter: @AF_WBB
 Instagram: AF_WBB
 Facebook: Facebook.com/AirForceWBB

GAME NOTES

AUTREY-THOMPSON LEADS FROM THE FRONT

Air Force point guard Briana Autrey-Thompson is the Falcons' second leading scorer after 13 games, averaging 12.9 points per game. She led the Falcons with a 25-point showing in the season-opener against Denver, marking a career-high performance for the junior out of Suffolk, Virginia. Two games later, she pushed her career scoring high to 26 points against Western Colorado. Autrey-Thompson has displayed her utility on both sides of the ball, averaging 4.2 assists per game with 55 assists this season (4th in the MW) and averaging 2.9 steals per game (1st in MW, 20th in the NCAA).

SNYDER SCORES

Riley Snyder leads the Falcons in scoring, averaging 15.5 points per game so far this season, a mark that ties her for fourth in the Mountain West. She has four 20-point games and nine games scoring in the double-digits this season. Snyder has also been one of the Falcons' most prolific shooters, knocking down 23 three-pointers this season for eighth most in the league.

Snyder is trending upwards on the career points ladder with 931 to date, a mark that ranks her 13th in the Division I era. Her 427 points last season is the third most single-season points in the Division I era, behind two of Kaelin Immel's single-season marks [(2017-18, 464, 1st) (2019-20, 445 pts, 2nd)].

PUTTING IN THE TIME

Junior guard Emily Conroe has played in 104 career games making 88 starts. With the exception of three games, she has played in every game that Air Force has scheduled since she arrived in 2017.

CLIMBING THE ALL-TIME LADDER

Kaelin Immel became the Academy's all-time leading scorer in the Division I era with 1,391 career points. She became the 16th all-time Falcon to achieve 1,000 career points at Air Force. Fifth all-time leading scorer in program history and leading scorer in the Division I era.

Emily Conroe is climbing the all-time points ladder with 1,000 career points, a mark that ranks her ninth in the Div. I era., and making her the 17th all-time Falcon to reach the 1,000-point mark. She picked up her 500th career rebound at San Diego State (Feb. 8, 2020). She now has 660 career rebounds, 455 are defensive and 205 are offensive. Conroe is the sixth Falcon in Div. I history to achieve the 500-rebound feat. She is currently fifth in Div. I career rebounding.

OVER THE BREAK

Air Force split a two-game series with Boise State. In their first conference win of the season, Air Force made an impact on its Division I record book with a stunning 76-52 victory over the Mountain West front-runners, beating the Broncos by 24 points for the Falcons' largest margin of victory over a MW opponent since joining the league in 1999. Air Force is back in the win column against Boise State for the first time since 2013.

At the beginning of the break, Air Force rallied to an 82-79 road victory against Denver, Sunday afternoon (Dec. 20), in Hamilton Gymnasium. The Falcons beat the Pioneers for the first time since 2007.

On December 28, Air Force women's hoops rolled to a 94-65 win over Portland State in non-conference action at Clune Arena. The 94 points was the most scored in the Chris Gobrecht era at the Academy and the second most in Div. I play for the Falcons.

WELCOME BACK

The Falcons return all five starters and 12 letter winners from the 2019-2020 campaign, highlighted by leading scorers Kaelin Immel (14.5 career ppg) and Riley Snyder (12.2 career ppg), and leading rebounders Emily Conroe (6.3 career rpg) and Haley Jones (5.5 career rpg).

Chris Gobrecht will begin her sixth season as the head women's basketball coach at the Air Force Academy in the 2020-2021 season. With a track record of 40 years of head coaching experience, Gobrecht has continued to guide the Falcons to new heights, highlighted by a program-high seven Mountain West Conference (MWC) wins in the 2019-20 campaign. In just five seasons, Gobrecht has led Air Force to 19 MWC wins, equaling the number of Air Force's total number of MWC wins for the 16 seasons prior to her arrival.

GAME NOTES

NEW ADDITIONS

Air Force has announced the addition of seven freshmen to the 2020-2021 roster. The class of 2024 will join 12 returners, five starters, for the winter campaign.

Taylor Britt, Guard, 5'7"
Columbia, SC (Spring Valley HS/ USAFA Prep)

Jordan Goodwin, Guard, 5'6"
Antelope, CA (Antelope HS)

Darya "Dasha" Macmillan, Forward, 6'0"
Colleyville, TX (Grapevine HS)

Kamryn "Kam" Jones, Forward, 5'11"
Portland, OR (Westview/ USAFA Prep)

Kayla Pilson, Guard/Forward, 5'10"
Houston, TX (Westside HS/ USAFA Prep)

Tatyana Siler, Forward, 5'11"
Troy, AL (Charles Henderson HS/ USAFA Prep)

Shadiya Thomas, Guard, 5'8"
Cypress, TX (Cypress Ranch HS)

COACH G ON THE FRESHMEN

"This is a class with some true talent to add to a veteran group that should be the best team Air Force Women's Basketball has ever put on the floor," Gobrecht said. "So much of their ability to contribute will depend on how fast they learn and how well they handle the challenges of being a freshman at the Academy. We expect big things of this class down the road."

STAFF ADDITION

Capt Rachel Smith joins the Air Force women's basketball staff for her first season as an assistant coach in the 2020-21 season, replacing Major Brooke Cultra. Capt. Smith is a 2014 Academy graduate and four-year letter winner in both indoor and outdoor track and field. Prior to joining the hoops staff, Capt Smith served as the Air Terminal Operations Center Flight Commander, 305th Aerial Port Squadron, Joint Base (JB) McGuire-Dix-Lakehurst, N.J.

MW TAKES HEALTH PRECAUTIONS WITH REVAMPED SCHEDULE

The Mountain West announced changes to the 2020-21 men's and women's basketball formats on Monday afternoon which emphasize the health and safety of student-athletes, coaches and staff while significantly reducing travel. The Conference will move to a 20-game schedule under a modified format that will play out over 11 weeks within the context of state, county and local guidelines.

In the new format, MW teams will face each other in a two-game series in the same week with a one-day break between contests. Each institution will have five home and five road series, reducing the regular travel schedule by four weeks to help mitigate potential virus exposures.

League play will begin in December and conclude the last week of February. The format adjustments create flexibility throughout the season to potentially reschedule games which may need to be postponed as the schedule plays out. This is a one-year model adopted specifically to address the unique challenges of the current COVID-19 pandemic.

PRESEASON MW

Fresno State has been predicted to win the 2020-21 Mountain West women's basketball regular-season title as voted on by the Conference head coaches and selected media.

After a 16-2 mark in league play last year, Fresno State returns all five starters who helped the Bulldogs claim the 2020 MW regular-season title. Among the returners are the 2020 Mountain West Player of the Year Maddi Utti and 2020 MW Freshman of the Year Haley Cavinder. Fresno State received 22 first-place votes out of a possible 26, earning 266 points.

Following the Bulldogs in second place is San José State with two first-place votes and a total of 239 points. Boise State is third with a first-place vote and 221 points, while San Diego State was picked fourth with the final first-place vote and 185 points.

Wyoming was selected to finish fifth with 173 points, New Mexico in sixth in 145 points, Air Force in seventh with 120 points, Colorado State in eighth with 117 points, UNLV in ninth with 111 points, Nevada in 10th with 95 points and Utah State in 11th with 44 points.

2020-21 MOUNTAIN WEST PREDICTED ORDER OF FINISH

Rank	Team (First-Place Votes)	Points
1.	Fresno State (22)	266
2.	San José State (2)	239
3.	Boise State (1)	221
4.	San Diego State (1)	185
5.	Wyoming	173
6.	New Mexico	145
7.	Air Force	120
8.	Colorado State	117
9.	UNLV	111
10.	Nevada	95
11.	Utah State	44

2020-21 PRESEASON ALL-MOUNTAIN WEST TEAM

Pos., Name, Yr., Team
C, Mallory McGwire, Sr., Boise State
G, Haley Cavinder, So., Fresno State
F, Maddi Utti, Sr., Fresno State
G, Sophia Ramos, Jr., San Diego State
G, Ayzhiana Basallo, Jr., San José State

Preseason Player of the Year
Maddi Utti, Sr., F, Fresno State

Preseason Newcomer of the Year
LaTascya Duff, Jr., G, New Mexico

Preseason Freshman of the Year
Asia Avinger, G, San Diego State

2019-20 RECAP

Air Force women's basketball finalized the 2019-2020 campaign with a 10-21 overall record, marking head coach Chris Gobrecht's most single-season wins since taking the helm in 2015-16. Air Force's seven Mountain West wins marks a program-high in Mountain West league play. The Falcons' seventh-place finish in the league ties its best-ever finish in the MWC, and is the best-ever finish since the MWC became and 11-team league.

2019-20 MVP

Kaelin Immel was selected as the 2019-20 women's basketball MVP. Immel had a stellar year as the women's basketball co-team captain, starting in all 31 games of the season. She scored 473 single-season points, setting a new Air Force Division I record for single-season points. She became the 16th all-time Falcon to score 1,000 career points and has 1,321 career-points, for second-most in the Division I era, and sixth-most of all-time. Immel earned a spot on the Mountain West All-Conference team, becoming the first Falcon since 2013 to achieve the feat. She led the Falcons in scoring from wire-to-wire, averaging 15.3 points-per-game, the highest Division I women's hoops scoring average to date. She had six games scoring 20-points or more and 26 games with double-digit points. At the end of the season, Immel was the seventh-leading scorer in the Mountain West. The Mountain West announced the 2019-20 Women's Basketball All-Conference team and individual honors as voted on by all 11 league coaches. Kaelin Immel earned Air Force's first all-conference nod since 2013.

MOUNTAIN WEST STANDINGS

Team (AP/Coaches)	CONFERENCE						OVERALL					
	W	L	Pct.	Home	Away	Neutral	W	L	Pct.	Home	Away	Neutral
Colorado State	8	2	.800	4-0	4-2	0-0	12	2	.857	7-0	5-2	0-0
New Mexico	5	2	.714	0-0	4-1	1-1	8	2	.800	0-0	7-1	1-1
Fresno State	7	3	.700	5-1	1-1	1-1	9	6	.600	6-2	1-2	2-2
UNLV	6	4	.600	5-4	1-0	0-0	8	7	.533	5-7	3-0	0-0
Boise State	5	5	.500	4-2	1-3	0-0	8	5	.615	7-2	1-3	0-0
Wyoming	6	6	.500	5-1	1-5	0-0	8	7	.533	6-2	2-5	0-0
Nevada	4	6	.400	3-3	1-3	0-0	8	7	.533	5-3	3-4	0-0
San José State%	1	2	.333	0-0	0-2	1-0	2	2	.500	0-0	1-2	1-0
San Diego State	3	7	.300	2-2	1-5	0-0	5	11	.313	2-5	2-5	1-1
Air Force	2	6	.250	1-1	1-5	0-0	4	9	.308	2-3	2-6	0-0
Utah State	2	6	.250	2-2	0-3	0-1	4	9	.308	4-3	0-5	0-1

% Opted out of the remainder of the 2020-21 season on Jan. 14.

UP NEXT IN THE MW

Thursday, February 4

WYOMING at COLORADO STATE* (MWN)

6 p.m. MT

FRESNO STATE at UTAH STATE* (MWN)

6 p.m. MT

Friday, February 5

NEW MEXICO at SAN DIEGO STATE* (MWN)

Noon PT

NEVADA at BOISE STATE* (MWN)

2 p.m. MT

UNLV at AIR FORCE* (MWN)

6 p.m. MT

Saturday, February 6

WYOMING at COLORADO STATE* (MWN)

1 p.m. MT

FRESNO STATE at UTAH STATE* (MWN)

2 p.m. MT

Sunday, February 7

NEVADA at BOISE STATE* (MWN)

Noon MT

UNLV at AIR FORCE* (MWN)

1 p.m. MT

Wednesday, February 10

BOISE STATE at UNLV* (MWN)

Noon PT

AIR FORCE at FRESNO STATE* (MWN)

6 p.m. PT

A LOOK BACK IN THE MW

Wednesday, February 3

NEW MEXICO 84, SAN DIEGO STATE 48*

Monday, February 1

NEVADA 73, UNLV 70*

Saturday, January 30

FRESNO STATE 91, NEW MEXICO 69* (Amarillo, Texas)

WYOMING 62, SAN DIEGO STATE 41*

UNLV 62, NEVADA 57*

Friday, January 29

COLORADO STATE 75, BOISE STATE 53*

Thursday, January 28

WYOMING 54, SAN DIEGO STATE 36*

NEW MEXICO 82, FRESNO STATE 80*

AIR FORCE STAT LEADERS

Points

##	Player	G	Pts	Pts/G
23	Snyder, Riley	13	201	15.5
1	Autrey, Briana	13	168	12.9
13	Conroe, Emily	12	85	7.1
32	Immel, Kaelin	8	70	8.8
2	Gadison, Audrey	13	58	4.5
3	Winters, Cierra	13	51	3.9
33	McDonald, Nikki	11	50	4.5
11	Pilson, Kayla	11	48	4.4
55	Huffman, Kassady	13	38	2.9
30	Macmillan, Dasha	7	14	2.0
50	Jones, Kam	2	5	2.5
22	Marlett, Allyah	2	4	2.0
10	Heath, Kamri	8	4	0.5
0	Jones, Haley	2	2	1.0
5	Goodwin, Jordan	4	2	0.5
20	Thomas, Shadiya	5	1	0.2

Field Goal Percentage

##	Player	FG	Att	Pct
50	Jones, Kam	2	2	1.000
0	Jones, Haley	1	2	.500
2	Gadison, Audrey	18	43	.419
22	Marlett, Allyah	2	5	.400
11	Pilson, Kayla	17	43	.395
13	Conroe, Emily	34	90	.378
1	Autrey, Briana	60	163	.368
23	Snyder, Riley	73	199	.367
3	Winters, Cierra	20	57	.351
33	McDonald, Nikki	19	56	.339
30	Macmillan, Dasha	6	18	.333
5	Goodwin, Jordan	1	3	.333
55	Huffman, Kassady	13	41	.317
32	Immel, Kaelin	24	77	.312
10	Heath, Kamri	2	7	.286

Scoring Average

##	Player	G	Pts	Pts/G
23	Snyder, Riley	13	201	15.5
1	Autrey, Briana	13	168	12.9
32	Immel, Kaelin	8	70	8.8
13	Conroe, Emily	12	85	7.1
33	McDonald, Nikki	11	50	4.5
2	Gadison, Audrey	13	58	4.5
11	Pilson, Kayla	11	48	4.4
3	Winters, Cierra	13	51	3.9
55	Huffman, Kassady	13	38	2.9
50	Jones, Kam	2	5	2.5
22	Marlett, Allyah	2	4	2.0
30	Macmillan, Dasha	7	14	2.0
0	Jones, Haley	2	2	1.0
10	Heath, Kamri	8	4	0.5
5	Goodwin, Jordan	4	2	0.5
20	Thomas, Shadiya	5	1	0.2

Field Goal Attempts

##	Player	G	Att	Att/G
23	Snyder, Riley	13	199	15.3
1	Autrey, Briana	13	163	12.5
13	Conroe, Emily	12	90	7.5
32	Immel, Kaelin	8	77	9.6
3	Winters, Cierra	13	57	4.4

Field Goals Made

##	Player	G	Made	Made/G
23	Snyder, Riley	13	73	5.6
1	Autrey, Briana	13	60	4.6
13	Conroe, Emily	12	34	2.8
32	Immel, Kaelin	8	24	3.0
3	Winters, Cierra	13	20	1.5

3-Point FG Percentage

##	Player	3FG	Att	Pct
2	Gadison, Audrey	18	39	.462
33	McDonald, Nikki	8	24	.333
23	Snyder, Riley	23	73	.315
32	Immel, Kaelin	9	34	.265
13	Conroe, Emily	7	33	.212
11	Pilson, Kayla	3	15	.200
1	Autrey, Briana	5	27	.185
30	Macmillan, Dasha	2	11	.182
3	Winters, Cierra	1	8	.125

Free Throw Percentage

##	Player	Made	Att	Pct
2	Gadison, Audrey	4	4	1.000
32	Immel, Kaelin	13	15	.867
23	Snyder, Riley	32	38	.842
11	Pilson, Kayla	11	14	.786
3	Winters, Cierra	10	13	.769
1	Autrey, Briana	43	60	.717
13	Conroe, Emily	10	14	.714
33	McDonald, Nikki	4	7	.571
55	Huffman, Kassady	12	21	.571
50	Jones, Kam	1	2	.500
20	Thomas, Shadiya	1	2	.500

Rebounds

##	Player	G	Reb	Reb/G
13	Conroe, Emily	12	85	7.1
55	Huffman, Kassady	13	69	5.3
1	Autrey, Briana	13	48	3.7
23	Snyder, Riley	13	48	3.7
33	McDonald, Nikki	11	45	4.1

Rebounds Average

##	Player	G	Reb	Reb/G
13	Conroe, Emily	12	85	7.1
55	Huffman, Kassady	13	69	5.3
33	McDonald, Nikki	11	45	4.1
1	Autrey, Briana	13	48	3.7
23	Snyder, Riley	13	48	3.7

3-Point FG Attempts

##	Player	G	Att	Att/G
23	Snyder, Riley	13	73	5.6
2	Gadison, Audrey	13	39	3.0
32	Immel, Kaelin	8	34	4.3
13	Conroe, Emily	12	33	2.8
1	Autrey, Briana	13	27	2.1

3-Point FG Made

##	Player	G	Made	Made/G
23	Snyder, Riley	13	23	1.8
2	Gadison, Audrey	13	18	1.4
32	Immel, Kaelin	8	9	1.1
33	McDonald, Nikki	11	8	0.7
13	Conroe, Emily	12	7	0.6

Free Throw Attempts

##	Player	G	Att	Att/G
1	Autrey, Briana	13	60	4.6
23	Snyder, Riley	13	38	2.9
55	Huffman, Kassady	13	21	1.6
32	Immel, Kaelin	8	15	1.9
13	Conroe, Emily	12	14	1.2

Free Throws Made

##	Player	G	Made	Made/G
1	Autrey, Briana	13	43	3.3
23	Snyder, Riley	13	32	2.5
32	Immel, Kaelin	8	13	1.6
55	Huffman, Kassady	13	12	0.9
11	Pilson, Kayla	11	11	1.0

Assists

##	Player	G	Ast	Ast/G
1	Autrey, Briana	13	55	4.2
23	Snyder, Riley	13	18	1.4
3	Winters, Cierra	13	13	1.0
13	Conroe, Emily	12	11	0.9
33	McDonald, Nikki	11	10	0.9

Steals

##	Player	G	Stl	Stl/G
1	Autrey, Briana	13	38	2.9
13	Conroe, Emily	12	30	2.5
23	Snyder, Riley	13	18	1.4
3	Winters, Cierra	13	18	1.4
32	Immel, Kaelin	8	12	1.5

COMBINED STATS



2020-21 Air Force Women's Basketball Combined Team Statistics All games

Page 1/1
as of Feb 03, 2021

Game Records

Record	Overall	Home	Away	Neutral
ALL GAMES	4-9	2-3	2-6	0-0
CONFERENCE	2-6	1-1	1-5	0-0
NON-CONFERENCE	2-3	1-2	1-1	0-0

Score by Periods

Team	1st	2nd	3rd	4th	OT	TOT
Air Force	231	198	178	194	0	801
Opponents	228	236	194	205	0	863

Team Box Score

No.	Player				Total		3-Point		F-Throw		Rebounds													
		GP-GS	MIN	AVG	FG-FGA	FG%	3FG-FGA	3FG%	FT-FTA	FT%	OFF	DEF	TOT	AVG	PF	DQ	A	TO	BLK	STL	PTS	AVG		
23	SNYDER, Riley	13-13	428:29	33.0	73-199	.367	23-73	.315	32-38	.842	16	32	48	3.7	30	0	18	34	5	18	201	15.5		
1	AUTREY, Briana	13-13	393:17	30.3	60-163	.368	5-27	.185	43-60	.717	13	35	48	3.7	38	2	55	57	0	38	168	12.9		
32	IMMEL, Kaelin	8-4	199:26	24.9	24-77	.312	9-34	.265	13-15	.867	5	18	23	2.9	10	0	8	22	2	12	70	8.8		
13	CONROE, Emily	12-9	324:47	27.1	34-90	.378	7-33	.212	10-14	.714	35	50	85	7.1	29	0	11	17	4	30	85	7.1		
33	MCDONALD, Nikki	11-5	250:20	22.8	19-56	.339	8-24	.333	4-7	.571	18	27	45	4.1	13	0	10	5	0	11	50	4.5		
2	GADISON, Audrey	13-2	144:18	11.1	18-43	.419	18-39	.462	4-4	1.000	5	11	16	1.2	15	0	6	13	1	5	58	4.5		
11	PILSON, Kayla	11-0	165:49	15.1	17-43	.395	3-15	.200	11-14	.786	4	8	12	1.1	11	0	4	10	0	10	48	4.4		
3	WINTERS, Cierra	13-9	248:56	19.1	20-57	.351	1-8	.125	10-13	.769	7	26	33	2.5	38	3	13	11	3	18	51	3.9		
55	HUFFMAN, Kassady	13-10	279:40	21.5	13-41	.317	0-0	.000	12-21	.571	29	40	69	5.3	27	0	9	16	25	6	38	2.9		
50	JONES, Kam	2-0	06:43	3.4	2-2	1.000	0-0	.000	1-2	.500	0	4	4	2.0	2	0	1	0	0	0	5	2.5		
22	MARLETT, Allyah	2-0	18:34	9.3	2-5	.400	0-1	.000	0-1	.000	1	1	2	1.0	4	0	1	4	0	1	4	2.0		
30	MACMILLAN, Dasha	7-0	64:35	9.2	6-18	.333	2-11	.182	0-0	.000	4	7	11	1.6	3	0	3	3	0	1	14	2.0		
0	JONES, Haley	2-0	19:31	9.8	1-2	.500	0-0	.000	0-0	.000	0	2	2	1.0	7	1	0	2	0	1	2	1.0		
10	HEATH, Kamri	8-0	21:30	2.7	2-7	.286	0-0	.000	0-0	.000	0	1	1	0.1	4	0	1	6	0	2	4	0.5		
5	GOODWIN, Jordan	4-0	14:34	3.6	1-3	.333	0-0	.000	0-0	.000	0	2	2	0.5	2	0	1	0	0	0	2	0.5		
20	THOMAS, Shadiya	5-0	15:53	3.2	0-3	.000	0-0	.000	1-2	.500	0	2	2	0.4	2	0	1	2	0	0	1	0.2		
34	SILER, Tatyana	1-0	03:37	3.6	0-1	.000	0-0	.000	0-0	.000	0	1	1	1.0	1	0	0	0	0	0	0	0.0		
Team											29	29	58					12						
Total		13	2600		292-810	.360	76-265	.287	141-191	.738	166	296	462	35.5	236	6	142	214	40	153	801	61.6		
Opponents		13	2600		317-709	.447	63-197	.320	166-255	.651	132	369	501	38.5	207	2	162	255	57	104	863	66.4		

Team Statistics

	USAFA	OPP
Scoring	801	863
Points per game	61.6	66.4
Scoring margin	-4.8	-
Field goals-att	292-810	317-709
Field goal pct	.360	.447
3 point fg-att	76-265	63-197
3-point FG pct	.287	.320
3-pt FG made per game	5.8	4.8
Free throws-att	141-191	166-255
Free throw pct	.738	.651
F-Throws made per game	10.8	12.8
Rebounds	462	501
Rebounds per game	35.5	38.5
Rebounding margin	-3.0	-
Assists	142	162
Assists per game	10.9	12.5
Turnovers	214	255
Turnovers per game	16.5	19.6
Turnover margin	+3.2	-
Assist/turnover ratio	0.7	0.6
Steals	153	104
Steals per game	11.8	8.0
Blocks	40	57
Blocks per game	3.1	4.4
Winning streak	1	-
Home win streak	0	-
Attendance	0	535
Home games-Avg/Game	5-0	8-67
Neutral site-Avg/Game	-	0-0

Team Results

Date	Opponent		Score	Att.
11/25/2020	Denver	L	56-72	0
11/28/2020	at Colorado	L	46-88	17
12/16/2020	Western Colo.	L	70-77	0
12/20/2020	at Denver	W	82-79	0
12/28/2020	Portland St.	W	94-65	0
12/31/2020	at Utah St.	L	66-70	250
01/02/2021	at Utah St.	L	55-61	268
01/06/2021	Boise St.	W	76-52	0
01/08/2021	Boise St.	L	49-71	0
01/16/2021	at Wyoming	L	49-55	0
01/18/2021	at Wyoming	L	46-59	0
01/22/2021	at San Diego St.	L	54-59	0
01/24/2021	at San Diego St.	W	58-55	0

CONFERENCE STATS



2020-21 Air Force Women's Basketball Combined Team Statistics In Conference games

Page 1/1
as of Feb 03, 2021

Game Records

Record	Overall	Home	Away	Neutral
ALL GAMES	2-6	1-1	1-5	0-0
CONFERENCE	2-6	1-1	1-5	0-0
NON-CONFERENCE	0-0	0-0	0-0	0-0

Score by Periods

Team	1st	2nd	3rd	4th	OT	TOT
Air Force	138	126	86	103	0	453
Opponents	142	131	97	112	0	482

Team Box Score

No.	Player				Total		3-Point		F-Throw		Rebounds													
		GP-GS	MIN	AVG	FG-FGA	FG%	3FG-FGA	3FG%	FT-FTA	FT%	OFF	DEF	TOT	AVG	PF	DQ	A	TO	BLK	STL	PTS	AVG		
23	SNYDER, Riley	8-8	268:01	33.5	38-117	.325	12-45	.267	17-21	.810	8	18	26	3.3	16	0	13	21	3	8	105	13.1		
1	AUTREY, Briana	8-8	234:46	29.3	30-96	.313	2-19	.105	24-35	.686	11	24	35	4.4	22	1	31	39	0	17	86	10.8		
13	CONROE, Emily	8-6	237:55	29.7	25-62	.403	6-26	.231	10-14	.714	25	40	65	8.1	19	0	8	11	4	21	66	8.3		
32	IMMEL, Kaelin	6-2	141:02	23.5	16-48	.333	7-21	.333	9-10	.900	1	13	14	2.3	5	0	4	18	2	10	48	8.0		
2	GADISON, Audrey	8-0	74:58	9.4	13-27	.481	13-25	.520	4-4	1.000	4	8	12	1.5	5	0	4	8	1	2	43	5.4		
33	MCDONALD, Nikki	8-2	180:53	22.6	13-43	.302	8-22	.364	2-4	.500	13	20	33	4.1	7	0	9	1	0	6	36	4.5		
3	WINTERS, Cierra	8-6	167:21	20.9	11-33	.333	0-3	.000	6-7	.857	6	18	24	3.0	25	2	7	6	1	12	28	3.5		
11	PILSON, Kayla	6-0	75:01	12.5	5-21	.238	1-6	.167	7-10	.700	4	4	8	1.3	4	0	2	7	0	5	18	3.0		
30	MACMILLAN, Dasha	4-0	22:44	5.7	3-8	.375	1-5	.200	0-0	.000	2	2	4	1.0	0	0	0	2	0	1	7	1.8		
55	HUFFMAN, Kassady	8-8	177:53	22.2	3-22	.136	0-0	.000	7-12	.583	17	29	46	5.8	16	0	4	10	18	5	13	1.6		
20	THOMAS, Shadiya	2-0	03:13	1.6	0-1	.000	0-0	.000	1-2	.500	0	0	0	0.0	0	0	0	0	0	0	1	0.5		
10	HEATH, Kamri	5-0	12:35	2.5	1-4	.250	0-0	.000	0-0	.000	0	0	0	0.0	2	0	1	2	0	1	2	0.4		
50	JONES, Kam	1-0	02:13	2.2	0-0	.000	0-0	.000	0-0	.000	0	2	2	2.0	1	0	0	0	0	0	0	0.0		
5	GOODWIN, Jordan	1-0	01:26	1.4	0-0	.000	0-0	.000	0-0	.000	0	0	0	0.0	1	0	0	0	0	0	0	0.0		
Team											24	14	38				9							
Total		8	1600		158-482	.328	50-172	.291	87-119	.731	115	192	307	38.4	123	3	83	134	29	88	453	56.6		
Opponents		8	1600		186-445	.418	34-112	.304	76-121	.628	83	218	301	37.6	119	1	96	146	46	58	482	60.3		

Team Statistics

	USAFA	OPP
Scoring	453	482
Points per game	56.6	60.3
Scoring margin	-3.6	-
Field goals-att	158-482	186-445
Field goal pct	.328	.418
3 point fg-att	50-172	34-112
3-point FG pct	.291	.304
3-pt FG made per game	6.3	4.3
Free throws-att	87-119	76-121
Free throw pct	.731	.628
F-Throws made per game	10.9	9.5
Rebounds	307	301
Rebounds per game	38.4	37.6
Rebounding margin	+0.8	-
Assists	83	96
Assists per game	10.4	12.0
Turnovers	134	146
Turnovers per game	16.8	18.3
Turnover margin	+1.5	-
Assist/turnover ratio	0.6	0.7
Steals	88	58
Steals per game	11.0	7.3
Blocks	29	46
Blocks per game	3.6	5.8
Winning streak	1	-
Home win streak	0	-
Attendance	0	518
Home games-Avg/Game	2-0	6-86
Neutral site-Avg/Game	-	0-0

Team Results

Date	Opponent		Score	Att.
12/31/2020	at Utah St.	L	66-70	250
01/02/2021	at Utah St.	L	55-61	268
01/06/2021	Boise St.	W	76-52	0
01/08/2021	Boise St.	L	49-71	0
01/16/2021	at Wyoming	L	49-55	0
01/18/2021	at Wyoming	L	46-59	0
01/22/2021	at San Diego St.	L	54-59	0
01/24/2021	at San Diego St.	W	58-55	0

INDIVIDUAL GAME HIGHS

Air Force - Individual Game Highs

POINTS	28		Riley Snyder at Denver (12/20/2020)
	27		Riley Snyder vs Portland St. (12/28/2020)
	26		Briana Autrey vs Western Colo. (12/16/2020)
	25		Riley Snyder at Utah St. (12/31/2020)
	25		Briana Autrey vs Denver (11/25/2020)
FIELD GOALS MADE	12		Riley Snyder at Denver (12/20/2020)
	11		Riley Snyder vs Portland St. (12/28/2020)
	11		Briana Autrey vs Western Colo. (12/16/2020)
FIELD GOAL ATTEMPTS	24		Riley Snyder at Denver (12/20/2020)
	23		Riley Snyder at Utah St. (12/31/2020)
	23		Riley Snyder vs Western Colo. (12/16/2020)
FIELD GOAL PERCENTAGE (min 5 made)	.875	(7-8)	Emily Conroe vs Boise St. (01/06/2021)
	.833	(5-6)	Kayla Pilson vs Portland St. (12/28/2020)
3 PT FG MADE	5		Riley Snyder vs Portland St. (12/28/2020)
	4		Audrey Gadison vs Boise St. (01/06/2021)
	4		Riley Snyder at Utah St. (12/31/2020)
3 PT FG ATTEMPTS	10		Riley Snyder at San Diego St. (01/22/2021)
	10		Riley Snyder at Utah St. (01/02/2021)
3 PT FG PERCENTAGE (min 2 made)	1.000	(4-4)	Audrey Gadison vs Boise St. (01/06/2021)
	.750	(3-4)	Emily Conroe at San Diego St. (01/22/2021)
	.750	(3-4)	Nikki McDonald at Wyoming (01/18/2021)
FREE THROWS MADE	8		Briana Autrey vs Denver (11/25/2020)
	6		Briana Autrey at San Diego St. (01/24/2021)
	6		Kaelin Immel vs Boise St. (01/06/2021)
	6		Riley Snyder at Colorado (11/28/2020)
FREE THROW ATTEMPTS	11		Briana Autrey vs Denver (11/25/2020)
	7		Briana Autrey at San Diego St. (01/24/2021)
	7		Riley Snyder at Utah St. (01/02/2021)
FREE THROW PERCENTAGE (min 3 made)	1.000	(6-6)	Kaelin Immel vs Boise St. (01/06/2021)
	1.000	(6-6)	Riley Snyder at Colorado (11/28/2020)
	1.000	(4-4)	Riley Snyder at San Diego St. (01/24/2021)
	1.000	(4-4)	Briana Autrey vs Boise St. (01/08/2021)
	1.000	(4-4)	Briana Autrey vs Western Colo. (12/16/2020)
	1.000	(4-4)	Kaelin Immel at Colorado (11/28/2020)
	1.000	(3-3)	Riley Snyder at Denver (12/20/2020)
REBOUNDS	13		Emily Conroe at Utah St. (01/02/2021)
	12		Kassady Huffman at Denver (12/20/2020)
ASSISTS	8		Briana Autrey vs Portland St. (12/28/2020)
	8		Briana Autrey at Denver (12/20/2020)
STEALS	7		Briana Autrey vs Western Colo. (12/16/2020)
	6		Briana Autrey at Utah St. (01/02/2021)
BLOCKED SHOTS	4		Kassady Huffman at San Diego St. (01/24/2021)
	3		Kassady Huffman at San Diego St. (01/22/2021)
	3		Kassady Huffman at Wyoming (01/18/2021)
	3		Kassady Huffman at Wyoming (01/16/2021)
	3		Kassady Huffman vs Portland St. (12/28/2020)
	3		Kassady Huffman vs Western Colo. (12/16/2020)
TURNOVERS	7		Kaelin Immel at Wyoming (01/18/2021)
	7		Briana Autrey vs Boise St. (01/08/2021)
	7		Briana Autrey at Colorado (11/28/2020)

TEAM GAME-BY-GAME

				Total		3-Pointers		Free throws		Rebounds											
Opponent	Date	Score		FG-FGA	PCT	3FG-FGA	PCT	FT-FTA	PCT	OFF	DEF	TOT	AVG	PF	A	TO	BLK	STL	PTS	AVG	
Denver	11/25/2020	56-72	L	21-66	.318	2-22	.091	12-18	.667	10	25	35	35.0	24	9	13	0	12	56	56.0	
at Colorado	11/28/2020	46-88	L	14-56	.250	5-19	.263	13-15	.867	12	14	26	30.5	23	4	23	1	11	46	51.0	
Western Colo.	12/16/2020	70-77	L	27-65	.415	3-15	.200	13-17	.765	8	20	28	29.7	24	10	14	4	19	70	57.3	
at Denver	12/20/2020	82-79	W	33-77	.429	8-22	.364	8-11	.727	13	17	30	29.8	17	14	8	2	13	82	63.5	
Portland St.	12/28/2020	94-65	W	39-64	.609	8-15	.533	8-11	.727	8	28	36	31.0	25	22	22	4	10	94	69.6	
at Utah St.	12/31/2020	66-70	L	24-67	.358	5-21	.238	13-25	.520	17	27	44	33.2	22	11	15	4	11	66	69.0	
at Utah St.	01/02/2021	55-61	L	16-64	.250	7-26	.269	16-23	.696	20	26	46	35.0	21	8	17	3	12	55	67.0	
Boise St.	01/06/2021	76-52	W	26-62	.419	8-17	.471	16-19	.842	11	27	38	35.4	14	13	17	1	16	76	68.1	
Boise St.	01/08/2021	49-71	L	17-54	.315	3-15	.200	12-14	.857	12	21	33	35.1	12	7	21	3	13	49	66.0	
at Wyoming	01/16/2021	49-55	L	20-57	.351	4-15	.267	5-7	.714	15	20	35	35.1	14	7	14	3	7	49	64.3	
at Wyoming	01/18/2021	46-59	L	15-58	.259	8-22	.364	8-11	.727	15	20	35	35.1	14	8	17	4	13	46	62.6	
at San Diego St.	01/22/2021	54-59	L	20-63	.317	9-34	.265	5-7	.714	14	25	39	35.4	14	17	16	5	7	54	61.9	
at San Diego St.	01/24/2021	58-55	W	20-57	.351	6-22	.273	12-13	.923	11	26	37	35.5	12	12	17	6	9	58	61.6	
Total		801		292-810	.360	76-265	.287	141-191	.738	166	296	462	35.5	236	142	214	40	153	801	61.6	
Opponents		863		317-709	.447	63-197	.320	166-255	.651	132	369	501	38.5	207	162	255	57	104	863	66.4	

Air Force Averages

Games Played	Points/game	FG Pct	3FG Pct	FT Pct	Rebounds/game	Assists/game	Turnovers/game	Assist/Turnover ratio	Steals/game	Blocks/game
13	61.6	36.0	28.7	73.8	35.5	10.9	16.5	0.7	11.8	3.1

AIR FORCE GAME HIGHS

POINTS	94	Portland St. (12/28/2020)
	82	at Denver (12/20/2020)
	76	Boise St. (01/06/2021)
	70	Western Colo. (12/16/2020)
	66	at Utah St. (12/31/2020)
FIELD GOALS MADE	39	Portland St. (12/28/2020)
	33	at Denver (12/20/2020)
FIELD GOAL ATTEMPTS	77	at Denver (12/20/2020)
	67	at Utah St. (12/31/2020)
FIELD GOAL PERCENTAGE	.609 (39-64)	Portland St. (12/28/2020)
	.429 (33-77)	at Denver (12/20/2020)
3 PT FG MADE	9	at San Diego St. (01/22/2021)
	8	at Wyoming (01/18/2021)
	8	Boise St. (01/06/2021)
	8	Portland St. (12/28/2020)
	8	at Denver (12/20/2020)
3 PT FG ATTEMPTS	34	at San Diego St. (01/22/2021)
	26	at Utah St. (01/02/2021)
3 PT FG PERCENTAGE	.533 (8-15)	Portland St. (12/28/2020)
	.471 (8-17)	Boise St. (01/06/2021)
FREE THROWS MADE	16	Boise St. (01/06/2021)
	16	at Utah St. (01/02/2021)
FREE THROW ATTEMPTS	25	at Utah St. (12/31/2020)
	23	at Utah St. (01/02/2021)
FREE THROW PERCENTAGE	.923 (12-13)	at San Diego St. (01/24/2021)
	.867 (13-15)	at Colorado (11/28/2020)
REBOUNDS	46	at Utah St. (01/02/2021)
	44	at Utah St. (12/31/2020)
ASSISTS	22	Portland St. (12/28/2020)
	17	at San Diego St. (01/22/2021)
STEALS	19	Western Colo. (12/16/2020)
	16	Boise St. (01/06/2021)
BLOCKED SHOTS	6	at San Diego St. (01/24/2021)
	5	at San Diego St. (01/22/2021)
TURNOVERS	23	at Colorado (11/28/2020)
	22	Portland St. (12/28/2020)
FOULS	25	Portland St. (12/28/2020)
	24	Western Colo. (12/16/2020)
	24	Denver (11/25/2020)

CAREER STATS

Summary

Player	Season Statistics										Career Statistics									
	GP-GS	MIN/G	FG%	3FG%	FT%	R/G	A/G	STL	BLK	PTS/G	GP-GS	MIN/G	FG%	3FG%	FT%	R/G	A/G	STL	BLK	PTS/G
AUTREY, Briana	13-13	30.3	.368	.185	.717	3.7	4.2	38	0	12.9	64-48	26.8	.378	.214	.673	2.5	3.4	127	7	9.9
CONROE, Emily	12-9	27.1	.378	.212	.714	7.1	0.9	30	4	7.1	104-88	28.3	.385	.307	.769	6.3	1.0	176	50	9.6
GADISON, Audrey	13-2	11.1	.419	.462	1.000	1.2	0.5	5	1	4.5	22-2	8.6	.392	.442	1.000	0.9	0.3	9	1	2.9
GOODWIN, Jordan	4-0	3.6	.333	.000	.000	0.5	0.3	0	0	0.5	4-0	3.6	.333	.000	.000	0.5	0.3	0	0	0.5
HEATH, Kamri	8-0	2.7	.286	.000	.000	0.1	0.1	2	0	0.5	34-7	11.8	.342	.167	.563	0.9	0.9	25	2	2.7
HUFFMAN, Kassady	13-10	21.5	.317	.000	.571	5.3	0.7	6	25	2.9	66-41	19.8	.364	.167	.628	4.7	0.6	33	95	4.3
IMMEL, Kaelin	8-4	24.9	.312	.265	.867	2.9	1.0	12	2	8.8	99-93	31.1	.364	.288	.702	3.7	1.9	132	31	14.1
JONES, Haley	2-0	9.8	.500	.000	.000	1.0	0.0	1	0	1.0	63-38	21.1	.375	.214	.532	5.4	0.9	87	30	5.5
JONES, Kam	2-0	3.4	1.000	.000	.500	2.0	0.5	0	0	2.5	2-0	3.4	1.000	.000	.500	2.0	0.5	0	0	2.5
MACMILLAN, Dasha	7-0	9.2	.333	.182	.000	1.6	0.4	1	0	2.0	7-0	9.2	.333	.182	.000	1.6	0.4	1	0	2.0
MARLETT, Allyah	2-0	9.3	.400	.000	.000	1.0	0.5	1	0	2.0	33-7	17.2	.366	.226	.643	4.3	0.3	20	4	4.3
MCDONALD, Nikki	11-5	22.8	.339	.333	.571	4.1	0.9	11	0	4.5	42-17	20.9	.331	.293	.714	3.2	0.5	31	3	3.1
PILSON, Kayla	11-0	15.1	.395	.200	.786	1.1	0.4	10	0	4.4	11-0	15.1	.395	.200	.786	1.1	0.4	10	0	4.4
SILER, Tatyana	1-0	3.6	.000	.000	.000	1.0	0.0	0	0	0.0	1-0	3.6	.000	.000	.000	1.0	0.0	0	0	0.0
SNYDER, Riley	13-13	33.0	.367	.315	.842	3.7	1.4	18	5	15.5	73-66	29.0	.362	.340	.800	3.9	1.1	72	26	12.8
THOMAS, Shadiya	5-0	3.2	.000	.000	.500	0.4	0.2	0	0	0.2	5-0	3.2	.000	.000	.500	0.4	0.2	0	0	0.2
WINTERS, Cierra	13-9	19.1	.351	.125	.769	2.5	1.0	18	3	3.9	50-9	12.3	.371	.171	.455	1.6	0.7	51	3	2.7

Scoring

Player	Season Statistics									Career Statistics								
	FG-FGA	FG%	3FG-3FGA	3FG%	FT-FTA	FT%	PTS	PTS/G		FG-FGA	FG%	3FG-3FGA	3FG%	FT-FTA	FT%	PTS	PTS/G	
AUTREY, Briana	60-163	.368	5-27	.185	43-60	.717	168	12.9		231-611	.378	27-126	.214	142-211	.673	631	9.9	
CONROE, Emily	34-90	.378	7-33	.212	10-14	.714	85	7.1		362-941	.385	106-345	.307	170-221	.769	1000	9.6	
GADISON, Audrey	18-43	.419	18-39	.462	4-4	1.000	58	4.5		20-51	.392	19-43	.442	4-4	1.000	63	2.9	
GOODWIN, Jordan	1-3	.333	0-0	.000	0-0	.000	2	0.5		1-3	.333	0-0	.000	0-0	.000	2	0.5	
HEATH, Kamri	2-7	.286	0-0	.000	0-0	.000	4	0.5		41-120	.342	2-12	.167	9-16	.563	93	2.7	
HUFFMAN, Kassady	13-41	.317	0-0	.000	12-21	.571	38	2.9		90-247	.364	1-6	.167	103-164	.628	284	4.3	
IMMEL, Kaelin	24-77	.312	9-34	.265	13-15	.867	70	8.8		508-1396	.364	130-452	.288	245-349	.702	1391	14.1	
JONES, Haley	1-2	.500	0-0	.000	0-0	.000	2	1.0		131-349	.375	9-42	.214	74-139	.532	345	5.5	
JONES, Kam	2-2	1.000	0-0	.000	1-2	.500	5	2.5		2-2	1.000	0-0	.000	1-2	.500	5	2.5	
MACMILLAN, Dasha	6-18	.333	2-11	.182	0-0	.000	14	2.0		6-18	.333	2-11	.182	0-0	.000	14	2.0	
MARLETT, Allyah	2-5	.400	0-1	.000	0-1	.000	4	2.0		56-153	.366	12-53	.226	18-28	.643	142	4.3	
MCDONALD, Nikki	19-56	.339	8-24	.333	4-7	.571	50	4.5		46-139	.331	22-75	.293	15-21	.714	129	3.1	
PILSON, Kayla	17-43	.395	3-15	.200	11-14	.786	48	4.4		17-43	.395	3-15	.200	11-14	.786	48	4.4	
SILER, Tatyana	0-1	.000	0-0	.000	0-0	.000	0	0.0		0-1	.000	0-0	.000	0-0	.000	0	0.0	
SNYDER, Riley	73-199	.367	23-73	.315	32-38	.842	201	15.5		339-936	.362	101-297	.340	152-190	.800	931	12.8	
THOMAS, Shadiya	0-3	.000	0-0	.000	1-2	.500	1	0.2		0-3	.000	0-0	.000	1-2	.500	1	0.2	
WINTERS, Cierra	20-57	.351	1-8	.125	10-13	.769	51	3.9		56-151	.371	7-41	.171	15-33	.455	134	2.7	

Player	Season Statistics									Career Statistics								
	O-REB	D-REB	TOTAL	PF	FO	A	TO	A/TO		O-REB	D-REB	TOTAL	PF	FO	A	TO	A/TO	
AUTREY, Briana	13	35	48	38	2	55	57	1.0		41	121	162	175	9	218	278	0.8	
CONROE, Emily	35	50	85	29	0	11	17	0.6		205	455	660	202	0	100	182	0.5	
GADISON, Audrey	5	11	16	15	0	6	13	0.5		7	13	20	19	0	6	13	0.5	
GOODWIN, Jordan	0	2	2	2	0	1	0	0.0		0	2	2	2	0	1	0	0.0	
HEATH, Kamri	0	1	1	4	0	1	6	0.2		10	20	30	29	1	30	29	1.0	
HUFFMAN, Kassady	29	40	69	27	0	9	16	0.6		109	202	311	127	1	42	100	0.4	
IMMEL, Kaelin	5	18	23	10	0	8	22	0.4		110	253	363	160	2	190	286	0.7	
JONES, Haley	0	2	2	7	1	0	2	0.0		165	173	338	154	4	59	79	0.7	
JONES, Kam	0	4	4	2	0	1	0	0.0		0	4	4	2	0	1	0	0.0	
MACMILLAN, Dasha	4	7	11	3	0	3	3	1.0		4	7	11	3	0	3	3	1.0	
MARLETT, Allyah	1	1	2	4	0	1	4	0.3		58	84	142	37	0	9	44	0.2	
MCDONALD, Nikki	18	27	45	13	0	10	5	2.0		60	76	136	78	1	23	20	1.2	
PILSON, Kayla	4	8	12	11	0	4	10	0.4		4	8	12	11	0	4	10	0.4	
SILER, Tatyana	0	1	1	1	0	0	0	0.0		0	1	1	1	0	0	0	0.0	
SNYDER, Riley	16	32	48	30	0	18	34	0.5		94	192	286	140	1	82	173	0.5	
THOMAS, Shadiya	0	2	2	2	0	1	2	0.5		0	2	2	2	0	1	2	0.5	
WINTERS, Cierra	7	26	33	38	3	13	11	1.2		18	63	81	97	5	34	35	1.0	

2020-2021 ROSTER

NUMERICAL

#	Player	Yr.	Pos.	Ht.	Hometown (High School)
0	Haley Jones	Jr.	F	6-0	Torrance, CA (West Torrance)
1	Briana Autrey-Thompson	Jr.	G	5-5	Suffolk, VA (Nansemond River)
2	Audrey Gadison	Jr.	G	5-7	Blaine, MN (St. Croix Lutheran Academy)
3	Cierra Winters	Jr.	G	5-7	El Paso, TX (Franklin/USAFA Prep)
5	Jordan Goodwin	Fr.	F	5-8	Antelope, CA (Antelope)
10	Kamri Heath	So.	G	5-7	Edmond, OK (Edmond North)
11	Kayla Pilson	Fr.	G/F	5-10	Houston, TX (Westside/USAFA Prep)
12	Grace Hess	So.	G	5-8	Abingdon, VA (Abingdon/USAFA Prep)
13	Emily Conroe	Sr.	G	5-10	Fredericksburg, VA (FHSAA)
15	Taylor Britt	Fr.	G	5-7	Columbia, SC (Richland Northeast/USAFA Prep)
20	Shadiya Thomas	Fr.	G	5-8	Cypress, TX (Cypress Ranch)
22	Allyah Marlett	So.	G	5-9	Aurora, CO (Grandview)
23	Riley Snyder	Jr.	F	6-0	Fruita, CO (Fruita Monument)
32	Kaelin Immel	Sr.	G	5-9	Beaverton, OR (Southridge)
30	Dasha Macmillan	Fr.	F	6-0	Colleyville, TX (Grapevine)
33	Nikki McDonald	So.	F	5-11	Chicago, IL (St. Ignatius College Prep)
34	Tatyana Siler	Fr.	F	5-11	Troy, AL (Charles Henderson/ USAFA Prep)
50	Kam Jones	Fr.	F	5-11	Portland, OR (Westview/USAFA Prep)
55	Kassady Huffman	R-Sr.	F	6-2	Colorado Springs, CO (Air Academy/USAFA Prep)

ALPHABETICAL

#	Player	Yr.	Pos.	Ht.	Hometown (High School)
1	Briana Autrey-Thompson	Jr.	G	5-5	Suffolk, VA (Nansemond River)
15	Taylor Britt	Fr.	G	5-7	Columbia, SC (Richland Northeast/USAFA Prep)
13	Emily Conroe	Sr.	G	5-10	Fredericksburg, VA (FHSAA)
2	Audrey Gadison	Jr.	G	5-7	Blaine, MN (St. Croix Lutheran Academy)
5	Jordan Goodwin	Fr.	F	5-8	Antelope, CA (Antelope)
10	Kamri Heath	So.	G	5-7	Edmond, OK (Edmond North)
12	Grace Hess	So.	G	5-8	Abingdon, VA (Abingdon/USAFA Prep)
55	Kassady Huffman	R-Sr.	F	6-2	Colorado Springs, CO (Air Academy/USAFA Prep)
32	Kaelin Immel	Sr.	G	5-9	Beaverton, OR (Southridge)
0	Haley Jones	Jr.	G	6-0	Torrance, CA (West Torrance)
50	Kam Jones	Fr.	F	5-11	Portland, OR (Westview/USAFA Prep)
30	Dasha Macmillan	Fr.	F	6-0	Colleyville, TX (Grapevine)
22	Allyah Marlett	So.	G	5-9	Aurora, CO (Grandview)
33	Nikki McDonald	So.	F	5-11	Chicago, IL (Saint Ignatius College Prep)
11	Kayla Pilson	Fr.	G/F	5-10	Houston, TX (Westside/USAFA Prep)
34	Tatyana Siler	Fr.	F	5-11	Troy, AL (Charles Henderson/ USAFA Prep)
23	Riley Snyder	Jr.	F	6-0	Fruita, CO (Fruita Monument)
20	Shadiya Thomas	Fr.	G	5-8	Cypress, TX (Cypress Ranch)
3	Cierra Winters	Jr.	G	5-7	El Paso, TX (Franklin/USAFA Prep)

COACHING STAFF

Head Coach: Chris Gobrecht (USC '77), 41st season, 6th at AF
 Associate Head Coach: Stacy McIntyre (Kentucky '94), 17th season, 6th at AF
 Associate Head Coach: Erin Mills-Reid (Farleigh Dickinson '05) 12th season, 6th at AF
 Assistant Coach: Hillary Carlson (Wyoming '11) 4th season, 2nd at AF
 Assistant Coach: Caitlyn Sears (Southern Utah '11) 8th season, 2nd at AF
 Assistant Coach (Military): Capt. Rachel Smith (USAFA '14) 1st season

PRONUNCIATIONS

BRIANA AUTREY-Thompson.....Bri-ah-nuh, Ah-Tree
 DASHA Macmillan Dah-shuh
 Kaelin IMMEL.....Kay-lynn, EM-ull
 ALLYAH MARLETT.....Aliyah Mar-let
 Tatyana SILER Sigh-lur
 SHADIYA Thomas shuh-dee-ya

FALCONS BY STATE (10 STATES)

Alabama (1)

Siler (Troy)

Minnesota (1)

Gadison (Blaine)

Texas (4)

Macmillan (Colleyville)

Pilson (Houston)

Thomas (Cypress)

Winters (El Paso)

California (2)

Goodwin (Antelope)

H. Jones (Torrance)

Oklahoma (1)

Heath (Edmond)

Oregon (2)

Immel (Beaverton)

K. Jones (Portland)

Virginia (3)

Autrey-Thompson (Suffolk)

Conroe (Fredericksburg)

Hess (Abingdon)

Colorado (3)

Huffman (Colorado Spgs)

Marlett (Aurora)

Snyder (Fruita)

South Carolina (1)

Britt (Columbia)

Illinois (1)

McDonald (Chicago)

FALCONS BY CLASS

Seniors (3)

Conroe, Huffman, Immel

Juniors (5)

Autrey-Thompson, Gadison, H. Jones

Snyder, Winters

Sophomores (4)

Heath, Hess, Marlett,

McDonald

Freshmen (7)

Britt, Goodwin, K. Jones, Macmillan, Pilson, Siler, Thomas

T.V./RADIO VISUAL ROSTER



Chris Gobrecht
Head Coach



Stacy McIntyre
Assoc. Head Coach




Erin Mills-Reid
Assoc. Head Coach



Hillary Carlson
Asst. Coach



Caitlyn Sears
Asst. Coach



Capt. Rachel Smith
Asst. Coach



CHRIS GOBRECHT

41st Season as Head Coach
6th Season at Air Force

Chris Gobrecht will begin her sixth season as the head women's basketball coach at the Air Force Academy in the 2020-2021 season. With a track record of 40 years of head coaching experience, Gobrecht was entrusted with a monumental task of laying a foundation and building the program to reach new heights, and for five-straight seasons, she has done exactly that. Since her inaugural year at Air Force in 2015-16, Gobrecht has continued to guide the Falcons to new heights, highlighted by a program-high seven Mountain West Conference (MWC) wins in the 2019-20 campaign. In just five seasons, Gobrecht has led Air Force to 19 MWC wins, equaling the number of Air Force's total number of MWC wins for the 16 seasons prior to her arrival.

In May 2018, Gobrecht signed a five-year contract extension with Air Force athletics under director Col. Jennifer Block, extending her service as head coach through the 2022-23 season. Gobrecht was originally hired on April 14, 2015 and was the first hire of then-Air Force Director of Athletics Jim Knowlton. Gobrecht came to the Academy from Yale, where she served as head coach from 2005-15.

A proven winner and program builder, Gobrecht has coached at programs in the Pac-12 and Atlantic Coast Conference. During her 10 seasons at Yale she restored the program's status as one of the premier women's basketball programs in the Ivy League. Gobrecht has 40 years of head coaching experience, all

coach all-time for two schools, Washington and Yale.

"I'm thrilled to bring Chris Gobrecht to the Academy to lead our women's basketball program," Knowlton said. "She is a proven winner and has turned around every program she's led and done it the right way. To get someone of her caliber to the Academy makes me very excited about the future of the program."

"After meeting with Chris during her visit to the Academy, I know our women's basketball program will be in great hands," said USAFA's 19th Superintendent, Lt. Gen. Michelle Johnson. "Chris embodies the values our Academy stands for and her passion for leading young people is unmistakable."

"It is hard to put into words what the opportunity to build the women's basketball program at the Air Force Academy means to me and my family," Gobrecht said. "I am honored to be asked to lead the outstanding young women who make the choice to prepare themselves for service to their country as officers in the Air Force, and I am dedicated to their experience on the court producing success in competition as well as contributing greatly to their accomplishments towards the overall mission of the Academy."

Through her first two seasons, Gobrecht laid the foundation for building the program towards new heights. In the 2016-17 season, Air Force doubled its win total from the previous season. Then-freshman Mariah Forde led the Mountain West freshmen in scoring, averaging 11.0 points per game. The Falcons have improved in scoring, rebounding, blocked shots and free throw percentage in each passing year under Gobrecht's guidance.

In the 2017-18 campaign, Coach Gobrecht and the Falcons continued on the path upwards as Air Force's five wins in conference became the most in the Mountain West era, surpassing the previous mark of four wins, set in 2005-06 and 2007-08. Air Force's signature win came in the regular season home finale, posting a 57-47 win over then-first place Wyoming. In addition to winning four of the last six games of the season, Air Force smashed five team records, highlighted by a staunch defense that only allowed 62.3 ppg in the regular season and 59.7 pp in league action, setting new team records in each respective category. The Falcons held opponents below 60 points 11 times on the season, testament to the progression of the defense under Gobrecht and staff. Air Force's 2017-18 season also yielded six new individual school records including the program's first-ever Mountain West Freshman of the Year in Kaelin Immel, who set four program-records highlighted by the most-ever points scored by an Air Force freshman in the Div. I era.

Gobrecht's Falcons continued trending upward in the 2018-19 season, averaging 60.1 points per game in regular season and Mountain West play alike, an average mark 4.4 points more than last season's averages and 12.7 more points per game than in her inaugural campaign at Air Force. Gobrecht and a young squad made up predominantly of freshmen and sophomores checked the box on numerous milestones to include the team's first win against Army in over a decade and ending a 13-game losing streak to in-state rivals Colorado State. Under Gobrecht's guidance, freshman standout Riley Snyder, who averaged 10 points per game on the season, was added to the Mountain West All-Freshman team. She is the third freshman since the 2017-18 season to earn the honor.

The 2019-2020 season marked new heights for Gobrecht and the women's basketball team as the Falcons finished 10-21 (7-11 MWC), marking Gobrecht's most single-season wins since joining Air Force and the program's most single-season conference wins since joining the league in 1999-2000. Air Force's seventh-place finish in the league tied its best-ever finish in the MWC, and is the best-ever finish since the MWC became an 11-team league. Under Gobrecht's guidance, the Falcons averaged a program-best 60.7 points per game in league play, marking the team's best conference scoring average since joining the MWC. Air Force also ranked as high as 11th in the nation in offensive rebounds per game and as high as 25th in the nation in steals. The Falcons' Kaelin Immel, who Gobrecht has entrusted co-captaincy to for two seasons, was tabbed Mountain West All-Conference, becoming the first Falcon to receive the honors since 2013. Air Force's historic season was also highlighted by knocking off regular-season champions, Fresno State, at USAFA. The Bulldogs, who were undefeated in conference (15-0) at the time of the loss, had never lost to Air Force before. Gobrecht also guided Air Force to its first-ever win in New Mexico's "The Pit", snapping a 22-game losing streak at New Mexico, as well as the squad's first-ever win against Nevada in Reno, snapping an eight-game losing streak at Nevada.

Prior to coming to Air Force, Gobrecht built Yale's program up to become an annual contender for the Ivy League championship over her last six seasons. She coached the Bulldogs to 56 wins from 2012-14 which tied for the second-most wins in a four-year stretch and most since the class of 1980 won 57 games. Under Gobrecht's leadership, Yale has also recorded the top two marks for most Ivy League wins in a four-year span with 34 Ivy victories set by the Class of 2013 and 33 wins set by the Class of 2014.

HEAD COACH

During her tenure at Yale, Gobrecht coached 27 players that earned Ivy League postseason awards, including two Ivy League Rookies of the Year, five All-Ivy first team honorees, three All-Ivy second team honorees, six All-Ivy honorable mention players, five All-Ivy rookie team players and seven Ivy League academic team honorees. Prior to Gobrecht's arrival at the school, a Bulldog player had not earned All-Ivy League first team accolades since the 1997-98. Gobrecht has also coached two players who competed on the international level.

Yale posted its sixth straight top-four finish in the Ivy League standings in 2014-15 with a 7-7 mark in Ivy play, while posting an overall mark of 13-15. Gobrecht became just the second coach in program history to record 100 victories at Yale with a victory at Columbia on Jan. 31, 2014. She was 117-162 (.419) in her 10 seasons at the school.

The Bulldogs enjoyed their most successful season under Gobrecht's leadership in 2011-12, finishing with a 16-12 record and an 8-6 mark in Ivy League play in a season that included Yale's first-ever meeting with the nation's top-ranked team (No. 1 Baylor, Nov. 22, 2011). It was their winningest season since a 16-10 finish in 1993-94 and the third straight season with at least eight Ivy League victories. The season included several milestones, including Gobrecht's 500th career victory which happened on Feb. 10, 2012, against Cornell.

In 2010-11, Gobrecht guided the Bulldogs to their first-ever appearance in the Women's National Invitational Tournament (WNIT). The Bulldogs finished with a 14-15 overall record, which, until 2011-12, was Yale's highest win total since the 2001-02 season (14-13). Gobrecht coached the Bulldogs to the biggest win in program history, a 91-85 win over then-No. 14 Florida State. It was Yale's first win over a nationally ranked opponent in the program's 38-year history. She followed that historic victory by guiding the Bulldogs to a 10-4 finish in Ivy League play, which matched the most wins for Yale in League play (10-4, 1988-89). The 2010-11 Ivy League season included Yale's first sweep of Harvard since the 1993-94 season, which helped the Bulldogs finish in second place in the Ivy League standings for the first time since 1988-89, clinching the Ivy League's automatic berth in the WNIT.

After posting a 3-24 mark in her first season with the Bulldogs, Gobrecht led the team to 12 wins in the 2006-07. The nine-win improvement was one of the best in Division I that season. The 2006-07 season was highlighted by a six-game winning streak and a 15-point victory over a Marist squad that would reach the Regional Semifinals (Sweet 16) of the NCAA Tournament. Yale was also the only Ivy League team to defeat league champion Harvard.

Though the 2008-09 team was hampered by a multitude of injuries, Gobrecht led her team to an 11-17 record and a landmark victory over North Carolina State, Yale's first win over an Atlantic Coast Conference opponent. Gobrecht also reached a milestone 450th career coaching win last season.

Prior to coaching at Yale, Gobrecht was the head coach at her alma mater, Southern California, where she posted a 93-108 record in seven seasons. She became the 33rd active coach to reach the 400-win mark during her time with the Women of Troy. She reached the milestone with a victory over Pepperdine on Dec. 4, 2002. Gobrecht took over a struggling Florida State program in 1996 for year, leading the school to a 5-22 record before going to USC.

Gobrecht coached the University of Washington from 1986-96. In 11 seasons at Washington, her teams went to the NCAA Tournament on nine occasions. The Huskies reached the NCAA Regional Semifinals four times during her tenure, and advanced to the Regional Finals (Elite Eight) in 1990. She won at least 16 games every year at Washington, including eight 20-win campaigns (six consecutive), and is the Huskies' all-time winningest coach with a 243-89 record. Washington won three conference championships and finished second four times during her tenure. A two-time Pac-10 Coach of the Year, Gobrecht led Washington to a school-record 28 wins and a number-three national ranking in 1989-90. The Huskies were the only team to beat eventual NCAA Champion Stanford that season. In lieu of her success with the Huskies, the University of Washington announced Gobrecht as one-of-seven individuals along with one team to be inducted into the Husky Hall of Fame in October 2018.

Gobrecht began her Division I coaching career with a struggling Cal State Fullerton program in 1979-80. She coached the Titans for six seasons, posting an 84-92 record. She led Cal State Fullerton to an 18-12 record in her third season on the job. In the 1984-85 season, Gobrecht's last with Cal State Fullerton, the Titans posted a 19-11 record and made their first appearance in the WNIT, making her a finalist for national Coach of the Year honors.

She served as an assistant for a USA Basketball select team that played in Czechoslovakia and Italy in 1990. In addition, six of Gobrecht's former players have played professionally in the WNBA and ABL.

Her coaching career began in 1978 at Santa Fe Springs (Calif.) High School, where her team went 20-4 and made the CIF AAA playoffs. The next year, Gobrecht led Pasadena City College to a 25-5 record, a conference championship and second place in the state junior college tournament.

A Toledo, Ohio, native and a graduate of Huntington Beach (Calif.) High School, Gobrecht earned a bachelor's degree in public affairs from USC in 1977. Then known by her maiden name of Chris Geiger, she was a three-year starter for the Women of Troy from 1974-76 and also played two seasons of volleyball at USC. After graduation, she spent a year volunteering in the Peace Corps, where she worked as an English teacher at St. Mary's College in Apia, Western Samoa.

Chris and late husband, Bob Gobrecht, have two children, Eric and Madeline. Eric is a graduate of the U.S. Air Force Academy and a graduate of the Air Force's flight school. A Major, he is a pilot stationed at Beale AFB, CA. In October 2011, Eric married Catherine Cheney, a 2010 graduate of Yale, they welcomed their first son, Bennett Gobrecht, in February of 2020. Mady graduated from Yale in 2011 after four standout seasons on the women's basketball team. She married Greg Moviel, a 2007 graduate of Vanderbilt University, in 2015. Grandson, Mack, born to Mady and Greg in May of 2018 was joined by the newest addition to the family, Mark, in June of 2020. Mady is currently a registered nurse serving at Memorial Hospital in Colorado Springs.

CHRIS GOBRECHT YEAR-BY-YEAR COACHING RECORD

YEAR	SCHOOL	OVERALL	CONF. (PL.)	POSTSEASON
1979-80	Cal State Fullerton	7-23	2-10 (6th, WCAA)	
1980-81	Cal State Fullerton	10-20	2-10 (6th, WCAA)	
1981-82	Cal State Fullerton	18-12	3-9 (6th, WCAA)	
1982-83	Cal State Fullerton	13-15	3-11 (T6th, WCAA)	
1983-84	Cal State Fullerton	17-11	7-7 (4th, WCAA)	
1984-85	Cal State Fullerton	19-11	8-6 (5th, WCAA)	WNIT 1st Round
Total	Six Years	84-92 (.477)	25-33 (.321)	
1985-86	Washington	24-6	10-2 (1st, Pac-10)	NCAA 2nd Round
1986-87	Washington	23-7	14-4 (2nd, Pac-10)	NCAA 2nd Round
1987-88	Washington	25-5	16-2 (1st, Pac-10)	NCAA Reg. Semifinal
1988-89	Washington	23-10	15-3 (2nd, Pac-10)	NCAA 2nd Round
1989-90	Washington	28-3	17-1 (T1st, Pac-10)	NCAA Reg. Final
1990-91	Washington	24-5	15-3 (2nd, Pac-10)	NCAA Reg. Semifinal
1991-92	Washington	17-11	9-9 (6th, Pac-10)	
1992-93	Washington	17-12	11-7 (3rd, Pac-10)	NCAA 2nd Round
1993-94	Washington	21-8	12-6 (4th, Pac-10)	NCAA 2nd Round
1994-95	Washington	25-9	13-5 (2nd, Pac-10)	NCAA Reg. Semifinal
1995-96	Washington	16-13	10-8 (T3rd, Pac-10)	
Total	11 years	243-89 (.732)	142-50 (.740)	
1996-97	Florida State	5-22	0-16 (9th, ACC)	
Total	One year	5-22 (.185)	0-16 (.000)	
1997-98	USC	12-15	7-11 (6th, Pac-10)	
1998-99	USC	7-20	3-15 (T9th, Pac-10)	
1999-00	USC	16-14	10-8 (5th, Pac-10)	WNIT 2nd Round
2000-01	USC	13-15	8-10 (T6th, Pac-10)	
2011-02	USC	16-14	11-7 (T4th, Pac-10)	WNIT 2nd Round
2002-03	USC	14-17	8-10 (T5th, Pac-10)	
2003-04	USC	15-13	11-7 (T3rd, Pac-10)	
Total	Seven years	93-108 (.463)	58-68 (.460)	
2005-06	Yale	3-24	2-12 (T7th, Ivy)	
2006-07	Yale	12-16	5-9 (6th, Ivy)	
2007-08	Yale	9-18	7-7 (T4th, Ivy)	
2008-09	Yale	11-17	4-10 (7th, Ivy)	
2009-10	Yale	13-15	8-6 (4th, Ivy)	
2010-11	Yale	14-15	10-4 (T2nd, Ivy)	WNIT 1st Round
2011-12	Yale	16-12	8-6 (3rd, Ivy)	
2012-13	Yale	13-15	8-6 (4th, Ivy)	
2013-14	Yale	13-15	7-7 (4th, Ivy)	
2014-15	Yale	13-15	7-7 (T3rd, Ivy)	
Total	10 years	117-162 (.477)	66-74 (.471)	
2015-16	Air Force	1-29	1-18 (11th, MW)	
2016-17	Air Force	4-25	2-16 (11th, MW)	
2017-18	Air Force	6-25	5-13 (10th, MW)	
2018-19	Air Force	8-22	4-14 (10th, MW)	
2019-20	Air Force	10-21	7-11 (7th, MW)	
Total	Five years	29-122 (.188)	19-72 (.201)	
Career	40 years	571-595 (.489)	317-382 (.454)	

CHRIS GOBRECHT VS. MOUNTAIN WEST OPPONENTS

MOUNTAIN WEST OPPONENTS	H	A	N	TOTAL
Boise State	5-4	2-7	1-2	8-13
Colorado State	5-4	1-4	2-0	8-8
Fresno State	2-4	2-4	0-0	4-8
Nevada	2-2	1-4	0-0	4-5
New Mexico	1-3	1-6	0-0	2-9
San Diego State	4-6	5-9	0-1	9-16
San José State	2-4	3-5	2-0	7-9
UNLV	0-5	0-5	1-3	1-13
Utah State	2-3	1-6	1-1	4-10
Wyoming	1-3	0-7	1-0	2-12

THE GOBRECHT FILE

Hometown: Toledo, Ohio

High School: Huntington Beach (Calif.)

Education: USC, 1977
Bachelor's Degree in Public Affairs

Playing Career: USC, 1974-76

Family:

Husband, Bob (Deceased)

Son, Capt. Eric Gobrecht
USAFA graduate and C-5M Pilot.Daughter, Madeline
Played for mother at Yale and is
currently a nurse in Colorado Springs.

Years Coaching: 41st season

Career Record: 574-604 (.486)

Coaching Career

Santa Fe Springs HS (1978)	20-4
Pasadena City College (1979)	25-5
Cal State Fullerton (1979-85)	84-92
Washington (1986-96)	243-89
Florida State (1996-97)	5-22
USC (1997-05)	93-108
Yale (2005-15)	117-162
Air Force (2015-)	33-131

Accolades:Two-time Pac 10 Coach of the Year
Winningest coach at Washington and Yale
Assistant, USA Basketball 1990

Pac 10 Titles	3
NCAA Appearances	9
20 win seasons	8
Players coached in WNBA and ABL	6

PLAYER PROFILES

**Haley JONES****#0, FORWARD**6-0 | Sophomore
Torrance, CA (Torrance)

SOPHOMORE | 2019-20:
 -Appeared in all 31 games, made 19 starts on the season
 -Averaged 5.2 RPG for the second-highest average on the team
 -Finished sixth in the MW in offensive RPG (2.61)
 -Posted three double-digit rebounding games
 -Tied career-best 12 rebounds against Boise State in the MWC quarter-finals
 -Averaged 4.1 PPG
 -Scored a career-best 17 points at UNLV
 -Averaged 1.5 steals per game, 14th best in the MWC
 -Athletic Director's list

FRESHMAN | 2018-19:
 -Played in all 30 games, making 19 starts
 -216 points on the season (7.2 ppg), and 30 assists (1.0 apg)
 -Nine double-figure scoring games, highlighted by a season-high 15 points against San Jose State
 -Second-leading rebounder on the team (176, 5.9 rpg), second-leading rebounder of all MWC freshman
 -Second-most single-season rebounds by any Air Force freshman in Div. I history, fifth-most by any Air Force freshman in Academy history
 -Led the team in offensive rebounds (84)
 -Career-high 12 rebounds against Utah State
 -39 steals on the season for the seventh-most by any Air Force freshman in Div. I history and 10th most any freshman in Academy history
 -Set a team-high mark with seven steals against UNLV
 -Posted first career double-double against San Jose State (13 points, 10 rebounds)
 -Athletic Director's List (Spring 2019)

Before Air Force: Four letters in basketball and track and one letter in cross country ... played for coach Riki Murakami at West Torrance HS ... 1,150 career points and 880 career rebounds ... Pioneer League MVP ... All-Area Player of the Year ... CIF Div. I Player of the Year ... West Torrance HS Athlete of the Year ... Cal High Sports All-State team ... Max Preps All-State team ... CIF Div. I champion ... CIF finalist in track for the 4x400 relay ... CIF finalist in cross country ... CIF finalist in shotput and discus.

Personal: Cadet Squadron 39 ... mother is Sabrina Steele and has an older sister named Dakota ... plans to major in military history ... aspires to work at a foreign embassy ... grandfather was in the ROTC at N.C. State ... hobbies are writing and watching movies ... Why I came to Air Force?: "I never thought I would be in the military but now that I am, I feel like I have found my place. I can't wait to see where this place takes me." ... other squadron duties include: support staff - working the football tailgates ... squadron PEER - checking in on fellow squadmates, ensuring moral is high throughout the squad ... Teal Rope - a liaison between cadets and the SAPR office ... created a new job along with LeSean Brown (MBB team): IC Liaison, which is advocating and mentoring the underclassmen intercollegiate athletes in the squad and representing them in the squadron strategic meetings.

#0 JONES, Haley

Opponent	Date	GS	MIN	Total		3-Pointers		Free throws		Rebounds				PF	A	T/O	BLK	STL	PTS	AVG
				FG-FGA	PCT	3FG-3FGA	PCT	FT-FTA	PCT	OFF	DEF	TOT	AVG							
Denver	11/25/2020		03:47	0-0	.000	0-0	.000	0-0	.000	0	0	0	0.0	2	0	0	0	0	0	0.0
at Colorado	11/28/2020		15:44	1-2	.500	0-0	.000	0-0	.000	0	2	2	1.0	5	0	2	0	1	2	1.0
Totals		0	19:31	1-2	.500	0-0	.000	0-0	.000	0	2	2	1.0	7	0	2	0	1	2	1.0

Player Averages

Games Played	Minutes/game	Points/game	FG Pct	3FG Pct	FT Pct	Rebounds/game	Assists/game	Turnovers/game	Assist/Turnover ratio	Steals/game	Blocks/game
2	9.8	1.0	50.0	0.0	0.0	1.0	0.0	1.0	0.0	0.5	0.0

CAREER STATS

JONES, Haley

				Field Goals		3-Point		F-Throws		Rebounds				Scoring						
SEASON	TEAM	GP-GS	MIN/AVG	FG-FGA	FG%	3FG-FGA	3FG%	FT-FTA	FT%	OFF	DEF	TOT	AVG	PF-FO	AST	TOT	BLK	STL	PTS	AVG
2018-19	USAFA	30-19	706/23.5	82-210	.390	5-25	.200	47-83	.566	84	92	176	5.9	75-1	30	42	13	39	216	7.2
2019-20	USAFA	31-19	604/19.5	48-137	.350	4-17	.235	27-56	.482	81	79	160	5.2	72-2	29	35	17	47	127	4.1
2020-21	USAFA	2-0	20/9.8	1-2	.500	0-0	.000	0-0	.000	0	2	2	1.0	7-1	0	2	0	1	2	1.0
TOTAL		63-38	1330/21.1	131-349	.375	9-42	.214	74-139	.532	165	173	338	5.4	154-4	59	79	30	87	345	5.5

Single Game Highs

Statistic	Value	
Points	17	vs UNLV 01/04/20
Rebounds	12	vs Utah St. 01/05/19, vs Boise St. 03/02/20
Assists	5	vs San Diego St. 03/10/19
Steals	7	at UNLV 01/16/19
Blocks	2	7 times
FG Made	6	vs Fairleigh Dickinson 11/16/18
FG Attempts	13	at Minnesota 12/02/18, vs San Diego St. 03/10/19
3FG Made	2	vs George Mason 11/09/18
3FG Attempts	3	vs George Mason 11/09/18, at UNLV 01/16/19, at Tennessee 12/01/19
FT Made	6	vs Neb. Wesleyan 12/30/19, vs UNLV 01/04/20
FT Attempts	9	vs UNLV 01/04/20

PLAYER PROFILES



Briana AUTREY-THOMPSON
#1, GUARD

5-6 | Junior

Suffolk, VA (Nansemond River)

SOPHOMORE | 2019-20:

- Played in 21 games, making 21 starts
- Averaged 9.0 PPG, third-best on the squad
- Scored a season-high 21 points at Cal St. Fullerton
- Notched 10 double-digit scoring performances
- Led the team with 4.1 APG
- Dished a career-high 11 assists at San Diego State
- Snatched a career-best five steals in two games
- Averaged 1.9 steals per game

FRESHMAN | 2018-19:

- Played in all 30 games, making 14 starts
- Scored 275 points (9.2 ppg), 10th most by any Air Force freshman in Div. I history
- Led the team in assists (76, 2.5 apg), sixth most by any freshman in Academy history
- Had the second-most steals on the team (49, 1.6 spg), fifth-most by any freshman and tying for seventh-most in Academy history
- Posted three 20+ scoring performances highlighted by a season-high 24 points against Army
- 10 double-figure scoring performances
- Six assists against San Jose State tied for the most in by a Falcon in a single-game on the season
- Made 8 FTs against Army, setting a season-high mark for the team
- Made 70 FTs on the season, seventh most by any freshman in Academy history

Before Air Force: Four letters in basketball, three letters in volleyball and one letter in track at Nansemond River HS ... played for coach Robert Calvin Mason ... first female at her school to score 1,000 points as a junior ... most points, steals and rebounds, fourth in rebounds ... first-team all-conference ... first-team all-region ... first-team All-757 ... second-team All-Tidewater ... first-team all-district ... her jersey was retired by her high school ... A-B Honor Roll ... National Honor Society ... Class Treasurer ... FBLA member.

Personal: Cadet Squadron 25 ... parents are Andrew and Sheila Thompson ... majoring in social sciences and would like to pursue a career in the same field ... hobbies are listening to music and hanging out with friends.

#1 AUTREY, Briana

Opponent	Date	GS	MIN	Total		3-Pointers		Free throws		Rebounds				PF	A	T/O	BLK	STL	PTS	AVG
				FG-FGA	PCT	3FG-3FGA	PCT	FT-FTA	PCT	OFF	DEF	TOT	AVG							
Denver	11/25/2020	*	31:20	8-16	.500	1-3	.333	8-11	.727	0	2	2	2.0	2	3	3	0	4	25	25.0
at Colorado	11/28/2020	*	27:51	2-7	.286	0-0	.000	2-2	1.000	0	1	1	1.5	4	0	7	0	2	6	15.5
Western Colo.	12/16/2020	*	35:10	11-16	.688	0-1	.000	4-4	1.000	0	4	4	2.3	5	5	3	0	7	26	19.0
at Denver	12/20/2020	*	35:15	6-18	.333	2-4	.500	2-4	.500	2	1	3	2.5	2	8	0	0	5	16	18.3
Portland St.	12/28/2020	*	28:55	3-10	.300	0-0	.000	3-4	.750	0	3	3	2.6	3	8	5	0	3	9	16.4
at Utah St.	12/31/2020	*	29:00	1-6	.167	0-0	.000	2-6	.333	1	3	4	2.8	4	3	5	0	0	4	14.3
at Utah St.	01/02/2021	*	34:00	2-10	.200	1-3	.333	3-5	.600	1	3	4	3.0	3	4	6	0	6	8	13.4
Boise St.	01/06/2021	*	23:16	4-12	.333	0-2	.000	4-5	.800	1	6	7	3.5	3	5	3	0	4	12	13.3
Boise St.	01/08/2021	*	32:23	7-13	.538	1-1	1.000	4-4	1.000	1	1	2	3.3	2	1	7	0	1	19	13.9
at Wyoming	01/16/2021	*	33:09	7-18	.389	0-4	.000	3-5	.600	3	3	6	3.6	1	5	3	0	3	17	14.2
at Wyoming	01/18/2021	*	23:11	0-9	.000	0-3	.000	2-2	1.000	4	1	5	3.7	5	4	4	0	3	2	13.1
at San Diego St.	01/22/2021	*	26:42	3-13	.231	0-3	.000	0-1	.000	0	2	2	3.6	2	4	6	0	0	6	12.5
at San Diego St.	01/24/2021	*	33:05	6-15	.400	0-3	.000	6-7	.857	0	5	5	3.7	2	5	5	0	0	18	12.9
Totals		13	393:17	60-163	.368	5-27	.185	43-60	.717	13	35	48	3.7	38	55	57	0	38	168	12.9

Player Averages

Games Played	Minutes/game	Points/game	FG Pct	3FG Pct	FT Pct	Rebounds/game	Assists/game	Turnovers/game	Assist/Turnover ratio	Steals/game	Blocks/game
13	30.3	12.9	36.8	18.5	71.7	3.7	4.2	4.4	1.0	2.9	0.0

CAREER STATS

AUTREY, Briana

				Field Goals		3-Point		F-Throws		Rebounds				Scoring						
SEASON	TEAM	GP-GS	MIN/AVG	FG-FGA	FG%	3FG-3FGA	3FG%	FT-FTA	FT%	OFF	DEF	TOT	AVG	PF-FO	AST	TO	BLK	STL	PTS	AVG
2018-19	USAFA	30-14	750/25.0	96-244	.393	13-53	.245	70-104	.673	16	50	66	2.2	74-3	76	135	4	49	275	9.2
2019-20	USAFA	21-21	572/27.2	75-204	.368	9-46	.196	29-47	.617	12	36	48	2.3	63-4	87	86	3	40	188	9.0
2020-21	USAFA	13-13	393/30.3	60-163	.368	5-27	.185	43-60	.717	13	35	48	3.7	38-2	55	57	0	38	168	12.9
TOTAL		64-48	1715/26.8	231-611	.378	27-126	.214	142-211	.673	41	121	162	2.5	175-9	218	278	7	127	631	9.9

Single Game Highs

Statistic	Value
Points	26 vs Western Colo. 12/16/20
Rebounds	7 vs Fresno St. 02/19/20, vs Boise St. 01/06/21
Assists	11 at San Diego St. 02/08/20
Steals	7 vs Western Colo. 12/16/20
Blocks	2 at Army West Point 11/21/18
FG Made	11 vs Western Colo. 12/16/20
FG Attempts	18 at Denver 12/20/20, at Wyoming 01/16/21
3FG Made	2 vs San Jose St. 01/26/19, vs Colorado St. 03/01/20, at Denver 12/20/20
3FG Attempts	6 at Oregon 12/20/18, vs Colorado St. 03/01/20
FT Made	8 at Army West Point 11/21/18, vs Denver 11/25/20
FT Attempts	11 vs Northern Colo. 11/28/18, vs Denver 11/25/20

PLAYER PROFILES



Audrey GADISON
#2, GUARD

5-7 | Junior
 Blaine, MN

(St. Croix Lutheran Academy)

SOPHOMORE | 2019-20:

-Battled back from injury to see action in two games
 -Did not record any stats on the season

FRESHMAN | 2018-19:

-Saw action in seven games before sitting the season due to injury
 -Drained a three-pointer against Minnesota

Before Air Force: Four letters in basketball and track at St. Croix Lutheran Academy ... played for coach Dave Mielke ... four-time Tri-Metro first-team all-conference ... 1,000 Point Club as a junior ... Rookie of the Year ... member of four-time conference championship team ... three-time MVP ... Basketball Elite 50 underclassman ... two-time team captain ... 2018 Miss Minnesota Basketball Nominee ... 2018 class 3AAA honorable mention all-state ... four-time All-A Honor Roll ... three-time Minnesota Track and Field Academic All-State ... three academic letters ... Minnesota Academic All-State in basketball ... two-time Tri-Metro Honorable Mention Track and Field.

Personal: Cadet Squadron 8 ... parents are Jessie and Kim Gadison ... has an older brother ... comes from a family of basketball athletes as mom, dad and brother played collegiate basketball ... father, Jessie Gadison, also ran track in college ... plans to major in biology ... aspires to have a career as a pathologist ... hobby is reading.

Related Content

There is no related content available.

#2 GADISON, Audrey

J. GADSDEN, Andrew																									
Opponent	Date	GS	MIN	Total		3-Pointers		Free throws		Rebounds															
				FG-FGA	PCT	3FG-3FGA	PCT	FT-FTA	PCT	OFF	DEF	TOT	AVG	PF	A	T/O	BLK	STL	PTS	AVG					
Denver	11/25/2020		02:03	0-1	.000	0-1	.000	0-0	.000	0	0	0	0.0	1	0	0	0	0	0	0	0				
at Colorado	11/28/2020		08:29	1-2	.500	1-2	.500	0-0	.000	0	0	0	0.0	2	0	1	0	0	3	1.5					
Western Colo.	12/16/2020	*	31:40	0-4	.000	0-3	.000	0-0	.000	0	1	1	0.3	3	1	3	0	2	0	1.0					
at Denver	12/20/2020	*	12:35	2-4	.500	2-4	.500	0-0	.000	0	0	0	0.3	4	0	0	0	1	6	2.3					
Portland St.	12/28/2020		14:34	2-5	.400	2-4	.500	0-0	.000	1	2	3	0.8	0	1	1	0	0	6	3.0					
at Utah St.	12/31/2020		09:00	1-3	.333	1-3	.333	0-0	.000	2	3	5	1.5	1	0	1	0	0	3	3.0					
at Utah St.	01/02/2021		08:00	0-1	.000	0-1	.000	2-2	1.000	1	1	2	1.6	1	0	1	0	0	2	2.9					
Boise St.	01/06/2021		14:31	4-5	.800	4-4	1.000	0-0	.000	0	2	2	1.6	1	2	2	0	0	12	4.0					
Boise St.	01/08/2021		01:37	0-0	.000	0-0	.000	0-0	.000	0	0	0	1.4	1	0	0	0	0	0	3.6					
at Wyoming	01/16/2021		04:56	1-2	.500	1-2	.500	0-0	.000	1	0	1	1.4	1	0	1	0	0	3	3.5					
at Wyoming	01/18/2021		12:31	2-5	.400	2-4	.500	2-2	1.000	0	1	1	1.4	0	1	3	0	1	8	3.9					
at San Diego St.	01/22/2021		09:42	2-5	.400	2-5	.400	0-0	.000	0	1	1	1.3	0	0	0	1	0	6	4.1					
at San Diego St.	01/24/2021		14:40	3-6	.500	3-6	.500	0-0	.000	0	0	0	1.2	0	1	0	0	1	9	4.5					
Totals		2	144:18	18-43	.419	18-39	.462	4-4	1.000	5	11	16	1.2	15	6	13	1	5	58	4.5					

Player Averages

Games Played	Minutes/game	Points/game	FG Pct	3FG Pct	FT Pct	Rebounds/game	Assists/game	Turnovers/game	Assist/Turnover ratio	Steals/game	Blocks/game
13	11.1	4.5	41.9	46.2	100.0	1.2	0.5	1.0	0.5	0.4	0.1

CAREER STATS

GADISON, Audrey

				Field Goals		3-Point		F-Throws		Rebounds								Scoring		
SEASON	TEAM	GP-GS	MIN/AVG	FG-FGA	FG%	3FG-FGA	3FG%	FT-FTA	FT%	OFF	DEF	TOT	AVG	PF-FO	AST	TO	BLK	STL	PTS	AVG
2018-19	USAFA	7-0	44/6.2	2-8	.250	1-4	.250	0-0	.000	2	2	4	0.6	4-0	0	0	0	4	5	0.7
2019-20	USAFA	2-0	1/0.6	0-0	.000	0-0	.000	0-0	.000	0	0	0	0.0	0-0	0	0	0	0	0	0.0
2020-21	USAFA	13-2	144/11.1	18-43	.419	18-39	.462	4-4	1.000	5	11	16	1.2	15-0	6	13	1	5	58	4.5
TOTAL		22-2	189/8.6	20-51	.392	19-43	.442	4-4	1.000	7	13	20	0.9	19-0	6	13	1	9	63	2.9

Single Game Highs

Statistic	Value	
Points	12	vs Boise St. 01/06/21
Rebounds	5	at Utah St. 12/31/20
Assists	2	vs Boise St. 01/06/21
Steals	2	vs Western Colo. 12/16/20
Blocks	1	at San Diego St. 01/22/21
FG Made	4	vs Boise St. 01/06/21
FG Attempts	6	at San Diego St. 01/24/21
3FG Made	4	vs Boise St. 01/06/21
3FG Attempts	6	at San Diego St. 01/24/21
FT Made	2	at Wyoming 01/18/21, at Utah St. 01/02/21
FT Attempts	2	at Wyoming 01/18/21, at Utah St. 01/02/21

PLAYER PROFILES



Cierra WINTERS
#3, GUARD

5-7 | Junior
El Paso, TX (Franklin)
USAFA Prep

SOPHOMORE | 2019-20:
-Played in 28 games on the season
-Scored in a career-high 10 points in two games
-Averaged 2.6 PPG, 1.6 RPG
-Snagged a career-best six re-bounds at Nevada
-Career-best six steals against Colorado State in the regular-sea-son finale
-Led the team with a .405 FG percentage
-Athletic Director's list

FRESHMAN | 2018-19:
-Saw action in nine games
-Scored a career-high nine points against Fairleigh Dickinson, shoot- ing 2-2 from deep
-Athletic Honors all semesters

Before Air Force: Attended the USAFA Prep School where she played basketball ... earned Out- standing Female Athlete Award ... Black Rope ... four letters in bas- ketball at Franklin HS ... played for coach Marlee Webb ... two-time first-team all-district ... two-time all-city ... City Defensive MVP ... 2016 USA Basketball 3x3 bronze medalist ... 2016 USA Basketball 3x3 Skills MVP ... two-time sec- ond-team all-district ... AAU team MVP ... competed at the U.S. Olympic Training Center ... helped her high school win a regional game, propelling the program to its furthest game in the tournament ... academic all-state ... Top-7% in graduating class.

Personal: Cadet Squadron 14 ... parents are Steven and Carla Wint- ers ... has five siblings ... father played football at the University of Utah ... brother, Issac Winters, played football at West Point ... sister, Haley Winters, ran track at West Point ... sister, Lexi Winters, played basketball at New Mexico Junior College ... plans to major in behavioral science ... aspires to become a pilot.

#3 WINTERS, Cierra

Opponent	Date	GS	MIN	Total		3-Pointers		Free throws		Rebounds				PF	A	T/O	BLK	STL	PTS	AVG
				FG-FGA	PCT	3FG-3FGA	PCT	FT-FTA	PCT	OFF	DEF	TOT	AVG							
Denver	11/25/2020		07:27	1-3	.333	0-1	.000	3-4	.750	0	1	1	1.0	1	0	1	0	0	5	5.0
at Colorado	11/28/2020		10:04	0-3	.000	0-0	.000	1-2	.500	0	1	1	1.0	0	0	0	0	1	1	3.0
Western Colo.	12/16/2020	*	24:09	1-9	.111	0-3	.000	0-0	.000	1	3	4	2.0	5	4	1	0	5	2	2.7
at Denver	12/20/2020	*	20:44	4-6	.667	0-0	.000	0-0	.000	0	1	1	1.8	4	0	1	1	0	8	4.0
Portland St.	12/28/2020	*	19:12	3-3	1.000	1-1	1.000	0-0	.000	0	2	2	1.8	3	2	2	1	0	7	4.6
at Utah St.	12/31/2020	*	19:00	2-5	.400	0-0	.000	0-1	.000	1	4	5	2.3	5	2	0	1	3	4	4.5
at Utah St.	01/02/2021	*	28:00	4-11	.364	0-1	.000	0-0	.000	1	4	5	2.7	4	0	2	0	2	8	5.0
Boise St.	01/06/2021	*	21:24	2-3	.667	0-0	.000	0-0	.000	1	3	4	2.9	3	0	0	0	2	4	4.9
Boise St.	01/08/2021	*	17:25	0-2	.000	0-0	.000	2-2	1.000	0	2	2	2.8	1	1	2	0	0	2	4.6
at Wyoming	01/16/2021	*	29:05	2-4	.500	0-0	.000	2-2	1.000	1	2	3	2.8	5	1	1	0	1	6	4.7
at Wyoming	01/18/2021	*	26:03	0-4	.000	0-1	.000	0-0	.000	2	2	4	2.9	2	0	0	0	2	0	4.3
at San Diego St.	01/22/2021		15:38	1-4	.250	0-1	.000	0-0	.000	0	1	1	2.8	2	2	0	0	0	2	4.1
at San Diego St.	01/24/2021		10:46	0-0	.000	0-0	.000	2-2	1.000	0	0	0	2.5	3	1	1	0	2	2	3.9
Totals		9	248:56	20-57	.351	1-8	.125	10-13	.769	7	26	33	2.5	38	13	11	3	18	51	3.9

Player Averages

Games Played	Minutes/ game	Points/ game	FG Pct	3FG Pct	FT Pct	Rebounds/ game	Assists/ game	Turnovers/ game	Assist/Turnover ratio	Steals/ game	Blocks/ game
13	19.1	3.9	35.1	12.5	76.9	2.5	1.0	0.8	1.2	1.4	0.2

CAREER STATS

WINTERS, Cierra

				Field Goals		3-Point		F-Throws		Rebounds										Scoring	
SEASON	TEAM	GP-GS	MIN/AVG	FG-FGA	FG%	3FG-FGA	3FG%	FT-FTA	FT%	OFF	DEF	TOT	AVG	PF-FO	AST	TO	BLK	STL	PTS	AVG	
2018-19	USAFA	9-0	57/6.3	4-15	.267	2-8	.250	1-6	.167	2	2	4	0.4	7-0	2	3	0	5	11	1.2	
2019-20	USAFA	28-0	307/11.0	32-79	.405	4-25	.160	4-14	.286	9	35	44	1.6	52-2	19	21	0	28	72	2.6	
2020-21	USAFA	13-9	249/19.1	20-57	.351	1-8	.125	10-13	.769	7	26	33	2.5	38-3	13	11	3	18	51	3.9	
TOTAL		50-9	613/12.3	56-151	.371	7-41	.171	15-33	.455	18	63	81	1.6	97-5	34	35	3	51	134	2.7	

Single Game Highs

Statistic	Value	
Points	10	at Wyoming 02/22/20, at Nevada 12/07/19
Rebounds	6	at Nevada 12/07/19
Assists	4	vs Western Colo. 12/16/20
Steals	6	vs Colorado St. 02/27/20
Blocks	1	at Denver 12/20/20, at Utah St. 12/31/20, vs Portland St. 12/28/20
FG Made	5	at Nevada 12/07/19
FG Attempts	11	at Utah St. 01/02/21
3FG Made	2	vs Fairleigh Dickinson 11/16/18
3FG Attempts	3	vs Colorado St. 02/27/20, at Nevada 12/07/19, vs Western Colo. 12/16/20
FT Made	3	vs Denver 11/25/20
FT Attempts	4	at Long Beach St. 12/18/19, vs Denver 11/25/20

PLAYER PROFILES

**Jordan GOODWIN****#5, GUARD**5-8 | Freshman
Antelope, CA (Antelope)

HIGH SCHOOL: Six-time varsity athlete ... played for coach Sean Chambers at Antelope HS ... All-American ... CIF All-Conference ... played for Just Believe Sports club team where she was the team captain and MVP ... also played volleyball and track.

PERSONAL: Cadet Squadron 24 ... parents are James and Alicia Goodwin ... has a younger brother, Jayden ... plans to major in biology.

#5 GOODWIN, Jordan

Opponent	Date	GS	MIN	Total		3-Pointers		Free throws		Rebounds				PF		A		T/O		BLK		STL		PTS		AVG
				FG-FGA	PCT	3FG-3FGA	PCT	FT-FTA	PCT	OFF	DEF	TOT	AVG													
Western Colo.	12/16/2020		08:14	1-3	.333	0-0	.000	0-0	.000	0	1	1	1.0	1	0	0	0	0	0	0	2	2.0				
at Denver	12/20/2020		02:26	0-0	.000	0-0	.000	0-0	.000	0	0	0	0.5	0	0	0	0	0	0	0	0	1.0				
Portland St.	12/28/2020		02:28	0-0	.000	0-0	.000	0-0	.000	0	1	1	0.7	0	1	0	0	0	0	0	0	0.7				
Boise St.	01/06/2021		01:26	0-0	.000	0-0	.000	0-0	.000	0	0	0	0.5	1	0	0	0	0	0	0	0	0.5				
Totals		0	14:34	1-3	.333	0-0	.000	0-0	.000	0	2	2	0.5	2	1	0	0	0	0	0	2	0.5				

Player Averages

Games Played	Minutes/game	Points/game	FG Pct	3FG Pct	FT Pct	Rebounds/game	Assists/game	Turnovers/game	Assist/Turnover ratio	Steals/game	Blocks/game
4	3.6	0.5	33.3	0.0	0.0	0.5	0.3	0.0	1.0	0.0	0.0

CAREER STATS

GOODWIN, Jordan

				Field Goals		3-Point		F-Throws		Rebounds									Scoring	
SEASON	TEAM	GP-GS	MIN/AVG	FG-FGA	FG%	3FG-FGA	3FG%	FT-FTA	FT%	OFF	DEF	TOT	AVG	PF-FO	AST	TO	BLK	STL	PTS	AVG
2020-21	USAFA	4-0	15/3.6	1-3	.333	0-0	.000	0-0	.000	0	2	2	0.5	2-0	1	0	0	0	2	0.5
TOTAL		4-0	15/3.6	1-3	.333	0-0	.000	0-0	.000	0	2	2	0.5	2-0	1	0	0	0	2	0.5

Single Game Highs

Statistic	Value
Points	2 vs Western Colo. 12/16/20
Rebounds	1 vs Western Colo. 12/16/20, vs Portland St. 12/28/20
Assists	1 vs Portland St. 12/28/20
FG Made	1 vs Western Colo. 12/16/20
FG Attempts	3 vs Western Colo. 12/16/20

PLAYER PROFILES



Kamri HEATH
#10, GUARD

5-7 | Sophomore
Edmond, OK
(Edmond North)

FRESHMAN | 2019-20:

- Appeared in 26 games, starting the first seven games of the season
- Scored career-best 16 points in career debut at No. 20 Arizona State
- Averaged 3.4 PPG on the season
- .563 FT percentage
- 29 assists, 23 steals
- Mountain West All-Academic
- Commandant's list
- Athletic Director's list

Before Air Force: Played for coach Pete Papahronis at Edmond North HS ... averaged 18.4 PPG and the steals per game as a senior ... Offensive Player of the Year ... OGBCA All-State and OCA All-State ... selected to play in the Faith 7 game of Oklahoma vs. Texas ... VYPE top 100 ... member of the 1000 point club ... Oklahoma High School Player of the Week ... all-conference selection freshman, sophomore, and junior year ... All-City Roster ... played softball and helped her team reach the state tournament in her senior year ... Academic All American in softball and basketball ... AP Scholar ... Nate Fleming Scholarship.

Personal: Cadet Squadron 7 ... parents are Joel and Bobbi Heath, has one older sibling ... both parents, Joel and Bobbi, played collegiate sports at Central Oklahoma, baseball and basketball, respectively ... sister, JoBi, was an All-American softball player at Central Oklahoma.

#10 HEATH, Kamri

Opponent	Date	GS	MIN	Total		3-Pointers		Free throws		Rebounds				PF	A	T/O	BLK	STL	PTS	AVG
				FG-FGA	PCT	3FG-3FGA	PCT	FT-FTA	PCT	OFF	DEF	TOT	AVG							
Denver	11/25/2020		01:07	0-1	.000	0-0	.000	0-0	.000	0	0	0	0.0	0	0	0	0	0	0	0.0
at Colorado	11/28/2020		03:18	0-1	.000	0-0	.000	0-0	.000	0	0	0	0.0	0	0	2	0	1	0	0.0
Portland St.	12/28/2020		04:30	1-1	1.000	0-0	.000	0-0	.000	0	1	1	0.3	2	0	2	0	0	2	0.7
at Utah St.	12/31/2020		03:00	0-1	.000	0-0	.000	0-0	.000	0	0	0	0.3	0	1	0	0	1	0	0.5
at Utah St.	01/02/2021		02:00	0-0	.000	0-0	.000	0-0	.000	0	0	0	0.2	0	0	0	0	0	0	0.4
Boise St.	01/06/2021		02:13	0-1	.000	0-0	.000	0-0	.000	0	0	0	0.2	1	0	1	0	0	0	0.3
at San Diego St.	01/22/2021		03:42	1-1	1.000	0-0	.000	0-0	.000	0	0	0	0.1	1	0	1	0	0	2	0.6
at San Diego St.	01/24/2021		01:40	0-1	.000	0-0	.000	0-0	.000	0	0	0	0.1	0	0	0	0	0	0	0.5
Totals		0	21:30	2-7	.286	0-0	.000	0-0	.000	0	1	1	0.1	4	1	6	0	2	4	0.5

Player Averages

Games Played	Minutes/game	Points/game	FG Pct	3FG Pct	FT Pct	Rebounds/game	Assists/game	Turnovers/game	Assist/Turnover ratio	Steals/game	Blocks/game
8	2.7	0.5	28.6	0.0	0.0	0.1	0.1	0.8	0.2	0.3	0.0

CAREER STATS

HEATH, Kamri

				Field Goals		3-Point		F-Throws		Rebounds								Scoring		
SEASON	TEAM	GP-GS	MIN/AVG	FG-FGA	FG%	3FG-FGA	3FG%	FT-FTA	FT%	OFF	DEF	TOT	AVG	PF-FO	AST	TO	BLK	STL	PTS	AVG
2019-20	USAFA	26-7	381/14.7	39-113	.345	2-12	.167	9-16	.563	10	19	29	1.1	25-1	29	23	2	23	89	3.4
2020-21	USAFA	8-0	22/2.7	2-7	.286	0-0	.000	0-0	.000	0	1	1	0.1	4-0	1	6	0	2	4	0.5
TOTAL		34-7	403/11.8	41-120	.342	2-12	.167	9-16	.563	10	20	30	0.9	29-1	30	29	2	25	93	2.7

Single Game Highs

Statistic	Value	
Points	16	at Arizona St. 11/05/19
Rebounds	4	vs San Diego 11/16/19, at Northern Colo. 11/19/19, at Navy 11/27/19
Assists	5	vs NJIT 11/08/19
Steals	4	vs NJIT 11/08/19
Blocks	1	at Northern Colo. 11/19/19, at Navy 11/27/19
FG Made	6	at Arizona St. 11/05/19
FG Attempts	14	vs NJIT 11/08/19
3FG Made	1	at Arizona St. 11/05/19, at Northern Colo. 11/19/19
3FG Attempts	2	at Arizona St. 11/05/19, vs NJIT 11/08/19, vs Neb. Wesleyan 12/30/19
FT Made	3	at Arizona St. 11/05/19
FT Attempts	6	at Arizona St. 11/05/19

PLAYER PROFILES



Kayla PILSON
#11, GUARD/FORWARD

5-10 | Freshman
 Houston, TX (Westside)
 USAFA Prep

USAFA Prep: Played for the women's basketball team at the Prep School.

HIGH SCHOOL: Four-time varsity athlete ... played for coach Troy Gillespie at Westside HS ... three-time all-district ... four-time district champion ... All-Region Player of the Year ... all-state ... first-team all-district (sophomore and junior) ... district MVP (junior) ... three-time tournament MVP ... McDonald's Tournament MVP ... played for Cyfair Premier club team for two seasons ... two-time district 1x100 relay champion in track ... second place in district high jump ... National Honors Society ... AP Honors.

PERSONAL: Cadet Squadron 28 ... parents are Michael Pilson and Tina Walton ... has a younger brother, Brighton Pilson ... plans to major in legal studies with a minor in French or philosophy ... other hobbies are golf, track and field, soccer and Ultimate Frisbee.

#11 PILSON, Kayla

Opponent	Date	GS	MIN	Total		3-Pointers		Free throws		Rebounds				PF		T/O		BLK	STL	PTS	AVG
				FG-FGA	PCT	3FG-3FGA	PCT	FT-FTA	PCT	OFF	DEF	TOT	AVG								
Denver	11/25/2020		05:57	1-2	.500	0-1	.000	0-0	.000	0	0	0	0.0	0	0	1	0	0	0	2	2.0
at Colorado	11/28/2020		03:56	0-0	.000	0-0	.000	0-0	.000	0	0	0	0.0	0	0	0	0	0	0	0	1.0
Western Colo.	12/16/2020		30:51	3-6	.500	0-2	.000	2-2	1.000	0	1	1	0.3	3	0	1	0	2	8	3.3	
at Denver	12/20/2020		30:30	3-8	.375	2-5	.400	0-0	.000	0	2	2	0.8	1	1	1	0	1	8	4.5	
Portland St.	12/28/2020		19:34	5-6	.833	0-1	.000	2-2	1.000	0	1	1	0.8	3	1	0	0	2	12	6.0	
at Utah St.	12/31/2020		21:00	2-7	.286	0-3	.000	4-6	.667	2	1	3	1.2	1	0	2	0	2	8	6.3	
at Utah St.	01/02/2021		11:00	1-2	.500	1-1	1.000	1-2	.500	1	1	2	1.3	3	0	1	0	0	4	6.0	
Boise St.	01/06/2021		18:35	1-6	.167	0-1	.000	2-2	1.000	0	1	1	1.3	0	2	2	0	0	4	5.8	
Boise St.	01/08/2021		13:04	1-4	.250	0-1	.000	0-0	.000	0	1	1	1.2	0	0	0	0	2	2	5.3	
at Wyoming	01/16/2021		02:02	0-0	.000	0-0	.000	0-0	.000	0	0	0	1.1	0	0	2	0	0	0	4.8	
at Wyoming	01/18/2021		09:20	0-2	.000	0-0	.000	0-0	.000	1	0	1	1.1	0	0	0	0	1	0	4.4	
Totals		0	165:49	17-43	.395	3-15	.200	11-14	.786	4	8	12	1.1	11	4	10	0	10	48	4.4	

Player Averages

Games Played	Minutes/game	Points/game	FG Pct	3FG Pct	FT Pct	Rebounds/game	Assists/game	Turnovers/game	Assist/Turnover ratio	Steals/game	Blocks/game
11	15.1	4.4	39.5	20.0	78.6	1.1	0.4	0.9	0.4	0.9	0.0

CAREER STATS

PILSON, Kayla

				Field Goals		3-Point		F-Throws		Rebounds				Scoring	
SEASON	TEAM	GP-GS	MIN/AVG	FG-FGA	FG%	3FG-FGA	3FG%	FT-FTA	FT%	OFF	DEF	TOT	AVG	PF-FO	AST
2020-21	USAFA	11-0	166/15.1	17-43	.395	3-15	.200	11-14	.786	4	8	12	1.1	11-0	4
TOTAL		11-0	166/15.1	17-43	.395	3-15	.200	11-14	.786	4	8	12	1.1	11-0	4

Single Game Highs

Statistic	Value
Points	12 vs Portland St. 12/28/20
Rebounds	3 at Utah St. 12/31/20
Assists	2 vs Boise St. 01/06/21
Steals	2 4 times
FG Made	5 vs Portland St. 12/28/20
FG Attempts	8 at Denver 12/20/20
3FG Made	2 at Denver 12/20/20
3FG Attempts	5 at Denver 12/20/20
FT Made	4 at Utah St. 12/31/20
FT Attempts	6 at Utah St. 12/31/20

PLAYER PROFILES

**Grace HESS****#12, GUARD**

5-8 | Sophomore

Abingdon, VA

(Abingdon/USAFA Prep)

FRESHMAN | 2019-20:

-Saw action in 20 games on the season
 -Scored a career-high seven points against Nebraska-Wesleyan
 -.889 FT percentage (8-9)
 -Four perfect games at the free throw line
 -Averaged 2.1 PPG on the season

Before Air Force:
 Attended the USAFA Prep School where she played basketball and won Most Athletic Female ... played ball for coach Jimmy Brown at Abingdon HS ... tied the Virginia state record for most three-pointers in a single game (12) ... VHSL All-Star ... VHSL first-team all-state ... 2017-18 Regional Player of the Year ... set Abingdon HS record with 40 points in a single game ... National Honor Society.

Personal: Cadet Squadron 40 ... major is undecided.

CAREER STATS


HESS, Grace

				Field Goals		3-Point		F-Throws		Rebounds									Scoring	
SEASON	TEAM	GP-GS	MIN/AVG	FG-FGA	FG%	3FG-FGA	3FG%	FT-FTA	FT%	OFF	DEF	TOT	AVG	PF-FO	AST	TO	BLK	STL	PTS	AVG
2019-20	USAFA	20-0	211/10.6	15-57	.263	4-26	.154	8-9	.889	5	13	18	0.9	9-0	10	20	4	5	42	2.1
TOTAL		20-0	211/10.6	15-57	.263	4-26	.154	8-9	.889	5	13	18	0.9	9-0	10	20	4	5	42	2.1

Single Game Highs

Statistic	Value
Points	7 vs Neb. Wesleyan 12/30/19
Rebounds	6 vs Neb. Wesleyan 12/30/19
Assists	4 vs Army West Point 11/13/19
Steals	3 vs Neb. Wesleyan 12/30/19
Blocks	2 vs Army West Point 11/13/19
FG Made	3 vs Army West Point 11/13/19, vs Neb. Wesleyan 12/30/19
FG Attempts	11 vs Neb. Wesleyan 12/30/19
3FG Made	2 vs UNLV 01/04/20
3FG Attempts	5 vs Neb. Wesleyan 12/30/19
FT Made	2 vs NJIT 11/08/19, vs San Diego 11/16/19, at Northern Colo. 11/19/19
FT Attempts	2 4 times

PLAYER PROFILES



Emily CONROE
#13, GUARD

5-10 | Senior
Fredericksburg, VA (FHSAA)

JUNIOR | 2019-20:

- Started in all 31 contests on the season
- Averaged 8.1 PPG, third highest average on the team
- 7.5 RPG, setting the standard on the team in RPG
- Seventh leading rebounder in the Mountain West, seventh in the league in offensive rebounds (5.06) and eighth in defensive rebounds (2.48)
- Set the standard on the team in double-double games with six on the season, tying for sixth-most in the league
- Set the standard on the team in 10-rebound games, tallying nine on the season, fifth-most in the MW
- Set a career-high mark with 14 single-game rebounds at San Jose State
- Dropped a season-high 22 points at Nevada
- 12 games in double-digit scoring
- Sixth in steals in the Mountain West (1.87)
- Six perfect games at the free throw line, shooting .739 from the line on the season
- Averaged 1.3 APG
- Mountain West All-Academic team
- Dean's list, Athletic Director's list, Superintendent's list, Commandant's list

SOPHOMORE | 2018-19:

- Played in all 30 games, making 21 starts
- 315 points on the season (10.5 ppg), second-most on the team
- 17 double-figure scoring games, highlighted by season-high 22 in the win against Colorado State
- Posted three double-doubles on the season
- Top 3FG % on the team (.327)
- Top FT% on the team (.773)
- Led the team with 187 rebounds (6.2 rpg), second leading rebounder of all Mountain West Conference sophomores, ranking 8th in the Academy's all-time single-season record book
- Set the standard on the team for most single-game rebounds (13) against San Diego State
- Led the team with 50 steals (1.7 spg), eighth most in a single-season in the Div. I era
- Second-most blocks on the team (24)
- Academic All-MWC
- Dean's List (Spring 2019)
- Dean's List, Athletic Director's List, Commandant's List, Superintendent's List (Fall 2018)

FRESHMAN | 2017-18:

- 2017-18 Mountain West All-Freshman Team
- Appeared in 31 games, making 27 starts
- Second on team and second among Mountain West freshmen in scoring, averaging 11.3 ppg.
- 350 points is second most ever by a freshman in Div. I era at AF
- Second on team with 41 three's.
- Led team with 81.0 free throw percentage.
- Career-high 23 points at Utah State.
- 21 points vs. Utah Valley.
- Air Force Div. I Era Top 10 in: (Scoring, PPG, FG's made, FG's attempted, three's made and attempted, free throws made, free throw percentage, rebounds, steals and blocks).
- 154 rebounds is second among freshmen at Div. I era.
- Dean's List, Athletic Director's List (Fall 2017)
- Dean's List (Spring 2018)

Before Air Force: Seton Home Study (Academic)/Fairfax Homeschool Sports Athletic Association (FHSAA)...lettered all four years in basketball and volleyball and one in soccer...scored 2,735 points and grabbed 1,821 rebounds (19.3 ppg, 12 rpg) for career...played for MaxPreps #1 ranked homeschool team in 2016-17...runner-up NACA Div. II and offensive MVP...played on two HSPN East Coast National Homeschool Tournament Champion team and earned MVP honors in 2014-15 and 2015-16...team captain as a junior and senior...played for Faith Baptist School (FBS) as a freshman, earning ODACS State Championship and earning MVP honors.

Personal: Cadet Squadron 15 ... daughter of Mark and Lynne Conroe...has a brother and sister...comes from a military family as father and aunt are Army West Point graduates and also has an uncle that is a Naval Academy graduate...father played soccer at Army and aunt, Natalie Conroe, was on swimming & diving, track and field and soccer teams at Army

#13 CONROE, Emily

Opponent	Date	GS	MIN	Total		3-Pointers		Free throws		Rebounds				PF	A	T/O	BLK	STL	PTS	AVG
				FG-FGA	PCT	3FG-3FGA	PCT	FT-FTA	PCT	OFF	DEF	TOT	AVG							
Denver	11/25/2020	*	15:46	1-5	.200	0-1	.000	0-0	.000	4	2	6	6.0	3	1	1	0	3	2	2.0
at Colorado	11/28/2020	*	20:56	1-7	.143	0-3	.000	0-0	.000	4	2	6	6.0	2	0	1	0	1	2	2.0
at Denver	12/20/2020		25:08	5-12	.417	1-3	.333	0-0	.000	2	2	4	5.3	3	1	2	0	3	11	5.0
Portland St.	12/28/2020	*	25:02	2-4	.500	0-0	.000	0-0	.000	0	4	4	5.0	2	1	2	0	2	4	4.8
at Utah St.	12/31/2020	*	33:00	5-12	.417	0-4	.000	3-6	.500	4	6	10	6.0	4	1	2	0	3	13	6.4
at Utah St.	01/02/2021	*	33:00	3-10	.300	1-4	.250	4-5	.800	7	6	13	7.2	3	0	2	1	3	11	7.2
Boise St.	01/06/2021	*	23:12	7-8	.875	0-1	.000	0-0	.000	1	2	3	6.6	1	2	0	1	4	14	8.1
Boise St.	01/08/2021	*	30:16	2-7	.286	1-4	.250	0-0	.000	3	4	7	6.6	3	1	2	1	4	5	7.8
at Wyoming	01/16/2021		29:03	2-4	.500	1-2	.500	0-0	.000	3	2	5	6.4	2	0	1	0	1	5	7.4
at Wyoming	01/18/2021	*	29:02	2-11	.182	0-4	.000	1-1	1.000	2	7	9	6.7	2	0	0	0	2	5	7.2
at San Diego St.	01/22/2021		29:34	3-4	.750	3-4	.750	2-2	1.000	2	6	8	6.8	3	4	1	0	3	11	7.5
at San Diego St.	01/24/2021	*	30:48	1-6	.167	0-3	.000	0-0	.000	3	7	10	7.1	1	0	3	1	1	2	7.1
Totals			9 324:47	34-90	.378	7-33	.212	10-14	.714	35	50	85	7.1	29	11	17	4	30	85	7.1

Player Averages

Games Played	Minutes/ game	Points/ game	FG Pct	3FG Pct	FT Pct	Rebounds/ game	Assists/ game	Turnovers/ game	Assist/Turnover ratio	Steals/ game	Blocks/ game
12	27.1	7.1	37.8	21.2	71.4	7.1	0.9	1.4	0.6	2.5	0.3

CAREER STATS

CONROE, Emily

SEASON	TEAM	GP-GS	MIN/AVG	Field Goals		3-Point		F-Throws		Rebounds				Scoring	
				FG-FGA	FG%	3FG-FGA	3FG%	FT-FTA	FT%	OFF	DEF	TOT	AVG	PF-FO	AST
2017-18	USAFA	31-27	852/27.5	129-332	.389	41-118	.347	51-63	.810	45	109	154	5.0	57-0	27
2018-19	USAFA	30-21	839/28.0	111-282	.394	35-107	.327	58-75	.773	48	139	187	6.2	59-0	23
2019-20	USAFA	31-31	924/29.8	88-237	.371	23-87	.264	51-69	.739	77	157	234	7.5	57-0	39
2020-21	USAFA	12-9	325/27.1	34-90	.378	7-33	.212	10-14	.714	35	50	85	7.1	29-0	11
TOTAL		104-88	2941/28.3	362-941	.385	106-345	.307	170-221	.769	205	455	660	6.3	202-0	100

Single Game Highs

Statistic	Value
Points	23 at Utah St. 02/24/18
Rebounds	14 at San Jose St. 02/15/20
Assists	4 at San Diego St. 01/22/21
Steals	6 at Utah St. 01/08/20
Blocks	3 at Nevada 03/04/19, at San Diego St. 01/12/19, at San Diego St. 02/08/20
FG Made	8 5 times
FG Attempts	18 vs New Mexico 12/28/17
3FG Made	5 at Utah St. 02/24/18
3FG Attempts	10 vs San Diego St. 02/03/18, vs San Jose St. 01/25/20
FT Made	8 at Nevada 12/07/19
FT Attempts	8 at Nevada 12/07/19

PLAYER PROFILES

**Taylor BRITT****#15, GUARD**

5-7 | Freshman

Columbia, SC (Spring Valley)

USAFA Prep


USAFA Prep: Played for the women's basketball team at the Prep School.

HIGH SCHOOL: Four-time varsity athlete at Spring Valley HS ... first-team Region III 4A 2017-18 ... represented South Carolina in state Junior All-Star Game and won MVP of game ... also played soccer in high school.

PERSONAL: Cadet Squadron 1 ... parents are Lamont and Maxine Britt ... has two older sisters, Paige and Morgan, and a younger brother, Lamont ... major is undecided.

CAREER STATS

PLAYER PROFILES



Shadiya THOMAS
#20, GUARD

5-8 | Freshman
Cypress, TX (Cypress Ranch)

HIGH SCHOOL: Played ball at Cypress Ranch HS for coach Cari Daniel ... McDonald's Invitational All-Tournament Team ... Katy All-Tournament team ... Katy Tournament Champions ... TABC State All-Star Team - alt. ... Phillips 66 All-Tournament Team... first-team All-District ... second-team all-district ... National Honors Society ... Math Honors Society ... played club basketball for Cy- Fair EYBL (2019), San Antonio Finest (2019) and Houston Skyrise (2015-2018).

PERSONAL: Cadet Squadron 17 ... parents are Fred Wilson and Christa Gallop-Wilson ... has seven siblings, four brothers, Nashon, Chase, Arik and David, and three sisters, Brianna, Gabby and Maya ... plans to major in aeronautical engineering or management and possibly minor in French or Arabic.

#20 THOMAS, Shadiya

Opponent	Date	GS	MIN	Total		3-Pointers		Free throws		Rebounds				PF		A	T/O	BLK	STL	PTS	AVG
				FG-FGA	PCT	3FG-3FGA	PCT	FT-FTA	PCT	OFF	DEF	TOT	AVG								
Denver	11/25/2020		06:37	0-1	.000	0-0	.000	0-0	.000	0	1	1	1.0	1	1	0	0	0	0	0	0.0
at Colorado	11/28/2020		01:33	0-0	.000	0-0	.000	0-0	.000	0	0	0	0.5	0	0	1	0	0	0	0	0.0
Portland St.	12/28/2020		04:30	0-1	.000	0-0	.000	0-0	.000	0	1	1	0.7	1	0	1	0	0	0	0	0.0
at Utah St.	01/02/2021		01:00	0-0	.000	0-0	.000	0-0	.000	0	0	0	0.5	0	0	0	0	0	0	0	0.0
Boise St.	01/06/2021		02:13	0-1	.000	0-0	.000	1-2	.500	0	0	0	0.4	0	0	0	0	0	0	1	0.2
Totals		0	15:53	0-3	.000	0-0	.000	1-2	.500	0	2	2	0.4	2	1	2	0	0	0	1	0.2

Player Averages

Games Played	Minutes/ game	Points/ game	FG Pct	3FG Pct	FT Pct	Rebounds/ game	Assists/ game	Turnovers/ game	Assist/Turnover ratio	Steals/ game	Blocks/ game
5	3.2	0.2	0.0	0.0	50.0	0.4	0.2	0.4	0.5	0.0	0.0

CAREER STATS


THOMAS, Shadiya

				Field Goals		3-Point		F-Throws		Rebounds				Scoring	
SEASON	TEAM	GP-GS	MIN/AVG	FG-FGA	FG%	3FG-FGA	3FG%	FT-FTA	FT%	OFF	DEF	TOT	AVG	PF-FO	AST TO
2020-21	USAFA	5-0	16/3.2	0-3	.000	0-0	.000	1-2	.500	0	2	2	0.4	2-0	1 2
TOTAL		5-0	16/3.2	0-3	.000	0-0	.000	1-2	.500	0	2	2	0.4	2-0	1 2

Single Game Highs

Statistic	Value
Points	1 vs Boise St. 01/06/21
Rebounds	1 vs Denver 11/25/20, vs Portland St. 12/28/20
Assists	1 vs Denver 11/25/20
FG Attempts	1 vs Boise St. 01/06/21, vs Denver 11/25/20, vs Portland St. 12/28/20
FT Made	1 vs Boise St. 01/06/21
FT Attempts	2 vs Boise St. 01/06/21

PLAYER PROFILES



Allyah MARLETT
#22, GUARD

5-9 | Sophomore
 Aurora, CO
 Grandview

FRESHMAN | 2019-20:

- Played in all 31 games, making seven starts
- Led all Air Force freshmen in scoring, averaging 4.5 PPG
- Scored a career-high 15 points at Utah State
- Registered first career double-double against Nebraska-Wesleyan (11 points, 12 rebounds)
- Recorded three double-figure scoring performances
- Six perfect games from the free-throw line, .667 FT percentage
- Averaged 4.5 RPG, most by any freshman
- Athletic Director's list

Before Air Force: Played for coach Josh Ulitzky at Grandview HS ... four-year letter winner in basketball, three-year letter winner in Track and field ... two-time basketball state champion ... three state appearances in hoops ... state qualifier for shotput and discus, 8th in state for shotput ... four-years on the Honor Roll ... three-time academic letter winner ... National Honor Society ... Sisterhood Club president.

Personal: Cadet Squadron 28 ... parents are Kelly and Alicia Marlett ... plans to major in behavioral sciences ... aspires to become a pediatric psychiatrist ... loves art, movies and video games.

#22 MARLETT, Allyah

Opponent	Date	GS	MIN	Total		3-Pointers		Free throws		Rebounds				PF	A	T/O	BLK	STL	PTS	AVG
				FG-FGA	PCT	3FG-3FGA	PCT	FT-FTA	PCT	OFF	DEF	TOT	AVG							
Denver	11/25/2020		08:57	1-3	.333	0-1	.000	0-0	.000	0	1	1	1.0	1	1	1	0	1	2	2.0
at Colorado	11/28/2020		09:37	1-2	.500	0-0	.000	0-1	.000	1	0	1	1.0	3	0	3	0	0	2	2.0
Totals		0	18:34	2-5	.400	0-1	.000	0-1	.000	1	1	2	1.0	4	1	4	0	1	4	2.0

Player Averages

Games Played	Minutes/ game	Points/ game	FG Pct	3FG Pct	FT Pct	Rebounds/ game	Assists/ game	Turnovers/ game	Assist/Turnover ratio	Steals/ game	Blocks/ game
2	9.3	2.0	40.0	0.0	0.0	1.0	0.5	2.0	0.3	0.5	0.0

CAREER STATS


MARLETT, Allyah

SEASON	TEAM	GP-GS	MIN/AVG	Field Goals		3-Point		F-Throws		Rebounds				Scoring						
				FG-FGA	FG%	3FG-FGA	3FG%	FT-FTA	FT%	OFF	DEF	TOT	AVG	PF-FO	AST	TO	BLK	STL	PTS	AVG
2019-20	USAFA	31-7	551/17.8	54-148	.365	12-52	.231	18-27	.667	57	83	140	4.5	33-0	8	40	4	19	138	4.5
2020-21	USAFA	2-0	19/9.3	2-5	.400	0-1	.000	0-1	.000	1	1	2	1.0	4-0	1	4	0	1	4	2.0
TOTAL		33-7	569/17.2	56-153	.366	12-53	.226	18-28	.643	58	84	142	4.3	37-0	9	44	4	20	142	4.3

Single Game Highs

Statistic	Value	
Points	15	vs Utah St. 01/22/20
Rebounds	12	vs Neb. Wesleyan 12/30/19
Assists	2	vs San Jose St. 01/25/20
Steals	4	at Tennessee 12/01/19
Blocks	1	4 times
FG Made	6	vs Utah St. 01/22/20
FG Attempts	12	vs Neb. Wesleyan 12/30/19
3FG Made	2	vs Fresno St. 02/19/20, vs Utah St. 01/22/20
3FG Attempts	4	at Navy 11/27/19
FT Made	4	vs Boise St. 03/02/20
FT Attempts	4	vs Boise St. 03/02/20

PLAYER PROFILES



Riley SNYDER

#23, Forward

6-0 | Junior
Fruita, CO
Fruita Monument

NOTABLE:
-2018-19 Mountain West All-Freshman team

SOPHOMORE | 2019-20:
-Played in all 31 games making 27 starts
-Second-best scoring average on the team (14.2), ninth best in the MV, fourth-best in the AF Div. I era
-441 points on the season is third most in Div. I era
-Scored a career-best 34 points in Air Force's first win at New Mexico, marking the highest scoring performance by any MW player on the season
-Two 30-point games on the season
-Seven 20-point games on the season
-23 double-digit scoring performances on the season
-163 FG made ties for second most in the AF Div. I era
-35th leading scoring in Air Force program history (730), 17th in the Div. I era
-Led the team with a .373 3FG percentage and in 3FGs made (44)
-Career-high and team-best six three-balls at New Mexico
-.826 FT percentage, going perfect from the free throw line in 15 games
-3.6 RPG, notching a career-high eight rebounds in two games this season
-Mountain West Player of the Week
-Athletic Director's list

FRESHMAN | 2018-19:
-Mountain West All-Freshman team
-Played in 29 games, making 26 starts
-Third leading scorer on the team and fourth leading scorer among Mountain West freshmen, averaging 10.0ppg
-289 points is 7th most by any freshman in the Academy's Div. I era
-Second on team with 34 3FG made
-Second best FT% on the team (.742), shot perfect FT in four games (min. 3 attempted), third highest FT% by any freshman in the MWC
-Career-high 22 points vs Nevada
-Set the bar on the team for the most 3-point FG made in a single game (4, twice)
-Two 20+ point performances and 14 double-figure scoring marks on the season, for the most double-figure games by any Air Force freshman
-Air Force Div. I Era Top 10 Freshman in: Scoring (289), PPG (10.0), FG's made (103), FG's attempted (303), 3FGs made (34), 3FGs attempted (106), 3FG % (.321), FTs made (49), FT% (.742), rebounds (126), and blocks (11).

Before Air Force: Four letters in basketball in volleyball at Fruita Monument HS ... played for coach Michael Wells ... over 1,500 career points ... second-team all-state in basketball and volleyball as a senior ... four-time first-team All-Conference SWL in basketball and volleyball ... Colorado Coaches Selection All-State as a senior ... played in "The Show" All-Star Game as a junior and senior ... four-time academic all-state in both basketball and volleyball ... Superintendent Scholar (4.0+ all four years) ... Academic Award Letter ... four-time first-team all-conference in basketball and volleyball ... over 1,000 career kills in volleyball.

Personal: Cadet Squadron 36 ... mother is Lori Snyder ... has an older brother plans to major in legal studies ... mother was a collegiate athlete at Oklahoma State ... hobbies include spending time with friends and family, hiking, camping and listening to music.

#23 SNYDER, Riley

Opponent	Date	GS	MIN	Total		3-Pointers		Free throws		Rebounds				PF	A	T/O	BLK	STL	PTS	AVG
				FG-FGA	PCT	3FG-3FGA	PCT	FT-FTA	PCT	OFF	DEF	TOT	AVG							
Denver	11/25/2020	*	25:06	1-8	.125	0-3	.000	1-2	.500	0	2	2	2.0	4	2	2	0	1	3	3.0
at Colorado	11/28/2020	*	31:36	3-11	.273	2-6	.333	6-6	1.000	0	1	1	1.5	3	0	1	1	1	14	8.5
Western Colo.	12/16/2020	*	38:50	8-23	.348	3-6	.500	5-6	.833	4	5	9	4.0	3	0	4	1	2	24	13.7
at Denver	12/20/2020	*	38:39	12-24	.500	1-6	.167	3-3	1.000	2	3	5	4.3	2	2	3	0	3	28	17.3
Portland St.	12/28/2020	*	26:17	11-16	.688	5-7	.714	0-0	.000	2	3	5	4.4	2	1	3	0	3	27	19.2
at Utah St.	12/31/2020	*	36:00	10-23	.435	4-9	.444	1-2	.500	0	2	2	4.0	3	3	4	1	0	25	20.2
at Utah St.	01/02/2021	*	37:00	5-18	.278	3-10	.300	5-7	.714	2	2	4	4.0	4	1	3	0	0	18	19.9
Boise St.	01/06/2021	*	28:46	4-15	.267	2-5	.400	3-4	.750	1	1	2	3.8	0	2	1	0	1	13	19.0
Boise St.	01/08/2021	*	29:53	3-15	.200	0-4	.000	0-0	.000	2	3	5	3.9	2	2	4	0	3	6	17.6
at Wyoming	01/16/2021	*	31:20	3-7	.429	0-0	.000	0-0	.000	2	1	3	3.8	1	1	3	0	1	6	16.4
at Wyoming	01/18/2021	*	32:31	5-15	.333	1-3	.333	2-2	1.000	0	0	0	3.5	2	1	1	0	1	13	16.1
at San Diego St.	01/22/2021	*	34:24	3-13	.231	1-10	.100	2-2	1.000	0	4	4	3.5	2	0	3	1	0	9	15.5
at San Diego St.	01/24/2021	*	38:07	5-11	.455	1-4	.250	4-4	1.000	1	5	6	3.7	2	3	2	1	2	15	15.5
Totals		13	428:29	73-199	.367	23-73	.315	32-38	.842	16	32	48	3.7	30	18	34	5	18	201	15.5

Player Averages

Games Played	Minutes/game	Points/game	FG Pct	3FG Pct	FT Pct	Rebounds/game	Assists/game	Turnovers/game	Assist/Turnover ratio	Steals/game	Blocks/game
13	33.0	15.5	36.7	31.5	84.2	3.7	1.4	2.6	0.5	1.4	0.4

CAREER STATS

SNYDER, Riley

				Field Goals		3-Point		F-Throws		Rebounds												Scoring	
SEASON	TEAM	GP-GS	MIN/AVG	FG-FGA	FG%	3FG-3FGA	3FG%	FT-FTA	FT%	OFF	DEF	TOT	AVG	PF-FO	AST	TO	BLK	STL	PTS	AVG			
2018-19	USAFA	29-26	777/26.8	103-303	.340	34-106	.321	49-66	.742	43	83	126	4.3	52-1	27	64	11	25	289	10.0			
2019-20	USAFA	31-27	910/29.4	163-434	.376	44-118	.373	71-86	.826	35	77	112	3.6	58-0	37	75	10	29	441	14.2			
2020-21	USAFA	13-13	428/33.0	73-199	.367	23-73	.315	32-38	.842	16	32	48	3.7	30-0	18	34	5	18	201	15.5			
TOTAL		73-66	2116/29.0	339-936	.362	101-297	.340	152-190	.800	94	192	286	3.9	140-1	82	173	26	72	931	12.8			

Single Game Highs

Statistic	Value	
Points	34	at New Mexico 02/24/20
Rebounds	9	vs Western Colo. 12/16/20
Assists	4	at New Mexico 02/24/20
Steals	3	7 times
Blocks	2	vs San Diego St. 03/10/19, vs San Diego 11/16/19
FG Made	12	at New Mexico 02/24/20, at Denver 12/20/20
FG Attempts	26	vs Army West Point 11/13/19
3FG Made	6	at New Mexico 02/24/20
3FG Attempts	10	vs Colorado St. 01/09/19, at San Diego St. 01/22/21, at Utah St. 01/02/21
FT Made	7	vs Utah St. 01/05/19
FT Attempts	10	at San Jose St. 02/23/19

PLAYER PROFILES



Dasha MACMILLAN
#30, FORWARD

6-0 | Freshman
Colleyville, TX (Grapevine)

HIGH SCHOOL: Four-time varsity athlete ... most points scored in school history ... played for coach Greg Gray at Grapevine HS ... first-team all-district ... all-region ... all-state ... team MVP and district MVP ... Higher Goals Basketball Club for eight years ... club team captain ... all-league ... National Honors Society.

PERSONAL: Cadet Squadron 3 ... parents are Doug and Tanya MacMillan ... plans to major in biology and minor in Russian ... hobbies are painting, hiking, biking and travelling.

#30 MACMILLAN, Dasha

Opponent	Date	GS	MIN	Total		3-Pointers		Free throws		Rebounds				PF	A	T/O	BLK	STL	PTS	AVG
				FG-FGA	PCT	3FG-3FGA	PCT	FT-FTA	PCT	OFF	DEF	TOT	AVG							
Denver	11/25/2020		20:37	1-7	.143	1-5	.200	0-0	.000	1	2	3	3.0	1	1	0	0	0	3	3.0
at Colorado	11/28/2020		06:16	0-0	.000	0-0	.000	0-0	.000	1	0	1	2.0	0	0	0	0	0	0	1.5
Portland St.	12/28/2020		14:58	2-3	.667	0-1	.000	0-0	.000	0	3	3	2.3	2	2	1	0	0	4	2.3
at Utah St.	12/31/2020		04:00	2-3	.667	0-1	.000	0-0	.000	1	0	1	2.0	0	0	1	0	0	4	2.8
at Utah St.	01/02/2021		06:00	1-4	.250	1-3	.333	0-0	.000	1	2	3	2.2	0	0	0	0	0	3	2.8
Boise St.	01/06/2021		05:57	0-1	.000	0-1	.000	0-0	.000	0	0	0	1.8	0	0	1	0	0	0	2.3
Boise St.	01/08/2021		06:47	0-0	.000	0-0	.000	0-0	.000	0	0	0	1.6	0	0	0	0	1	0	2.0
Totals		0	64:35	6-18	.333	2-11	.182	0-0	.000	4	7	11	1.6	3	3	3	0	1	14	2.0

Player Averages

Games Played	Minutes/ game	Points/ game	FG Pct	3FG Pct	FT Pct	Rebounds/ game	Assists/ game	Turnovers/ game	Assist/Turnover ratio	Steals/ game	Blocks/ game
7	9.2	2.0	33.3	18.2	0.0	1.6	0.4	0.4	1.0	0.1	0.0

CAREER STATS

MACMILLAN, Dasha

				Field Goals		3-Point		F-Throws		Rebounds									Scoring	
SEASON	TEAM	GP-GS	MIN/AVG	FG-FGA	FG%	3FG-FGA	3FG%	FT-FTA	FT%	OFF	DEF	TOT	AVG	PF-FO	AST	TO	BLK	STL	PTS	AVG
2020-21	USAFA	7-0	65/9.2	6-18	.333	2-11	.182	0-0	.000	4	7	11	1.6	3-0	3	3	0	1	14	2.0
TOTAL		7-0	65/9.2	6-18	.333	2-11	.182	0-0	.000	4	7	11	1.6	3-0	3	3	0	1	14	2.0

Single Game Highs

Statistic	Value
Points	4 at Utah St. 12/31/20, vs Portland St. 12/28/20
Rebounds	3 vs Denver 11/25/20, at Utah St. 01/02/21, vs Portland St. 12/28/20
Assists	2 vs Portland St. 12/28/20
Steals	1 vs Boise St. 01/08/21
FG Made	2 at Utah St. 12/31/20, vs Portland St. 12/28/20
FG Attempts	7 vs Denver 11/25/20
3FG Made	1 vs Denver 11/25/20, at Utah St. 01/02/21
3FG Attempts	5 vs Denver 11/25/20

PLAYER PROFILES



Kaelin IMMEL

#32 GUARD

5-9 | Senior

Beaverton, OR (Southridge)

NOTABLE:
- 2019-20 Mountain West All-Conference
- 473 points in 2019-20 is Air Force Div. I season record
- 177 field goals made in 2019-20 is Air Force Div. I season record
- 474 field goal attempts in 2017-18 is Air Force all-time season record
- 1321 points at the beginning of senior season 2020-2021 is the sixth in all-time program points
- 1321 points at the beginning of senior season 2020-2021 is the second in Air Force Div. I era
- 2017-18 Mountain West Freshman of the Year
- 2017-18 Mountain West All-Freshman Team
- 464 points in 2017-18 is Air Force Div. I season record
- School-record 16.0 PPG in MW games
JUNIOR 2019-20:
- Mountain West All-Conference
- 473 points in 2019-20 is Air Force Div. I season record
- 177 field goals made in 2019-20 is Air Force Div. I season record
- Started in all 31 contests, logging the most minutes on the floor by any Falcon (995)
- Led Air Force in scoring (15.3 PPG), seventh in the MW
- Led Air Force in shooting percentage (.401; min. 200 attempts), 10th in the MW
- Led Air Force in FG attempts (441), FG made (177), 3FG attempts (121)
- Led Air Force in blocks (19)
- Recorded six 20-point games and 26 double-digit scoring games
- Dropped at season-high 28 points at Boise State
- Notched a double-double in Air Force's first-ever win at New Mexico
- Four perfect games at the free throw line, shooting .653 on the season
- 2.5 APG, 4.4 RPG, 1.7 SPG (11th in MW)
- Mountain West Scholar Athlete
- Mountain West All-Academic
- Dean's list, Athletic Director's list
SOPHOMORE | 2018-19:
- Played in 29 games, making 27 starts while averaging the most minutes on the court (30.7) on the season
- Leading Air Force scorer (13.2 PPG, 384 points), for second-straight season
- Third leading scorer in the MWC (13.2 ppg), second-straight season as a leading MW scorer
- Career high 30-point game vs SJSU, most by any player on Air Force
- Four 20+ scoring games, 20 double-figure scoring games on the season
- Scored double figures in all but three MWC games
- 384 points is sixth most by any Div. I Air Force player, still holds school record with 464 points in 2017-18
- 144 FG made in 2018-19 is fourth most in Academy Div. I era, still holds the school record with 163 in 2017-18
- 404 FG attempts is second most in Div. I era, second only to the record she set the season prior (474)
- 14.1 career scoring average is the best in Academy Div. I history
- 12th all-time leading scorer in Academy Div. I era, 26th most all-time points in all-time Academy history with two seasons of eligibility remaining
FRESHMAN | 2017-18:
- 2017-18 Mountain West Freshman of the Year.
- 2017-18 Mountain West All-Freshman Team
- Led team and Mountain West freshmen in scoring at 15.0 ppg
- Air Force Div. I season record and Air Force freshman scoring record 464 points.
- 288 points and 16.0 ppg in MW play are both school records.
- Started all 31 games.
- 6th in MW in scoring.
- 53 three's led team and ranked 6th in MW.
- Led team in scoring in 18 games, including eight in a row at one point.
- Six 20 point games.
- 21 points vs. FIU and New Mexico.
- 24 points vs. Fresno State.
- 25 points and six three's at UNLV.
- 26 points and five three's vs. San José State.
- Air Force Div. I records set:
Pts 464
FG's made 163, FG's attempted 474
Air Force fresh records:
Pts 464, PPG 15.0, FG's attempted, Three's attempted 202
Air Force Div. I fresh records:
FG's made 163
Academic All-MWC
Dean's list every semester
BEFORE AIR FORCE:
HIGH SCHOOL: Lettered four years in basketball and two in soccer...as a senior, led Southridge to 6A State Championship, earning second-team all-state, second-team all-state tournament (6A) and first-team all-league...first-team all-league (6A) as a junior and second team all-league as a sophomore...first-team all-league (3A) as a freshman...high school basketball coach was Michael Bergmann played club ball for the NW Stars, coached by Angie Sun and Michael Meek.
PERSONAL: Cadet Squadron 10 daughter of Dave and Shauna (deceased) Immel...has two brothers...father played basketball at UCLA...intends to major in management with a minor in Spanish

#32 IMMEL, Kaelin

Opponent	Date	GS	MIN	Total		3-Pointers		Free throws		Rebounds				PF	A	T/O	BLK	STL	PTS	AVG
				FG-FGA	PCT	3FG-3FGA	PCT	FT-FTA	PCT	OFF	DEF	TOT	AVG							
Denver	11/25/2020	*	31:26	3-11	.273	0-5	.000	0-1	.000	1	3	4	4.0	1	0	1	0	1	6	6.0
at Colorado	11/28/2020	*	26:58	5-18	.278	2-8	.250	4-4	1.000	3	2	5	4.5	4	4	3	0	1	16	11.0
Boise St.	01/06/2021		18:04	0-3	.000	0-0	.000	6-6	1.000	0	3	3	4.0	1	0	3	0	1	6	9.3
Boise St.	01/08/2021		28:35	3-11	.273	1-5	.200	3-4	.750	0	2	2	3.5	0	0	2	1	2	10	9.5
at Wyoming	01/16/2021		21:15	2-9	.222	1-2	.500	0-0	.000	0	2	2	3.2	1	0	0	0	0	5	8.6
at Wyoming	01/18/2021		21:21	3-5	.600	2-3	.667	0-0	.000	0	2	2	3.0	0	1	7	1	2	8	8.5
at San Diego St.	01/22/2021	*	30:05	6-13	.462	3-8	.375	0-0	.000	0	4	4	3.1	3	2	3	0	3	15	9.4
at San Diego St.	01/24/2021	*	21:42	2-7	.286	0-3	.000	0-0	.000	1	0	1	2.9	0	1	3	0	2	4	8.8
Totals		4	199:26	24-77	.312	9-34	.265	13-15	.867	5	18	23	2.9	10	8	22	2	12	70	8.8

Player Averages

Games Played	Minutes/ game	Points/ game	FG Pct	3FG Pct	FT Pct	Rebounds/ game	Assists/ game	Turnovers/ game	Assist/Turnover ratio	Steals/ game	Blocks/ game
8	24.9	8.8	31.2	26.5	86.7	2.9	1.0	2.8	0.4	1.5	0.3

CAREER STATS

IMMEL, Kaelin

				Field Goals		3-Point		F-Throws		Rebounds				Scoring						
SEASON	TEAM	GP-GS	MIN/AVG	FG-FGA	FG%	3FG-FGA	3FG%	FT-FTA	FT%	OFF	DEF	TOT	AVG	PF-FO	AST	TO	BLK	STL	PTS	AVG
2017-18	USAFA	31-31	997/32.2	163-474	.344	53-202	.262	85-110	.773	25	73	98	3.2	42-0	64	95	5	42	464	15.0
2018-19	USAFA	29-27	893/30.8	144-404	.356	30-95	.316	66-100	.660	33	74	107	3.7	52-1	40	74	5	26	384	13.2
2019-20	USAFA	31-31	995/32.1	177-441	.401	38-121	.314	81-124	.653	47	88	135	4.4	56-1	78	95	19	52	473	15.3
2020-21	USAFA	8-4	199/24.9	24-77	.312	9-34	.265	13-15	.867	5	18	23	2.9	10-0	8	22	2	12	70	8.8
TOTAL		99-93	3084/31.1	508-1396	.364	130-452	.288	245-349	.702	110	253	363	3.7	160-2	190	286	31	132	1391	14.1

Single Game Highs

Statistic	Value	
Points	30	vs San Jose St. 01/26/19
Rebounds	10	at New Mexico 02/24/20
Assists	6	vs Nevada 01/19/19, vs Nevada 02/05/20
Steals	5	vs San Diego St. 02/03/18, at Cal St. Fullerton 12/21/19
Blocks	4	at New Mexico 02/24/20
FG Made	11	vs San Jose St. 01/26/19
FG Attempts	24	vs Fresno St. 02/20/19
3FG Made	6	at UNLV 01/10/18
3FG Attempts	11	vs San Jose St. 01/13/18
FT Made	10	vs Boise St. 03/06/18
FT Attempts	12	at San Jose St. 03/02/18

PLAYER PROFILES



Nikki MCDONALD
#33, Forward

5-11 | Sophomore
 Chicago, IL
 St. Ignatius College Prep

FRESHMAN | 2019-20:

- Appeared in all 31 games on the season, making starts in the last 12 contests of the season
- Scored a career-best nine points in two games
- Averaged 2.5 PPG, 2.9 RPG
- Snagged a career-high seven rebounds at Boise State
- Mountain West All-Academic team
- Dean's list

Before Air Force: Played for coach Cara Doyle at Saint Ignatius College Prep ... four varsity letters in basketball ... three varsity letters in volleyball ... IHSA all-state as a senior ... IHSA Sectionals Three Point Shooting Contest ... academic all-state in basketball and volleyball .. Honor Roll.

Personal: Cadet Squadron 17 ... parents are Charlie and Donna McDonald, has two younger siblings ... major is undecided.

#33 MCDONALD, Nikki

Opponent	Date	GS	MIN	Total		3-Pointers		Free throws		Rebounds				PF	A	T/O	BLK	STL	PTS	AVG
				FG-FGA	PCT	3FG-3FGA	PCT	FT-FTA	PCT	OFF	DEF	TOT	AVG							
Denver	11/25/2020	*	27:47	2-4	.500	0-1	.000	0-0	.000	2	5	7	7.0	2	0	2	0	2	4	4.0
at Colorado	11/28/2020	*	25:32	0-3	.000	0-0	.000	0-0	.000	1	1	2	4.5	0	0	2	0	3	0	2.0
Portland St.	12/28/2020	*	16:08	4-6	.667	0-1	.000	2-3	.667	2	1	3	4.0	4	1	0	0	0	10	4.7
at Utah St.	12/31/2020		17:00	0-3	.000	0-1	.000	0-0	.000	1	1	2	3.5	2	0	0	0	0	0	3.5
at Utah St.	01/02/2021		19:00	0-5	.000	0-3	.000	1-2	.500	2	4	6	4.0	0	1	1	0	0	1	3.0
Boise St.	01/06/2021		21:04	4-6	.667	2-3	.667	0-0	.000	1	2	3	3.8	0	0	0	0	3	10	4.2
Boise St.	01/08/2021		19:43	0-1	.000	0-0	.000	0-0	.000	2	2	4	3.9	0	1	0	0	0	0	3.6
at Wyoming	01/16/2021	*	25:17	3-10	.300	1-5	.200	0-0	.000	0	6	6	4.1	2	0	0	0	0	7	4.0
at Wyoming	01/18/2021		23:23	3-5	.600	3-4	.750	0-0	.000	1	2	3	4.0	2	1	0	0	1	9	4.6
at San Diego St.	01/22/2021	*	31:43	1-6	.167	0-3	.000	1-2	.500	5	1	6	4.2	0	5	0	0	1	3	4.4
at San Diego St.	01/24/2021		23:43	2-7	.286	2-3	.667	0-0	.000	1	2	3	4.1	1	1	0	0	1	6	4.5
Totals		5	250:20	19-56	.339	8-24	.333	4-7	.571	18	27	45	4.1	13	10	5	0	11	50	4.5

Player Averages

Games Played	Minutes/game	Points/game	FG Pct	3FG Pct	FT Pct	Rebounds/game	Assists/game	Turnovers/game	Assist/Turnover ratio	Steals/game	Blocks/game
11	22.8	4.5	33.9	33.3	57.1	4.1	0.9	0.5	2.0	1.0	0.0

CAREER STATS

MCDONALD, Nikki

				Field Goals		3-Point		F-Throws		Rebounds										Scoring	
SEASON	TEAM	GP-GS	MIN/AVG	FG-FGA	FG%	3FG-FGA	3FG%	FT-FTA	FT%	OFF	DEF	TOT	AVG	PF-FO	AST	TO	BLK	STL	PTS	AVG	
2019-20	USAFA	31-12	627/20.2	27-83	.325	14-51	.275	11-14	.786	42	49	91	2.9	65-1	13	15	3	20	79	2.5	
2020-21	USAFA	11-5	250/22.8	19-56	.339	8-24	.333	4-7	.571	18	27	45	4.1	13-0	10	5	0	11	50	4.5	
TOTAL		42-17	877/20.9	46-139	.331	22-75	.293	15-21	.714	60	76	136	3.2	78-1	23	20	3	31	129	3.1	

Single Game Highs

Statistic	Value	
Points	10	vs Boise St. 01/06/21, vs Portland St. 12/28/20
Rebounds	7	at Boise St. 01/15/20, vs Denver 11/25/20
Assists	5	at San Diego St. 01/22/21
Steals	4	at New Mexico 02/24/20
Blocks	2	at Long Beach St. 12/18/19
FG Made	4	vs Boise St. 01/06/21, vs Portland St. 12/28/20
FG Attempts	10	at Wyoming 01/16/21
3FG Made	3	at Wyoming 01/18/21
3FG Attempts	5	at Wyoming 01/16/21
FT Made	4	vs Portland 11/23/19
FT Attempts	4	vs Portland 11/23/19, at Long Beach St. 12/18/19

PLAYER PROFILES



Tatyana SILER
#34, GUARD

5-10 | Freshman
Troy, AL (Charles Henderson)

USAFA Prep: Played basketball at the USAF Prep School

PERSONAL: Cadet Squadron 20 ... parents are Timothy and Patricia Downing ... has an older sister, Shaniqua ... major is management ... graduated from Charles Henderson HS ... 5A Alabama State Champions ... four-time All-Tournament team ... also competed on the track team, throwing disc ... National Honors Society ... graduated top-10% of the class ... played for the Alabama Southern Starz club team for five years.

#34 SILER, Tatyana

Opponent	Date	GS	MIN	Total		3-Pointers		Free throws		Rebounds							
				FG-FGA	PCT	3FG-3FGA	PCT	FT-FTA	PCT	OFF	DEF	TOT	AVG	PF	A	T/O	BLK
Denver	11/25/2020		03:37	0-1	.000	0-0	.000	0-0	.000	0	1	1	1.0	1	0	0	0
Totals		0	03:37	0-1	.000	0-0	.000	0-0	.000	0	1	1	1.0	1	0	0	0

Player Averages

Games Played	Minutes/game	Points/game	FG Pct	3FG Pct	FT Pct	Rebounds/game	Assists/game	Turnovers/game	Assist/Turnover ratio	Steals/game	Blocks/game
1	3.6	0.0	0.0	0.0	0.0	1.0	0.0	0.0	0.0	0.0	0.0

CAREER STATS

SILER, Tatyana

				Field Goals		3-Point		F-Throws		Rebounds				Scoring			
SEASON	TEAM	GP-GS	MIN/AVG	FG-FGA	FG%	3FG-FGA	3FG%	FT-FTA	FT%	OFF	DEF	TOT	AVG	PF-FO	AST	T/O	BLK
2020-21	USAFA	1-0	4/3.6	0-1	.000	0-0	.000	0-0	.000	0	1	1	1.0	1-0	0	0	0
TOTAL		1-0	4/3.6	0-1	.000	0-0	.000	0-0	.000	0	1	1	1.0	1-0	0	0	0

Single Game Highs

Statistic	Value
Rebounds	1 vs Denver 11/25/20
FG Attempts	1 vs Denver 11/25/20

PLAYER PROFILES

**Kam JONES****#50, GUARD**5-11 | Freshman
Portland, OR (Westview)

USAFA Prep: Made the women's basketball team at the Prep School but did not play due to injury.

HIGH SCHOOL: Second-team All-State ... first-team all-league ... averaged a double-double with 17.6 points a game, 14.8 rebounds, 2.2 blocks ... first in state for rebounds ... second in state for blocks ... fifth in state for scoring ... team Captain last three years of high school ... Grit Award (sophomore) ... MVP Award (junior) ... Honor Roll all four years.

PERSONAL: Cadet Squadron 16 ... parents are Christopher and Robyn Jones ... has a younger brother and sister, Aaron and Gabby Jones ... plans to major in behavioral science with a minor in philosophy.

#50 JONES, Kam

Opponent	Date	GS	MIN	Total		3-Pointers		Free throws		Rebounds				PF	A	T/O	BLK	STL	PTS	AVG
				FG-FGA	PCT	3FG-3FGA	PCT	FT-FTA	PCT	OFF	DEF	TOT	AVG							
Portland St.	12/28/2020		04:30	2-2	1.000	0-0	.000	1-2	.500	0	2	2	2.0	1	1	0	0	0	5	5.0
Boise St.	01/06/2021		02:13	0-0	.000	0-0	.000	0-0	.000	0	2	2	2.0	1	0	0	0	0	0	2.5
Totals		0	06:43	2-2	1.000	0-0	.000	1-2	.500	0	4	4	2.0	2	1	0	0	0	5	2.5

Player Averages

Games Played	Minutes/game	Points/game	FG Pct	3FG Pct	FT Pct	Rebounds/game	Assists/game	Turnovers/game	Assist/Turnover ratio	Steals/game	Blocks/game
2	3.4	2.5	100.0	0.0	50.0	2.0	0.5	0.0	1.0	0.0	0.0

CAREER STATS


JONES, Kam

				Field Goals		3-Point		F-Throws		Rebounds				Scoring						
SEASON	TEAM	GP-GS	MIN/AVG	FG-FGA	FG%	3FG-FGA	3FG%	FT-FTA	FT%	OFF	DEF	TOT	AVG	PF-FO	AST	TO	BLK	STL	PTS	AVG
2020-21	USAFA	2-0	7/3.4	2-2	1.000	0-0	.000	1-2	.500	0	4	4	2.0	2-0	1	0	0	0	5	2.5
TOTAL		2-0	7/3.4	2-2	1.000	0-0	.000	1-2	.500	0	4	4	2.0	2-0	1	0	0	0	5	2.5

Single Game Highs

Statistic	Value
Points	5 vs Portland St. 12/28/20
Rebounds	2 vs Boise St. 01/06/21, vs Portland St. 12/28/20
Assists	1 vs Portland St. 12/28/20
FG Made	2 vs Portland St. 12/28/20
FG Attempts	2 vs Portland St. 12/28/20
FT Made	1 vs Portland St. 12/28/20
FT Attempts	2 vs Portland St. 12/28/20

PLAYER PROFILES



Kassady HUFFMAN
#55, FORWARD

6-2 | Junior
Colorado Springs, CO
Air Academy/USFA Prep

NOTABLE:

- 38 blocks as a freshman is second most in a season Div. I era.
- School Div. I era record six blocked shots in a game vs. Nevada in 2017.

2019-20 | RS JUNIOR:

- Appeared in 15 games on the season
- Dropped a bucket in five games
- Season-high five rebounds at Colorado State
- Recorded a pair of blocks at Boise State, seven on the season

2018-19 | JUNIOR:

- Played in 19 games making 14 starts before season-ending injury
- Three double-doubles on the season
- Four double-figure scoring marks
- Season high 12 points at Denver
- Season high 11 rebounds against Denver and Fairleigh Dickinson

2017-18 | SOPHOMORE:

- Did not appear in any games.

2016-17 | FRESHMAN:

- Led team with 38 blocked shots.
- 38 blocks ranks second in a season at Air Force in Div. I era.
- Played in 19 games, making 17 starts.
- Averaged 7.7 points and 5.1 rebounds per game.
- Blocked six shots against Nevada to set school Div. I era game record.
- Suffered season-ending injury vs. Fresno State, missing the final 10 games of the season.
- Career-high 17 points at San Diego State.
- 15 pts, nine rebounds and five blocked shots vs. Fairleigh Dickinson.
- Had eight multiple-block games, including seven with 3+.

BEFORE AIR FORCE:

2015-16: Attended USAFA Prep School and played on basketball team...scored 38 points in one game.

HIGH SCHOOL: Lettered four years in basketball and two in track & field...as a senior, earned all-state honorable mention, Air Academy Kadet of the Year, all-conference first-team and surpassed 1,000 points scoring...as a junior, Colorado Class 4A First-Team All-Conference, all-state honorable mention, Air Academy Kadet of the year...as a sophomore, 4A First-Team All-Conference, all-state honorable mention, 5A/4A Area All-Star, First-Team, Team MVP, Rocky Mountain Preps/Southern Colorado Athlete of the Week...academic all-state honorable mention...also on the dean's honor roll...high school basketball coach was Phil Rolko...played AAU ball for Premier Basketball Club, coached by Tyler Cline...USJN Windy City Class - Pool All-Star, USJN Windy City Classic All-Star, USJN Rocky Mountain Challenge All-Star.

PERSONAL: Member of cadet squadron 1...daughter of Eric and Kerri Huffman...has four older siblings...intends on majoring in business management...future career plans are to start a restaurant business...decided to attend the Academy for the opportunity to receive a one of a kind education, and graduate school debt-free...hobbies are running outside and almost anything outdoors and baking cookies...began playing basketball at age 10...credits Cody Rhein as having the biggest influence on her sports career and is also her favorite role model...player is Danilo Gallinari...favorite team is the Denver Nuggets.

#55 HUFFMAN, Kassady

Opponent	Date	GS	MIN	Total		3-Pointers		Free throws		Rebounds				PF				PTS	
				FG-FGA	PCT	3FG-3FGA	PCT	FT-FTA	PCT	OFF	DEF	TOT	AVG	A	T/O	BLK	STL	PTS	AVG
Denver	11/25/2020		08:26	2-3	.667	0-0	.000	0-0	.000	2	0	2	2.0	4	0	1	0	4	4.0
at Colorado	11/28/2020		08:10	0-0	.000	0-0	.000	0-0	.000	0	1	1	1.5	0	0	0	0	0	2.0
Western Colo.	12/16/2020	*	31:06	3-4	.750	0-0	.000	2-5	.400	2	4	6	3.0	4	0	2	3	1	8
at Denver	12/20/2020	*	34:43	1-5	.200	0-0	.000	3-4	.750	7	5	12	5.3	1	2	1	1	0	5
Portland St.	12/28/2020		19:22	4-7	.571	0-0	.000	0-0	.000	1	1	2	4.6	2	3	2	3	0	8
at Utah St.	12/31/2020	*	29:00	1-4	.250	0-0	.000	3-4	.750	3	4	7	5.0	2	1	0	2	2	5
at Utah St.	01/02/2021	*	21:00	0-3	.000	0-0	.000	0-0	.000	0	0	0	4.3	3	2	0	2	1	0
Boise St.	01/06/2021	*	17:06	0-1	.000	0-0	.000	0-0	.000	1	4	5	4.4	2	0	3	0	1	0
Boise St.	01/08/2021	*	20:17	1-1	1.000	0-0	.000	3-4	.750	1	5	6	4.6	3	1	3	1	0	5
at Wyoming	01/16/2021	*	23:53	0-3	.000	0-0	.000	0-0	.000	1	4	5	4.6	1	0	2	3	1	0
at Wyoming	01/18/2021	*	22:38	0-2	.000	0-0	.000	1-4	.250	3	3	6	4.7	1	0	1	3	0	1
at San Diego St.	01/22/2021	*	18:30	0-4	.000	0-0	.000	0-0	.000	5	3	8	5.0	1	0	1	3	0	0
at San Diego St.	01/24/2021	*	25:29	1-4	.250	0-0	.000	0-0	.000	3	6	9	5.3	3	0	0	4	0	2
Totals		10	279:40	13-41	.317	0-0	.000	12-21	.571	29	40	69	5.3	27	9	16	25	6	38

Player Averages

Games Played	Minutes/ game	Points/ game	FG Pct	3FG Pct	FT Pct	Rebounds/ game	Assists/ game	Turnovers/ game	Assist/Turnover ratio	Steals/ game	Blocks/ game
13	21.5	2.9	31.7	0.0	57.1	5.3	0.7	1.2	0.6	0.5	1.9

CAREER STATS

HUFFMAN, Kassady

SEASON	TEAM	GP-GS		Field Goals		3-Point		F-Throws		Rebounds				Scoring					
		GP-GS	MIN/AVG	FG-FGA	FG%	3FG-FGA	3FG%	FT-FTA	FT%	OFF	DEF	TOT	AVG	PF-FO	AST	TO	BLK	STL	PTS
2016-17	USAFA	19-17	480/25.3	47-124	.379	1-6	.167	52-80	.650	24	73	97	5.1	35-0	9	34	38	13	147
2018-19	USAFA	19-14	421/22.2	27-73	.370	0-0	.000	33-57	.579	52	74	126	6.6	50-1	18	42	25	10	87
2019-20	USAFA	15-0	125/8.3	3-9	.333	0-0	.000	6-6	1.000	4	15	19	1.3	15-0	6	8	7	4	12
2020-21	USAFA	13-10	280/21.5	13-41	.317	0-0	.000	12-21	.571	29	40	69	5.3	27-0	9	16	25	6	38
TOTAL		66-41	1306/19.8	90-247	.364	1-6	.167	103-164	.628	109	202	311	4.7	127-1	42	100	95	33	284

Single Game Highs

Statistic	Value
Points	17 at San Diego St. 01/25/17
Rebounds	12 at Denver 12/20/20
Assists	5 vs George Mason 11/09/18
Steals	2 9 times
Blocks	6 vs Nevada 01/18/17
FG Made	6 at San Diego St. 01/25/17
FG Attempts	16 at Eastern Mich. 12/21/16
3FG Made	1 at Colorado 11/13/16
3FG Attempts	2 at Colorado 11/13/16
FT Made	9 at Fairleigh Dickinson 11/26/16
FT Attempts	14 at Fairleigh Dickinson 11/26/16

2020-2021 AIR FORCE WOMEN'S BASKETBALL | GAME NOTES

BOX SCORES

Official Box Score
Denver vs Air Force
Game Totals - Final Statistics
November 25, 2020 at Clune Arena - U.S. Air Force Academy



Official Basketball Box Score - Final
Air Force at Colorado
11/25/2020 CU Events Center, Boulder
2020-21 Women's Basketball

Game Time: 12:00 PM
Game Duration: 2:18
Attendance: 17

Officials: Michael Price, Cathi Cornell, Kaili Kinnara

Denver 72

No.	Player	S	Pts	FG	3FG	FT	OR	DR	TR	PF	A	TO	Bk	Stl	Min	+/-
00	BOYD, MEGHAN	G	20	7-16	4-8	2-2	0	5	5	4	2	5	0	2	31	12
12	GRITT, CLAIRE	G	5	1-6	1-5	2-4	0	3	3	4	0	2	0	0	26	3
22	DEEM, SAM	G	5	1-2	0-0	3-4	1	5	6	1	0	0	1	0	20	5
32	MALONGA, TSIMBA	G	11	4-12	1-5	2-7	3	6	9	3	4	5	0	0	31	15
33	JEFFCOAT, JASMINE	F	2	1-3	0-1	0-0	0	7	7	4	1	6	0	1	15	2
05	JACKSON, ANNA	G	8	3-6	2-5	0-0	1	3	4	2	0	0	0	0	26	22
10	JOHANSON, MYLA	F	0	0-0	0-0	0-0	0	0	0	1	0	0	0	0	1	-1
14	HEIN, ROWAN	G	5	2-2	0-0	1-4	0	2	2	2	2	0	0	0	18	10
15	LEVISON, CHARLOTTE	G	0	0-0	0-0	0-0	0	0	0	1	0	1	0	0	1	-1
21	FOSTER, ALEXIUS	G	0	0-0	0-0	0-0	0	0	0	0	0	0	0	0	1	-1
24	EZEUDU, UJU	F	16	4-4	0-0	8-8	1	4	5	0	3	0	0	4	29	15
34	FORNEY, CHEYENNE	F	0	0-0	0-0	0-0	0	0	0	0	0	0	0	0	1	-1
TEAM							2	4	6	0	1					
TOTALS			72	23-51	8-24	18-29	8	39	47	22	12	20	0	8	200	

Shooting By Period

Period	FG	FG%	3FG	3FG%	FT	FT%
1st Qtr	8-18	44%	4-12	33%	0-0	0%
2nd Qtr	6-11	55%	2-5	40%	10-15	67%
3rd Qtr	2-12	17%	0-4	0%	4-6	67%
4th Qtr	7-10	70%	2-3	67%	4-8	50%
1st Half	14-29	48%	6-17	35%	10-15	67%
2nd Half	9-22	41%	2-7	29%	8-14	57%
Game	23-51	45.1%	8-24	33.3%	18-29	62.1%

Deadball Rebounds: 6.0

Last FG: 4th-01:15
Biggest Run: 14-0
Largest Lead: By 19 at 2nd-01:42
Technical Fouls: None.

Air Force 56

No.	Player	S	Pts	FG	3FG	FT	OR	DR	TR	PF	A	TO	Bk	Stl	Min	+/-
01	AUTREY, BRIANA	G	25	8-16	1-3	8-11	0	2	2	2	3	3	0	4	31	-2
13	CONROE, EMILY	G	2	1-5	0-1	0-0	4	2	6	3	1	1	0	3	16	1
23	SNYDER, RILEY	F	3	1-8	0-3	1-2	0	2	2	4	2	2	0	1	25	-13
32	IMMEL, KAELEN	G	6	3-11	0-5	0-1	1	3	4	1	0	1	0	1	31	-4
33	MCDONALD, NIKKI	F	4	2-4	0-1	0-0	2	5	7	2	0	2	2	28	-13	
00	JONES, HALEY	F	0	0-0	0-0	0-0	0	0	0	2	0	0	0	0	4	-1
02	GADISON, AUDREY	G	0	0-1	0-1	0-0	0	0	0	1	0	0	0	0	2	-2
03	WINTERS, CIERRA	G	5	1-3	0-1	3-4	0	1	1	1	0	1	0	0	7	-9
10	HEATH, KAMRI	G	0	0-1	0-0	0-0	0	0	0	0	0	0	0	0	1	-3
11	PILSON, KAYLA	G	2	1-2	0-1	0-0	0	0	0	0	0	0	0	0	6	2
20	THOMAS, SHADIYA	G	0	0-1	0-0	0-0	0	1	1	1	1	0	0	0	7	-12
22	MARLETT, ALYIAH	G	2	1-3	0-1	0-0	0	1	1	1	1	1	0	1	9	-5
30	MACMILLAN, DASHA	F	3	1-7	1-5	0-0	1	2	3	1	1	0	0	0	21	13
34	SILER, TATYANA	F	0	0-1	0-0	0-0	0	1	1	1	0	0	0	0	4	-4
55	HUFFMAN, KASSADY	F	4	2-3	0-0	0-0	2	0	2	4	0	1	0	0	8	-2
	TEAM						0	5	5	0	0					
TOTALS			56	21-66	2-22	12-18	10	25	35	24	9	13	0	12	200	

Shooting By Period

Period	FG	FG%	3FG	3FG%	FT	FT%
1st Qtr	6-20	30%	0-6	0%	2-5	40%
2nd Qtr	7-17	41%	1-5	20%	0-0	0%
3rd Qtr	4-14	29%	0-4	0%	5-7	71%
4th Qtr	4-15	27%	1-7	14%	5-7	71%
1st Half	13-37	35%	1-11	9%	2-5	40%
2nd Half	8-29	28%	1-11	9%	10-13	77%
Game	21-66	31.8%	2-22	9.1%	12-18	66.7%

Deadball Rebounds: 2.0

Last FG: 4th-05:53
Biggest Run: 9-0
Largest Lead: By 2 at 1st-09:33
Technical Fouls: None.

Game Notes:

Officials: Adria Molina, Scott Frueling, Stacie Blow
Start Time: 07:06 PM ET
End Time: 08:57 PM ET
Game Duration: 1:51

Score	1st	2nd	3rd	4th	TOT	Points from	DU	AF
DU	20	24	8	20	72	In the Paint	20	34
AF	14	15	13	14	56	Off Turns	9	22
						2nd Chance	8	7
						Fast Break	17	18
						Bench	29	16

DU led for 36:31. AF led for 3:02.
Game was tied for 8:27. Last Changes: 1
Times tied: 0

Official Basketball Box Score - Final
Western Colo. at Air Force

Game Time: 4:00 PM
Game Duration: 1:45



Official Basketball Box Score - Final
Air Force at Denver
12/29/20 Hamilton Gymnasium, Denver, Colo.
2020-21 Women's Basketball

Game Time: 12:05 PM
Game Duration: 1:46

Officials: Kevin Kiczewski, Kelly Broomfield, Andrew Heo

Western Colo. - 77

No.	Name	Min	FG	3P	FT	Rebounds	Fouls	TP	AS	TO	ST	Blocks	+/-
4	Jessie Erickson	F 31:51	3-6	0-1	1-2	1 9 10	3 7	7	1	0	0	8	
3	Micaela Parker	F 20:27	7-9	0-0	1-3	2 5 7	2 2	15	2	1	0	6	
2	Hannah Cooper	G 23:59	2-6	0-1	5-6	0 2 2	4 6	83%	3	4	0	0	-1
15	Taylenn Coleman	G 28:22	0-2	0-0	0-0	0 0 0	0 0	0	2	1	0	5	
21	Samantha Coleman	G 27:36	5-12	3-9	2-3	1 3 4	2 4	15	2	4	1	0	-2
1	Phylissa Bacon	13:31	0-0	0-0	0-0	0 2 2	2 0	0	1	3	0	0	2
24	Courtney Humberger	08:09	0-1	0-0	4-4	1 3 4	1 2	4	3	0	0	1	-1
3	Emmery Wagstaff	22:31	4-6	4-4	2-2	0 0 0	1 2	14	1	1	0	1	9
25	Jadyn Kanzler	19:33	6-8	0-0	1-2	1 3 4	2 1	13	1	0	1	2	1
10	Nadia Trevizo-Medina	04:01	0-0	0-0	0-0	0 1 1	1 1	0	1	0	0	0	8
Team						1 3 4	0	0	1				
TOTALS			27-50	7-17	16-22	7 31 38	17 24	77	15	26	6	1 4 7	

Dead Ball Rebounds: 2, 1

Technical Fouls: NONE

Shooting By Period

Period	FG	FG%	3FG	3FG%	FT	FT%
1st Qtr	11-16	68.8%	0-0	0%	1-2	50%
2nd Qtr	11-16	68.8%	0-0	0%	1-2	50%
3rd Qtr	11-16	68.8%	0-0	0%	1-2	50%
4th Qtr	11-16	68.8%	0-0	0%	1-2	50%
1st Half	22-32	68.8%	0-0	0%	2-4	50%
2nd Half	22-32	68.8%	0-0	0%	2-4	50%
Game	44-64	68.8%	0-0	0%	4-8	50%

Deadball Rebounds: 2.0

Last FG: 4th-01:15
Biggest Run: 14-0
Largest Lead: By 19 at 2nd-01:42
Technical Fouls: None.

Game Notes:

Officials: Randy Campbell, Kelly Broomfield, Kevin Kiczewski
Start Time: 07:06 PM ET
End Time: 08:57 PM ET
Game Duration: 1:51

Score	1st	2nd	3rd	4th	TOT	Points from	DU	AF
DU	20	24	8	20	72	In the Paint	20	34
AF	14	15	13	14	56	Off Turns	9	22
						2nd Chance	8	7
						Fast Break	17	18
						Bench	29	16

DU led for 36:31. AF led for 3:02.
Game was tied for 8:27. Last Changes: 1
Times tied: 0

Official Basketball Box Score - Final
Western Colo. at Air Force

Game Time: 4:00 PM
Game Duration: 1:45



Official Basketball Box Score - Final
Air Force at Denver
12/29/20 Hamilton Gymnasium, Denver, Colo.
2020-21 Women's Basketball

Game Time: 12:05 PM
Game Duration: 1:46

Officials: Kevin Kiczewski, Kelly Broomfield, Andrew Heo

Western Colo. - 77

No.	Name	Min	FG	3P	FT	Rebounds	Fouls	TP	AS	TO	ST	Blocks	+/-
23	Riley Snyder	F 38:50	8-23	3-6	5-6	4 5 9	3 3	24	0	4	2	1	-7
55	Kassady Huffman	F 31:06	3-4	0-0	2-5	2 4 6	4 3	8	0	2	1	3	-9
1	Briana Autrey	G 35:10	11-16	0-1	4-4	0 4 4	5 5	26	5	3	7	0	-10
2	Audrey Gadison	G 31:40	0-4	0-3	0-0	0 1 1	3 2	0	1	3	2	0	-2
3	Cierra Winters	G 24:09	1-9	0-3	0-0	1 3 4	5 0	2	4	1	5	0	0
11	Kayla Pilson	G 30:51	2-6	0-2	2-2	0 1 1	3 4	8	0	1	2	0	-8
5	Jordan Goodwin	08:14	1-3	0-0	0-0	0 1 1	1 0	2	0	0	0	0	1
Team						1 1 2	0	0	0				
TOTALS			27-65	9-15	13-17	8 20 28	24 17	70	10	14	19	4	1 -7

Dead Ball Rebounds: 2, 0

Technical Fouls: NONE

Shooting By Period

Period	FG	FG%	3FG	3FG%	FT	FT%
1st Qtr	11-16	68.8%	0-0	0%	1-2	50%
2nd Qtr	11-16	68.8%	0-0	0%	1-2	50%
3rd Qtr	11-16	68.8%	0-0	0%	1-2	50%
4th Qtr	11-16	68.8%	0-0	0%	1-2	50%
1st Half	22-32	68.8%	0-0	0%	2-4	50%
2nd Half	22-32	68.8%	0-0	0%	2-4	50%
Game	44-64	68.8%	0-0	0%	4-8	50%

Deadball Rebounds: 2.0

Last FG: 4th-01:15
Biggest Run: 14-0
Largest Lead: By 19 at 2nd-01:42
Technical Fouls: None.

Game Notes:

Officials: Randy Campbell, Kelly Broomfield, Kevin Kiczewski
Start Time: 07:06 PM ET
End Time: 08:57 PM ET
Game Duration: 1:51

Score	1st	2nd	3rd	4th	TOT	Points from	DU	AF
DU	20	24						

BOX SCORES



Official Basketball Box Score -- Final
Portland St. at Air Force
12/28/20 Cune Arena, U.S. Air Force Academy
2020-21 Women's Basketball

Game Time: 4:00 PM
Game Duration: 1:44

Officials: Michol Murray, Jack Jones, Kent Johnson

Portland St. - 65

Record: 1-1

NO. Name	Min	FG	3P	FT	Rebounds	Fouls	TP	AS	TO	ST	Blocks	+/-
10 Marina Canzobre	F 16:29	2-2	0-0	0-0	0 0 0	0 0	4	0	0	0	1	-19
12 Talianna Streun	F 26:12	3-6	1-1	6-12	4 7 11	2 6	13	1	5	2	1	-23
0 Jenna Kelly	G 14:13	0-1	0-1	0-0	0 0 0	1 0	0	0	2	1	0	-28
3 Kylie Jimenez	G 32:54	2-5	2-4	5-6	0 0 0	0 4	11	3	2	3	0	-28
53 Desirae Hansen	G 25:25	6-13	2-6	2-2	0 6 6	1 5	16	1	4	0	3	-24
15 Nakia Boston	21:37	2-9	0-2	7-10	0 1 1	2 7	11	2	5	1	0	-2
30 Syd Schultz	15:50	0-0	0-0	0-0	0 1 1	1 0	0	0	3	3	1	0
11 Itzilar Ugarte	16:35	1-4	0-1	1-2	3 0 3	1 1	3	0	1	1	0	-3
23 Jada Lewis	13:39	2-6	0-1	1-1	0 0 0	2 1	5	1	0	1	0	-3
1 Labrea Danson	07:04	1-4	0-0	0-0	0 1 1	0 0	2	0	1	0	0	-2
22 Ruchae Walton	05:46	0-2	0-1	0-0	1 0 1	1 1	0	0	0	0	0	-2
4 Reilly Kelly	04:16	0-1	0-0	0-0	0 0 0	1 0	0	0	0	0	0	-1
Team					-1 1 2		0	1				
Totals	19:53	5-17	22-33	9 17 26	12 25	65	8	24	12	5	4	-29

Technical Fouls: NONE

Shooting By Period	1st FG%	2nd FG%	3rd FG%	4th FG%	GM FG%
1st FG%	2-13 15.4%				
2nd FG%	3-9 33.3%				
3rd FG%	2-3 66.7%				
4th FG%	7-16 43.8%				
GM FG%	19-53 35.8%				
FT%	22-33 66.7%				

Dead Ball Rebounds: 8, 0

Air Force - 94

Record: 2-3

NO. Name	Min	FG	3P	FT	Rebounds	Fouls	TP	AS	TO	ST	Blocks	+/-
23 Riley Snyder	F 26:17	11-16	5-7	0-0	2 1 3	5 2	27	1	3	3	0	28
33 Nikki McDonald	F 16:08	4-6	0-1	2-3	2 1 3	4 1	10	1	0	0	0	8
1 Briana Autrey	G 28:55	3-10	0-0	3-4	0 3 3	3 5	9	8	5	3	0	29
3 Cierra Winters	G 19:12	3-3	1-1	0-0	0 2 2	3 0	7	2	2	0	1	20
13 Emily Conroe	G 25:02	2-4	0-0	0-0	4 4 2	1 4	1	1	2	0	1	24
2 Audrey Gadison	14:34	2-5	2-4	0-0	1 2 3	0 0	6	1	1	0	1	8
55 Kassady Huffman	19:22	4-7	0-0	0-0	1 1 2	2 0	8	3	2	0	3	23
11 Kayla Pilson	19:34	5-6	0-1	2-2	0 1 1	3 1	12	1	0	2	0	9
30 Dasha Macmillan	14:58	2-3	0-1	0-0	0 3 3	2 0	4	2	1	0	0	5
10 Kamri Heath	04:30	1-1	0-0	0-0	0 1 1	2 0	2	0	2	0	0	-2
20 Shadiya Thomas	04:30	0-1	0-0	0-0	0 1 1	1 0	0	0	1	0	0	-2
50 Kam Jones	04:30	2-2	0-0	1-2	0 2 2	1 1	5	1	0	0	0	-2
5 Jordan Goodwin	02:28	0-0	0-0	0-0	0 1 1	0 0	0	1	0	0	0	-1
Team					2 3 5		0	3				
Totals	39:64	8-15	8-11	8 28 36	25 12	94	22	22	10	4	5	29

Technical Fouls: NONE

Shooting By Period	1st FG%	2nd FG%	3rd FG%	4th FG%	GM FG%
1st FG%	9-15 60.0%				
2nd FG%	3-6 50.0%				
3rd FG%	1-2 50.0%				
4th FG%	12-17 70.6%				
GM FG%	39-64 60.9%				
FT%	8-15 53.3%				
FT%	8-11 72.7%				

Dead Ball Rebounds: 3, 0

PSU	AF
Biggest lead	0 (1st 10:00) 32 (4th 4:04)
Best Scoring Run	8 (2nd 7:46) 9 (4th 8:13)
Lead Changes	0
Times Tied	1
Time with Lead	00:00 39:10

Points from	PSU	AF	Period by Period Scoring					
Turnovers	15	28		1st	2nd	3rd	4th	TOT
Paint	28	50	PSU	6	20	20	19	65
Second Chance	5	11						
Fast Breaks	7	17	AF	21	16	28	29	94
Bench	21	37						

Period by Period Scoring	1st	2nd	3rd	4th	TOT
PSU	6	20	20	19	65
AF	21	16	28	29	94

Official Basketball Box Score -- Game Totals -- Final Statistics

Air Force vs Utah State

12/31/20 2 p.m. at Logan, Utah (Dee Glen Smith Spectrum)

Air Force 66 • 2-4, 0-1 MW

##	Player	Total	3-Ptr	Rebounds	PF	TP	A	TO	Blk	Stl	Min
23	Snyder, Riley	10-23	4-9	1-2	0 2 2	3	25	3	4	1	0
55	Huffman, Kassady	1-4	0-0	3-4	3 4 7	2	5	1	0	2	29
01	Autrey, Briana	1-6	0-0	2-6	1 3 4	4	4	3	5	0	29
03	Winters, Cierra	2-5	0-0	0-1	1 4 5	5	4	2	0	1	19
13	Conroe, Emily	5-12	0-4	3-6	4 6 10	4	13	1	2	0	33
02	Gadison, Audrey	1-3	1-3	0-0	2 3 5	1	3	0	1	0	9
10	Heath, Kamri	0-1	0-0	0-0	0 0 0	0	0	1	0	0	1
11	Pilson, Kayla	2-7	0-3	4-6	2 1 3	1	8	0	2	0	21
30	Macmillan, Dasha	2-3	0-1	0-0	1 0 1	0	4	0	1	0	4
33	McDonald, Nikki	0-3	0-1	0-0	1 1 2	2	0	0	0	0	17
Team					2 3 5						
Totals		24-67	5-21	13-25	17 27 44	22	66	11	15	4	11

1st FG %:	10-18 55.6%	2nd: 7-16 43.8%	3rd: 6-21 28.6%	4th: 1-12 8.3%	Game: 24-67 35.8%	Deadball Rebounds
3FG %:	2-7 28.6%	3-7 42.9%	0-4 0.0%	0-3 0.0%	5-21 23.8%	
FT %:	0-3 0.0%	5-10 50.0%	4-4 100.0%	4-8 50.0%	13-25 52.0%	5

Utah State 70 • 3-4, 1-1 MW

##	Player	Total	3-Ptr	Rebounds	PF	TP	A	TO	Blk	Stl	Min
04	CHATMAN, Jessica	2-11	0-2	4-8	2 6 8	3	8	1	2	1	33
24	MATHEWS, Bre	4-11	1-4	3-4	1 2 3	2	12	0	0	0	24
00	BRANTLEY, Faith	7-9	1-1	2-2	3 5 8	3	17	2	3	0	129
01	KAMAKAWIWO'OLE, Ka	2-4	1-1	0-0	1 1 2	5	1	1	0	2	14
02	MENDAZONA, Meagan	2-9	1-1	2-2	2 2 4	1	7	1	4	0	134
03	EMRICH, Eli	0-2	0-0	0-0	0 4 4	3	0	3	3	0	22
05	FALSLEV, Kinley	0-1	0-0	0-0	0 0 0	0	0	0	1	0	4
11	LUSTGARTEN, Amit	0-0	0-0	0-0	0 0 0	1	0	0	1	0	1
14	PRUITT, Monique	5-8	0-0	6-10	1 6 7	5	16	0	1	1	18
22	POLANSKY, Jocelyn	0-0	0-0	0-0	0 0 0	1	0	0	0	0	3
23	LATONE, Shyla	2-7	0-3	1-1	0 2 2	2	5	1	2	0	14
25	NELSON, Halle	0-0	0-0	0-0	0 2 2	0	0	0	0	0	2
42	FRANSON, Taylor	0-0	0-0	0-0	0 0 0	0	0	0	0	0	2
Team					3 3 6						
Totals		24-62	4-12	18-27	13 33 46	23	70	9	18	2	8

1st FG %:	10-19 52.6%	2nd: 6-14 42.9%	3rd: 5-17 29.4%	4th: 3-12 25.0%	Game: 24-62 38.7%	Deadball Rebounds
3FG %:	2-5 40.0%	1-3 33.3%	1-2 50.0%	0-2 0.0%	4-12 33.3%	
FT %:	1-2 50.0%	4-9 44.4%	2-4 50.0%	11-12 91.7%	18-27 66.7%	7

Officials: Michael Price, Cheryl Blue, Gabe Beechum
Technical fouls: Air Force-Gadison, Audrey. Utah State-None.
Attendance: 250

Score by periods	1st	2nd	3rd	4th	Total	In	Off	2nd	Fast
Air Force	22	22	16	6	66	Points AFAW	Paint	Chance	Break
Utah State	23	17	13	17	70	36	20	13	4

Last FG - AFAW 4th-06:47, USU 4th-06:27.
Largest lead - AFAW by 8 3rd-03:18, USU by 5 2nd-08:24.
AFAW led for 25:32. USU led for 09:40. Game was tied for 04:47.

Score tied - 9 times.
Lead changed - 18 times.



Official Basketball Box Score -- Game Totals -- Final Statistics

Air Force vs Utah State

01/02/21 2 p.m. at Logan, Utah (Dee Glen Smith Spectrum)

Air Force 55 • 2-5, 0-2 MW

##	Player	Total	3-Ptr	Rebounds	PF	TP	A	TO	Blk	Stl	Min
23	Snyder, Riley	5-18	3-10	5-7	2 2 4	4	18	1	3	0	37
55	Huffman, Kassady	0-3	0-0	0-0	0 0 0	3	0	2	0	2	21
01	Autrey, Briana	2-10	1-3	3-5	1 3 4	3	8	4	6	0	34
03	Winters, Cierra	4-11	0-1	0-0	1 4 5	4	8	0	2	0	28
13	Conroe, Emily	3-10	1-4	4-5	7 6 13	3	11	0	2	1	33
02	Gadison, Audrey	0-1	0-1	2-2	1 1 2	1	2	0	1	0	8
10	Heath, Kamri	0-0	0-0	0-0	0 0 0	0	0	0	0	0	2
11	Pilson, Kayla	1-2	1-1	1-2	1 1 2	3	4	0	1	0	11
20	Thomas, Shadiya	0-0	0-0	0-0	0 0 0	0	0	0	0	0	1
30	Macmillan, Dasha	1-4	1-3	0-0	1 2 3	0	3	0	0	0	6
33	McDonald, Nikki	0-5	0-3	1-2	2 4 6	0	1	1	1	0	19
Team					4 3 7		1				
Totals		16-64	7-26	16-23	20 26 46	21	55	8	17	3	12

1st FG %:	4-18 22.2%	2nd: 5-14 35.7%	3rd: 3-14 21.4%	4th: 4-18 22.2%	Game: 16-64 25.0%	Deadball Rebounds
3FG %:	2-5 40.0%	2-9 22.2%	1-3 33.3%	2-9 22.2%	7-26 26.9%	
FT %:	4-6 66.7%	3-5 60.0%	6-9 66.7%	3-3 100.0%	16-23 69.6%	5

Utah State 61 • 4-4, 2-1 MW

		Total	3-Ptr	Rebounds										
##	Player	FG-FGA	FG-FGA	FT-FTA	Off	Def	TP	PF	TP	A	TO	Blk	Stl	Min
04	CHATMAN, Jessica	f 5-13	0-4	1-3	1	4	5	2	11	1	3	3	2	33
24	MATHEWS, Bre	f 7-15	0-2	1-2	6	3	9	2	15	1	4	0	1	29
00	BRANTLEY, Faith	g 1-9	1-3	2-2	0	3	3	3	5	4	3	0	2	37
02	MENDAZONA, Meagan	g 2-5	1-3	4-4	2	5	7	3	9	2	0	2	0	20
10	HARRIS, Emmie	g 1-3	1-2	0-0	0	3	3	1	3	0	5	0	1	10
01	KAMAKAWIWO'OLE, Ka	g 1-2	1-1	0-0	0	2	2	3	3	0	0	1	0	13
03	EMRICH, Eli	1-2	0-0	3-6	1	2	3	1	5	1	1	1	1	28
14	PRUITT, Monique	1-1	0-0	0-0	0	0	0	4	2	0	3	0	0	6
23	LATONE, Shyla	2-6	2-6	0-0	0	2	2	1	6	0	1	0	0	11
25	NELSON, Halle	1-2	0-0	0-2	2	3	5	2	2	0	1	1	1	13
	Team				2	3	5							
Totals		22-58	6-21	11-19	14	30	44	22	61	9	21	8	8	200



Official Basketball Box Score - Final
Air Force at San Diego State
01/24/21 Steve Fisher Court at Vegas Arena, San Diego
2020-21 Women's Basketball

Game Time: 1:05 PM
Game Duration: 1:48

Officials: Lisa Jones, Kent Johnson, Jack Jones

Air Force - 58

Record: 4-9 (2-6)

NO.	Name	Min	FG		3P		FT		Rebounds			Fouls		TP	AS	TO	ST	Blocks		+/-
			M-A	M-A	M-A	M-A	M-A	M-A	OR	DR	TOT	PF	FD					BS	BA	
23	Riley Snyder	F 38:07	5-11	1-4	4-4	1	5	6	2	7	15	3	2	2	1	0	1			1
55	Kassady Huffman	F 25:29	1-4	0-0	0-0	3	6	9	3	1	2	0	0	0	4	0	4			4
1	Briana Autrey	G 33:05	6-15	0-3	6-7	0	5	5	2	7	18	5	5	0	0	0	5			5
13	Emily Conroe	G 30:48	1-6	0-3	0-0	3	7	10	1	0	2	0	3	1	1	0	6			6
32	Kaelin Immel	G 21:42	2-7	0-3	0-0	1	0	1	0	0	4	1	3	2	0	1	-7			-7
33	Nikki McDonald	23:43	2-7	2-3	0-0	1	2	3	1	0	6	1	0	1	0	2	-4			-4
2	Audrey Gadison	14:40	3-6	3-6	0-0	0	0	0	0	1	9	1	0	1	0	1	8			8
3	Cierra Winters	10:46	0-0	0-0	2-2	0	0	0	3	2	2	1	1	2	0	0	7			7
10	Kamri Heath	01:40	0-1	0-0	0-0	0	0	0	0	0	0	0	0	0	0	0	-5			-5
Team						2	1	3			0			3						
Totals			20-57	6-22	12-13	11	26	37	12	18	58	12	17	9	6	4	3			

Technical Fouls: NONE

Shooting By Period			
1st FG%	6-17	35.3%	
3PT%	3-6	50.0%	
FT%	0-0	0%	
2nd FG%	1-14	7.1%	
3PT%	1-8	12.5%	
FT%	3-4	75%	
3rd FG%	6-14	42.9%	
3PT%	2-6	33.3%	
FT%	2-2	100%	
4th FG%	7-12	58.3%	
3PT%	0-2	0.0%	
FT%	7-7	100%	
GM FG%	20-57	35.1%	
3PT%	6-22	27.3%	
FT%	12-13	92.3%	

Dead Ball Rebounds: 1.0

San Diego State - 55

Record: 5-8 (3-4)

NO.	Name	Min	FG		3P		FT		Rebounds			Fouls		TP	AS	TO	ST	Blocks		+/-
			M-A	M-A	M-A	M-A	M-A	M-A	OR	DR	TOT	PF	FD					BS	BA	
42	Kim Villalobos	F 27:13	1-11	0-0	3-4	5	5	10	1	4	5	0	4	1	2	2	0			0
11	Kamaria Gipson	C 23:29	2-4	0-0	2-2	2	4	6	3	1	6	0	4	0	0	2	-16			-16
5	Tea Adams	G 33:00	4-11	0-1	3-7	0	1	1	3	4	11	7	4	5	0	0	-1			-1
10	Isabela Hernandez	G 36:35	3-9	3-5	0-0	0	1	1	2	0	9	0	0	0	0	0	1			1
12	Mercedes Staples	G 32:45	6-10	2-4	2-3	0	7	7	4	2	16	1	1	1	0	1	-8			-8
3	Mallory Adams	12:47	1-5	1-1	0-0	1	1	2	2	0	3	0	3	0	0	0	-3			-3
22	Flo Vinerte	12:52	2-3	0-0	1-2	2	2	4	1	1	5	0	1	1	2	0	8			8
21	Alex Crain	16:12	0-3	0-0	0-0	0	2	2	2	0	0	0	2	0	0	1	-2			-2
4	Balee Chynoweth	01:43	0-0	0-0	0-0	0	0	0	0	0	0	0	0	0	0	0	2			2
24	Klara Edwards	03:24	0-0	0-0	0-0	0	1	1	0	0	0	0	0	0	0	0	4			4
Team						4	2	6			0			0						
Totals			19-56	6-11	11-18	14	26	40	18	12	55	8	19	8	4	6	-3			

Technical Fouls: NONE

Shooting By Period			
1st FG%	4-14	28.6%	
3PT%	0-1	0.0%	
FT%	2-4	50%	
2nd FG%	6-17	35.3%	
3PT%	2-4	50.0%	
FT%	0-0	0%	
3rd FG%	3-10	30.0%	
3PT%	1-1	100.0%	
FT%	8-11	72.7%	
4th FG%	6-15	40.0%	
3PT%	3-5	60.0%	
FT%	1-3	33.3%	
GM FG%	19-56	33.9%	
3PT%	6-11	54.5%	
FT%	11-18	61.1%	

Dead Ball Rebounds: 4.0

	AFA	SDS	Points from	AFA	SDS	Period by Period Scoring					
Biggest lead	6 (4 th 0:16)	11 (3 rd 4:44)	Turnovers	16	6	1st	2nd	3rd	4th	TOT	
Best Scoring Run	10(4 th 0:16)	10(3 rd 4:44)	Paint	24	18	AFA	15	6	16	21	58
Lead Changes	2		Second Chance	9	15						
Times Tied	4		Fast Breaks	17	6	SDS	10	14	15	16	55
Time with Lead	16:15	20:36	Bench	17	8						

