

2018-19 SCHEDULE

8-13 (4-6 MWC)

HOME 7-3 | AWAY 1-10

Date	Opponent	Time/Result
11/06	WESTERN STATE	W, 72-54
11/09	GEORGE MASON	L, 71-78
11/11	at Denver	L, 66-92
11/16	FAIRLEIGH DICKINSON	W, 85-37
11/21	at Army West Point	W, 71-60
11/24	at Northeastern	L, 41-54
11/28	NORTHERN COLORADO	W, 69-57

12/02	at #20 Minnesota	L, 50-67
12/07	NAVY	L, 47-54
12/18	at Portland	L, 60-79
12/20	at #7 Oregon	L, 36-82

01/02	at New Mexico*	L, 57-78
01/05	UTAH STATE*	L, 44-48
01/09	COLORADO STATE*	W, 63-48
01/12	at San Diego State*	L, 61-70
01/16	at UNLV*	L, 56-66
01/19	NEVADA*	W, 79-74 ^{OT}
01/23	at Boise State*	L, 48-79
01/26	SAN JOSE STATE*	W, 88-77
01/30	SAN DIEGO STATE*	W, 75-66

02/02	at Colorado State*	L, 48-55
02/06	at Wyoming*	6:30 PM
02/13	UNLV*	7:00 PM
02/16	at Utah State*	2:00 PM
02/20	FRESNO STATE*	7:00 PM
02/23	at San Jose State*	2:00 PM

03/02	WYOMING*	2:00 PM
03/04	at Nevada*	6:30 PM
03/07	BOISE STATE*	7:00 PM
03/10-13	MW Tournament	TBA

*Mountain West contest
All times are local to host site
Home contests are in **BOLD CAPS**
All dates/times are subject to change

AF	H2H	
61.3 (-4.2)	PPG	71.7 (+12.1)
.357	FG%	.461
.282	3PT%	.414
.640	FT%	.738
38.9 (-1.0)	REB	33.4 (+3.9)
10.0	ASST	15.8
10.4	STL	7.6
3.8	BLK	2.5
L1	STRK	W3



AIR FORCE (8-13, 4-6 MWC) vs. WYOMING (12-5, 5-3)

Mountain West Contest | Wednesday, Feb. 6

Tip Time - 6:30 p.m. MT

Arena Auditorium (11,612) | Laramie, Wyoming



LAST GAME STARTERS



#0 Haley Jones
Fr., 6-0, G
6.4 ppg



#1 Briana Autrey
Fr., 5-5, G
9.5 ppg



#13 Emily Conroe
So., 5-10, G
9.6 ppg



#23 Riley Snyder
Fr., 6-0, F
10.5 ppg



#32 Kaelin Immel
So., 5-9, G
13.0 ppg

GAME NOTES

WEDNESDAY, FEB. 6:

The Falcons travel to Wyoming, Wednesday, Feb. 6, to take on the Cowgirls (12-5, 5-3 MWC) in the Arena Auditorium (11,612). Tip-off for Air Force's only game of the week is slated for 6:30 p.m. MT.

THE SERIES WITH WYOMING:

The Falcons and Cowgirls will be meeting for the 53rd time in what has become the program's second longest rivalry behind Colorado State (61 games). Wyoming has dominated the series, winning 49 contests to Air Force's three.

-Air Force won the last meeting (Feb. 27, 2018), 57-47, at USAFA, snapping a 13-year, 25-game losing-streak to the Cowgirls.

-The Falcons have never beat Wyoming in Laramie

-The series started in 1979

-Two-of-three Falcon wins occurred in February

-89: Most points Air Force has ever put up on Wyoming (11/26/85, H, W, 89-78)

-98: Most points Wyoming has ever put up on Air Force (two times)

NEXT WEEK:

Following a Saturday (Jan. 9) bye, the Falcons return to action at home against UNLV, Weds., February 13. The Falcons and Lady Rebels will be tipping off for the second time this season at 7 p.m. MT. Air Force, who is 7-3 when playing at home, will be aiming to redeem the Jan. 16 loss in Las Vegas.

AIR FORCE AT A GLANCE:

The Falcons are 7-3, 4-1 MWC, when playing at home and have won the last four home games. Contrarily, Air Force struggles on the road, losing nine-straight road contests while winning only one of 11 away games on the season. The Falcons average 61.3 points per game, but score less on average when playing on the road. Three Falcons have double-figure scoring averages in MWC-only play, led by Kaelin Immel, who registered a career-high 30-point game in the win against San Jose State (Jan. 26).

LAST TIME OUT:

Colorado State rallied for a fourth quarter comeback to beat Air Force, 55-48, Saturday afternoon, in Moby Arena, Fort Collins. The Falcons dropped to 8-13 overall with a 4-6 mark in MWC action while the Rams improved to 8-12, 2-7 MWC.

Sophomore co-team captain Kaelin Immel led the squad with 20 points, shooting 7-19 from the field, 2-6 from deep and perfect (4-4) at the free-throw line. Freshman forward Riley Snyder, who left the game with a tweaked ankle late in the third quarter, dropped seven points and collected a season-high eight rebounds. The Falcons held the lead for just under thirty-minutes, but a sluggish fourth quarter proved to be the difference.

Haley Jones and Briana Autrey combined for eight points and had two assists apiece. Autrey, Conroe, Immel and Venessannah Itugbu tallied two steals apiece. Itugbu led the team with three blocks, two of which came on the Rams' leading scorer, Lore Devos.

HIGH-FLYING FALCONS:

Kaelin Immel, So., G, 13.0 ppg / 14.3 ppg in MWC

-Recorded a team and career-best 30-point performance against San Jose State (Jan. 26), tied for third-most points scored by a MWC player in a single-game

-The only Air Force player to have three 20+ games this season

-13 double-figure scoring performances this season; seven in 10 MWC games

-Led the team in scoring in the last three games

-13th in MWC in scoring

-Leads the team in time spent on the court with 30.1 mpg, 17th in MWC

-Shoots .350 from the field and .338 from deep on the season

-Set a career-high six blocks and six assists against Nevada (Jan. 19), while adding 13 points to the final tally

-Dropped 25 points in the season-opener against Western Colorado (Nov. 6) and 20 points against Colorado State (Feb. 2)

QUICK FACTS

GENERAL INFORMATION

Location: USAF Academy, CO (Colorado Springs, CO)
Founded: 1954
Enrollment: 4,000
Nickname: Falcons
Colors: Blue and Silver
Affiliation: NCAA Division I
Conference: Mountain West
Home Venue: Clune Arena
Seating Capacity: 5,843
Superintendent: Lt. Gen. Jay B. Silveria
Athletic Director (Interim): Col. Jennifer Block
Women's Basketball AD/SWA: Chris Gines
Ticketing Office: (719) 472-1895/(800)-666-USAF

COACHING STAFF

Head Coach: Chris Gobrecht
Alma Mater: University of Southern California '77
Office Phone: (719) 333-0994
Coach's E-mail: ashley.miller@usafa.edu
Best Time to Contact Coach: Contact SID
Air Force Record /Years: 19-92 (.150) / 4
DI Career Record/Years: 561-565 (.498) / 38
Assistant Coaches:
 Stacy McIntye (Kentucky '94)
 Erin Mills-Reid (Fairleigh Dickinson '05)
 Clare Fitzpatrick (Cornell '13)
 Rynae Rasley (The City College of New York '11)
 Major Brooke Cultra (USAF '09)
Administrative Assistant: Ashley Miller (UCCS '12)
Athletic Trainer: Tony Peck

TEAM INFORMATION

2017-18 Overall Record: 6-25
 2017-18 MW Record (Finish): 5-13 (T8th)
 Starters R/L: 2/3
 Letterwinners R/L: 10/5
 Newcomers: 10
 Team Captains: Kaelin Immel, Venessannah Itugbu
 Falcons by Class
 Senior (1): Itugbu
 Junior (2): Huffman, Pierce
 Sophomore (7): Beale, Conroe, Hughes, Immel, McFalls, Springfield, Tomes
 Freshman (10): Adams, Autrey, Elbourne, Gadison, Jones Kuchins, Nicks, Snyder, Weiner, Winters

ATHLETIC COMMUNICATIONS

WBB SID Contact: Marcus Rodriguez
Address: 2169 Field House Drive
 U.S. Air Force Academy, CO 80840
SID Office Phone: (719) 333-9025
SID Cell Phone: (719) 237-5079
Press Row Phone: (719) 333-6006
E-mail address: marcus.rodriguez@usafa.edu
Official website: GoAirForceFalcons.com
Twitter: @AF_WBB
Facebook: Facebook.com/AirForceWBB
Live Stream: goairforcefalcons.com/videos/live.html
Mountain West: www.themw.com
MW Twitter: @MW_WBB

GAME NOTES

Emily Conroe, So., G, 9.6 ppg, 5.7 rpg/11.3 ppg, 6.2 rpg in MWC

- Dropped a season-high 22 points against Colorado State (Jan. 9)
- Registered a double-double against Northern Colorado (Nov. 28) 13 points, 11 rebounds then notched her second of the season against SDSU (Jan. 30) 13 points, 13 rebounds, setting a career-high mark for rebounds
- Third-most on the team in minutes spent on the court, 26.6 mpg
- Highest FT% on the team (.714), shot perfect 5-5 from the free throw in three games
- Shoots .386 from the field and .263 from down-range
- 23rd in the MWC in scoring, 11th in the MWC in rebounding, 13th in the MWC in steals, 10th in the MWC in defensive rebounds
- Ten double-figure scoring performances this season; six in MWC play

Riley Snyder, Fr., F, 10.5 ppg, 4.4 rpg/12.5ppg, 3.9 rpg in MWC

- Second leading-scorer on the team, has 11 double-figure scoring performances; six in MWC play
- One-of-three Air Force players to have two or more 20+ games this season
- Dropped a season and career-best 22 points against Nevada (Jan. 19), drained 10-of-14 attempts
- 22nd in the MWC in scoring
- Shoots .786 from the FT line in MWC play, .707 on the season
- Shoots .354 fg%, .326 3fg% on the season
- Most starts of any freshman (19 games), played in every game this season

THE GOOD:

- Home wins: Air Force has a .700 win-percentage win playing at home, and a .800 conference win-percentage on the home court
- Trending Up: The Falcons are 7-7 in its last 14 MWC contests dating back to last season, it is the first time for the program to have four MWC wins in January
- In the MWC: Air Force has the second-best, up from third last week, rebounding offense (38.9) and third-best steals per game (10.4) in the conference
- At the Line: Free throw shooting has improved considerably from .591 in non-conference play to .701 in league action
- Standings: The Falcons are sitting in seventh place in the MWC standings, ahead of Nevada, San Diego State, Colorado State, and San Jose State.
- Youth: Two sophomores and three freshmen made up the Falcons' starting five in the last game. The same five account for Air Force's top-five scorers. As this team continues to develop, expect Air Force to make significant gains with each passing season.

THE BAD:

- Shooting: In the MWC, Air Force has the second-lowest three-point percentage (.282), and the lowest free-throw percentage (.640) and field-goal percentage (.360).
- Turnovers: Air Force turns the ball over twice as many times as assists the make for the lowest assist/turnover ratio in the MWC. The Falcons averaged 19 turnovers per game in non-conference play and have maintained that number to this date.
- Road Games: The Falcons are 1-10 on the road this season and have not seen victory over a league opponent while playing away games.

WINS IN THE MOUNTAIN WEST

Jan. 9 - Air Force beat CSU, 63-48, snapping a six-game losing streak on the season and a 13-game losing streak to Rams dating back to 2011.

Jan. 19 - The Falcons snapped a three-game losing streak to Nevada with a 79-74 overtime win. The game marked the Falcons' first overtime action this season. Air Force's 2-4 record in the MWC marked the best six-game conference start in the Div. I era. The last time Air Force was 2-4, or better, in the first-six conference games was in the Colorado Athletic Conference in the 1995-96 season-- the Falcons' last year as a Div. II program.

Jan. 23 - Air Force's win over San Jose State marked the seventh win of the season; the last time the Falcons' had seven or more wins in a season was 2010-11. The win also marked the Falcons' first time in program history to have three MWC wins in January

Jan. 30 -The Falcons continued to push the bar in January after downing San Diego State for its fourth-straight home-win. The last time Air Force had four-straight wins at home was in November of 2007.

NON-CONFERENCE HIGHLIGHTS

Nov. 21 - Air Force outscored Army, 71-60, to beat Black Knights at home. The win marked the Falcons' first against Army since beating them at home in 2007.

Nov. 16 - Twelve Falcons combined for 85 points to beat Fairleigh Dickinson, 85-37, in what became Air Force's largest margin of victory in the program's Division I era.

A LOOK AT THE OPPONENT

WYOMING STAT LEADERS:

Scoring: Marta Gomez, 15.3 ppg/ 14.3 ppg MWC
 Rebounding: Bailee Cotton, 8.9 rpg/ 9.6 rpg MWC
 Shooting: Taylor Rusk, .477 fg%; Marta Gomez, .470 3fg%
 Steals: Karla Erjavec, 23
 Blocks: Bailee Cotton, 16

THE COWGIRLS' LAST GAME: The Cowgirls had another strong defensive effort, and paired with trademark balanced scoring, they picked up a 63-56 win against Fresno State. It's the first win in Fresno for the Cowgirls since 1996, and it's the third game in a row this season the Cowgirls haven't trailed.

Wyoming was led by Marta Gomez, who tallied 15 points and grabbed five rebounds. Taylor Rusk and Quinn Weidemann each added 12 points for the Cowgirls. Clara Tapia scored six points and dished out five assists, sharing the team high in that statistic with Sladjana Rakovic, a career-high number for Rakovic. Bailee Cotton had six points, 12 rebounds and a career-high four blocks.

The Cowgirls shot 45.8 percent (22-of-48) from the field, 56.3 percent from three (9-of-16) and 62.5 percent (10-of-16) from the free throw line. Wyoming ended the game with 20 assists and 12 turnovers. It's the fifth time this season the Cowgirls have had at least 20 assists in a game.

Fresno State was led by Candice White's 24 points and three assists. Maddi Utti scored 14 points and added four steals, while Aly Gamez led Fresno State on the glass with nine rebounds. The Bulldogs shot 35.8 percent (24-of-67) from the field, 20.0 percent from three (5-of-25) and 50.0 percent (3-of-6) from the free throw line. Fresno State ended the game with six assists and nine turnovers.

LAST TIME THEY PLAYED: In arguably its biggest win in program history, Air Force women's basketball knocked-off Wyoming, 57-47, on senior night in Mountain West action at Clune Arena. The Falcons downed the first place team in the conference and tied a program record for most MW wins.

After Wyoming (20-8, 13-4 MW) took a brief 36-35 lead at the beginning of the fourth quarter, Air Force (4-24, 4-13 MW) went on to out-score the Cowgirls 22-11 the rest of the way to run away with the 10 point win.

Kaelin Immel, who scored the bucket to put Air Force up for good at 37-36, finished with a game-high 19 points. Despite being a freshman, Immel set the Air Force Div. I era record for most points in a season, now with 408 points. She surpassed the previous record of 405 set by Raimee Beck in 2010.

Fellow freshman Emily Conroe notched a double-double with 13 points and 12 rebounds. Conroe was clutch late, scoring 11 points in the fourth quarter. The Fredericksburg, Va., native hit a clutch late-game three and went a perfect 6-of-6 from the free throw line in the final quarter.

Air Force in the all-time series vs. Wyoming, 3-49

Home: 3-21; Away: 0-27; Neutral: 0-1

11/27/79 H, L, 56-63	1/11/06 H, L, 55-64
2/1/80 A, L, 64-69	2/11/06 A, L, 33-59
1/31/81 A, L, 70-77	1/27/07 H, L, 43-64
2/20/82 A, L, 60-81	2/28/07 A, L, 35-64
12/3/83 A, L, 55-66	1/16/08 H, L, 59-75
11/26/85H, W, 89-78	2/16/08 A, L, 32-60
12/6/86 A, L, 60-80	1/28/09 H, L, 41-52
12/8/87 H, L, 77-82	2/28/09 A, L, 34-65
2/23/89 A, L, 58-73	1/30/10 A, L, 37-98
1/4/97 H, L, 55-78	3/3/10, H, L, 60-87
1/30/97 A, L, 52-74	1/22/11 A, L, 54-96
1/3/98 A, L, 51-86	2/23/11 H, L, 57-81
1/29/98 H, L, 54-82	1/18/12 A, L, 36-98
1/30/99 A, L, 58-89	2/15/12 H, L, 58-71
2/25/99 H, L, 63-79	1/26/13 H, L, 48-86
1/29/00 A, L, 72-86	2/27/13 A, L, 63-88
2/26/00 H, L, 48-62	1/22/14 A, L, 47-82
1/27/01 A, L, 54-58	2/26/14 H, L, 32-73
2/22/01 H, L, 63-68	2/7/15, A, L, 51-74
1/31/02 H, L, 66-70	3/9/15, N, L, 48-70
3/2/02 A, L, 67-71	1/6/16, H, L, 45-67
1/23/03 A, L, 53-68	2/4/16, A, L, 56-84
2/22/03 H, L, 49-78	12/29/16, H, L, 44-66
2/5/04 A, L, 37-69	2/4/17, A, L, 41-73
3/6/04 H, L, 44-65	2/27/18, H, W, 57-47
2/5/05 H, W, 69-66 (OT)	
3/3/05 A, L, 43-60	

WYOMING'S LAST TWO GAMES

Official Basketball Box Score -- Game Totals -- Final Statistics

Wyoming vs Fresno State

1/30/19 7:05 p.m. at Fresno, Calif. (Save Mart Center)

Wyoming 63 • 12-5 (5-3 MW)

#	Player	Total		3-Ptr		Rebounds			PF	TP	A		TO	Blk	Stl	Min
		FG-FGA	FG-FGA	FT-FTA	FT-FTA	Off	Def	Tot								
04	RUSK, Taylor	5-11	2-6	0-0	0-0	0	3	3	0	12	3	1	1	0	40	
12	GOMEZ, Marta	5-8	2-2	3-4	0-0	5	5	1	15	0	3	0	0	0	33	
23	COTTON, Bailee	1-6	0-0	4-6	0	12	12	4	6	3	0	4	1	1	30	
01	ERJAVEC, Karla	1-5	1-4	1-2	1	1	2	4	4	1	1	1	1	1	36	
22	TAPIA, Clara	2-5	0-0	2-4	0	3	3	2	6	5	2	0	1	1	25	
02	VITULOVA, Tereza	1-1	0-0	0-0	0	1	1	0	2	0	0	0	0	0	3	
05	RAKOVIC, Sladjana	3-5	0-0	0-0	0	4	4	2	6	5	2	0	1	1	14	
14	WEIDEMANN, Quinn	4-7	4-4	0-0	0	2	2	2	12	0	2	0	0	0	19	
Team						1	1	2								
Totals		22-48	9-16	10-16		2	32	34	15	63	20	12	6	4	200	
1st FG %: 7-15		46.7%	2nd: 6-13	46.2%	3rd: 6-11	54.5%	4th: 3-9	33.3%	Game: 22-48		45.8%	Deadball		Rebounds		
3FG %: 4-6		66.7%	2-5	40.0%	1-2	50.0%	2-3	66.7%	9-16		56.3%	10-16		62.5%		
FT %: 0-0		0.0%	0-0	0.0%	0-0	0.0%	0-0	0.0%								

Fresno State 56 • 13-6 (6-2 MW)

#	Player	Total		3-Ptr		Rebounds			PF	TP	A		TO	Blk	Stl	Min
		FG-FGA	FG-FGA	FT-FTA	FT-FTA	Off	Def	Tot								
11	UTTI, Maddi	7-15	0-0	0-1	0-0	2	4	6	3	14	0	2	1	4	33	
12	OGIER, Genna	0-2	0-1	0-0	0-0	1	0	1	3	0	0	1	1	0	13	
10	WHITE, Candice	11-25	1-9	1-1	1	3	4	7	1	24	3	3	0	3	40	
22	GAMEZ, Aly	1-8	1-4	1-2	0	9	9	5	4	0	1	0	1	0	40	
30	CAVEY, Kristina	1-3	0-2	0-0	0	4	4	2	0	2	0	1	0	0	24	
02	JOHNSON, Raven	0-0	0-0	1-2	0	0	0	0	1	1	1	1	0	0	1	
05	NOYER, Katelin	0-2	0-0	0-0	0	0	0	0	0	0	0	0	0	0	4	
13	KNISHKA, Breanne	0-1	0-1	0-0	0	0	0	0	2	0	2	0	0	0	19	
14	PORTER, Jordanna	0-1	0-1	0-0	0	2	2	1	0	0	0	0	0	0	6	
20	DELANEY, Bree	3-9	2-6	0-0	3	2	5	2	8	0	0	1	1	1	18	
33	STANDIFER, Gabby	1-1	1-1	0-0	0	1	1	0	3	0	0	0	0	0	2	
Team						2	0	2								
Totals		24-67	5-25	3-6		11	26	37	20	56	6	9	3	9	200	
1st FG %: 3-15		20.0%	2nd: 5-14	35.7%	3rd: 9-16	56.3%	4th: 7-22	31.8%	Game: 24-67		35.8%	Deadball		Rebounds		
3FG %: 1-5		20.0%	1-5	20.0%	1-5	33.3%	2-12	16.7%	5-25		20.0%	3-6		50.0%		
FT %: 2-4		50.0%	1-2	50.0%	0-0	0.0%	0-0	0.0%								

Officials: Melissa Barlow, Julie Krommenhoek, Bart Baldwin

Technical fouls: Wyoming-None. Fresno State-None.

Attendance: 1994

Score by periods	1st	2nd	3rd	4th	Total
Wyoming	18	14	14	17	63
Fresno State	9	12	19	16	56

Last FG - WY 4th-01:28, FS 4th-00:16.

Largest lead - WY by 16 2nd-02:46, FS None.

WY led for 35:53. FS led for 00:00. Game was tied for 03:39.

Score tied - 0 times.

Lead changed - 0 times.

Official Basketball Box Score -- Game Totals -- Final Statistics

Boise St. vs Wyoming

01/26/19 1:00 p.m. at Laramie, Wyo. (Arena-Auditorium)

Boise St. 52 • 15-3, 6-1 MW

#	Player	Total		3-Ptr		Rebounds			PF	TP	A		TO	Blk	Stl	Min
		FG-FGA	FG-FGA	FT-FTA	FT-FTA	Off	Def	Tot								
33	HARRELL, Joyce	2-5	0-0	0-0	0	3	3	4	4	1	1	0	0	0	15	
42	COLEMAN, A'Shanti	3-5	0-1	0-0	0	1	2	5	6	1	2	2	1	1	18	
14	HODGINS, Braydey	2-6	1-3	1-1	0	3	3	1	6	0	3	0	0	0	27	
20	HERMIDA, Marta	1-6	0-2	0-0	0	6	6	0	2	3	3	0	0	0	26	
21	LUPFER, Riley	3-11	0-4	1-1	0	6	6	1	7	0	0	1	0	1	27	
03	GALERON, Sofia	3-5	1-2	0-0	1	2	2	7	1	2	1	1	2	0	12	
15	AMUNDSEN, Tess	1-3	0-1	0-0	0	0	0	1	2	0	0	0	0	0	9	
22	WOERNER, Ellie	0-0	0-0	0-0	1	1	2	1	0	1	0	0	0	0	11	
23	CHRISTOPHER, Jayde	3-6	0-0	1-2	1	3	4	1	7	2	2	0	2	2	29	
25	BOWERS, Rachel	2-4	0-0	2-2	0	2	2	4	6	0	2	0	0	0	8	
30	LOVILLE, Jade	1-7	0-2	0-0	0	2	2	2	2	0	1	0	0	0	12	
31	VANDERSCHAAF, Marij	1-1	0-0	1-1	0	0	0	0	3	0	0	0	0	0	3	
44	TOTH, Emerald	0-1	0-0	0-0	0	0	0	0	0	0	0	0	0	0	3	
Team						1	0	1								
Totals		22-60	2-15	6-7		5	29	34	22	52	9	15	5	3	200	
1st FG %: 6-14		42.9%	2nd: 3-13	23.1%	3rd: 9-15	60.0%	4th: 4-18	22.2%	Game: 22-60		36.7%	Deadball		Rebounds		
3FG %: 0-2		0.0%	0-6	0.0%	2-3	66.7%	0-4	0.0%	2-15		13.3%	6-7		85.7%		
FT %: 2-2		100.0%	1-1	100.0%	1-1	100.0%	2-3	66.7%								

Wyoming 64 • 11-5, 4-3 MW

#	Player	Total		3-Ptr		Rebounds			PF	TP	A		TO	Blk	Stl	Min
		FG-FGA	FG-FGA	FT-FTA	FT-FTA	Off	Def	Tot								
04	RUSK, Taylor	3-8	0-1	0-1	0	7	7	3	6	3	2	0	0	0	34	
12	GOMEZ, Marta	4-8	1-2	6-6	1	3	4	1	15	0	0	0	2	3	31	
23	COTTON, Bailee	2-7	0-2	10-12	0	7	7	3	14	2	3	1	2	2	29	
01	ERJAVEC, Karla	3-7	2-2	2-2	0	3	3	0	10	2	1	0	2	3	33	
22	TAPIA, Clara	4-5	0-0	1-3	0	4	4	2	9	2	2	0	0	0	32	
02	VITULOVA, Tereza	1-5	0-2	0-0	0	4	4	2	2	0	0	1	0	1	11	

ROSTER BREAKDOWN

STARTERS RETURNING (2)

#	Name	Yr.	Pos.	Ht.	GP/GS	2016-17 Stats
32	Kaelin Immel (C)	So.	G	5-9	31-31	15 ppg, 3.2 rpg
13	Emily Conroe	So.	G	5-10	31-27	11.3 ppg, 5 rpg

STARTERS LOST (3)

#	Name	Yr.	Pos.	Ht.	GP/GS	2016-17 Stats
11	Cortney Porter	Gr.	G	5-9	31-31	8.7ppg, 5.7 rpg
25	Erika Chapman	Gr.	F	5-10	29-23	7.9 ppg, .780 ft%
0	Dee Bennett	Gr.	F	6-0	31-25	6.3 rpg, 4.6ppg

LETTERWINNERS RETURNING (8)

#	Name	Yr.	Pos.	Ht.	GP/GS	2016-17 Stats
5	Kennedy Beale	So.	G	5-6	13-0	9 pts, 3 stl
55	Kassady Huffman	Jr.	F	6-2	DNP	DNP
30	Naomi Hughes	So.	F	6-0	21-1	53 pts, 9 stl
10	Venessannah Itugbu (C)	Sr.	G	5-9	28-13	55 pts, 23 blk
21	Michaela McFalls	So.	F	5-11	9-0	2 pts, 2 stl
11	Sarah Pierce	Jr.	G	5-7	10-1	45 pts, 9 stl
24	Alexis Springfield	So.	G	5-6	30-0	55 pts, 20 stls
14	Noelle Tomes	So.	G	5-8	DNP	DNP

LETTWINNERS LOST (2)

#	Name	Yr.	Pos.	Ht.	GP/GS	2016-17 Stats
12	Jenn Urbaniak	Jr.	G/F	6-0	13-0	20 pts, 5 blk
24	Sierra Rains	So.	G	5-9	11-0	17 pts

NEWCOMERS (10)

#	Name	Pos.	Ht.	Hometown(Highschool)
12	Jenna Adams	C	6-1	Lebanon, OH (Bishop Fenwick)
1	Briana Autrey	G	5-5	Suffolk, VA (Nansemond River)
15	Tanisha Elbourne	G	5-8	Honolulu, HI (Punahou School)
2	Audrey Gadison	G	5-7	Blaine, MN (St. Croix Lutheran Academy)
0	Haley Jones	G	6-0	Torrance, CA (West Torrance)
35	Coco Kuchins	G	5-9	Chevy Chase, MD (Winston Churchill/USAFA Prep)
41	Natalie Nicks	G	5-7	Pensacola, FL (W. Fla. School of Advanced Tech./USAFA Prep)
23	Riley Snyder	F	6-0	Fruita, CO (Fruita Monument)
25	Audrey Weiner	F	6-0	Buford, GA (Buford)
3	Cierra Winters	G	5-7	El Paso, TX (Franklin/USAFA Prep)

PRONUNCIATIONS

Briana AUTREYBri-AH-nuh, Ah-Tree
 Kennedy BEALE.....Beal
 Brooke CULTRA.....KULL-tra
 TANISHA ElbourneTa-neesh-uh
 NAOMI Hughes.....NAY-oh-MEE
 Kaelin IMMEL.....IM-ull
 Venessannah ITUGBU.....venice-sauna, ee-TOOG-boo
 Coco KUCHINS.....KUH-chins
 Rynae RASLEY.....Renee, RAYS-lee
 Audrey WEINER.....Whiner

FALCONS BY CLASS

Senior (1)

Itugbu

Junior (2)

Huffman, Pierce

Sophomore (7)

Beale, Conroe, Hughes, Immel,
 McFalls, Springfield, Tomes

Freshman (10)

Adams, Autrey, Elbourne, Gadison, Jones
 Kuchins, Nicks, Snyder, Weiner, Winters

FALCONS BY HEIGHT

6-2 (1) - Huffman

6-1 (1) - Adams

6-0 (3) - Jones, Snyder, Weiner, Hughes

5-11 (1) - McFalls

5-10 (1) - Conroe

5-9 (3) - Itugbu, Immel, Kuchins

5-8 (2) - Tomes, Elbourne

5-7 (4) - Gadison, Winters, Pierce, Nicks

5-6 (2) - Beale Springfield

5-5 (1) - Autrey

FALCONS BY STATE (13 STATES)

ARIZONA (1)

Alexis Springfield (Gilbert)

CALIFORNIA (1)

Haley Jones (Torrance)

COLORADO (3)

Venessannah Itugbu (Colorado Springs)

Kassady Huffman (Colorado Springs)

Riley Snyder (Fruita)

FLORIDA (1)

Natalie Nicks (Pensacola)

GEORGIA (2)

Naomee Hughes (Grovetown)

Audrey Weiner (Buford)

HAWAII (1)

Tanisha Elbourne (Honolulu)

MARYLAND (1)

Coco Kuchins (Chevy Chase)

MINNESOTA (2)

Audrey Gadison (Blaine)

Noelle Tomes (Woodbury)

OHIO (1)

Jenna Adams (Lebanon)

OREGON (1)

Kaelin Immel (Beaverton)

TENNESSEE (2)

Sarah Pierce (Unionville)

Michaela McFalls (Lenior City)

TEXAS (1)

Cierra Winters (El Paso)

VIRGINIA (3)

Briana Autrey (Suffolk)

Kennedy Beale (Norfolk)

Emily Conroe (Fredericksburg)

FALCONS BY POSITION

Guards (14)

Haley Jones, Briana Autrey, Audrey Gadison,
 Cierra Winters, Kennedy Beale, Venessannah
 Itugbu, Sarah Pierce, Emily Conroe, Noelle
 Tomes, Tanisha Elbourne, Alexis Springfield.
 Kaelin immel, Coco Kuchins, Natalie Nicks




Forwards (5)

Michaela McFalls, Riley Snyder,
 Audrey Weiner, Naomi Hughes, Kassady
 Huffman

Centers (1)

Jenna Adams

T.V./RADIO VISUAL ROSTER



Chris Gobrecht
Head Coach



Stacy McIntyre
Asst. Coach



Erin Mills-Reid
Asst. Coach



Clare Fitzpatrick
Asst. Coach



Rynae Rasley
Asst. Coach



Maj. Brooke Cultra
Asst. Coach

MOUNTAIN WEST



CHRIS GOBRECHT

HEAD COACH

(USC, 1977)

FOURTH SEASON AT AIR FORCE

39TH SEASON AS A HEAD COACH

Chris Gobrecht enters her fourth season as women's basketball coach at the Air Force Academy in 2018-19. With a track record of 38 years of head coaching experience, Gobrecht was entrusted by the previous Air Force Director of Athletics, Jim Knowlton, to lay the foundation and build the program to reach new heights.

In May 2018, Gobrecht signed a five-year contract extension with Air Force athletics under director Col. Jennifer Block, extending her service as head coach through the 2022-23 season. Gobrecht was originally hired on April 14, 2015 and was the first hire of then-Air Force Director of Athletics Jim Knowlton. Gobrecht came to the Academy from Yale, where she served as head coach from 2005-15.

A proven winner and program builder, Gobrecht has coached at programs in the Pac-12 and Atlantic Coast Conference. During her 10 seasons at Yale she restored the program's status as one of the premier women's basketball programs in the Ivy League. Gobrecht has 36 years of head coaching experience, all at the Division I level, and has a career record of 553-552 (.500) which ranks among the nation's top 30 active coaches. Gobrecht is the winningest coach all-time for two schools, Washington and Yale.

"I'm thrilled to bring Chris Gobrecht to the Academy to lead our women's basketball program," Knowlton said. "She is a proven winner and has turned around every program she's led and done it the right way. To get someone of her caliber to the Academy makes me very excited about the future of the program."

"After meeting with Chris during her visit to the Academy, I know our women's basketball program will be in great hands," said USAFA's 19th Superintendent, Lt. Gen. Michelle Johnson. "Chris embodies the values our Academy stands for and her passion for leading young people is unmistakable."

"It is hard to put into words what the opportunity to build the women's basketball program at the Air Force Academy means to me and my family," Gobrecht said. "I am honored to be asked to lead the outstanding young women who make the choice to prepare themselves for service to their country as officers in the Air Force, and I am dedicated to their experience on the court producing success in competition as well as contributing greatly to their accomplishments towards the overall mission of the Academy."

Through her first two seasons, Gobrecht has laid the groundwork towards building the program towards new heights. In the 2016-17 season, Air Force doubled its win total from the previous season. The Falcons improved in scoring, rebounding, blocked shots and free throw percentage. Then-freshman Mariah Forde led the Mountain West freshmen in scoring, averaging 11.0 points per game.

In the 2017-18 campaign, Coach Gobrecht and the Falcons continued on the path to new heights as Air Force's five wins in conference became the most in the Mountain West era, surpassing the previous mark of four wins, set in 2005-06 and 2007-08. Air Force's signature win came in the regular season home finale, posting a 57-47 win over then-first place Wyoming. In addition to winning four of the last six games of the season, Air Force smashed five team records, highlighted by a staunch defense that only allowed 62.3 ppg in the regular season and 59.7 pp in league action, setting new team records in each respective category. The Falcons held opponents below 60 points 11 times on the season, testament to the progression of the defense under Gobrecht and staff. Air Force's 2017-18 season also yielded six new individual school records including the program's first-ever Mountain West Freshman of the Year in Kaelin Immel, who set four program-records highlighted by the most-ever points scored by an Air Force freshman in the Div. I era.

Prior to coming to Air Force, Gobrecht built Yale's program up to become an annual contender for the Ivy League championship over her last six seasons. She coached the Bulldogs to 56 wins from 2012-14 which tied for the second-most wins in a four-year stretch and most since the class of 1980 won 57 games. Under Gobrecht's leadership, Yale has also recorded the top two marks for most Ivy League wins in a four-year span with 34 Ivy victories set by the Class of 2013 and 33 wins set by the Class of 2014.

During her tenure at Yale, Gobrecht coached 27 players that earned Ivy League postseason awards, including two Ivy League Rookies of the Year, five All-Ivy first team honorees, three All-Ivy second team honorees, six All-Ivy honorable mention players, five All-Ivy rookie team players and seven Ivy League academic team honorees. Prior to Gobrecht's arrival at the school, a Bulldog player had not earned All-Ivy League first team accolades since the 1997-98. Gobrecht has also coached two players who competed on the international level.

Yale posted its sixth straight top-four finish in the Ivy League standings in 2014-15 with a 7-7 mark in Ivy play, while posting an overall mark of 13-15. Gobrecht became just the second coach in program history to record 100 victories at Yale with a victory at Columbia on Jan. 31, 2014. She was 117-162 (.419) in her 10 seasons at the school.

The Bulldogs enjoyed their most successful season under Gobrecht's leadership in 2011-12, finishing with a 16-12 record and an 8-6 mark in Ivy League play in a season that included Yale's first-ever meeting with the nation's top-ranked team (No. 1 Baylor, Nov. 22, 2011). It was their winningest season since a 16-10 finish in 1993-94 and the third straight season with at least eight Ivy League victories. The season included several milestones, including Gobrecht's 500th career victory which happened on Feb. 10, 2012, against Cornell.

In 2010-11, Gobrecht guided the Bulldogs to their first-ever appearance in the Women's National Invitational Tournament (WNIT). The Bulldogs finished with a 14-15 overall record, which, until 2011-12, was Yale's highest win total since the 2001-02 season (14-13). Gobrecht coached the Bulldogs to the biggest win in program history, a 91-85 win over then-No. 14 Florida State. It was Yale's first win over a nationally ranked opponent in the program's 38-year history. She followed that historic victory by guiding the Bulldogs to a 10-4 finish in Ivy League play, which matched the most wins for Yale in League play (10-4, 1988-89). The 2010-11 Ivy League season included Yale's first sweep of Harvard since the 1993-94 season, which helped the Bulldogs finish in second place in the Ivy League standings for the first time since 1988-89, clinching the Ivy League's automatic berth in the WNIT.

After posting a 3-24 mark in her first season with the Bulldogs, Gobrecht led the team to 12 wins in the 2006-07. The nine-win improvement was one of the best in Division I that season. The 2006-07 season was highlighted by a six-game winning streak and a 15-point victory over a Marist squad that would reach the Regional Semifinals (Sweet 16) of the NCAA Tournament. Yale was also the only Ivy League team to defeat league champion Harvard.

Though the 2008-09 team was hampered by a multitude of injuries, Gobrecht led her team to an 11-17 record and a landmark victory over North Carolina State, Yale's first win over an Atlantic Coast Conference opponent. Gobrecht also reached a milestone 450th career coaching win last season.

Prior to coaching at Yale, Gobrecht was the head coach at her alma mater, Southern California, where she posted a 93-108 record in seven seasons. She became the 33rd active coach to reach the 400-win mark during her time with the Women of Troy. She reached the milestone with a victory over Pepperdine on Dec. 4, 2002. Gobrecht took over a struggling Florida State program in 1996 for year, leading the school to a 5-22 record before going to USC.

Gobrecht coached the University of Washington from 1986-96. In 11 seasons at Washington, her teams went to the NCAA Tournament on nine occasions. The Huskies reached the NCAA Regional Semifinals four times during her tenure, and advanced to the Regional Finals (Elite Eight) in 1990. She won at least 16 games every year at Washington, including eight 20-win campaigns (six consecutive), and is the Huskies' all-time winningest coach with a 243-89 record. Washington won three conference championships and finished second four times during her tenure. A two-time Pac-10 Coach of the Year, Gobrecht led Washington to a school-record 28 wins and a number-three national ranking in 1989-90. The Huskies were the only team to beat eventual NCAA Champion Stanford that season. In lieu of her success with the Huskies, the University of Washington announced Gobrecht as one-of-seven individuals along with one team to be inducted into the Husky Hall of Fame in October 2018.

Gobrecht began her Division I coaching career with a struggling Cal State Fullerton program in 1979-80. She coached the Titans for six seasons, posting an 84-92 record. She led Cal State Fullerton to an 18-12 record in her third season on the job. In the 1984-85 season, Gobrecht's last with Cal State Fullerton, the Titans posted a 19-11 record and made their first appearance in the WNIT, making her a finalist for national Coach of the Year honors.

She served as an assistant for a USA Basketball select team that played in Czechoslovakia and Italy in 1990. In addition, six of Gobrecht's former players have played professionally in the WNBA and ABL.

Her coaching career began in 1978 at Santa Fe Springs (Calif.) High School, where her team went 20-4 and made the CIF AAA playoffs. The next year, Gobrecht led Pasadena City College to a 25-5 record, a conference championship and second place in the state junior college tournament.

A Toledo, Ohio, native and a graduate of Huntington Beach (Calif.) High School, Gobrecht earned a bachelor's degree in public affairs from USC in 1977. Then known by her maiden name of Chris Geiger, she was a three-year starter for the Women of Troy from 1974-76 and also played two seasons of volleyball at USC. After graduation, she spent a year volunteering in the Peace Corps, where she worked as an English teacher at St. Mary's College in Apia, Western Samoa.

She and her husband, Bob, have two children, Eric and Madeline. Eric is a graduate of the U.S. Air Force Academy and a graduate of the Air Force's flight school. A captain, he is a pilot stationed at Beale AFB, CA. In October 2011, Eric married Catherine Cheney, a 2010 graduate of Yale. Mady graduated from Yale in 2011 after four standout seasons on the women's basketball team. She married Greg Moviel, a 2007 graduate of Vanderbilt University, in 2015. Mady is currently a registered nurse serving at Memorial Hospital in Colorado Springs.

CHRIS GOBRECHT YEAR-BY-YEAR COACHING RECORD

YEAR	SCHOOL	OVERALL	CONF. (PL.)	POSTSEASON
1979-80	Cal State Fullerton	7-23	2-10 (6th, WCAA)	
1980-81	Cal State Fullerton	10-20	2-10 (6th, WCAA)	
1981-82	Cal State Fullerton	18-12	3-9 (6th; WCAA)	
1982-83	Cal State Fullerton	13-15	3-11 (T6th; WCAA)	
1983-84	Cal State Fullerton	17-11	7-7 (4th; WCAA)	
1984-85	Cal State Fullerton	19-11	8-6 (5th; WCAA)	WNIT 1st Round
Total	Six Years	84-92 (.477)	25-33 (.321)	
1985-86	Washington	24-6	10-2 (1st; Pac-10)	NCAA 2nd Round
1986-87	Washington	23-7	14-4 (2nd; Pac-10)	NCAA 2nd Round
1987-88	Washington	25-5	16-2 (1st; Pac-10)	NCAA Reg. Semifinal
1988-89	Washington	23-10	15-3 (2nd; Pac-10)	NCAA 2nd Round
1989-90	Washington	28-3	17-1 (T1st; Pac-10)	NCAA Reg. Final
1990-91	Washington	24-5	15-3 (2nd; Pac-10)	NCAA Reg. Semifinal
1991-92	Washington	17-11	9-9 (6th; Pac-10)	
1992-93	Washington	17-12	11-7 (3rd; Pac-10)	NCAA 2nd Round
1993-94	Washington	21-8	12-6 (4th; Pac-10)	NCAA 2nd Round
1994-95	Washington	25-9	13-5 (2nd; Pac-10)	NCAA Reg. Semifinal
1995-96	Washington	16-13	10-8 (T3rd; Pac-10)	
Total	11 years	243-89 (.732)	142-50 (.740)	
1996-97	Florida State	5-22	0-16 (9th; ACC)	
Total	One year	5-22 (.185)	0-16 (.000)	
1997-98	USC	12-15	7-11 (6th; Pac-10)	
1998-99	USC	7-20	3-15 (T9th; Pac-10)	
1999-00	USC	16-14	10-8 (5th; Pac-10)	WNIT 2nd Round
2000-01	USC	13-15	8-10 (T6th; Pac-10)	
2011-02	USC	16-14	11-7 (T4th; Pac-10)	WNIT 2nd Round
2002-03	USC	14-17	8-10 (T5th; Pac-10)	
2003-04	USC	15-13	11-7 (T3rd; Pac-10)	
Total	Seven years	93-108 (.463)	58-68 (.460)	
2005-06	Yale	3-24	2-12 (T7th; Ivy)	
2006-07	Yale	12-16	5-9 (6th; Ivy)	
2007-08	Yale	9-18	7-7 (T4th; Ivy)	
2008-09	Yale	11-17	4-10 (7th; Ivy)	
2009-10	Yale	13-15	8-6 (4th; Ivy)	
2010-11	Yale	14-15	10-4 (T2nd; Ivy)	WNIT 1st Round
2011-12	Yale	16-12	8-6 (3rd; Ivy)	
2012-13	Yale	13-15	8-6 (4th; Ivy)	
2013-14	Yale	13-15	7-7 (4th; Ivy)	
2014-15	Yale	13-15	7-7 (T3rd; Ivy)	
Total	10 years	117-162 (.477)	66-74 (.471)	
2015-16	Air Force	1-29	1-18	
2016-17	Air Force	4-25	2-16	
2017-18	Air Force	6-25	5-13	
Total	Three years	11-79 (.122)	8-47 (.145)	
Career	37 years	553-552 (.500)	294-296 (.498)	

CHRIS GOBRECHT VS. MOUNTAIN WEST OPPONENTS

MOUNTAIN WEST OPPONENTS	H	A	N	TOTAL
Boise State	4-1	2-6	1-1	7-8
Colorado State	4-4	1-3	1-0	6-7
Fresno State	1-3	2-3	0-0	3-6
Nevada	2-2	0-3	0-0	3-4
New Mexico	1-2	0-6	0-0	1-8
San Diego State	4-5	3-8	0-0	7-13
San José State	2-3	2-4	2-0	6-7
UNLV	0-3	0-5	1-3	1-11
Utah State	2-2	0-3	1-1	3-6
Wyoming	1-1	0-3	1-0	2-4

AIR FORCE NOTABLES IN THE WIN AGAINST ARMY:

- Air Force outscored Army, 19-6, in the fourth quarter to surge past the Black Knights at home. The win marked the Falcons first against Army since beating them at home in 2007.
- The last time Air Force beat Army by more than 11 points was in Dec., 2005, at USAFA (73-61)
- Air Force freshmen combined for 45 points-- Air Force underclassmen (Fr.-So.) combined for 64 points.
- Briana Autrey and Riley Snyder recorded season-high scoring marks
- Venessannah Itugbu, who walked on as a freshman, is the first Air Force senior to enjoy a win over Army in over a decade

CHRIS GOBRECHT FILE

Hometown: Toledo, Ohio

High School: Huntington Beach (Calif.)

Education: USC, 1977

Bachelor's Degree in Public Affairs

Playing Career: USC, 1974-76

Family:

Husband, Bob

Son, Capt. Eric Gobrecht

USAFA graduate and C-5M Pilot.

Daughter, Madeline

Played for mother at Yale and is currently a nurse in Colorado Springs.

Years Coaching: 39th season

Career Record: 561-565 (.498)

Coaching Career

Santa Fe Springs HS (1978) 20-4

Pasedena City College (1979) 25-5

Cal State Fullerton (1979-85) 84-92

Washington (1986-96) 243-89

Florida State (1996-97) 5-22

USC (1997-05) 93-108

Yale (2005-15) 117-162

Air Force (2015-) 19-92

Accolades:

Two-time Pac 10 Coach of the Year

Winningest coach at Washington and Yale

Assistant, USA Basketball 1990

Pac 10 Titles 3

NCAA Appearances 9

20 win seasons 8

Players coached in WNBA and ABL 6

PLAYER PROFILES



HALEY JONES
GUARD

#0

6-0 | Freshman
Torrance, CA
Torrance

HIGH SCHOOL: Four letters in basketball and track and one letter in cross country ... played for coach Riki Murakami at West Torrance HS ... 1,150 career points and 880 career rebounds ... Pioneer League MVP ... All-Area Player of the Year ... CIF Div. I Player of the Year ... West Torrance HS Athlete of the Year ... Cal High Sports All-State team ... Max Preps All-State team ... CIF Div. I champion ... CIF finalist in track for the 4x400 relay ... CIF finalist in cross country ... CIF finalist in shotput and discus.

SEASON/CAREER HIGHS

Points	Season: 13, 4x Career: Same
FG%	Season: 1.000, vs. FDU, (6-6), 11/16/18 Career: Same
3FG	Season: 2, vs. George Mason, 11/9/18 Career: Same
3FG%	Season: 1.000, at Army, 11/21/18 (1-1) Career: Same
REB	Season: 12, Utah State, 1/5/19 Career: Same
ASST	Season: 3, 2x Career: Same
BLKS	Season: 1, 6x Career: Same
STLS	Season: 7, at UNLV, 1/16/19 Career: Same
FTs	Season: 5, at New Mexico, 1/2/19 Career: Same
MINS	Season: 32, vs. San Diego State, 1/30/19 Career: Same

2018-19 Air Force Women's Basketball
Air Force Individual Game-by-Game (as of Feb 03, 2019)
All games

#00 JONES, Haley

Opponent	Date	gs	min	Total		3-Pointers		Free throws		Rebounds				pf	a	t/o	blk	stl	pts	avg	
				fg-fga	pct	3fg-fga	pct	ft-fa	pct	off	def	tot	avg								
WESTERN COLORADO	11/06/18		12	1-3	.333	0-0	.000	1-4	.250	3	1	4	4.0	4	0	2	1	1	3	3.0	
GEORGE MASON	11/09/18		19	3-6	.500	2-3	.667	2-4	.500	2	2	4	4.0	1	0	0	1	0	10	6.5	
at Denver	11/11/18		20	1-4	.250	0-1	.000	3-6	.500	4	3	7	5.0	3	0	1	0	1	5	6.0	
FAIRLEIGH DICKINSON	11/16/18		16	6-6	1.000	0-0	.000	1-1	1.000	2	5	7	5.5	0	1	0	0	2	13	7.8	
at Army	11/21/18		23	2-8	.250	1-1	1.000	1-1	1.000	2	2	4	5.2	3	0	0	1	0	6	7.4	
at Northeastern	11/24/18		13	2-5	.400	0-1	.000	0-0	.000	3	1	4	5.0	3	0	1	0	1	4	6.8	
NORTHERN COLORADO	11/28/18		17	0-4	.000	0-1	.000	1-2	.500	4	1	5	5.0	2	2	3	0	0	1	6.0	
at Minnesota	12/02/18		30	1-13	.077	0-2	.000	3-5	.600	5	3	8	5.4	3	0	1	0	4	5	5.9	
NAVY	12/07/18		8	1-1	1.000	0-0	.000	1-4	.250	0	1	1	4.9	1	1	1	1	1	3	5.6	
at Portland	12/18/18	*	21	2-6	.333	0-1	.000	0-0	.000	1	4	5	4.9	2	0	0	0	2	4	5.4	
at Oregon	12/20/18	*	25	3-10	.300	1-2	.500	1-2	.500	4	3	7	5.1	2	1	0	0	1	8	5.6	
at New Mexico	01/02/19	*	30	4-10	.400	0-1	.000	5-7	.714	5	4	9	5.4	3	0	3	0	2	13	6.3	
UTAH STATE	01/05/19	*	27	2-8	.250	0-2	.000	2-5	.400	6	6	12	5.9	2	0	1	0	2	6	6.2	
COLORADO STATE	01/09/19	*	19	2-4	.500	0-0	.000	0-0	.000	1	2	3	5.7	1	2	2	1	2	4	6.1	
at San Diego State	01/12/19	*	21	1-6	.167	0-0	.000	0-0	.000	1	3	4	5.6	0	3	3	1	0	2	5.8	
at UNLV	01/16/19	*	31	5-11	.455	0-3	.000	3-3	1.000	1	2	3	5.4	4	0	2	0	7	13	6.3	
NEVADA	01/19/19	*	24	1-4	.250	0-0	.000	0-0	.000	1	2	3	5.3	4	0	0	0	1	2	6.0	
at Boise St.	01/23/19		20	2-7	.286	0-1	.000	1-2	.500	2	1	3	5.2	1	0	2	0	0	5	5.9	
SAN JOSE STATE	01/26/19	*	29	5-9	.556	0-0	.000	3-6	.500	3	7	10	5.4	1	3	1	0	4	13	6.3	
SAN DIEGO STATE	01/30/19	*	32	5-6	.833	0-1	.000	2-2	1.000	2	3	5	5.4	2	1	2	1	1	12	6.6	
at Colorado State	2/2/19	*	24	0-4	.000	0-1	.000	2-2	1.000	0	1	1	5.2	5	2	2	0	1	2	6.4	
Totals			11	461	49-135	.363	4-21	.190	32-56	.571	52	57	109	5.2	47	16	27	7	33	134	6.4

Games played: 21
Minutes/game: 22.0
Points/game: 6.4
FG Pct: 36.3
3FG Pct: 19.0
FT Pct: 57.1

Rebounds/game: 5.2
Assists/game: 0.8
Turnovers/game: 1.3
Assist/turnover ratio: 0.6
Steals/game: 1.6
Blocks/game: 0.3

PLAYER PROFILES



BRIANA AUTREY
GUARD

#1

5-5 | Freshman
Suffolk, VA
Nansemond River

HIGH SCHOOL: Four letters in basketball, three letters in volleyball and one letter in track at Nansemond River HS ... played for coach Robert Calvin Mason ... first female at her school to score 1,000 points as a junior ... most points, steals and rebounds, fourth in rebounds ... first-team all-conference ... first-team all-region ... first-team All-757 ... second-team All-Tidewater ... first-team all-district ... her jersey was retired by her high school ... A-B Honor Roll ... National Honor Society .. Class Treasurer ... FBLA member.

SEASON/CAREER HIGHS

Points	Season: 24, at Army, 11/21/18 Career: Same
FG%	Season: .667, at Army, 11/21/18 Career: Same
3FG	Season: 2, vs San Jose State, 1/23/19 Career: Same
3FG%	Season: 1.000, vs. SDSU, 1/30/19 (1-1) Career: Same
REB	Season: 6, at Army, 11/21/18 Career: Same
ASST	Season: 5, vs. George Mason, 11/9/18 Career: Same
BLKS	Season: 2, at Army, 11/21/18 Career: Same
STLS	Season: 6, vs. George Mason, 11/9/18 Career: Same
FTs	Season: 8, at Army, 11/21/18, (8-9) Career: Same
MINS	Season: 30, at Boise State, 1/23/19 Career: Same

2018-19 Air Force Women's Basketball Air Force Individual Game-by-Game (as of Feb 03, 2019) All games

#01 AUTREY, Briana

Opponent	Date	gs	min	Total		3-Pointers		Free throws		Rebounds				pf	a	t/o	blk	stl	pts	avg
				fg-fga	pct	3fg-fga	pct	ft-fa	pct	off	def	tot	avg							
WESTERN COLORADO	11/06/18		16	1-4	.250	0-2	.000	5-6	.833	1	0	1	1.0	3	1	3	0	2	7	7.0
GEORGE MASON	11/09/18		26	6-12	.500	1-3	.333	6-6	1.000	0	0	0	0.5	5	5	3	0	6	19	13.0
at Denver	11/11/18		14	2-4	.500	0-1	.000	5-8	.625	1	2	3	1.3	2	0	4	0	1	9	11.7
FAIRLEIGH DICKINSON	11/16/18		18	1-3	.333	0-1	.000	2-4	.500	1	2	3	1.8	1	4	4	0	2	4	9.8
at Army	11/21/18		27	8-12	.667	0-1	.000	8-9	.889	0	6	6	2.6	3	2	5	2	2	24	12.6
at Northeastern	11/24/18		22	2-3	.667	1-1	1.000	2-4	.500	0	0	0	2.2	4	3	6	0	2	7	11.7
NORTHERN COLORADO	11/28/18		23	6-11	.545	1-2	.500	7-11	.636	0	3	3	2.3	1	2	3	0	4	20	12.9
at Minnesota	12/02/18		22	6-14	.429	1-3	.333	0-0	.000	0	5	5	2.6	3	2	4	0	0	13	12.9
NAVY	12/07/18		26	2-9	.222	0-3	.000	3-4	.750	1	3	4	2.8	3	0	11	0	1	7	12.2
at Portland	12/18/18		14	3-4	.750	1-1	1.000	0-0	.000	0	2	2	2.7	3	1	6	0	0	7	11.7
at Oregon	12/20/18		21	2-9	.222	1-6	.167	0-1	.000	1	3	4	2.8	0	0	4	0	0	5	11.1
at New Mexico	01/02/19		21	2-5	.400	0-1	.000	1-4	.250	0	2	2	2.8	3	1	6	0	0	5	10.6
UTAH STATE	01/05/19		19	1-7	.143	0-1	.000	1-2	.500	0	1	1	2.6	3	2	2	0	2	3	10.0
COLORADO STATE	01/09/19		15	1-6	.167	0-2	.000	0-0	.000	0	0	0	2.4	2	2	2	0	1	2	9.4
at San Diego State	01/12/19		9	2-4	.500	0-0	.000	3-4	.750	0	0	0	2.3	5	1	2	0	1	7	9.3
at UNLV	01/16/19		17	2-5	.400	0-1	.000	4-6	.667	1	1	2	2.3	2	3	4	0	1	8	9.2
NEVADA	01/19/19	*	29	4-12	.333	0-1	.000	6-6	1.000	1	0	1	2.2	2	4	3	0	1	14	9.5
at Boise St.	01/23/19	*	30	4-10	.400	0-0	.000	3-3	1.000	0	1	1	2.1	4	2	7	0	1	11	9.6
SAN JOSE STATE	01/26/19	*	29	4-10	.400	2-4	.500	3-4	.750	2	3	5	2.3	0	1	4	0	3	13	9.7
SAN DIEGO STATE	01/30/19	*	25	3-6	.500	1-1	1.000	1-2	.500	2	1	3	2.3	3	3	6	0	3	8	9.7
at Colorado State	2/2/19	*	29	3-12	.250	0-3	.000	0-0	.000	2	0	2	2.3	3	2	3	0	2	6	9.5
Totals		5	452	65-162	.401	9-38	.237	60-84	.714	13	35	48	2.3	55	41	92	2	35	199	9.5

Games played: 21
Minutes/game: 21.5
Points/game: 9.5
FG Pct: 40.1
3FG Pct: 23.7
FT Pct: 71.4

Rebounds/game: 2.3
Assists/game: 2.0
Turnovers/game: 4.4
Assist/turnover ratio: 0.4
Steals/game: 1.7
Blocks/game: 0.1

PLAYER PROFILES



AUDREY GADISON
GUARD

#2

5-7 | Freshman
Blaine, MN
St. Croix Lutheran Academy

HIGH SCHOOL: Four letters in basketball and track at St. Croix Lutheran Academy ... played for coach Dave Mielke ... four-time Tri-Metro first-team all-conference ... 1,000 Point Club as a junior ... Rookie of the Year ... member of four-time conference championship team ... three-time MVP ... Basketball Elite 50 underclassman ... two-time team captain ... 2018 Miss Minnesota Basketball Nominee ... 2018 class 3AAA honorable mention all-state ... four-time All-A Honor Roll ... three-time Minnesota Track and Field Academic All-State ... three academic letters ... Minnesota Academic All-State in basketball ... two-time Tri-Metro Honorable Mention Track and Field.

SEASON/CAREER HIGHS

Points	Season: Career:
FG%	Season: Career:
3FG	Season: Career:
3FG%	Season: Career:
REB	Season: Career:
ASST	Season: Career:
BLKS	Season: Career:
STLS	Season: Career:
FTs	Season: Career:
MINs	Season: Career:

2018-19 Air Force Women's Basketball
Air Force Individual Game-by-Game (as of Feb 03, 2019)
All games

#02 GADISON, Audrey

Opponent	Date	gs	min	Total		3-Pointers		Free throws		Rebounds				pf	a	t/o	blk	stl	pts	avg
				fg-fga	pct	3fg-fga	pct	ft-fta	pct	off	def	tot	avg							
WESTERN COLORADO	11/06/18		6	0-2	.000	0-1	.000	0-0	.000	0	1	1	1.0	1	0	0	0	1	0	0.0
GEORGE MASON	11/09/18		2	0-0	.000	0-0	.000	0-0	.000	0	0	0	0.5	1	0	0	0	0	0	0.0
at Denver	11/11/18		8	0-0	.000	0-0	.000	0-0	.000	1	0	1	0.7	2	0	0	0	1	0	0.0
FAIRLEIGH DICKINSON	11/16/18		8	1-2	.500	0-1	.000	0-0	.000	0	0	0	0.5	0	0	0	0	0	2	0.5
at Army	11/21/18		dnp	-	-	-	-	-	-	-	-	-	-	-	-	-	-	-	-	-
at Northeastern	11/24/18		dnp	-	-	-	-	-	-	-	-	-	-	-	-	-	-	-	-	-
NORTHERN COLORADO	11/28/18		4	0-2	.000	0-0	.000	0-0	.000	0	0	0	0.4	0	0	0	0	1	0	0.4
at Minnesota	12/02/18		8	1-1	1.000	1-1	1.000	0-0	.000	0	0	0	0.3	0	0	0	0	0	3	0.8
NAVY	12/07/18		7	0-1	.000	0-1	.000	0-0	.000	1	1	2	0.6	0	0	0	0	1	0	0.7
UTAH STATE	01/05/19		dnp	-	-	-	-	-	-	-	-	-	-	-	-	-	-	-	-	-
COLORADO STATE	01/09/19		dnp	-	-	-	-	-	-	-	-	-	-	-	-	-	-	-	-	-
NEVADA	01/19/19		dnp	-	-	-	-	-	-	-	-	-	-	-	-	-	-	-	-	-
SAN JOSE STATE	01/26/19		dnp	-	-	-	-	-	-	-	-	-	-	-	-	-	-	-	-	-
SAN DIEGO STATE	01/30/19		dnp	-	-	-	-	-	-	-	-	-	-	-	-	-	-	-	-	-
at Colorado State	2/2/19		dnp	-	-	-	-	-	-	-	-	-	-	-	-	-	-	-	-	-
Totals		0	43	2-8	.250	1-4	.250	0-0	.000	2	2	4	0.6	4	0	0	0	4	5	0.7

Games played: 7
Minutes/game: 6.1
Points/game: 0.7
FG Pct: 25.0
3FG Pct: 25.0

Rebounds/game: 0.6
Steals/game: 0.6

PLAYER PROFILES



CIERRA WINTERS
GUARD

#3

5-7 | Freshman
El Paso, TX
Franklin / USAFA Prep

2017-18: Attended the USAFA Prep School where she played basketball ... earned Outstanding Female Athlete Award ... Black Rope.

HIGH SCHOOL: Four letters in basketball at Franklin HS ... played for coach Marlee Webb ... two-time first-team all-district ... two-time all-city ... City Defensive MVP ... 2016 USA Basketball 3x3 bronze medalist ... 2016 USA Basketball 3x3 Skills MVP ... two-time second-team all-district ... AAU team MVP ... competed at the U.S. Olympic Training Center ... helped her high school win a regional game, propelling the program to its furthest game in the tournament ... academic all-state ... Top-7% in graduating class.

SEASON/CAREER HIGHS

Points	Season: 9, vs. FDU, 11/16/18 Career: Same
FG%	Season: .600, vs. FDU, (3-5), 11/16/18 Career: Same
3FG	Season: 2, vs. FDU, (2-2), 11/16/18 Career: Same
3FG%	Season: 1.000, vs. FDU, (2-2), 11/16/18 Career: Same
REB	Season: Career:
ASST	Season: Career:
BLKS	Season: Career:
STLS	Season: 3, vs. FDU, 11/16/18 Career: Same
FTs	Season: Career:
MINS	Season: 14, vs. FDU, 11/16/18 Career: Same

2018-19 Air Force Women's Basketball Air Force Individual Game-by-Game (as of Feb 03, 2019) All games

#03 WINTERS, Cierra

Opponent	Date	gs	min	Total		3-Pointers		Free throws		Rebounds				pf	a	t/o	blk	stl	pts	avg
				fg-fga	pct	3fg-fga	pct	ft-fa	pct	off	def	tot	avg							
WESTERN COLORADO	11/06/18		dnp	-	-	-	-	-	-	-	-	-	-	-	-	-	-	-	-	
GEORGE MASON	11/09/18		dnp	-	-	-	-	-	-	-	-	-	-	-	-	-	-	-	-	
at Denver	11/11/18	2		1-2	.500	0-0	.000	0-0	.000	0	0	0	0.0	1	0	0	0	2	2.0	
FAIRLEIGH DICKINSON	11/16/18	14		3-5	.600	2-2	1.000	1-2	.500	1	2	3	1.5	1	1	0	0	9	5.5	
at Army	11/21/18		dnp	-	-	-	-	-	-	-	-	-	-	-	-	-	-	-	-	
at Northeastern	11/24/18		dnp	-	-	-	-	-	-	-	-	-	-	-	-	-	-	-	-	
NORTHERN COLORADO	11/28/18		dnp	-	-	-	-	-	-	-	-	-	-	-	-	-	-	-	-	
at Minnesota	12/02/18	3		0-1	.000	0-1	.000	0-0	.000	0	0	0	1.0	1	0	0	0	0	3.7	
NAVY	12/07/18		dnp	-	-	-	-	-	-	-	-	-	-	-	-	-	-	-	-	
at Portland	12/18/18	1		0-1	.000	0-1	.000	0-2	.000	0	0	0	0.8	0	0	0	0	0	2.8	
UTAH STATE	01/05/19		dnp	-	-	-	-	-	-	-	-	-	-	-	-	-	-	-	-	
COLORADO STATE	01/09/19		dnp	-	-	-	-	-	-	-	-	-	-	-	-	-	-	-	-	
at San Diego State	01/12/19		dnp	-	-	-	-	-	-	-	-	-	-	-	-	-	-	-	-	
at UNLV	01/16/19	2		0-0	.000	0-0	.000	0-0	.000	0	0	0	0.6	1	0	1	0	1	2.2	
NEVADA	01/19/19		dnp	-	-	-	-	-	-	-	-	-	-	-	-	-	-	-	-	
SAN JOSE STATE	01/26/19		dnp	-	-	-	-	-	-	-	-	-	-	-	-	-	-	-	-	
SAN DIEGO STATE	01/30/19		dnp	-	-	-	-	-	-	-	-	-	-	-	-	-	-	-	-	
at Colorado State	2/2/19		dnp	-	-	-	-	-	-	-	-	-	-	-	-	-	-	-	-	
Totals		0	22	4-9	.444	2-4	.500	1-4	.250	1	2	3	0.6	4	1	1	0	11	2.2	

Games played: 5
Minutes/game: 4.4
Points/game: 2.2
FG Pct: 44.4
3FG Pct: 50.0
FT Pct: 25.0

Rebounds/game: 0.6
Assists/game: 0.2
Turnovers/game: 0.2
Assist/turnover ratio: 1.0
Steals/game: 0.8

PLAYER PROFILES



KENNEDY BEALE
GUARD

#5

5-6 | Sophomore
Norfolk, VA
Cape Henry Collegeiate

2017-18 (Freshman):

- Played in 13 games as a backup point guard.
- Averaged 0.7 ppg in 6.0 minutes per game.
- Came on late in the season playing in eight of final 12 games.
- Career-high seven points, three rebounds and two steals against San José State.

SEASON/CAREER HIGHS

Points	Season: Career: 7, vs. San Jose State, 3/12/18
FG%	Season: Career:
3FG	Season: Career:
3FG%	Season: Career:
REB	Season: Career: 3, 2x
ASST	Season: Career:
BLKS	Season: Career:
STLS	Season: Career: 2, vs. San Jose State, 3/12/18
FTs	Season: Career:
MINS	Season: Career: 20, vs. San Jose State, 3/12/18

2018-19 Air Force Women's Basketball Air Force Individual Game-by-Game (as of Feb 03, 2019) All games

#05 BEALE, Kennedy

Opponent	Date	gs	min	Total		3-Pointers		Free throws		Rebounds				pf	a	t/o	blk	stl	pts	avg
				fg-fga	pct	3fg-fga	pct	ft-fa	pct	off	def	tot	avg							
WESTERN COLORADO	11/06/18	dnp		-	-	-	-	-	-	-	-	-	-	-	-	-	-	-	-	-
GEORGE MASON	11/09/18	dnp		-	-	-	-	-	-	-	-	-	-	-	-	-	-	-	-	-
at Denver	11/11/18	dnp		-	-	-	-	-	-	-	-	-	-	-	-	-	-	-	-	-
FAIRLEIGH DICKINSON	11/16/18	dnp		-	-	-	-	-	-	-	-	-	-	-	-	-	-	-	-	-
at Army	11/21/18	dnp		-	-	-	-	-	-	-	-	-	-	-	-	-	-	-	-	-
at Northeastern	11/24/18	dnp		-	-	-	-	-	-	-	-	-	-	-	-	-	-	-	-	-
NORTHERN COLORADO	11/28/18	dnp		-	-	-	-	-	-	-	-	-	-	-	-	-	-	-	-	-
NAVY	12/07/18	dnp		-	-	-	-	-	-	-	-	-	-	-	-	-	-	-	-	-
at Oregon	12/20/18	1		0-1	.000	0-1	.000	0-0	.000	0	0	0	0.0	0	0	0	0	0	0	0.0
at New Mexico	01/02/19	3		1-1	1.000	0-0	.000	0-0	.000	0	1	1	0.5	2	0	2	0	1	2	1.0
UTAH STATE	01/05/19	dnp		-	-	-	-	-	-	-	-	-	-	-	-	-	-	-	-	-
COLORADO STATE	01/09/19	dnp		-	-	-	-	-	-	-	-	-	-	-	-	-	-	-	-	-
at San Diego State	01/12/19	dnp		-	-	-	-	-	-	-	-	-	-	-	-	-	-	-	-	-
NEVADA	01/19/19	dnp		-	-	-	-	-	-	-	-	-	-	-	-	-	-	-	-	-
at Boise St.	01/23/19	2		0-0	.000	0-0	.000	0-0	.000	0	0	0	0.3	2	1	0	0	0	0	0.7
SAN JOSE STATE	01/26/19	dnp		-	-	-	-	-	-	-	-	-	-	-	-	-	-	-	-	-
SAN DIEGO STATE	01/30/19	0		0-0	.000	0-0	.000	0-0	.000	0	0	0	0.3	0	0	0	0	0	0	0.5
at Colorado State	2/2/19	dnp		-	-	-	-	-	-	-	-	-	-	-	-	-	-	-	-	-
Totals		0	6	1-2	.500	0-1	.000	0-0	.000	0	1	1	0.3	4	1	2	0	1	2	0.5

Games played: 4
Minutes/game: 1.5
Points/game: 0.5
FG Pct: 50.0
3FG Pct: 0.0

Rebounds/game: 0.3
Assists/game: 0.3
Turnovers/game: 0.5
Assist/turnover ratio: 0.5
Steals/game: 0.3

PLAYER PROFILES



VENESSANNAH ITUGBU
GUARD

#10 C

5-9 | Senior
Colorado Springs, CO
Mesa Ridge

2017-18 (Junior):

- Appeared in 28 games, making 13 starts.
- Averaged 2.0 ppg and 2.4 rpg in 18.4 minutes per game.
- One of Air Force's top defensive stoppers, ranking second on team with 23 blocks.
- Career-high eight points to go with six rebounds and three blocks vs. Boise State.
- Seven points and seven rebounds against Utah State.
- Three steals and four blocks in win over Utah State at MW Tourney.
- Had seven multi-block games.

2016-17 (Sophomore):

- Played in all 29 games, making 21 starts.
- Averaged 2.1 points and 2.9 rebounds per game.
- Averaged 19.2 minutes per game.
- Career-high 33 minutes vs. Nevada and Utah State.
- Tied career-high with three steals vs. Weber State.
- Six points on 3-of-3 shooting at Army West Point.
- Started eight consecutive games to end the season.

2015-16 (Freshman):

- Appeared in 26 games, making 13 starts.
- Averaged 2.2 points and 3.0 rebounds per game.
- Averaged 16.0 minutes per game.
- Earned team Defensive MVP Award at postseason team banquet.
- Second on team with 20 steals.
- Fifth on the team in rebounds and fourth in blocked shots.
- Led team in rebounding six times.
- Scored career-high seven points at UNLV.
- Grabbed career-high 10 rebounds at Boise State.
- Played career-high 32 minutes at Boise State.

SEASON/CAREER HIGHS

Points	Season: 6, vs. FDU, 11/16/18 Career: 8, vs. Boise State, 1/27/18
FG%	Season: 1.000, at Minnesota, 12/2/18 (1-1) Career: 1.000, vs. Utah State, 3/5/18 (2-2)
3FG	Season: Career: 1, vs. Wyoming, 2/27/18
3FG%	Season: Career: 1.000, vs. Wyoming, 2/27/18 (1-1)
REB	Season: 8, at Army, 11/21/18 Career: 10, at Boise State, 2/6/16
ASST	Season: 2, 3x Career: 4, 3x
BLKS	Season: 3, 4x Career: 4, vs. Utah State, 3/5/18
STLS	Season: 2, 2x Career: 3, 5x
FTs	Season: 4, at Denver, 11/11/18, (4-4) Career: 6, at Boise State, 1/27/18, (6-8)
MINs	Season: 31, vs Utah State, 1/5/19 Career: 34, 2x

2018-19 Air Force Women's Basketball Air Force Individual Game-by-Game (as of Feb 03, 2019) All games

#10 ITUGBU, Venessannah

Opponent	Date	gs	min	Total		3-Pointers		Free throws		Rebounds				pf	a	t/o	blk	stl	pts	avg
				fg-fga	pct	3fg-fga	pct	ft-fa	pct	off	def	tot	avg							
WESTERN COLORADO	11/06/18		10	0-1	.000	0-0	.000	0-0	.000	0	0	0	0.0	2	0	1	1	1	0	0.0
GEORGE MASON	11/09/18		6	0-0	.000	0-0	.000	2-4	.500	0	2	2	1.0	4	0	0	0	0	2	1.0
at Denver	11/11/18		14	0-0	.000	0-0	.000	4-4	1.000	3	2	5	2.3	2	1	0	0	2	4	2.0
FAIRLEIGH DICKINSON	11/16/18	*	13	2-4	.500	0-0	.000	2-2	1.000	1	2	3	2.5	4	0	1	0	1	6	3.0
at Army	11/21/18	*	28	0-1	.000	0-0	.000	3-6	.500	1	7	8	3.6	4	0	0	1	0	3	3.0
at Northeastern	11/24/18	*	29	0-1	.000	0-0	.000	1-2	.500	4	1	5	3.8	1	1	2	3	4	1	2.7
NORTHERN COLORADO	11/28/18	*	27	0-0	.000	0-0	.000	0-0	.000	5	1	6	4.1	2	0	0	0	2	0	2.3
at Minnesota	12/02/18	*	17	1-1	1.000	0-0	.000	0-0	.000	1	2	3	4.0	4	1	0	0	4	2	2.3
NAVY	12/07/18	*	27	1-5	.200	0-0	.000	2-2	1.000	0	3	3	3.9	1	0	3	1	2	4	2.4
at Portland	12/18/18	*	27	3-7	.429	0-0	.000	0-0	.000	4	1	5	4.0	2	1	4	0	2	6	2.8
at Oregon	12/20/18		22	0-4	.000	0-0	.000	2-2	1.000	1	0	1	3.7	3	2	0	0	1	2	2.7
at New Mexico	01/02/19		24	1-4	.250	0-1	.000	0-0	.000	1	4	5	3.8	5	2	1	3	2	2	2.7
UTAH STATE	01/05/19	*	31	0-4	.000	0-0	.000	1-2	.500	3	3	6	4.0	2	0	1	3	1	1	2.5
COLORADO STATE	01/09/19		17	2-4	.500	0-0	.000	0-0	.000	1	2	3	3.9	1	2	1	1	1	4	2.6
at San Diego State	01/12/19		16	0-1	.000	0-0	.000	2-2	1.000	1	2	3	3.9	4	0	0	0	1	2	2.6
at UNLV	01/16/19		1	0-0	.000	0-0	.000	0-0	.000	0	0	0	3.6	1	0	1	0	0	0	2.4
NEVADA	01/19/19		11	0-1	.000	0-0	.000	0-0	.000	0	0	0	3.4	1	0	1	1	1	0	2.3
at Boise St.	01/23/19		13	0-0	.000	0-0	.000	0-0	.000	1	1	2	3.3	1	0	0	1	2	0	2.2
SAN JOSE STATE	01/26/19		11	0-1	.000	0-0	.000	0-0	.000	2	0	2	3.3	4	0	0	0	0	0	2.1
SAN DIEGO STATE	01/30/19		1	0-1	.000	0-0	.000	0-0	.000	0	0	0	3.1	2	0	0	0	0	0	2.0
at Colorado State	2/2/19		27	0-0	.000	0-0	.000	0-0	.000	3	2	5	3.2	4	0	2	3	2	0	1.9
Totals		8	372	10-40	.250	0-1	.000	19-26	.731	32	35	67	3.2	54	10	18	18	29	39	1.9

Games played: 21
Minutes/game: 17.7
Points/game: 1.9
FG Pct: 25.0
3FG Pct: 0.0
FT Pct: 73.1

Rebounds/game: 3.2
Assists/game: 0.5
Turnovers/game: 0.9
Assist/turnover ratio: 0.6
Steals/game: 1.4
Blocks/game: 0.9

PLAYER PROFILES



SARAH PIERCE
GUARD

#11

5-7 | Junior
Unionville, TN
Community

2017-18 (Sophomore):

- Re-injured knee against Weber State, missing remainder of the season.
- Appeared in 10 games, making one start.
- Averaged 4.6 ppg and 1.5 rpg in 12.2 minutes per game.
- Scored six points in season-opener vs. Denver, returning from knee injury.
- Tied career-high with 14 points against Army West Point.
- Made three three's against Colorado Christian, scoring 11 points.

2016-17 (Freshman):

- Suffered season-ending knee injury in second game of the season against Colorado.
- Led all Mountain West freshmen in scoring (11.0 ppg) at time of injury.
- Scored 14 points and had 7 rebounds at Colorado. Hit four three's.

SEASON/CAREER HIGHS

Points	Season: Career: 14, 3x
FG%	Season: Career:
3FG	Season: Career: 4, at Colorado, 11/13/16
3FG%	Season: Career:
REB	Season: Career: 7, at Colorado, 11/13/16
ASST	Season: Career: 3, vs. Army, 12/2/17
BLKS	Season: Career:
STLS	Season: Career: 2, 4x
FTs	Season: Career: 3, 5x
MINS	Season: Career: 28, at Colorado, 11/13/16

PLAYER PROFILES



JENNA ADAMS
CENTER

#12

6-1 | Freshman
Lebanon, OH
Bishop Fenwick

HIGH SCHOOL: Two letters in basketball, three letters in cross country and track, one letter in swimming at Bishop Fenwick HS ... played basketball for coach Nathan Dalton ... second-team all-conference in basketball and cross country ... first-team all-conference in track ... member of the first team to beat Archbishop Alter in program history ... Valedictorian ... National Honor Society.

SEASON/CAREER HIGHS

Points	Season: Career:
FG%	Season: Career:
3FG	Season: Career:
3FG%	Season: Career:
REB	Season: Career:
ASST	Season: Career:
BLKS	Season: Career:
STLS	Season: Career:
FTs	Season: Career:
MINs	Season: Career:

2018-19 Air Force Women's Basketball Air Force Individual Game-by-Game (as of Feb 03, 2019) All games

#12 ADAMS, Jenna

Opponent	Date	gs	min	Total		3-Pointers		Free throws		Rebounds				pf	a	t/o	blk	stl	pts	avg
				fg-fga	pct	3fg-fga	pct	ft-fta	pct	off	def	tot	avg							
WESTERN COLORADO	11/06/18		dnp	-	-	-	-	-	-	-	-	-	-	-	-	-	-	-	-	-
GEORGE MASON	11/09/18		dnp	-	-	-	-	-	-	-	-	-	-	-	-	-	-	-	-	-
at Denver	11/11/18		dnp	-	-	-	-	-	-	-	-	-	-	-	-	-	-	-	-	-
FAIRLEIGH DICKINSON	11/16/18		1	0-0	.000	0-0	.000	0-0	.000	0	1	1	1.0	0	0	0	0	0	0	0.0
at Army	11/21/18		dnp	-	-	-	-	-	-	-	-	-	-	-	-	-	-	-	-	-
at Northeastern	11/24/18		dnp	-	-	-	-	-	-	-	-	-	-	-	-	-	-	-	-	-
NORTHERN COLORADO	11/28/18		dnp	-	-	-	-	-	-	-	-	-	-	-	-	-	-	-	-	-
NAVY	12/07/18		dnp	-	-	-	-	-	-	-	-	-	-	-	-	-	-	-	-	-
UTAH STATE	01/05/19		dnp	-	-	-	-	-	-	-	-	-	-	-	-	-	-	-	-	-
COLORADO STATE	01/09/19		dnp	-	-	-	-	-	-	-	-	-	-	-	-	-	-	-	-	-
NEVADA	01/19/19		dnp	-	-	-	-	-	-	-	-	-	-	-	-	-	-	-	-	-
SAN JOSE STATE	01/26/19		dnp	-	-	-	-	-	-	-	-	-	-	-	-	-	-	-	-	-
SAN DIEGO STATE	01/30/19		dnp	-	-	-	-	-	-	-	-	-	-	-	-	-	-	-	-	-
at Colorado State	2/2/19		dnp	-	-	-	-	-	-	-	-	-	-	-	-	-	-	-	-	-
Totals		0	1	0-0	.000	0-0	.000	0-0	.000	0	1	1	1.0	0	0	0	0	0	0	0.0

Games played: 1
Minutes/game: 1.0

Rebounds/game: 1.0

PLAYER PROFILES



EMILY CONROE
GUARD

#13

5-10 | Sophomore
Fredericksburg, VA
FHSAA

2017-18 (Freshman):

- 2017-18 Mountain West All-Freshman Team
- Appeared in 31 games, making 27 starts.
- Second on team and second among Mountain West freshmen in scoring, averaging 11.3 ppg.
- 350 points is second most ever by a freshman in Div. I era at AF.
- Second on team with 41 three-pointers.
- Led team with 81.0 free throw percentage.
- Career-high 23 points at Utah State.
- 21 points vs. Utah Valley.
- Air Force Div. I Era Top 10 in: (Scoring, PPG, FG's made, FG's attempted, three's made and attempted, free throws made, free throw percentage, rebounds, steals and blocks).
- 154 rebounds is second among freshmen at Div. I era.

SEASON/CAREER HIGHS

Points	Season: 22, vs. Colorado State, 1/9/19 Career: 23, at Utah State, 2/24/18
FG%	Season: .750, at New Mexico, 1/2/19 Career: .750, 2x
3FG	Season: 3, vs Colorado State, 1/9/19 Career: 5, at Utah State, 2/24/18
3FG%	Season: .429, vs. Colorado State, 1/9/19 (3-7) Career: 1.000, at Navy, 11/22/17, (3-3)
REB	Season: 13, vs San Diego State, 1/30/19 Career: Same
ASST	Season: 2, two times Career: 3, vs. UNLV, 2/14/18
BLKS	Season: 3, at San Diego State, 1/12/19 Career: Same
STLS	Season: 4, vs. Western Colorado, 11/6/18 Career: 4, 3x
FTs	Season: 5, 3x Career: 6, at Utah Valley, (6-6)
MINS	Season: 37, vs San Diego State, 1/30/19 Career: 37, at Utah State, 2/24/18

2018-19 Air Force Women's Basketball
Air Force Individual Game-by-Game (as of Feb 03, 2019)
All games

#13 CONROE, Emily

Opponent	Date	gs	min	Total		3-Pointers		Free throws		Rebounds				pf	a	t/o	blk	stl	pts	avg	
				fg-fga	pct	3fg-fga	pct	ft-fa	pct	off	def	tot	avg								
WESTERN COLORADO	11/06/18	*	26	2-7	.286	1-4	.250	2-2	1.000	1	4	5	5.0	3	1	5	0	4	7	7.0	
GEORGE MASON	11/09/18	*	32	3-10	.300	1-6	.167	0-2	.000	1	4	5	5.0	2	1	1	0	1	7	7.0	
at Denver	11/11/18	*	26	4-12	.333	2-5	.400	3-4	.750	2	4	6	5.3	2	0	3	0	1	13	9.0	
FAIRLEIGH DICKINSON	11/16/18		28	8-15	.533	0-2	.000	0-0	.000	2	5	7	5.8	0	1	2	1	3	16	10.8	
at Army	11/21/18	*	18	1-5	.200	0-2	.000	0-0	.000	0	2	2	5.0	4	0	2	0	3	2	9.0	
at Northeastern	11/24/18	*	35	6-13	.462	1-5	.200	0-0	.000	0	4	4	4.8	2	1	1	1	3	13	9.7	
NORTHERN COLORADO	11/28/18		31	4-13	.308	2-5	.400	5-6	.833	4	7	11	5.7	1	1	0	1	2	15	10.4	
at Minnesota	12/02/18	*	22	0-2	.000	0-1	.000	0-0	.000	0	1	1	5.1	3	1	2	0	0	0	9.1	
NAVY	12/07/18	*	22	1-7	.143	0-2	.000	0-0	.000	0	8	8	5.4	1	1	2	1	2	2	8.3	
at Portland	12/18/18		14	5-9	.556	0-2	.000	0-1	.000	2	4	6	5.5	2	1	1	2	0	10	8.5	
at Oregon	12/20/18		24	1-8	.125	1-3	.333	0-0	.000	0	3	3	5.3	1	1	0	0	0	3	8.0	
at New Mexico	01/02/19		28	6-8	.750	1-3	.333	2-5	.400	1	2	3	5.1	1	1	1	0	3	15	8.6	
UTAH STATE	01/05/19	*	23	4-9	.444	1-6	.167	0-0	.000	0	2	2	4.8	4	0	2	0	0	9	8.6	
COLORADO STATE	01/09/19	*	32	7-17	.412	3-7	.429	5-5	1.000	3	6	9	5.1	0	0	3	1	1	22	9.6	
at San Diego State	01/12/19	*	36	4-10	.400	1-3	.333	3-4	.750	1	3	4	5.1	1	0	0	3	2	12	9.7	
at UNLV	01/16/19		27	2-8	.250	2-6	.333	5-5	1.000	1	3	4	5.0	2	1	2	1	3	11	9.8	
NEVADA	01/19/19		30	4-9	.444	2-5	.400	5-5	1.000	0	6	6	5.1	4	1	1	2	2	15	10.1	
at Boise St.	01/23/19	*	16	3-5	.600	0-1	.000	0-2	.000	1	4	5	5.1	1	0	3	1	0	6	9.9	
SAN JOSE STATE	01/26/19		24	2-9	.222	1-4	.250	3-4	.750	1	9	10	5.3	1	2	0	0	0	8	9.8	
SAN DIEGO STATE	01/30/19	*	37	5-8	.625	1-2	.500	2-4	.500	4	9	13	5.7	1	2	3	2	2	13	10.0	
at Colorado State	2/2/19	*	24	1-5	.200	0-2	.000	0-0	.000	2	4	6	5.7	4	1	0	0	2	2	9.6	
Totals			13	555	73-189	.386	20-76	.263	35-49	.714	26	94	120	5.7	40	17	34	16	34	201	9.6

Games played: 21
Minutes/game: 26.4
Points/game: 9.6
FG Pct: 38.6
3FG Pct: 26.3
FT Pct: 71.4

Rebounds/game: 5.7
Assists/game: 0.8
Turnovers/game: 1.6
Assist/turnover ratio: 0.5
Steals/game: 1.6
Blocks/game: 0.8

PLAYER PROFILES



NOELLE TOMES
GUARD

#14

5-8 | Sophomore
Woodbury, MN
East Ridge

2017-18 (Freshman): Did not appear in any games.

HIGH SCHOOL: Lettered four years in basketball and soccer...all-state honorable mention as a junior and senior...three-time all-conference...school record-holder for three throws made, attempted and percentage...team most outstanding player award recipient...high school basketball coach was Glen Wurm...played club ball for 43 Hoops, coached by Ryan Martin.

SEASON/CAREER HIGHS

Points	Season: 9, at Colorado State, 2/2/19 Career: Same
FG%	Season: .667, vs. Western Colo, 11/6/18 (2-3) Career: Same
3FG	Season: 2, at Colorado State, 2/2/19 Career: Same
3FG%	Season: .667 (2-3), at Colorado State, 2/2/19 Career: Same
REB	Season: 3, vs. Navy, 12/7/18 Career: Same
ASST	Season: 3, vs San Jose State, 1/26/19 Career: Same
BLKS	Season: 1, at Boise State, 1/23/19 Career: Same
STLS	Season: 2, 2x Career: Same
FTs	Season: 4, twice Career: Same
MINs	Season: 23, at Boise State, 1/23/19 Career: Same

2018-19 Air Force Women's Basketball Air Force Individual Game-by-Game (as of Feb 03, 2019) All games

#14 TOMES, Noelle

Opponent	Date	gs	min	Total		3-Pointers		Free throws		Rebounds				pf	a	t/o	blk	stl	pts	avg
				fg-fga	pct	3fg-fga	pct	ft-fa	pct	off	def	tot	avg							
WESTERN COLORADO	11/06/18		16	2-3	.667	0-1	.000	1-5	.200	1	0	1	1.0	4	0	0	0	1	5	5.0
GEORGE MASON	11/09/18		17	1-5	.200	1-2	.500	0-0	.000	1	1	2	1.5	0	2	0	0	0	3	4.0
at Denver	11/11/18		12	0-3	.000	0-1	.000	2-2	1.000	0	1	1	1.3	0	0	1	0	0	2	3.3
FAIRLEIGH DICKINSON	11/16/18 *		21	3-8	.375	0-1	.000	2-3	.667	1	0	1	1.3	1	2	2	0	0	8	4.5
at Army	11/21/18		3	0-1	.000	0-0	.000	1-2	.500	1	0	1	1.2	0	0	0	0	0	1	3.8
at Northeastern	11/24/18		9	0-3	.000	0-2	.000	0-0	.000	0	0	0	1.0	0	1	2	0	1	0	3.2
NORTHERN COLORADO	11/28/18		4	0-1	.000	0-0	.000	0-0	.000	0	0	0	0.9	0	0	0	0	0	0	2.7
at Minnesota	12/02/18		11	0-2	.000	0-2	.000	0-0	.000	1	1	2	1.0	2	0	1	0	0	0	2.4
NAVY	12/07/18		17	0-2	.000	0-2	.000	4-4	1.000	2	1	3	1.2	1	0	1	0	0	4	2.6
at Portland	12/18/18		22	2-7	.286	1-2	.500	1-2	.500	0	1	1	1.2	1	0	0	0	1	6	2.9
at Oregon	12/20/18		11	0-2	.000	0-1	.000	0-0	.000	0	0	0	1.1	1	0	0	0	0	0	2.6
at New Mexico	01/02/19		6	0-0	.000	0-0	.000	0-0	.000	0	1	1	1.1	0	1	1	0	0	0	2.4
UTAH STATE	01/05/19		7	0-1	.000	0-0	.000	0-0	.000	0	0	0	1.0	1	0	0	0	0	0	2.2
COLORADO STATE	01/09/19		6	0-1	.000	0-1	.000	0-0	.000	1	0	1	1.0	0	0	1	0	1	0	2.1
at San Diego State	01/12/19		15	0-1	.000	0-0	.000	2-2	1.000	2	0	2	1.1	0	1	1	0	2	2	2.1
at UNLV	01/16/19		16	1-3	.333	1-3	.333	2-2	1.000	2	0	2	1.1	1	1	0	0	0	5	2.3
NEVADA	01/19/19		14	1-3	.333	1-1	1.000	1-2	.500	0	0	0	1.1	0	0	0	0	2	4	2.4
at Boise St.	01/23/19		23	2-5	.400	1-2	.500	1-2	.500	0	0	0	1.0	3	1	2	1	0	6	2.6
SAN JOSE STATE	01/26/19		12	0-0	.000	0-0	.000	0-0	.000	0	1	1	1.0	2	3	0	0	0	0	2.4
SAN DIEGO STATE	01/30/19		18	0-1	.000	0-1	.000	4-4	1.000	0	1	1	1.0	1	1	1	0	0	4	2.5
at Colorado State	2/2/19		23	3-5	.600	2-3	.667	1-2	.500	0	2	2	1.0	1	0	1	0	0	9	2.8
Totals		1	283	15-57	.263	7-25	.280	22-32	.688	12	10	22	1.0	19	13	14	1	8	59	2.8

Games played: 21
Minutes/game: 13.5
Points/game: 2.8
FG Pct: 26.3
3FG Pct: 28.0
FT Pct: 68.8

Rebounds/game: 1.0
Assists/game: 0.6
Turnovers/game: 0.7
Assist/turnover ratio: 0.9
Steals/game: 0.4
Blocks/game: 0.0

PLAYER PROFILES



TANISHA ELBOURNE
GUARD

#15

5-8 | Freshman
Honolulu, HI
Punahou School

HIGH SCHOOL: Four letters in basketball and one in track ... played for coach Shawna-Lei Kuehu at Punahou ... ranked 74th point guard in the nation by ESPN ... selected for John Lucas Top 160 camp ... led the Punhou team in PPG as a senior ... two-time all-state honorable mention ... selected for Mufi Hannemann All-Star Jamboree as a freshman, sophomore and junior ... selected to play in the Jeremy Robinson AllState Senior Classic ... played in the inaugural Hawaii High School Basketball Showcase ... top-10 in the state for three-pointers made ... National Honors Society ... AP Scholar ... Senator of the Student Body Council ... Scholar-Athlete Achievement Award ... graduated with honors.

SEASON/CAREER HIGHS

Points	Season: 7, at Denver, 11/11/18 Career: Same
FG%	Season: .750, at Portland, 12/18/18 (3-4) Career: Same
3FG	Season: Career:
3FG%	Season: Career:
REB	Season: 2, 2x Career: Same
ASST	Season: 4, vs. San Diego State, 1/30/19 Career: Same
BLKS	Season: Career:
STLS	Season: 4, at Denver, 11/11/18 Career: Same
FTs	Season: Career:
MINs	Season: 16 vs San Diego State, 1/30/19 Career: Same

2018-19 Air Force Women's Basketball
Air Force Individual Game-by-Game (as of Feb 03, 2019)
All games

#15 ELBOURNE, Tanisha

Opponent	Date	gs	min	Total		3-Pointers		Free throws		Rebounds											
				fg-fga	pct	3fg-fga	pct	ft-fa	pct	off	def	tot	avg	pf	a	t/o	blk	stl	pts	avg	
WESTERN COLORADO	11/06/18		dnp	-	-	-	-	-	-	-	-	-	-	-	-	-	-	-	-	-	
GEORGE MASON	11/09/18		dnp	-	-	-	-	-	-	-	-	-	-	-	-	-	-	-	-	-	
at Denver	11/11/18		11	3-5	.600	0-0	.000	1-4	.250	0	1	1	1.0	1	2	2	0	4	7	7.0	
FAIRLEIGH DICKINSON	11/16/18		7	1-2	.500	0-0	.000	0-0	.000	0	1	1	1.0	2	1	0	0	0	2	4.5	
at Army	11/21/18		dnp	-	-	-	-	-	-	-	-	-	-	-	-	-	-	-	-	-	
at Northeastern	11/24/18		4	0-1	.000	0-0	.000	0-0	.000	1	0	1	1.0	0	0	2	0	1	0	3.0	
NORTHERN COLORADO	11/28/18		dnp	-	-	-	-	-	-	-	-	-	-	-	-	-	-	-	-	-	
at Minnesota	12/02/18		3	0-0	.000	0-0	.000	0-0	.000	0	0	0	0.8	2	0	1	0	0	0	2.3	
NAVY	12/07/18		dnp	-	-	-	-	-	-	-	-	-	-	-	-	-	-	-	-	-	
at Portland	12/18/18		7	3-4	.750	0-0	.000	0-0	.000	1	0	1	0.8	3	3	2	0	1	6	3.0	
at Oregon	12/20/18		8	2-3	.667	0-1	.000	0-2	.000	0	2	2	1.0	1	0	2	0	1	4	3.2	
at New Mexico	01/02/19		9	0-0	.000	0-0	.000	0-0	.000	0	2	2	1.1	1	1	3	0	0	0	2.7	
UTAH STATE	01/05/19		dnp	-	-	-	-	-	-	-	-	-	-	-	-	-	-	-	-	-	
COLORADO STATE	01/09/19		dnp	-	-	-	-	-	-	-	-	-	-	-	-	-	-	-	-	-	
at San Diego State	01/12/19		9	0-2	.000	0-0	.000	0-0	.000	0	1	1	1.1	2	2	4	0	0	0	2.4	
NEVADA	01/19/19		dnp	-	-	-	-	-	-	-	-	-	-	-	-	-	-	-	-	-	
SAN JOSE STATE	01/26/19		9	1-1	1.000	0-0	.000	1-2	.500	0	0	0	1.0	0	3	2	0	1	3	2.4	
SAN DIEGO STATE	01/30/19		16	1-1	1.000	0-0	.000	1-2	.500	0	0	0	0.9	1	4	6	0	1	3	2.5	
at Colorado State	2/2/19		11	1-4	.250	0-1	.000	0-0	.000	0	1	1	0.9	0	0	5	0	1	2	2.5	
Totals		0	94	12-23	.522	0-2	.000	3-10	.300	2	8	10	0.9	13	16	29	0	10	27	2.5	

Games played: 11
Minutes/game: 8.5
Points/game: 2.5
FG Pct: 52.2
3FG Pct: 0.0
FT Pct: 30.0

Rebounds/game: 0.9
Assists/game: 1.5
Turnovers/game: 2.6
Assist/turnover ratio: 0.6
Steals/game: 0.9

PLAYER PROFILES



MICHAELA MCFALLS

FORWARD

#21

5-11 | Sophomore
Lenoir City, TN
Lenoir City

2017-18 (Freshman):

- Appeared in nine game in reserve.
- Averaged 0.2 ppg and 0.9 rpg in 4.3 minutes per game.
- Made collegiate debut vs. SIUE, scoring two points.
- Season-high nine minutes against Colorado State.

SEASON/CAREER HIGHS

Points	Season: 4, vs San Diego State, 1/30/19 Career: Same
FG%	Season: .667, vs. San Diego State, 1/30/19 (2-3) Career: Same
3FG	Season: Career:
3FG%	Season: Career:
REB	Season: 3, vs. San Diego State, 1/30/19 Career: Same
ASST	Season: 2, at Colorado State, 2/2/19 Career: Same
BLKS	Season: Career:
STLS	Season: Career: 1, 4x
FTs	Season: Career:
MINs	Season: 10, vs. San Diego State, 1/30/19 Career: Same

2018-19 Air Force Women's Basketball Air Force Individual Game-by-Game (as of Feb 03, 2019) All games

#21 MCFALLS, Michaela

Opponent	Date	gs	min	Total fg-fga	pct	3-Pointers 3fg-fga	pct	Free throws ft-fa	pct	Rebounds off def tot	avg	pf	a	t/o	blk	stl	pts	avg
WESTERN COLORADO	11/06/18		4	0-1	.000	0-0	.000	0-0	.000	1 0	1.0	1	0	1	0	1	0	0.0
GEORGE MASON	11/09/18		dnp	-	-	-	-	-	-	-	-	-	-	-	-	-	-	-
at Denver	11/11/18		3	0-0	.000	0-0	.000	0-0	.000	0 1	1.0	0	0	1	0	1	0	0.0
FAIRLEIGH DICKINSON	11/16/18		5	0-2	.000	0-0	.000	0-0	.000	1 0	1.0	0	0	1	0	0	0	0.0
at Army	11/21/18		5	0-0	.000	0-0	.000	0-0	.000	0 1	1.0	2	1	0	0	0	0	0.0
at Northeastern	11/24/18		1	0-0	.000	0-0	.000	0-0	.000	0 0	0.8	0	0	0	0	0	0	0.0
NORTHERN COLORADO	11/28/18		dnp	-	-	-	-	-	-	-	-	-	-	-	-	-	-	-
at Minnesota	12/02/18		1	0-0	.000	0-0	.000	1-2	.500	0 0	0.7	1	0	0	0	0	1	0.2
NAVY	12/07/18		dnp	-	-	-	-	-	-	-	-	-	-	-	-	-	-	-
at Oregon	12/20/18		2	0-1	.000	0-0	.000	0-0	.000	0 0	0.6	0	0	0	0	0	0	0.1
UTAH STATE	01/05/19		dnp	-	-	-	-	-	-	-	-	-	-	-	-	-	-	-
COLORADO STATE	01/09/19		dnp	-	-	-	-	-	-	-	-	-	-	-	-	-	-	-
NEVADA	01/19/19		dnp	-	-	-	-	-	-	-	-	-	-	-	-	-	-	-
at Boise St.	01/23/19		6	0-2	.000	0-0	.000	0-0	.000	0 1	0.6	0	0	0	0	0	0	0.1
SAN JOSE STATE	01/26/19		dnp	-	-	-	-	-	-	-	-	-	-	-	-	-	-	-
SAN DIEGO STATE	01/30/19		10	2-3	.667	0-0	.000	0-0	.000	1 2	0.9	0	1	2	0	0	4	0.6
at Colorado State	2/2/19		7	0-0	.000	0-0	.000	0-0	.000	0 1	0.9	2	2	0	0	0	0	0.5
Totals			0	44	2-9	.222	0-0	.000	.500	3 6	0.9	6	4	5	0	2	5	0.5

Games played: 10
Minutes/game: 4.4
Points/game: 0.5
FG Pct: 22.2
FT Pct: 50.0

Rebounds/game: 0.9
Assists/game: 0.4
Turnovers/game: 0.5
Assist/turnover ratio: 0.8
Steals/game: 0.2

PLAYER PROFILES



RILEY SNYDER
FORWARD

#23

6-0 | Freshman
Fruita, CO
Fruita Monument

HIGH SCHOOL: Four letters in basketball in volleyball at Fruita Monument HS ... played for coach Michael Wells ... over 1,500 career points ... second-team all-state in basketball and volleyball as a senior ... four-time first-team All-Conference SWL in basketball and volleyball ... Colorado Coaches Selection All-State as a senior ... played in "The Show" All-Star Game as a junior and senior ... four-time academic all-state in both basketball and volleyball ... Superintendent Scholar (4.0+ all four years) ... Academic Award Letter ... four-time first-team all-conference in basketball and volleyball ... over 1,000 career kills in volleyball.

SEASON/CAREER HIGHS

Points	Season: 22, vs. Nevada, 1/9/19 Career: Same
FG%	Season: .714, vs. Nevada, 1/9/19 (10-14) Career: Same
3FG	Season: 4, vs. George Mason, 11/9/18, (4-5) Career: Same
3FG%	Season: .800, vs. George Mason, 11/9/18 Career: Same
REB	Season: 8, 3x Career: Same
ASST	Season: 3, 2x Career: Same
BLKS	Season: 1, 4x Career: Same
STLS	Season: 3, Utah State, 1/5/19 Career: Same
FTs	Season: 7, vs Utah State, 1/5/19 (7-7) Career: Same
MINS	Season: 39, vs. Nevada, 1/9/19 Career: Same

2018-19 Air Force Women's Basketball
Air Force Individual Game-by-Game (as of Feb 03, 2019)
All games

#23 SNYDER, Riley

Opponent	Date	gs	min	Total		3-Pointers		Free throws		Rebounds				pf	a	t/o	blk	stl	pts	avg
				fg-fga	pct	3fg-fga	pct	ft-fa	pct	off	def	tot	avg							
WESTERN COLORADO	11/06/18	*	23	4-11	.364	2-3	.667	1-1	1.000	4	0	4	4.0	3	0	3	0	0	11	11.0
GEORGE MASON	11/09/18	*	24	4-7	.571	4-5	.800	0-0	.000	1	4	5	4.5	5	0	1	1	0	12	11.5
at Denver	11/11/18	*	18	0-8	.000	0-1	.000	0-2	.000	3	2	5	4.7	2	0	2	0	0	0	7.7
FAIRLEIGH DICKINSON	11/16/18	*	24	4-11	.364	2-3	.667	0-0	.000	1	5	6	5.0	1	1	2	1	1	10	8.3
at Army	11/21/18	*	35	5-11	.455	1-3	.333	4-6	.667	3	5	8	5.6	2	1	3	0	1	15	9.6
at Northeastern	11/24/18	*	14	1-10	.100	0-4	.000	0-0	.000	2	1	3	5.2	1	1	2	0	2	2	8.3
NORTHERN COLORADO	11/28/18	*	25	2-11	.182	0-5	.000	0-0	.000	0	1	1	4.6	2	1	2	0	1	4	7.7
at Minnesota	12/02/18		26	3-10	.300	1-5	.200	1-2	.500	1	2	3	4.4	2	2	2	0	0	8	7.8
NAVY	12/07/18	*	33	8-17	.471	3-4	.750	1-2	.500	5	2	7	4.7	1	0	1	0	1	20	9.1
at Portland	12/18/18	*	26	2-10	.200	2-5	.400	0-0	.000	1	7	8	5.0	2	3	2	0	1	6	8.8
at Oregon	12/20/18	*	25	3-5	.600	1-2	.500	0-0	.000	1	2	3	4.8	0	1	2	0	1	7	8.6
at New Mexico	01/02/19	*	21	2-10	.200	0-3	.000	1-1	1.000	1	1	2	4.6	1	1	3	0	1	5	8.3
UTAH STATE	01/05/19		26	4-13	.308	1-4	.250	7-7	1.000	2	1	3	4.5	0	1	3	1	3	16	8.9
COLORADO STATE	01/09/19	*	34	5-16	.313	4-10	.400	4-4	1.000	2	5	7	4.6	3	3	4	1	2	18	9.6
at San Diego State	01/12/19	*	23	5-11	.455	2-4	.500	0-2	.000	0	3	3	4.5	4	0	0	0	0	12	9.7
at UNLV	01/16/19	*	30	1-8	.125	0-5	.000	3-4	.750	0	1	1	4.3	3	1	2	0	1	5	9.4
NEVADA	01/19/19	*	39	10-14	.714	1-2	.500	1-2	.500	1	5	6	4.4	2	0	4	0	1	22	10.2
at Boise St.	01/23/19	*	30	2-11	.182	1-5	.200	2-2	1.000	1	2	3	4.3	0	2	1	1	2	7	10.0
SAN JOSE STATE	01/26/19	*	31	7-12	.583	2-7	.286	2-2	1.000	0	2	2	4.2	3	1	5	0	0	18	10.4
SAN DIEGO STATE	01/30/19	*	30	6-12	.500	1-4	.250	2-4	.500	2	2	4	4.2	2	0	2	1	1	15	10.7
at Colorado State	2/2/19	*	21	3-11	.273	1-5	.200	0-0	.000	4	4	8	4.4	1	0	1	1	1	7	10.5
Totals			19	558	81-229	.354	29-89	.326	29-41	.707	35	57	92	4.4	40	19	47	7	220	10.5

Games played: 21
Minutes/game: 26.6
Points/game: 10.5
FG Pct: 35.4
3FG Pct: 32.6
FT Pct: 70.7

Rebounds/game: 4.4
Assists/game: 0.9
Turnovers/game: 2.2
Assist/turnover ratio: 0.4
Steals/game: 1.0
Blocks/game: 0.3

PLAYER PROFILES



ALEXIS SPRINGFIELD

GUARD

#24

5-6 | Sophomore
Gilbert, AZ
Mesquite / USAFA Prep

2017-18 (Freshman):

- Appeared in 30 games at backup point guard.
- Averaged 1.8 ppg and 0.8 assists per game.
- Averaged 10.8 minutes per game.
- Career-high eight points against Eastern Washington.
- Career-high four assists vs. San José State.
- Dished out an assist in 16 games.
- Career-high four steals against Utah State at MW Tournament.

SEASON/CAREER HIGHS

Points	Season: 5, 2x Career: 8, vs. Eastern Washington, 11/14/17
FG%	Season: 1.000, at Army, 11/21/18 (1-1) Career: Same
3FG	Season: Career:
3FG%	Season: Career:
REB	Season: 3, 3x Career: 5, vs. Boise State, 1/27/18
ASST	Season: 4, vs. Western Colorado, 11/5/18 Career: 4, 2x
BLKS	Season: Career:
STLS	Season: 2, vs. Utah State, 1/5/19 Career: 4, vs. Utah State, 3/5/18
FTs	Season: 2, vs Western Colorado, 11/6/18 Career: 2, 3x
MINs	Season: 25, vs. Western Colorado, 11/6/18 Career: Same

2018-19 Air Force Women's Basketball Air Force Individual Game-by-Game (as of Feb 03, 2019) All games

#24 SPRINGFIELD, Alexis

Opponent	Date	gs	min	Total		3-Pointers		Free throws		Rebounds				pf	a	t/o	blk	stl	pts	avg
				fg-fga	pct	3fg-fga	pct	ft-fa	pct	off	def	tot	avg							
WESTERN COLORADO	11/06/18	*	25	1-3	.333	0-1	.000	2-3	.667	0	3	3	3.0	4	4	1	0	0	4	4.0
GEORGE MASON	11/09/18	*	14	1-3	.333	0-1	.000	0-0	.000	0	0	0	1.5	4	1	2	0	1	2	3.0
at Denver	11/11/18	*	16	2-9	.222	0-2	.000	1-3	.333	2	1	3	2.0	3	2	2	0	0	5	3.7
FAIRLEIGH DICKINSON	11/16/18	*	14	1-2	.500	0-0	.000	0-0	.000	1	0	1	1.8	3	3	3	0	1	2	3.3
at Army	11/21/18	*	13	1-1	1.000	0-0	.000	0-2	.000	0	0	0	1.4	2	0	1	0	0	2	3.0
at Northeastern	11/24/18	*	15	0-1	.000	0-1	.000	0-0	.000	0	1	1	1.3	3	0	3	0	0	0	2.5
NORTHERN COLORADO	11/28/18	*	17	1-5	.200	0-1	.000	0-0	.000	0	0	0	1.1	2	1	2	0	0	2	2.4
at Minnesota	12/02/18	*	15	1-4	.250	0-0	.000	0-2	.000	1	0	1	1.1	1	1	2	0	1	2	2.4
NAVY	12/07/18	*	14	0-1	.000	0-0	.000	0-0	.000	0	0	0	1.0	4	0	0	0	1	0	2.1
at Portland	12/18/18	*	19	2-6	.333	0-0	.000	1-5	.200	1	2	3	1.2	4	2	2	0	0	5	2.4
at Oregon	12/20/18	*	13	1-2	.500	0-1	.000	0-0	.000	0	0	0	1.1	2	0	0	0	0	2	2.4
at New Mexico	01/02/19	*	10	1-3	.333	0-0	.000	0-0	.000	0	0	0	1.0	3	0	0	0	0	2	2.3
UTAH STATE	01/05/19	*	21	1-3	.333	0-0	.000	0-0	.000	0	1	1	1.0	3	0	1	0	2	2	2.3
COLORADO STATE	01/09/19	*	24	0-1	.000	0-1	.000	0-0	.000	1	1	2	1.1	2	3	1	0	1	0	2.1
at San Diego State	01/12/19	*	22	2-6	.333	0-0	.000	0-0	.000	0	0	0	1.0	4	5	2	0	0	4	2.3
at UNLV	01/16/19	*	23	1-4	.250	0-0	.000	0-4	.000	0	1	1	1.0	4	0	1	0	0	2	2.3
NEVADA	01/19/19		13	0-2	.000	0-0	.000	0-0	.000	1	0	1	1.0	1	2	1	0	1	0	2.1
SAN JOSE STATE	01/26/19	dnp		-	-	-	-	-	-	-	-	-	-	-	-	-	-	-	-	-
SAN DIEGO STATE	01/30/19	dnp		-	-	-	-	-	-	-	-	-	-	-	-	-	-	-	-	-
at Colorado State	2/2/19	dnp		-	-	-	-	-	-	-	-	-	-	-	-	-	-	-	-	-
Totals		16	288	16-56	.286	0-8	.000	4-19	.211	7	10	17	1.0	49	24	24	0	8	36	2.1

Games played: 17
Minutes/game: 16.9
Points/game: 2.1
FG Pct: 28.6
3FG Pct: 0.0
FT Pct: 21.1

Rebounds/game: 1.0
Assists/game: 1.4
Turnovers/game: 1.4
Assist/turnover ratio: 1.0
Steals/game: 0.5

PLAYER PROFILES



AUDREY WEINER
FORWARD

#25

6-0 | Freshman
Buford, GA
Buford

HIGH SCHOOL: Four letters in basketball and one letter in track at Buford HS ... played for coach Gene Durden ... three-time state champions ... Big South Shootout Tournament MVP ... 2015 state tournament MVP ... four-time all-region ... four-time all-state ... scored 1,000th point on Dec. 2, 2017 ... totaled 1,282 points in her high school career ... 2018 North Georgia All-Star Team ... 2017 second-team All-Gwinnett County ... 2017 Gwinnett Daily Post Player of the Week ... 2018 first-team All-Gwinnett County ... Honor Roll.

SEASON/CAREER HIGHS

Points	Season: Career:
FG%	Season: Career:
3FG	Season: Career:
3FG%	Season: Career:
REB	Season: Career:
ASST	Season: Career:
BLKS	Season: Career:
STLS	Season: Career:
FTs	Season: Career:
MINS	Season: Career:

PLAYER PROFILES



NAOMI HUGHES
FORWARD

#30

6-0 | Sophomore
Grovetown, GA
Grovetown/USAFA Prep

2017-18 (Freshman):

- Appeared in 21 games, making one start.
- Averaged 2.5 ppg and 2.4 rpg in 11.0 minutes per game.
- Made collegiate debut vs. Denver.
- Scored 14 points and grabbed seven rebounds against Eastern Washington.
- Had seven games with five-plus rebounds.
- Three steals against Eastern Washington.

SEASON/CAREER HIGHS

Points	Season: Career: 14, vs. Eastern Washington, 11/14/17
FG%	Season: Career: .700, vs. Eastern Washington, 11/14/17
3FG	Season: Career:
3FG%	Season: Career:
REB	Season: Career: 7, vs. Eastern Washington, 11/14/17
ASST	Season: Career: 3, vs. Utah Valley, 12/7/17
BLKS	Season: Career: 2, vs. Colorado, 12/15/17
STLS	Season: Career: 3, vs. Eastern Washington, 11/14/17
FTs	Season: Career: 2, at Navy, 11/22/17
MINS	Season: Career: 29, vs. Eastern Washington, 11/14/17

PLAYER PROFILES



KAELIN IMMEL
GUARD

#32 C

5-9 | Sophomore
Beaverton, OR
Southridge

2017-18 (Freshman):

2017-18 Mountain West Freshman of the Year.

2017-18 Mountain West All-Freshman Team

- Led team and Mountain West freshmen in scoring at 15.0 ppg.
- Air Force Div. I season record and Air Force freshman scoring record 464 points.
- 288 points and 16.0 ppg in MW play are both school records.
- Started all 31 games.
- 8th in MW in scoring.
- 53 three's led team and ranked 6th in MW.
- Led team in scoring in 18 games, including eight in a row at one point.
- Six 20 point games.
- 21 points vs. FIU and New Mexico.
- 24 points vs. Fresno State.
- 25 points and six three's at UNLV.
- 26 points and five three's vs. San José State.
- Air Force Div. I records set:
Pts 464
FG's made 163, FG's attempted 474
- Air Force frosh records:
Pts 464, PPG 15.0, FG's attempted, Three's attempted 202
- Air Force Div. I frosh records:
FG's made 163

SEASON/CAREER HIGHS

Points	Season: 30, vs. San Jose State, 1/26/19 Career: Same
FG%	Season: .769, vs. Western Colo, 11/6/18, (10-13) Career: .615, vs. Wyoming, 2/27/18, (8-13)
3FG	Season: 4, vs George Mason, 11/9/18 Career: 6, vs. UNLV, 1/10/18
3FG%	Season: .800, vs George Mason, 11/9/18, (4-5) Career: Same
REB	Season: 8, 3x Career: 8 vs. Northern Colorado, 11/28/18
ASST	Season: 6, vs. Nevada, 1/9/19 Career: Same
BLKS	Season: 6, vs. Nevada, 1/9/19 Career: Same
STLS	Season: 2, 4x Career: 5, vs. San Diego State, 2/3/18
FTs	Season: 7, vs. San Diego State, 1/30/19 (7-7) Career: 10, Boise State, 3/6/18, (10-10)
MINS	Season: 37, vs. Nevada, 1/9/19 Career: 38, at San Jose State, 3/2/18

2018-19 Air Force Women's Basketball
Air Force Individual Game-by-Game (as of Feb 03, 2019)
All games

#32 IMMEL, Kaelin

Opponent	Date	gs	min	Total		3-Pointers		Free throws		Rebounds				pf	a	t/o	blk	stl	pts	avg	
				fg-fga	pct	3fg-fga	pct	ft-fa	pct	off	def	tot	avg								
WESTERN COLORADO	11/06/18	*	32	10-13	.769	3-4	.750	2-6	.333	0	3	3	3.0	1	2	4	0	2	25	25.0	
GEORGE MASON	11/09/18	*	32	4-10	.400	4-5	.800	1-2	.500	0	2	2	2.5	2	0	4	0	0	13	19.0	
at Denver	11/11/18	*	25	3-11	.273	0-4	.000	1-3	.333	1	4	5	3.3	4	0	1	0	0	7	15.0	
FAIRLEIGH DICKINSON	11/16/18		dnp	-	-	-	-	-	-	-	-	-	-	-	-	-	-	-	-	-	
at Army	11/21/18		28	4-10	.400	1-2	.500	5-6	.833	1	0	1	2.8	2	0	2	0	1	14	14.8	
at Northeastern	11/24/18		27	4-8	.500	0-1	.000	1-2	.500	1	0	1	2.4	2	1	1	0	1	9	13.6	
NORTHERN COLORADO	11/28/18	*	29	5-12	.417	2-4	.500	3-4	.750	3	5	8	3.3	1	1	2	0	0	15	13.8	
at Minnesota	12/02/18	*	29	5-10	.500	1-2	.500	5-6	.833	2	6	8	4.0	2	0	4	0	0	16	14.1	
NAVY	12/07/18	*	27	2-6	.333	0-2	.000	2-2	1.000	2	4	6	4.3	0	1	3	0	1	6	13.1	
at Portland	12/18/18	*	34	2-13	.154	1-4	.250	1-3	.333	0	2	2	4.0	1	2	1	0	1	6	12.3	
at Oregon	12/20/18	*	31	2-15	.133	1-3	.333	0-0	.000	3	0	3	3.9	1	1	1	1	1	5	11.6	
at New Mexico	01/02/19	*	31	6-15	.400	0-3	.000	1-2	.500	1	4	5	4.0	2	2	4	0	0	13	11.7	
UTAH STATE	01/05/19	*	24	2-11	.182	0-3	.000	1-2	.500	0	1	1	3.8	2	1	4	0	0	5	11.2	
COLORADO STATE	01/09/19	*	36	3-13	.231	1-4	.250	4-6	.667	2	6	8	4.1	0	1	1	0	1	11	11.2	
at San Diego State	01/12/19	*	27	5-14	.357	2-4	.500	3-4	.750	4	2	6	4.2	5	0	4	0	2	15	11.4	
at UNLV	01/16/19	*	34	4-11	.364	1-3	.333	3-4	.750	2	3	5	4.3	4	3	2	0	0	12	11.5	
NEVADA	01/19/19	*	37	5-15	.333	1-2	.500	2-2	1.000	0	5	5	4.3	2	6	6	0	2	13	11.6	
at Boise St.	01/23/19	*	24	3-15	.200	0-3	.000	2-3	.667	0	2	2	4.2	3	2	1	0	0	8	11.4	
SAN JOSE STATE	01/26/19	*	30	11-23	.478	3-7	.429	5-8	.625	2	3	5	4.2	0	5	2	2	1	30	12.4	
SAN DIEGO STATE	01/30/19	*	31	4-16	.250	1-5	.200	7-7	1.000	0	4	4	4.2	3	1	3	0	2	16	12.6	
at Colorado State	2/2/19	*	33	7-19	.368	2-6	.333	4-4	1.000	2	2	4	4.2	1	0	1	0	2	20	13.0	
Totals			18	601	91-260	.350	24-71	.338	53-76	.697	26	58	84	4.2	38	29	51	3	17	259	13.0

Games played: 20
Minutes/game: 30.1
Points/game: 13.0
FG Pct: 35.0
3FG Pct: 33.8
FT Pct: 69.7

Rebounds/game: 4.2
Assists/game: 1.5
Turnovers/game: 2.6
Assist/turnover ratio: 0.6
Steals/game: 0.9
Blocks/game: 0.2

PLAYER PROFILES



COCO KUCHINS
GUARD

#35

5-9 | Freshman
Chevy Chase, MD
Winston Churchill/ USAFA Prep

2017-18: Attended the USAFA Prep School and played on the basketball team.

HIGH SCHOOL: Four letters in basketball and three in lacrosse ... played for coach Blanken at Winston Churchill HS ... logged over 100 rebounds, assists, steals and more than 400 points in her senior campaign ... first-team all-county junior and senior year ... all-time leader at Churchill HS in assists and steals ... Top-10 All-Met in assists and blocks ... basketball team captain junior and senior year ... 2016 regional lacrosse champions ... first-team all-county in lacrosse as a senior ... Honor Roll.

SEASON/CAREER HIGHS

Points	Season: Career:
FG%	Season: Career:
3FG	Season: Career:
3FG%	Season: Career:
REB	Season: Career:
ASST	Season: Career:
BLKS	Season: Career:
STLS	Season: Career:
FTs	Season: Career:
MINS	Season: Career:

2018-19 Air Force Women's Basketball Air Force Individual Game-by-Game (as of Feb 03, 2019) All games

#35 KUCHINS, Coco

Opponent	Date	gs	min	Total		3-Pointers		Free throws		Rebounds				pf	a	t/o	blk	stl	pts	avg
				fg-fga	pct	3fg-fga	pct	ft-fta	pct	off	def	tot	avg							
WESTERN COLORADO	11/06/18		1	0-0	.000	0-0	.000	0-0	.000	0	0	0	0.0	0	0	0	0	0	0.0	
GEORGE MASON	11/09/18		dnp	-	-	-	-	-	-	-	-	-	-	-	-	-	-	-	-	
at Denver	11/11/18		2	0-2	.000	0-1	.000	0-0	.000	0	0	0	0.0	1	0	0	0	1	0.0	
FAIRLEIGH DICKINSON	11/16/18		5	1-1	1.000	0-0	.000	1-2	.500	0	1	1	0.3	1	0	2	0	2	3	
at Army	11/21/18		dnp	-	-	-	-	-	-	-	-	-	-	-	-	-	-	-	-	
at Northeastern	11/24/18		dnp	-	-	-	-	-	-	-	-	-	-	-	-	-	-	-	-	
NORTHERN COLORADO	11/28/18		dnp	-	-	-	-	-	-	-	-	-	-	-	-	-	-	-	-	
NAVY	12/07/18		dnp	-	-	-	-	-	-	-	-	-	-	-	-	-	-	-	-	
UTAH STATE	01/05/19		dnp	-	-	-	-	-	-	-	-	-	-	-	-	-	-	-	-	
COLORADO STATE	01/09/19		dnp	-	-	-	-	-	-	-	-	-	-	-	-	-	-	-	-	
NEVADA	01/19/19		dnp	-	-	-	-	-	-	-	-	-	-	-	-	-	-	-	-	
SAN JOSE STATE	01/26/19		dnp	-	-	-	-	-	-	-	-	-	-	-	-	-	-	-	-	
SAN DIEGO STATE	01/30/19		dnp	-	-	-	-	-	-	-	-	-	-	-	-	-	-	-	-	
at Colorado State	2/2/19		dnp	-	-	-	-	-	-	-	-	-	-	-	-	-	-	-	-	
Totals		0	8	1-3	.333	0-1	.000	1-2	.500	0	1	1	0.3	2	0	2	0	3	3	1.0

Games played: 3
Minutes/game: 2.7
Points/game: 1.0
FG Pct: 33.3
3FG Pct: 0.0
FT Pct: 50.0

Rebounds/game: 0.3
Turnovers/game: 0.7
Steals/game: 1.0

PLAYER PROFILES



NATALIE NICKS
GUARD

#41

5-7 | Freshman
Pensacola Florida
W. Fla. School of Advanced Tech.
USAFA Prep

2017-18: Attended USAFA Prep School and played on basketball team ... Black Rope (PFT and AFT)

HIGH SCHOOL: Four letters in basketball at West Florida School of Advanced Technology ... played for coach Iesha Ridgeway ... two-time first-team all-area ... team MVP ... team captain as a junior and senior ... tallied over 1,000 points in the last three years of high school ... graduated Magna Cum Laude ... Distinguished Athletic Awards-Marine Corps.

SEASON/CAREER HIGHS

Points	Season: Career:
FG%	Season: Career:
3FG	Season: Career:
3FG%	Season: Career:
REB	Season: Career:
ASST	Season: Career:
BLKS	Season: Career:
STLS	Season: Career:
FTs	Season: Career:
MINS	Season: Career:

2018-19 Air Force Women's Basketball
Air Force Individual Game-by-Game (as of Feb 03, 2019)
All games

#41 NICKS, Natalie

Opponent	Date	gs	min	Total		3-Pointers		Free throws		Rebounds				pf	a	t/o	blk	stl	pts	avg
				fg-fga	pct	3fg-fga	pct	ft-fa	pct	off	def	tot	avg							
WESTERN COLORADO	11/06/18		dnp	-	-	-	-	-	-	-	-	-	-	-	-	-	-	-	-	-
GEORGE MASON	11/09/18		dnp	-	-	-	-	-	-	-	-	-	-	-	-	-	-	-	-	-
at Denver	11/11/18	1		0-0	.000	0-0	.000	0-0	.000	0	0	0	0.0	0	0	0	0	0	0	0.0
FAIRLEIGH DICKINSON	11/16/18	3		0-0	.000	0-0	.000	0-0	.000	0	0	0	0.0	0	0	0	0	0	0	0.0
at Army	11/21/18		dnp	-	-	-	-	-	-	-	-	-	-	-	-	-	-	-	-	-
at Northeastern	11/24/18		dnp	-	-	-	-	-	-	-	-	-	-	-	-	-	-	-	-	-
NORTHERN COLORADO	11/28/18		dnp	-	-	-	-	-	-	-	-	-	-	-	-	-	-	-	-	-
NAVY	12/07/18		dnp	-	-	-	-	-	-	-	-	-	-	-	-	-	-	-	-	-
UTAH STATE	01/05/19		dnp	-	-	-	-	-	-	-	-	-	-	-	-	-	-	-	-	-
COLORADO STATE	01/09/19		dnp	-	-	-	-	-	-	-	-	-	-	-	-	-	-	-	-	-
at San Diego State	01/12/19		dnp	-	-	-	-	-	-	-	-	-	-	-	-	-	-	-	-	-
NEVADA	01/19/19		dnp	-	-	-	-	-	-	-	-	-	-	-	-	-	-	-	-	-
at Boise St.	01/23/19	7		0-1	.000	0-0	.000	0-0	.000	0	0	0	0.0	0	0	0	0	0	0	0.0
SAN JOSE STATE	01/26/19	2		0-0	.000	0-0	.000	0-0	.000	0	0	0	0.0	0	0	1	0	0	0	0.0
SAN DIEGO STATE	01/30/19		dnp	-	-	-	-	-	-	-	-	-	-	-	-	-	-	-	-	-
at Colorado State	2/2/19		dnp	-	-	-	-	-	-	-	-	-	-	-	-	-	-	-	-	-
Totals		0	13	0-1	.000	0-0	.000	0-0	.000	0	0	0	0.0	0	0	1	0	0	0	0.0

Games played: 4
Minutes/game: 3.3
FG Pct: 0.0

Turnovers/game: 0.3

PLAYER PROFILES



KASSADY HUFFMAN
FORWARD

#55

6-2 | Junior
Colorado Springs, CO
Air Academy/USAFA Prep

NOTABLE:

- 38 blocks as a freshman is second most in a season Div. I era.
- School Div. I era record six blocked shots in a game vs. Nevada in 2017.

2017-18 (Sophomore):

- Did not appear in any games.

2016-17 (Freshman):

- Led team with 38 blocked shots.
- 38 blocks ranks 2nd in a season at Air Force in Div. I era.
- Played in 19 games, making 17 starts.
- Averaged 7.7 points and 5.1 rebounds per game.
- Blocked six shots against Nevada to set school Div. I era game record.
- Suffered season-ending injury vs. Fresno State, missing the final 10 games of the season.
- Career-high 17 points at San Diego State.
- 15 pts, nine rebounds and five blocked shots vs. Fairleigh Dickinson.
- Had eight multiple-block games, including seven with 3+.

SEASON/CAREER HIGHS

Points	Season: 12, 2x Career: 17 at San Diego State, 1/25/17
FG%	Season: .667, 3x Career: Same
3FG	Season: Career: 1, at Colorado, 11/13/16
3FG%	Season: Career:
REB	Season: 11, 2x Career: 11, at Denver, 11/11/18
ASST	Season: 5, vs. George Mason, 11/9/18 Career: 5, vs. George Mason, 11/9/18
BLKS	Season: 5, 2x Career: 6, vs. Nevada, 1/18/17
STLS	Season: 2, 2x Career: 2, 2x
FTs	Season: 6, 2x Career: 9, at Fairleigh Dickinson, 11/26/16
MINS	Season: 31, at Northeastern, 11/24/18 Career: 33, vs. Navy, 11/29/16

2018-19 Air Force Women's Basketball Air Force Individual Game-by-Game (as of Feb 03, 2019) All games

#55 HUFFMAN, Kassady

Opponent	Date	gs	min	Total		3-Pointers		Free throws		Rebounds				pf	a	t/o	blk	stl	pts	avg	
				fg-fga	pct	3fg-fga	pct	ft-fa	pct	off	def	tot	avg								
WESTERN COLORADO	11/06/18	*	29	2-3	.667	0-0	.000	6-10	.600	3	5	8	8.0	2	2	4	5	2	10	10.0	
GEORGE MASON	11/09/18	*	28	0-2	.000	0-0	.000	3-6	.500	6	3	9	8.5	2	5	2	2	0	3	6.5	
at Denver	11/11/18	*	28	4-11	.364	0-0	.000	4-7	.571	6	5	11	9.3	4	0	4	0	1	12	8.3	
FAIRLEIGH DICKINSON	11/16/18	*	23	4-6	.667	0-0	.000	2-5	.400	4	7	11	9.8	0	0	3	5	2	10	8.8	
at Army	11/21/18	*	20	2-5	.400	0-0	.000	0-0	.000	2	3	5	8.8	4	2	2	2	0	4	7.8	
at Northeastern	11/24/18	*	31	1-7	.143	0-0	.000	3-4	.750	3	7	10	9.0	4	0	6	0	0	5	7.3	
NORTHERN COLORADO	11/28/18	*	23	3-5	.600	0-0	.000	6-8	.750	3	4	7	8.7	5	2	3	0	0	12	8.0	
at Minnesota	12/02/18	*	13	0-3	.000	0-0	.000	0-0	.000	0	3	3	8.0	3	0	3	1	0	0	7.0	
NAVY	12/07/18		19	0-3	.000	0-0	.000	1-2	.500	2	6	8	8.0	4	1	1	2	0	1	6.3	
at Portland	12/18/18		15	1-2	.500	0-0	.000	2-2	1.000	2	1	3	7.5	1	0	0	0	2	4	6.1	
at Oregon	12/20/18	*	17	0-0	.000	0-0	.000	0-0	.000	0	4	4	7.2	4	0	4	0	0	0	5.5	
at New Mexico	01/02/19	*	17	0-2	.000	0-0	.000	0-0	.000	1	1	2	6.8	1	0	3	0	0	0	5.1	
UTAH STATE	01/05/19		22	1-4	.250	0-0	.000	0-0	.000	4	4	8	6.8	1	0	0	1	0	2	4.8	
COLORADO STATE	01/09/19		17	1-3	.333	0-0	.000	0-0	.000	2	2	4	6.6	3	1	0	0	0	2	4.6	
at San Diego State	01/12/19		22	2-2	1.000	0-0	.000	1-3	.333	2	2	4	6.5	2	1	0	2	1	5	4.7	
at UNLV	01/16/19	*	19	0-3	.000	0-0	.000	0-2	.000	0	4	4	6.3	2	0	1	1	0	0	4.4	
NEVADA	01/19/19	*	28	4-6	.667	0-0	.000	1-2	.500	3	5	8	6.4	3	0	4	3	2	9	4.6	
at Boise St.	01/23/19	*	29	1-5	.200	0-0	.000	3-4	.750	4	6	10	6.6	2	2	1	1	0	5	4.7	
SAN JOSE STATE	01/26/19	*	23	1-1	1.000	0-0	.000	1-2	.500	5	2	7	6.6	3	2	1	0	0	3	4.6	
SAN DIEGO STATE	01/30/19		dnp	-	-	-	-	-	-	-	-	-	-	-	-	-	-	-	-	-	
at Colorado State	2/2/19		dnp	-	-	-	-	-	-	-	-	-	-	-	-	-	-	-	-	-	
Totals			14	423	27-73	.370	0-0	.000	33-57	.579	52	74	126	6.6	50	18	42	25	10	87	4.6

Games played: 19
Minutes/game: 22.3
Points/game: 4.6
FG Pct: 37.0
FT Pct: 57.9

Rebounds/game: 6.6
Assists/game: 0.9
Turnovers/game: 2.2
Assist/turnover ratio: 0.4
Steals/game: 0.5
Blocks/game: 1.3

BOX SCORES

Official Basketball Box Score -- Game Totals -- Final Statistics
Western Colorado vs Air Force
11/06/18 7:28 pm MT at Clune Arena (USAF Academy, Colo.)
Western Colorado 54 • 0-1

#	Player	Total		3-Ptr		Rebounds		PF	TP	A	TO	Blk	Stl	Min
		FG-FGA	FG-FGA	FT-FTA	FT-FTA	Off	Def							
55	KANZLER, Jady	r	2-3	0-0	2-4	3	1	4	4	6	0	3	0	16
04	ERICKSON, Jessie	g	1-7	0-1	3-4	0	2	2	3	5	3	4	0	33
10	GOTHARD, Tammarrah	g	2-8	0-1	2-4	0	2	3	6	0	2	0	0	29
15	COLEMAN, Taytem	g	1-1	0-0	0-0	2	4	6	0	2	1	4	0	30
21	COLEMAN, Samantha	g	1-8	0-5	5-6	0	2	2	4	7	0	1	0	21
01	MORINE, Jomekia		0-0	0-0	0-0	0	0	0	0	0	0	0	0	3
02	PARKER, Mikaela		1-1	0-0	0-0	0	0	0	1	2	0	0	0	6
03	ANTRILLO, Brecon		0-1	0-0	2-4	0	0	0	0	2	0	1	0	10
05	COX, Savannah		0-1	0-0	0-0	0	1	1	3	0	2	0	2	9
20	WILLIS, Chandler		5-8	0-1	3-4	1	2	3	5	13	0	2	0	19
22	PARO, Payton		0-1	0-0	1-2	0	1	1	0	1	2	0	0	4
24	HUMBARGER, Courtney		0-1	0-0	0-0	1	0	1	0	0	0	0	0	3
30	NAJVAR, Katie		1-2	0-0	4-4	0	0	0	2	6	0	0	0	9
32	DALTON, Katie		2-3	0-0	0-0	2	1	3	3	4	0	2	1	11
	Team					4	5	9						
Totals			16-45	0-8	22-32	13	21	34	29	54	4	25	1	143
1st - FG %:		1-6	16.7%	2nd: 3-11	27.3%	3rd: 8-17	47.1%	4th: 4-11	36.4%	Game: 16-45	35.6%	Deadball		
3FG %:		0-3	0.0%	0-2	0.0%	0-1	0.0%	0-2	0.0%	0-8	0.0%	Rebounds		
FT %:		9-14	64.3%	5-8	62.5%	1-2	50.0%	7-8	87.5%	22-32	68.8%	6		

Air Force 72 • 1-0

#	Player	Total		3-Ptr		Rebounds		PF	TP	A	TO	Blk	Stl	Min
		FG-FGA	FG-FGA	FT-FTA	FT-FTA	Off	Def							
23	SNYDER, Riley	r	4-11	2-3	1-1	4	0	4	3	11	0	3	0	23
55	HUFFMAN, Kassady	r	2-3	0-0	6-10	3	5	8	2	4	5	2	2	29
13	CONROE, Emily	g	2-7	1-4	2-2	1	4	5	3	7	1	5	0	26
24	SPRINGFIELD, Alexis	g	1-3	0-1	2-3	0	3	3	4	4	1	0	0	25
32	IMMEL, Kaelin	g	10-13	3-4	2-6	0	3	3	1	25	2	4	0	32
00	JONES, Haley		1-3	0-0	1-4	3	1	4	4	3	0	2	1	12
01	AUTREY, Brianna		1-4	0-2	5-6	1	0	1	3	7	1	3	0	16
02	GADISON, Audrey		0-2	0-1	0-0	0	1	1	1	0	0	0	0	6
10	ITUGBU, Venessannah		0-1	0-0	0-0	0	0	0	2	0	1	1	1	10
14	TOMES, Noelle		2-3	0-1	1-5	1	0	1	4	5	0	0	0	16
21	MC FALLS, Michaela		0-1	0-0	0-0	1	0	1	1	0	1	0	1	4
35	KUCHINS, Coco		0-0	0-0	0-0	0	0	0	0	0	0	0	0	1
	Team					2	3	5						
Totals			23-51	6-16	20-37	16	20	36	28	72	10	24	7	150
1st - FG %:		5-13	38.5%	2nd: 7-12	58.3%	3rd: 6-13	46.2%	4th: 5-13	38.5%	Game: 23-51	45.1%	Deadball		
3FG %:		2-5	40.0%	1-2	50.0%	1-5	20.0%	2-4	50.0%	6-16	37.5%	Rebounds		
FT %:		6-14	42.9%	6-15	40.0%	4-4	100.0%	4-4	100.0%	20-37	54.1%	8		

Officials: Kevin Kizewski, Katie Ressie, Jenna Reneau
 Technical fouls: Western Colorado-TEAM. Air Force-None.
 Attendance: 376

Score by periods	1st	2nd	3rd	4th	Total
Western Colorado	11	17	17	15	54
Air Force	18	21	17	16	72

Last FG - WSWB 4th-06:32, AF 4th-02:59.
 Largest lead - WSWB None, AF by 19 3rd-08:52.
 WSWB led for 00:00. AF led for 39:41. Game was tied for 00:19.

Score tied - 0 times.
 Lead changed - 0 times.

Game 3

Official Basketball Box Score -- Game Totals -- Final Statistics
Air Force vs Denver
11/11/18 1:00 PM at Denver, Colo. (Hamilton Gymnasium)
Air Force 66 • 1-2

#	Player	Total		3-Ptr		Rebounds		PF	TP	A	TO	Blk	Stl	Min
		FG-FGA	FG-FGA	FT-FTA	FT-FTA	Off	Def							
23	SNYDER, Riley	r	0-8	0-1	0-2	3	2	5	2	0	2	0	0	18
55	HUFFMAN, Kassady	r	4-11	0-0	4-7	6	5	11	4	12	0	4	0	1
13	CONROE, Emily	g	4-12	2-5	3-4	2	4	6	2	13	0	3	0	1
24	SPRINGFIELD, Alexis	g	2-9	0-2	1-3	2	1	3	3	5	2	2	0	16
32	IMMEL, Kaelin	g	3-11	0-4	1-3	1	4	5	4	7	0	1	0	25
00	JONES, Haley		1-4	0-1	3-6	4	3	7	3	5	0	1	0	1
01	AUTREY, Briana		2-4	0-1	5-8	1	2	3	2	9	0	4	0	1
02	GADISON, Audrey		0-0	0-0	0-0	1	0	1	2	0	0	0	0	1
03	WINTERS, Cierra		1-2	0-0	0-0	0	0	0	1	2	0	0	0	0
10	ITUGBU, Venessannah		0-0	0-0	4-4	3	2	5	2	4	1	0	0	2
14	TOMES, Noelle		3-5	0-1	2-2	0	1	1	0	2	0	1	0	0
21	ELBOURNE, Tanisha		0-5	0-0	1-4	0	1	1	1	7	2	2	0	0
25	MC FALLS, Michaela		0-0	0-0	0-0	0	1	1	0	0	1	0	1	3
35	KUCHINS, Coco		0-2	0-1	0-0	0	0	0	0	1	0	0	0	1
41	NICKS, Natalie		0-0	0-0	0-0	0	0	0	0	0	0	0	0	0
	Team					3	0	3						
Totals			20-71	2-16	24-43	26	26	52	27	66	5	21	0	133
1st - FG %:		3-14	21.4%	2nd: 6-15	40.0%	3rd: 4-24	16.7%	4th: 7-18	38.9%	Game: 20-71	28.2%	Deadball		
3FG %:		0-1	0.0%	1-5	20.0%	0-6	0.0%	1-4	25.0%	2-16	12.5%	Rebounds		
FT %:		7-12	58.3%	6-12	50.0%	4-11	36.4%	7-8	87.5%	24-43	55.8%	8		

Denver 92 • 2-0

#	Player	Total		3-Ptr		Rebounds		PF	TP	A	TO	Blk	Stl	Min
		FG-FGA	FG-FGA	FT-FTA	FT-FTA	Off	Def							
23	Madison Nelson	r	2-4	0-1	0-0	0	4	4	5	4	0	0	1	1
25	Sydney Mech	r	5-12	2-3	5-6	1	3	4	0	17	2	1	3	1
03	Lauren Loven	g	9-14	7-9	0-0	0	1	1	2	25	2	2	0	29
12	Claire Gritt	g	4-7	0-2	3-4	1	5	6	4	11	1	2	0	22
22	Samantha Romanowski	g	0-3	0-1	1-2	0	6	6	2	1	7	4	3	0
00	Abi Curtin		2-3	0-0	6-7	1	9	10	3	10	0	3	1	0
01	Grace White		0-0	0-0	0-0	2	2	4	0	0	1	0	1	12
05	Anna Jackson		0-0	0-0	0-0	0	0	0	0	0	0	0	0	2
10	Haley Simental		2-5	1-3	2-2	0	2	2	5	7	1	3	1	0
24	Tsimba Malonga		3-9	1-1	5-6	0	0	0	0	12	1	3	0	3
33	Jasmine Jeffcoat		1-1	0-0	3-4	3	1	4	3	5	1	0	0	0
	Team					0	3	3						
Totals			28-58	11-20	25-31	6	36	42	32	92	15	19	9	60
1st - FG %:		7-17	41.2%	2nd: 8-15	53.3%	3rd: 9-14	64.3%	4th: 4-12	33.3%	Game: 28-58	48.3%	Deadball		
3FG %:		1-5	20.0%	6-8	75.0%	2-3	66.7%	2-4	50.0%	11-20	55.0%	Rebounds		
FT %:		3-4	75.0%	9-10	90.0%	7-9	77.8%	6-8	75.0%	25-31	80.6%	4		

Officials: Tim Resch, Jessica Fortner, R.J. Meyer
 Technical fouls: Air Force-None. Denver-None.
 Attendance: 386

Score by periods	1st	2nd	3rd	4th	Total
Air Force	13	19	12	22	66
Denver	18	31	27	16	92

Game 1

Official Basketball Box Score -- Game Totals -- Final Statistics
George Mason vs Air Force
11/9/18 12:05 pm MT at USAF Academy, Colo.
George Mason 78 • 2-0

		Total		3-Ptr		Rebounds									
#	Player	FG-FGA	FG-FGA	FT-FTA	Off	Def	Tot	PF	TP	A	TO	Blk	Stl	Min	
21	DAVIS, Casey	r	5-8	0-1	1-1	6	2	8	3	11	1	1	2	1	
05	GRATE, Alexis	g	0-1	0-0	2-6	1	1	2	2	2	0	2	0	9	
11	BOLTON, Jacy	g	4-8	1-3	1-2	0	7	7	4	10	2	3	0	1	
14	CARDANO-HILLARY, Ni	g	7-16	1-2	10-14	0	3	3	2	25	6	6	0	3	
44	KAMINSKI, Sarah	g	3-7	2-5	0-2	1	4	5	1	8	1	1	0	1	
04	KAKTAITE, Livija		0-2	0-0	0-0	0	1	1	1	0	1	3	0	1	
10	TRIGGS, Jewel		0-0	0-0	3-4	0	0	0	0	3	0	0	0	6	
12	KORPINEN, Marika		3-5	2-3	0-0	1	1	2	3	8	1	0	0	1	
15	WILSON, Devyn		0-0	0-0	0-0	0	0	0	0	0	0	0	0	0	
33	GATLING, Camarie		4-7	0-0	3-4	3	1	4	3	11	0	2	0	0	
35	MCCOOL, Allie		0-0	0-0	0-0	0	0	0	2	0	0	0	0	0	
Team			26-54	6-14	20-33	3	6	9	21	78	12	18	2	8	
Totals			26-54	6-14	20-33	15	26	41	21	78	12	18	2	8	
1st- FG %:		6-13	46.2%	2nd: 4-10	40.0%	3rd: 8-16	50.0%	4th: 8-15	53.3%	Game:	26-54	48.1%	Deadball		
3FG %:		1-3	33.3%	0-1	0.0%	3-4	75.0%	2-6	33.3%		16-14	42.9%	Rebounds		
FT %:		3-5	60.0%	5-6	83.3%	3-4	42.9%	6-8	75.0%		20-23	60.6%	7		

BOX SCORES

Game 5

Official Basketball Box Score -- Game Totals -- Final Statistics
Air Force vs Army
11/21/18 5:05 pm at West Point, NY (Christl Arena)

Air Force 71 • 3-2

#	Player		Total		3-Ptr		Rebounds			PF	TP	A	TO	Blk	Stl	Min
			FG-FGA	FG-FGA	FT-FTA	Off	Def	Tot								
23	SNYDER, Riley	f	5-11	1-3	4-6	3	5	8	2	15	1	3	0	1	35	
55	HUFFMAN, Kassady	f	2-5	0-0	0-0	2	3	5	4	4	2	2	2	0	20	
10	ITUGBU, Venessannah	g	0-1	0-0	3-6	1	7	8	4	3	0	0	1	0	28	
13	CONROE, Emily	g	1-5	0-2	0-0	0	2	2	4	2	0	2	0	3	18	
24	SPRINGFIELD, Alexis	g	1-1	0-0	0-2	0	0	0	2	2	0	1	0	0	13	
00	JONES, Haley		2-8	1-1	1-1	2	2	4	3	6	0	0	1	0	23	
01	AUTREY, Briana		8-12	0-1	8-9	0	6	6	3	24	2	5	2	2	27	
14	TOMES, Noelle		0-1	0-0	1-2	1	0	1	0	1	0	0	0	0	3	
21	MCFALLS, Michaela		0-0	0-0	0-0	0	1	1	2	0	1	0	0	0	5	
32	IMMEL, Kaelin		4-10	1-2	5-6	1	0	1	2	14	0	2	0	1	28	
Team						2	2	4								
Totals			23-54	3-9	22-32	12	28	40	26	71	6	15	6	7	200	
1st - FG %:			8-17	47.1%	2nd: 7-11	63.6%	3rd: 5-14	35.7%	4th: 3-12	25.0%	Game: 23-54	42.6%	Deadball			
3FG %:			1-1	100.0%	1-2	50.0%	0-4	0.0%	1-2	50.0%	3-9	33.3%	Rebounds			
FT %:			1-1	100.0%	5-9	55.6%	4-6	66.7%	12-16	75.0%	22-32	68.8%	6			

Army 60 • 1-3

#	Player		Total		3-Ptr		Rebounds			PF	TP	A	TO	Blk	Stl	Min
			FG-FGA	FG-FGA	FT-FTA	Off	Def	Tot								
15	Murray, Kate	f	1-3	0-0	2-2	1	2	3	4	1	4	1	0	0	22	
41	Hovren, Madison	f	10-21	0-0	5-13	4	7	11	4	25	0	1	0	2	39	
03	Lewis, Jess	g	2-9	2-8	2-2	0	2	2	4	8	5	3	0	1	33	
12	Allen, Maddie	g	0-1	0-0	0-0	0	4	4	3	0	0	0	0	1	19	
44	Tacka, Libby	g	0-7	0-1	0-2	4	0	4	4	0	2	1	0	0	13	
00	White, Gabby		0-3	0-1	2-2	0	1	1	1	2	1	2	0	0	15	
02	Yancey, Morgan		1-4	1-3	0-0	0	1	1	2	3	0	1	0	2	18	
23	Sullivan, Taylor		0-0	0-0	0-0	0	0	0	2	0	0	1	0	0	1	
35	Rawls, Jessica		4-7	0-0	1-2	4	2	6	3	9	0	1	1	0	15	
31	Fallon, Alisa		3-4	1-1	2-2	0	2	2	3	9	3	1	0	2	25	
Team						1	1	2								
Totals			21-59	4-14	14-25	14	22	36	29	60	12	15	2	8	200	
1st - FG %:		8-15	53.3%	2nd: 4-13	30.8%	3rd: 7-13	53.8%	4th: 2-18	11.1%	Game: 21-59	35.6%	Deadball				
3FG %:		3-4	75.0%	0-2	0.0%	0-2	0.0%	1-6	16.7%	4-14	28.6%	Rebounds				
FT %:		2-4	50.0%	4-5	80.0%	7-12	58.3%	1-4	25.0%	14-25	56.0%	7,1				

Officials: Kenneth Kelly, Kristi Mosley, Hillary Harwell
Technical fouls: Air Force-None. Army-None.
Attendance: 913

Score by periods	1st	2nd	3rd	4th	Total
Air Force	18	20	14	19	71
Army	21	12	21	6	60

Last FG - AF 4th-06:27, ARMY 4th-00:26.
Largest lead - AF by 11 4th-00:31, ARMY by 5 1st-04:38.
AF led for 28:16. ARMY led for 07:05. Game was tied for 04:30.

Score tied - 8 times.
Lead changed - 6 times.

Game 7

Official Basketball Box Score -- Game Totals -- Final Statistics
Northern Colorado vs Air Force
11/28/18 5 p.m. MT at USAF Academy, Colo.

Northern Colorado 57 • 3-3

#	Player		Total FG-FGA	3-Ptr FG-FGA	FT-FTA	Rebounds Off Def Tot	PF	TP	A	TO	Blk	Stl	Min
24	MEYER, Ali	f	3-4	0-0	0-2	3 8 11	5	6	0	2	1	1	25
44	HINTZ, Bridget	c	5-8	0-0	2-2	3 5 8	4	12	0	1	0	0	34
01	LEGER-WALKER, Krystal	g	3-14	1-6	3-4	1 3 4	3	10	7	10	0	3	40
10	SMITH, Savannah	g	0-2	0-2	2-2	0 0 0	1	2	2	0	0	1	5
20	CHAPMAN, Alexis	g	4-13	0-4	1-2	0 3 3	3	9	1	4	1	2	36
03	EVANS, Brooklyn		0-2	0-0	0-0	0 1 1	2	0	0	1	0	1	7
15	FERNANDER, Shalise		3-6	0-0	3-4	2 0 2	1	9	0	0	0	2	17
21	KAIN, Abby		0-0	0-0	0-0	0 0 0	3	0	0	0	1	0	4
22	ISENBART, Micayla		3-10	0-4	3-6	3 4 7	1	9	0	0	3	0	32
Team						3 2 5							
Totals			21-59	1-16	14-22	15 26 41	23	57	10	18	6	10	200
1st - FG %:			3-12	25.0%	2nd: 5-15	33.3%	3rd: 8-14	57.1%	4th: 5-18	27.8%	Game: 21-59	35.6%	Deadball
3FG %:			0-4	0.0%	0-2	0.0%	1-4	25.0%	0-8	0.0%	1-16	6.3%	Rebound
FT %:			3-6	50.0%	2-4	50.0%	3-4	75.0%	6-8	75.0%	14-22	63.6%	5

Air Force 69 • 4-3

#	Player		Total FG-FGA	3-Ptr FG-FGA	FT-FTA	Rebounds Off Def Tot	PF	TP	A	TO	Blk	Stl	Min
---	--------	--	-----------------	-----------------	--------	-------------------------	----	----	---	----	-----	-----	-----

Air Force 69 • 4-3

#	Player		Total		3-Ptr		Rebounds			PF	TP	A TO Blk Stl				Min
			FG-FGA	FG-FGA	FT-FTA	Off	Def	Total								
23	SNYDER, Riley	f	2-11	0-5	0-0	0	1	1	2	4	1	2	0	1	25	
55	HUFFMAN, Kassady	f	3-5	0-0	6-8	3	4	7	5	12	2	3	0	0	23	
10	ITUGBU, Venessannah	g	0-0	0-0	0-0	5	1	6	2	0	0	0	0	2	27	
24	SPRINGFIELD, Alexis	g	1-5	0-1	0-0	0	0	0	2	2	1	2	0	0	17	
32	IMMEL, Kaelin	g	5-12	2-4	3-4	3	5	8	1	15	1	2	0	0	29	
00	JONES, Haley		0-4	0-1	1-2	4	1	5	2	1	2	3	0	0	17	
01	AUTREY, Briana		6-11	1-2	7-11	0	3	3	1	20	2	3	0	4	23	
02	GADISON, Audrey		0-2	0-0	0-0	0	0	0	0	0	0	0	0	1	4	
13	CONROE, Emily		4-13	2-5	5-6	4	7	11	1	15	1	0	1	2	31	
14	TOMES, Noelle		0-1	0-0	0-0	0	0	0	0	0	0	0	0	0	4	
Team						2	3	5								
Totals				21-64	5-18	22-31	21	25	46	16	69	10	15	1	10	200
1st - FG %:			5-17	29.4%	2nd: 4-15	26.7%	3rd: 8-20	40.0%	4th: 4-12	33.3%	Game: 21-64	32.8%	Deadball			
3FG %:			1-5	20.0%	0-4	0.0%	3-8	37.5%	1-11	9.1%	5-18	27.8%	Rebound			
FT %:			5-5	100.0%	0-0	0.0%	3-6	50.0%	14-20	70.0%	22-31	71.0%	5,1			

Officials: Anita Ortega, Julie Krommenhoek, Clarke Stevens
Technical fouls: Northern Colorado-None. Air Force-None.
Attendance: 446

Score by periods	1st	2nd	3rd	4th	Total
Northern Colorado	9	12	20	16	57
Air Force	16	8	22	23	69

Last FG - NC 4th-00:29, AF 4th-05:05.
Largest lead - NC by 6 1st-08:28, AF by 13 4th-01:16.
NC led for 03:28. AF led for 35:46. Game was tied for 00:29.

Score tied - 0 times.
Lead changed - 1 time.

Game 6

Official Basketball Box Score -- Game Totals -- Final Statistics
Air Force vs Northeastern
11/24/18 1:05 p.m. at Boston, Mass. (Cabot Center)

Air Force 41 • 3-3

#	Player		Total		3-Ptr		Rebounds			PF	TP	A TO Blk Stl				Min
			FG-FGA	FG-FGA	FT-FTA	Off	Def	Tot								
23	SNYDER, Riley	f	1-10	0-4	0-0	2	1	3	1	2	1	2	0	2	14	
55	HUFFMAN, Kassady	f	1-7	0-0	3-4	3	7	10	4	5	0	6	0	0	31	
10	ITUGBU, Venessannah	g	0-1	0-0	1-2	4	1	5	1	1	1	2	3	4	29	
13	CONROE, Emily	g	6-13	1-5	0-0	0	4	4	2	13	1	1	1	3	35	
24	SPRINGFIELD, Alexis	g	0-1	0-1	0-0	0	1	1	3	0	0	3	0	0	15	
00	JONES, Haley		2-5	0-1	0-0	3	1	4	3	4	0	1	0	1	13	
01	AUTREY, Briana		2-3	1-1	2-4	0	0	0	4	7	3	6	0	2	22	
14	TOMES, Noelle		0-3	0-2	0-0	0	0	0	0	0	1	2	0	1	9	
15	ELBOURNE, Tanisha		0-1	0-0	0-0	1	0	1	0	0	0	2	0	1	4	
21	MCFALLS, Michaela		0-0	0-0	0-0	0	0	0	0	0	0	0	0	0	1	
32	IMMEL, Kaelin		4-8	0-1	1-2	1	0	1	2	9	1	1	0	1	27	
Team						2	3	5				1				
Totals				16-52	2-15	7-12	16	18	34	20	41	8	27	4	15	200
1st - FG %:			4-17	23.5%	2nd: 1-8	12.5%	3rd: 4-14	28.6%	4th: 7-13	53.8%	Game: 16-52	30.8%	Deadball			
3FG %:			0-4	0.0%	0-3	0.0%	1-4	25.0%	1-2	50.0%	2-15	13.3%	Rebounds			
FT %:			1-2	50.0%	3-4	75.0%	2-4	50.0%	1-2	50.0%	7-12	58.3%	3			

Northeastern 54 • 5-0

#	Player		Total		3-Ptr		Rebounds			PF	TP	A	TO	Blk	Stl	Min
			FG-FGA	FG-FGA	FT-FTA	Off	Def	Tot								
24	Giacone, Gabby	f	0-0	0-0	0-0	0	0	0	0	0	0	2	0	0	3	
12	Dublin, Ayanna	g	5-7	0-0	2-2	2	4	6	0	12	3	2	0	1	37	
13	May, Katie	g	3-5	2-4	0-0	0	0	0	1	8	2	0	1	1	30	
14	Todd, Shannon	g	2-6	0-2	1-2	3	5	8	4	5	0	5	0	2	34	
20	Genco, Jess	g	5-13	2-6	4-5	0	1	1	1	16	1	6	0	4	36	
01	Currence, Kendall		0-2	0-0	0-0	0	0	0	0	0	0	1	0	0	4	
03	Zwerner, Zoe		0-1	0-0	0-0	0	0	0	0	0	1	1	0	0	7	
04	Hill, Alexis		1-5	0-0	2-2	2	5	7	0	4	3	4	0	2	24	
11	Clark, Stella		2-4	1-2	2-2	1	6	7	5	7	2	5	0	0	19	
23	Redcross, Courtney		1-2	0-0	0-0	0	0	0	3	2	0	0	0	0	6	
	Team					1	1	2								
Totals			19-45	5-14	11-13	9	22	31	14	54	12	26	1	10	200	
1st	FG %:	5-10	50.0%	2nd:	8-13	61.5%	3rd:	2-8	25.0%	Game:	19-45	42.2%	Deadball			
	FT %:	2-2	100.0%		1-1	100.0%		9-3	60.0%		5-6	83.3%	Rebounds			
	FT %:	2-3	66.7%		2-2	100.0%		4-6	66.7%		11-13	84.6%	1			

BOX SCORES

Game 9

Official Basketball Box Score -- Game Totals -- Final Statistics
NAVY vs Air Force
12/7/18 4:30 pm MT at USAF Academy, Colo.

NAVY 54 • 4-3

#	Player	Total		3-Ptr	FT-FTA	Rebounds			PF	TP	A	TO	Bk	Stl	Min
		FG-FGA	FG-FGA			Off	Def	Tot							
10	JAUNICH, Laurel	r	3-4	0-0	0-0	0	1	1	1	6	0	2	0	0	24
13	GATZOUNAS, Sophie	r	3-7	0-1	0-1	4	2	6	4	6	1	3	0	3	29
00	TAYLOR, Morgan	g	2-6	0-0	2-2	0	2	2	3	6	1	2	0	1	22
02	COLEMAN, Jennifer	g	5-20	0-2	0-1	2	11	13	4	10	2	4	0	1	28
15	ROACH, Bianca	g	3-7	0-0	2-2	0	1	1	1	8	1	3	0	1	29
01	GREEN, Kolbi		4-10	0-3	0-0	0	1	1	2	8	0	1	0	4	15
03	HANNIBAL, Cayla		0-0	0-0	0-0	0	0	0	0	0	0	0	0	0	6
12	SWANDA, Sierra		1-2	0-0	0-0	3	1	4	0	2	0	0	1	1	6
21	BISHOP, Jasmine		1-4	0-0	0-2	3	2	5	1	2	0	0	0	0	19
55	ULASEWICZ, Mary Kate		1-5	0-1	4-6	0	3	3	1	6	0	0	0	2	22
Team						2	1	3			1				
Totals			23-65	0-7	8-14	14	25	39	17	54	5	16	1	13	200
1st - FG %:		2-12	16.7%	2nd: 5-20	25.0%	3rd: 9-20	45.0%	4th: 7-13	53.8%	Game: 23-65	35.4%	Deadball			
3FG %:		0-1	0.0%	0-3	0.0%	0-2	0.0%	0-1	0.0%	0-7	0.0%	Rebounds			
FT %:		2-2	100.0%	1-2	50.0%	0-4	50.0%	3-6	50.0%	8-14	57.1%	3			

Air Force 47 • 4-5

#	Player	Total		3-Ptr	FT-FTA	Rebounds			PF	TP	A	TO	Bk	Stl	Min
		FG-FGA	FG-FGA			Off	Def	Tot							
23	SNYDER, Riley	r	8-17	3-4	1-2	5	2	7	1	20	0	1	0	1	33
10	ITUGBU, Venessannah	g	1-5	0-0	2-2	0	3	3	1	4	0	3	1	2	27
13	CONROE, Emily	g	1-7	0-2	0-0	0	8	8	1	2	1	2	1	2	22
24	SPRINGFIELD, Alexis	g	0-1	0-0	0-0	0	0	0	4	0	0	0	0	1	14
32	IMMEL, Kaelin	g	2-6	0-2	2-2	2	4	6	0	6	1	3	0	1	27
00	JONES, Haley		1-1	0-0	1-4	0	1	1	1	3	1	1	1	1	8
01	AUTREY, Briana		2-9	0-3	3-4	1	3	4	3	7	0	11	0	1	26
02	GADISON, Audrey		0-1	0-1	0-0	1	1	2	0	0	0	0	0	1	7
14	TOMES, Noelle		0-2	0-2	4-4	2	1	3	1	4	0	1	0	0	17
55	HUFFMAN, Kassady		0-3	0-0	1-2	2	6	8	4	1	1	1	2	0	19
Team						1	1	2			1				
Totals			15-52	3-14	14-20	14	30	44	16	47	4	24	5	10	200
1st - FG %:		4-17	23.5%	2nd: 5-15	33.3%	3rd: 2-11	18.2%	4th: 4-9	44.4%	Game: 15-52	28.8%	Deadball			
3FG %:		2-5	40.0%	1-3	33.3%	0-2	0.0%	0-4	0.0%	3-14	21.4%	Rebounds			
FT %:		3-4	75.0%	1-6	83.3%	4-8	50.0%	2-2	100.0%	14-20	70.0%	5			

Officials: Lisa Jones, Michol Murray, Maj Forsberg
 Technical fouls: Navy-None. Air Force-None.
 Attendance: 1013

Score by periods	1st	2nd	3rd	4th	Total
NAVY	6	11	20	17	54
Air Force	13	16	8	10	47

Points	In	Off	2nd	Fast	Bench
NAVY	42	25	8	6	18
Air Force	22	16	9	2	15

Last FG - NAVY 4th-00:28, AF 4th-00:56.
 Largest lead - NAVY by 7 4th-00:10, AF by 14 2nd-01:52.
 NAVY led for 08:02. AF led for 29:16. Game was tied for 02:42.

Score tied - 3 times.
 Lead changed - 1 time.

Game 10

Official Basketball Box Score -- Game Totals -- Final Statistics
Air Force vs Portland
12/18/18 7:00 pm at

Air Force 60 • 4-6

#	Player	Total		3-Ptr	FT-FTA	Rebounds			PF	TP	A	TO	Bk	Stl	Min
		FG-FGA	FG-FGA			Off	Def	Tot							
23	SNYDER, Riley	r	2-10	2-5	0-0	1	7	8	2	6	3	2	0	1	26
00	JONES, Haley	g	2-6	0-1	0-0	1	4	5	2	4	0	0	0	2	21
10	ITUGBU, Venessannah	g	3-7	0-0	0-0	4	1	5	2	6	1	4	0	2	27
24	SPRINGFIELD, Alexis	g	2-6	0-0	1-5	1	2	3	4	5	2	2	0	0	19
32	IMMEL, Kaelin	g	2-13	1-4	1-3	0	2	2	1	6	2	1	0	1	34
01	AUTREY, Briana		3-4	1-1	0-0	0	2	2	3	7	1	6	0	0	14
03	WINTERS, Cierra		0-1	0-1	0-2	0	0	0	0	0	0	0	0	0	1
13	CONROE, Emily		5-9	0-2	0-1	2	4	6	2	10	1	1	2	0	14
14	TOMES, Noelle		2-7	1-2	1-2	0	1	1	1	6	0	0	0	1	22
15	ELBOURNE, Tanisha		3-4	0-0	0-0	1	0	1	3	6	3	2	0	1	7
55	HUFFMAN, Kassady		1-2	0-0	2-2	2	1	3	1	4	0	0	0	2	15
Team						5	4	9			1				
Totals			25-69	5-16	5-15	17	28	45	21	60	13	19	2	10	200
1st - FG %:		5-18	27.8%	2nd: 8-20	40.0%	3rd: 6-16	37.5%	4th: 6-15	40.0%	Game: 25-69	36.2%	Deadball			
3FG %:		2-4	50.0%	1-3	33.3%	1-1	100%	2-6	33.3%	5-16	31.3%	Rebounds			
FT %:		1-6	16.7%	3-5	60.0%	1-2	50.0%	0-2	0.0%	5-15	33.3%	4			

Portland 79 • 8-3

#	Player	Total		3-Ptr	FT-FTA	Rebounds			PF	TP	A	TO	Bk	Stl	Min
		FG-FGA	FG-FGA			Off	Def	Tot							
02	Liana Kaitu'u	r	1-2	0-0	2-4	0	4	4	1	4	0	0	1	1	9
23	Julie Spencer	r	8-19	4-6	1-1	3	3	6	1	21	0	1	0	0	33
10	Haylee Andrews	g	5-11	0-2	1-3	1	4	5	1	11	3	6	0	3	36
15	Maddie Muhlheim	g	4-7	2-4	2-2	0	4	4	2	12	2	2	0	2	34
32	Darian Slaga	g	5-12	1-3	5-5	2	3	5	3	16	1	4	0	0	22
01	Kate Andersen		4-9	0-2	2-3	1	9	10	3	10	4	0	1	6	31
03	Josie Matz		0-2	0-1	2-4	1	0	1	1	2	2	3	0	0	21
11	Lisa-Marie Kaempf		0-0	0-0	1-2	3	3	6	3	1	1	1	1	0	11
14	Jayce Gorzeman		1-1	0-0	0-0	0	1	1	0	2	0	0	0	0	3
Team						1	1	2							
Totals			28-63	7-18	16-24	12	32	44	15	79	13	17	3	12	200
1st - FG %:		7-21	33.3%	2nd: 5-12	41.7%	3rd: 7-14	50.0%	4th: 9-16	56.3%	Game: 28-63	44.4%	Deadball			
3FG %:		2-7	28.6%	1-3	33.3%	3-7	42.9%	3-7	42.9%	7-18	38.9%	Rebounds			
FT %:		2-4	50.0%	8-12	66.7%	3-5	60.0%	3-3	100.0%	16-24	66.7%	21			

Officials: Sydney Mott, Kenneth Nash, Charles Gonzalez
 Technical fouls: Air Force-None. Portland-None.
 Attendance: 286
 2018-19 Women's Basketball. Round: 0. Air Force vs Portland. Played at .

Score by periods	1st	2nd	3rd	4th	Total
Air Force	13	20	13	14	60
Portland	18	19	18	24	79

Points	In	Off	2nd	Fast	Bench
Air Force	30	11	16	3	33
Portland	40	19	8	17	15

Last FG - AF 4th-00:32, POR 4th-00:43.
 Largest lead - AF by 3 1st-07:48, POR by 22 4th-01:16.
 AF led for 04:01. POR led for 31:46. Game was tied for 04:13.

Score tied - 6 times.
 Lead changed - 2 times.

Official Basketball Box Score -- Game Totals -- Final Statistics
Air Force vs Oregon
12/20/18 11:00 am at

Air Force 36 • 4-7

#	Player		Total		3-Ptr	Rebounds			PF	TP	A	TO	Bk	Stl	Min
			FG-FGA	FG-FGA	FT-FTA	Off	Def	Tot							
23	SNYDER, Riley	r	3-5	1-2	0-0	1	2	3	0	7	1	2	0	1	25
55	HUFFMAN, Kassady	r	0-0	0-0	0-0	0	4	4	0	4	0	0	0	0	17
00	JONES, Haley	g	3-10	1-2	1-2	4	3	7	2	8	1	0	0	1	25
24	SPRINGFIELD, Alexis	g	1-2	0-1	0-0	0	0	0	2	2	0	0	0	0	13
32	IMMEL, Kaelin	g	2-15	1-3	0-0	3	0	3	1	5	1	1	1	1	31
01	AUTREY, Briana		2-9	1-6	0-1	1	3	4	0	5	0	4	0	0	21
05	BEALE, Kennedy		0-1	0-1	0-0	0	0	0	0	0	0	0	0	0	1
10	ITUGBU, Venessannah		0-4	0-0	2-2	1	0	1	3	2	2	0	0	1	22
13	CONROE, Emily		1-8	1-3	0-0	0	3	3	1	3	1	0	0	0	24
14	TOMES, Noelle		0-2	0-1	0-0	0	0	0	1	0	0	0	0	0	11
15	ELBOURNE, Tanisha		2-3	0-1	0-2	0	2	2	1	4	0	2	0	1	8
21	MC FALLS, Michaela		0-1	0-0	0-0	0	0	0	0	0	0	0	0	0	2
	Team					0	3	3				1			
Totals			14-60	5-20	3-7	10	20	30	15	36	6	14	1	5	200
1st FG %: 4-13			30.8%	2nd: 4-16	25.0%	3rd: 2-13	13.3%	4th: 4-16	25.0%	Game: 14-60			23.3%	Deadball Rebounds 7.9%	
3FG %: 3-6			50.0%	0-6	0.0%	1-3	33.3%	1-5	20.0%	5-20			25.0%		
FT %: 0-0			0.0%	0-4	0.0%	0-0	0.0%	0-0	0.0%	0-0			0.0%		

BOX SCORES

Official Basketball Box Score -- Game Totals -- Final Statistics
Utah State vs Air Force
1/5/2019 2:00 p.m. at USAF Academy, Colo.

Game 13

Game 14

Utah State 48 • 7-6, 2-0 MWC

#	Player	Total		3-Ptr		Rebounds			PF	TP	A	TO	Blk	Stl	Min
		FG-FGA	FG-FGA	FT-FTA	Off	Def	Tot								
12	BASSETT-MEACHAM, H	0-2	0-0	2-2	0	3	3	2	2	1	2	2	0	1	19
01	WEST, Eliza	2-7	0-1	0-4	0	2	2	1	4	2	6	1	1	3	33
03	WEST, Olivia	3-10	2-4	2-2	0	2	2	2	10	0	2	0	0	3	37
05	DUFFICY, Shannon	9-11	1-1	5-7	4	9	13	2	24	0	3	3	3	3	33
22	BREWSTER, Rachel	0-5	0-2	0-0	0	2	2	2	0	3	0	0	0	3	25
04	GORMAN, Steph	2-6	0-1	0-0	0	1	1	2	4	1	2	0	1	2	22
24	ANIAMBOSOU, Marlen	1-2	0-0	0-2	0	3	3	2	2	1	0	0	1	1	10
32	HARRIS, Emmie	0-0	0-0	0-0	0	1	1	0	0	0	0	0	0	3	3
44	MASON, Deja	1-3	0-0	0-0	1	4	5	5	2	0	3	3	0	1	18
Team															
Totals		18-46	3-9	9-17	10	32	42	18	48	8	18	9	6	200	

1st - FG %:	5-12	41.7%	2nd: 6-11	54.5%	3rd: 4-11	36.4%	4th: 3-12	25.0%	Game: 18-46	39.1%	Deadball
3FG %:	1-1	100.0%	1-2	50.0%	1-2	50.0%	0-4	0.0%	3-9	33.3%	Rebounds
FT %:	0-0	0.0%	2-2	100.0%	2-4	50.0%	5-11	45.5%	9-17	52.9%	4,1

Air Force 44 • 4-9, 0-2 MWC

#	Player	Total		3-Ptr		Rebounds			PF	TP	A	TO	Blk	Stl	Min
		FG-FGA	FG-FGA	FT-FTA	Off	Def	Tot								
00	JONES, Haley	2-8	0-2	2-5	6	6	12	2	6	0	1	0	2	2	19
10	ITUGBU, Venessannah	0-4	0-0	1-2	3	3	6	2	1	0	1	3	1	3	31
13	CONROE, Emily	4-9	1-6	0-0	0	2	2	4	9	0	2	0	0	2	23
24	SPRINGFIELD, Alexis	1-3	0-0	0-0	0	1	1	3	2	0	1	0	2	2	31
32	IMMEL, Kaelin	2-11	0-3	1-2	0	1	1	2	5	1	4	0	2	2	34
01	AUTREY, Briana	1-7	0-1	1-2	0	1	1	3	3	2	2	0	2	1	19
14	TOMES, Noelle	0-1	0-0	0-0	0	0	0	1	0	0	0	0	0	7	7
23	SNYDER, Riley	4-13	1-4	7-7	2	1	3	0	16	1	3	1	3	2	26
55	HUFFMAN, Kassady	1-4	0-0	0-0	4	4	8	1	2	0	0	1	0	2	22
Team															
Totals		15-60	2-16	12-18	17	22	39	18	44	4	14	5	10	200	

1st - FG %:	1-11	9.1%	2nd: 5-17	29.4%	3rd: 4-15	26.7%	4th: 5-17	29.4%	Game: 15-60	25.0%	Deadball
3FG %:	1-4	25.0%	1-2	50.0%	0-3	0.0%	0-7	0.0%	2-16	12.5%	Rebounds
FT %:	2-4	50.0%	3-4	75.0%	2-4	50.0%	5-6	83.3%	12-18	66.7%	1

Officials: Bob Scofield, Jack Jones, Laura Rahe
Technical fouls: Utah State-None. Air Force-None.
Attendance: 509

Score by periods	1st	2nd	3rd	4th	Total
Utah State	11	15	11	11	48
Air Force	5	14	10	15	44

Last FG - US 4th-03:03, AF 4th-02:45.
Largest lead - US by 13 2nd-06:47, AF by 4 1st-08:13.
US led for 33:51. AF led for 05:00. Game was tied for 01:09.

Score tied - 1 time.
Lead changed - 1 time.

Official Basketball Box Score -- Game Totals -- Final Statistics
Colorado State vs Air Force
1/9/19 7:00 p.m. at USAF Academy, Colo.

Colorado State 48 • 7-7,1-2 MWC

#	Player	Total		3-Ptr		Rebounds			PF	TP	A	TO	Blk	Stl	Min
		FG-FGA	FG-FGA	FT-FTA	Off	Def	Tot								
44	NEUBERT, Tatum	2-6	0-0	0-0	1	3	4	0	4	0	0	1	1	1	16
21	HAMM, Myanne	1-4	0-3	2-2	0	0	0	5	4	0	0	0	4	3	37
23	COLAIVALU, Grace	1-2	0-1	1-2	0	2	2	4	3	1	3	1	1	1	14
24	MOUNSEY, Mollie	3-11	0-5	3-3	0	4	4	3	9	0	6	0	2	3	38
35	DEVOS, Lore	6-12	0-0	4-6	0	4	4	1	16	3	1	0	2	4	40
00	MOLE, Taylor	0-0	0-0	0-0	0	1	1	0	0	0	1	0	1	0	7
11	SVANHOLM, Lena	4-12	1-1	1-2	3	2	5	1	10	0	1	3	0	2	21
22	BROCKE, Lauren	0-0	0-0	0-0	0	2	2	2	0	0	3	0	1	2	20
34	DAVIS, Liah	1-3	0-0	0-0	0	1	1	0	2	0	0	1	0	1	7
Team															
Totals		18-50	1-10	11-15	8	25	33	16	48	4	17	6	12	200	

1st - FG %:	5-14	35.7%	2nd: 3-8	37.5%	3rd: 4-14	28.6%	4th: 6-14	42.9%	Game: 18-50	36.0%	Deadball
3FG %:	0-2	0.0%	0-0	0.0%	1-4	25.0%	0-4	0.0%	1-10	10.0%	Rebounds
FT %:	1-2	50.0%	3-4	75.0%	4-6	66.7%	3-3	100.0%	11-15	73.3%	3

Air Force 63 • 5-9, 1-2 MWC

#	Player	Total		3-Ptr		Rebounds			PF	TP	A	TO	Blk	Stl	Min
		FG-FGA	FG-FGA	FT-FTA	Off	Def	Tot								
00	JONES, Haley	2-4	0-0	0-0	1	2	3	1	4	2	2	1	2	1	19
13	CONROE, Emily	7-17	3-7	5-5	3	6	9	0	22	0	3	1	1	3	32
23	SNYDER, Riley	5-16	4-10	4-4	2	5	7	3	18	3	4	1	2	3	34
24	SPRINGFIELD, Alexis	0-1	0-1	0-0	1	1	2	2	0	3	1	0	1	2	24
32	IMMEL, Kaelin	3-13	1-4	4-6	2	6	8	0	11	1	1	0	1	3	36
01	AUTREY, Briana	1-6	0-2	0-0	0	0	0	2	2	2	2	0	1	1	15
10	ITUGBU, Venessannah	2-4	0-0	0-0	1	2	3	1	4	2	1	1	1	1	17
14	TOMES, Noelle	0-1	0-1	0-0	1	0	1	0	0	0	1	0	1	1	6
55	HUFFMAN, Kassady	1-3	0-0	0-0	2	2	4	3	2	1	0	0	0	1	17
Team															
Totals		21-65	8-25	13-15	19	25	44	12	63	14	16	4	10	200	

1st - FG %:	6-18	33.3%	2nd: 4-18	22.2%	3rd: 6-18	33.3%	4th: 5-11	45.5%	Game: 21-65	32.3%	Deadball
3FG %:	1-5	20.0%	2-8	25.0%	3-8	37.5%	2-4	50.0%	8-25	32.0%	Rebounds
FT %:	3-4	75.0%	2-2	100.0%	2-2	100.0%	6-7	85.7%	13-15	86.7%	2

Officials: Brenda Pantoja, Darren Krzesnik, Cheryll Blue
Technical fouls: Colorado State-None. Air Force-None.
Attendance: 462

Score by periods	1st	2nd	3rd	4th	Total
Colorado State	11	9	13	15	48
Air Force	16	12	17	18	63

Last FG - CSU 4th-01:12, AF 4th-00:09.
Largest lead - CSU by 1 1st-08:29, AF by 15 4th-00:09.
CSU led for 01:07. AF led for 37:44. Game was tied for 01:09.

Score tied - 1 time.
Lead changed - 2 times.

Official Basketball Box Score -- Game Totals -- Final Statistics
Air Force vs San Diego State
01-12-19 1:05 p.m. at Steve Fisher Court at Viejas Arena

Game 15

Game 16

Air Force 61 • 5-10, 1-3

#	Player	Total		3-Ptr		Rebounds			PF	TP	A	TO	Blk	Stl	Min
		FG-FGA	FG-FGA	FT-FTA	Off	Def	Tot								
23	SNYDER, Riley	5-11	2-4	0-2	0	3	3	4	12	0	0	0	0	2	23
00	JONES, Haley	1-6	0-0	0-0	1	3	4	0	2	3	3	1	0	2	31
13	CONROE, Emily	4-10	1-3	3-4	1	3	4	1	12	0	0	3	2	3	36
24	SPRINGFIELD, Alexis	2-6	0-0	0-0	0	0	0	4	5	2	0	0	0	2	22
32	IMMEL, Kaelin	5-14	2-4	3-4	4	2	6	5	15	0	4	0	2	2	27
01	AUTREY, Briana	2-4	0-0	3-4	0	0	0	5	7	1	2	0	1	9	9
10	ITUGBU, Venessannah	0-1	0-0	2-2	1	2	3	4	2	0	0	0	1	1	16
14	TOMES, Noelle	0-1	0-0	2-2	2	0	2	0	2	1	1	0	2	1	15
15	ELBOURNE, Tanisha	0-2	0-0	0-0	0	1	1	2	0	2	4	0	0	9	9
55	HUFFMAN, Kassady	2-2	0-0	1-3	2	2	4	2	5	1	0	2	1	2	22
Team															
Totals		21-57	5-11	14-21	14	16	30	28	61	13	17	6	9	200	

1st - FG %:	8-20	40.0%	2nd: 5-10	50.0%	3rd: 4-9	44.4%	4th: 4-18	22.2%	Game: 21-57	36.8%	Deadball
3FG %:	0-3	0.0%	2-3	66.7%	1-1	100.0%	2-4	50.0%	5-11	45.5%	Rebounds
FT %:	2-2	100.0%	1-2	50.0%	10-15	66.7%	1-2	50.0%	14-21	66.7%	3,2

San Diego State 70 • 6-8, 1-2

#	Player	Total		3-Ptr		Rebounds			PF	TP	A	TO	Blk	Stl	Min
		FG-FTA	FG-FGA	FT-FTA	Off	Def	Tot								
03	ADAMS, Mallory	f	2-10	0-0	3-6	7	5	12	2	7	0	1	1	1	30
22	DORNSTAUDEr, Zayn	c	2-5	0-0	4-4	2	3	5	2	8	1	2	0	2	12
02	RAMOS, Sophia		5-8	0-2	6-8	0	5	5	2	16	5	5	0	2	36
05	ADAMS, Tea	g	4-12	0-0	4-7	1	3	4	1	12	1	1	1	1	28
10	MURRAY, Naje	g	8-14	2-6	5-6	1	3	4	2	23	2	4	0	2	38
00	VILLA, Kennedy		0-1	0-0	1-2	1	0	1	2	1	0	1	0	0	14
04	TERRY, Monique		0-2	0-0	3-4	1	0	1	2	3	0	0	0	0	13
23	GOMEZ, Arantxa		0-0	0-0	0-0	0	2	2	3	0	0	0	1	1	11
23	GOMEZ, Loli		0-0	0-0	0-0	0	1	1	0	0	0	1	0	0	3
34	VANDERDOES, Baylee		0-0	0-0	0-0	0	2	2	4	0	0	1	1	0	15
	Team					12	2	13							
	Totals		21-52	2-8	26-37	15	25	40	20	70	9	16	4	9	200

BOX SCORES

Official Basketball Box Score -- Game Totals -- Final Statistics
Nevada vs Air Force
01/19/19 2:00 p.m. MT at USAF Academy, Colo.

Nevada 74 • 5-12, 1-5 MWC

#	Player	Total			3-Ptr	Rebounds			PF	TP	A	TO	Blk	Stl	Min
		FG	FGA	FT		FTA	Off	Def							
23	BRIGGS, Terae	r	4-7	0-0	5-7	1	12	13	3	13	2	1	1	0	33
23	WEST, Amaya	g	3-5	0-0	0-0	1	0	1	1	6	0	0	0	0	15
24	KING, Camariah	g	1-10	1-7	0-0	1	1	2	3	3	5	2	0	0	32
34	REDMON, Jade	g	7-14	0-0	4-4	3	3	6	2	18	1	4	1	2	37
35	DEARTH, Kristin	g	0-1	0-0	2-2	0	3	3	2	2	0	0	0	0	23
02	HAMILTON, Da'Ja	g	4-6	1-2	0-0	1	1	2	2	9	3	1	0	3	23
03	BOOKER, Essence	g	3-10	0-1	3-4	0	1	1	2	9	1	6	0	4	24
05	CHRISTIAN, Mikayla	g	0-0	0-0	0-0	1	0	1	0	0	1	0	0	0	4
15	TORBERT, Emma	g	1-3	0-1	0-0	1	0	1	3	2	0	1	1	3	11
21	LACY, Imani	g	5-10	0-0	2-4	3	1	4	0	12	0	6	0	1	23
Team						3	3	6							
Totals			28-66	2-11	16-21	15	25	40	18	74	12	22	3	13	225

1st - FG %:	6-11	54.5%	2nd: 8-14	57.1%	3rd: 4-9	44.4%	4th: 9-19	47.4%	Game: 28-66	42.4%	Deadball	
3FG %:	0-0	0.0%	0-1	0.0%	0-0	0.0%	2-5	40.0%	2-11	18.2%	Rebounds	
FT %:	3-6	50.0%	0-0	0.0%	4-4	100.0%	2-4	50.0%	16-21	76.2%	2,1	

Air Force 79 • 6-11, 2-3 MWC

#	Player		Total		3-Ptr	Rebounds			PF	TP	A	TO	Blk	Stl	Min
			FG-FGA	FG-FGA	FT-FTA	Off	Def	Tot							
23	SNYDER, Riley	r	10-14	1-2	1-2	1	5	6	2	22	0	4	0	1	39
55	HUFFMAN, Kassady	r	4-6	0-0	1-2	3	5	8	3	9	0	4	3	2	28
00	JONES, Haley	g	1-4	0-0	0-0	1	2	3	4	2	0	0	0	1	24
01	AUTREY, Briana	g	4-12	0-1	6-6	1	0	1	2	14	4	3	0	1	29
32	IMMEL, Kaelin	g	5-15	1-2	2-2	0	5	5	2	13	6	6	0	2	37
10	ITUGBU, Venessannah	g	0-1	0-0	0-0	0	0	0	1	0	0	1	1	1	11
13	CONROE, Emily	g	4-9	2-5	5-5	0	6	6	4	15	1	1	2	2	30
14	TOMES, Noelle	g	1-3	1-1	1-2	0	0	0	0	4	0	0	0	2	14
24	SPRINGFIELD, Alexis	g	0-2	0-0	0-0	1	0	1	1	0	2	1	0	1	13
Team						6	3	9							
Totals			29-66	5-11	16-19	13	26	39	19	79	13	21	6	13	225

1st - FG %:	3-14	21.4%	2nd: 9-13	69.2%	3rd: 8-20	40.0%	4th: 7-13	53.8%	Game: 29-66	43.9%	Deadball	
3FG %:	0-1	0.0%	4-6	66.7%	1-4	25.0%	0-0	0.0%	5-11	45.5%	Rebounds	
FT %:	1-2	50.0%	0-0	0.0%	0-1	0.0%	5-5	100.0%	16-19	84.2%	1	

Officials: Penny Davis, Kent Johnson, Robert Strong

Technical fouls: Nevada-None. Air Force-None.

Attendance: 747

Score by periods		1st	2nd	3rd	4th	OT	Total	Points	In	Off	2nd	Fast	Bench
		15	16	12	22	9	74						
Nevada		15	16	12	22	9	74	NV	40	23	15	6	32
Air Force		7	22	17	19	14	79	AF	46	18	10	16	19

Last FG - NV OT-04:43, AF OT-03:10.

Largest lead - NV by 9 1st-00:50, AF by 8 4th-09:19.

NV led for 17:51. AF led for 16:02. Game was tied for 11:05.

Score tied - 15 times.

Lead changed - 13 times.

Official Basketball Box Score -- Game Totals -- Final Statistics
San Jose State vs Air Force
01/26/19 2:00 PM MT at Clune Arena, USAF Academy, Colo.

San Jose State 77 • 1-17, 0-7 MWC

#	Player		Total		3-Ptr	Rebounds			PF	TP	A	TO	Blk	Stl	Min
			FG-FGA	FG-FGA	FT-FTA	Off	Def	Tot							
32	WILSON, Mikaylah	f	3-7	0-0	1-2	2	1	3	3	7	1	2	1	2	19
35	LEWIS, Cydni	r	0-2	0-0	0-0	0	4	4	3	0	2	1	1	0	15
04	HAFOKA, Fieme'a	g	4-8	2-4	2-2	1	2	3	0	12	2	2	0	0	24
22	MARQUEZ, Danae	g	4-7	2-2	0-0	1	1	2	5	10	3	4	0	1	28
30	ANDERSON, Megan	g	5-8	4-6	0-0	0	0	0	1	14	0	0	0	2	21
00	POTTER, Raziya		6-11	0-0	2-5	0	3	3	5	14	2	3	1	3	16
01	LEON, Nefer		0-0	0-0	0-0	0	0	0	0	0	0	2	0	0	3
02	KOHLHAAS, Andrea		0-3	0-2	0-0	0	3	3	2	0	1	1	0	2	22
05	BENALLY, Analyss		4-8	3-5	0-0	0	2	2	2	11	0	1	1	0	21
24	HARRIS, Alexis		2-3	0-0	0-2	1	1	2	1	4	1	0	2	1	16
33	CLARK, Courtney		2-3	0-0	1-4	1	4	5	2	5	2	2	0	1	15
	Team					0	3	3							
	Totals		30-60	11-19	6-15	6	24	30	24	77	14	18	6	12	200

1st - FG %:	8-14	57.1%	2nd: 8-16	50.0%	3rd: 10-17	58.8%	4th: 4-13	30.8%	Game: 30-60	50.0%	Deadball	
3FG %:	2-5	40.0%	3-4	75.0%	3-4	75.0%	3-6	50.0%	11-19	57.9%	Rebounds	
FT %:	1-2	50.0%	2-3	66.7%	0-1	0.0%	3-9	33.3%	6-15	40.0%	3,1	

Air Force 88 • 7-12, 3-5 MWC

#	Player		Total		3-Ptr	Rebounds			PF	TP	A	TO	Blk	Stl	Min
			FG-FGA	FG-FGA		FT-FTA	Off	Def							
23	SNYDER, Riley	f	7-12	2-7	2-2	0	2	2	3	18	1	5	0	0	31
55	HUFFMAN, Kassady	f	1-1	0-0	1-2	5	2	7	3	3	2	1	0	0	23
00	JONES, Haley	g	5-9	0-0	3-6	3	7	10	1	13	3	1	0	4	29
01	AUTREY, Briana	g	4-10	2-4	3-4	2	3	5	0	13	1	4	0	3	29
32	IMMEL, Kaelin	g	11-23	3-7	5-8	2	3	5	0	30	5	2	2	1	30
10	ITUGBU, Venessannah		0-1	0-0	0-0	2	0	2	4	0	0	0	0	0	11
13	CONROE, Emily		2-9	1-4	3-4	1	9	10	1	8	2	0	0	0	24
14	TOMES, Noelle		0-0	0-0	0-0	0	1	1	2	0	3	0	0	0	12
15	ELBOURNE, Tanisha		1-1	0-0	1-2	0	0	0	0	3	3	2	0	1	9
41	NICKS, Natalie		0-0	0-0	0-0	0	0	0	0	0	1	0	0	0	2
	Team					2	3	5							
Totals			31-66	8-22	18-28	17	30	47	14	88	20	16	2	9	200

1st - FG %:	7-15	46.7%	2nd: 7-16	43.8%	3rd: 8-16	50.0%	4th: 9-19	47.4%	Game: 31-66	47.0%	Deadball	
3FG %:	1-5	20.0%	2-7	28.6%	2-4	50.0%	3-6	50.0%	8-22	36.4%	Rebounds	
FT %:	1-4	25.0%	6-10	60.0%	0-0	0.0%	10-14	71.4%	18-28	64.3%	3	

Officials: Brian Woods, Adria Molina, Rick Thorne

Technical fouls: San Jose State-POTTER, Raziya, Air Force-TOMES, Noelle.

Attendance: 561

Score by periods		1st	2nd	3rd	4th	Total	Points	In	Off	2nd	Fast	Bench
		19	21	23	14	77						
San Jose State		19	21	23	14	77	SJ	37	21	2	15	34
Air Force		17	22	18	31	88	AF	30	24	14	12	11

Last FG - SJ 4th-00:39, AF 4th-00:47.

Largest lead - SJ by 9 2nd-03:13, AF by 11 4th-00:31.

SJ led for 26:49. AF led for 08:14. Game was tied for 04:57.

Score tied - 10 times.

Lead changed - 5 times.

Game 17

Official Basketball Box Score -- Game Totals -- Final Statistics
Air Force vs Boise St.
01/23/19 7:00 pm at

Air Force 48 • 6-12

#	Player		Total		3-Ptr	Rebounds			PF	TP	A	TO	Blk	Stl	Min
			FG-FGA	FG-FGA	FT-FTA	Off	Def	Tot							
23	SNYDER, Riley	r	2-11	1-5	2-2	1	2	3	0	7	2	1	1	2	30
55	HUFFMAN, Kassady	r	1-5	0-0	3-4	4	6	10	2	5	2	1	1	0	29
01	AUTREY, Briana	g	4-10	0-0	3-3	0	1	1	4	11	2	7	0	1	30
13	CONROE, Emily	g	3-5	0-1	0-2	1	4	5	1	6	0	3	1	0	16
32	IMMEL, Kaelin	g	3-15	0-3	2-3	0	2	2	3	8	2	1	0	0	24
00	JONES, Haley		2-7	0-1	1-2	2	1	3	1	5	0	2	0	0	20
05	BEALE, Kennedy		0-0	0-0	0-0	0	0	0	2	0	1	0	0	0	2
10	ITUGBU, Venessannah		0-0	0-0	0-0	1	1	2	1	0	0	0	1	2	13
14	TOMES, Noelle		2-5	1-2	1-2	0	0	0	3	6	1	2	1	0	23
21	MCFALLS, Michaela		0-2	0-0	0-0	0	1	1	0	0	0	0	0	0	6
41	NICKS, Natalie		0-1	0-0	0-0	0	0	0	0	0	0	0	0	0	7
	Team					5	1	6	3		1				
Totals			17-61	2-12	12-18	14	19	33	17	48	10	18	5	5	200

BOX SCORES



Official Basketball Box Score -- Game Totals -- Final Statistics
Air Force vs Colorado State
2/2/19 2 p.m. at Fort Collins, Colo. (Moby Arena)

Game 21

Game 22

Air Force 48 • 8-13, 4-6 MW

#	Player		Total			3-Ptr			Rebounds			PF	TP	A	TO	Blk	Stl	Min
			FG-FGA	FG-FGA	FT-FTA	FG-FGA	FG-FGA	FT-FTA	Off	Def	Tot							
23	SNYDER, Riley	r	3-11	1-5	0-0	4	4	8	1	7	0	1	1	1	21			
00	JONES, Haley	g	0-4	0-1	2-2	0	1	1	5	2	2	2	0	1	24			
01	AUTREY, Briana	g	3-12	0-3	0-0	2	0	2	3	6	2	3	0	2	29			
13	CONROE, Emily	g	1-5	0-2	0-0	2	4	6	4	2	1	0	0	2	24			
32	IMMEL, Kaelin	g	7-19	2-6	4-4	2	2	4	1	20	0	1	0	2	33			
10	ITUGBU, Venessannah		0-0	0-0	0-0	3	2	5	4	0	0	2	3	2	27			
14	TOMES, Noelle		3-5	2-3	1-2	0	2	2	1	9	0	1	0	0	23			
15	ELBOURNE, Tanisha		1-4	0-1	0-0	0	1	1	0	2	0	5	0	1	11			
21	MC FALLS, Michaela		0-0	0-0	0-0	0	1	1	2	0	2	0	0	0	7			
Team						2	2	4										
Totals			18-60	5-21	7-8	15	19	34	21	48	7	15	4	11	199			
1st - FG %: 5-14 35.7% 2nd: 4-14 28.6% 3rd: 5-15 33.3% 4th: 4-17 23.5% Game: 18-60 30.0% Deadball																		
3FG %: 2-6 33.3% 1-3 33.3% 1-5 20.0% 1-7 14.3% 5-21 23.8% Rebounds																		
FT %: 2-2 100.0% 1-2 50.0% 2-2 100.0% 2-2 100.0% 7-8 87.5% 0																		

Colorado State 55 • 8-12, 2-7 MW

#	Player		Total			3-Ptr			Rebounds			PF	TP	A	TO	Blk	Stl	Min
			FG-FGA	FG-FGA	FT-FTA	FG-FGA	FG-FGA	FT-FTA	Off	Def	Tot							
44	NEUBERT, Tatum	r	3-5	0-0	6-6	5	6	11	1	12	2	3	1	0	38			
21	HAMM, Myanne	g	3-7	1-2	2-2	0	5	5	2	9	1	4	1	8	39			
22	BROCKE, Lauren	g	0-1	0-1	0-0	0	1	1	1	0	0	0	0	0	17			
24	MOUNSEY, Mollie	g	3-7	1-2	4-8	0	7	7	1	11	1	1	1	0	40			
35	DEVOS, Lore	g	6-21	0-0	5-7	4	3	7	3	17	3	8	1	3	40			
11	SVANHOLM, Lena		0-0	0-0	0-0	1	1	2	0	0	0	1	0	0	7			
34	DAVIS, Liah		3-4	0-0	0-0	2	3	5	3	6	3	2	1	0	19			
Team						0	1	1										
Totals			18-45	2-5	17-23	12	27	39	11	55	10	19	5	11	200			
1st - FG %: 3-14 21.4% 2nd: 6-12 50.0% 3rd: 5-12 41.7% 4th: 4-7 57.1% Game: 18-45 40.0% Deadball																		
3FG %: 0-2 0.0% 0-0 0.0% 1-1 100.0% 1-2 50.0% 2-5 40.0%																		
FT %: 2-2 100.0% 2-3 66.7% 2-6 33.3% 11-12 91.7% 17-23 73.9% 2,1																		

Officials: Jack Jones, Janetta Graham, Scotty Hermann
Technical fouls: Air Force-None. Colorado State-None.
Attendance: 1436

Score by periods	1st	2nd	3rd	4th	Total
Air Force	14	10	13	11	48
Colorado State	8	14	13	20	55

Game 23

Game 24

COMBINED STATS

2018-19 Air Force Women's Basketball
Air Force Combined Team Statistics (as of Feb 03, 2019)
All games

Overall record: 8-13 Conf: 4-6 Home: 7-3 Away: 1-10 Neutral: 0-0

#	Player	gp-gs	min	avg	Total		3-Point		F-Throw		Rebounds								pts	avg		
					fg-fga	fg%	3fg-fga	3fg%	ft-fa	ft%	off	def	tot	avg	pf	dq	a	to			blk	stl
32	IMMEL, Kaelin	20-18	601	30.1	91-260	.350	24-71	.338	53-76	.697	26	58	84	4.2	38	1	29	51	3	17	259	13.0
23	SNYDER, Riley	21-19	558	26.6	81-229	.354	29-89	.326	29-41	.707	35	57	92	4.4	40	1	19	47	7	20	220	10.5
13	CONROE, Emily	21-13	555	26.4	73-189	.386	20-76	.263	35-49	.714	26	94	120	5.7	40	0	17	34	16	34	201	9.6
01	AUTREY, Briana	21-5	452	21.5	65-162	.401	9-38	.237	60-84	.714	13	35	48	2.3	55	2	41	92	2	35	199	9.5
00	JONES, Haley	21-11	461	22.0	49-135	.363	4-21	.190	32-56	.571	52	57	109	5.2	47	1	16	27	7	33	134	6.4
55	HUFFMAN, Kassady	19-14	423	22.3	27-73	.370	0-0	.000	33-57	.579	52	74	126	6.6	50	1	18	42	25	10	87	4.6
14	TOMES, Noelle	21-1	283	13.5	15-57	.263	7-25	.280	22-32	.688	12	10	22	1.0	19	0	13	14	1	8	59	2.8
15	ELBOURNE, Tanisha	11-0	94	8.5	12-23	.522	0-2	.000	3-10	.300	2	8	10	0.9	13	0	16	29	0	10	27	2.5
03	WINTERS, Cierra	5-0	22	4.4	4-9	.444	2-4	.500	1-4	.250	1	2	3	0.6	4	0	1	1	0	4	11	2.2
24	SPRINGFIELD, Alexis	17-16	288	16.9	16-56	.286	0-8	.000	4-19	.211	7	10	17	1.0	49	0	24	24	0	8	36	2.1
10	ITUGBU, Venessanna	21-8	372	17.7	10-40	.250	0-1	.000	19-26	.731	32	35	67	3.2	54	1	10	18	18	29	39	1.9
35	KUCHINS, Coco	3-0	8	2.7	1-3	.333	0-1	.000	1-2	.500	0	1	1	0.3	2	0	0	2	0	3	3	1.0
02	GADISON, Audrey	7-0	43	6.1	2-8	.250	1-4	.250	0-0	.000	2	2	4	0.6	4	0	0	0	0	4	5	0.7
21	MCFALLS, Michaela	10-0	44	4.4	2-9	.222	0-0	.000	1-2	.500	3	6	9	0.9	6	0	4	5	0	2	5	0.5
05	BEALE, Kennedy	4-0	6	1.5	1-2	.500	0-1	.000	0-0	.000	0	1	1	0.3	4	0	1	2	0	1	2	0.5
12	ADAMS, Jenna	1-0	1	1.0	0-0	.000	0-0	.000	0-0	.000	0	1	1	1.0	0	0	0	0	0	0	0	0.0
41	NICKS, Natalie	4-0	13	3.3	0-1	.000	0-0	.000	0-0	.000	0	0	0	0.0	0	0	0	1	0	0	0	0.0
Team											57	46	103		1			14				
Total.....		21	4224		449-1256	.357	96-341	.282	293-458	.640	320	497	817	38.9	426	7	209	403	79	218	1287	61.3
Opponents.....		21	4228		497-1202	.413	79-273	.289	302-458	.659	271	566	837	39.9	427	9	228	400	101	220	1375	65.5

TEAM STATISTICS	AF	OPP	Date	Opponent	Score	Att.
SCORING	1287	1375	11/06/18	WESTERN COLORADO	w 72-54	376
Points per game	61.3	65.5	11/09/18	GEORGE MASON	L 71-78	991
Scoring margin	-4.2	-	11/11/18	at Denver	L 66-92	386
FIELD GOALS-ATT	449-1256	497-1202	11/16/18	FAIRLEIGH DICKINSON	w 85-37	376
Field goal pct	.357	.413	11/21/18	at Army	w 71-60	913
3 POINT FG-ATT	96-341	79-273	11/24/18	at Northeastern	L 41-54	255
3-point FG pct	.282	.289	11/28/18	NORTHERN COLORADO	w 69-57	446
3-pt FG made per game	4.6	3.8	12/02/18	at Minnesota	L 50-67	3642
FREE THROWS-ATT	293-458	302-458	12/07/18	NAVY	L 47-54	1013
Free throw pct	.640	.659	12/18/18	at Portland	L 60-79	286
F-Throws made per game	14.0	14.4	12/20/18	at Oregon	L 36-82	7967
REBOUNDS	817	837	* 01/02/19	at New Mexico	L 57-78	4608
Rebounds per game	38.9	39.9	* 01/05/19	UTAH STATE	L 44-48	509
Rebounding margin	-1.0	-	* 01/09/19	COLORADO STATE	w 63-48	462
ASSISTS	209	228	* 01/12/19	at San Diego State	L 61-70	566
Assists per game	10.0	10.9	* 01/16/19	at UNLV	L 56-66	3149
TURNOVERS	403	400	* 01/19/19	NEVADA	Wot 79-74	747
Turnovers per game	19.2	19.0	* 01/23/19	at Boise St.	L 48-79	738
Turnover margin	-0.1	-	* 01/26/19	SAN JOSE STATE	w 88-77	561
Assist/turnover ratio	0.5	0.6	* 01/30/19	SAN DIEGO STATE	w 75-66	337
STEALS	218	220	* 2/2/19	at Colorado State	L 48-55	1436
Steals per game	10.4	10.5				
BLOCKS	79	101				
Blocks per game	3.8	4.8				
ATTENDANCE	5818	23946				
Home games-Avg/Game	10-582	11-2177				
Neutral site-Avg/Game	-	0-0				

* - Conference game

Score by Periods	1st	2nd	3rd	4th	OT	Totals
Air Force	302	301	301	369	14	1287
Opponents	310	329	367	360	9	1375

MOUNTAIN WEST STATS

2018-19 Air Force Women's Basketball
Air Force Combined Team Statistics (as of Feb 03, 2019)
Conference games only

RECORD:	OVERALL	HOME	AWAY	NEUTRAL
ALL GAMES	4-6	4-1	0-5	0-0
CONFERENCE	4-6	4-1	0-5	0-0
NON-CONFERENCE	0-0	0-0	0-0	0-0

#	Player	gp-gs	min	avg	Total		3-Point		F-Throw		Rebounds				pf	dq	a	to	blk	stl	pts	avg
					fg-fga	fg%	3fg-fga	3fg%	ft-fga	ft%	off	def	tot	avg								
32	IMMEL, Kaelin	10-10	307	30.7	50-152	.329	11-40	.275	32-42	.762	13	32	45	4.5	22	1	21	28	2	10	143	14.3
23	SNYDER, Riley	10-9	285	28.5	45-118	.381	13-49	.265	22-28	.786	13	26	39	3.9	19	0	9	25	5	12	125	12.5
13	CONROE, Emily	10-6	277	27.7	38-88	.432	12-39	.308	25-34	.735	14	48	62	6.2	19	0	8	15	10	15	113	11.3
01	AUTREY, Briana	10-5	223	22.3	26-77	.338	3-14	.214	22-31	.710	8	9	17	1.7	27	1	21	39	0	15	77	7.7
00	JONES, Haley	10-9	257	25.7	27-69	.391	0-9	.000	18-27	.667	22	31	53	5.3	23	1	11	18	3	20	72	7.2
55	HUFFMAN, Kassady	8-5	177	22.1	10-26	.385	0-0	.000	6-13	.462	21	26	47	5.9	17	0	6	10	8	3	26	3.3
14	TOMES, Noelle	10-0	140	14.0	7-20	.350	5-11	.455	11-14	.786	5	5	10	1.0	9	0	8	7	1	5	30	3.0
24	SPRINGFIELD, Alexis	6-5	113	18.8	5-19	.263	0-1	.000	0-4	.000	2	3	5	0.8	17	0	10	6	0	4	10	1.7
15	ELBOURNE, Tanisha	5-0	54	10.8	3-8	.375	0-1	.000	2-4	.500	0	4	4	0.8	4	0	10	20	0	3	8	1.6
21	MCFALLS, Michaela	3-0	23	7.7	2-5	.400	0-0	.000	0-0	.000	1	4	5	1.7	2	0	3	2	0	0	4	1.3
10	ITUGBU, Venessanna	10-1	152	15.2	3-16	.188	0-1	.000	3-4	.750	12	14	26	2.6	25	1	4	7	12	10	9	0.9
05	BEALE, Kennedy	3-0	5	1.7	1-1	1.000	0-0	.000	0-0	.000	0	1	1	0.3	4	0	1	2	0	1	2	0.7
03	WINTERS, Cierra	1-0	2	2.0	0-0	.000	0-0	.000	0-0	.000	0	0	0	0.0	1	0	0	1	0	1	0	0.0
41	NICKS, Natalie	2-0	9	4.5	0-1	.000	0-0	.000	0-0	.000	0	0	0	0.0	0	0	0	1	0	0	0	0.0
Team											32	19	51		1		7					
Total.....		10	2024		217-600	.362	44-165	.267	141-201	.701	143	222	365	36.5	190	4	112	188	41	99	619	61.9
Opponents.....		10	2025		245-566	.433	35-116	.302	136-202	.673	126	269	395	39.5	196	4	110	194	64	111	661	66.1

TEAM STATISTICS	AF	OPP	Date	Opponent	Score	Att.
SCORING	619	661	* 01/02/19	at New Mexico	L 57-78	4608
Points per game	61.9	66.1	* 01/05/19	UTAH STATE	L 44-48	509
Scoring margin	-4.2	-	* 01/09/19	COLORADO STATE	w 63-48	462
FIELD GOALS-ATT	217-600	245-566	* 01/12/19	at San Diego State	L 61-70	566
Field goal pct	.362	.433	* 01/16/19	at UNLV	L 56-66	3149
3 POINT FG-ATT	44-165	35-116	* 01/19/19	NEVADA	Wot 79-74	747
3-point FG pct	.267	.302	* 01/23/19	at Boise St.	L 48-79	738
3-pt FG made per game	4.4	3.5	* 01/26/19	SAN JOSE STATE	w 88-77	561
FREE THROWS-ATT	141-201	136-202	* 01/30/19	SAN DIEGO STATE	w 75-66	337
Free throw pct	.701	.673	* 2/2/19	at Colorado State	L 48-55	1436
F-Throws made per game	14.1	13.6	* - Conference game			
REBOUNDS	365	395				
Rebounds per game	36.5	39.5				
Rebounding margin	-3.0	-				
ASSISTS	112	110				
Assists per game	11.2	11.0				
TURNOVERS	188	194				
Turnovers per game	18.8	19.4				
Turnover margin	+0.6	-				
Assist/turnover ratio	0.6	0.6				
STEALS	99	111				
Steals per game	9.9	11.1				
BLOCKS	41	64				
Blocks per game	4.1	6.4				
ATTENDANCE	2616	10497				
Home games-Avg/Game	5-523	5-2099				
Neutral site-Avg/Game	-	0-0				

Score by Periods	1st	2nd	3rd	4th	OT	Totals
Air Force	140	140	146	179	14	619
Opponents	155	152	163	182	9	661

GAME BY GAME COMPARISONS

2018-19 Air Force Women's Basketball
Air Force Team Game-by-Game Comparison (as of Feb 03, 2019)
All games

Opponent	1st	2nd	Score	Mar	Total FG	FG Pct	3-Pointers	3FG Pct	Free Throws	FT Pct	Rebounds	Assist	T/Over	Block	Steal	Fouls
WESTERN COLORADO	39/22	33/32	72-54	+18	23-51/16-45	.451/.356	6-16/0-8	.375/.000	20-37/22-32	.541/.688	36/34 +2	10/4	24/25	7/1	15/14	28/29
GEORGE MASON	30/29	41/49	71-78	(7)	22-55/26-54	.400/.481	13-25/6-14	.520/.429	14-24/20-33	.593/.606	32/41 (9)	14/12	16/18	4/2	8/8	26/21
Denver	32/49	34/43	66-92	(26)	20-71/28-58	.282/.483	2-16/11-20	.125/.550	24-43/25-31	.558/.806	52/42 +10	5/15	21/19	0/9	13/6	27/32
FAIRLEIGH DICKINSON	46/21	39/16	85-37	+48	35-67/13-60	.522/.217	4-10/2-14	.400/.143	11-19/9-13	.579/.692	55/30 +25	14/5	20/25	7/6	17/8	14/19
Army	38/33	33/27	71-60	+11	23-54/21-59	.426/.356	3-9/4-14	.333/.286	22-32/14-25	.688/.560	40/36 +4	6/12	15/15	6/2	7/8	26/29
Northeastern	14/34	27/20	41-54	(13)	16-52/19-45	.308/.422	2-15/5-14	.133/.357	7-12/11-13	.583/.846	34/31 +3	8/12	27/26	4/1	15/10	20/14
NORTHERN COLORADO	24/21	45/36	69-57	+12	21-64/21-59	.328/.356	5-18/1-16	.278/.063	22-31/14-22	.710/.636	46/41 +5	10/10	15/18	1/6	10/10	16/23
Minnesota	16/30	34/37	50-67	(17)	18-61/23-59	.295/.390	4-17/1-10	.235/.100	10-17/20-39	.588/.513	38/54 (16)	7/8	20/17	1/3	9/13	27/19
NAVY	29/17	18/37	47-54	(7)	15-52/23-65	.288/.354	3-14/0-7	.214/.000	14-20/8-14	.700/.571	44/39 +5	4/5	24/16	5/1	10/13	16/17
Portland	33/37	27/42	60-79	(19)	25-69/28-63	.362/.444	5-16/7-18	.313/.389	5-15/16-24	.333/.667	45/44 +1	13/13	19/17	2/3	10/12	21/15
Oregon	22/39	14/43	36-82	(46)	14-60/34-69	.233/.493	5-20/7-22	.250/.318	3-7/7-10	.429/.700	30/50 (20)	6/22	14/10	1/3	5/7	15/13
New Mexico	25/37	32/41	57-78	(21)	23-58/31-69	.397/.449	1-12/2-15	.083/.133	10-19/14-24	.526/.583	37/44 (7)	9/12	29/19	3/9	9/19	22/21
UTAH STATE	19/26	25/22	44-48	(4)	15-60/18-46	.250/.391	2-16/3-9	.125/.333	12-18/9-17	.667/.529	39/42 (3)	4/8	14/18	5/9	10/6	18/18
COLORADO STATE	28/20	35/28	63-48	+15	21-65/18-50	.323/.360	8-25/1-10	.320/.100	13-15/11-15	.867/.733	44/33 +11	14/4	16/17	4/6	10/12	12/16
San Diego State	31/30	30/40	61-70	(9)	21-57/21-52	.368/.404	5-11/2-8	.455/.250	14-21/26-37	.667/.703	30/40 (10)	13/9	17/16	6/4	9/9	28/20
UNLV	29/31	27/35	56-66	(10)	16-53/21-44	.302/.477	4-21/1-5	.190/.200	20-30/23-26	.667/.885	25/41 (16)	9/9	17/27	2/8	13/8	24/24
NEVADA	29/31	36/34	79-74	+5	29-66/28-66	.439/.424	5-11/2-11	.455/.182	16-19/16-21	.842/.762	39/40 (1)	13/12	21/22	6/3	13/13	19/18
Boise St.	24/39	24/40	48-79	(31)	17-61/34-67	.279/.507	2-12/6-17	.167/.353	12-18/5-11	.667/.455	33/51 (18)	10/18	18/17	5/11	5/11	17/22
SAN JOSE STATE	39/40	49/37	88-77	+11	31-66/30-60	.470/.500	8-22/11-19	.364/.579	18-28/6-15	.643/.400	47/30 +17	20/14	16/18	2/6	9/12	14/24
SAN DIEGO STATE	32/31	43/35	75-66	+9	26-54/26-67	.481/.388	4-14/5-17	.286/.294	19-25/9-13	.760/.692	37/35 +2	13/14	25/21	4/3	10/10	15/22
Colorado State	24/22	24/33	48-55	(7)	18-60/18-45	.300/.400	5-21/2-5	.238/.400	7-8/17-23	.875/.739	34/39 (5)	7/10	15/19	4/5	11/11	21/11

Note: Game totals are displayed in the format TEAM/OPPONENT for each category

PLAYER GAME HIGHS

Air Force - INDIVIDUAL GAME HIGHS

Points	30		IMMEL, Kaelin vs San Jose State (01/26/19)
	25		IMMEL, Kaelin vs Western Colorado (11/06/18)
	24		AUTREY, Briana at Army (11/21/18)
	22		SNYDER, Riley vs Nevada (01/19/19)
	22		CONROE, Emily vs Colorado State (01/09/19)
Field Goals Made	11		IMMEL, Kaelin vs San Jose State (01/26/19)
	10		SNYDER, Riley vs Nevada (01/19/19)
	10		IMMEL, Kaelin vs Western Colorado (11/06/18)
Field Goal Att.	23		IMMEL, Kaelin vs San Jose State (01/26/19)
	19		IMMEL, Kaelin at Colorado State (2/2/19)
FG Pct (min 5 made)	1.000	(6-6)	JONES, Haley vs Fairleigh Dickinson (11/16/18)
	.833	(5-6)	JONES, Haley vs San Diego State (01/30/19)
3-Point FG Made	4		SNYDER, Riley vs Colorado State (01/09/19)
	4		SNYDER, Riley vs George Mason (11/09/18)
	4		IMMEL, Kaelin vs George Mason (11/09/18)
3-Point FG Att.	10		SNYDER, Riley vs Colorado State (01/09/19)
	7		SNYDER, Riley vs San Jose State (01/26/19)
	7		IMMEL, Kaelin vs San Jose State (01/26/19)
	7		CONROE, Emily vs Colorado State (01/09/19)
3-Pt FG Pct (min 2 made)	1.000	(2-2)	WINTERS, Cierra vs Fairleigh Dickinson (11/16/18)
	.800	(4-5)	SNYDER, Riley vs George Mason (11/09/18)
	.800	(4-5)	IMMEL, Kaelin vs George Mason (11/09/18)
Free Throws Made	8		AUTREY, Briana at Army (11/21/18)
	7		IMMEL, Kaelin vs San Diego State (01/30/19)
	7		SNYDER, Riley vs Utah State (01/05/19)
	7		AUTREY, Briana vs Northern Colorado (11/28/18)
Free Throw Att.	11		AUTREY, Briana vs Northern Colorado (11/28/18)
	10		HUFFMAN, Kassady vs Western Colorado (11/06/18)
FT Pct (min 3 made)	1.000	(7-7)	IMMEL, Kaelin vs San Diego State (01/30/19)
	1.000	(7-7)	SNYDER, Riley vs Utah State (01/05/19)
	1.000	(6-6)	AUTREY, Briana vs Nevada (01/19/19)
	1.000	(6-6)	AUTREY, Briana vs George Mason (11/09/18)
	1.000	(5-5)	CONROE, Emily vs Nevada (01/19/19)
	1.000	(5-5)	CONROE, Emily at UNLV (01/16/19)
	1.000	(5-5)	CONROE, Emily vs Colorado State (01/09/19)
	1.000	(4-4)	IMMEL, Kaelin at Colorado State (2/2/19)
	1.000	(4-4)	TOMES, Noelle vs San Diego State (01/30/19)
	1.000	(4-4)	SNYDER, Riley vs Colorado State (01/09/19)
	1.000	(4-4)	TOMES, Noelle vs NAVY (12/07/18)
	1.000	(4-4)	ITUGBU, Venessannah at Denver (11/11/18)
	1.000	(3-3)	AUTREY, Briana at Boise St. (01/23/19)
	1.000	(3-3)	JONES, Haley at UNLV (01/16/19)
Rebounds	13		CONROE, Emily vs San Diego State (01/30/19)
	12		JONES, Haley vs Utah State (01/05/19)
Assists	6		IMMEL, Kaelin vs Nevada (01/19/19)
	5		IMMEL, Kaelin vs San Jose State (01/26/19)
	5		SPRINGFIELD, Alexis at San Diego State (01/12/19)
	5		HUFFMAN, Kassady vs George Mason (11/09/18)
	5		AUTREY, Briana vs George Mason (11/09/18)
Steals	7		JONES, Haley at UNLV (01/16/19)
	6		AUTREY, Briana vs George Mason (11/09/18)
Blocked Shots	5		HUFFMAN, Kassady vs Fairleigh Dickinson (11/16/18)
	5		HUFFMAN, Kassady vs Western Colorado (11/06/18)