




AIR FORCE

MBB

HISTORY

TEAM AWARDS



Bob Spear Award

The Bob Spear Award is given to the player that is outstanding in all areas of the Academy -- academics, athletics and military performance. The award started in 1991 and is named for former head coach Bob Spear. Known as the "Father of Air Force Basketball," he coached the Falcons from 1957-71. Spear led the Falcons to a 177-175 record and is the winningest coach in school history. Spear led Air Force to winning seasons in seven of his 15 years and the school's first two NCAA Tournament appearances. His 1960 and 1962 squads were selected to the Midwest Regional. Spear also coached two of Air Force's five All-Americans (Bob Beckel and Cliff Parsons). Spear was inducted into the Air Force Athletics Hall of Fame in the spring of 2015.

Bob Spear Award

Year	Name
1991	Aaron Benson
1992	Brent Roberts
1993	Darren Hall
1994	Bryce Morgan
1995	Kenyon Bell
1996	Reggie Minton, Jr.
1997	Chris Kay
1998	Mike Freeman
1999	Glenn Gonzales
2000	Miguel Garcia Tyron Wright
2001	Jarvis Croff
2002	Lamoni Yazzie
2003	Tom Bellairs Vernard Jenkins
2004	A.J. Kuhle Joel Gerlach
2005	Nick Welch Antoine Hood
2006	Antoine Hood
2007	Jacob Burtschi Dan Nwaelele
2008	Tim Anderson
2009	Anwar Johnson
2010	Grant Parker
2011	Derek Brooks
2012	Taylor Stewart
2013	Todd Fletcher
2014	Chase Kammerer
2015	Kamryn Williams
2016	Zach Moer
2017	Zach Kocur

Cliff Parsons Falcon Award

The Falcon Award is given annually to the player that gives 100 percent regardless of the situation and his place on the team.

Year	Name
2001	Brian Ross
2002	Selwyn Mansell Ken Kirkpatrick
2003	Tim Keller
2004	Marcus Jenkins
2005	Tim Keller Caleb Buchanan
2006	John Frye Ryan Teets
2007	Nick Welch Tim Anderson
2008	Andrew Henke
2009	Hunter Myers
2010	Mike McLain Avery Merriex
2011	Kyle Green
2012	Shawn Hempsey
2013	Taylor Broekhuis
2014	Ethan Michael
2015	Zach Kocur
2016	Zach Kocur
2017	Zach Kocur

Bob Beckel Team MVP

Year	Name, Position
1959	Bob Beckel, G
1960-61	Jim Ulm, F
1962	Bob Schaumberg, F
1963	Parke Hinman, F
1964	John Judd, G
1965	Sam Peshut, F
1966	Ed Sullivan, F
1967	Fred Budinger, F
1968	Cliff Parsons, C
1969	Mike Klindt, F
1970	Bert Spear, G
1971	Charlie Brown, G
1972	Tom Blase, G
1973-74	Rich Nickelson, F
1975	Dan Kraft, G
1976	Randy Gricius, F
1977-78	Tom Schneeberger, F
1979	Randy Gricius, F/C
1980	Tim Harris, F
1981	Reggie Jones, C
1982-83	Rick Simmons, F
1984	Maurice McDonald, F
1985	Jon Jordan, F
1986	Maurice McDonald, F
1987-90	Raymond Dudley, G
1991	Chris Lowry, F
1992	Dale French, F
1993	George Irvin, G
1994-95	Otis Jones, G
1996-98	Jarmica Reese, G/F
1999	Tyron Wright, G/F
2000-01	Jarvis Croff, G
2002	Lamoni Yazzie, G
2003	Tim Keller, G
2004	A.J. Kuhle, G/F
2005	Nick Welch, C
2006	Antoine Hood, G
2007	Jacob Burtschi, F
2008	Tim Anderson, G
2009	Anwar Johnson, G
2010	Grant Parker/Evan Washington
2011	Evan Washington, G
2012-13	Michael Lyons, G
2014	Kamryn Williams, F
2015	Marek Olesinski, C
2016	Hayden Graham, F
2017	Hayden Graham, F



Zach Kocur



Hayden Graham

AWARDS / HONORS

All-Americans

Bob Beckel, 1958-59 (Helms)
Cliff Parsons, 1968 (Helms)

Honorable Mention

All-Americans

Raymond Dudley, 1989-90
(Basketball Times)
Otis Jones, 1995 (Basketball Times)
Nick Welch, 2004 (Associated Press)

Conference Player of the Year

Nick Welch, 2004 (MWC Co-Player)

First Team All-Conference

Raymond Dudley, 1989-90 (WAC)
Otis Jones, 1993-95 (WAC)
Nick Welch, 2004 (MWC)
Antoine Hood, 2006 (MWC)
Dan Nwaelele, 2007 (MWC)
Michael Lyons, 2013 (MW)

Second Team All-Conference

Tim Harris, 1981 (WAC)
Rick Simmons, 1982-83 (WAC)
Raymond Dudley, 1987-88 (WAC)
Tyron Wright, 1999 (WAC)
Jarvis Croff, 2000 (MWC)
A.J. Kuhle, 2004 (MWC)
Nick Welch, 2005 (MWC)
Antoine Hood, 2005 (MWC)
Jacob Burttschi, 2006-07 (MWC)
Tim Anderson, 2008 (MWC)
Michael Lyons, 2012 (MW)

Third Team All-Conference

Tim Keller, 2003-04 (MWC)
Michael Lyons, 2010-11 (MWC)
Tre' Coggins, 2014 (MW)

Conference Defensive Player of the Year

Tim Anderson, 2008 (MWC)

Conference

All-Newcomer Team

Raymond Dudley, 1987 (WAC)
Tom Bellairs, 2000 (MWC)

Conference Rookie of the Year

Raymond Dudley, 1987 (WAC)
Tom Bellairs, 2000 (MWC)
Joel Gerlach, 2001 (MWC)

Conference Coach of the Year

Reggie Minton, 2000 (MWC)
Joe Scott, 2004 (MWC)

Academic All-Conference

Aaron Benson, 1990-91
Steve Haase, 1991-92
Brent Roberts, 1991-92
Brad Boyer, 1992-93
Mark Cozad, 1992
Anthony Barrett, 1994-96
Mike Freeman, 1996-98
Rod Smith, 1997
Dylan Pope, 1998-99
Caleb Buchanan, 2005
Ryan Teets, 2006-07
Andrew Henke, 2008-09
Mike McLain, 2009
Sammy Schafer, 2009
Adam Brakeville, 2011
Todd Fletcher, 2011-13
Zach Kocur, 2015
Max Yon, 2015

NCAA Post-Graduate Scholarship Winners

James Cooper, 1970
Tom Blase, 1973
Rich Nickelson, 1974
Tom Schneeberger, 1978
Brent Roberts, 1992
Brad Boyer, 1993

Academic All-Americans

Cliff Parsons, 1968
James Cooper, 1970
Mark Bean, 1970
Steve Garst, 1973
Tom Blase, 1973
Rich Nickelson, 1973
Greg Schneider, 1976
Tom Schneeberger, 1978

All-Star Games

Bob Beckel, 1959 (East-West Shrine)
Raymond Dudley, 1990
(Portsmouth Classic)
Otis Jones, 1995 (Western Inv.)
Michael Lyons, 2013
(Portsmouth Classic)

USA Basketball Games Tryouts

Raymond Dudley, 1990
Jarmica Reese, 1998

NBA Tryouts

Tom Schneeberger, 1978
Antoine Hood, 2006
A.J. Kuhle, 2006
Dan Nwaelele, 2007
Jacob Burttschi, 2007
Michael Lyons, 2014
Hayden Graham, 2017

Air Force Academy Award Winners

Most Valuable Male Athlete

Don Wolfswinkel, 1960
Tom Schneeberger, 1978
Reggie Jones, 1981
Michael Lyons, 2013

Athletic Leadership Award

Bob Beckel, 1959
Bob Schaumburg, 1962
James Diffendorfer, 1963
Rick Schoenlein, 1976
Jeff Bowling, 1990
A.J. Kuhle, 2004

Scholar Athlete Award

Greg Schneider, 1976

Athletic Excellence Award

Mike Quinlan, 1961
Parke Hinman, 1964
Rich Nickelson, 1974
Randy Gricius, 1979
Tim Harris, 1981
Rob Marr, 1988
Raymond Dudley, 1990
Otis Jones, 1994 & 1995
Nick Welch, 2004
Antoine Hood, 2006
Tim Anderson, 2008

Athletic Achievement Award

Jarmica Reese, 1998
Jacob Burttschi, 2007

USAFA Special Basketball Award

Thomas O. Markham, Class of 1966



Michael Lyons

TEAM SINGLE GAME RECORDS

MOST POINTS

MOST POINTS - 124 vs. Doane (57), 11/22/97
MOST POINTS FIRST HALF - 64 vs. Doane, 11/22/97
MOST POINTS SECOND HALF - 65 vs. Arizona, 2/29/59; vs. Denver, 2/16/99
MOST OPPONENT POINTS - 114 by Wyoming (AFA 83), 3/2/68; TCU 1/21/99
MOST OPPONENT POINTS FIRST HALF - 65, Houston, 2/17/68; Wyoming, 3/2/68
MOST OPPONENT POINTS SECOND HALF - 64, Tulane, 2/10/68
MOST COMBINED POINTS - 201, AFA (87) vs. TCU (114), 1/21/99
MOST COMBINED POINTS FIRST HALF - 108, AFA (43) vs. Houston (65), 2/17/68; AFA (43) vs. Wyoming (65), 3/2/68
MOST COMBINED POINTS SECOND HALF - 122, AFA (65) vs. Denver (57), 2/16/99

FEWEST POINTS

FEWEST POINTS - 29 vs. Wyoming (59), 2/20/82
FEWEST POINTS FIRST HALF - 10 vs. BYU, 2/3/03; Minnesota, 12/30/77
FEWEST POINTS SECOND HALF - 13 vs. Fresno State, 11/28/80
FEWEST OPPONENT POINTS - 19 by Regis (AFA 30), 12/12/78
FEWEST OPPONENT POINTS FIRST HALF - 6 by Colorado College, 12/9/06
FEWEST OPPONENT POINTS SECOND HALF - 10 by Regis, 12/12/78
FEWEST COMBINED POINTS - 49, AFA (30) vs. Regis (19), 12/12/78
FEWEST COMBINED POINTS FIRST HALF - 23, AFA (14) vs. Regis (9), 12/12/78
FEWEST COMBINED POINTS SECOND HALF - 26, AFA (16) vs. Regis (10), 12/12/78

VICTORY / DEFEAT MARGINS

LARGEST VICTORY MARGIN - 67, AFA (124) vs. Doane (57), 11/22/97
LARGEST DEFEAT MARGIN - 51, AFA (57) vs. Utah (108), 12/23/65

FIELD GOALS

MOST FIELD GOALS MADE - 49 vs. New Mexico State, 2/5/66
MOST FIELD GOALS ATTEMPTED - 96 vs. New Mexico State, 2/5/66
FEWEST FIELD GOALS MADE - 8 vs. Wyoming, 2/20/82
FEWEST FIELD GOALS ATTEMPTED - 24 vs. Regis, 12/12/78
BEST FIELD GOAL PERCENTAGE - 75.0 vs. Doane (45-60), 11/22/97
BEST FIELD GOAL PERCENTAGE FIRST HALF - 86.7 vs. Colorado State (13-15), 2/15/03
BEST FIELD GOAL PERCENTAGE SECOND HALF - 78.9 vs. U.S. International (15-19), 12/7/85
WORST FIELD GOAL PERCENTAGE - 19.0 vs. Wyoming (8-42), 2/20/82

THREE-POINT FIELD GOALS

MOST THREE-POINT FIELD GOALS MADE - 18 vs. UT-Pan American, 12/5/02
MOST THREE-POINT FIELD GOALS ATTEMPTED - 39 at UNLV, 2/20/07
BEST THREE-POINT FIELD GOAL PERCENTAGE - 72.7 vs. Yale (8-11), 11/13/01; Doane (16-22), 11/22/97

FREE THROWS

MOST FREE THROWS MADE - 42 vs. Navy, 12/6/93
MOST FREE THROWS ATTEMPTED - 56 vs. Southern Colorado, 1/12/72
BEST FREE THROW PCT. - 1.000 vs. Colo. State (11-11), 3/8/90; at Colo. State (11-11), 2/7/05; vs. Texas Tech (15-15), 11/21/06
FEWEST FTs MADE - 0 vs. Texas Tech (0-4), 12/9/76; Wyoming (0-2), 2/20/82; New Mexico (0-0), 2/28/90; New Mexico (0-2), 1/9/93
FEWEST FREE THROWS ATTEMPTED - 0 vs. New Mexico, 2/28/90

MISCELLANEOUS STATISTICS

MOST REBOUNDS - 58 vs. Westminster (Utah), 12/4/57
MOST ASSISTS - 36 vs. Doane, 11/22/97
MOST PERSONAL FOULS - 37 vs. Southern Colorado, 1/12/72
FEWEST PERSONAL FOULS - 5 vs. Colorado College, 12/6/04
MOST COMBINED PERSONAL FOULS - 76, AFA (37) vs. Southern Colorado (39), 1/12/72
MOST DISQUALIFICATIONS - 5 vs. BYU 1/19/89
MOST COMBINED DISQUALIFICATIONS - 10, AFA (3), vs. Southern Colorado (7), 1/12/72
FEWEST TURNOVERS - 3 vs. Colorado College, 12/6/04; vs. Wyoming, 3/8/07

TEAM SINGLE GAME RECORDS

FIELD GOAL PERCENTAGE

No.	Pct.	FGM-FGA	Opp., Date
1.	75.0	45-60	Doane, 11/22/97
2.	72.5	29-40	BYU, 1/24/04
3.	71.9	23-32	Colorado State, 2/15/03
4.	71.4	25-35	Montana State, 11/30/01
5.	68.4	26-38	Utah, 1/19/06
6.	67.5	27-40	Georgia Southern, 1/1/03
7.	67.4	31-46	Western State, 11/22-14
8.	67.3	35-52	U.S. International, 12/8/86
9.	66.7	28-42	@Texas-Pan Am., 12/3/05
	66.7	24-36	Wyoming, 2/7/04

FREE THROW PERCENTAGE (min. 10 attempts)

No.	Pct.	FTM-FTA	Opp., Date
1.	1.000	15-15	vs. Texas Tech, 11/21/06
	1.000	11-11	@Colorado State, 2/7/05
	1.000	11-11	Colorado State, 3/8/90
4.	95.8	23-24	SMU, 1/23/99
5.	95.2	20-21	Northeast Louisiana, 12/4/78
6.	95.0	19-20	Wyoming, 3/7/02
7.	94.4	17-18	@Utah, 1/16/07
8.	94.1	16-17	Colorado College, 11/17/10
	94.1	16-17	Georgia, 3/19/07
	94.1	16-17	Colorado State, 2/1/92

LARGEST VICTORY MARGINS

No.	Margin	Score	Opp., Date
1.	67	124-57	Doane, 11/22/97
2.	58	107-49	Regis, 12/20/88
3.	53	115-62	Arizona, 2/28/59
4.	51	82-31	Colorado College, 12/9/06
	51	104-53	Colorado College, 2/6/57
6.	49	109-60	New Mexico State, 2/5/66
	49	90-41	Nebraska-Omaha, 1/7/60
8.	48	79-31	South Dakota, 12/5/62
9.	46	82-36	@Royal Roads (Can.), 3/9/57
	46	82-36	New Mexico State, 1/15/64
	46	99-53	Regis, 1/18/67

LARGEST DEFEAT MARGIN

No.	Margin	Score	Opp., Date
1.	51	108-57	@Utah, 12/23/65
2.	45	95-50	vs. Vanderbilt, 12/28/92
3.	43	91-48	@BYU, 2/13/10
	43	105-62	vs. Johnson&Wales, 11/15/16
5.	41	91-50	@New Mexico, 1/12/85
6.	40	84-44	vs. Wake Forest, 11/17/00
7.	39	79-40	@Colorado State, 1/16/13
	39	81-42	New Mexico, 1/31/12
9.	38	90-52	BYU, 2/9/11
10.	37	92-55	@New Mexico, 1/31/91

MOST COMBINED POINTS

No.	Pts.	Opp., Date
1.	210	AF (102), UNLV (108), 3/9/16
2.	201	AFA (87) vs. TCU (114), 1/21/99
3.	199	AFA (108) vs. U.S. Int'l (91), 2/3/90
	199	AFA (111) vs. Denver (88), 2/16/99
5.	197	AFA (103) vs. Nicholls State (94), 2/9/91
	197	AFA (83) vs. Wyoming (114), 3/2/68
7.	192	AFA (97) vs. Michigan (95), 2/26/66
8.	190	AFA (81) vs. Tulane (109), 2/10/68
8.	188	AFA (99) vs. U.S. Int'l (89), 12/8/86
	188	AFA (82) vs. Houston (106), 2/17/68
	188	AFA (104) vs. Regis (84), 12/1/71

FEWEST COMBINED POINTS

No.	Pts.	Opp., Date
1.	49	AFA (30) vs. Regis (19), 12/12/78
2.	72	AFA (35) at Texas-Pan Am (37), 2/16/04
3.	73	AFA (36) vs. No. Texas St. (37), 1/12/63
4.	75	AFA (37) vs. New Mexico (38), 1/22/81
	75	AFA (39) vs. Cornell (36), 12/29/81
6.	79	AFA (42) vs. E. Michigan (37), 12/30/11
	79	AFA (39) vs. Oklahoma (40), 1/31/59
8.	80	AFA (38) vs. Utah (42), 3/13/03
	80	AFA (35) vs. Utah (45), 2/1/03
10.	82	AFA (39) vs. Nebraska (43), 12/8/63

AIR FORCE CENTURY MARKS

Pts.	Opp., Date
124	Doane (57), 11/22/97
115	Arizona (62), 2/28/59
111	Denver (88), 2/16/99
109	New Mexico State (60), 2/5/66
109	Doane (NE) (69), 1/10/68
108	U.S. International (91), 2/3/90
107	Regis (49), 12/20/88
105	Johnson & Wales (62), 11/15/16
105	Regis (78), 2/25/70
104	Colorado College (53), 2/6/57
104	Regis (84), 12/1/71
104	Western State (61), 2/25/74
103	Nicholls State (94), 2/9/91
102	UNLV (108), 3/9/16
102	Western State (68), 11/15/12
102	Eastern New Mexico (69), 2/9/57
101	Montana State, 1/29/66
101	Tulane (85), 2/28/70
101	Doane (82), 11/13/98
100	Cal Poly SLO (90), 12/6/97

OPPONENT CENTURY MARKS

Pts.	Opp., Date
114	Wyoming (AFA 83), 3/26/68
114	TCU (AFA 87), 1/21/99
110	Brigham Young (AFA 77), 1/29/65
109	Tulane (AFA 81), 2/10/68
109	Colorado State (AFA 75), 12/11/71
108	UNLV (AFA 102), 3/9/16
108	Utah (AFA 57), 12/23/65
106	Houston (AFA 82), 2/17/68
103	Brigham Young (AFA 68), 1/16/93
100	Denver (AFA 90), 1/21/69
100	Mesa State (AFA 85), 12/9/89

TEAM CONFERENCE SINGLE GAME RECORDS

MOST POINTS

MOST POINTS - 93 vs. Brigham Young (91), 1/30/87
MOST POINTS FIRST HALF - 47 vs. Boise State, 1/19/13 and vs. New Mexico, 3/9/13
MOST POINTS SECOND HALF - 60 vs. Brigham Young, 2/17/94
MOST OPPONENT POINTS - 114 by TCU (AFA 87), 1/21/99
MOST OPPONENT POINTS FIRST HALF - 54 by Brigham Young, 1/22/87
MOST OPPONENT POINTS SECOND HALF - 62 by Brigham Young, 1/16/93
MOST COMBINED POINTS - 201, AFA (87) vs. TCU (114), 1/21/99

FEWEST POINTS

FEWEST POINTS - 29 vs. Wyoming (59), 2/20/82
FEWEST POINTS FIRST HALF - 10 at BYU, 2/3/03
FEWEST POINTS SECOND HALF - 16 vs. Wyoming, 2/20/82
FEWEST OPPONENT POINTS - 36 by TCU (AFA 57), 3/5/08
FEWEST OPPONENT POINTS FIRST HALF - 13 by BYU, 2/21/05
FEWEST OPPONENT POINTS SECOND HALF - 11 by New Mexico, 1/22/81
FEWEST COMBINED POINTS - 75, Air Force (37) vs. New Mexico (38), 1/22/81
FEWEST COMBINED POINTS FIRST HALF - 28, Air Force (13) at Utah (15), 2/1/03
FEWEST COMBINED POINTS SECOND HALF - 29, Air Force (18) vs. New Mexico (11), 1/22/81

VICTORY / DEFEAT MARGINS

LARGEST VICTORY MARGIN - 45, Air Force (88) vs. Wyoming (43), 2/3/07
LARGEST DEFEAT MARGIN - 43, Air Force (48) at BYU (91), 2/13/10

FIELD GOALS

MOST FIELD GOALS MADE - 36 at UNLV, 3/9/16
MOST FIELD GOALS ATTEMPTS - 81 at UNLV, 3/9/16
BEST FIELD GOAL PERCENTAGE - 72.5 vs. BYU (29-40), 1/24/04
BEST FIELD GOAL PERCENTAGE FIRST HALF - 86.7 vs. Colorado State (13-15), 2/15/03
BEST FIELD GOAL PERCENTAGE SECOND HALF - 75.0 vs. New Mexico (12-16), 1/17/04
WORST FIELD GOAL PERCENTAGE - 19.0 vs. Wyoming (8-42), 2/20/82
FEWEST FIELD GOALS ATTEMPTED - 32 at San Diego State, 2/22/03; vs. Colorado State, 2/15/03; at Utah, 2/16/02

THREE-POINT FIELD GOALS

MOST THREE-POINT FIELD GOALS MADE - 15 vs. New Mexico, 3/9/13 and at Colorado State, 1/3/07
MOST THREE-POINT FIELD GOALS ATTEMPTED - 39 at UNLV, 2/20/07
BEST THREE-POINT FIELD GOAL PERCENTAGE - 80.0 vs. Utah (4-5), 1/26/89

FREE THROWS

MOST FREE THROWS MADE - 34 vs. Utah, 2/19/94
MOST FREE THROWS ATTEMPTED - 42 vs. Utah, 2/19/94
MOST CONSECUTIVE FREE THROWS MADE - 17 at Utah, 1/16/07
BEST FREE THROW PERCENTAGE - 1.000 vs. Colorado State (11-11), 3/8/90; at Colorado State (11-11), 2/7/05
FEWEST FREE THROWS MADE - 0 vs. Wyoming, 1/13/82; New Mexico, 2/28/90; New Mexico, 1/9/93
FEWEST FREE THROWS ATTEMPTED - 0 vs. New Mexico, 2/28/90
WORST FREE THROW PERCENTAGE - 00.0 vs. Wyoming (0-2), 1/13/82; New Mexico (0-0), 1/13/92; New Mexico (0-2), 1/9/93

MISCELLANEOUS STATISTICS

MOST REBOUNDS - 52 vs. Utah, 1/22/86
MOST PERSONAL FOULS - 36 at UNLV, 3/9/16
FEWEST PERSONAL FOULS - 7 vs. Utah, 1/19/06
MOST COMBINED PERSONAL FOULS - 57, Air Force (31) vs. San Diego State (26), 2/5/94
MOST DISQUALIFICATIONS - 5 vs. Brigham Young, 1/19/89
MOST COMBINED DISQUALIFICATIONS - 6, Air Force (5) vs. Brigham Young (1), 1/19/89
FEWEST TURNOVERS - 5 at UNLV, 2/26/05
LONGEST GAME - 4 Overtimes vs. Wyoming, 1/28/02

TEAM CONFERENCE SINGLE GAME RECORDS

FIELD GOAL PERCENTAGE

No.	Pct.	FGM-FGA	Opp., Date
1.	72.5	24-40	BYU, 1/24/04
2.	71.9	23-32	Colorado State, 2/15/03
3.	68.4	26-38	Utah, 1/19/06
4.	66.7	24-36	Wyoming, 2/7/04
5.	63.0	29-46	Hawaii, 1/26/85
6.	62.5	25-40	@ New Mexico, 1/17/04
7.	61.9	26-42	TCU, 1/23/07
8.	61.5	24-39	New Mexico, 3/8/03
9.	61.8	21-34	UNLV, 1/12/08
10.	61.1	33-54	San Jose State, 1/7/15

FREE THROW PERCENTAGE (min. 10 attempts)

No.	Pct.	FTM-FTA	Opp., Date
1.	1.000	11-11	@ Colorado St., 2/7/05
2.	95.8	23-24	SMU, 1/23/99
3.	95.7	22-23	Utah, 3/1/01
4.	94.4	17-18	@ Utah, 1/16/07
5.	94.2	16-17	Colorado State, 2/1/92
6.	92.3	12-13	Utah, 2/3/01
7.	91.7	11-12	Utah, 2/19/87
8.	91.3	21-23	Boise State, 1/19/13
	91.3	21-23	New Mexico, 1/9/07
10.	90.9	10-11	@ Boise State, 2/20/13
	90.9	10-11	Brigham Young, 1/8/96

MOST COMBINED POINTS

No.	Pts.	Opp., Date
1.	210	AFA (102, UNLV (108), 3/9/16
2.	201	AFA (87) vs. TCU (114), 1/21/99
3.	190	AFA (97) vs. Citadel (93), 12/2/15
4.	184	AFA (93) vs. Brigham Young (91), 1/30/87
5.	180	AFA (91) vs. Utah (89), 2/19/94
	180	AFA (89) vs. Colorado State (91), 2/3/96
7.	178	AFA (80) vs. Brigham Young (98), 2/20/93
8.	177	AFA (89) vs. New Mexico (88), 3/9/13
	177	AFA (88) vs. Brigham Young (89), 1/19/89
10.	176	AFA (82) vs. Brigham Young (94), 2/17/96

FEWEST COMBINED POINTS

No.	Pts.	Opp., Date
1.	75	AFA (37) vs. New Mexico (38), 1/22/81
2.	80	AFA (35) vs. Utah (45), 2/1/03
3.	84	AFA (38) vs. Wyoming (46), 3/6/81
4.	85	AFA (43) vs. Utah (42), 2/12/82
5.	87	AFA (38) at San Diego State (49), 2/6/08
6.	88	AFA (29) vs. Wyoming (59), 2/20/82
7.	89	AFA (43) at UNLV (46), 3/4/09
	89	AFA (46) vs. San Diego State (43), 3/8/08
9.	90	AFA (44) at Wyoming (46), 1/20/03
10.	91	AFA (42) at UNLV (49), 2/15/11
	91	AFA (47) vs. New Mexico (44), 2/9/02
	91	AFA (46) vs. Colorado State (45), 1/29/01

LARGEST VICTORY MARGIN

No.	Margin	Score	Opp., Date
1.	45	88-43	Wyoming, 2/3/07
2.	33	72-39	TCU, 1/23/07
3.	31	70-39	BYU, 2/21/05
4.	28	81-53	San Diego State, 2/9/95
5.	27	70-43	Colorado State, 3/7/81
6.	26	69-43	Utah, 2/14/07
	26	75-49	TCU, 1/14/06
	26	68-42	@New Mexico, 1/17/04
9.	24	80-56	Hawaii, 1/10/87
10.	23	73-50	Wyoming, 2/7/15
	23	81-58	UNLV, 2/22/17

LARGEST DEFEAT MARGIN

No.	Margin	Score	Opp., Date
1.	43	91-48	@BYU, 2/13/10
2.	41	91-50	@New Mexico, 1/12/85
3.	39	79-40	@Colorado State, 1/16/13
4.	39	81-42	New Mexico, 1/31/12
5.	38	90-52	BYU, 2/9/11
6.	37	92-55	@New Mexico, 1/31/91
7.	36	100-64	@UNLV, 1/16/16
8.	35	103-68	BYU, 1/16/93
9.	32	65-33	@BYU, 2/3/03
	32	82-50	@Fresno State, 2/17/96
	32	77-45	San Diego State, 1/21/15

INDIVIDUAL SINGLE GAME RECORDS

POINTS/FIELD GOALS

MOST POINTS - 50, Bob Beckel vs. Arizona, 2/29/59
 MOST FIELD GOALS MADE - 18, Bob Beckel vs. Colorado Mines, 12/15/56
 MOST FIELD GOALS ATTEMPTED - 34, Bob Beckel vs. Colorado Mines, 12/15/56
 BEST FIELD GOAL PERCENTAGE - 1.000, Maurice McDonald (10-10) vs. New Mexico, 2/20/84

THREE-POINT FIELD GOALS

MOST THREE-POINT FIELD GOALS MADE - 9, Jarmica Reese vs. Doane, 11/22/97; Chris Lowry vs. Nicholls State, 2/9/91
 MOST THREE-POINT FIELD GOALS ATTEMPTED - 19, Jarvis Croff vs. Utah, 3/9/00
 BEST THREE-POINT FIELD GOAL PERCENTAGE - 90.0, Jarmica Reese (9-10) vs. Doane, 11/22/97

FREE THROWS

MOST FREE THROWS MADE - 17, Otis Jones vs. Utah, 2/19/94
 MOST FREE THROWS ATTEMPTED - 21, Bob Beckel vs. Washington (MO), 1/18/58
 BEST FREE THROW PERCENTAGE - 1.000, Bob Beckel (13-13) vs. Creighton, 1/29/58; Raymond Dudley (12-12) vs. Brigham Young, 1/19/89, Otis Jones (12-12) vs. Utah, 1/13/94; Dan Nwaelele (11-11) vs. IPFW, 12/2/06; Dale French (11-11) vs. Kent State, 12/21/91; Tim Keller (11-11) vs. Wyoming, 2/7/04; Otis Jones (10-10) vs. Colorado State, 1/2/93; Chris Loll (10-10) vs. Navy, 12/6/93; Otis Jones (10-10) vs. UTEP, 3/2/95; Jarmica Reese (10-10) vs. Denver, 2/24/98; Anwar Johnson (10-10) vs. Colorado State, 1/22/08; Frank Toohey (10-10) vs. UNLV, 2/16/16

MISCELLANEOUS STATISTICS

MOST REBOUNDS - 21, Ron Weilert vs. Tulane, 2/28/70; Randy Gricius vs. Washburn, 11/28/79
 MOST ASSISTS - 14, Bob Djokovich vs. Oklahoma City, 2/5/77; Jeff Bowling vs. Pepperdine, 12/1/89
 MOST STEALS - 7, Max Yon vs. Colorado Christian, 11/20/13; Chris Carter vs. Army, 11/11/11; Tim Anderson vs. San Diego State, 3/13/08; Jeff Bowling vs. Hawaii, 1/31/89
 MOST BLOCKED SHOTS - 6, Taylor Broekhuis vs. TCU, 2/22/12; Bryce Morgan vs. Navy, 11/27/93; vs. Doane, 12/4/93
 MOST CONSECUTIVE POINTS SCORED - 21, Jarmica Reese vs. UNLV, 1/10/98
 MOST POINTS SCORED OFF THE BENCH - 31, Tyron Wright vs. Denver, 1/6/98

TOP INDIVIDUAL SCORING PERFORMANCES

No.	Pts.	Player, Date
1.	50	Bob Beckel vs. Arizona, 2/28/59
2.	48	Bob Beckel vs. Eastern New Mexico, 2/9/57
3.	47	Bob Beckel at Colorado Mines, 12/15/56
4.	46	Bob Beckel vs. Kansas Wesleyan, 1/9/57
5.	45	Michael Lyons vs. Colorado State, 2/16/13
6.	42	Otis Jones vs. Adams State, 12/5/94
	42	Chris Lowry vs. Nicholls State, 2/9/91
8.	40	Jarmica Reese at UNLV, 1/10/98
9.	39	Raymond Dudley vs. Harvard, 12/2/89
10.	38	Raymond Dudley vs. Portland, 12/22/88
11.	37	Jacob Van vs. UNLV, 3/9/16
	37	Michael Lyons vs. Boise State, 1/19/13
	37	Jarmica Reese vs. Doane, 11/22/97
	37	Otis Jones vs. Navy, 11/26/94
	37	Otis Jones vs. Regis, 12/1/94
16.	36	Raymond Dudley vs. UTEP, 1/14/89
	36	Raymond Dudley vs. BYU, 1/19/89
	36	Tim Harris vs. Colorado State, 2/16/80
19.	35	Tre' Coggins vs. Jackson State, 11/14/13
	35	Otis Jones vs. Doane, 12/3/94
	35	Raymond Dudley vs. San Diego State, 2/4/89

TOP INDIVIDUAL FIELD GOAL PERCENTAGES

No.	Pct.	FGM-A	Player, Date
1.	1.000	10-10	Maurice McDonald at UNM, 2/20/84
2.	93.3	14-15	Chris Lowry vs. Nicholls State, 2/9/91
3.	92.3	12-13	Charlie Nelson at SDSU, 2/10/96
4.	90.9	10-11	Tom Bellairs at Arkansas State, 12/5/01
	90.9	10-11	Robert Todd vs. Long Beach St., 11/21/00
	90.9	10-11	Tom Schneeberger at Valparaiso, 2/13/78
	90.9	10-11	Tom Schneeberger at Cal-Irvine, 2/28/76
8.	90.0	9-10	Mike Fitzgerald vs. Nevada, 1/9/13
	90.0	9-10	Nick Welch vs. BYU, 1/24/04
	90.0	9-10	Bert Spear vs. Massachusetts, 12/9/67
	90.0	9-10	Scott Etnyre vs. Florida State, 12/26/63

TOP INDIVIDUAL FREE THROW PERFORMANCES

No.	Pct.	FTM-A	Player, Date
1.	1.000	13-13	Bob Beckel vs. Creighton, 1/29/58
	1.000	12-12	Otis Jones at Utah, 1/13/94
	1.000	12-12	Raymond Dudley vs. BYU, 1/19/89
	1.000	12-12	Cliff Persons vs. Denver, 2/15/67
	1.000	11-11	Dan Nwaelele vs. IPFW, 12/2/06
	1.000	11-11	Dale French vs. Kent State, 12/21/91
	1.000	11-11	Tim Keller vs. Wyoming, 2/7/04
	1.000	10-10	Done 11 Times, Most Recent: Jacob Van vs. Wyoming, 3/8/17

INDIVIDUAL SINGLE GAME RECORDS

TOP REBOUNTING PERFORMANCES

No.	Reb.	Player, Date
1.	21	Randy Gricius vs. Washburn (KS), 11/29/78
	21	Ron Weilert vs. Tulane, 2/28/70
3.	20	Butch Viccellio vs. Arizona, 12/17/60
4.	19	Cliff Parsons vs. Washburn, 1/24/68
	19	Cliff Parsons vs. Arkansas State, 12/9/68
	19	Miguel Garcia at San Diego State, 1/20/00
7.	18	Bob Schaumberg vs. Denver, 12/10/60
	18	Aaron Benson vs. Valparaiso, 11/25/89
	18	David Schuck at SMU, 1/23/99
	18	Tom Bellairs at Dartmouth, 12/30/99
11.	17	Cliff Parsons vs. Colorado, 11/30/68
	17	Cliff Parsons vs. Abilene Christian, 12/7/68
	17	Cliff Parsons vs. Stanford, 12/14/68
	17	Cliff Parsons vs. Oklahoma City, 2/15/69
	17	Cliff Parsons at No. Michigan, 2/22/69
	17	Dan Pflueger vs. Denver, 2/26/72
	17	Randy Gricius vs. So. Colorado, 1/29/76
	17	Randy Gricius at Texas Tech, 12/3/77
	17	Tom Schneeberger vs. Utah State, 2/12/77
	17	Reggie Jones vs. Loyola (IL), 1/15/80
	17	Reggie Jones vs. Drake, 12/13/79
	17	Reggie Jones vs. Southern Colorado, 12/9/80
	17	David Schuck vs. Colorado State, 1/28/99
	17	Tom Bellairs at San Diego State, 1/20/00

TOP OPPONENT SCORING PERFORMANCES

No.	Pts.	Player, Date
1.	49	Adrian Dantley, @Notre Dame, 2/10/75
2.	43	Tom Hawkins, @Notre Dame, 2/8/58
	43	Elvin Hayes, @Houston, 2/17/68
4.	42	Jimmy Collins, @New Mexico State, 2/14/70
	42	Bubba Wells, vs. Austin Peay, 12/29/95
6.	41	Harry Hollins, Denver, 1/21/67
	41	Ted Rose, @Northern Michigan, 2/22/69
8.	40	Flynn Robinson, @Wyoming, 2/29/64
9.	38	Kelvin Hamilton, Nicholls State, 2/9/91
	38	Jim Kopp, Rockhurst (MO), 1/26/72
	38	Flynn Robinson, Wyoming, 1/30/65
	38	Kenny Page, @New Mexico, 2/28/81
	38	Derron Jones, Adams State, 11/28/96
	38	Ike Nwamu, UNLV, 3/9/16
15.	37	Olivier Saint-Jean, San Jose State, 2/13/97



INDIVIDUAL CONFERENCE SINGLE GAME RECORDS

POINTS/FIELD GOALS

MOST POINTS - 45, Michael Lyons vs. Colorado State, 2/16/13

MOST FIELD GOALS MADE - 17, Michael Lyons vs. Colorado State, 2/16/13

MOST FIELD GOALS ATTEMPTED - 32, Jarmica Reese vs. UNLV, 1/10/98

BEST FIELD GOAL PERCENTAGE - 1.000, Maurice McDonald (10-10) vs. New Mexico, 2/20/84

THREE-POINT FIELD GOALS

MOST THREE-POINT FIELD GOALS MADE - 8, Raymond Dudley vs. UTEP, 1/14/89; Jarvis Croff vs. Utah, 3/9/00

MOST THREE-POINT FIELD GOAL ATTEMPTS - 19, Jarvis Croff vs. Utah, 3/9/00

BEST THREE-POINT FIELD GOAL PERCENTAGE - 1.000, Marek Olesinski vs. New Mexico (4-4), 3/9/13; Dan Nwaelele at UNLV (4-4), 1/25/06; Jacob Van (3-3) at UNLV, 3/9/16* (Done 11 times, most recent listed).

FREE THROWS

MOST FREE THROWS MADE - 17, Otis Jones vs. Utah, 2/19/94

MOST FREE THROWS ATTEMPTED - 20, Otis Jones vs. Utah, 2/19/94

BEST FREE THROW PERCENTAGE - 1.000, Raymond Dudley (12-12) vs. Brigham Young, 1/19/89; Otis Jones (12-12) vs. Utah, 1/13/94; Tim Keller (11-11) vs. Wyoming, 2/7/04; Otis Jones (10-10) vs. Colorado State, 1/2/93; Otis Jones (10-10) vs. UTEP, 3/2/95; Anwar Johnson (10-10) vs. Colorado State, 1/22/08; Frank Toohey vs. UNLV (2/16/16)

MISCELLANEOUS STATISTICS

MOST REBOUNDS - 19, Miguel Garcia vs. San Diego State, 1/20/00

MOST ASSISTS - 12, Jeff Bowling vs. Hawaii, 1/31/89

MOST STEALS - 7, Jeff Bowling vs. Hawaii, 1/31/89

MOST BLOCKED SHOTS - 6, Taylor Broekhuis vs. TCU, 2/22/12

MOST CONSECUTIVE POINTS SCORED - 21, Jarmica Reese vs. UNLV, 1/10/98



INDIVIDUAL CONFERENCE SINGLE GAME RECORDS

TOP INDIVIDUAL SCORING PERFORMANCES

No.	Pts.	Player, Date
1.	45	Michael Lyons vs. Colorado State, 2/16/13
2.	40	Jarmica Reese at UNLV, 1/10/98
3.	37	Jacob Van at UNLV, 3/9/16
	37	Michael Lyons vs. Boise State, 1/19/13
5.	36	Raymond Dudley vs. UTEP, 1/14/89
	36	Raymond Dudley vs. Brigham Young, 1/19/89
	36	Tyron Wright vs. SMU, 2/18/99
8.	35	Raymond Dudley vs. San Diego State, 2/4/89
9.	34	Chris Loll vs. Brigham Young, 1/7/95
10.	33	Otis Jones vs. Colorado State, 1/26/95
11.	32	Otis Jones vs. Hawaii, 1/27/94
	32	Otis Jones vs. San Diego State, 1/29/94
	32	Otis Jones vs. Utah, 2/19/94
	32	Otis Jones vs. Wyoming, 3/3/94
15.	31	Otis Jones vs. Brigham Young, 2/17/94
	31	Raymond Dudley vs. Hawaii, 1/31/89
	31	Raymond Dudley at New Mexico, 2/11/89
18.	30	Michael Lyons vs. New Mexico, 3/9/13
	30	Mike Fitzgerald vs. Nevada, 1/9/13
	30	Antoine Hood vs. Colorado State, 2/15/03
	30	Raymond Dudley at UTEP, 2/9/89
	30	Otis Jones vs. Hawaii, 2/11/95
	30	Jarmica Reese vs. Colorado State, 2/3/96
	30	Tyron Wright vs. Colorado State, 1/28/99

TOP FIELD GOAL PERCENTAGES (min. 10 attempts)

No.	Pct.	FGM-A	Player, Date
1.	1.000	10-10	Maurice McDonald at UNM, 2/20/84
2.	92.3	12-13	Charlie Nelson at San Diego St., 2/10/96
3.	90.0	9-10	Nick Welch vs. BYU, 1/24/04
4.	84.6	11-13	Charlie Nelson at UTEP, 2/26/94
5.	81.8	9-11	Rick Simmons vs. Hawaii, 2/28/83
6.	90.0	9-10	Mike Fitzgerald vs. Nevad, 1/9/13
7.	80.0	8-10	Andrew Henke vs. Colo. State, 2/21/09
	80.0	8-10	Antoine Hood vs. Colo. State, 2/15/03
	80.0	8-10	Joel Gerlach at UNLV, 2/28/02
	80.0	8-10	Rick Simmons vs. San Diego St., 2/26/83

TOP FREE THROW PERCENTAGES

No.	Pct.	FTM-A	Player, Date
1.	1.000	12-12	Otis Jones at Utah, 1/13/94
	1.000	12-12	Raymond Dudley vs. BYU, 1/19/89
	1.000	11-11	Tim Keller vs. Wyoming, 2/7/04
	1.000	10-10	Frank Toohey vs. UNLV, 3/9/16
	1.000	10-10	Otis Jones vs. Colorado State, 1/2/93
	1.000	10-10	Otis Jones vs. UTEP, 3/2/95
	1.000	10-10	Anwar Johnson vs. Colo. State, 1/22/08
	1.000	10-10	Jacob Van vs. Wyoming, 3/8/17
	1.000	9-9	Raymond Dudley vs. San Diego St., 2/4/89
	1.000	9-9	Steve Haase vs. Wyoming, 3/3/92
	1.000	9-9	Charles Smith vs. UTEP, 2/7/91

TOP INDIVIDUAL REBOUNDING PERFORMANCE

No.	Reb.	Player, Date
1.	19	Miguel Garcia at San Diego State, 1/20/00
2.	18	David Schuck at SMU, 1/23/99
3.	17	Tom Bellairs at San Diego State, 1/20/00
4.	17	David Schuck vs. Colorado State, 1/28/99
5.	16	Reggie Jones vs. UTEP, 1/24/81
6.	15	Jon Jordan at Utah, 2/14/85
	15	David Schuck vs. UNLV, 2/6/99
	15	Tom Bellairs vs. New Mexico, 2/12/00
	15	Tom Bellairs vs. San Diego State, 2/24/00
10.	14	Billy Humphrey vs. SMU, 1/22/97
	14	Maurice McDonald vs. Utah, 2/20/86
	14	Reggie Jones at San Diego State, 1/15/81
13.	13	Kamryn Williams vs. Boise State, 3/8/14
	13	Jarmica Reese vs. Hawaii, 1/9/97
	13	Charlie Nelson at UTEP, 2/26/94
	13	Reggie Jones at New Mexico, 2/28/81
	13	Reggie Jones vs. New Mexico, 1/22/81
	13	Aaron Benson vs. San Diego State, 1/13/90
	13	Brad Boyer vs. UTEP, 2/25/93
	13	Tom Bellairs at Wyoming, 2/21/00
	13	Tom Bellairs vs. Wyoming, 1/27/01
	13	Jacob Burtschi vs. TCU, 1/14/06

TOP OPPONENT SCORING PERFORMANCES

No.	Pts.	Player, Date
1.	38	Kenny Page, @New Mexico, 2/28/81
	38	Ike Nwamu, UNLV, 3/9/16
3.	37	Olivier Saint-Jean, San Jose State, 2/13/97
4.	36	Brandon Clarke, San Jose State, 1/14/17
5.	35	Marlow White, @New Mexico, 2/24/94
6.	33	Michael Smith, BYU, 1/19/89
	33	Tony Ross, @San Diego State, 2/7/87
	33	Ugo Udezue, Wyoming, 1/30/99
9.	32	Ruben Douglas, @New Mexico, 2/8/03
	32	Elijah Brown, New Mexico, 2/20/16
11.	31	Rafael Araujo, BYU, 3/1/03
	31	Luc Longley, New Mexico, 2/25/89
13.	30	Anothony Carter, Hawaii, 1/9/97
	30	Reggie Cross, @Hawaii, 1/5/89
	30	Johnny Brown, New Mexico, 2/22/86
	30	Kendrick Brooks, @Fresno State, 2/17/96
	30	Kenneth Roberts, BYU, 2/22/96
	30	Ceedric Goodwyn, @Colo. State, 2/27/99
	30	LaDarion Jones, Wyoming, 2/5/00
	30	Gian Clavell, Colorado State, 3/9/17
	30	D.J. Fenner, Nevada, 1/18/17

TEAM SINGLE SEASON RECORDS

POINTS/TEAM RECORDS

MOST POINTS SCORED - 2,414, 2006-07
 HIGHEST SCORING AVERAGE - 76.9 (26 G, 2,000 P), 1965-66
 BEST WINNING PERCENTAGE - 24-7 (.774), 2005-06
 MOST VICTORIES - 26, 2006-07
 FEWEST LOSSES - 6, 1957-58
 MOST LOSSES - 23, 1995-96
 FEWEST POINTS ALLOWED - 1,282, 1962-63
 BEST DEFENSIVE AVERAGE - 50.9 (29 G, 1,475 Pts.), 2003-04
 MOST POINTS ALLOWED - 2,477, 2016-17
 HIGHEST DEFENSIVE AVERAGE - 80.0 (24 G, 1,921 P), 1967-68

FIELD GOALS

MOST FIELD GOALS MADE - 817, 2016-17
 MOST FIELD GOALS ATTEMPTED - 1,876, 2016-17
 BEST FIELD GOAL PERCENTAGE - 49.03 (815-1,662), 2006-07

THREE-POINT FIELD GOALS

MOST THREE-POINT FIELD GOALS MADE - 316, 2006-07
 MOST THREE-POINT FIELD GOALS ATTEMPTED - 789, 2006-07
 BEST THREE-POINT FIELD GOAL PERCENTAGE - 40.5, 1988-89

FREE THROWS

MOST FREE THROWS MADE - 513, 2016-17
 MOST FREE THROWS ATTEMPTED - 715, 2016-17
 BEST FREE THROW PERCENTAGE - 77.0 (483-627), 1990-91

MISCELLANEOUS STATISTICS

MOST PERSONAL FOULS - 617, 2015-16
 FEWEST PERSONAL FOULS - 23, 1961-62
 MOST REBOUNDS - 1,150, 2016-17
 MOST BLOCKED SHOTS - 111, 1993-94
 LONGEST WINNING STREAK - 13 Games, 2003-04; 2006-07
 LONGEST HOME WINNING STREAK - 30 Games, 2005-2007
 LONGEST LOSING STREAK - 17 Games, 2008-09
 MOST STEALS - 331, 1993-94
 MOST ASSISTS - 533, 2006-07

TOP SCORING SEASONS

No.	Pts.	Gms.	Season
1.	2,414	35	2006-07
2.	2,411	33	2016-17
3.	2,241	32	2012-13
4.	2,189	32	2015-16
	2,138	32	1989-90
6.	2,074	32	2010-11
7.	2,013	28	1988-89
8.	2,000	26	1965-66
9.	1,990	31	2005-06
10.	1,981	26	1998-99

TOP SCORING AVERAGES

No.	Avg.	Gms.	Pts.	Season
1.	76.9	26	2,000	1965-66
2.	76.2	26	1,981	1998-99
3.	76.0	24	1,824	1969-70
4.	74.7	24	1,793	1967-68
5.	73.3	24	1,760	1968-69
6.	73.1	33	2,411	2016-17
7.	71.9	26	1,870	1970-71
	71.9	28	2,013	1988-89
9.	71.5	21	1,501	1956-57
10.	71.3	27	1,925	1986-87

MOST FIELD GOALS MADE

No.	FGM	Gms.	Season
1.	817	33	2016-17
2.	815	35	2006-07
3.	795	32	2012-13
4.	767	26	1965-66
5.	752	32	2015-16
6.	751	32	1989-90
7.	743	28	1984-85
8.	731	28	1988-89
9.	722	32	2010-11
10.	720	25	1977-78

TEAM SINGLE SEASON RECORDS

MOST FIELD GOALS ATTEMPTED

No.	FGA	Gms.	Season
1.	1,876	33	2016-17
2.	1,761	32	2015-16
3.	1,711	32	1989-90
4.	1,703	26	1998-99
5.	1,690	32	2012-13
6.	1,684	28	1995-96
7.	1,673	28	1999-2000
8.	1,662	35	2006-07
9.	1,642	28	1994-95
10.	1,628	28	1984-85

TOP FIELD GOAL PERCENTAGES

No.	Pct.	FGM-FGA	Season
1.	49.03	815-1662	2006-07
2.	49.00	663-1353	1969-70
3.	48.9	731-1494	1988-89
4.	48.3	683-1413	2005-06
5.	48.11	536-1114	2002-03
6.	48.10	585-1216	2003-04
7.	47.7	645-1351	1978-79
8.	47.5	767-1614	1965-66
9.	47.4	716-1510	1986-87
10.	47.1	722-1532	2010-11

MOST 3-POINTERS MADE

No.	3sM	Gms.	Season
1.	316	35	2006-07
2.	276	31	2005-06
3.	272	32	2012-13
4.	266	30	2004-05
5.	264	33	2016-17
6.	245	29	2003-04
	245	29	2000-01
8.	233	26	1998-99
9.	219	28	2002-03
10.	216	30	2013-14

MOST 3-POINTERS ATTEMPTED

No.	3sA	Gms.	Season
1.	789	35	2006-07
2.	738	26	1998-99
3.	729	30	2004-05
4.	728	33	2016-17
5.	712	32	2012-13
6.	684	31	2005-06
7.	683	29	2000-01
8.	653	30	2013-14
9.	647	29	2003-04
10.	596	32	2015-16

TOP 3-POINT PERCENTAGES

No.	Pct.	3M-3A	Season
1.	40.5	137-338	1988-89
2.	40.4	276-684	2005-06
3.	40.1	316-789	2006-07
4.	39.1	125-320	1987-88
5.	38.3	196-512	1997-98
6.	38.2	272-712	2012-13
7.	37.9	245-647	2003-04
8.	37.7	212-563	2010-11
	37.7	206-546	2008-09
	37.7	214-567	2007-08

MOST FREE THROWS MADE

No.	FTM	Gms.	Season
1.	513	33	2016-17
2.	498	24	1969-70
3.	490	26	1998-99
4.	483	29	1990-91
	483	32	2015-16
6.	468	35	2006-07
7.	466	26	1965-66
8.	463	21	1956-57
9.	457	32	1989-90
10.	448	29	1991-92

MOST FREE THROWS ATTEMPTED

No.	FTA	Gms.	Season
1.	715	33	2016-17
2.	700	26	1998-99
3.	689	24	1969-70
4.	677	25	1971-72
5.	673	21	1956-57
6.	668	26	1970-71
	668	26	1965-66
8.	630	26	1993-94
9.	627	29	1990-91
	627	24	1960-61

TOP FREE THROW PERCENTAGES

No.	Pct.	FTM-FTA	Season
1.	77.0	483-627	1990-91
2.	75.5	468-620	2006-07
3.	74.8	448-599	1991-92
	74.8	457-611	1989-90
5.	74.5	348-467	2005-06
6.	73.2	340-468	1962-63
7.	72.4	498-689	1969-70
8.	72.0	285-396	2004-05
9.	71.7	513-715	2016-17
10.	71.4	379-531	2012-13

MOST REBOUNDS

No.	Reb.	Gms.	Season
1.	1,150	33	2016-17
2.	1,145	26	1970-71
3.	1,109	32	2015-16
4.	1,086	26	1998-99
5.	1,081	24	1967-68
6.	1,073	26	1965-66
7.	1,067	25	1971-72
8.	1,040	28	1995-96
9.	1,038	24	1960-61
10.	1,029	29	1985-86
	1,029	24	1968-69

TOP REBOUNDING AVERAGES

No.	Avg.	Gms.	Reb.	Season
1.	45.0	24	1,081	1967-68
2.	44.0	26	1,145	1970-71
3.	43.2	24	1,038	1960-61
4.	42.9	24	1,029	1968-69
5.	42.7	25	1,067	1971-72
6.	41.8	26	1,086	1998-99
7.	41.5	23	955	1957-58
8.	41.4	21	870	1956-57
9.	41.3	26	1,073	1965-66
10.	40.9	24	981	1966-67

MOST ASSISTS

No.	Asts	Gms.	Season
1.	533	35	2006-07
2.	508	32	2012-13
3.	494	32	2010-11
	494	33	2016-17
5.	448	32	1989-90
6.	445	31	2005-06
7.	420	32	2015-16
8.	419	30	2013-14
9.	415	27	1976-77
10.	405	30	2004-05

MOST STEALS

No.	Stls	Gms.	Season
1.	331	26	1993-94
2.	262	30	2004-05
3.	249	31	2005-06
4.	243	28	1999-2000
5.	234	35	2006-07
6.	228	28	2001-02
7.	225	29	2003-04
8.	211	29	2000-01
9.	209	26	1998-99
10.	206	32	2012-13

TEAM CONFERENCE SINGLE SEASON RECORDS

POINTS / TEAM RECORDS

MOST POINTS SCORED - 1,250, 2016-17 (18 Games)
 HIGHEST SCORING AVERAGE - 69.8, 1988-89
 BEST WINNING PERCENTAGE - .857 (12-2), 2003-04
 MOST VICTORIES - 12, 2005-06, 2003-04
 MOST LOSSES - 17, 1995-96
 FEWEST POINTS ALLOWED - 761, 2003-04
 BEST DEFENSIVE AVERAGE - 54.4 (14 G, 761 Pts.), 2003-04
 MOST POINTS ALLOWED - 1,393, 2016-17
 HIGHEST DEFENSIVE AVERAGE - 77.4, 2016-17

FIELD GOALS

MOST FIELD GOALS MADE - 436, 2016-17 (18 Games)
 MOST FIELD GOALS ATTEMPTED - 1,100, 1995-96 (18 games)
 BEST FIELD GOAL PERCENTAGE - 50.4 (289-573), 2003-04

THREE-POINT FIELD GOALS

MOST THREE-POINT GOALS MADE - 136, 2005-06
 MOST THREE-POINT GOALS ATTEMPTED - 403, 2016-17
 BEST THREE-POINT FIELD GOAL PERCENTAGE - 42.4 (122-288), 2003-04

FREE THROWS

MOST FREE THROWS MADE - 276, 1993-94 (18 games)
 MOST FREE THROWS ATTEMPTED - 387, 1993-94 (18 games)
 BEST FREE THROW PERCENTAGE - 78.3, 2006-07

MISCELLANEOUS STATISTICS

MOST REBOUNDS - 640, 1995-96 (18 games)
 MOST BLOCKED SHOTS - 67, 1994, 1994-95
 LONGEST WINNING STREAK - 10, 2005-07
 LONGEST HOME WINNING STREAK - 17, 2005-07
 MOST STEALS - 151, 1988-89
 MOST ASSISTS - 262, 2016-17

TOP SCORING SEASONS

No.	Pts.	Gms.	Season
1.	1,250	18	2016-17
2.	1,196	18	1993-94
3.	1,187	18	1994-95
4.	1,146	18	2015-16
5.	1,140	18	1995-96
6.	1,117	16	1988-89
7.	1,111	18	2013-14
8.	1,100	16	1986-87
9.	1,082	18	1992-93
10.	1,071	16	2012-13

TOP SCORING AVERAGES

No.	Avg.	Gms.	Pts.	Season
1.	70.4	14	985	1998-99
2.	69.8	16	1,117	1988-89
3.	69.4	18	1,250	2016-17
4.	68.8	16	1,100	1986-87
5.	66.9	16	1,071	2012-13
6.	66.4	18	1,196	1993-94
7.	65.9	18	1,187	1994-95
8.	65.4	16	1,046	1996-97
9.	64.6	14	904	1999-2000
10.	63.7	18	1,146	2015-16

MOST FIELD GOALS MADE

No.	FGM	Gms.	Season
1.	436	18	2016-17
2.	427	18	1995-96
3.	414	18	1994-95
4.	409	18	1993-94
5.	398	16	1984-85
6.	391	18	2013-14
7.	390	16	1988-89
	390	18	2015-16
9.	385	18	1992-93
10.	379	16	1996-97
	379	16	1986-87

TEAM CONFERENCE SINGLE SEASON RECORDS

MOST FIELD GOALS ATTEMPTED

No.	FGA	Gms.	Season
1.	1,100	18	1995-96
2.	1,062	18	1994-95
3.	1,048	18	1993-94
4.	1,033	18	2016-17
5.	977	18	1992-93
6.	967	16	1996-97
7.	948	18	2015-16
8.	941	18	2013-14
9.	915	18	2014-15
10.	909	16	1984-85

TOP FIELD GOAL PERCENTAGES

No.	Pct.	FGM-FGA	Season
1.	50.4	289-573	2003-04
2.	48.5	347-716	2005-06
3.	47.1	390-828	1988-89
4.	46.5	254-546	2002-03
5.	46.2	374-810	2012-13
6.	46.0	349-758	2010-11
7.	45.7	413-903	1986-87
	45.7	418-915	2014-15
9.	45.6	355-780	1980-81
10.	44.9	338-752	2006-07

MOST 3-POINTERS MADE

No.	3sM	Gms.	Season
1.	136	16	2005-06
2.	134	18	2016-17
3.	129	16	2006-07
4.	128	16	2012-13
5.	127	18	2014-15
6.	124	18	2013-14
	124	18	2015-16
8.	123	14	2004-05
9.	122	14	2003-04
	122	14	1998-99

MOST 3-POINTERS ATTEMPTED

No.	3sA	Gms.	Season
1.	403	18	2016-17
2.	401	18	2013-14
3.	399	14	1998-99
4.	357	18	2014-15
5.	355	18	2015-16
6.	354	16	2006-07
7.	349	16	2012-13
	349	16	2005-06
9.	340	14	2004-05
10.	337	18	1994-95

TOP 3-POINT PERCENTAGES

No.	Pct.	3M-3A	Season
1.	42.4	122-288	2003-04
2.	39.5	79-200	1988-89
3.	39.4	91-231	1989-90
4.	39.3	83-211	1987-88
5.	39.2	120-306	2010-11
6.	39.0	136-349	2005-06
7.	37.5	109-291	2007-08
8.	37.1	63-170	1986-87
9.	36.7	128-349	2012-13
10.	36.4	129-354	2006-07

MOST FREE THROWS MADE

No.	FTM	Gms.	Season
1.	276	18	1993-94
2.	258	16	1988-89
3.	246	18	1994-95
4.	244	18	2016-17
5.	242	18	2015-16
6.	235	14	1998-99
7.	230	16	1991-92
8.	229	18	1992-93
9.	224	16	1990-91
10.	222	14	1999-2000

MOST FREE THROWS ATTEMPTED

No.	FTA	Gms.	Season
1.	387	18	1993-94
2.	358	18	2016-17
3.	356	18	1994-95
4.	354	16	1988-89
5.	350	18	2015-16
6.	335	14	1998-99
7.	332	18	1995-96
	332	18	1992-93
9.	321	16	1991-92
10.	318	16	2007-08

TOP FREE THROW PERCENTAGES

No.	Pct.	FTM-FTA	Season
1.	78.3	213-272	2006-07
2.	77.4	195-252	2012-13
3.	77.0	117-152	2004-05
4.	73.7	224-304	1990-91
5.	72.9	258-354	1988-89
6.	72.4	176-243	1989-90
	72.4	152-210	2005-06
8.	71.9	174-242	2001-02
	71.9	182-253	2000-01
10.	71.7	230-321	1991-92

MOST REBOUNDS

No.	Reb.	Gms.	Season
1.	640	18	1995-96
2.	612	18	2016-17
3.	607	16	1996-97
4.	602	18	1994-95
5.	596	18	1993-94
6.	583	14	1998-99
	583	18	2015-16
8.	559	18	2013-14
9.	558	18	1992-93
10.	533	16	1986-87
	533	16	1985-86
	533	16	1982-83

BEST REBOUNDING AVERAGE

No.	Avg.	Gms.	Reb.	Season
1.	41.6	14	583	1998-99
2.	37.9	16	607	1996-97
3.	35.6	18	640	1995-96
4.	34.0	18	612	2016-17
5.	33.7	14	472	1999-00
6.	33.4	18	602	1994-95
7.	33.3	16	533	1986-87
	33.3	16	533	1985-86
	33.3	16	533	1982-83
10.	33.1	18	596	1993-94

MOST ASSISTS

No.	Asts	Gms.	Season
1.	267	18	2014-15
2.	262	18	2016-17
3.	251	16	2010-11
4.	245	16	2012-13
5.	239	18	1995-96
6.	235	18	2013-14
7.	228	16	1986-87
8.	223	14	1996-97
	223	18	2015-16
10.	220	16	2005-06

MOST STEALS

No.	Stls	Gms.	Season
1.	141	14	2004-05
2.	120	16	2005-06
3.	119	14	2001-02
4.	116	18	2016-17
5.	114	18	1994-95
6.	109	18	2014-15
7.	108	16	2006-07
8.	107	14	1998-99
9.	104	14	2003-04
	104	14	1999-2000

INDIVIDUAL SINGLE SEASON RECORDS

POINTS

MOST POINTS SCORED - 746, Raymond Dudley, 1988-89
 BEST SCORING AVERAGE - 26.6, Raymond Dudley, 1988-89

FIELD GOALS

MOST FIELD GOALS MADE - 262, Raymond Dudley, 1989-90
 MOST FIELD GOALS ATTEMPTED - 568, Raymond Dudley, 1989-90
 BEST FIELD GOAL PERCENTAGE - 59.6, Aaron Benson (62-104), 1989-90

THREE-POINT FIELD GOALS

MOST THREE-POINT FIELD GOALS MADE - 105, Raymond Dudley, 1988-89
 MOST THREE-POINT FIELD GOALS ATTEMPTED - 241, Raymond Dudley, 1989-90
 BEST THREE-POINT FIELD GOAL PERCENTAGE - 50.9, Matt McCraw (55-108), 2004-05

FREE THROWS

MOST FREE THROWS MADE - 177, Bob Beckel, 1956-57
 MOST FREE THROWS ATTEMPTED - 230, Bob Beckel, 1956-57
 BEST FREE THROW PERCENTAGE - 92.3, Todd Fletcher (48-52), 2011-12
 MOST CONSECUTIVE FREE THROWS MADE - 29, Dan Nwaelele, 2005-06

MISCELLANEOUS STATISTICS

MOST REBOUNDS - 293, Cliff Parsons, 1968-69
 MOST PERSONAL FOULS - 114, Joel Gerlach, 2001-02
 MOST ASSISTS - 224, Jeff Bowling, 1989-90
 MOST BLOCKED SHOTS - 56, Reggie Jones, 1980-81
 MOST STEALS - 71, Jacob Burtschi, 2005-06

TOP SCORING PERFORMANCES

No.	Pts.	Player	FG-3s-FT	Season
1.	746	Raymond Dudley	262-105-117	1988-89
2.	670	Otis Jones	213-71-173	1994-95
3.	663	Otis Jones	206-77-174	1993-94
4.	620	Raymond Dudley	225-82-88	1989-90
5.	555	Bob Beckel	189-0-177	1956-57
6.	540	Cliff Parsons	207-0-126	1967-68
7.	530	Michael Lyons	191-52-96	2012-13
8.	499	Dan Nwaelele	163-76-97	2006-07
	499	Bob Beckel	187-0-125	1957-58
10.	495	Tom Schneeberger	193-0-109	1976-77

TOP SCORING AVERAGES

No.	Avg.	Player	Gms.	Pts.	Season
1.	26.6	Raymond Dudley	28	746	1988-89
2.	26.4	Bob Beckel	21	555	1956-57
3.	25.5	Otis Jones	26	663	1993-94
4.	23.9	Otis Jones	28	670	1994-95
5.	22.5	Cliff Parsons	24	540	1967-68
6.	21.7	Bob Beckel	23	499	1957-58
7.	21.4	Raymond Dudley	29	620	1989-90
8.	20.6	Bob Beckel	23	472	1958-59
9.	19.3	Cliff Parsons	23	445	1967-68
10.	18.8	Jarmica Reese	26	488	1997-98

MOST FIELD GOALS MADE

No.	FGM	Player	Season
1.	262	Raymond Dudley	1988-89
2.	225	Raymond Dudley	1989-90
3.	213	Otis Jones	1994-95
4.	207	Cliff Parsons	1967-68
5.	206	Otis Jones	1993-94
6.	193	Randy Gricius	1978-79
	193	Tom Schneeberger	1976-77
8.	191	Michael Lyons	2012-13
9.	189	Bob Beckel	1956-57
10.	187	Bob Beckel	1957-58

MOST FIELD GOAL ATTEMPTS

No.	FGA	Player	Season
1.	568	Raymond Dudley	1989-90
2.	549	Raymond Dudley	1998-89
3.	495	Otis Jones	1994-95
4.	461	Otis Jones	1993-94
5.	406	Cliff Parsons	1967-68
6.	405	Michael Lyons	2012-13
7.	402	Jarvis Croff	1989-90
8.	394	Rich Nickelson	1972-73
9.	385	Raymond Dudley	1987-88
10.	376	Jarmica Reese	1997-98

INDIVIDUAL SINGLE SEASON RECORDS

TOP FIELD GOAL PERCENTAGES (min. 100 att.)

No.	Pct.	FGM-FGA	Player	Season
1.	59.6	62-104	Aaron Benson	1989-90
2.	56.9	107-188	Taylor Broekhuis	2012-13
3.	56.8	71-125	Bill Purcell	1969-70
4.	56.7	85-150	Mike Lockwood	1986-87
5.	56.4	133-236	Randy Gricius	1975-76
6.	56.3	67-119	John Frye	2005-06
7.	56.3	166-295	Tim Harris	1978-79
8.	55.9	132-236	Gregg Popovich	1969-70
9.	55.9	119-213	Bill Purcell	1970-71
10.	55.6	193-347	Randy Gricius	1978-79

MOST 3-POINTERS MADE

No.	3sM	Player	Season
1.	105	Raymond Dudley	1988-89
2.	83	Jarvis Croff	1999-2000
3.	82	Raymond Dudley	1989-90
4.	78	Tim Keller	2002-03
5.	77	Otis Jones	1993-94
6.	76	Dan Nwaelele	2006-07
7.	73	Tom Fow	2010-11
8.	72	Tre' Coggins	2013-14
	72	Matt McCraw	2006-07
10.	71	Andrew Henke	2008-09
	71	Jarmica Reese	1997-98

MOST 3-POINTERS ATTEMPTED

No.	3sA	Player	Season
1.	241	Raymond Dudley	1989-90
2.	240	Raymond Dudley	1988-89
3.	225	Jarvis Croff	1999-2000
4.	210	Otis Jones	1994-95
5.	201	Otis Jones	1993-94
6.	186	Tre' Coggins	2013-14
7.	173	Tim Keller	2003-04
	173	Jarvis Croff	2000-01
9.	170	Jarmica Reese	1997-98
10.	169	Dan Nwaelele	2006-07

TOP 3-POINT PERCENTAGES (min. 50 att.)

No.	Pct.	3sM-3sA	Player	Season
1.	50.9	55-108	Matt McCraw	2004-05
2.	49.0	25-51	Marek Olesinski	2012-13
3.	48.2	67-139	Dan Nwaelele	2005-06
4.	48.0	24-50	Grant Parker	2008-09
5.	46.5	72-155	Matt McCraw	2006-07
6.	45.9	73-159	Tom Fow	2010-11
7.	45.7	53-116	Robert Todd	2000-01
	45.7	25-57	Zach Kocur	2014-15
9.	45.1	78-173	Tim Keller	2002-03
10.	45.0	76-169	Dan Nwaelele	2006-07

MOST FREE THROWS MADE

No.	FTM	Player	Season
1.	177	Bob Beckel	1956-57
2.	174	Otis Jones	1993-94
3.	173	Otis Jones	1994-95
4.	148	Bob Beckel	1958-59
5.	142	Chris Lowry	1990-91
6.	138	Tyron Wright	1998-99
7.	129	Tim Harris	1979-80
8.	126	Cliff Parsons	1967-68
9.	125	Anwar Johnson	2008-09
	125	Bob Beckel	1957-58

MOST FREE THROWS ATTEMPTED

No.	FTA	Player	Season
1.	228	Otis Jones	1994-95
2.	226	Otis Jones	1993-94
3.	194	Tyron Wright	1998-99
4.	185	Tyron Wright	1999-2000
5.	184	Tom Schneeberger	1976-77
6.	179	Chris Lowry	1990-91
7.	175	Anwar Johnson	2008-09
	175	Tim Harris	1979-80
9.	171	Cliff Parsons	1967-68
10.	162	Ron Weilert	1969-70

TOP FREE THROW PERCENTAGES

No.	Pct.	3sM-3sA	Player	Season
1.	92.3	48-52	Todd Fletcher	2011-12
2.	89.8	44-49	Matt McCraw	2004-05
3.	89.2	58-65	Dan Nwaelele	2005-06
4.	88.0	66-75	Matt McCraw	2006-07
	88.0	66-75	Lamoni Yazzie	2000-01
6.	87.4	83-95	Dan Kraft	1974-75
7.	86.4	89-103	Lamoni Yazzie	2001-02
8.	85.4	82-96	Tim Anderson	2006-07
9.	85.3	70-82	Charles Smith	1990-91
10.	84.3	102-121	Dale French	1991-92

MOST REBOUNDS

No.	Reb.	Player	Season
1.	293	Cliff Parsons	1968-69
2.	271	Tom Schneeberger	1976-77
3.	264	Reggie Jones	1979-80
4.	260	Reggie Jones	1980-81
5.	258	Tom Bellairs	1999-2000
6.	254	Randy Gricius	1978-79
7.	229	Cliff Parsons	1967-68
8.	227	David Schuck	1998-99
9.	224	Randy Gricius	1977-78
10.	218	Ron Weilert	1970-71

INDIVIDUAL SINGLE SEASON RECORDS

MOST ASSISTS (since 1973-74)

No.	Asst.	Player	Season
1.	224	Jeff Bowling	1989-90
2.	155	Bob Djokovich	1976-77
3.	152	Jeff Bowling	1988-89
4.	133	Todd Beer	1985-86
5.	127	Evan Washington	2010-11
	127	Bob Djokovich	1977-78
7.	117	Todd Fletcher	2012-13
8.	111	Vernard Jenkins	2000-01
9.	109	Mike Hammond	1987-88
	109	Bob Djokovich	1975-76

MOST STEALS (since 1983-84)

No.	Stls.	Player	Season
1.	71	Jacob Burtschi	2005-06
2.	67	Tim Anderson	2007-08
3.	62	Tim Anderson	2006-07
	62	Jeff Bowling	1988-89
5.	55	Jacob Burtschi	2006-07
6.	53	Tyron Wright	1999-2000
7.	51	Jeff Bowling	1989-90
	51	Raymond Dudley	1988-89
9.	49	Jacob Burtschi	2004-05
10.	48	Jarvis Croff	1999-2000

MOST BLOCKED SHOTS (since 1983-84)

No.	Blks.	Player	Season
1.	45	Bryce Morgan	1993-94
2.	38	David Schuck	1998-99
3.	32	John Frye	2005-06
4.	31	Mike Lockwood	1987-88
5.	30	David Schuck	1997-98
6.	29	Taylor Broekhuis	2012-13
7.	28	Taylor Broekhuis	2011-12
	28	Joel Gerlach	2002-03
	28	Maurice Anderson	1994-95
	28	Brad Boyer	1992-93

MOST PERSONAL FOULS (since 1965-66)

No.	Fls.	Player	Season
1.	114	Joel Gerlach	2001-02
2.	111	Frank Toohey	2016-17
3.	101	Justin Hammonds	2013-14
	101	Tom Bellairs	2001-02
	101	David Schuck	1998-99
6.	99	Aaron Benson	1989-90
7.	97	Tom Bellairs	2000-01
8.	95	Tom Bellairs	1999-2000
	95	Charles Smith	1991-92
10.	92	Anwar Johnson	2008-09
	92	Patrick Sanders	1992-93
	92	Chris Lowry	1989-90
	92	Rande Read	1971-72



INDIVIDUAL SEASON LEADERS

SCORING

Season	Name	Fg-Ft	Tp	Avg
1956-57	Bob Beckel	189-177	555	26.4
1957-58	Bob Beckel	187-125	499	21.7
1958-59	Bob Beckel	162-148	472	20.6
1959-60	Jim Ulm	108-59	275	12.5
1960-61	Terry Norris	145-88	378	15.7
1961-62	Bob Schaumberg	109-50	268	12.2
1962-63	John Judd	123-64	310	14.1
1963-64	John Judd	151-86	388	16.9
1964-65	Sam Peshut	115-96	326	14.2
1965-66	Sam Peshut	160-98	418	16.1
1966-67	Cliff Parsons	177-91	445	19.3
1967-68	Cliff Parsons	207-126	540	22.5
1968-69	Cliff Parsons	149-91	389	16.2
1969-70	Gregg Popovich	132-78	342	14.3
	Ron Weilert	113-116	342	14.3
1970-71	Ron Weilert	129-84	342	13.2
1971-72	Tom Blase	122-45	289	11.6
1972-73	Rich Nickelson	177-39	393	16.4
1973-74	Rich Nickelson	152-60	364	15.2
1974-75	Dan Kraft	162-83	407	16.3
1975-76	Randy Gricius	133-42	308	12.3
1976-77	Tom Schneeberger	193-109	495	18.3
1977-78	Tom Schneeberger	151-72	374	15.0
1978-79	Randy Gricius	193-72	458	18.3
1979-80	Tim Harris	146-129	421	17.5
1980-81	Tim Harris	182-89	453	18.1
1981-82	Rick Simmons	151-84	386	14.3
1982-83	Rick Simmons	169-95	433	16.0
1983-84	Maurice McDonald	149-56	354	13.1
1984-85	Maurice McDonald	145-37	327	12.6
1985-86	Maurice McDonald	154-70	378	13.0
1986-87	Raymond Dudley	127-75	368	13.6
1987-88	Raymond Dudley	166-53	444	17.8
1988-89	Raymond Dudley	262-117	746	26.6
1989-90	Raymond Dudley	225-88	620	21.4
1990-91	Chris Lowry	126-142	433	14.9
1991-92	Dale French	135-102	395	13.6
1992-93	Otis Jones	132-103	410	15.2
1993-94	Otis Jones	206-174	663	25.5
1994-95	Otis Jones	213-173	670	23.9
1995-96	Jarmica Reese	143-103	415	14.8
1996-97	Jarmica Reese	155-96	447	17.2
1997-98	Jarmica Reese	166-85	488	18.8
1998-99	Tyron Wright	150-138	474	18.2
1999-2000	Jarvis Croff	161-78	483	17.3
2000-01	Jarvis Croff	110-92	378	13.0
2001-02	Lamoni Yazzie	100-89	346	12.4
2002-03	Tim Keller	127-81	413	14.8
2003-04	Nick Welch	117-51	319	11.4
2004-05	Antoine Hood	143-63	389	13.0
2005-06	Antoine Hood	171-83	462	14.9
2006-07	Dan Nwaelele	163-97	499	14.3
2007-08	Tim Anderson	128-115	421	14.0
2008-09	Andrew Henke	133-70	407	13.1
2009-10	Evan Washington	106-94	318	10.3
2010-11	Michael Lyons	147-25	424	13.7
2011-12	Michael Lyons	128-58	359	15.6
2012-13	Michael Lyons	191-96	530	17.7
2013-14	Tre Coggins	146-69	433	16.0
2014-15	Max Yon	112-44	310	12.4
2015-16	Hayden Graham	168-57	428	13.8
2016-17	Hayden Graham	150-61	402	12.6

REBOUNDING

Season	Player	Rebs	Avg
1956-57	Don Wolfswinkel	158	7.5
1957-58	Don Wolfswinkel	170	7.7
1958-59	Jim Ulm	144	6.3
1959-60	Butch Viccellio	123	5.9
1960-61	Butch Viccellio	192	8.0
1961-62	Butch Viccellio	163	7.4
1962-63	Roger Head	114	5.2
1963-64	Roger Head	161	7.0
1964-65	Sam Peshut	167	7.3
1965-66	Ed Sullivan	172	6.6
1966-67	Cliff Parsons	198	8.6
1967-68	Cliff Parsons	229	9.7
1968-69	Cliff Parsons	293	12.2
1969-70	Ron Weilert	214	8.9
1970-71	Ron Weilert	218	8.4
1971-72	Dan Pfeuger	207	8.3
1972-73	Jim Eken	160	6.7
1973-74	Jim Eken	213	8.9
1974-75	Jim Eken	145	5.8
1975-76	Randy Gricius	184	7.4
1976-77	Tom Schneeberger	271	10.0
1977-78	Randy Gricius	224	9.3
1978-79	Randy Gricius	254	10.2
1979-80	Reggie Jones	264	10.4
1980-81	Reggie Jones	260	9.6
1981-82	Rick Simmons	151	5.6
1982-83	Rick Simmons	191	7.1
1983-84	Maurice McDonald	140	5.2
1984-85	Jon Jordan	191	6.8
1985-86	Maurice McDonald	191	6.6
1986-87	Rob Marr	151	5.6
1987-88	Mike Lockwood	165	5.9
1988-89	Chad Kimble	148	5.3
1989-90	Chris Lowry	189	5.9
1990-91	Chris Lowry	165	5.7
1991-92	Dale French	118	4.1
1992-93	Brad Boyer	215	7.7
1993-94	Chris Loll	165	6.3
1994-95	Chris Loll	135	5.9
1995-96	Mike Freeman	181	7.0
1996-97	Jarmica Reese	154	5.9
1997-98	Mike Freeman	152	6.1
1998-99	David Schuck	227	8.7
1999-2000	Tom Bellairs	258	9.2
2000-01	Tom Bellairs	174	7.3
2001-02	Tom Bellairs	144	5.1
2002-03	Tom Bellairs	118	4.2
2003-04	Nick Welch	113	4.0
2004-05	Jacob Burtschi	128	4.3
2005-06	Jacob Burtschi	189	6.1
2006-07	Jacob Burtschi	210	6.0
2007-08	Andrew Henke	135	4.5
2008-09	Evan Washington	138	4.5
2009-10	Evan Washington	145	4.7
2010-11	Evan Washington	145	4.5
2011-12	Taylor Broekhuis	138	4.8
2012-13	Mike Fitzgerald	127	4.0
2013-14	Kamryn Williams	150	6.5
2014-15	Marek Olesinski	147	4.7
2015-16	Hayden Graham	194	6.3
2016-17	Hayden Graham	143	5.8

INDIVIDUAL CONFERENCE SINGLE SEASON RECORDS

POINTS

MOST POINTS SCORED - 432, Raymond Dudley, 1988-89 (18 Games: 451, Otis Jones, 1993-94)

BEST SCORING AVERAGE - 27.0, Raymond Dudley, 1988-89

FIELD GOALS

MOST FIELD GOALS MADE - 143, Raymond Dudley, 1988-89

MOST FIELD GOALS ATTEMPTED - 321, Raymond Dudley, 1988-89 (18 Games: 332, Otis Jones, 1993-94)

BEST FIELD GOAL PERCENTAGE - 56.3, John Frye (36-64), 2005-06

THREE-POINT FIELD GOALS

MOST THREE-POINT FIELD GOALS MADE - 65, Raymond Dudley, 1988-89

MOST THREE-POINT FIELD GOALS ATTEMPTED - 152, Raymond Dudley, 1988-89

BEST THREE-POINT FIELD GOAL PERCENTAGE - 53.2 (25-47), A.J. Kuhle, 2003-04

FREE THROWS

MOST FREE THROWS MADE - 125, Otis Jones, 1993-94

MOST FREE THROWS ATTEMPTED - 162, Otis Jones, 1993-94

BEST FREE THROW PERCENTAGE - 93.5, Matt McCraw (29-31), 2006-07

MOST CONSECUTIVE FREE THROWS MADE - 25, Charles Smith, 1990-91

MISCELLANEOUS STATISTICS

MOST REBOUNDS - 160, Reggie Jones, 1980-81

MOST PERSONAL FOULS - 63, Anthony Barrett, 1994-95

MOST ASSISTS - 105, Jeff Bowling, 1989-90

MOST BLOCKED SHOTS - 26, Reggie Jones, 1980-81

MOST STEALS - 37, Jeff Bowling, 1988-89

TOP SCORING PERFORMANCES

No.	Pts.	Player	FG-3s-FT	Season
1.	451	Otis Jones	136-54-125	1993-94
2.	432	Raymond Dudley	143-65-81	1988-89
3.	385	Otis Jones	124-49-88	1994-95
4.	296	Chris Loll	95-26-80	1994-95
5.	295	Raymond Dudley	107-47-34	1987-88
6.	281	Michael Lyons	106-25-44	2012-13
7.	278	Jarmica Reese	99-18-62	1995-96
8.	262	Raymond Dudley	98-32-34	1989-90
9.	260	Tyron Wright	82-23-73	1998-99
10.	253	Raymond Dudley	86-29-52	1986-87
	253	Tim Harris	104-0-45	1980-81

TOP SCORING AVERAGES

No.	Avg.	Player	Gms.	Pts.	Season
1.	27.0	Raymond Dudley	16	432	1988-89
2.	25.1	Otis Jones	18	451	1993-94
3.	21.4	Otis Jones	18	385	1994-95
4.	20.2	Raymond Dudley	16	262	1989-90
5.	18.6	Tyron Wright	14	260	1998-99
6.	18.4	Raymond Dudley	16	295	1987-88
7.	18.0	Tim Harris	16	253	1980-81
8.	17.6	Michael Lyons	16	281	2012-13
9.	16.4	Chris Loll	18	296	1994-95
10.	15.8	Raymond Dudley	16	253	1986-87

MOST FIELD GOALS MADE

No.	FGM	Player	Season
1.	143	Raymond Dudley	1988-89
2.	136	Otis Jones	1993-94
3.	124	Otis Jones	1994-95
4.	107	Raymond Dudley	1987-88
5.	106	Michael Lyons	2012-13
6.	99	Jarmica Reese	1995-96
7.	98	Raymond Dudley	1989-90
8.	95	Mike Freeman	1996-97
	95	Chris Loll	1994-95
10.	92	Maurice McDonald	1985-86

MOST FIELD GOAL ATTEMPTS

No.	FGA	Player	Season
1.	332	Otis Jones	1993-94
2.	321	Raymond Dudley	1998-89
3.	311	Otis Jones	1994-95
4.	260	Raymond Dudley	1987-88
5.	244	Raymond Dudley	1989-90
6.	238	Chris Loll	1994-95
7.	235	Jarmica Reese	1996-97
8.	227	Jarmica Reese	1995-96
9.	225	George Irvin	1992-93
10.	224	Michael Lyons	2012-13
	224	Tyron Wright	1998-99

INDIVIDUAL CONFERENCE SINGLE SEASON RECORDS

TOP FIELD GOAL PERCENTAGES

No.	Pct.	Player	Fg-Fga	Season
1.	56.3	John Frye	36-64	2005-06
2.	55.9	Antoine Hood	52-93	2003-04
3.	55.7	Nick Welch	68-122	2003-04
4.	54.8	A.J. Kuhle	46-84	2003-04
5.	54.1	Antoine Hood	85-157	2005-06
6.	53.6	Joel Gerlach	52-97	2002-03
7.	53.2	Mark Slimko	50-94	1988-89
8.	52.5	Mike Lockwood	52-99	1986-87
9.	52.4	Taylor Broekhuis	44-84	2012-13
10.	52.1	Frank Toohey	63-121	2016-17

MOST 3-POINTERS MADE

No.	3M	Player	Season
1.	65	Raymond Dudley	1988-89
2.	54	Otis Jones	1993-94
3.	49	Otis Jones	1994-95
4.	47	Raymond Dudley	1987-88
5.	42	Tom Fow	2010-11
6.	41	Tre' Coggins	2013-14
	41	Jarvis Croff	1998-99
8.	40	Reggie Minton	1995-96
9.	39	Matt Holland	2008-09
10.	37	Matt McCraw	2005-06
	37	Zach Kocur	2014-15

MOST 3-POINTERS ATTEMPTED

No.	3M	Player	Season
1.	152	Raymond Dudley	1988-89
2.	147	Otis Jones	1993-94
3.	143	Otis Jones	1994-95
4.	128	Reggie Minton	1995-96
5.	113	Tre' Coggins	2013-14
	113	Raymond Dudley	1987-88
7.	104	Jarvis Croff	1999-2000
8.	100	Matt Holland	2008-09
9.	99	Jarvis Croff	1998-99
10.	97	Jarmica Reese	1997-98

TOP 3-POINT PERCENTAGES (min. 35 att.)

No.	Pct.	3M-3A	Player	Season
1.	53.2	25-47	A.J. Kuhle	2003-04
2.	51.9	28-54	Matt McCraw	2004-05
3.	48.8	42-86	Tom Fow	2010-11
4.	46.8	22-47	Tim Keller	2001-02
5.	46.3	37-80	Zach Kocur	2014-15
6.	46.2	18-39	Joel Gerlach	2002-03
7.	46.0	29-63	Raymond Dudley	1986-87
8.	45.8	22-48	Nick Welch	2003-04
9.	45.1	32-71	Todd Fletcher	2012-13
10.	44.3	35-79	Chris Lowry	1989-90

MOST FREE THROWS MADE

No.	FTM	Player	Season
1.	125	Otis Jones	1993-94
2.	81	Raymond Dudley	1988-89
3.	73	Tyron Wright	1998-99
4.	71	Tyron Wright	1999-2000
5.	65	Max Yon	2013-14
	65	Otis Jones	1992-93
7.	60	Tim Anderson	2007-08
8.	59	Chris Lowry	1990-91
9.	56	Anwar Johnson	2007-08
10.	55	Tim Keller	2002-03

MOST FREE THROWS ATTEMPTED

No.	FTM	Player	Season
1.	162	Otis Jones	1993-94
2.	143	Otis Jones	1994-95
3.	128	Reggie Minton	1995-96
4.	110	Tyron Wright	1998-99
5.	97	Raymond Dudley	1988-89
6.	93	Tyron Wright	1999-2000
7.	85	Anwar Johnson	2007-08
8.	82	Matt Horin	1995-96
9.	80	Max Yon	2013-14
	80	Otis Jones	1992-93

TOP FREE-THROW PERCENTAGES

No.	Pct.	3M-3A	Player	Season
1.	93.5	29-31	Matt McCraw	2006-07
2.	90.5	19-21	Todd Fletcher	2011-12
3.	90.0	27-30	Dan Nwaelele	2005-06
4.	89.7	35-39	Lamoni Yazzie	2000-01
5.	89.6	52-58	Dan Nwaelele	2006-07
6.	89.5	34-38	Lamoni Yazzie	2001-02
7.	87.3	55-63	Tim Keller	2002-03
8.	86.9	53-61	Mike Fitzgerald	2012-13
9.	86.8	33-38	Charles Smith	1991-92
10.	86.7	39-45	Jacob Burtschi	2006-07

MOST REBOUNDS

No.	FTM	Player	Season
1.	160	Reggie Jones	1980-81
2.	145	David Schuck	1998-99
3.	141	Tom Bellairs	1999-2000
4.	135	Brad Boyer	1992-93
5.	123	Kamryn Williams	2013-14
6.	114	Rick Simmons	1982-83
7.	109	Chris Loll	1994-95
8.	108	Mike Freeman	1995-96
9.	107	Chris Loll	1993-94
10.	104	Jon Jordan	1984-85

INDIVIDUAL CONFERENCE SINGLE SEASON RECORDS

MOST ASSISTS

No.	Asst.	Player	Season
1.	105	Jeff Bowling	1989-90
2.	94	Jeff Bowling	1988-89
3.	78	Evan Washington	2010-11
4.	73	Todd Beer	1985-86
5.	63	Mike Hammond	1987-88
6.	61	Chris Loll	1994-95
7.	58	Todd Fletcher	2012-13
	58	Reggie Minton	1995-96
9.	56	Jarmica Reese	1996-97
10.	52	Raymond Dudley	1987-88

MOST STEALS

No.	Stls.	Player	Season
1.	37	Jeff Bowling	1988-89
2.	34	Tim Anderson	2007-08
	34	Jacob Burtschi	2005-06
4.	33	Tim Anderson	2006-07
5.	31	Jacob Burtschi	2006-07
6.	27	Jacob Burtschi	2004-05
	27	Chris Loll	1994-95
8.	26	Vernard Jenkins	2000-01
	26	Tyron Wright	1998-99
	26	Jarmica Reese	1995-96
	26	Raymond Dudley	1988-89

SCORING

Season	Name	Fg-Ft	Tp	Av g
1980-81	Tim Harris	104-45	253	18.0
1981-82	Rick Simmons	92-47	231	14.7
1982-83	Rick Simmons	83-55	221	13.8
1983-84	Maurice McDonald	98-34	230	13.5
1984-85	Jon Jordan	69-37	175	10.9
1985-86	Maurice McDonald	89-36	214	13.4
1986-87	Raymond Dudley	86-52	253	15.8
1987-88	Raymond Dudley	107-34	295	18.4
1988-89	Raymond Dudley	143-81	432	27.0
1989-90	Raymond Dudley	98-34	262	20.2
1990-91	Chris Lowry	57-59	192	12.0
1991-92	George Irvin	53-40	169	13.0
1992-93	Otis Jones	75-65	233	13.7
1993-94	Otis Jones	136-125	451	25.1
1994-95	Otis Jones	124-88	385	21.4
1995-96	Jarmica Reese	99-62	278	15.4
1996-97	Jarmica Reese	87-43	250	15.6
1997-98	Jarmica Reese	80-28	219	15.6
1998-99	Tyron Wright	82-73	260	18.6
1999-00	Jarvis Croff	69-38	211	15.1
2000-01	Jarvis Croff	51-52	184	13.1
2001-02	Lamoni Yazzie	50-34	156	11.1
2002-03	Tim Keller	63-55	214	15.3
2003-04	Nick Welch	68-33	191	13.6
2004-05	Antoine Hood	71-30	188	13.4
2005-06	Antoine Hood	85-41	230	14.4
2006-07	Dan Nwaelele	75-52	233	14.6
2007-08	Tim Anderson	65-60	216	13.5
2008-09	Andrew Henke	73-30	210	13.1
2009-10	Evan Washington	49-31	138	8.6
2010-11	Michael Lyons	79-17	218	13.6
2011-12	Michael Lyons	73-18	195	15.0
2012-13	Michael Lyons	106-44	281	17.6
2013-14	Tre' Coggins	78-33	230	15.3
2014-15	Max Yon	49-26	138	11.5
2015-16	Hayden Graham	87-32	227	12.6
2016-17	Hayden Graham	85-17	212	12.5

MOST BLOCKED SHOTS

No.	Stls.	Player	Season
1.	21	David Schuck	1998-99
	21	Bryce Morgan	1993-94
3.	19	Kamryn Williams	2013-14
	19	Taylor Broekhuis	2011-12
5.	17	Maurice Anderson	1994-95
6.	16	John Frye	2005-06
7.	16	David Schuck	1997-98
8.	15	Mike Lockwood	1987-88

REBOUNDING

Season	Player	Rebs	Av g
1980-81	Reggie Jones	160	10.0
1981-82	Rick Simmons	94	5.9
1982-83	Rick Simmons	114	7.1
1983-84	Maurice McDonald	96	5.6
1984-85	Jon Jordan	104	6.5
1985-86	Maurice McDonald	100	6.3
1986-87	Eric Kjome	93	5.8
1987-88	Mike Lockwood	91	5.7
1988-89	Chad Kimble	86	5.4
1989-90	Chris Lowry	87	5.4
1990-91	Aaron Benson	77	4.8
1991-92	George Irvin	44	3.4
1992-93	Brad Boyer	135	7.5
1993-94	Chris Loll	107	5.9
1994-95	Chris Loll	109	6.1
1995-96	Mike Freeman	108	6.4
1996-97	Jarmica Reese	100	6.3
1997-98	Mike Freeman	71	5.5
1998-99	David Schuck	145	10.4
1999-00	Tom Bellairs	141	10.1
2000-01	Tom Bellairs	93	6.6
2001-02	Tom Bellairs	65	4.6
2002-03	Tom Bellairs	52	3.7
2003-04	Nick Welch	54	3.9
2004-05	Jacob Burtschi	60	4.3
2005-06	Jacob Burtschi	95	5.9
2006-07	Jacob Burtschi	89	5.6
2007-08	Andrew Henke	67	4.2
2008-09	Andrew Henke	63	3.9
2009-10	Evan Washington	72	4.5
2010-11	Evan Washington	70	4.4
2011-12	Taylor Broekhuis	63	4.5
2012-13	Mike Fitzgerald	65	4.1
2013-14	Kamryn Williams	123	6.8
2014-15	Hayden Graham	95	5.3
2015-16	Zach Kocur	101	5.6
2016-17	Hayden Graham	101	5.9

INDIVIDUAL CAREER RECORDS

POINTS / GAMES

MOST POINTS SCORED - 2,178, Raymond Dudley, 1986-90

BEST SCORING AVERAGE - 22.8, Bob Beckel, 1956-59

MOST GAMES PLAYED - 125, Jacob Burtschi, 2003-07

MOST GAMES STARTED - 112, Evan Washington, 2007-11

FIELD GOALS

MOST FIELD GOALS MADE - 780, Raymond Dudley, 1986-90

MOST FIELD GOALS ATTEMPTED - 1,767, Raymond Dudley, 1986-90

BEST FIELD GOAL PERCENTAGE - 56.2, Bill Purcell (190-338), 1969-71

THREE-POINT FIELD GOALS

MOST THREE-POINT FIELD GOALS MADE - 285, Raymond Dudley, 1986-90

MOST THREE-POINT FIELD GOALS ATTEMPTED - 720, Raymond Dudley, 1986-90

BEST THREE-POINT FIELD GOAL PERCENTAGE - 46.5, Matt McCraw, 2003-07

FREE THROWS

MOST FREE THROWS MADE - 529, Otis Jones, 1991-95

MOST FREE THROWS ATTEMPTED - 681, Otis Jones, 1991-95

BEST FREE THROW PERCENTAGE - 87.0, Lamoní Yazzie (161-185), 1999-02

MISCELLANEOUS STATISTICS

MOST REBOUNDS - 776, Reggie Jones, 1977-81

MOST PERSONAL FOULS - 370, Tom Bellairs, 1999-2003

MOST BLOCKED SHOTS - 164, Reggie Jones, 1977-81

MOST STEALS - 196, Jacob Burtschi, 2003-07

MOST ASSISTS - 447, Jeff Bowling, 1986-87, 88-90

TOP 75 CAREER SCORERS

NO.	PLAYER	YRS	GMS	FG-3s-FT	PTS	AV G
1.	Raymond Dudley	1986-90	109	780-285-333	2,178	20.0
2.	Otis Jones	1991-95	110	628-218-529	2,003	18.2
3.	Tim Harris	1977-81	99	602-0-346	1,550	15.7
4.	Michael Lyons	2009-13	115	549-142-287	1,527	13.3
5.	Bob Beckel	1956-59	67	538-0-450	1,526	22.8
6.	Jarmica Reese	1994-98	104	480-140-285	1,385	13.3
7.	Cliff Parsons	1966-69	71	533-0-308	1,374	19.4
8.	Rick Simmons	1979-83	104	526-0-268	1,320	12.7
9.	Antoine Hood	2002-06	118	473-134-227	1,307	11.1
10.	Jarvis Croff	1998-01	82	388-219-221	1,216	14.8
11.	Jacob Burtschi	2003-07	125	441-151-172	1,205	9.6
12.	Tom Schneeberger	1974-78	101	494-0-216	1,204	11.9
13.	Maurice McDonald	1982-86	102	472-0-177	1,121	11.0
14.	Hayden Graham	2014-17	108	432-96-153	1,113	10.3
15.	Nick Welch	2002-07	116	397-108-207	1,109	9.6
16.	Tim Keller	2001-05	115	344-206-211	1,105	9.6
17.	Randy Gricius	1975-79	78	468-0-164	1,100	14.1
18.	Joel Gerlach	2000-04	108	355-122-255	1,087	10.1
19.	Dan Nwaelele	2003-07	109	352-173-189	1,066	9.8
20.	Bob Djokovich	1974-78	102	417-0-227	1,061	10.4
21.	Matt McCraw	2003-07	120	324-213-179	1,040	8.7
22.	Rob Marr	1984-88	105	423-54-143	1,030	9.8
23.	Mike Freeman	1994-98	103	391-22-216	1,020	9.9
24.	Rich Nickelson	1971-74	72	421-0-175	1,017	14.1
25.	Dale French	1987-90, 91-92	107	357-43-236	993	9.3
26.	Don Wolfswinkel	1957-60	88	350-0-274	974	11.1

TOP 75 CAREER SCORERS

NO.	PLAYER	YRS	GMS	FG-3s-FT	PTS	AV G
27.	Evan Washington	2007-11	124	340-45-248	973	7.8
28.	Zach Kocur	2014-17	122	328-187-124	967	7.9
29.	Andrew Henke	2005-09	119	309-171-172	961	8.1
30.	Mike Lockwood	1985-89	112	356-0-245	957	8.5
31.	John Judd	1961-64	68	358-0-239	955	14.1
32.	Fred Budinger	1964-67	73	370-0-208	948	13.0
33.	George Irvin	1989-93	111	333-90-188	944	8.5
34.	Chris Lowry	1987-91	101	299-100-235	933	9.2
35.	Chris Loll	1992-95	77	293-68-265	919	11.9
36.	Tom Bellairs	1999-03	108	340-53-181	914	8.5
37.	Tim Anderson	2004-08	124	279-107-248	913	7.4
38.	Erwin Washington	1979-83	106	392-0-120	904	8.5
39.	Jim Ulm	1958-61	86	351-0-187	889	10.3
40.	Sam Peshut	1963-66	72	327-0-212	866	12.1
41.	Tyron Wright	1998-00	54	277-46-257	859	15.9
42.	Taylor Broekhuis	2009-13	116	303-52-170	828	7.1
43.	Max Yon	2012-15	103	280-94-174	828	8.0
44.	Reggie Minton	1992-96	99	274-128-150	826	8.3
45.	Todd Fletcher	2009-13	124	292-120-118	822	6.6
46.	Mike Fitzgerald	2009-13	117	261-120-162	804	6.9
47.	Todd Beer	1982-86	108	311-0-178	800	7.4
48.	Mike Hammond	1984-88	90	305-10-209	798	8.9
49.	Jim Eken	1972-75	73	327-0-142	796	9.9
50.	A.J. Kuhle	2000-04	111	258-115-141	772	7.0
51.	Trevor Lyons	2015-Present	86	246-65-211	768	8.9
52.	Tom Blase	1970-73	73	321-0-116	758	10.4
53.	Dan Kraft	1972-75	55	318-0-116	752	13.7
54.	Marek Olesinski	2012-15	102	265-123-97	750	7.4
55.	Terry Norris	1958-61	71	280-0-170	730	10.3
56.	Ron Weilert	1968-71	63	256-0-214	726	11.5
57.	Bert Spear	1967-70	72	304-0-115	723	10.0
58.	Reggie Jones	1977-81	101	278-0-156	712	7.0
59.	Ed Sullivan	1963-66	71	270-0-159	699	9.8
60.	Dean Christian	1978-80, 81-82	71	292-0-92	676	9.5
61.	Mark Bean	1967-70	69	266-0-143	675	9.8
62.	Anwar Johnson	2005-09	102	208-7-233	656	6.4
63.	Bob Williams	1956-59	64	250-0-155	655	10.4
64.	Tom Fow	2007-11	70	219-120-83	641	9.27
65.	Butch Viccellio	1959-62	68	228-0-182	638	9.3
66.	Bob Schaumberg	1959-62	69	236-0-160	632	9.2
67.	Lamoni Yazzie	1999-2002	62	176-113-161	626	10.1
68.	Jim Gulsvig	1982-86	83	221-0-162	604	7.3
69.	Charles Smith	1988-92	76	210-41-131	592	7.8
70.	Jeff Bowling	1986-87, 88-90	87	201-46-131	579	5.5
71.	Bill Purcell	1969-71	50	190-0-196	576	11.5
72.	Chad Kimble	1985-89	107	205-0-152	562	5.3
73.	Vernard Jenkins	1999-2003	110	192-70-88	542	4.9
74.	Charlie Nelson	1992-96	88	234-1-68	537	6.1
75.	Billy Humphrey	1996-00	104	192-16-135	535	5.1

INDIVIDUAL CAREER RECORDS

TOP INDIVIDUAL SCORING AVERAGES

No.	Avg.	Player	Seasons
1.	22.8	Bob Beckel	1956-59
2.	20.0	Raymond Dudley	1986-90
3.	19.4	Cliff Parsons	1966-69
4.	18.2	Otis Jones	1991-95
5.	15.9	Tyron Wright	1998-2000
6.	15.7	Tim Harris	1977-81
7.	14.8	Jarvis Croff	1998-2001
8.	14.1	Randy Gricius	1975-79
	14.1	Rich Nickelson	1971-74
	14.1	John Judd	1961-64

CAREER FIELD GOALS MADE

No.	FGM	Player	Seasons
1.	780	Raymond Dudley	1986-90
2.	628	Otis Jones	1991-95
3.	602	Tim Harris	1977-81
4.	549	Michael Lyons	2009-13
5.	538	Bob Beckel	1956-59
6.	533	Cliff Parsons	1966-69
7.	526	Rick Simmons	1979-83
8.	494	Tom Schneeberger	1974-78
9.	480	Jarmica Reese	1994-98
10.	473	Antoine Hood	2002-06

CAREER FIELD GOAL ATTEMPTS

No.	FGA	Player	Seasons
1.	1,767	Raymond Dudley	1986-90
2.	1,458	Otis Jones	1991-95
3.	1,216	Bob Beckel	1956-59
4.	1,201	Michael Lyons	2009-13
5.	1,194	Tim Harris	1977-81
6.	1,111	Jarmica Reese	1994-98
7.	1,089	Rick Simmons	1979-83
8.	1,083	Cliff Parsons	1966-69
9.	992	Maurice McDonald	1982-86
10.	979	Tom Schneeberger	1974-78

CAREER FIELD GOAL PERCENTAGE (min. 250 att.)

No.	Pct.	FGM-FGA	Player	Seasons
1.	56.2	190-338	Bill Purcell	1969-71
2.	54.6	141-258	Aaron Benson	1987-91
3.	54.1	138-255	Justin Hammonds	2011-pres.
	54.1	170-315	Gregg Popovich	1968-70
5.	54.0	468-866	Randy Gricius	1975-79
6.	51.4	356-692	Mike Lockwood	1985-89
7.	51.0	473-928	Antoine Hood	2002-06
8.	50.9	256-505	Ron Weilert	1968-71
9.	50.6	355-701	Joel Gerlach	2000-04
10.	50.5	391-774	Mike Freeman	1994-98

CAREER 3-POINTERS MADE

No.	3sM	Player	Seasons
1.	285	Raymond Dudley	1986-90
2.	219	Jarvis Croff	1998-2001
3.	218	Otis Jones	1991-95
4.	213	Matt McCraw	2003-07
5.	206	Tim Keller	2001-05
6.	187	Zach Kocur	2016-17
7.	173	Dan Nwaelele	2003-07
8.	171	Andrew Henke	2005-09
9.	151	Jacob Burtschi	2003-07
10.	142	Michael Lyons	2009-13

CAREER 3-POINTERS ATTEMPTED

No.	3sA	Player	Seasons
1.	720	Raymond Dudley	1986-90
2.	633	Otis Jones	1991-95
3.	566	Jarvis Croff	1998-2001
4.	526	Tim Keller	2001-05
5.	747	Zach Kocur	2016-17
6.	458	Matt McCraw	2003-07
7.	450	Jacob Burtschi	2003-07
8.	448	Michael Lyons	2009-13
9.	442	Reggie Minton	1992-96
10.	407	Andrew Henke	2005-09

CAREER 3-POINT PERCENTAGES (min. 150 att.)

No.	Pct.	3M-3A	Player	Seasons
1.	46.5	213-458	Matt McCraw	2003-07
2.	45.1	173-384	Dan Nwaelele	2003-07
3.	42.0	171-407	Andrew Henke	2005-09
4.	41.8	120-287	Tom Fow	2007-11
5.	40.4	101-250	Matt Holland	2005-09
6.	39.6	285-720	Raymond Dudley	1986-90
7.	39.5	187-474	Zach Kocur	2014-17
8.	39.4	122-310	Joel Gerlach	2000-04
9.	39.3	120-305	Mike Fitzgerald	2009-13
10.	39.2	206-526	Tim Keller	2001-05

CAREER FREE THROWS MADE

No.	FTM	Player	Seasons
1.	529	Otis Jones	1991-95
2.	450	Bob Beckel	1956-59
3.	346	Tim Harris	1977-81
4.	333	Raymond Dudley	1986-90
5.	308	Cliff Parsons	1966-69
6.	287	Michael Lyons	2009-13
7.	285	Jarmica Reese	1994-98
8.	274	Don Wolfswinkel	1957-60
9.	268	Rick Simmons	1979-83
10.	265	Chris Loll	1992-95

INDIVIDUAL CAREER RECORDS

CAREER FREE THROW ATTEMPTS

No.	FTA	Player	Seasons
1.	681	Otis Jones	1991-95
2.	594	Bob Beckel	1956-59
3.	500	Tim Harris	1977-81
4.	438	Cliff Parsons	1966-69
5.	425	Raymond Dudley	1986-90
6.	411	Evan Washington	2007-11
7.	407	Jarmica Reese	1994-98
8.	403	Mike Lockwood	1985-89
9.	402	Rick Simmons	1979-83
10.	383	Michael Lyons	2009-13

CAREER FREE THROW PERCENTAGES (min. 125 att.)

No.	Pct.	FGM-FGA	Player	Seasons
1.	87.0	161-185	Lamoni Yazzie	1999-02
2.	85.2	179-210	Matt McCraw	2003-07
3.	84.1	116-138	Dan Kraft	1972-75
4.	83.6	189-226	Dan Nwaelele	2003-07
5.	82.9	248-299	Tim Anderson	2004-08
6.	81.7	236-289	Dale French	1987-90, 91-92
7.	81.4	118-145	Todd Fletcher	2009-13
	81.4	131-161	Jacob Van	2015-Present
9.	81.0	162-200	Mike Fitzgerald	2009-13
10.	80.9	131-162	Charles Smith	1988-92
11.	80.2	239-298	John Judd	1961-64

CAREER GAMES PLAYED

No.	Gms.	Player	Seasons
1.	125	Jacob Burtschi	2003-07
2.	124	Todd Fletcher	2009-13
	124	Evan Washington	2007-11
	124	Tim Anderson	2004-08
5.	122	Zach Kocur	2014-17
6.	120	Matt McCraw	2003-07
7.	119	Andrew Henke	2005-09
8.	118	Antoine Hood	2002-06
9.	117	Mike Fitzgerald	2009-13
10.	116	Taylor Broekhuis	2009-13
	116	Nick Welch	2002-07

CAREER GAMES STARTED

No.	Gms.	Player	Seasons
1.	112	Evan Washington	2007-11
2.	111	Todd Fletcher	2009-13
3.	106	Otis Jones	1991-95
4.	105	Joel Gerlach	2000-04
5.	103	Michael Lyons	2009-13
6.	102	Todd Beer	1982-86
7.	101	Mike Lockwood	1985-89
8.	98	Tom Bellairs	1999-03
9.	96	Jacob Burtschi	2003-07
	96	Vernard Jenkins	1999-03
	96	Tim Harris	1977-81

CAREER REBOUNDS

No.	Reb.	Player	Seasons
1.	776	Reggie Jones	1977-81
2.	720	Cliff Parsons	1966-69
3.	694	Tom Bellairs	1999-03
4.	689	Randy Gricius	1975-79
5.	619	Bob Djokovich	1974-78
6.	604	Tim Harris	1977-81
7.	600	Jacob Burtschi	2003-07
8.	599	Tom Schneeberger	1974-78
9.	552	Mike Lockwood	1985-89
10.	545	Evan Washington	2007-11
	545	Rick Simmons	1979-83

CAREER ASSISTS

No.	Asst.	Player	Seasons
1.	447	Jeff Bowling	1986-87, 88-90
2.	427	Bob Djokovich	1974-78
3.	366	Todd Fletcher	2009-13
4.	355	Todd Beer	1982-86
5.	328	Vernard Jenkins	1999-03
6.	327	Evan Washington	2007-11
7.	276	Erwin Washington	1979-83
8.	275	Raymond Dudley	1986-90
9.	263	Otis Jones	1991-95
10.	255	Nick Welch	2002-07

CAREER STEALS

No.	Stls.	Player	Season
1.	196	Jacob Burtschi	2003-07
2.	175	Tim Anderson	2004-08
3.	148	Raymond Dudley	1986-90
4.	147	Otis Jones	1991-95
5.	142	Tim Keller	2001-05
	142	Jeff Bowling	1986-87, 88-90
7.	141	Vernard Jenkins	1999-03
8.	134	Antoine Hood	2002-06
9.	132	Todd Fletcher	2009-13
10.	123	Jarmica Reese	1994-98

CAREER BLOCKED SHOTS

No.	Blks.	Player	Season
1.	164	Reggie Jones	1977-81
2.	83	Taylor Broekhuis	2009-13
3.	81	Mike Lockwood	1985-89
4.	68	Joel Gerlach	2000-04
	68	David Schuck	1997-99
6.	64	Bryce Morgan	1992-94
7.	53	Charlie Nelson	1992-96
8.	50	Nick Welch	2002-07
	50	Anthony Barrett	1992-96
10.	48	Miguel Garcia	1996-00

1,000-POINT CLUB

1. Raymond Dudley (1986-90)

2,178 Points

Year	G	FG-A	Pct.	3FG-A	Pct.	Ft-A	Pct.	Pts.	Avg.
1986-87	27	127-265	.479	39-89	.438	75-94	.798	368	13.6
1987-88	25	166-385	.431	59-150	.393	53-75	.707	444	17.8
1988-89	28	262-549	.477	105-240	.438	117-147	.769	746	26.6
1989-90	29	225-568	.396	82-241	.340	88-109	.807	620	21.4
TOTAL	109	780-1767	.441	285-720	.396	333-425	.784	2,178	20.0



2. Otis Jones (1991-95)

2,003 Points


Year	G	FG-A	Pct.	3FG-A	Pct.	Ft-A	Pct.	Pts.	Avg.
1991-92	29	77-175	.440	27-80	.338	79-98	.806	260	9.0
1992-93	27	132-327	.404	43-142	.303	103-129	.798	410	15.2
1993-94	26	206-461	.447	77-201	.383	174-226	.770	663	25.5
1994-95	28	213-495	.430	71-210	.338	173-228	.759	670	23.9
TOTAL	110	628-1458	.406	218-633	.344	529-681	.777	2,003	18.2



3. Tim Harris (1977-81)

1,550 Points

Year	G	FG-A	Pct.	3FG-A	Pct.	Ft-A	Pct.	Pts.	Avg.
1977-78	25	108-215	.502	0-0	.000	31-53	.584	247	9.9
1978-79	25	166-295	.563	0-0	.000	97-139	.698	429	17.2
1979-80	24	146-312	.468	0-0	.000	129-175	.737	421	17.5
1980-81	25	182-372	.489	0-0	.000	89-133	.668	453	18.1
TOTAL	99	602-1194	.504	0-0	.000	346-500	.692	1,550	15.7



4. Michael Lyons (2009-13)

1,527 Points

Year	G	FG-A	Pct.	3FG-A	Pct.	Ft-A	Pct.	Pts.	Avg.
2009-10	31	83-215	.386	20-88	.227	28-35	.800	214	6.9
2010-11	31	147-296	.497	25-78	.321	105-133	.789	424	13.7
2011-12	23	128-285	.449	45-121	.372	58-82	.707	359	15.6
2012-13	30	191-405	.472	52-161	.323	96-133	.722	530	17.7
TOTAL	115	549-1201	.457	142-448	.317	287-383	.749	1527	13.3



5. Bob Beckel (1956-59)

1,526 Points

Year	G	FG-A	Pct.	3FG-A	Pct.	Ft-A	Pct.	Pts.	Avg.
1956-57	21	189-435	.430	0-0	.000	177-230	.770	555	26.4
1957-58	23	187-420	.445	0-0	.000	125-169	.740	499	21.7
1958-59	23	162-361	.449	0-0	.000	148-195	.759	472	20.6
TOTAL	67	538-1216	.442	0-0	.000	450-594	.756	1,526	22.8



6. Jarmica Reese (1994-98)

1,385 Points


Year	G	FG-A	Pct.	3FG-A	Pct.	Ft-A	Pct.	Pts.	Avg.
1994-95	24	16-44	.427	2-13	.154	1-10	.100	35	1.5
1995-96	28	143-323	.443	26-86	.317	103-136	.757	415	14.8
1996-97	26	155-368	.421	41-128	.320	96-141	.681	447	17.2
1997-98	26	166-376	.441	71-170	.418	85-120	.708	488	18.8
TOTAL	104	480-1111	.432	140-397	.353	285-407	.700	1,385	13.3



7. Cliff Parsons (1966-69)

1,374 Points


Year	G	FG-A	Pct.	3FG-A	Pct.	Ft-A	Pct.	Pts.	Avg.
1966-67	23	177-361	.490	0-0	.000	91-131	.695	445	19.3
1967-68	24	207-406	.510	0-0	.000	126-171	.736	540	22.5
1968-69	24	149-316	.472	0-0	.000	91-136	.669	389	16.2
TOTAL	71	533-1083	.492	0-0	.000	308-438	.703	1,374	19.4



8. Rick Simmons (1979-83)

1,320 Points

Year	G	FG-A	Pct.	3FG-A	Pct.	Ft-A	Pct.	Pts.	Avg.
1979-80	23	59-115	.513	0-0	.000	28-43	.651	146	6.3
1980-81	27	147-290	.507	0-0	.000	61-82	.744	355	13.1
1981-82	27	151-329	.459	0-0	.000	84-123	.683	386	14.3
1982-83	27	169-355	.426	0-0	.000	95-154	.617	433	16.0
TOTAL	104	526-1089	.483	0-0	.000	268-402	.667	1,320	12.7



9. Antoine Hood (2002-06)

1,307 Points

Year	G	FG-A	Pct.	3FG-A	Pct.	Ft-A	Pct.	Pts.	Avg.
2002-03	28-4	51-110	.464	17-61	.279	36-57	.632	155	5.5
2003-04	29-29	108-195	.554	40-98	.408	45-68	.662	301	10.4
2004-05	30-30	143-308	.464	40-117	.342	63-80	.788	389	13.0
2005-06	31-31	71-315	.543	37-96	.385	83-114	.728	462	14.9
TOTAL	118-94	473-928	.510	134-372	.360	227-319	.712	1,307	11.1



1,000-POINT CLUB

10. Jarvis Croff (1998-01)

1,216 Points

Year	G	FG-A	Pct.	3FG-A	Pct.	Ft-A	Pct.	Pts.	Avg.
1998-99	25	117-311	.376	70-168	.417	51-76	.671	355	14.2
1999-00	28	161-403	.400	83-226	.369	78-107	.729	483	17.3
2000-01	29	110-264	.417	66-173	.382	92-127	.724	378	13.0
TOTAL	82	388-978	.397	219-567	.386	221-310	.713	1,216	14.8



11. Jacob Burtschi (2003-07)

1,205 Points


Year	G	FG-A	Pct.	3FG-A	Pct.	Ft-A	Pct.	Pts.	Avg.
2003-04	29	43-93	.462	17-60	.283	5-19	.263	108	3.7
2004-05	30	91-192	.474	31-104	.298	26-37	.703	239	8.0
2005-06	31	139-289	.481	41-127	.323	66-91	.725	385	12.4
2006-07	35	168-337	.499	62-159	.390	75-97	.773	473	13.5
TOTAL	125	441-911	.484	151-450	.336	172-244	.705	1,205	9.6



12. Tom Schneeberger (1974-78)

1,204 Points


Year	G	FG-A	Pct.	3FG-A	Pct.	Ft-A	Pct.	Pts.	Avg.
1974-75	24	41-89	.461	0-0	.000	11-24	.458	93	3.9
1975-76	25	109-214	.509	0-0	.000	24-44	.545	242	9.7
1976-77	27	193-368	.524	0-0	.000	109-184	.592	495	18.3
1977-78	25	151-308	.490	0-0	.000	72-100	.720	374	15.0
TOTAL	101	494-979	.505	0-0	.000	216-352	.614	1,204	11.9



13. Maurice McDonald (1982-86)

1,121 Points

Year	G	FG-A	Pct.	3FG-A	Pct.	Ft-A	Pct.	Pts.	Avg.
1982-83	20	24-53	.453	0-0	.000	14-16	.875	62	3.1
1983-84	27	149-313	.476	0-0	.000	56-71	.789	354	13.1
1984-85	26	145-299	.485	0-0	.000	37-48	.771	327	12.6
1985-86	29	154-327	.471	0-0	.000	70-86	.814	378	13.0
TOTAL	102	472-992	.476	0-0	.000	177-221	.801	1,121	11.0



14. Hayden Graham (2014-17)

1,113 Points

Year	G	FG-A	Pct.	3FG-A	Pct.	Ft-A	Pct.	Pts.	Avg.
2013-14	15	18-42	.429	9-23	.391	5-9	.556	50	3.3
2014-15	30	96-205	.468	11-64	.172	30-45	.667	233	7.8
2015-16	31	168-347	.484	35-91	.385	57-87	.655	428	13.8
2016-17	32	150-317	.473	41-110	.373	61-90	.678	402	12.6
TOTAL	108	432-911	.474	96-288	.333	153-231	.662	1,113	10.3



15. Nick Welch (2002-05, '06-07)

1,109 Points

Year	G	FG-A	Pct.	3FG-A	Pct.	Ft-A	Pct.	Pts.	Avg.
2002-03	23	30-72	.417	6-31	.194	18-27	.667	84	3.7
2003-04	28	117-216	.542	34-81	.420	51-71	.718	319	11.4
2004-05	30	124-269	.461	46-116	.397	66-99	.667	360	12.0
2006-07	35	126-243	.519	22-75	.293	72-99	.727	346	9.9
TOTAL	116	397-800	.496	108-303	.356	207-296	.699	1,109	9.6



16. Tim Keller (2001-05)

1,105 Points

Year	G	FG-A	Pct.	3FG-A	Pct.	Ft-A	Pct.	Pts.	Avg.
2001-02	28	47-124	.379	32-79	.405	30-37	.811	156	5.6
2002-03	28	127-269	.472	78-173	.451	81-97	.835	413	14.8
2003-04	29	94-226	.416	50-143	.350	81-101	.802	319	11.0
2004-05	30	76-179	.425	46-131	.351	19-33	.576	217	7.2
TOTAL	115	344-798	.431	206-526	.392	211-268	.787	1,105	9.6



17. Randy Gricius (1975-79)

1,100 Points


Year	G	FG-A	Pct.	3FG-A	Pct.	Ft-A	Pct.	Pts.	Avg.
1975-76	25	133-236	.564	0-0	.000	42-72	.583	308	12.3
1976-77	4	18-41	.439	0-0	.000	13-19	.674	49	12.3
1977-78	24	124-242	.512	0-0	.000	37-58	.638	285	11.9
1978-79	25	193-347	.556	0-0	.000	72-103	.699	458	18.3
TOTAL	78	468-866	.540	0-0	.000	164-252	.651	1,100	14.1



18. Joel Gerlach (2000-04)

1,087 Points

Year	G	FG-A	Pct.	3FG-A	Pct.	Ft-A	Pct.	Pts.	Avg.
2000-01	23	66-129	.512	20-62	.323	45-68	.662	197	8.6
2001-02	28	106-200	.530	27-70	.386	80-101	.792	319	11.4
2002-03	28	110-214	.514	41-96	.427	77-108	.713	338	12.1
2003-04	29	73-158	.462	34-82	.415	53-77	.688	233	8.0
TOTAL	108	355-701	.506	122-310	.394	255-354	.720	1,087	10.1



1,000-POINT CLUB

19. Dan Nwaelele (2003-07)

1,066 Points

Year	G	FG-A	Pct.	3FG-A	Pct.	Ft-A	Pct.	Pts.	Avg.
2003-04	24	17-41	.415	7-22	.318	16-20	.800	57	2.4
2004-05	19	52-114	.456	23-54	.426	18-22	.818	145	7.6
2005-06	31	120-244	.492	67-139	.482	58-65	.892	365	11.8
2006-07	35	163-316	.516	76-169	.450	97-119	.815	499	14.3
TOTAL	109	352-715	.492	173-384	.451	189-226	.836	1,066	9.8



20. Bob Djokovich (1974-78)

1,061 Points

Year	G	FG-A	Pct.	3FG-A	Pct.	Ft-A	Pct.	Pts.	Avg.
1974-75	25	57-146	.390	0-0	.000	31-48	.646	145	5.8
1975-76	25	108-230	.470	0-0	.000	49-83	.590	265	10.6
1976-77	27	132-307	.430	0-0	.000	86-138	.623	350	13.0
1977-78	25	120-275	.436	0-0	.000	61-78	.782	301	12.0
TOTAL	102	417-958	.435	0-0	.000	227-347	.654	1,061	10.4



21. Matt McCraw (2003-07)

1,040 Points


Year	G	FG-A	Pct.	3FG-A	Pct.	Ft-A	Pct.	Pts.	Avg.
2003-04	27	25-54	.463	16-33	.485	20-22	.909	86	3.2
2004-05	30	85-167	.509	55-108	.509	44-49	.898	269	9.0
2005-06	30	103-225	.458	70-162	.432	49-64	.766	325	10.8
2006-07	33	111-244	.455	72-155	.465	66-75	.880	360	10.9
TOTAL	120	324-690	.470	213-458	.465	179-210	.852	1,040	8.7



22. Rob Marr (1984-88)

1,030 Points

Year	G	FG-A	Pct.	3FG-A	Pct.	Ft-A	Pct.	Pts.	Avg.
1984-85	28	89-196	.454	0-0	.000	11-26	.423	189	6.8
1985-86	29	91-203	.448	0-0	.000	21-30	.700	203	7.0
1986-87	27	110-232	.474	20-59	.339	54-81	.667	334	12.4
1987-88	21	113-234	.483	34-78	.436	44-57	.772	304	14.5
TOTAL	105	403-865	.466	54-137	.394	130-194	.670	1,030	9.8



23. Mike Freeman (1994-98)

1,020 Points

Year	G	FG-A	Pct.	3FG-A	Pct.	Ft-A	Pct.	Pts.	Avg.
1994-95	26	13-35	.371	0-0	.000	5-10	.500	31	1.2
1995-96	26	106-217	.488	0-1	.000	60-91	.659	272	10.5
1996-97	26	153-278	.550	3-5	.600	70-102	.686	379	14.6
1997-98	25	119-244	.483	19-55	.345	81-115	.704	338	13.5
TOTAL	103	391-774	.505	22-61	.360	216-318	.679	1,020	9.9



24. Rich Nickelson (1971-74)

1,017 Points

Year	G	FG-A	Pct.	3FG-A	Pct.	Ft-A	Pct.	Pts.	Avg.
1971-72	24	92-232	.397	0-0	.000	76-117	.650	260	10.8
1972-73	24	177-394	.449	0-0	.000	39-57	.684	393	16.4
1973-74	24	152-350	.434	0-0	.000	60-85	.709	364	15.2
TOTAL	72	421-976	.431	0-0	.000	175-259	.676	1,017	14.1



Hayden Graham

YEAR-BY-YEAR WON-LOSS RECORDS

YEAR	W	L	PCT.	COACH	CAPTAIN(S)
1956-57	11	10	.524	Maj. Bob Spear	Bob Beckel
1957-58	17	6	.739	Maj. Bob Spear	Bob Beckel
1958-59	14	9	.609	Maj. Bob Spear	Bob Beckel
1959-60	12	10	.546	Lt. Col. Bob Spear	Don Wolfswinkel
1960-61	12	12	.500	Lt. Col. Bob Spear	Terry Norris
1961-62	16	7	.696	Bob Spear	Bill Knipp
1962-63	10	12	.455	Bob Spear	Jim Diffendorfer
1963-64	11	12	.478	Bob Spear	Rich Porter
1964-65	9	14	.391	Bob Spear	Howell Estes
1965-66	14	12	.539	Bob Spear	Samuel Peshut
1966-67	6	18	.250	Bob Spear	Fred Budinger
1967-68	10	14	.417	Bob Spear	Charlie Holland
1968-69	11	13	.458	Bob Spear	Mike Klindt/Mike Thiessen
1969-70	12	12	.500	Bob Spear	Gregg Popovich
1970-71	12	14	.462	Bob Spear (177-175)	Bill Purcell/Ron Weilert
1971-72	12	13	.480	Maj. Hank Egan	Dave Kapaska
1972-73	14	10	.583	Maj. Hank Egan	Tom Blase
1973-74	11	13	.458	Maj. Hank Egan	Rich Nickelson
1974-75	13	12	.520	Maj. Hank Egan	Jeff Graves/Dan Kraft
1975-76	16	9	.640	Maj. Hank Egan	Greg Schneider
1976-77	12	15	.480	Maj. Hank Egan	Bob Djokovich/Tom Schneeberger
1977-78	15	10	.600	Maj. Hank Egan	Bob Djokovich/ Tom Schneeberger
1978-79	12	13	.480	Maj. Hank Egan	Randy Gricius
1979-80	8	17	.320	Maj. Hank Egan	Tim Harris/Reggie Jones
1980-81	9	18	.333	Hank Egan	Tim Harris/Reggie Jones
1981-82	8	19	.296	Hank Egan	Greg Lewis
1982-83	11	16	.407	Hank Egan	Rick Simmons
1983-84	8	19	.296	Hank Egan (148-185)	Dale Grupe
1984-85	8	20	.286	Reggie Minton	Jon Jordan/Tim Lewis
1985-86	10	19	.345	Reggie Minton	Todd Beer/Jim Gulsvig
1986-87	12	15	.444	Reggie Minton	Game Captains
1987-88	11	17	.392	Reggie Minton	Rob Marr
1988-89	14	14	.500	Reggie Minton	Mark Slimko/Chad Kimble/Mike Lockwood/Ray Dudley
1989-90	12	20	.375	Reggie Minton	Raymond Dudley/Jeff Bowling
1990-91	9	20	.310	Reggie Minton	Chris Lowry/Aaron Benson/David Quick
1991-92	9	20	.310	Reggie Minton	B. Roberts/D. French/C. Smith/B. Hawking/O. Simpson
1992-93	9	19	.321	Reggie Minton	George Irvin/Steve Haase
1993-94	8	18	.307	Reggie Minton	Bryce Morgan/Otis Jones/Chris Loll
1994-95	8	20	.286	Reggie Minton	Otis Jones/Chris Loll
1995-96	5	23	.179	Reggie Minton	Reggie Minton/Charlie Nelson
1996-97	7	19	.269	Reggie Minton	Chris Kay/Matt Horin/Mike Freeman
1997-98	10	16	.385	Reggie Minton	Mike Freeman/Jarmica Reese
1998-99	10	16	.385	Reggie Minton	Dylan Pope/Louis Stewart
1999-00	8	20	.286	Reggie Minton (150-296)	Tyron Wright/Miguel Garcia/Billy Humphrey
2000-01	8	21	.276	Joe Scott	Jarvis Croff
2001-02	9	19	.321	Joe Scott	Lamoni Yazzie
2002-03	12	16	.429	Joe Scott	Tom Bellairs/Vernard Jenkins
2003-04	22	7	.759	Joe Scott (51-63)	A.J. Kuhle/Joel Gerlach
2004-05	18	12	.600	Chris Mooney (18-12)	Tim Keller/Caleb Buchanan
2005-06	24	7	.774	Jeff Bzdelik	Antoine Hood/Marc Holum
2006-07	26	9	.743	Jeff Bzdelik (50-16)	Matt McCraw/Jacob Burttschi/Ryan Teets
2007-08	16	14	.533	Jeff Reynolds	Tim Anderson
2008-09	10	21	.323	Jeff Reynolds	Andrew Henke/Matt Holland/Anwar Johnson
2009-10	10	21	.323	Jeff Reynolds	Grant Parker/Mike McLain/Avery Merriex
2010-11	16	16	.500	Jeff Reynolds	Evan Washington/Tom Fow/Derek Brooks
2011-12	13	16	.448	Jeff Reynolds (63-82)	Taylor Stewart/Shawn Hempsey/Scott Stucky
				Dave Pilipovich	
2012-13	18	14	.563	Dave Pilipovich	Todd Fletcher/Michael Lyons
2013-14	12	18	.400	Dave Pilipovich	DeLovell Earls/Kamryn Williams
2014-15	14	17	.452	Dave Pilipovich	DeLovell Ears/Kamryn Williams
2015-16	14	18	.438	Dave Pilipovich	Hayden Graham/Zach Kocur/Zach Moer
2016-17	12	21	.364	Dave Pilipovich (72-94)	Hayden Graham/Zach Kocur
TOTAL	732	922	.443		

ALL-TIME ATTENDANCE

YEAR	OVERALL			HOME			YEAR	OVERALL			HOME		
	TOTAL	AVG	GP	ATTEND	AVG	GP		TOTAL	AVG	GP	ATTEND	AVG	GP
1956-57	20,850	992	21	10,250	931	11	1985-86	129,471	4,465	29	23,750	1,696	14
1957-58	31,221	1,357	23	11,110	793	14	1986-87	126,416	4,682	27	26,766	1,912	14
1958-59	51,919	2,257	23	16,600	1,277	13	1987-88	142,870	5,103	28	27,733	2,133	14
1959-60	44,939	2,043	22	10,000	909	11	1988-89	158,989	5,678	28	36,490	2,606	15
1960-61	60,574	2,532	24	13,600	1,236	11	1989-90	161,479	5,046	32	26,925	1,795	15
1961-62	60,303	2,741	23	23,680	1,822	13	1990-91	126,224	4,353	29	30,856	2,057	15
1962-63	68,365	3,108	22	19,750	1,795	11	1991-92	136,488	4,706	29	32,739	2,183	15
1963-64	69,201	3,009	23	14,732	1,339	11	1992-93	149,805	5,350	28	30,644	2,190	14
1964-65	61,636	2,245	23	16,450	1,495	11	1993-94	122,753	4,721	26	24,819	1,655	15
1965-66	101,462	3,902	26	16,713	1,393	12	1994-95	140,739	5,026	28	43,357	2,890	15
1966-67	65,574	2,623	24	19,848	1,654	12	1995-96	131,314	4,690	28	22,834	1,522	15
1967-68	83,096	3,462	24	12,346	1,543	8	1996-97	85,906	3,304	26	23,650	1,577	15
1968-69*	68,595	2,900	24	22,668	2,061*	11	1997-98	104,817	4,031	26	21,329	1,641	13
1969-70	62,778	2,616	24	20,507	1,367	15	1998-99	72,043	2,771	26	17,993	1,200	15
1970-71	60,795	2,338	26	17,876	1,192	15	1999-00	121,739	4,348	28	15,625	1,202	13
1971-72	54,859	2,110	25	11,562	964	12	2000-01	133,841	4,615	29	21,640	1,546	14
1972-73	51,426	2,142	24	19,997	1,537	13	2001-02	137,446	4,909	28	22,359	2,033	11
1973-74	43,459	1,811	24	12,612	970	13	2002-03	154,947	5,534	28	30,105	2,316	13
1974-75	59,316	2,372	25	13,873	1,067	13	2003-04	197,221	6,801	29	50,881	3,914	13
1975-76	56,554	2,356	25	18,164	1,397	13	2004-05	169,909	5,664	30	54,470	4,190	13
1976-77	57,490	2,129	27	20,150	1,259	16	2005-06	171,146	5,521	31	58,230	3,882	15
1977-78	93,649	3,746	25	23,500	1,807	13	2006-07	229,427	6,555	35	86,080	5,064	17
1978-79	50,748	2,030	25	19,625	1,308	15	2007-08	165,583	5,519	30	61,888	3,868	16
1979-80	57,286	2,291	25	15,700	1,122	14	2008-09	169,770	5,476	31	47,265	2,780	17
1980-81	143,208	5,304	27	34,697	2,669	13	2009-10	159,404	5,142	31	42,875	2,522	17
1981-82	122,013	4,519	27	18,500	1,423	13	2010-11	154,504	4,828	32	36,527	2,149	17
1982-83	127,876	4,736	27	18,100	1,293	14	2011-12	131,598	4,538	29	39,517	2,325	17
1983-84	120,053	4,446	27	15,800	1,129	14	2012-13	169,863	5,308	32	40,063	2,671	15
1984-85	140,603	5,022	28	26,500	1,893	14	2013-14	118,086	3,936	30	38,044	2,238	17
							2014-15	120,908	3,900	31	26,925	1,683	16
							2015-16	104,877	6,992	32	25,106	1,477	17
							2016-17	106,139	3,216	33	31,396	1,744	18
							TOTALS	6,568,761	4,000	1,642	1,593,570	1,874	850

* First Season at Cadet Field House

TOP 30 CROWDS

No.	Att.	Opp.	Date	No.	Att.	Opp.	Date
1.	6,511	New Mexico	1/9/07	19.	5,858	Wyoming	2/3/07
2.	6,359	BYU	1/24/04		5,858	Utah	2/14/07
3.	6,355	BYU	2/25/88		5,858	Colo. State	2/17/07
4.	6,300	Wyoming	3/6/81		5,858	No. Colorado	11/21/09
5.	6,260	UNLV	2/25/06	23.	5,834	Wyoming	2/11/06
6.	6,223	San Diego State	1/20/07	24.	5,811	SDSU	3/1/04
7.	6,146	BYU	2/27/07	25.	5,800	UNLV	1/10/81
8.	6,117	New Mexico	3/9/13	26.	5,788	Utah	1/26/04
9.	6,112	New Mexico	2/25/89	27.	5,769	Colo. State	2/1/06
10.	6,042	TCU	1/23/07	28.	5,763	Colo. State	2/9/04
11.	6,028	BYU	2/9/11	29.	5,722	Colo. State	1/9/92
12.	6,014	UNLV	2/28/04	30.	5,698	Georgia	3/19/07
13.	6,008	Radford	11/19/07				
14.	5,939	Utah	2/19/05				
	5,939	Wyoming	2/7/04				
16.	5,908	UNLV	1/6/07				
17.	5,896	Wyoming	2/18/88				
18.	5,862	Colo. State	2/16/13				

ALL-TIME REGULAR SEASON TOURNAMENT HISTORY

WEST COAST CLASSIC, Corvallis, Ore.

Dec. 27, 1958 Oregon St. 49, Air Force 37
Dec. 29, 1958 Wyoming 55, Air Force 50

GATOR BOWL, Jacksonville, Fla.

Dec. 26, 1963 Air Force 78, Florida St. 53
Dec. 27, 1963 Florida 74, Air Force 65

COLORADO CLASSIC, Denver

Dec. 4, 1964 Colorado State 68, Air Force 66
Dec. 5, 1964 Colorado 67, Air Force 59

MILE HIGH CLASSIC, Denver

Dec. 3, 1965 Wyoming 74, Air Force 66
Dec. 4, 1965 Denver 90, Air Force 73

KENTUCKY INVITATIONAL, Lexington, Ky.

Dec. 17, 1965 Kentucky 78, Air Force 58
Dec. 18, 1965 California 75, Air Force 70

FAR WEST CLASSIC, Portland, Ore.

Dec. 27, 1965 Oregon St. 53, Air Force 32
Dec. 28, 1965 Michigan 83, Air Force 74
Dec. 29, 1965 Air Force 69, Oregon 57

TRIANGLE CLASSIC, Raleigh, N.C.

Dec. 30, 1966 So. Carolina 69, Air Force 51
Dec. 31, 1966 Pittsburgh 53, Air Force 52

STEEL BOWL TOURNAMENT, Pittsburgh, Pa.

Dec. 8, 1967 Duquesne 64, Air Force 52
Dec. 9, 1967 Air Force 71, Massachusetts 62

EAST CAROLINA CLASSIC, Greenville, N.C.

Dec. 26, 1968 Virginia 90, Air Force 85
Dec. 27, 1968 Air Force 85, Cornell 70
Dec. 28, 1968 William & Mary 74, Air Force 71

KODAK TOURNAMENT, Rochester, N.Y.

Dec. 29, 1970 Rochester 74, Air Force 67
Dec. 30, 1970 California 94, Air Force 67

PALMETTO CLASSIC, Charleston, S.C.

Dec. 29, 1971 The Citadel 61, Air Force 60
Dec. 30, 1971 Air Force 62, Xavier (Ohio) 58

MOUNTAINEER CLASSIC, Morgantown, W. Va.

Dec. 8, 1972 W. Virginia 53, Air Force 46
Dec. 9, 1972 Nebraska 57, Air Force 53

GREAT PLAINS CLASSIC, Omaha, Neb.

Dec. 7, 1973 Creighton 55, Air Force 42
Dec. 8, 1973 San Diego St. 87, Air Force 68

EVANSVILLE INVITATIONAL, Evansville, Ind.

Dec. 29, 1972 Air Force 64, Seton Hall 58
Dec. 30, 1972 Air Force 65, Boston U. 53

Dec. 29, 1976 Evansville 81, Air Force 63
Dec. 30, 1976 Loyola (Ill.) 71, Air Force 58

Dec. 30, 1977 Minnesota 66, Air Force 50
Dec. 31, 1977 Air Force 87, Tulane 60

VERMONT CLASSIC TOURNAMENT, Burlington, Vt.

Dec. 29, 1978 Texas A&M 73, Air Force 66
Dec. 30, 1978 Air Force 58, Cornell 56

MANUFACTURERS HANOVER CLASSIC, New Rochelle, N.Y.

Dec. 28, 1979 Iona 64, Air Force 51
Dec. 29, 1979 American 84, Air Force 57

BLADE-GLASS TOURNAMENT, Toledo, Ohio

Dec. 29, 1980 Air Force 48, Auburn 46 (OT)
Dec. 30, 1980 Toledo 70, Air Force 55

HOLIDAY CLASSIC, Cedar Falls, Iowa

Dec. 29, 1981 Nebraska 63, Air Force 47
Dec. 29, 1981 Air Force 39, Cornell 36

CONNECTICUT MUTUAL CLASSIC, Hartford, Conn.

Dec. 28, 1982 Connecticut 66, Air Force 50
Dec. 29, 1982 Lafayette 63, Air Force 61

Dec. 28, 1988 Air Force 48, Davidson 45
Dec. 29, 1988 Connecticut 68, Air Force 55

IPTAY TOURNAMENT, Clemson, S.C.

Nov. 25, 1983 Marquette 80, Air Force 60
Nov. 26, 1983 Air Force 70, Wagner 58

MUSIC CITY INVITATIONAL, Nashville, Tenn.

Dec. 27, 1983 Vanderbilt 69, Air Force 52
Dec. 28, 1983 Texas A&M 44, Air Force 42

MERRILL LYNCH CLASSIC, Dayton, Ohio

Dec. 28, 1984 St. Bonaventure 67, Air Force 52
Dec. 29, 1984 Brown 69, Air Force 59

SUNTORY BALL TOURNAMENT, Japan

Dec. 21, 1985 Navy 70, Air Force 53
Dec. 22, 1985 Air Force 56, Army 50

BLADE-GLASS TOURNAMENT, Toledo, Ohio

Dec. 29, 1986 Toledo 77, Air Force 60
Dec. 30, 1986 Air Force 87, Georgia Southern 82 (2OT)

CAL-IRVINE TOURNEY, Irvine, Calif.

Nov. 27, 1987 Manhattan 76, Air Force 71
Nov. 28, 1987 Army 79, Air Force 70

MILWAUKEE CLASSIC, Milwaukee, Wis.

Dec. 28, 1987 Marquette 80, Air Force 52
Dec. 29, 1987 Air Force 57, Niagara 54

DODGE NIT, Berkley, Calif.

Nov. 15, 1989 California 70, Air Force 49

AMERITAS CLASSIC, Lincoln, Neb.

Dec. 1, 1989 Pepperdine 82, Air Force 75
Dec. 2, 1989 Air Force 73, Harvard 71

COCA-COLA CLASSIC, Chattanooga, Tenn.

Dec. 29, 1989 Southern Illinois 89, Air Force 74
Dec. 30, 1989 St. Bonaventure 79, Air Force 63

METLIFE CLASSIC, San Francisco, Calif.

Dec. 21, 1990 Utah State 64, Air Force 63
Dec. 22, 1990 Vermont 50, Air Force 40

ALBERTSON'S CLASSIC, Boise, Idaho

Dec. 27, 1991 Boise State 77, Air Force 68
Dec. 28, 1991 Hofstra 75, Air Force 70

ALL-TIME REGULAR SEASON TOURNAMENT HISTORY

MUSIC CITY CLASSIC, Nashville, Tenn.

Dec. 28, 1992 Vanderbilt 95, Air Force 50
Dec. 29, 1992 Air Force 75, Rider 66 OT

CESSNA CLASSIC, Wichita, KS

Dec. 29, 1994 Citadel 65, Air Force 61
Dec. 30, 1994 Gonzaga 95, Air Force 62

TOLEDO MVP CLASSIC, Toledo, OH

Dec. 29, 1995 Austin Peay 91, Air Force 72
Dec. 30, 1995 William & Mary 64, Air Force 60

HOLIDAY STORES CLASSIC, Bozeman, MT

Dec. 28, 1996 Air Force 88, Tennessee Tech 68
Dec. 29, 1996 Montana State 70, Air Force 67

UWGB CLASSIC, Green Bay, Wis.

Dec. 29, 1998 Air Force 56, Drexel 50
Dec. 30, 1998 Wisconsin-Green Bay 72, Air Force 49

EARTH GRAINS CLASSIC, St. Louis, Mo.

Nov. 13, 1999 St. Louis 78, Air Force 70
Nov. 14, 1999 Northern Iowa 70, Air Force 60

BCA CLASSIC, Winston-Salem, N.C.

Nov. 16, 2000 Air Force 59, Houston 53
Nov. 17, 2000 Wake Forest 84, Air Force 44

GOSSNER FOODS CLASSIC, Logan, Utah

Dec. 29, 2000 Air Force 63, Cornell 51
Dec. 30, 2000 Utah State 59, Air Force 50

GUARDIANS CLASSIC, Columbia, Mo.

Nov. 13, 2001 Air Force 68, Yale 62
Nov. 14, 2001 Missouri 86, Air Force 58

McCAFFREY CLASSIC, Fresno, Calif.

Nov. 30, 2001 Air Force 70, Montana State 65
Dec. 1, 2001 Fresno State 68, Air Force 52

SIERRA PROVIDENCE SUNCLASSIC, El Paso, Texas

Dec. 27, 2002 UAB 69, Air Force 59
Dec. 28, 2002 Air Force 63, UTEP 45

GOLDEN BEAR CLASSIC, Berkeley, Calif.

Dec. 27, 2003 Air Force 59, Prairie View A&M 46
Dec. 28, 2003 Air Force 49, California 44

BCA CLASSIC, Milwaukee, Wisc.

Nov. 14, 2004 Air Force 59, Jacksonville State 42
Nov. 15, 2004 Air Force 60, Mississippi 36
Nov. 16, 2004 Marquette 69, Air Force 65

BCA CLASSIC, Seattle, Wash.

Nov. 13, 2005 Air Force 62, Northern Arizona 49
Nov. 14, 2005 Air Force 57, Miami (Fla.) 53
Nov. 15, 2005 Washington 85, Air Force 74

CBE CLASSIC, Stanford, Calif.

Nov. 14, 2006 Air Force 69, Long Beach State 68
Nov. 15, 2006 Air Force 79, Stanford 45

CBE CLASSIC, Kansas City, Mo.

Nov. 20, 2006 Duke 71, Air Force 56
Nov. 21, 2006 Air Force 67, Texas Tech 53

CABLE CAR CLASSIC, Santa Clara, Calif.

Dec. 28, 2006 Air Force 66, George Washington 52
Dec. 29, 2006 Air Force 78, Santa Clara 48

AIR FORCE CLASSIC, USAFA, Colo.

Nov. 9, 2007 Air Force 67, Dartmouth 38
Nov. 10, 2007 Air Force 71, Northern Colorado 62

COUGAR HISPANIC COLLEGE FUND CHALLENGE

Nov. 23, 2007 Air Force 58, Mississippi Valley St. 40
Nov. 24, 2007 Montana 59, Air Force 57
Nov. 25, 2007 Washington State 71, Air Force 62

REGGIE MINTON AIR FORCE CLASSIC, USAFA, Colo.

Nov. 22, 2008 Air Force 86, UCCS 65
Nov. 23, 2008 Wofford 74, Air Force 61

GOLDEN BEAR CLASSIC, Berkeley, Calif.

Dec. 27, 2008 Portland 43, Air Force 42
Dec. 28, 2008 Air Force 63, Dartmouth 41

REGGIE MINTON AIR FORCE CLASSIC, USAFA, Colo.

Nov. 20, 2009 Air Force 95, Dickinson State 77
Nov. 21, 2009 Northern Colorado 70, Air Force 46

SUN BOWL INVITATIONAL, El Paso, Texas

Dec. 28, 2009 Air Force 77, Niagara 71
Dec. 29, 2009 UTEP 58, Air Force 47

SUN BOWL INVITATIONAL, El Paso, Texas

Dec. 28, 2010 Air Force 76, Sam Houston State 65
Dec. 29, 2010 UTEP 71, Air Force 54

ALL-MILITARY CLASSIC, USAFA, Colo.

Nov. 11, 2011 Air Force 87, Army 71
Nov. 12, 2011 Air Force 75, VMI 65

CABLE CAR CLASSIC, Santa Clara, Calif.

Dec. 29, 2011 Wagner 72, Air Force 61
Dec. 30, 2011 Air Force 42, Eastern Michigan 38

ALL-MILITARY CLASSIC, Charleston, S.C.

Nov. 10, 2012 Air Force 76, Army 65
Nov. 11, 2012 Air Force 77, Citadel 70

ALL-MILITARY CLASSIC, Lexington, Va.

Nov. 8, 2013 Air Force 79, Army 68
Nov. 9, 2013 VMI 71, Air Force 63

ALL-MILITARY CLASSIC, West Point, N.Y.

Nov. 14, 2014 Army 84, Air Force 74
Nov. 15, 2014 Air Force 68, Citadel 55

SAVANNAH INVITATIONAL, Savannah, Ga.

Nov. 25, 2016 Akron 84, Air Force 75
Nov. 25, 2016 East Carolina 70, Air Force 63

TOURNAMENT RECORDS

Won 51, Lost 81

PLACES TAKEN

1st-7, 2nd-15, 3rd-15, 4th-20

ALL-TIME SERIES RECORD

Team	W-L	Home	Away	Neut.	First	Last	Team	W-L	Home	Away	Neut.	First	Last
Abilene Christian	3-3	3-1	0-2	0-0	1-26-66	1-26-74	Florida A&M	2-0	2-0	0-0	0-0	1-2-11	11-20-16
Adams State	19-0	19-0	0-0	0-0	1-30-57	12-10-96	Florida State	1-0	0-0	0-0	1-0	12-26-63	----
Akron	1-0	0-0	0-0	0-1	11-25-16	----	Fresno State	6-17	4-6	2-10	0-1	11-28-80	2-1-17
Ala.-Birmingham	0-2	0-0	0-1	0-1	1-5-80	12-27-02	Fort Lewis	0-1	0-1	0-0	0-0	1-29-75	----
Alcorn State	1-0	1-0	0-0	0-0	11-21-04	----	Furman	0-1	0-0	0-1	0-0	12-31-62	----
American Univ.	0-1	0-0	0-0	0-1	12-29-79	----	George Washington	1-0	0-0	0-0	1-0	12-28-06	----
Arizona	4-2	3-0	1-2	0-0	2-9-59	1-19-68	Georgia	1-0	1-0	0-0	0-0	3-19-07	----
Arizona State	1-4	1-1	0-3	0-0	2-22-60	12-6-69	Georgia Southern	3-0	1-0	1-0	1-0	12-30-86	1-1-03
Arkansas	1-1	1-0	0-1	0-0	12-8-75	11-29-76	Georgia Tech	2-5	1-1	0-3	1-1	1-2-63	12-28-05
Ark.-Pine Bluff	8-0	8-0	0-0	0-0	11-22-03	12-13-14	Gonzaga	1-5	1-1	0-3	0-1	12-11-75	12-22-11
Arkansas State	2-2	1-1	1-1	0-0	12-30-64	11-29-02	Grambling State	1-0	1-0	0-0	0-0	12-3-14	----
Army	4-5	1-2	0-2	3-1	1-29-77	12-7-16	Hardin Simmons	2-1	2-0	0-1	0-0	1-2-61	12-11-62
Auburn	1-1	0-0	0-1	1-0	12-29-80	12-7-03	Harvard	1-0	0-0	0-0	1-0	12-2-89	----
Austin Peay	1-1	1-0	0-0	0-1	12-29-95	3-14-07	Hawai'i	14-24	11-7	3-15	0-2	1-17-81	3-20-13
Belmont	1-1	1-0	0-1	0-0	12-11-02	11-30-03	Hofstra	0-1	0-0	0-0	0-1	12-28-91	----
Boise State	4-9	3-3	1-5	0-1	12-27-91	3-4-17	Houston	1-3	0-1	0-2	1-0	1-2-64	11-16-00
Boston	1-0	0-0	0-0	1-0	12-20-72	----	Idaho	1-1	0-1	1-0	0-0	11-30-84	11-30-85
BYU	12-54	7-23	5-30	0-4	12-19-61	2-9-11	Idaho State	1-1	1-0	0-1	0-0	12-5-87	12-8-88
Brown	0-1	0-0	0-0	0-1	12-29-84	----	Illinois	0-1	0-0	0-0	0-1	3-16-06	----
Bucknell	0-1	0-1	0-0	0-0	11-28-96	----	Iona	0-1	0-0	0-1	0-0	12-28-79	----
Butler	0-1	0-0	0-1	0-0	1-19-73	----	Iowa	0-1	0-0	0-1	0-0	12-28-04	----
California	3-4	1-0	2-2	0-2	12-18-65	12-28-03	Iowa State	1-1	1-0	0-1	0-0	12-12-64	12-1-65
Cal Poly SLO	0-1	0-0	0-1	0-0	12-7-96	----	IPFW	4-0	3-0	1-0	0-0	1-9-04	12-2-06
Cal State Bakersfield	1-0	1-0	0-0	0-0	11-16-08	----	Jackson State	1-1	1-1	0-0	0-0	11-28-12	11-14-13
Cal State Northridge	1-0	1-0	0-0	0-0	12-2-10	----	Jacksonville	3-0	2-0	0-0	1-0	11-14-04	11-14-16
Cal Western	1-0	1-0	0-0	0-0	2-3-65	----	Johnson & Wales	3-0	3-0	0-0	0-0	1-3-12	11-15-16
Carroll	1-0	1-0	0-0	0-0	12-1-64	----	Kansas	1-1	1-0	0-1	0-0	2-4-61	2-3-62
Centenary	1-0	1-0	0-0	0-0	1-11-61	----	Kansas City	2-0	1-0	1-0	0-0	2-23-57	12-10-57
Central Conn. St.	1-1	1-0	0-1	0-0	12-28-99	12-12-00	Kansas State	0-1	0-0	0-1	0-0	1-7-63	----
Central Michigan	1-0	1-0	0-0	0-0	1-5-72	----	Kansas Wesleyan	1-0	1-0	0-0	0-0	1-9-57	----
Chadron (Neb.)	1-0	1-0	0-0	0-0	12-1-56	----	Kearney St. (Neb.)	1-1	1-1	0-0	0-0	12-19-56	1-20-71
Chapman (Calif.)	1-0	1-0	0-0	0-0	1-29-79	----	Kent State	1-1	1-0	0-1	0-0	12-1-90	1-21-91
Charleston So.	2-0	2-0	0-0	0-0	12-20-03	11-28-09	Kentucky	0-1	0-0	0-1	0-0	12-17-65	----
Chicago State	1-0	1-0	0-0	0-0	1-6-12	----	Lafayette	0-1	0-0	0-0	0-1	12-29-82	----
Citadel	3-2	1-0	1-1	1-1	12-28-71	12-2-15	Lamar Univ.	1-1	1-0	0-1	0-0	12-13-04	12-23-05
Clemson	0-1	0-0	0-0	0-1	3-27-07	----	Lehigh	1-0	1-0	0-0	0-0	12-5-00	----
Cleveland State	1-0	1-0	0-0	0-0	1-19-78	----	Lewis (Ill.)	1-0	1-0	0-0	0-0	1-3-78	----
Colorado	3-23	2-9	1-13	0-1	2-22-58	12-19-16	Liberty	2-0	2-0	0-0	0-0	1-6-01	12-22-01
Colorado Christian	3-0	3-0	0-0	0-0	12-22-07	11-19-14	Long Beach St.	1-2	0-1	0-1	1-0	12-8-99	11-14-06
Colorado College	8-2	6-1	2-1	0-0	12-8-56	11-17-10	Louisville	0-1	0-0	0-1	0-0	11-23-02	----
Colorado Mines	6-0	3-0	3-0	0-0	12-5-56	2-5-80	Loyola (Ill.)	2-5	1-1	1-2	0-2	1-9-60	11-27-81
Colorado State	31-78	18-32	11-42	2-4	1-19-57	3-9-17	Loyola (La.)	1-1	1-0	0-1	0-0	12-11-65	2-9-68
Concordia	2-0	2-0	0-0	0-0	1-7-69	12-8-71	Manhattan	0-1	0-0	0-0	0-1	11-27-87	----
Connecticut	0-2	0-0	0-2	0-0	12-28-82	12-29-88	Marquette	5-16	3-6	2-9	0-1	1-9-59	11-16-04
Cornell	4-0	0-0	0-0	4-0	12-27-68	12-29-00	Maryland	0-2	0-1	0-1	0-0	1-14-78	12-2-78
Creighton	3-10	3-3	0-7	0-0	1-29-58	2-18-78	Maryland-E. Shore	1-2	1-1	0-1	0-0	1-14-78	12-17-11
Dartmouth	4-0	2-0	1-0	1-0	1-2-99	12-28-08	Massachusetts	1-0	0-0	0-0	1-0	12-9-67	----
Davidson	1-0	0-0	0-0	1-0	12-28-88	----	McPherson	1-0	1-0	0-0	0-0	11-11-16	----
Denver	23-25	11-11	12-14	0-0	12-10-60	12-10-16	Merchant Marine	3-0	2-0	1-0	0-0	2-22-74	2-11-77
DePaul	1-3	1-1	0-1	0-0	3-7-60	3-21-07	Mesa State	10-3	10-3	0-0	0-0	12-1-81	12-7-94
DePauw	6-0	5-0	1-0	0-0	1-31-62	12-4-74	Miami (Fla.)	1-0	0-0	0-0	1-0	11-14-05	----
Dickinson State	1-0	1-0	0-0	0-0	11-20-09	----	Michigan	0-1	0-0	0-0	0-1	12-28-65	----
Doane (Neb.)	24-0	24-0	0-0	0-0	1-10-68	11-20-99	Minnesota	0-1	0-0	0-1	0-0	12-20-77	----
Drake	0-6	0-2	0-4	0-0	1-25-64	12-3-11	Mississippi	1-0	0-0	0-0	1-0	11-15-04	----
Drexel	1-0	0-0	0-0	1-0	12-29-98	----	Mississippi Valley St.	2-0	1-0	0-0	1-0	11-23-07	11-19-15
Duke	0-1	0-0	0-0	0-1	11-20-06	----	Missouri	1-2	1-0	0-1	0-1	11-30-63	11-14-01
Duquesne	0-1	0-0	0-0	0-1	12-8-67	----	Missouri-K.C.	1-1	1-0	0-1	0-0	1-6-90	12-10-90
East Carolina	0-1	0-0	0-0	0-1	11-26-16	----	Missouri State	1-1	1-0	0-1	0-0	12-5-09	12-3-16
Eastern Michigan	1-0	0-0	0-0	1-0	12-30-11	----	Montana	2-7	2-1	0-5	0-1	1-22-72	11-24-07
Eastern Montana	1-0	1-0	0-0	0-0	12-3-66	----	Montana State	7-5	5-1	1-4	1-0	1-17-59	11-21-12
Eastern N. Mexico	3-0	3-0	0-0	0-0	2-9-57	2-27-60	Navy	14-11	10-3	4-7	0-1	1-13-68	11-27-05
Eastern Washington	1-1	1-0	0-1	0-0	12-28-85	12-12-86	Nebraska	1-4	1-0	0-2	0-2	12-5-59	12-28-81
Evansville	1-1	1-0	0-1	0-0	12-29-76	12-5-10	Nebraska-Omaha	5-0	2-0	2-0	1-0	2-2-57	12-8-14
Florida	1-1	1-0	0-0	0-1	12-27-63	12-29-12							

ALL-TIME SERIES RECORD

Team	W-L	Home	Away	Neut.	First	Last	Team	W-L	Home	Away	Neut.	First	Last	St.
Nevada	1-8	1-3	0-5	0-0	1-9-13	2-15-17	Tennessee State	1-0	1-0	0-0	0-0	11-20-11	----	
New Mexico	22-58	16-21	4-34	2-3	12-7-57	2-8-17	Tennessee Tech	2-2	1-1	0-1	1-0	12-28-96	11-16-15	
N.M. Highlands	3-1	3-1	0-0	0-0	2-13-57	1-20-60	Texas A&M	0-3	0-0	0-1	0-2	12-20-60	12-28-83	
New Mexico State	4-3	3-1	1-2	0-0	1-15-64	11-30-16	Texas A&M-CC	3-0	2-0	1-0	0-0	2-3-73	1-21-04	
New Orleans	1-0	1-0	0-0	0-0	1-23-13	----	Texas-Arlington	0-2	0-1	0-1	0-0	12-22-97	12-19-98	
Niagara	2-0	0-0	0-0	2-0	12-29-87	12-28-09	TCU	8-8	5-3	3-5	0-0	1-21-99	2-22-12	
Nicholls State	1-1	1-0	0-1	0-0	2-9-91	12-2-91	Texas-El Paso	5-36	3-14	2-21	0-1	3-2-63	12-29-10	
Norfolk State	3-0	3-0	0-0	0-0	12-13-06	11-30-08	Texas-Pan Am	12-7	10-1	2-6	0-0	1-3-74	1-9-12	
North Carolina	0-1	0-0	0-0	0-1	3-18-04	----	Texas Southern	1-0	1-0	0-0	0-0	12-22-08	----	
No. Caro. Central	2-0	2-0	0-0	0-0	12-2-09	12-11-10	Texas Tech	2-8	1-2	0-5	1-1	12-29-60	11-30-14	
North Dakota	2-1	2-0	0-1	0-0	1-6-64	3-15-11	Toledo	0-2	0-0	0-2	0-0	12-30-80	12-29-86	
N. Texas State	1-1	1-0	0-1	0-0	12-16-61	1-12-63	Trinity (Texas)	1-0	1-0	0-0	0-0	1-23-71	----	
Northern Arizona	3-5	1-3	1-2	1-0	1-12-66	12-22-10	Tulane	4-5	2-2	1-3	1-0	2-24-67	12-31-77	
Northern Colorado	12-3	8-1	4-1	0-1	1-26-57	11-21-09	Tulsa	1-1	1-0	0-1	0-0	1-14-99	2-13-99	
Northern Illinois	2-3	1-1	1-2	0-0	11-28-77	12-3-08	Utah	14-49	10-19	4-28	0-2	12-23-65	2-5-11	
Northern Iowa	0-1	0-0	0-0	0-1	11-14-99	----	Utah State	4-15	4-5	0-9	0-1	2-15-63	2-25-17	
Northern Michigan	2-0	1-0	1-0	0-0	2-26-66	2-22-69	UCCS	7-0	7-0	0-0	0-0	12-12-95	11-14-10	
NE Louisiana	1-0	1-0	0-0	0-0	12-4-78	----	UC Davis	3-2	2-1	1-1	0-0	12-22-09	12-22-16	
Notre Dame	1-7	0-2	1-5	0-0	12-12-59	2-10-75	UC Irvine	2-0	1-0	1-0	0-0	2-28-75	2-28-76	
Oakland Univ.	0-2	0-1	0-1	0-0	12-8-01	12-22-02	UC Riverside	2-0	1-0	1-0	0-0	12-22-12	12-14-13	
Ohio State	0-1	0-0	0-1	0-0	12-8-15	----	UC Santa Barbara	2-1	1-0	1-1	0-0	1-3-66	1-3-79	
Oklahoma	0-1	0-0	0-1	0-0	1-31-59	----	UCLA	0-2	0-1	0-1	0-0	1-31-60	1-28-61	
Oklahoma City	3-7	3-2	0-5	0-0	2-15-69	2-9-80	UNLV	13-35	11-11	2-24	0-0	1-10-81	2-22-17	
Oklahoma State	1-1	0-1	1-0	0-0	12-19-59	2-11-61	U.S. International	8-2	6-1	2-1	0-0	2-12-80	2-3-90	
Oregon	2-2	1-1	1-1	0-0	3-6-64	1-27-75	VMI	1-1	1-0	0-1	0-0	11-12-11	11-9-13	
Oregon State	0-2	0-0	0-1	0-1	12-27-58	12-27-65	Valparaiso	14-9	10-3	3-6	1-0	1-3-59	12-30-93	
Panhandle State	1-0	1-0	0-0	0-0	2-4-59	----	Vanderbilt	0-2	0-0	0-2	0-0	12-27-83	12-28-92	
Pepperdine	0-1	0-0	0-0	0-1	12-1-89	----	Vermont	0-1	0-0	0-0	0-1	12-22-90	----	
Pittsburgh	0-1	0-0	0-0	0-1	12-20-66	----	Virginia	0-1	0-0	0-0	0-1	12-26-68	----	
Portland	6-6	5-1	1-4	0-1	2-13-65	12-27-08	Wagner	1-1	0-0	0-0	1-1	11-26-83	12-29-11	
Portland State	2-4	1-2	1-2	0-0	1-13-76	12-11-99	Washburn	1-1	1-1	0-0	0-0	1-24-68	11-29-78	
Prairie View A&M	3-0	2-0	0-0	1-0	12-27-03	12-8-09	Washington	1-2	0-0	1-2	0-0	2-21-59	11-15-05	
Radford	2-0	2-0	0-0	0-0	11-2-06	11-19-07	Washington (Mo.)	3-1	2-0	0-1	1-0	1-12-57	1-27-71	
Redlands	1-0	1-0	0-0	0-0	1-30-74	----	Washington State	0-2	0-0	0-0	0-2	11-25-07	12-12-09	
Regis	36-8	27-4	9-4	0-0	3-2-57	11-18-12	Weber State	1-2	1-0	0-2	0-0	12-10-74	3-23-13	
Rice	1-3	0-2	1-1	0-0	12-12-70	2-11-99	West Virginia	0-1	0-0	0-1	0-0	12-8-72	----	
Richmond	0-2	0-1	0-1	0-0	1-2-13	11-27-13	Western State	21-1	18-0	3-0	0-1	1-5-57	12-29-15	
Rider	1-0	0-0	0-0	1-0	12-29-92	----	Westminster (Utah)	3-0	3-0	0-0	0-0	12-5-56	12-3-58	
Robert Morris	1-0	1-0	0-0	0-0	11-22-15	----	Wichita State	0-1	0-0	0-1	0-0	1-26-63	----	
Rochester	0-1	0-0	0-1	0-0	12-29-70	----	William & Mary	0-2	0-0	0-0	0-2	12-28-68	12-30-95	
Rockhurst	0-1	0-1	0-0	0-0	1-26-72	----	Winthrop	0-1	0-1	0-0	0-0	1-3-87	----	
Royal Roads (Can.)	1-0	0-0	1-0	0-0	3-9-57	----	Wisconsin	0-2	0-1	0-1	0-0	12-3-60	12-1-62	
Rutgers	1-0	1-0	0-0	0-0	12-31-04	----	Wisconsin-Green Bay	0-1	0-0	0-1	0-0	12-30-98	----	
Samford	2-1	2-0	0-1	0-0	2-19-76	11-30-91	Wisc.-Milwaukee	3-2	2-1	1-1	0-0	2-9-74	11-28-04	
Sam Houston St.	1-0	0-0	0-0	1-0	12-28-10	----	Wisc.-Stevens Pt.	1-0	1-0	0-0	0-0	1-4-83	----	
San Diego	3-1	2-1	1-0	0-0	1-11-78	11-27-82	Wake Forest	1-2	0-0	0-2	1-0	11-17-00	12-30-07	
San Diego State	23-52	16-18	6-30	1-4	12-8-73	3-1-17	Wichita State	0-1	0-1	0-0	0-0	12-2-12	----	
San Jose State	5-6	3-3	2-3	0-0	12-6-71	2-18-17	Wofford	4-2	2-1	2-1	0-0	2-22-97	11-24-10	
Santa Clara	1-1	0-0	1-1	0-0	12-29-06	3-18-11	Wooster	1-0	1-0	0-0	0-0	12-14-74	----	
Savannah State	2-0	2-0	0-0	0-0	1-6-03	1-6-04	Wright State	1-1	1-0	0-1	0-0	12-8-10	12-7-11	
Seton Hall	1-0	0-0	0-0	1-0	12-29-72	----	Wyoming	37-77	21-33	14-38	2-6	1-25-58	3-8-17	
South Carolina	0-1	0-0	0-0	0-1	12-29-66	----	Xavier	6-8	4-2	1-6	1-0	12-2-66	12-3-88	
South Carolina St.	1-1	1-0	0-1	0-0	12-14-99	12-9-00	Yale	1-0	0-0	0-0	1-0	11-13-01	----	
South Dakota	6-0	5-0	1-0	0-0	2-7-59	12-5-13	Youngstown State	1-1	1-0	0-1	0-0	1-25-92	12-3-92	
Southern California	0-1	0-0	0-1	0-0	1-27-61	----								
Southern Colorado	11-3	9-2	2-1	0-0	1-17-70	12-9-80								
Southern Illinois	0-2	0-0	0-1	0-1	12-29-89	11-13-15								
So. Ill-Edwardsville	1-0	1-0	0-0	0-0	3-5-83	----								
Southern Methodist	0-4	0-2	0-2	0-0	1-14-97	2-18-99								
Stanford	6-6	5-0	1-6	0-0	2-4-67	11-26-08								
Stetson	3-1	3-0	0-1	0-0	2-10-79	11-22-16								
Stony Brook	0-1	0-1	0-0	0-0	12-31-08	----								
St. Bonaventure	0-2	0-0	0-0	0-2	12-28-84	12-30-89								
St. Cloud State	1-0	1-0	0-0	0-0	12-15-77	----								
St. Louis	0-1	0-0	0-1	0-0	11-13-99	----								
St. Mary's (CA)	1-1	1-0	0-1	0-0	1-11-05	12-13-05								
St. Michael's (N.M.)	1-0	1-0	0-0	0-0	2-12-64	----								
St. Michael's (Vt.)	0-1	0-1	0-0	0-0	1-16-57	----								

YEAR-BY-YEAR STATISTICS

YEAR	G	FG-FGA	PCT.	3FG-A	PCT.	FT-FTA	PCT.	REB	AVG.	PF-DQ	AST	ST	BS	TP	AVG
AFA 1957	21	519-1325	.392	---	---	463-673	.687	870	41.4	350-10	---	---	---	1501	71.5
OPP		520-1245	.416	---	---	345-550	.627	888	44.2	391-17	---	---	---	1385	66.0
AFA 1958	23	568-1390	.409	---	---	391-595	.657	955	41.5	389-19	---	---	---	1527	66.0
OPP		534-1430	.373	---	---	313-503	.622	931	40.5	437-23	---	---	---	1381	60.0
AFA 1959	23	567-1277	.444	---	---	407-601	.677	847	36.8	406-13	---	---	---	1541	67.0
OPP		493-1318	.375	---	---	365-563	.648	968	42.1	439-23	---	---	---	1351	58.7
AFA 1960	22	511-1298	.393	---	---	411-590	.697	883	40.1	395-12	---	---	---	1433	65.1
OPP		500-1269	.394	---	---	357-545	.655	1040	47.3	419-14	---	---	---	1357	61.7
AFA 1961	24	589-1444	.408	---	---	420-627	.670	1038	43.2	417-12	---	---	---	1598	66.6
OPP		634-1563	.406	---	---	389-562	.692	1127	47.0	459-20	---	---	---	1657	69.0
AFA 1962	23	558-1297	.430	---	---	397-572	.694	840	36.5	253-9	---	---	---	1513	65.8
OPP		559-1300	.430	---	---	288-425	.678	954	41.5	266-18	---	---	---	1406	61.1
AFA 1963	22	466-1057	.441	---	---	340-468	.732	684	31.1	339-12	---	---	---	1272	57.8
OPP		497-1144	.434	---	---	292-417	.700	807	36.7	364-8	---	---	---	1286	58.5
AFA 1964	23	625-1436	.435	---	---	337-487	.692	907	39.4	398-9	---	---	---	1587	69.0
OPP		559-1275	.438	---	---	323-483	.669	930	40.1	410-18	---	---	---	1441	62.3
AFA 1965	23	589-1349	.437	---	---	347-517	.671	863	37.4	403-10	---	---	---	1525	66.3
OPP		602-1409	.427	---	---	361-515	.700	1028	44.6	425-17	---	---	---	1565	68.0
AFA 1966	26	767-1614	.475	---	---	466-668	.698	1073	41.3	423-14	---	---	---	2000	76.9
OPP		792-1782	.444	---	---	337-512	.658	1121	43.1	515-18	---	---	---	1921	73.9
AFA 1967	24	652-1485	.439	---	---	327-505	.648	981	40.9	454-14	---	---	---	1631	68.0
OPP		675-1536	.439	---	---	344-498	.691	1047	43.6	447-24	---	---	---	1694	70.6
AFA 1968	24	692-1529	.453	---	---	409-592	.690	1081	45.0	491-23	---	---	---	1793	74.7
OPP		754-1731	.435	---	---	419-658	.636	1155	48.1	454-12	---	---	---	1921	80.0
AFA 1969	24	681-1512	.450	---	---	398-582	.684	1029	42.9	476-16	---	---	---	1760	73.3
OPP		696-1547	.450	---	---	398-618	.644	1057	44.0	466-12	---	---	---	1790	74.6
AFA 1970	24	663-1353	.490	---	---	498-689	.724	949	39.5	494-21	333	---	---	1824	76.0
OPP		665-1533	.434	---	---	445-643	.692	998	41.6	513-24	---	---	---	1775	74.0
AFA 1971	26	715-1622	.441	---	---	440-668	.659	1145	44.0	516-19	---	---	---	1870	71.9
OPP		711-1617	.440	---	---	464-692	.671	1124	43.2	525-17	---	---	---	1886	72.5
AFA 1972	25	633-1472	.430	---	---	444-677	.656	1067	42.7	487-17	262	---	---	1710	68.4
OPP		663-1468	.452	---	---	395-612	.645	1027	41.1	492-24	---	---	---	1721	68.8
AFA 1973	24	622-1408	.442	---	---	269-410	.656	926	38.6	414-7	---	---	---	1513	63.0
OPP		583-1383	.422	---	---	254-387	.656	934	38.9	455-15	---	---	---	1420	59.2
AFA 1974	24	644-1444	.446	---	---	316-472	.669	917	38.2	443-10	339	---	---	1604	66.8
OPP		629-1408	.447	---	---	293-414	.708	867	36.1	468-15	300	---	---	1551	64.6
AFA 1975	25	624-1469	.425	---	---	344-501	.687	964	38.6	480-14	312	128	39	1592	63.7
OPP		612-1457	.420	---	---	351-484	.725	921	36.9	496-15	279	---	---	1575	63.0
AFA 1976	25	706-1566	.450	---	---	246-400	.615	1008	40.3	521-8	351	172	72	1654	66.2
OPP		569-1342	.424	---	---	396-574	.690	877	35.1	456-11	302	---	---	1534	61.4
AFA 1977	27	703-1599	.440	---	---	368-589	.625	1002	37.1	538-27	415	154	55	1774	65.7
OPP		731-1576	.463	---	---	387-574	.674	1023	37.9	570-25	402	---	---	1849	68.5
AFA 1978	25	720-1549	.465	---	---	300-442	.679	1010	40.4	505-16	350	106	94	1740	69.6
OPP		637-1516	.420	---	---	338-467	.723	886	35.4	464-15	280	---	---	1612	64.4
AFA 1979	25	645-1351	.477	---	---	311-463	.672	879	35.2	458-17	338	119	99	1601	64.0
OPP		630-1390	.453	---	---	366-484	.756	790	31.6	483-20	335	---	---	1626	65.0
AFA 1980	25	618-1402	.441	---	---	319-470	.679	860	34.4	497-20	324	145	77	1555	62.2
OPP		640-1316	.486	---	---	396-565	.700	840	33.6	483-21	332	---	---	1676	67.0
AFA 1981	27	609-1313	.464	---	---	239-392	.610	849	31.4	505-19	349	109	104	1457	54.0
OPP		561-1343	.418	---	---	396-551	.719	858	31.8	468-6	260	---	---	1518	56.2
AFA 1982	27	545-1343	.406	---	---	289-466	.620	867	32.1	518-26	296	115	63	1379	51.1
OPP		567-1314	.432	---	---	401-565	.706	907	33.6	483-10	317	138	59	1535	56.9
AFA 1983	27	600-1339	.448	---	---	362-555	.652	903	33.4	540-15	308	122	78	1562	47.9
OPP		650-1419	.458	---	---	402-599	.671	873	32.4	538-13	338	161	63	1702	63.0
AFA 1984	27	596-1369	.435	---	---	339-549	.617	832	30.8	541-20	286	156	40	1531	56.7
OPP		605-1274	.475	---	---	437-622	.703	860	31.9	513-14	296	146	73	1647	61.0
AFA 1985	28	743-1628	.456	---	---	313-473	.662	960	34.3	608-28	320	151	---	1799	64.3
OPP		691-1456	.475	---	---	498-713	.698	929	33.2	485-12	349	152	---	1879	67.1
AFA 1986	29	692-1592	.435	---	---	376-577	.652	1029	35.5	592-12	381	137	53	1760	60.8
OPP		709-1500	.473	---	---	449-686	.655	940	32.4	554-15	401	183	78	1867	64.4
AFA 1987	27	716-1510	.474	87-235	.370	406-607	.669	959	35.5	532-11	395	154	64	1925	71.3
OPP		703-1551	.453	117-317	.369	423-624	.678	960	35.6	532-11	376	190	75	1946	72.1
AFA 1988	28	712-1552	.459	125-320	.391	331-488	.678	912	32.6	482-15	367	132	59	1880	67.2
OPP		753-1560	.483	153-372	.411	374-571	.655	957	34.2	475-13	411	166	65	2033	72.6
AFA 1989	28	731-1494	.477	137-338	.405	414-590	.702	865	30.9	497-18	401	205	44	2013	71.9
OPP		700-1486	.471	139-378	.365	371-539	.688	891	31.8	508-10	408	170	68	1909	68.2

YEAR-BY-YEAR STATISTICS

YEAR	G	FG-FGA	PCT.	3FG-A	PCT.	FT-FTA	PCT.	REB	AVG.	PF-DQ	AST	ST	BS	TP	AVG
AFA 1990	32	751-1711	.439	179-478	.375	457-611	.748	992	31.0	595-21	448	186	46	2138	66.8
OPP		767-1633	.470	205-508	.404	483-717	.674	1079	33.7	583-19	467	196	82	2222	69.4
AFA 1991	29	561-1347	.417	122-382	.319	483-627	.770	853	29.4	549-16	342	155	43	1727	59.6
OPP		645-1406	.459	142-388	.366	473-662	.715	879	30.3	552-17	413	209	80	1905	65.7
AFA 1992	29	623-1435	.434	125-388	.322	448-599	.748	843	29.1	605-7	308	153	61	1819	62.7
OPP		683-1448	.472	153-413	.370	499-754	.662	951	32.8	559-12	403	183	90	2018	69.6
AFA 1993	28	644-1554	.414	136-434	.313	409-584	.700	965	34.5	546-10	285	178	109	1833	65.5
OPP		678-1492	.454	134-356	.376	494-692	.714	969	34.6	521-10	344	206	95	1984	70.9
AFA 1994	26	613-1489	.412	142-420	.338	445-630	.706	889	34.2	509-5	281	331	111	1813	69.7
OPP		656-1417	.463	143-407	.351	468-696	.672	971	37.3	513-5	374	357	107	1923	74.0
AFA 1995	28	651-1642	.396	158-497	.318	422-615	.686	942	33.6	544-9	323	186	98	1882	67.2
OPP		673-1450	.464	174-477	.365	509-723	.704	1038	37.1	523-7	404	170	99	2029	72.5
AFA 1996	28	690-1684	.410	130-414	.314	370-589	.628	1040	37.1	555-13	385	154	79	1880	67.1
OPP		720-1574	.457	149-423	.352	500-729	.686	1041	37.2	550-7	399	216	90	2089	74.6
AFA 1997	26	637-1519	.419	134-436	.307	358-575	.623	1005	38.7	534-8	350	155	40	1766	67.9
OPP		644-1443	.446	137-411	.333	450-673	.669	915	35.2	514-11	329	179	96	1875	72.1
AFA 1998	26	612-1428	.429	196-512	.383	353-541	.652	879	33.8	546-13	361	158	81	1773	68.2
OPP		594-1366	.435	148-446	.332	477-666	.716	904	34.8	490-9	331	180	87	1813	69.7
AFA 1999	26	629-1703	.369	233-738	.316	490-700	.700	1086	41.8	585-22	281	209	79	1981	76.2
OPP		726-1545	.470	166-435	.382	467-726	.643	1061	40.8	574-9	335	192	96	2085	80.2
AFA 2000	28	654-1673	.391	184-590	.312	397-610	.651	1009	36.0	587-16	336	243	53	1889	67.5
OPP		717-1464	.490	141-371	.380	471-693	.680	1022	36.5	563-8	410	179	110	2046	73.1
AFA 2001	29	544-1251	.435	245-683	.359	334-479	.697	666	23.0	572-24	367	211	54	1667	57.5
OPP		593-1246	.476	146-413	.354	496-677	.733	879	30.3	519-8	358	176	62	1828	63.0
AFA 2002	28	533-1151	.463	208-558	.373	331-465	.712	614	21.9	558-22	327	228	39	1605	57.3
OPP		576-1219	.473	116-355	.327	454-638	.712	839	30.0	492-9	273	175	73	1722	61.5
AFA 2003	28	536-1114	.481	219-583	.376	312-479	.651	588	21.0	525-13	364	167	50	1603	57.2
OPP		540-1188	.455	133-348	.382	383-539	.711	833	29.8	514-10	256	155	44	1596	57.0
AFA 2004	29	585-1216	.481	245-647	.379	322-453	.711	623	21.5	481-5	386	225	68	1737	59.9
OPP		530-1183	.448	93-323	.288	322-447	.720	814	28.1	522-14	245	135	50	1475	50.9
AFA 2005	30	642-1426	.450	266-729	.365	285-396	.720	694	23.1	484-5	405	262	51	1835	61.2
OPP		569-1192	.477	113-331	.341	378-530	.713	874	29.1	493-9	259	2137	64	1629	54.3
AFA 2006	31	683-1413	.483	276-684	.404	348-467	.745	763	24.6	472-6	445	249	67	1990	64.2
OPP		615-1428	.431	152-482	.315	313-427	.733	908	29.3	495-6	313	134	80	1695	54.7
AFA 2007	35	815-1662	.490	316-789	.401	468-620	.755	969	27.7	526-7	533	234	57	2414	69.0
OPP		721-1689	.427	199-618	.322	319-481	.663	1027	29.3	650-	407	163	108	1960	56.0
AFA 2008	30	570-1285	.444	214-567	.377	406-583	.696	796	26.5	510-6	365	193	54	1760	58.7
OPP		572-1405	.407	233-639	.365	338-489	.691	935	31.2	568-	364	176	84	1715	57.2
AFA 2009	31	611-1389	.440	206-546	.377	393-583	.674	879	28.4	542-8	378	155	70	1821	58.7
OPP		629-1501	.419	239-681	.351	439-595	.738	951	30.7	574-	392	187	111	1936	62.5
AFA 2010	31	632-1428	.443	176-562	.313	333-524	.635	851	27.5	547-4	389	155	51	1773	57.2
OPP		665-1474	.451	225-648	.347	402-590	.681	966	31.2	518-	398	180	87	1957	63.1
AFA 2011	32	722-1532	.471	212-563	.377	418-593	.705	918	28.7	563-13	494	200	83	2074	64.8
OPP		705-1737	.406	266-788	.338	406-567	.716	1109	34.7	587-	449	174	100	2082	65.1
AFA 2012	29	616-1383	.445	192-569	.337	362-537	.674	835	28.8	491-8	403	194	90	1786	61.6
OPP		606-1479	.410	199-621	.320	387-548	.706	993	34.2	519-	369	189	75	1798	62.0
AFA 2013	32	795-1690	.470	272-712	.382	379-531	.714	964	30.1	557-7	508	206	55	2241	70.0
OPP		764-1702	.449	224-703	.319	418-621	.673	1053	32.9	530-	458	180	100	2170	67.8
AFA 2014	30	679-1561	.435	216-653	.331	406-588	.690	971	32.4	563-17	419	164	94	1980	66.0
OPP		690-1595	.433	212-647	.328	482-687	.702	1016	33.9	559 -	404	208	128	2074	69.1
AFA 2015	31	742-1565	.474	232-625	.371	321-487	.659	930	30.0	552-5	483	195	65	2037	65.7
OPP		694-1571	.442	252-698	.361	377-548	.688	954	30.8	530	446	183	106	2017	65.1
AFA 2016	32	752-1761	.427	202-596	.339	483-707	.683	1,109	34.7	617-15	420	423	58	2189	68.4
OPP		784-1823	.430	290-843	.344	472-667	.708	1,188	37.1	664	470	435	136	2330	72.8
AFA 2017	33	817-1876	.436	264-728	.363	513-715	.717	1,150	34.8	594-16	494	197	57	2411	73.1
OPP		861-1883	.457	320-880	.364	435-613	.710	1,135	34.4	686	514	199	113	2477	75.1

FIVE-TIME NBA CHAMPION GREGG POPOVICH



San Antonio Spurs head coach and general manager Gregg Popovich is a former Falcon. Born in East Chicago, Ind., Popovich, a 1970 graduate of the Air Force Academy, is the son-in-law of the late Air Force athletic trainer Jim Conboy.

As a senior at Air Force, Popovich led the Falcons in

scoring with a 14.3 average and served as team captain while helping the team to a 12-12 record.

He graduated with a degree in Soviet studies, followed by a five-year military commitment in the United States Air Force. Soon thereafter, he made his first foray into coaching, spending six years as an assistant at the Academy. He then spent eight seasons as the head coach of Pomona-Pitzer College in Claremont, Calif., leading the team to its first conference championship in 68 years in 1985-86. Then he joined Larry Brown as an assistant for the Spurs. After a two-year stint coaching with Don Nelson at Golden State, Popovich returned to the Spurs as general manager in 1994.

Popovich added head coaching to his long list of responsibilities on Dec. 10, 1996, when he replaced Bob Hill on the Spurs' sideline. With a roster decimated by injuries to key players such as David Robinson and Sean Elliott, the Spurs struggled through the remainder of the season, finishing a lowly 20-62, including 17-47 under Popovich, who is also the team's executive vice president of basketball operations.

But they struck it rich in the NBA Draft Lottery, coming away with the right to pick first in the 1997 NBA Draft. And as expected, Popovich chose Tim Duncan, the All-American from Wake Forest who teamed with Robinson

to form a formidable Twin Towers.

The Spurs soared to 56-26 in 1997-98, setting an NBA record for the greatest single-season turnaround in league history by winning 36 more games than the year before. San Antonio beat Phoenix in the first round of the playoffs but lost to Utah in the Western Conference Semifinals.

In 1998-99, the Spurs posted a league-best 37-13 record during the strike-shortened regular season and followed that up with a 15-2 mark in the playoffs, beating Minnesota 3-1 and then sweeping the Lakers and Portland before defeating New York 4-1 in the NBA Finals.

Popovich, the longest tenured coach with the same team among the 122 NBA, NFL, NHL and MLB franchises, led the Spurs to their second NBA title in 2003 after posting a 60-22 record during the regular season. San Antonio defeated the New Jersey Nets, 4-2, in the NBA Finals. Popovich was named NBA Coach of the Year following the season.

The Spurs gave Popovich his third NBA championship ring in 2005 after posting a 59-23 regular season record. San Antonio defeated the defending champs, Detroit Pistons, in seven games in the NBA Finals. After producing an NBA-high 63 victories during the 2005-06 campaign, the Spurs won their fourth title under Popovich in '06-07 by sweeping the Cleveland Cavaliers in four games. In 2014, following a six-year hiatus, the Spurs won their fifth championship by defeating the Miami Heat in five games. Popovich is the only active NBA coach with multiple NBA titles and one of only five coaches in NBA history to win at least five NBA titles (Red Auerbach, Phil Jackson, John Kundla, Pat Riley).

Popovich has also been a champion off the court. In 1991, he teamed with Frank Martin to create the Spurs/Pizza Hut Drug-Free Youth Basketball League. Currently, the league plays at 75 locations in and around San Antonio. More than 20,000 boys and girls – ages 7 to 16



– played in the league in 2002-03 (Spurs guard Devin Brown played in the Spurs Drug-Free League). Prior to each game, every participant takes the Drug-Free League pledge, promising to remain drug and alcohol free while showing good sportsmanship and fair play.

Popovich, active in the San Antonio community, was also honored by President George Bush in February 1992 with a "Daily Point of Light Award" for the Spurs Drug Free Basketball League. He was also named a distinguished graduate by the Academy in 2008.

Popovich was named head coach of the USA Basketball Men's National Team for the 2017-20 quadrennium. He will take over following the Olympics in Rio.

POPOVICH'S HEAD COACHING RECORD

COLLEGE									
Year	Team	Wins	Losses	Pct.	Year	Team	Wins	Losses	Pct.
1979-80	Pomona-Pitzer	2	17	.095	2001-02	San Antonio	58	24	.707
1980-81	Pomona-Pitzer	10	15	.400	2002-03**^	San Antonio	60	22	.732
1981-82	Pomona-Pitzer	9	17	.346	2003-04	San Antonio	57	25	.695
1982-83	Pomona-Pitzer	12	13	.480	2004-05**	San Antonio	59	23	.720
1983-84	Pomona-Pitzer	9	17	.346	2005-06	San Antonio	63	19	.768
1984-85	Pomona-Pitzer	11	14	.440	2006-07**	San Antonio	58	24	.707
1985-86	Pomona-Pitzer	16	12	.571	2007-08	San Antonio	56	26	.683
1986-87	Pomona-Pitzer	7	19	.270	2008-09	San Antonio	54	28	.659
Totals		76	124	.400	2009-10	San Antonio	50	32	.610
					2010-11	San Antonio	61	21	.744
					2011-12^	San Antonio	50	16	.758
					2012-13	San Antonio	58	24	.707
					2013-14**^	San Antonio	62	20	.756
					2014-15	San Antonio	55	27	.671
					2015-16	San Antonio	67	15	.817
					2016-17	San Antonio	61	21	.744
					Totals	1,150	506	.694	
					** NBA Champions				^ NBA Coach of the Year

ALL-TIME LETTERMEN

A

Malik Abbott (2019) 16
David J. Abramowitz (1982) 1981, 82
Scott Adler (2015) 2014
Jason Anderson (2019) 16
Tim Anderson (2008) 2005, 06, 07, 08
Martin G. Andrade (1966) 1965, 66
Jon Atkins (2012) 2009

B

Jamil Bailey (2014) 2011
Colt Barnhill (2015) 2012
Anthony Barrett (1996) 1993, 94, 95, 96
Rodney L. Bates (1971) 1971
Eric Baugh (2001) 1999
Richard M. Bean (1970) 1968, 69, 70
Eli D. Bebout (1968) 1966
Robert D. Beckel (1959) 1957, 58, 59
Todd P. Beer (1986) 1983, 84, 85, 86
Kenyon Bell (1995) 1994, 95
Tom Bellairs (2003) 2000, 01, 02, 03
Aaron Benson (1991) 1988, 89, 90, 91
Robert Blake (1959) 1957, 58, 59
Thomas L. Blase (1973) 1971, 72, 73
Jason Boerboom (2006) 2003
Zach Bohannon (2013) 2010, 11
Jeff Bowling (1990) 1987, 89, 90
Bradley Boyer (1993) 1992, 93
Adam Brakeville (2013) 2010, 11, 12
Kyle Broekhuis (2017) 2015, 16, 17
Taylor Broekhuis (2013) 2010, 11, 12, 13
Derek Brooks (2011) 2008, 09, 10, 11
Charles R. Brown, Jr. (1971) 1970, 71
LeSean Brown (2020) 2017
Phillip Brown (2011) 2008, 09
J.J. Brull (2006) 2003
Caleb Buchanan (2005) 2002, 03, 04, 05
Fred W. Budinger (1967) 1965, 66, 67
George Bullock (1993) 1990
Anthony Burshnick (1960) 1959
Jacob Burtschi (2007) 2004, 05, 06, 07
Andrew E. Busch (1979) 1977, 78

C

Chris Carter (2015) 2012
Wilbert J. Cason (1975) 1973, 74, 75
Glen W. Chinn (1974) 1972
Shawn Christensen (2003) 2000
Dean Christian (1982) 1979, 80, 82
Kyle Clark (1993) 1992
Byron Clay (1986) 1985, 86
Tre' Coggins (2016) 2013, 14
James R. Cooper (1970) 1968, 69, 70
Mark Cozad (1993) 1991, 92, 93
Jarvis Croff (2001) 1999, 00, 01
Culp, Keegan (2020) 2017

D

Greg Dauer (1985) 1984
Brian Davidson (2015) 2012
Ronald Deep (1960) 1958, 59, 60
Jonathan DeWane (2020) 2017
Jason Deyoe (1994) 1991
James H. Diffendorfer (1963) 1961, 62, 63
Jared Dillinger (DNG) 2004, 05
Phil Dillingham (1998) 1997
Robert R. Djokovich (1978) 1975, 76, 77, 78
Emmett P. Dowling III (1967) 1965, 66, 67
Raymond Dudley (1990) 1987, 88, 89, 90
Joel Dunham (1993) 1992

Thomas J. Dupre (1981) 1981
Kenon Dutton (1995) 1994, 95

E

DeLovell Earls (2015) 2012, 13, 14, 15
Walter G. Edgerly (1967) 1965, 66, 67
Michael D. Edwards (1986) 1984, 85
Michael J. Edwards (1983) 1981, 82, 83
Hank Egan (Head Coach) 1971 - 84
James K. Eken (1975) 1973, 74, 75
Saj El-Amin (2010) 2007, 08, 09, 10
Matt Elleby (2000) 2000
Mark S. Englebretson (1973) 1972, 73
Howell M. Estes III (1965) 1965
Scott A. Etnyre (1966) 1964

F

Mike Fitzgerald (2013) 2010, 11, 12, 13
Todd Fletcher (2013) 2010, 11, 12, 13
Tom Fow (2011) 2008, 09, 10, 11
Michael Freeman (1998) 1995, 96, 97, 98
Dale French (1992) 1988, 89, 90, 92
John Frye (2007) 2004, 05, 06, 07
Clayton Fuller (2005) 2002

G

Miguel Garcia (2000) 1997, 98, 99, 00
Brad Garey (1996) 1994, 95, 96
Steven R. Gast (1973) 1971, 72, 73
Joel Gerlach (2004) 2001, 02, 03, 04
George German (1993) 1992
Sean Giles (1991) 1988, 89
Christopher J. Golob (1980) 1977, 78
Glenn Gonzales (1999) 1997, 98, 99
William S. Graf (1969) 1967
Hayden Graham (2017) 2014, 15, 16, 17
Jeffrey C. Graves (1975) 1973, 74, 75
Kyle Green (2013) 2010, 11, 12, 13
Randall E. Gricius (1979) 1976, 78, 79
Derek Groth (2007) 2004



Trevor Lyons

Dale J. Grupe (1984) 1983, 84
Steven J. Gulasey (1973) 1971, 72
Jim Gulsvig (1986) 1984, 85, 86

H

Steve Haase (1993) 1990, 91, 92, 93
Edward J. Hadzick (1980) 1977, 78
Darren Hall (1993) 1992, 93
Truman D. Hall (1972) 1972
Peter P. Halvonik, Jr. (1969) 1968, 69
Mike Hammond (1988) 1985, 86, 87, 88
Justin Hammonds (2015) 2012, 13, 14, 15
Timothy A. Harris (1981) 1978, 79, 80, 81
Robert Hawking (1992) 1989, 90, 91, 92
Roger C. Head (1964) 1962, 63, 64
Shawn Hempsey (2012) 2009, 10, 11, 12
Andrew Henke (2009) 2006, 07, 08, 09
Kurt L. Herbst (1981) 1978, 79
Jarrett Hess (2005) 2002
Ryan Hess (2010) 2007
Ellwood P. Hinman III (1964) 1962, 63
Steven R. Hirst (1981) 1980, 81
Charles R. Holland (1968) 1968
Matt Holland (2009) 2007, 08, 09
Jovan Hollins (1999) 1997, 98
Marc Holum (2006) 2002, 03, 05, 06
Adam Hood (2008) 2005, 06, 07, 08
Antoine Hood (2006) 2003, 04, 05, 06
Matt Horin (1997) 1995, 96, 97
John Horton (1995) 1992
Peter O. Hugdahl (1966) 1965, 66
Danny Hummer (2019) 2016, 17
William Humphrey (2000) 1997, 98, 99, 00
David W. Hunn (1968) 1968

I

George Irvin (1993) 1990, 91, 92, 93
Michael Isenhour (2001) 1998

J

Clark James (1994) 1991
Dezmond James (2018) 2015
Marcus Jenkins (2004) 2003, 04
Vernard Jenkins (2003) 2000, 01, 02, 03
Anwar Johnson (2009) 2006, 07, 08, 09
Christopher P. Jones (1977) 1974, 75
Otis Jones (1995) 1992, 93, 94, 95
Reginald L. Jones (1981) 1978, 79, 80, 81
Jonathan D. Jordan (1985) 1983, 84, 85
Nick Jorgensen (2017) 2014, 15
John A. Judd (1965) 1962, 63, 64

K

Chase Kammerer (2014) 2011, 12, 13, 14
David L. Kapaska (1972) 1971, 72
Chris Kay (1997) 1994, 95, 96, 97
Tim Keller (2005) 2002, 03, 04, 05
Michael S. Kelley (1970) 1968, 69
Leonard M. Kendall (1979) 1976
Eric Kenzik (2008) 2005, 06, 07, 08
Mark Kilgore (1997) 1996, 97
Chad Kimble (1989) 1986, 87, 88, 89
Steve Kincanon (2001) 1998
Scott Kindsvater (1989) 1988
Marcus King (2006) 2003
Kenny Kirkpatrick (2002) 2001, 02
Eric Kjome (1989) 1986, 87
Michael J. Klindt (1969) 1968, 69
William N. Knipp (1962) 1960, 61, 62
Zach Kocur (2017) 2014, 15, 16, 17
Nathan Koran (2000) 1999

ALL-TIME LETTERMEN

Daniel D. Kraft (1975) 1973, 74, 75
Joseph L. Kreimborg (1970) 1970
A.J. Kuhle (2004) 2001, 02, 03, 04

L

Keith N. Lacey (1964) 1963, 64
Joel LaFleur (1996) 1993
Deane Lake (2006) 2003
Eric Lang (2005) 2002
Stephen L. Lanning (1977) 1975
Donny Legans (2004) 2001, 02
Brendan Leonard (2018) 2015, 16, 17
Gregory L. Lewis (1982) 1979, 80, 81, 82
Timothy P. Lewis (1985) 1983, 84, 85
Mike Lockwood (1989) 1986, 87, 88, 89
James Locum (1994) 1991
Chris Loll (1995) 1993, 94, 95
Anthony Long (1960) 1958, 59, 60
Callum Long (2017) 2014
Pervis Louder (1029) 2016, 17
Christopher Lowry (1991) 1988, 89, 90, 91
Raymond V. Lundquist (1963) 1961
Lake Lutes (2018) 2015
Bonar Luzey (1997) 1996, 97
Michael Lyons (2013) 2010, 11, 12, 13
Trevor Lyons (2018) 2015, 16, 17

M

Anthony J. Mahoney (1982) 1979
Ryan Manning (2018) 2015, 16, 17
Selwyn Mansell (2002) 1999, 00, 01, 02
Keith Maren (2008) 2005, 06, 07, 08
Thomas O. Markham (1966) 1966
Rob Marr (1988) 1985, 86, 87, 88
Titus K. Matthews (1982) 1982
Peter M. McCaffrey (1982) 1979, 80, 82, 83
Daniel J. McCoy (1980) 1977
Matt McCraw (2007) 2004, 05, 06, 07
Maurice D. McDonald (1986) 1983, 84, 85, 86
Mike McLain (2010) 2008, 09, 10
Avery Merriex (2010) 2007, 08, 09, 10
Cameron Michael (2016) 2013
Ethan Michael (2015) 2013, 14
John Middlemore (1997) 1997
John Miller (1986) 1984, 85
Reggie Minton, Jr. (1996) 1993, 94, 95, 96
Orderia Mitchell (1973) 1972
Zach Moer (2016) 2013, 14, 15, 16
Troy Molendyke (1990) 1988
Bryce Morgan (1994) 1989, 90, 93, 94
Caleb Morris (2020) 2017
Hunter Myers (2009) 2006, 09

N

Charlie Nelson (1996) 1993, 94, 95, 96
Byron Nicholson (2001) 1999, 00, 01
Lawrence L. Nickelson (1977) 1974
Trevor Noonan (2012) 2009
Dane Norman (2019) 2016, 17
Richard B. Nickelson (1974) 1972, 73, 74
Terry D. Norris (1961) 1959, 60, 61
Dan Nwaelele (2007) 2004, 05, 06, 07

O

Marek Olesinski (2015) 2012, 13, 14, 15
Jerome C. Olin (1973) 1972
John F. Olive (1967) 1965, 66, 67
James E. Oswald (1980) 1979

P

Brandon Parker (1996) 1994, 95, 96
Darius Parker (2017) 2014
Grant Parker (2010) 2007, 08, 09, 10
Julius C. Parsons III (1969) 1967, 68, 69
Ted Parsons (1977) 1977
Michael D. Pavich (1964) 1963, 64
Gilbert T. Perry, Jr. (1974) 1972
Samuel Peshut (1966) 1964, 65, 66
David Peterson (2005) 2002, 03, 04, 05
Daniel W. Pflueger (1972) 1972
Tysen Pina (2004) 2001, 02, 04
Dylan Pope (2000) 1997, 98, 99
Gregg C. Popovich (1970) 1969, 70
Richard E. Porter (1964) 1963, 64
Fred T. Powers, Jr. (1980) 1978
Brandon Provost (2012) 2009
William E. Purcell (1971) 1970, 71

Q

David M. Quick (1991) 1988, 89, 90, 91
Michael J. Quinlan (1961) 1959, 61

R

Rande S. Read (1978) 1976, 77, 78
Jarmica Reese (1998) 1995, 96, 97, 98
Ed Reisdorf (1963) 1961, 62
Brent Roberts (1992) 1989, 90, 91, 92
Brian Ross (2001) 2001
Jaron Roux (2000) 2000
Thomas W. Rubin (1978) 1976, 77, 78

S

Stephen R. Saleck (1980) 1977, 78
Robert E. Sallis (1982) 1981, 82
David W. Sams (1974) 1973, 74
Patrick Sanders (1993) 1992, 93
Sammy Schafer (2012) 2009, 10
Robert S. Schaumberg (1962) 1960, 61, 62
Thomas R. Schneeberger (1978) 1975, 76, 77, 78
Greg R. Schneider (1976) 1973, 74, 75, 76
Rick J. Schoenlein (1976) 1974, 75, 76
David Schuck (2001) 1998, 99
Lavelle Scottie (2020) 2017
Michael L. Sevier (1976) 1973, 74, 75, 76
James A. Sills (1974) 1973
Richard L. Simmons (1983) 1980, 81, 82, 83
Omar Simpson (1992) 1990, 91, 92
C.J. Siples (2018) 2015, 16, 17
Bob Sledzik (1989) 1987
Mark Slimko (1989) 1986, 87, 88, 89
Charles Smith (1992) 1989, 90, 91, 92
Rodric Smith (1998) 1997, 98
Robert L. Sneath, Jr. (1982) 1981
Matt Sobolewski (1988) 1985, 86, 87, 88
Thomas H. Spear (1970) 1968, 69, 70
Jeffrey T. Steig (1976) 1974, 75, 76
Louis Stewart (1999) 1996, 97, 98, 99
Taylor Stewart (2012) 2009, 10, 11, 12
Daniel Stock (2005) 2002
John M. Stover (1961) 1960, 61
Scott Stucky (2012) 2009, 10, 11, 12
Edwin P. Sullivan (1966) 1964, 65, 66
Bryan Summers (2001) 1997, 98, 01
Chris Swan (2008) 2005
Ryan Swan-Ford (2020) 2017

T

Ryan Teets (2007) 2004, 05, 06, 07
Rodney Tention (1987) 1984
Doug Thayer (1988) 1987
Michael R. Thiessen (1969) 1968, 69
Jeffrey S. Thomas (1975) 1973, 74, 75
Laurence J. Thomson (1959) 1957, 58
Robert Todd (2004) 2001
Sid Tomes (2020) 2017
Frank Toohey (2018) 2015, 16, 17
Scott Turner (1986) 1984
Joe Tuss (2017) 2014, 15, 16

U

James P. Ulm (1961) 1958, 60, 61

V

Jacob Vann (2018) 2015, 16, 17
Henry Viccellio, Jr. (1962) 1960, 61, 62

W

Gary Wagner (1988) 1986, 87
Ben Walker (2009) 2006
Josh Wallace (2004) 2001
Scott Warren (1987) 1984, 85, 86
Erwin W. Washington (1983) 1980, 81, 82, 83
Evan Washington (2011) 2008, 09, 10
Ronald L. Weilert (1971) 1970, 71
Nick Welch (2007) 2003, 04, 05, 07
Kamryn Williams (2015) 2012, 13, 14, 15
Robert F. Williams (1959) 1957, 58, 59
Lawrence P. Wiseburn (1969) 1968
Donald L. Wolfswinkel (1960) 1958, 59, 60
William M. Woodall (1978) 1976
Isaac K. Woodfork (1978) 1976, 77, 78
Tyron Wright (2000) 1999, 00

Y

Jerald R. Yankee (1966) 1964
Lamoni Yazzie (2002) 2000, 01, 02
Lawrence Yazzie (2000) 1998, 99, 00
Max Yon (2015) 2012, 13, 14, 15

Z

Roger J. Zoeller (1963) 1961, 62, 63

Graduation Year in Parentheses



Frank Toohey

YEAR-BY-YEAR RESULTS



Bob Spear

1956-71

15 Seasons

177-175 Record

1956-57 (11-10)

HEAD COACH: Maj. Bob Spear

TEAM CAPTAIN: Bob Beckel

12-5.....	WESTMINSTER (Utah).....	W.....	72-64
12-8.....	Colorado College.....	L.....	72-91
12-12...	CHADRON (Neb.).....	W.....	80-54
12-15...	Colorado Mines (OT)*.....	W.....	86-83
12-19...	KEARNEY STATE (Neb.).....	L.....	66-69
1-5.....	Western State*.....	L.....	41-57
1-9.....	KANSAS WESLEYAN.....	W.....	82-43
1-12.....	Washington (Mo.).....	L.....	54-62
1-16.....	ST. MICHAEL'S (Vt.).....	L.....	69-85
1-19.....	Colorado State*.....	W.....	70-62
1-26.....	Northern Colorado*.....	L.....	66-88
1-30.....	ADAMS STATE.....	W.....	79-68
2-2.....	Nebraska-Omaha*.....	W.....	74-46
2-6.....	COLORADO COLLEGE.....	W.....	104-53
2-9.....	EASTERN NEW MEXICO.....	W.....	102-69
2-13.....	N. MEXICO HIGHLANDS.....	L.....	62-69
2-16.....	Northern Colorado (OT).....	L.....	83-95
2-22.....	Creighton.....	L.....	49-76
2-23.....	Kansas City Univ.....	W.....	63-54
3-2.....	Regis*.....	L.....	45-61
3-9.....	Royal Roads (Canada).....	W.....	82-36

* Denver Auditorium Arena

1957-58 (17-6)

HEAD COACH: Maj. Bob Spear

TEAM CAPTAIN: Bob Beckel

12-4.....	WESTMINSTER (Utah).....	W.....	68-42
12-7.....	New Mexico.....	W.....	68-50
12-10...	KANSAS CITY UNIV.....	W.....	76-66
12-13...	Colorado State.....	L.....	59-70
12-14...	Colorado State*.....	W.....	54-50
12-18...	DRAKE.....	L.....	69-74
12-20...	Colorado Mines.....	W.....	78-60
1-4.....	Colorado College.....	W.....	72-63
1-8.....	ADAMS STATE.....	W.....	64-62
1-11.....	Loyola (Ill.)*.....	L.....	50-71
1-16.....	EASTERN NEW MEXICO.....	W.....	55-54
1-18.....	Washington (Mo.)*.....	W.....	83-41
1-25.....	Wyoming.....	W.....	78-73
1-29.....	CREIGHTON.....	W.....	63-52
2-1.....	Northern Colorado.....	W.....	59-58
2-5.....	NORTHERN COLORADO.....	W.....	76-66
2-8.....	Notre Dame.....	L.....	70-98
2-12.....	COLORADO MINES.....	W.....	76-47
2-15.....	Nebraska-Omaha.....	W.....	56-45
2-19.....	N. MEXICO HIGHLANDS.....	W.....	76-51
2-22.....	Colorado.....	L.....	50-54
2-26.....	COLORADO COLLEGE.....	W.....	61-54
3-1.....	Regis.....	L.....	66-80

* Denver Auditorium Arena

1958-59 (14-9)

HEAD COACH: Maj. Bob Spear

TEAM CAPTAIN: Bob Beckel

12-3.....	WESTMINSTER (Utah).....	W.....	79-47
12-6.....	Drake.....	L.....	56-71
12-10...	COLORADO MINES.....	W.....	73-60
12-13...	Colorado.....	L.....	44-52
12-17...	Colorado State.....	L.....	57-67
12-27...	Oregon State\$.....	L.....	47-49
12-29..	Wyoming\$.....	L.....	50-55
1-3.....	Valparaiso*.....	W.....	63-49
1-9.....	(15) Marquette.....	L.....	46-67
1-10.....	Loyola (Ill.).....	W.....	68-64
1-14.....	WESTERN STATE.....	W.....	66-31
1-17.....	MONTANA STATE.....	L.....	61-63
1-24.....	WYOMING.....	W.....	68-63
1-28.....	Denver.....	L.....	65-84
1-31.....	Oklahoma.....	L.....	39-40
2-4.....	PANHANDLE STATE.....	W.....	79-56
2-7.....	SOUTH DAKOTA.....	W.....	75-57
2-11.....	N. MEXICO HIGHLANDS.....	W.....	87-68
2-14.....	Regis (3OT)*.....	W.....	79-76
2-18.....	CREIGHTON.....	W.....	77-72
2-21.....	Washington.....	W.....	60-42
2-23.....	Nebraska-Omaha.....	W.....	87-66
2-29.....	ARIZONA.....	W.....	115-62

* Denver Auditorium Arena

\$ West Coast Classic, Corvallis, Ore.

1959-60 (12-10)

HEAD COACH: Lt. Col. Bob Spear

TEAM CAPTAIN: Don Wolfswinkel

12-4.....	Creighton.....	L.....	49-56
12-5.....	Nebraska-Lincoln.....	L.....	54-68
12-9.....	DENVER.....	L.....	53-56
12-12...	NOTRE DAME.....	L.....	52-67
12-19..	OKLAHOMA STATE.....	L.....	36-62
1-7.....	NEBRASKA-OMAHA.....	W.....	90-41
1-9.....	LOYOLA (Ill.).....	W.....	63-50
1-13.....	Western State.....	W.....	66-59
1-16.....	Montana State.....	L.....	61-67
1-20.....	N. MEXICO HIGHLANDS.....	W.....	90-68
1-23.....	Wyoming.....	W.....	57-53
1-30.....	New Mexico*.....	W.....	70-66
1-31.....	UCLA.....	L.....	75-76
2-3.....	WYOMING (OT).....	W.....	59-54
2-6.....	MARQUETTE (OT).....	W.....	70-68
2-10.....	Colorado Mines.....	W.....	84-54

2-13.....	South Dakota.....	W.....	68-67
2-20.....	Arizona.....	L.....	66-73
2-22.....	Arizona State.....	L.....	71-78
2-27.....	EASTERN NEW MEXICO.....	W.....	71-47
3-2.....	REGIS.....	W.....	65-58
3-7.....	DePaul##.....	L.....	63-69

* Denver Auditorium Arena

NCAA Midwest Regional

1960-61 (12-12)

HEAD COACH: Lt. Col. Bob Spear

TEAM CAPTAIN: Terry Norris

12-1.....	NEW MEXICO.....	W.....	85-73
12-3.....	Wisconsin.....	L.....	67-80
12-9.....	Colorado State.....	L.....	46-83
12-10..	DENVER.....	W.....	81-68
12-17..	ARIZONA.....	W.....	75-67
12-29..	Texas Tech.....	L.....	69-81
12-30..	Texas A&M.....	L.....	51-62
1-2.....	Hardin-Simmons.....	L.....	64-75
1-7.....	WASHINGTON (Mo.).....	W.....	70-65
1-11.....	CENTENARY.....	W.....	61-59
1-14.....	MONTANA STATE.....	W.....	65-51
1-18.....	WYOMING (OT).....	L.....	60-61
1-21.....	Wyoming.....	W.....	70-59
1-27.....	(9) Southern California.....	L.....	51-74
1-28.....	at UCLA.....	L.....	78-89
2-4.....	Kansas.....	L.....	52-78
2-8.....	WESTERN STATE.....	W.....	90-71
2-11.....	Oklahoma State.....	W.....	52-46
2-15.....	COLORADO COLLEGE.....	W.....	77-72
2-18.....	MARQUETTE.....	L.....	63-72
2-23.....	Valparaiso.....	W.....	75-66
2-25.....	Loyola (Ill.).....	L.....	63-92
3-1.....	Regis.....	W.....	67-64
3-4.....	ARIZONA STATE.....	L.....	66-69



The 1959-60 team was the first at Air Force to advance to the NCAA Tournament. Air Force lost in the first round of the Midwest Regional to DePaul, 69-63, in Chicago, Ill.

YEAR-BY-YEAR RESULTS

1961-62 (16-7)

HEAD COACH: Bob Spear
TEAM CAPTAIN: Bill Knipp

12-2.....	Washington	L.....	50-60
12-6.....	HARDIN-SIMMONS (OT)...	W.....	81-76
12-9.....	NEBRASKA-LINCOLN	W.....	58-49
12-16.....	NORTH TEXAS STATE	W.....	74-66
12-19.....	Brigham Young	W.....	68-66
1-10.....	WESTERN STATE	W.....	75-53
1-13.....	Marquette	L.....	36-60
1-17.....	WYOMING.....	W.....	51-39
1-20.....	Wyoming (OT)	L.....	66-67
1-24.....	Denver*	W.....	58-56
1-27.....	COLORADO STATE.....	W.....	58-57
1-31.....	DEPAUW	W.....	72-56
2-3.....	KANSAS.....	W.....	76-72
2-7.....	New Mexico.....	W.....	62-56
2-10.....	REGIS.....	W.....	61-45
2-14.....	Colorado College	W.....	75-44
2-17.....	CREIGHTON.....	L.....	60-61
2-21.....	VALPARAISO	W.....	74-59
2-23.....	Arizona	W.....	70-63
2-24.....	Arizona State.....	L.....	69-93
2-27.....	SOUTH DAKOTA	W.....	84-57
3-3.....	Montana State.....	L.....	69-83
3-12.....	Texas Tech##	L.....	66-68

* Denver Auditorium Arena
NCAA Midwest Regional

1962-63 (10-12)

HEAD COACH: Bob Spear
TEAM CAPTAIN: Jim Diffendorfer

12-1.....	(10) WISCONSIN	L.....	64-72
12-5.....	SOUTH DAKOTA	W.....	79-31
12-8.....	Nebraska-Lincoln	L.....	39-43
12-11.....	HARDIN-SIMMONS.....	W.....	58-37
12-15.....	ARIZONA	W.....	57-46
12-31.....	Furman	L.....	53-62
1-2.....	Georgia Tech.....	L.....	48-61
1-5.....	WYOMING.....	W.....	78-65
1-7.....	Kansas State	L.....	42-58
1-12.....	North Texas State.....	L.....	36-37
1-18.....	MONTANA STATE	W.....	86-62
1-23.....	Denver	L.....	58-71
1-26.....	(8) Wichita State.....	L.....	45-77
2-2.....	Wyoming	L.....	68-70
2-8.....	COLORADO STATE.....	L.....	41-59
2-15.....	UTAH STATE	W.....	66-65
2-16.....	COLORADO COLLEGE.....	W.....	65-41
2-22.....	DENVER.....	W.....	64-61
2-23.....	Colorado State	L.....	51-85
2-27.....	Regis.....	W.....	59-58
3-2.....	Texas-El Paso	L.....	45-62
3-9.....	MARQUETTE.....	W.....	70-63

1963-64 (11-12)

HEAD COACH: Bob Spear
TEAM CAPTAIN: Rich Porter

11-30.....	Missouri.....	L.....	64-65
12-4.....	WESTERN STATE	W.....	82-68
12-7.....	COLORADO	L.....	61-70
12-11.....	SOUTH DAKOTA.....	W.....	85-53
12-14.....	Brigham Young	W.....	65-61
12-26.....	Florida State\$	W.....	78-53
12-27.....	Florida\$	L.....	68-74
1-2.....	Houston	L.....	63-64
1-6.....	NORTH DAKOTA	W.....	77-61
1-10.....	Utah State.....	L.....	73-83
1-11.....	Montana State.....	W.....	76-56
1-15.....	NEW MEXICO STATE.....	W.....	82-36



The 1961-62 advanced to the NCAA Tournament. The Falcons lost in the first round of the Midwest Regional to Texas Tech, 68-66, in Lubbock, Texas.

1-18.....	Colorado State	W.....	48-46
1-25.....	Drake.....	L.....	54-56
2-1.....	WYOMING.....	L.....	59-62
2-8.....	REGIS.....	L.....	69-70
2-12.....	ST. MICHAEL'S (N.M.)*	W.....	95-56
2-15.....	Marquette	W.....	78-62
2-21.....	DENVER	W.....	51-44
2-22.....	COLORADO STATE.....	L.....	66-69
2-29.....	Wyoming.....	L.....	75-99
3-4.....	Denver	L.....	59-71
3-6.....	OREGON	L.....	59-62

\$ Gator Bowl Classic, Jacksonville, Fla.

**Air Force's 100th Victory

1964-65 (9-14)

HEAD COACH: Bob Spear
TEAM CAPTAIN: Howell Estes

12-1.....	CARROLL.....	W.....	65-53
12-4.....	Colorado State (OT)\$	L.....	66-68
12-5.....	Colorado\$	L.....	59-67
12-9.....	MISSOURI.....	W.....	82-76
12-12.....	IOWA STATE.....	W.....	67-63
12-30.....	Arkansas State	L.....	67-73
1-2.....	Creighton	L.....	69-80
1-4.....	North Dakota	L.....	54-61
1-9.....	DENVER	L.....	60-62
1-16.....	Texas-El Paso	L.....	57-60
1-18.....	New Mexico State	W.....	77-59
1-23.....	OKLAHOMA CITY	W.....	86-74
1-29.....	BRIGHAM YOUNG.....	L.....	77-110
1-30.....	WYOMING.....	L.....	62-75
2-3.....	CALIFORNIA-WESTERN.....	W.....	55-53
2-6.....	MARQUETTE	W.....	75-73
2-13.....	Portland.....	L.....	57-73
2-17.....	Regis.....	W.....	79-56
2-20.....	VALPARAISO	L.....	47-52
2-26.....	Colorado State	L.....	62-72
2-27.....	Wyoming	L.....	71-74
3-3.....	Denver	L.....	60-64
3-6.....	COLORADO STATE.....	W.....	71-67

\$ Mile High Classic, Denver, Colo.

1965-66 (14-12)

HEAD COACH: Bob Spear
TEAM CAPTAIN: Sam Peshut

12-1.....	Iowa State.....	L.....	55-59
12-3.....	Wyoming\$	L.....	66-74
12-4.....	Denver\$	L.....	73-90
12-11.....	LOYOLA (La.)	W.....	68-55
12-17.....	Kentucky%	L.....	58-78
12-18.....	California%	L.....	70-75
12-23.....	Utah	L.....	57-108
12-27.....	Oregon State&	L.....	42-53
12-28.....	(7) Michigan&.....	L.....	74-83
12-29.....	Oregon&.....	W.....	69-57
1-3.....	California-Santa Barbara.....	W.....	77-72
1-8.....	Notre Dame.....	W.....	68-57
1-12.....	NORTHERN ARIZONA	W.....	89-78
1-15.....	Oklahoma City.....	L.....	71-76
1-19.....	WESTERN STATE	W.....	93-56
1-26.....	ABILENE CHRISTIAN	W.....	84-66
1-29.....	MONTANA STATE	W.....	101-84
2-2.....	REGIS.....	W.....	84-68
2-5.....	NEW MEXICO STATE.....	W.....	109-60
2-12.....	Marquette (OT).....	W.....	83-79
2-16.....	VALPARAISO	W.....	98-69
2-19.....	WYOMING.....	L.....	74-88
2-25.....	CREIGHTON.....	W.....	87-77
2-26.....	NORTHERN MICHIGAN	W.....	97-94
3-2.....	Denver	L.....	81-86
3-5.....	COLORADO STATE.....	L.....	72-79

\$ Mile High Classic, Denver, Colo.

% Kentucky Invitational, Lexington, Ky.

& Far West Classic, Portland, Ore.

YEAR-BY-YEAR RESULTS

1966-67 (6-18)

HEAD COACH: Bob Spear

TEAM CAPTAIN: Fred Budinger

12-2 XAVIER (Ohio) L 65-69
12-3 EASTERN MONTANA W 86-59
12-7 Regis W 97-83
12-10 Colorado L 62-72
12-17 DEPAUW W 64-54
12-29	.. South Carolina\$ L 51-69
12-30	... Pittsburgh\$ L 52-53
1-9 Notre Dame L 56-68
1-7 Valparaiso L 66-68
1-16 Creighton L 77-85
1-18 REGIS W 99-53
1-21 DENVER L 80-100
1-27 Colorado State L 62-81
1-28 Wyoming W 70-66
2-3 California L 55-59
2-4 Stanford L 65-80
2-10 WYOMING W 61-60
2-11 NEW MEXICO (OT) L 64-73
2-15 Denver L 73-75
2-18 Utah L 56-68
2-24 TULANE L 65-72
2-25 MARQUETTE L 65-72
3-3 COLORADO STATE L 60-62
3-4 HOUSTON L 80-90

\$ Triangle Classic, Raleigh, N.C.

1967-68 (10-14)

HEAD COACH: Bob Spear

TEAM CAPTAIN: Charlie Holland

12-2 Colorado L 70-79
12-5 REGIS W 93-63
12-8 Duquesne\$ L 52-64
12-9 Massachusetts\$ W 71-62
12-11	.. Marquette L 61-87
1-3 (10) New Mexico L 60-88
1-6 Notre Dame L 45-58
1-10 DOANE W 109-69
1-13 Navy W 98-88
1-19 Arizona L 68-75
1-20 Arizona State L 69-80
1-24 WASHBURN (Kan.) W 75-60
1-27 WYOMING (OT) L 91-95
2-2 CALIFORNIA W 81-79
2-3 STANFORD W 55-53
2-9 Loyola (La.) L 69-86
2-10 Tulane L 81-109
2-14 DENVER W 94-89
2-17 (1) Houston L 82-106
2-20 Regis W 89-73
2-23 DENVER W 94-89
2-24 COLORADO STATE L 64-75
3-1 Colorado State L 62-83
3-2 Wyoming L 83-114

\$ Steel Bowl Tournament, Pittsburgh, Pa.

1968-69 (11-13)

HEAD COACH: Bob Spear

TEAM CAPTAINS: Mike Klindt,

Mike Thiessen

11-30	... COLORADO* L 78-83
12-2 VALPARAISO W 91-74
12-7 ABILENE CHRISTIAN W 89-67
12-9 ARKANSAS STATE W 76-58
12-14 STANFORD W 65-64
12-26	.. Virginia\$ L 85-90
12-27	.. Cornell\$ W 85-70
12-28	.. William & Mary\$ L 71-74
1-8 Denver W 78-71
1-11 NAVY W 73-47
1-13 (17) Notre Dame L 53-88
1-16 Colorado State L 65-83
1-18 DENVER W 83-80
1-20 Regis W 79-58
1-25 Xavier (Ohio) L 69-93
2-1 WYOMING L 68-74
2-8 Tulane L 79-90
2-10 Georgia Tech L 67-88
2-15 OKLAHOMA CITY L 65-71
2-17 Wyoming L 60-78
2-22 Northern Michigan W 71-69
3-1 (16) NEW MEXICO ST. L 63-74
3-3 (18) MARQUETTE L 57-69
3-8 REGIS W 88-77

* First game at Cadet Field House

\$ East Carolina Classic, Greenville, N.C.

1969-70 (12-12)

HEAD COACH: Bob Spear

TEAM CAPTAIN: Gregg Popovich

12-1 (10) Colorado L 58-81
12-6 ARIZONA STATE W 85-68
12-8 VALPARAISO W 81-65
12-13	.. WYOMING L 67-70
1-3 COLORADO STATE L 62-71
1-7 CONCORDIA (Minn.) W 74-59
1-10 XAVIER (Ohio) W 81-80
1-14 DOANE W 93-67
1-17 SOUTHERN COLORADO W 87-80
1-19 WESTERN STATE W 92-64
1-23 California W 56-55
1-24 Stanford L 69-90
1-28 Denver L 46-68
1-31 GEORGIA TECH L 48-51
2-3 Regis (OT) W 88-83
2-7 NEW MEXICO L 61-64
2-9 (9) Marquette L 74-79
2-14 (6) New Mexico State L 81-99
2-18 ADAMS STATE W 80-76
2-21 DENVER (OT) L 84-85
2-23 Utah State L 78-80
2-25 REGIS W 105-78
2-28 TULANE W 101-85
3-2 Wyoming L 73-77


1970-71 (12-14)

HEAD COACH: Bob Spear

TEAM CAPTAINS: Bill Purcell, Ron Weilert

12-2	... Colorado L 66-84
12-5 COLORADO STATE L 63-79
12-7 VALPARAISO W 91-80
12-9 DEPAUW W 89-65
12-12 RICE L 67-74
12-29	.. Rochester\$ L 71-81
12-30	.. California\$ L 67-94
1-2 Xavier (Ohio) L 65-80
1-10 (9) NOTRE DAME L 71-75
1-11 New Mexico L 66-73
1-16 DENVER L 59-65
1-20 KEARNEY STATE (Neb.) W 83-73
1-23 TRINITY (Texas) W 70-63
1-27 WASHINGTON (Mo.) W 96-57
1-30 UTAH STATE W 76-72
2-1 Abilene Christian L 76-86
2-6 Georgia Tech L 53-83
2-8 PORTLAND W 81-62
2-10 Denver L 52-58
2-13 SOUTHERN COLORADO W 77-63
2-17 Regis W 68-54
2-20 (2) MARQUETTE L 62-77
2-22 WESTERN STATE W 75-73
2-24 REGIS W 74-70
2-27 Oklahoma City L 71-74
3-3 Wyoming W 81-71

\$ Kodak Tournament, Rochester, N.Y.



Hank Egan
1971-84
13 Seasons
148-185 Record

1971-72 (12-13)

HEAD COACH: Maj. Hank Egan

TEAM CAPTAIN: Dave Kapaska

12-1 REGIS W 104-84
12-4 COLORADO W 78-77
12-6 SAN JOSE STATE L 67-74
12-8 CONCORDIA (Minn.) W 87-73
12-11	.. Colorado State L 75-109
12-28	.. The Citadel\$ L 60-61
12-29	.. Xavier (Ohio)\$ W 62-58
1-5 CENTRAL MICHIGAN W 70-61
1-8 Valparaiso L 60-68
1-12 SOUTHERN COLORADO W 84-76
1-15 Navy L 53-55
1-19 ABILENE CHRISTIAN L 70-76
1-22 Montana L 63-70
1-26 ROCKHURST (Mo.) L 73-75
1-29 Stanford L 66-92
2-2 Denver L 52-54
2-5 GEORGIA TECH W 75-53
2-8 Southern Colorado W 54-52
2-12 (2) Marquette L 56-79
2-15 Regis L 64-84
2-19 PORTLAND W 66-53
2-21 Western State W 87-59
2-26 DENVER W 59-54
3-1 WYOMING L 61-68
3-4 Tulane W 64-56

\$ Palmetto Classic, Charleston, S.C.

YEAR-BY-YEAR RESULTS

1972-73 (14-10)

HEAD COACH: Maj. Hank Egan

TEAM CAPTAIN: Tom Blase

12-2 Colorado L 52-60
12-5 TULANE W 81-59
12-8 West Virginia\$ L 46-53
12-9 Nebraska-Lincoln\$ L 53-57
12-12	.. COLORADO STATE W 78-57
12-29	.. Seton Hall% W 64-58
12-30	.. Boston% W 65-53
1-4 ABILENE CHRISTIAN W 49-44
1-6 TEXAS TECH (OT) W 69-66
1-11 MONTANA W 69-54
1-13 NAVY W 66-55
1-19 Butler L 56-61
1-20 DePauw W 79-71
1-24 SOUTHERN COLORADO W 74-58
1-26 OKLAHOMA CITY (2OT) L 84-85
1-31 Denver L 56-63
2-3 CORPUS CHRISTI W 72-53
2-6 Southern Colorado L 43-48
2-10 CREIGHTON L 56-59
2-14 Regis L 66-74
2-17 UTAH STATE L 58-84
2-24 XAVIER (Ohio) W 56-46
2-28 Wyoming** W 57-45
3-3 DENVER W 64-57

\$ Mountaineer Classic, Morgantown, W.V.

% Evansville Holiday Classic, Evansville, Ind.

** Air Force's 200th victory

1973-74 (11-13)

HEAD COACH: Maj. Hank Egan

TEAM CAPTAIN: Rich Nickelson

12-1 COLORADO L 61-65
12-3 SOUTHERN COLORADO L 60-67
12-7 Creighton\$ L 42-55
12-8 San Diego State\$ L 68-87
12-11	.. Colorado State L 46-62
1-3 Pan American L 79-86
1-5 Texas Tech L 60-82
1-9 DEPAUW W 79-56
1-12 Navy W 54-47
1-15 WYOMING W 64-56
1-18 OREGON W 76-66
1-21 STANFORD W 75-58
1-26 Abilene Christian L 67-68
1-30 REDLANDS W 71-58
2-2 Xavier (Ohio) L 55-58
2-5 NORTHERN COLORADO W 79-73
2-9 WISC.-MILWAUKEE L 58-59
2-13 Denver L 58-61
2-16 Utah State L 64-78
2-22 MERCHANT MARINE W 84-53
2-23 VALPARAISO W 62-52
2-25 WESTERN STATE W 104-61
2-27 Oklahoma City L 66-73
3-2 DENVER W 72-70

\$ Great Plains Classic, Omaha, Neb.

1974-75 (13-12)

HEAD COACH: Maj. Hank Egan

TEAM CAPTAINS: Dan Kraft, Jeff Graves

12-2 DOANE W 61-56
12-4 DEPAUW W 71-55
12-7 Rice W 58-42
12-10	.. WEBER STATE W 56-49
12-12	.. Colorado L 65-70
12-14	.. WOOSTER (Ohio) W 78-48
12-29	.. Wisconsin-Milwaukee W 65-61
1-4 Wyoming L 59-70
1-11 NAVY L 48-51
1-14 Southern Colorado W 51-43
1-18 UTAH STATE L 67-81
1-20 XAVIER (Ohio) W 54-51
1-24 (15) Stanford L 48-69
1-27 Oregon L 47-77
1-29 FT. LEWIS L 62-73
2-1 DENVER L 59-68
2-4 Northern Colorado W 64-56
2-8 Valparaiso L 59-78
2-10 (14) Notre Dame L 66-99
2-13 PAN AMERICAN W 90-66
2-18 COLORADO STATE (OT) L 71-72
2-22 (14) Creighton L 53-76
2-25 WESTERN STATE W 93-49
2-28 CALIFORNIA-IRVINE W 70-58
3-3 Denver W 77-57

1975-76 (16-9)

HEAD COACH: Maj. Hank Egan

TEAM CAPTAIN: Greg Schneider

11-29	... Merchant Marine W 68-56
12-4 REGIS W 78-70
12-6 COLORADO L 49-52
12-8 ARKANSAS W 59-58
12-11	.. GONZAGA W 51-35
12-13	.. Colorado State W 71-70
1-5 WYOMING W 53-52
1-10 Navy L 58-69
1-13 PORTLAND STATE L 64-67
1-16 Montana L 56-77
1-17 Montana State L 51-57
1-23 TULANE L 64-77
1-27 Denver W 63-60
1-29 SOUTHERN COLORADO W 59-46
1-31 Xavier (Ohio) W 66-65
2-3 NORTHERN COLORADO W 66-46
2-6 WISC.-MILWAUKEE W 76-44
2-9 VALPARAISO W 66-45
2-14 Utah State L 63-71
2-16 Weber State L 67-82
2-19 SAMFORD (Ala.) W 89-68
2-23 Western State W 91-47
2-27 California-Santa Barbara L 62-64
2-28 California-Irvine W 77-76
3-2 DENVER W 87-80

1976-77 (12-15)

HEAD COACH: Maj. Hank Egan

TEAM CAPTAINS: Bob Djokovich,

Tom Schneeberger

11-29	... Arkansas L 54-72
11-30	.. MONTANA STATE W 64-57
12-3 MONTANA (Forfeit) W 59-65
12-4 Colorado L 56-75
12-6 SOUTHERN COLORADO L 45-46
12-9 TEXAS TECH L 56-62
12-11	.. COLORADO STATE L 63-66
12-14	.. REGIS W 79-64
12-29	.. Evansville** L 63-81
12-30	.. Loyola (Ill)** L 58-71
1-8 NAVY (3OT) W 81-79
1-11 (11) MARQUETTE L 56-74
1-15 DENVER W 75-61
1-21 Portland State L 68-72
1-22 Gonzaga L 55-68
1-27 STANFORD W 69-62
1-29 Army L 49-68
2-1 XAVIER (Ohio) (2OT) W 83-76
2-3 CAL-SANTA BARBARA W 70-62
2-5 OKLAHOMA CITY W 80-77
2-8 NORTHERN COLORADO W 84-78
2-11 MERCHANT MARINE W 74-57
2-12 UTAH STATE L 69-74
2-15 Wyoming L 61-70
2-19 Creighton L 63-64
2-29 Tulane L 66-76
3-1 Denver W 77-72

% Evansville Holiday Classic, Evansville, Ind.

1977-78 (15-10)

HEAD COACH: Maj. Hank Egan

TEAM CAPTAINS: Bob Djokovich,

Tom Schneeberger

11-25	... Pan American L 71-85
11-28	.. Northern Illinois W 73-57
11-30	.. COLORADO W 75-56
12-3 Texas Tech L 63-70
12-7 REGIS W 65-48
12-10 Colorado State L 55-72
12-15	.. ST. CLOUD STATE W 92-53
12-30	.. Minnesota\$ L 50-66
12-31	... Tulane\$ W 87-60
1-3 LEWIS (Ill.) W 83-49
1-11 SAN DIEGO W 77-62
1-14 Maryland L 73-74
1-17 WYOMING W 68-65
1-19 CLEVELAND STATE W 65-58
1-24 Denver W 63-57
1-28 Utah State L 70-80
2-2 PAN AMERICAN W 89-73
2-4 Oklahoma City L 68-75
2-11 (3)Marquette L 59-76
2-13 Valparaiso W 67-60
2-18 CREIGHTON L 64-73
2-22 (7) DEPAUL L 41-54
2-25 DENVER W 73-67
2-28 SOUTHERN COLORADO W 72-64
3-1 Northern Colorado W 77-63

\$ Pillsbury Holiday Classic, Bloomington, Minn.

YEAR-BY-YEAR RESULTS

1978-79 (12-13)

HEAD COACH: Maj. Hank Egan
TEAM CAPTAIN: Randy Gricius

11-25 ... Colorado	L	50-54
11-27 .. Colorado State	W	63-62
11-29 .. WASHBURN (Kan.)	L	59-67
12-2 ... (19) MARYLAND	L	68-81
12-4 ... NORTHEAST LOUISIANA	W	64-60
12-12 ... REGIS	W	30-19
12-29 .. (12) Texas A&M\$	L	66-73
12-30 .. Cornell\$	W	58-56
1-3 Wyoming	L	54-66
1-6 DePaul	L	66-86
1-9 VALPARAISO	W	76-55
1-11 ... SOUTHERN COLORADO	W	71-62
1-13 ... OKLAHOMA CITY	W	66-65
1-15 ... Montana	L	53-67
1-18 ... PORTLAND	L	82-90
1-25 ... Denver	L	63-71
1-27 ... DOANE (Neb.)	W	84-62
1-29 ... CHAPMAN (Calif.)	W	74-61
2-3 Pan American	L	60-80
2-6 NORTHERN COLORADO	W	81-69
2-10 ... Stetson	L	62-67
2-17 ... PAN AMERICAN	W	63-50
2-24 ... DENVER	W	83-75
3-1 (10) MARQUETTE	L	43-61
3-3 Xavier (Ohio)	L	62-67

\$ Vermont Classic, Burlington, Vt.

1979-80 (8-17)

HEAD COACH: Maj. Hank Egan
TEAM CAPTAINS: Tim Harris, Reggie Jones

12-1 ... STANFORD	W	61-59
12-2 ... MONTANA	W	44-43
12-5 ... COLORADO	L	65-70
12-8 ... WYOMING	L	68-73
12-10 ... TEXAS TECH	L	54-58
12-13 .. DRAKE	L	73-78
12-28 .. Iona\$	L	51-64
12-29 .. American University\$	L	57-84
1-5 Ala.-Birmingham	L	51-65
1-9 PAN AMERICAN	L	57-60
1-15 ... LOYOLA (Ill.)	L	63-66
1-18 ... Portland State	W	72-68
1-19 ... Portland	L	74-85
1-22 ... DOANE	W	64-57
1-24 ... STETSON	W	58-57
1-26 ... SAN DIEGO	L	68-75
2-2 Pan American	L	62-83
2-5 ... COLORADO MINES	W	72-65
2-9 Oklahoma City	L	59-67
2-12 ... U.S. INTERNATIONAL	L	54-57
2-16 ... COLORADO STATE	W	67-59
2-23 ... XAVIER (Ohio)	L	75-80
2-27 ... SOUTHERN COLORADO	W	76-66
2-29 ... Marquette	L	50-70
3-1 Valparaiso	L	60-67

\$ Manufacturers Hanover Classic, New Rochelle, N.Y.

1980-81 (9-18 / 3-13 WAC)

HEAD COACH: Hank Egan
TEAM CAPTAINS: Tim Harris, Reggie Jones

11-28... Fresno State	L	40-55
11-29 .. Stanford	L	52-58
12-2 ... DOANE	W	71-49
12-6 ... Texas Tech	L	49-50
12-9 ... SOUTHERN COLORADO	W	67-59
12-11 .. SAN DIEGO	W	45-44
12-29 .. Auburn\$	W	48-46
12-30 .. Toledo\$	L	55-70
1-2 (19) BRIGHAM YOUNG*	L	65-77
1-3 (20) UTAH*	L	60-74
1-10 ... NEVADA-LAS VEGAS	W	51-50
1-15 ... San Diego State*	L	43-58
1-17 ... Hawaii*	L	50-56
1-22 ... NEW MEXICO*	L	37-38
1-24 ... TEXAS-EL PASO*	W	52-42
1-30 ... Colorado State*	L	50-53
1-31 ... Wyoming*	L	45-69
2-6 (7)Utah*	L	46-48
2-7 (16) Brigham Young*	L	51-62
2-14 ... Nevada-Las Vegas	L	59-67
2-17 ... PORTLAND STATE	W	76-49
2-20 ... HAWAII*	W	63-61
2-21 ... SAN DIEGO ST. (2OT)*	L	61-63
2-27 ... Texas-El Paso*	L	44-52
2-28 ... New Mexico*	L	69-79
3-6 (19) WYOMING*	L	38-46
3-7 COLORADO STATE*	W	70-43

* Western Athletic Conference Game

\$ Blade Grass Classic, Toledo, Ohio

1981-82 (8-19 / 3-13 WAC)

HEAD COACH: Hank Egan
TEAM CAPTAIN: Greg Lewis

11-27... Loyola (Ill.)	L	65-76
12-1 ... MESA	W	60-43
12-3 ... DOANE	W	66-38
12-5 ... FRESNO STATE	L	37-45
12-8 ... ADAMS STATE**	W	68-39
12-12 .. Drake	L	46-65
12-28 .. Nebraska\$	L	47-63
12-29 .. Cornell\$	W	39-36
1-2 Xavier (Ohio) (OT)	L	65-69
1-5 VALPARAISO (OT)	W	57-49
1-8 New Mexico*	L	61-68
1-9 Texas-El Paso*	L	35-66
1-13 ... WYOMING*	L	40-54
1-16 ... COLORADO STATE (OT)*	L	49-57
1-19 ... HAWAII*	L	48-59
1-21 ... Brigham Young*	L	40-54
1-23 ... Utah*	L	60-72
1-25 ... SAN DIEGO STATE*	L	57-58
1-29 ... Nevada-Las Vegas	L	47-71
2-4 San Diego State*	L	55-67
2-6 Hawaii*	L	55-65
2-12 ... UTAH*	W	43-42
2-13 ... BRIGHAM YOUNG*	L	41-49
2-19 ... Colorado State*	W	60-57
2-20 ... Wyoming*	L	29-59
2-26 ... TEXAS-EL PASO*	L	45-55
2-27 ... NEW MEXICO*	W	64-59

*Western Athletic Conference Game

\$ Holiday Classic, Cedar Falls, Iowa

** Air Force's 300th victory

1982-83 (11-16 / 2-14 WAC)

HEAD COACH: Hank Egan
TEAM CAPTAIN: Rick Simmons

11-26... U.S. International (OT)	W	72-71
11-27 .. San Diego	W	49-47
12-2..... DOANE	W	74-63
12-4 ... Pan American	W	79-60
12-8 ... ADAMS STATE	W	79-60
12-11 .. U.S. INTERNATIONAL	W	76-72
12-28 .. Connecticut\$	L	50-66
12-29 .. Lafayette\$	L	61-63
1-4 WIS.-STEVENS POINT	W	60-55
1-8 Colorado State (OT)*	L	52-56
1-13 ... TEXAS-EL PASO*	L	49-60
1-17 ... New Mexico*	L	76-89
1-20 ... PAN AMERICAN	W	51-46
1-22 ... UTAH*	W	66-60
1-28 ... Utah*	L	51-67
1-30 (7) Brigham Young*	L	75-95
2-4 NEW MEXICO*	W	65-58
2-5 COLO. STATE (3OT)*	W	71-67
2-13 ... REGIS	W	83-73
2-18 ... (19) WYOMING*	L	63-79
2-20 ... TEXAS-EL PASO*	L	66-72
2-25 ... (11) BRIGHAM YOUNG*	L	62-76
2-26 ... Colorado State*	L	50-73
3-3 Hawaii*	L	54-75
3-5 San Diego State*	L	67-79
3-9 Hawaii#	L	76-84

* Western Athletic Conference Game

\$ Cal-Irvine Tourney, Irvine, Calif.

% Milwaukee Classic, Milwaukee, Wis.

WAC Tournament, Provo, Utah

1983-84 (8-19 / 3-13 WAC)

HEAD COACH: Hank Egan
TEAM CAPTAIN: Dale Grupe

11-25... Marquette\$	L	60-80
11-26 .. Wagner\$	W	70-58
11-29 .. DOANE	W	68-66
12-3 ... MONTANA	L	55-70
12-6 ... U.S. INTERNATIONAL	W	77-64
12-9 ... MESA	W	68-50
12-27 .. Vanderbilt%	L	52-69
12-28 .. Texas A&M%	L	42-44
1-3 Hawaii*	L	54-55
1-7 (10) Texas-El Paso*	L	50-72
1-12 ... COLORADO STATE*	L	46-54
1-16 ... Wyoming*	L	42-63
1-19 ... NEW MEXICO*	L	47-57
1-23 ... (5) TEXAS-EL PASO*	L	52-65
1-28 ... Brigham Young*	L	49-69
1-30 ... Utah*	L	69-76
2-2 SAN DIEGO STATE*	W	55-43
2-4 HAWAII*	W	57-54
2-7 REGIS	L	53-54
2-11 ... Colorado State*	L	41-60
2-13 ... WYOMING*	L	49-59
2-15 ... ADAMS STATE	W	70-41
2-20 ... New Mexico*	L	48-49
2-25 ... UTAH*	W	76-69
2-27 ... BRIGHAM YOUNG*	L	67-71
3-3 San Diego State*	L	58-74
3-5 Colorado State#	L	56-61

* Western Athletic Conference Game

\$ IPTAY Tournament, Clemson, S.C.

% Music City Tournament, Nashville, Tenn.

WAC Tournament First Round, Fort Collins, Colo.

YEAR-BY-YEAR RESULTS



Reggie Minton

1984-00

16 Seasons

150-296 Record

1984-85 (8-20 / 2-14 WAC)

HEAD COACH: Reggie Minton

TEAM CAPTAINS: Jon Jordan, Tim Lewis

11-24	.. GONZAGA L	59-64
11-30	.. Idaho W	78-67
12-1 Montana L	55-80
12-4 MESA (OT) L	76-78
12-7 DOANE W	64-48
12-8 U.S. INTERNATIONAL W	85-56
12-11	.. ADAMS STATE W	74-48
12-28	.. St. Bonaventure\$ L	52-67
12-29	.. Brown\$ L	59-69
1-4 Colorado State* L	58-67
1-5 SAN DIEGO STATE* L	73-88
1-10 Texas-El Paso* L	56-67
1-12 New Mexico* L	50-91
1-16 WYOMING (OT)* L	75-77
1-17 BRIGHAM YOUNG* L	72-79
1-26 Hawaii (OT)* L	69-72
1-28 San Diego State* L	64-74
2-1 NEW MEXICO* L	52-58
2-2 TEXAS-EL PASO* L	53-64
2-8 REGIS W	71-52
2-14 Utah* L	65-69
2-16 Brigham Young* L	61-71
2-21 Wyoming* W	52-49
2-23 HAWAII* W	58-54
2-26 COLORADO STATE* L	63-65
2-28 UTAH* L	59-60
3-4 Brigham Young# W	82-79
3-6 Utah## L	64-66

* Western Athletic Conference Game

\$ Merrill Lynch Classic, Dayton, Ohio

WAC Tournament First Round, Provo, Utah

WAC Tournament Quarterfinals, Salt Lake City, Utah

1985-86 (10-19 / 3-13 WAC)

HEAD COACH: Reggie Minton

TEAM CAPTAINS: Todd Beer, Jim Gulsvig, Mike Edwards

11-23	.. NORTHERN ARIZONA L	61-68
11-26	.. DOANE W	77-58
11-30	.. IDAHO L	65-68
12-2 ADAMS STATE W	76-55
12-6 MESA W	73-68
12-7 U.S. International W	85-83
12-10	.. REGIS W	69-44
12-21	.. Navy\$ L	53-70
12-22	.. Army\$ W	56-50
12-28	.. Eastern Washington L	59-60
12-30	.. Gonzaga L	49-79
1-2 San Diego State* L	50-69
1-4 Hawaii* W	66-60
1-9 COLORADO STATE* L	51-57
1-10 (15) TEXAS-EL PASO* L	54-68
1-16 Wyoming* L	53-58
1-18 BRIGHAM YOUNG* L	57-65
1-22 Utah* L	60-82
1-23 Brigham Young* L	45-66
1-31 SAN DIEGO STATE* L	63-69

2-1 HAWAII* W	62-66
2-6 New Mexico* L	70-72
2-8 (17) Texas-El Paso* L	47-71
2-14 Colorado State* L	58-66
2-15 WYOMING* L	42-62
2-20 UTAH* L	63-64
2-22 NEW MEXICO* W	66-64
3-3 HAWAII# W	64-58
3-9 Wyoming## L	65-67

* Western Athletic Conference Game

\$ Sundry Ball Tournament, Tokyo, Japan

WAC Tournament First Round, USAFA, Colo.

WAC Tournament Quarterfinals, Laramie, Wyo.

1986-87 (12-15 / 5-11 WAC)

HEAD COACH: Reggie Minton

TEAM CAPTAINS: Game Captains

11-28	.. ADAMS STATE W	89-61
11-29	.. REGIS W	62-47
12-2 MESA W	77-67
12-4 DOANE W	65-58
12-6 N. Arizona L	77-86
12-8 U.S. INTERNATIONAL W	99-89
12-12	.. E. WASHINGTON W	64-42
12-29	.. Toledo\$ L	60-77
12-30	.. Ga. Southern\$ W	87-82
1-3 WINTHROP L	66-75
1-8 SAN DIEGO STATE* W	86-75
1-10 HAWAII* W	80-56
1-14 COLORADO STATE* L	68-71
1-17 NEW MEXICO* L	65-80
1-22 Brigham Young* L	69-87
1-23 Utah* L	55-61
1-29 WYOMING* L	68-74
1-30 BRIGHAM YOUNG* W	93-91
2-5 Hawaii* W	71-55
2-7 San Diego State* W	81-77
2-12 Wyoming* L	46-72
2-13 Colorado State* L	58-70
2-19 UTAH* L	64-80
2-21 TEXAS-EL PASO* L	73-84
2-26 Texas-El Paso* L	50-67
2-28 New Mexico* L	73-80
3-5 Brigham Young (OT)# L	79-82

* Western Athletic Conference Game

\$ Blade Grass Classic, Toledo, Ohio

WAC Tournament, Albuquerque, N.M.

1987-88 (11-17 / 4-12 WAC)

HEAD COACH: Reggie Minton

TEAM CAPTAINS: Rob Marr, Matt Sobolewski, Mike Hammond

11-27	.. Manhattan\$ L	71-76
11-28	.. Army\$ L	70-79
12-1 MESA W	73-63
12-3 ADAMS STATE W	97-90
12-5 Idaho State L	58-70
12-22	.. Portland W	76-75
12-28	.. Marquette% L	52-80
12-29	.. Niagara% W	57-54
1-2 DOANE W	85-62
1-5 U.S. INTERNATIONAL W	89-68
1-8 New Mexico* L	67-80
1-9 Texas-El Paso* L	45-71
1-13 (12) Wyoming* L	61-81
1-16 UTAH* L	50-70
1-21 SAN DIEGO STATE* W	60-57
1-23 HAWAII* W	86-79
1-28 Utah* L	51-67
1-30 (7) Brigham Young* L	75-95

2-4 NEW MEXICO* W	65-58
2-5 COLO. STATE (3OT)* W	71-67
2-13 REGIS W	83-73
2-18 (19) WYOMING* L	63-79
2-20 TEXAS-EL PASO* L	66-72
2-25 (11) BRIGHAM YOUNG* L	62-76
2-26 Colorado State* L	50-73
3-3 Hawaii* L	54-75
3-5 San Diego State* L	67-79
3-9 Hawaii# L	76-84

* Western Athletic Conference Game

\$ Cal-Irvine Tourney, Irvine, Calif.

% Milwaukee Classic, Milwaukee, Wis.

WAC Tournament, Provo, Utah

1988-89 (14-14 / 6-10 WAC)

HEAD COACH: Reggie Minton

TEAM CAPTAINS: Mike Lockwood, Mark Slimko, Chad Kimble

11-26	.. U.S. International L	78-82
11-29	.. ADAMS STATE W	72-54
12-1 MESA W	94-69
12-3 Xavier (Ohio) L	64-73
12-5 Valparaiso W	59-56
12-8 IDAHO STATE W	71-57
12-17	.. DOANE W	97-83
12-20	.. REGIS W	107-49
12-22	.. PORTLAND W	91-66
12-28	.. Davidson\$ W	48-45
12-29	.. Connecticut\$ L	55-68
1-5 Hawaii*(OT) L	81-83
1-7 San Diego State* L	61-64
1-14 TEXAS-EL PASO* L	71-81
1-16 COLORADO STATE* L	59-69
1-19 BRIGHAM YOUNG* L	88-89
1-21 Wyoming* W	58-55
1-24 Brigham Young* W	79-78
1-26 Utah* W	67-57
1-31 HAWAII* W	86-79
2-4 SAN DIEGO STATE* W	87-69
2-9 Texas-El Paso* L	62-67
2-11 New Mexico* L	67-79
2-16 WYOMING* W	54-53
2-20 Colorado State* L	53-58
2-23 UTAH* L	71-72
2-25 NEW MEXICO* L	73-80
3-9 New Mexico# L	60-74

* Western Athletic Conference

\$ Connecticut Mutual Classic, Hartford, Conn.

WAC Tournament, Salt Lake City, Utah

YEAR-BY-YEAR RESULTS

1989-90 (12-20 / 3-13 WAC)

HEAD COACH: Reggie Minton

TEAM CAPTAINS: Raymond Dudley, Jeff Bowling

11-15... California\$.....L.....49-70
11-25 .. VALPARAISO.....W.....79-65
12-1..... Pepperdine%.....L.....75-82
12-2 Harvard%.....W.....73-71
12-5 DOANE.....W.....99-60
12-9 MESA.....L.....85-100
12-12 .. REGIS.....W.....88-64
12-22 .. ADAMS STATE.....W.....82-58
12-29 .. Southern Illinois&.....L.....74-89
12-30 .. St. Bonaventure&.....L.....63-79
1-2..... Portland.....L.....65-68
1-6..... MISSOURI-KANSAS CITY...W.....71-65
1-11 HAWAII*.....L.....58-88
1-13 SAN DIEGO STATE*.....L.....68-72
1-18 BRIGHAM YOUNG*.....L.....56-64
1-22 Colorado State*.....L.....47-60
1-25 Texas-El Paso*.....L.....49-67
1-27 New Mexico*.....L.....44-61
2-1..... COLORADO STATE*.....L.....74-84
2-3..... U.S. INTERNATIONAL.....W.....108-91
2-5..... Wyoming*.....L.....60-80
2-8..... TEXAS-EL PASO*.....L.....66-77
2-12 WYOMING*.....W.....69-63
2-15 San Diego State*.....W.....65-59
2-17 Hawaii*.....L.....66-67
2-22 Utah*.....L.....55-56
2-24 Brigham Young*.....L.....42-67
2-28 NEW MEXICO*.....L.....54-62
3-3..... UTAH*.....W.....72-61
3-7..... San Diego State (OT)#.....W.....70-64
3-8..... Colorado State#.....W.....58-51
3-9..... Texas-El Paso#.....L.....54-57

* Western Athletic Conference Game

\$ Dodge NIT, Berkeley, Calif.

% Ameritas Classic, Lincoln, Neb.

& Coke-a-Cola Classic, Chattanooga, Tenn.

WAC Tournament, El Paso, Texas

1990-91 (9-20 / 3-13 WAC)

HEAD COACH: Reggie Minton

TEAM CAPTAINS: Chris Lowry, Aaron Benson, David Quick

11-24... ADAMS STATE.....W.....61-60
11-26 .. REGIS.....W.....71-66
11-29... SAMFORD.....W.....85-68
12-1..... Kent State.....L.....55-71
12-3..... Valparaiso.....L.....61-72
12-6..... MESA STATE.....W.....72-56
12-10... Missouri-K.C.....L.....53-74
12-21... Utah State\$.....L.....63-64
12-22... Vermont\$.....L.....40-50
12-31... PORTLAND.....W.....70-66
1-3..... (25) Texas-El Paso*.....L.....47-73
1-10..... SAN DIEGO STATE*.....L.....48-52
1-12..... HAWAII*.....L.....54-58
1-14..... DOANE.....W.....73-65
1-19..... (23) UTAH*.....L.....47-57
1-24..... Brigham Young*.....L.....55-72
12-26... (20) Utah*.....L.....56-62
12-31... New Mexico*.....L.....55-92
2-2..... Colorado State*.....W.....54-49
2-5..... WYOMING*.....L.....52-59
2-7..... TEXAS-EL PASO*.....L.....42-57
2-9..... NICHOLLS STATE.....W.....103-94
2-13..... Hawaii*.....L.....58-61
2-16..... San Diego State*.....L.....59-76
2-21..... Wyoming*.....L.....69-91

2-23..... BRIGHAM YOUNG*.....L.....61-70
2-28..... NEW MEXICO*.....L.....56-66
3-2..... COLORADO STATE*.....W.....56-46
3-6..... San Diego State#.....L.....51-58

* Western Athletic Conference Game

\$ MetLife Classic, San Francisco, Calif.

WAC Tournament, Laramie, Wyo.

1991-92 (9-20 / 3-13 WAC)

HEAD COACH: Reggie Minton

TEAM CAPTAINS: Dale French, Charles Smith, Brent Roberts, Butch Hawking

11-23... VALPARAISO.....L.....68-73
11-27... REGIS.....W.....74-67
11-30... Samford.....L.....44-51
12-2... Nicholls State (OT).....L.....74-75
12-4..... ADAMS STATE.....W.....57-51
12-6..... MESA STATE.....W.....74-72
12-21... KENT STATE.....W.....72-64
12-27... Boise State\$.....L.....68-77
12-28... Hofstra\$.....L.....70-75
12-30... DOANE.....W.....92-89
1-4..... Portland.....L.....59-84
1-9..... COLORADO STATE*.....L.....64-66
1-11..... New Mexico*.....L.....63-78
1-16..... Utah*.....L.....51-68
1-18..... Brigham Young*.....L.....45-66
1-23... UTAH*.....L.....51-68
1-25..... YOUNGSTOWN STATE.....W.....83-57
1-30... HAWAII* (OT).....L.....72-74
2-1..... SAN DIEGO ST.* (ESPN).....W.....65-47
2-4..... Wyoming*.....L.....47-69
2-8..... (25) Texas-El Paso*.....L.....44-73
2-13... BRIGHAM YOUNG*.....L.....60-68
2-15... (21) TEXAS-EL PASO*.....W.....75-72
2-20... San Diego State*.....W.....60-58
2-22... Hawaii*.....L.....67-76
2-29... NEW MEXICO*.....L.....55-70
3-3..... WYOMING*.....L.....60-86
3-5..... Colorado State*.....L.....54-72
3-11... Brigham Young#.....L.....51-72

* Western Athletic Conference Game

\$ Albertson's Classic, Boise, Idaho

WAC Tournament, Fort Collins, Colo.

1992-93 (9-19 / 3-15 WAC)

HEAD COACH: Reggie Minton

TEAM CAPTAINS: Steve Haase, George Irvin

12-1..... Valparaiso.....L.....58-66
12-3..... Youngstown State (OT).....L.....78-82
12-5..... REGIS.....W.....75-64
12-7..... DOANE.....W.....90-53
12-9..... MESA STATE.....W.....88-76
12-19... PORTLAND.....W.....96-65
12-21... ADAMS STATE.....W.....87-68
12-28... (24) Vanderbilt\$.....L.....50-95
12-29... Rider (OT)\$.....W.....75-66
1-2..... COLORADO STATE*.....W.....69-58
1-4..... WYOMING*.....L.....53-59
1-7..... Texas-El Paso*.....L.....69-82
1-9..... New Mexico*.....L.....43-63
1-14... (25) UTAH*.....L.....47-61
1-16... BRIGHAM YOUNG*.....L.....68-103
1-23... Fresno State* (ESPN).....W.....71-51
1-28... San Diego State*.....L.....51-59
1-30... Hawaii*.....L.....59-74
2-4..... SAN DIEGO STATE*.....L.....62-72
2-6..... HAWAII*.....L.....69-78
2-13... FRESNO STATE*.....W.....61-58
2-18... (12) Utah*.....L.....61-87
2-20... Brigham Young*.....L.....80-98

2-25..... TEXAS-EL PASO*.....L.....46-68
2-27... NEW MEXICO*.....L.....60-80
3-4..... Colorado State*.....L.....55-72
3-6..... Wyoming*.....L.....58-64
3-10... Hawaii#.....L.....54-62

* Western Athletic Conference Game

\$ Music City Invitational, Nashville, Tenn.

WAC

1993-94 (8-18 / 3-15 WAC)

HEAD COACH: Reggie Minton

TEAM CAPTAINS: Chris Loll, Bryce Morgan, Otis Jones

11-27... Navy.....L.....63-77
12-1..... MESA STATE.....W.....74-54
12-4..... DOANE.....W.....82-63
12-6..... NAVY.....W.....82-70
12-11... ADAMS STATE.....W.....90-69
12-13... REGIS.....W.....89-61
12-30... VALPARAISO.....L.....79-84
1-3..... Wyoming*.....L.....56-63
1-5..... Colorado State*.....L.....58-85
1-8..... NEW MEXICO*.....L.....54-80
1-10... TEXAS-EL PASO*.....L.....75-77
1-13... Utah*.....L.....57-66
1-15... Brigham Young*.....L.....73-87
1-22... FRESNO STATE*.....L.....64-76
1-27... HAWAII*.....L.....58-60
1-29... SAN DIEGO STATE*.....L.....60-68
2-3..... Hawaii*.....L.....56-72
2-5..... San Diego State*.....L.....69-82
2-12... Fresno State*.....L.....66-72
2-17... BRIGHAM YOUNG*.....L.....82-94
2-19... UTAH* (OT).....W.....91-89
2-24... New Mexico*.....L.....71-90
2-26... Texas-El Paso*.....W.....70-68
3-3..... WYOMING*.....L.....66-78
3-5..... COLORADO STATE*.....W.....70-66
3-9..... Texas-El Paso#.....L.....58-72

* Western Athletic Conference Game

WAC Tournament, Salt Lake City, Utah



Reggie Minton

YEAR-BY-YEAR RESULTS

1994-95 (8-20 / 4-14 WAC)

HEAD COACH: Reggie Minton

TEAM CAPTAINS: Chris Loll, Otis Jones

11-26... NAVY.....	W.....	85-76
12-1..... REGIS.....	W.....	79-70
12-3..... DOANE.....	W.....	89-58
12-5..... ADAMS STATE.....	W.....	91-73
12-7..... MESA STATE.....	L.....	54-58
12-10... Navy.....	L.....	50-60
12-21... Northern Illinois.....	L.....	49-70
12-29... Citadel\$.....	L.....	61-65
12-30... Gonzaga\$.....	L.....	62-95
1-2..... Texas-El Paso*.....	L.....	64-80
1-4..... New Mexico*.....	L.....	72-86
1-7..... BRIGHAM YOUNG*.....	L.....	68-89
1-9..... UTAH*.....	L.....	66-78
1-14... Fresno State*.....	W.....	72-62
1-19... San Diego State*.....	L.....	49-69
1-21... Hawaii*.....	L.....	58-80
1-26... COLORADO STATE*.....	L.....	70-77
1-28... WYOMING*.....	L.....	65-70
2-2..... Colorado State*.....	L.....	65-79
2-4..... Wyoming*.....	L.....	55-70
2-9..... SAN DIEGO STATE*.....	W.....	81-53
2-11... HAWAII*.....	W.....	85-70
2-18... FRESNO STATE*.....	L.....	63-65
2-23... Utah*.....	L.....	63-86
2-25... Brigham Young*.....	L.....	72-79
3-2..... TEXAS-EL PASO*.....	L.....	60-69
3-4..... NEW MEXICO*.....	W.....	59-58
3-8..... Colorado State#.....	L.....	75-84

* Western Athletic Conference Game

\$ Cessna Classic, Wichita, Kan.

WAC Tournament, Albuquerque, N.M.

1995-96 (5-23 / 1-17 WAC)

HEAD COACH: Reggie Minton

TEAM CAPTAIN: Reggie Minton, Jr., Charlie Nelson

11-25... Navy (OT).....	L.....	87-89
11-28... ADAMS STATE.....	W.....	84-81
12-2..... DOANE.....	W.....	71-58
12-5..... REGIS.....	L.....	65-76
12-9..... NAVY (2OT).....	W.....	75-69
12-12... UCCS.....	W.....	84-52
12-22... NORTHERN ILLINOIS.....	L.....	63-70
12-29... Austin Peay\$.....	L.....	72-91
12-30... William and Mary\$.....	L.....	60-64
1-2..... TEXAS-EL PASO*.....	L.....	48-53
1-4..... (25) NEW MEXICO*.....	L.....	49-61
1-8..... Brigham Young*.....	L.....	64-68
1-10... (13) Utah*.....	L.....	45-69
1-15... FRESNO STATE*.....	L.....	67-73
1-18... HAWAII*.....	W.....	92-83
1-20... SAN DIEGO STATE*.....	L.....	69-77
1-25... Wyoming*.....	L.....	67-84
1-27... Colorado State*.....	L.....	71-94
2-1..... WYOMING*.....	L.....	65-72
2-3..... COLO. STATE (2OT)*.....	L.....	89-91
2-8..... Hawaii*.....	L.....	62-81
2-10... San Diego State*.....	L.....	72-81
2-17... Fresno State*.....	L.....	50-82
2-22... BRIGHAM YOUNG*.....	L.....	66-80
2-24... (8) UTAH*.....	L.....	50-74
2-29... New Mexico*.....	L.....	55-67
3-2..... Texas-El Paso*.....	L.....	59-69
3-6..... San Diego State#.....	L.....	69-80

* Western Athletic Conference Game

\$ Toledo MVP Classic, Toledo, Ohio

WAC Tournament, Albuquerque, N.M.

1996-97 (7-19 / 2-14 WAC)

HEAD COACH: Reggie Minton

TEAM CAPTAIN: Mike Freeman, Matt Horin, Chris Kay

11-23... REGIS.....	L.....	48-69
11-28... BUCKNELL.....	L.....	58-62
11-30... NAVY.....	L.....	59-78
12-3..... DOANE.....	W.....	82-69
12-7..... Cal Poly SLO.....	L.....	62-74
12-10... ADAMS STATE.....	W.....	83-64
12-21... UCCS.....	W.....	80-66
12-28... Tennessee Tech\$.....	W.....	88-68
12-29... Montana State\$.....	L.....	67-70
1-4..... Southern Methodist*.....	L.....	65-74
1-9..... HAWAII*.....	W.....	73-68
1-11... SAN DIEGO STATE* (OT).....	L.....	69-77
1-16... San Jose State*.....	L.....	45-62
1-18... Fresno State*.....	L.....	69-78
1-22... SOUTHERN METHODIST*.....	L.....	59-63
1-25... UNLV*.....	L.....	59-72
1-30... WYOMING*.....	L.....	64-75
2-1..... COLORADO STATE*.....	L.....	61-71
2-6..... San Diego State*.....	L.....	67-83
2-8..... Hawaii*.....	L.....	63-87
2-13... SAN JOSE STATE*.....	L.....	77-88
2-15... FRESNO STATE*.....	W.....	85-64
2-20... at UNLV*.....	L.....	72-87
2-22... WOFFORD.....	W.....	93-70
2-27... Colorado State*.....	L.....	62-68
3-1..... Wyoming*.....	L.....	56-68

* Western Athletic Conference Game

\$ Holiday Stores Classic, Bozeman, Mont.

1997-98 (10-16 / 2-14)

HEAD COACH: Reggie Minton

TEAM CAPTAINS: Mike Freeman, Jarmica Reese

11-22... DOANE.....	W.....	124-57
11-25... REGIS.....	W.....	72-65
11-30... Navy.....	W.....	64-63
12-2..... Bucknell.....	L.....	61-68
12-6..... CAL POLY SLO.....	W.....	100-90
12-22... Texas Arlington.....	L.....	66-73
12-28... DENVER.....	W.....	95-66
12-30... UCCS.....	W.....	90-74
1-3..... (12) New Mexico*.....	L.....	59-92
1-5..... SAN DIEGO STATE*.....	L.....	81-84
1-7..... Wofford.....	W.....	59-51
1-10... at UNLV*.....	L.....	77-88
1-15... at UTEP*.....	L.....	58-59
1-22... (4) UTAH*.....	L.....	46-57
1-24... BRIGHAM YOUNG*.....	W.....	80-61
1-29... Wyoming*.....	L.....	44-76
1-31... Colorado State*.....	L.....	59-79
2-5..... UNLV*.....	L.....	57-59
2-7..... San Diego State*.....	L.....	55-66
2-12... TEXAS-EL PASO*.....	W.....	72-55
2-14... (11) NEW MEXICO*.....	L.....	72-96
2-19... Brigham Young*.....	L.....	60-79
2-21... (5) Utah*.....	L.....	41-55
2-24... Denver.....	W.....	74-63
2-26... COLORADO STATE*.....	L.....	54-64
2-28... WYOMING*.....	L.....	53-66

* Western Athletic Conference Game

1998-99 (10-16 / 2-12 WAC)

HEAD COACH: Reggie Minton

TEAM CAPTAIN: Glenn Gonzales, Louis Stewart, Dylan Pope

11-13... DOANE.....	W.....	101-82
11-16... WOFFORD.....	W.....	94-75
11-18... REGIS.....	W.....	85-68
11-21... UCCS.....	W.....	74-64
11-28... NAVY.....	W.....	97-88
12-5..... Portland State.....	L.....	79-88
12-19... TEXAS-ARLINGTON.....	L.....	78-87
12-29... Drexel\$.....	W.....	56-50
12-30... Wisconsin-Green Bay\$.....	L.....	49-72
1-2..... DARTMOUTH.....	W.....	87-74
1-6..... DENVER.....	L.....	85-103
1-9..... at UNLV*.....	L.....	58-91
1-14... TULSA*.....	W.....	65-57
1-16... RICE*.....	L.....	69-71
1-21... (21) at TCU*.....	L.....	87-114
1-23... at SMU*.....	L.....	71-73
1-28... COLORADO STATE*.....	L.....	76-93
1-30... WYOMING*.....	L.....	61-82
2-6..... UNLV*.....	L.....	64-65
2-11... Rice*.....	L.....	64-88
2-13... Tulsa*.....	L.....	75-78
2-16... Denver.....	W.....	111-88
2-18... SMU*.....	L.....	81-86
2-20... TCU*.....	W.....	81-78
2-25... Wyoming*.....	L.....	67-93
2-27... Colorado State*.....	L.....	66-77

* Western Athletic Conference Game

\$ UWGB Tournament, Green Bay, Wis.

1999-2000 (8-20 / 4-10 MWC)

HEAD COACH: Reggie Minton

TEAM CAPTAINS: Billy Humphrey, Tyron Wright, Miguel Garcia


11-13... St. Louis\$.....	L.....	70-78
11-14... Northern Iowa\$.....	L.....	60-70
11-20... DOANE.....	W.....	86-67
11-27... Navy.....	L.....	78-93
12-2..... REGIS.....	W.....	74-51
12-8..... LONG BEACH STATE.....	L.....	76-77
12-11... PORTLAND STATE.....	L.....	71-72
12-14... SOUTH CAROLINA ST.....	W.....	90-72
12-28... Central Connecticut State.....	L.....	63-83
12-30... Dartmouth.....	W.....	70-62
1-5..... Wofford.....	L.....	50-51
1-10... DENVER.....	L.....	72-84
1-15... UNLV*.....	L.....	73-98
1-20... San Diego State* (3OT).....	W.....	81-77
1-22... New Mexico*.....	L.....	72-89
1-27... BRIGHAM YOUNG*.....	W.....	60-55
1-29... (19) UTAH*.....	L.....	63-64
2-3..... Colorado State*.....	L.....	52-71
2-5..... WYOMING* (OT).....	W.....	82-79
2-10... Denver.....	L.....	60-73
2-12... NEW MEXICO*.....	L.....	67-81
2-19... COLORADO STATE*.....	L.....	64-66
2-21... Wyoming*.....	L.....	51-61
2-24... SAN DIEGO STATE*.....	W.....	63-55
2-26... at UNLV*.....	L.....	61-84
3-2..... Brigham Young*.....	L.....	52-73
3-4..... Utah*.....	L.....	63-86
3-9..... Utah#.....	L.....	65-74

* Mountain West Conference Game

\$ Earth Grains Classic, St. Louis, Mo.

MWC Tournament, Las Vegas, Nev.

YEAR-BY-YEAR RESULTS



Joe Scott
2000-04
4 Seasons
51-63 Record

2000-01 (8-21 / 3-11 MWC)

HEAD COACH: Joe Scott

TEAM CAPTAIN: Jarvis Croff

11-16..... Houston\$.....	W	59-53
11-17... (18) Wake Forest\$.....	L	44-84
11-21... Long Beach State.....	L	77-84
11-24... DENVER.....	L	56-65
11-28... NORTHERN ARIZONA.....	L	58-63
12-2..... NAVY.....	L	62-64
12-5..... LEHIGH.....	L	56-58
12-9..... South Carolina State.....	L	53-65
12-12... CENTRAL CONN. ST. (OT).....	W	63-56
12-22... Denver.....	W	51-49
12-29... Cornell%.....	W	63-51
12-30... Utah State%.....	L	50-59
1-6..... LIBERTY.....	W	82-57
1-8..... at UNLV*.....	L	54-65
1-13... New Mexico*.....	L	52-59
1-20... San Diego State*.....	L	43-67
1-24... TEXAS PAN-AMERICAN.....	L	60-66
1-27... WYOMING*.....	L	56-71
1-29... COLORADO STATE*.....	W	46-45
2-1..... Brigham Young*.....	L	45-62
2-3..... Utah*.....	L	58-63
2-10... NEW MEXICO*.....	W	53-49
2-17... UNLV*.....	L	78-86
2-19... SAN DIEGO STATE*.....	L	48-62
2-24... Wyoming*.....	L	70-82
2-26... Colorado State*.....	L	55-63
3-1..... UTAH*.....	W	71-60
3-3..... BRIGHAM YOUNG*.....	L	50-51
3-8..... Brigham Young#.....	L	54-69

* Mountain West Conference Game
 \$ BCA Classic, Winston-Salem, N.C.
 % Gossner Foods Classic, Logan, Utah
 # MWC Tournament, Las Vegas, Nev.

2001-02 (9-19 / 3-11 MWC)

HEAD COACH: Joe Scott

TEAM CAPTAIN: Lamoni Yazzie

11-13... Yale\$.....	W	68-62
11-14... (8) Missouri\$.....	L	58-86
11-18... DENVER.....	W	52-44
11-24... Navy.....	L	53-71
11-30... Montana State%.....	W	70-65
12-1..... (24) Fresno State%.....	L	52-68
12-5..... ARKANSAS STATE (OT).....	W	67-63
12-8..... OAKLAND UNIV.....	L	53-57
12-12... Denver.....	L	53-63
12-22... Liberty.....	W	66-54
12-29... TENNESSEE TECH.....	L	44-64
1-2..... Northern Arizona.....	W	57-56
1-7..... UNLV*.....	L	54-66
1-10... Texas-Pan American (OT).....	L	52-58
1-14... New Mexico* (ESPN).....	L	47-50
1-19... UTAH* (OT).....	L	57-63
1-21... BRIGHAM YOUNG*.....	W	74-64
1-26... Colorado State*.....	L	57-60
1-28... Wyoming* (4OT).....	L	76-83
2-4..... SAN DIEGO STATE*.....	W	67-54
2-9..... NEW MEXICO*.....	W	47-44
2-16... Utah*.....	L	51-59

2-18..... Brigham Young*.....	L	51-67
2-23... WYOMING*.....	L	48-51
2-25... COLORADO STATE*.....	L	51-59
2-28... at UNLV*.....	L	66-73
3-2..... San Diego State*.....	L	47-49
3-7..... Wyoming# (OT).....	L	67-69

* Mountain West Conference Game
 \$ Guardians Classic, Columbia, Mo.
 % McCaffrey Classic, Fresno, Calif.
 # MWC Tournament, Las Vegas, Nev.

2002-03 (12-16 / 3-11 MWC)

HEAD COACH: Joe Scott

CAPTAINS: Tom Bellairs, Vernard Jenkins

11-23... Louisville.....	L	47-65
11-26... STETSON.....	W	72-43
11-29... Arkansas State.....	W	57-52
12-1..... Tennessee Tech.....	L	47-60
12-5..... TEXAS-PAN AMERICAN.....	W	65-44
12-8..... Georgia Southern.....	W	70-56
12-11... BELMONT UNIV.....	W	85-76
12-22... Oakland Univ.....	L	44-61
12-27... UAB\$.....	L	59-69
12-28... at UTEP\$.....	W	63-45
1-1..... GEORGIA SOUTHERN.....	W	78-40
1-4..... NAVY.....	W	56-43
1-6..... SAVANNAH STATE**.....	W	56-33
1-11... SAN DIEGO STATE*.....	L	48-63
1-18... Colorado State*.....	L	49-51
1-20... Wyoming*.....	L	44-46
1-25... UNLV*.....	W	75-71
2-1..... Utah.....	L	35-45
2-3..... Brigham Young*.....	L	33-65
2-8..... New Mexico*.....	L	59-73
2-15... COLORADO STATE*.....	W	80-75
2-17... WYOMING* (ESPN).....	L	57-64
2-22... San Diego State*.....	L	53-67
2-24... at UNLV*.....	L	70-74
3-1..... BRIGHAM YOUNG*.....	L	43-56
3-3..... UTAH*.....	L	52-57
3-8..... NEW MEXICO*.....	W	68-60
3-13... Utah#.....	L	38-42

* Mountain West Conference Game
 \$ Sierra Providence SunClassic, El Paso, Texas
 # MWC Tournament, Las Vegas, Nev.
 ** Air Force's 500th victory

2003-04 (22-7 / 12-2 MWC)

HEAD COACH: Joe Scott

TEAM CAPTAINS: A.J. Kuhle, Joel Gerlach

11-22... ARKANSAS-PINE BLUFF.....	W	63-40
11-28... Navy.....	W	86-46
11-30... Belmont.....	L	38-46
12-7..... Auburn.....	L	49-68
12-9..... Texas A&M-Corpus Christi.....	W	56-53
12-22... CHARLESTON SOUTHERN.....	W	67-46
12-27... Prairie View A&M\$.....	W	59-46
12-28... California\$.....	W	49-44
1-2..... WISC.-MILWAUKEE.....	W	71-49
1-6..... SAVANNAH STATE.....	W	72-35
1-9..... IPFW.....	W	64-44
1-12... Colorado State*.....	W	65-57
1-17... New Mexico*.....	W	68-42
1-21... TX A&M-CORPUS CHRISTI.....	W	61-37
1-24... BRIGHAM YOUNG*.....	W	74-52
1-26... UTAH*.....	W	62-49
1-31... San Diego State*.....	W	57-43
2-2..... at UNLV*.....	L	50-63
2-7..... WYOMING*.....	W	83-71
2-9..... COLORADO STATE*.....	W	52-44
2-14... NEW MEXICO*.....	W	51-50
2-16... Texas-Pan American.....	L	35-37
2-21... Utah*.....	W	59-57
2-23... Brigham Young*.....	L	61-67
2-28... UNLV*.....	W	72-70
3-1..... SAN DIEGO STATE*.....	W	61-49
3-6..... Wyoming*.....	W	52-47
3-11... Colorado State#.....	L	48-60
3-18... (18) North Carolina##.....	L	52-63

* Mountain West Conference Game; \$ Golden Bear Classic, Berkeley, Calif.; # MWC Tournament, Denver, Colo.; ## NCAA Tournament, Denver, CO



The 2003-04 team after clinching the MWC title with a 61-49 victory over San Diego State on March 1, 2004 at Clune Arena. Fans stormed the court after the win.

YEAR-BY-YEAR RESULTS



Chris Mooney

2004-05

1 Season

18-12 Record

2004-05 (18-12 / 9-5 MWC)

HEAD COACH: Chris Mooney

CAPTAINS: Tim Keller, Caleb Buchanan

11-14... Jacksonville State&.....	W.....	79-42
11-15... Mississippi&.....	W.....	60-36
11-16... Marquette&.....	L.....	65-69
11-21... ALCORN STATE.....	W.....	67-41
11-26... at IPFW.....	W.....	58-40
11-28... Wisconsin-Milwaukee.....	L.....	45-50
12-2..... NORTHERN COLORADO.....	W.....	63-54
12-6..... COLORADO COLLEGE.....	W.....	59-30
12-11... (3) vs. Georgia Tech.....	L.....	42-64
12-13... Lamar (OT).....	L.....	59-66
12-28... (16) Iowa.....	L.....	63-73
12-31... RUTGERS.....	W.....	70-53
1-3..... NAVY.....	W.....	69-46
1-5..... TEXAS-PAN AMERICAN.....	W.....	84-51
1-8..... COLORADO STATE*.....	W.....	58-53
1-11..... St. Mary's College.....	L.....	58-59
1-15..... NEW MEXICO*.....	W.....	64-62
1-22..... Brigham Young*.....	W.....	52-49
1-24..... Utah*.....	L.....	51-63
1-29..... SAN DIEGO STATE*.....	W.....	62-50
1-31..... UNLV*.....	W.....	64-48
2-5..... Wyoming* (OT).....	L.....	63-67
2-7..... Colorado State*.....	W.....	59-47
2-14..... New Mexico*.....	L.....	52-63
2-19..... (14) UTAH*.....	L.....	56-65
2-21..... BRIGHAM YOUNG*.....	W.....	70-39
2-26..... at UNLV*.....	L.....	57-63
2-28..... San Diego State*.....	W.....	77-57
3-5..... WYOMING*.....	W.....	61-56
3-10..... San Diego State#.....	L.....	68-73

* Mountain West Conference Game

& BCA Classic, Milwaukee, Wis.

MWC Tournament, Denver, Colo.

12-31... IPFW.....	W.....	77-42
1-5..... BRIGHAM YOUNG *.....	W.....	75-59
1-7..... SAN DIEGO STATE*.....	W.....	65-62
1-11..... Wyoming*.....	L.....	50-55
1-14..... TCU*.....	W.....	75-49
1-19..... UTAH*.....	W.....	66-44
1-21..... New Mexico*.....	L.....	59-62
1-25..... at UNLV*.....	W.....	52-50
2-1..... COLORADO STATE*.....	W.....	71-56
2-4..... Brigham Young*.....	L.....	59-65
2-8..... San Diego State*.....	L.....	51-61
2-11..... WYOMING*.....	W.....	62-61
2-15..... at TCU*.....	W.....	63-45
2-18..... Utah*.....	W.....	52-51
2-22..... NEW MEXICO*.....	W.....	51-46
2-25..... UNLV*.....	W.....	68-55
3-4..... Colorado State*.....	W.....	63-59
3-9..... Wyoming#.....	L.....	55-57
3-16..... (13) Illinois##.....	L.....	69-78

* Mountain West Conference Game

& BCA Classic, Seattle, Wash.

\$ Colorado Springs World Arena

MWC Tournament, Denver, Colo.

NCAA Tournament, San Diego, Calif.

11-29... Wake Forest \$.....	W.....	94-58
12-2... IPFW.....	W.....	78-66
12-6..... TEXAS-PAN AMERICAN.....	W.....	70-58
12-9..... COLORADO COLLEGE.....	W.....	82-31
12-13... NORFOLK STATE.....	W.....	70-47
12-28... vs. George Washington &.....	W.....	66-52
12-29... Santa Clara &.....	W.....	78-48
1-3..... Colorado State*.....	W.....	81-75
1-6..... UNLV*.....	W.....	56-50
1-9..... NEW MEXICO*.....	W.....	65-57
1-13..... Wyoming*.....	W.....	58-56
1-16..... Utah*.....	L.....	79-85
1-20..... SAN DIEGO STATE*.....	W.....	56-51
1-23... TCU*.....	W.....	72-39
1-27... at BYU*.....	L.....	52-61
2-3..... WYOMING*.....	W.....	88-43
2-6..... San Diego State*.....	L.....	41-62
2-10..... New Mexico*.....	W.....	60-51
2-14..... UTAH*.....	W.....	69-43
2-17..... COLORADO STATE*.....	W.....	67-58
2-20... at UNLV*.....	L.....	50-60
2-24... at TCU*.....	L.....	66-71
2-27... BYU*.....	L.....	58-62
3-8..... Wyoming #.....	L.....	62-67
3-14..... AUSTIN PEAY^.....	W.....	75-51
3-19..... GEORGIA^.....	W.....	83-52
3-21..... DEPAUL^.....	W.....	52-51
3-27... Clemson^^.....	L.....	67-68

* Mountain West Conference Game

% College Basketball Experience, Stanford, Calif.

** CBE Classic Semis and Third-Place, KC, Mo.

\$ Colorado Springs World Arena; & Cable Car

Classic, Santa Clara, Calif.; # MWC Tournament,

Las Vegas, Nev.; ^ Postseason NIT; ^^ NIT

Semifinals, New York City, N.Y.

2006-07 (26-9 / 10-6 MWC)

HEAD COACH: Jeff Bzdelik

TEAM CAPTAINS: Jacob Burtschi, Matt McCraw,

Ryan Teets

11-10... ARKANSAS-PINE BLUFF.....	W.....	81-45
11-14... vs. Long Beach State %.....	W.....	69-68
11-15... Stanford %.....	W.....	79-45
11-18... Colorado.....	W.....	84-46
11-20... (11) Duke**.....	L.....	56-71
11-21... Texas Tech**.....	W.....	67-53
11-22... RADFORD.....	W.....	83-59



Jeff Bzdelik

2005-07

2 Seasons

50-16 Record

2005-06 (24-7 / 12-4 MWC)

HEAD COACH: Jeff Bzdelik

TEAM CAPTAINS: Antoine Hood, Marc

Holum


11-13... vs. Northern Arizona&.....	W.....	62-49
11-14... vs. Miami (Fla.)&.....	W.....	57-53
11-15... Washington&.....	L.....	74-85
11-19... UCCS.....	W.....	77-45
11-23... WESTERN STATE.....	W.....	66-44
11-27... Navy.....	W.....	64-55
11-30... ARK.-PINE BLUFF.....	W.....	63-44
12-3..... Texas-Pan American.....	W.....	81-68
12-8..... NORTHERN COLORADO.....	W.....	73-48
12-13... ST. MARY'S COLLEGE.....	W.....	63-51
12-23... LAMAR.....	W.....	73-50
12-28... vs. Georgia Tech\$.....	W.....	54-46



The 2005-06 team (above) captured Air Force's fourth appearance in the NCAA Tournament. The Falcons lost to Illinois 78-69 in San Diego. Meanwhile, the 2006-07 squad (below) set a school record with 26 wins and advanced to the NIT semifinals before losing to Clemson 68-67 at Madison Square Garden in New York City. Jeff Bzdelik was the head coach for both seasons.



YEAR-BY-YEAR RESULTS



JEFF REYNOLDS

2007-12

4 Seasons

63-82 Record

2007-08 (16-14 / 8-8 MWC)

HEAD COACH: Jeff Reynolds

TEAM CAPTAIN: Tim Anderson

11-9..... DARTMOUTH \$	W.....	67-38
11-10... NORTHERN COLO. \$	W.....	71-62
11-14... WESTERN STATE	W.....	73-49
11-19... RADFORD (OT)	W.....	52-47
11-23... Mississippi Valley State &	W.....	58-40
11-24... Montana &	L.....	57-59
11-25... (9) Washington State &	L.....	62-71
11-29... COLORADO	L.....	50-60
12-4..... Northern Illinois	L.....	52-63
12-8..... PRAIRIE VIEW A&M	W.....	77-53
12-13... NORFOLK STATE**	W.....	65-53
12-22... COLO. CHRISTIAN	W.....	75-61
12-30... Wake Forest	L.....	67-78
1-5..... Utah*	L.....	36-58
1-12..... UNLV*	W.....	65-53
1-16..... Wyoming* (OT)	W.....	64-62
1-19..... New Mexico*	L.....	44-59
1-22..... COLORADO STATE*	W.....	75-59
1-30..... BYU*	L.....	53-69
2-2..... at TCU*	W.....	56-46
2-6..... San Diego State*	L.....	38-49
2-9..... UTAH*	L.....	59-67
2-12..... at UNLV*	L.....	51-58
2-16..... WYOMING*	W.....	72-66
2-20..... NEW MEXICO*	L.....	51-68
2-23..... Colorado State*	W.....	61-59
3-1..... at BYU*	L.....	57-76
3-5..... TCU*	W.....	57-36
3-8..... SAN DIEGO STATE*	W.....	46-43
3-13..... vs. San Diego State#	L.....	49-53

* Mountain West Conference Game
 \$ Air Force Classic
 & Cougar Hispanic College Fund, Spokane, Wash.
 # MWC Tournament, Las Vegas, Nev.
 Air Force's 600th victory

2008-09 (10-21 / 0-16 MWC)

HEAD COACH: Jeff Reynolds

TEAM CAPTAINS: Andrew Henke, Matt Holland, Anwar Johnson

11-14... WESTERN STATE	W.....	70-64
11-16... CSU-BAKERSFIELD	W.....	70-62
11-22... UCCS \$	W.....	86-65
11-23... WOFFORD \$	L.....	61-74
11-26... Stanford	L.....	57-76
11-30... NORFOLK STATE	W.....	75-52
12-3..... NORTHERN ILLINOIS	W.....	67-55
12-6..... Northern Colorado	W.....	71-64
12-13... TEXAS PAN-AMERICAN	W.....	71-50
12-22... TEXAS SOUTHERN	W.....	65-41
12-27... vs. Portland &	L.....	42-43
12-28... vs. Dartmouth &	W.....	63-41
12-31... STONY BROOK	L.....	64-67
1-3..... SAN DIEGO STATE*	L.....	44-61
1-10..... New Mexico*	L.....	53-78
1-14..... UTAH*	L.....	36-57
1-17..... TCU*	L.....	54-57
1-20..... Colorado State*	L.....	56-67

1-27..... Wyoming*	L.....	59-72
1-31..... UNLV*	L.....	38-59
2-3..... BYU*	L.....	50-71
2-7..... San Diego State*	L.....	34-65
2-11..... NEW MEXICO*	L.....	66-76
2-14..... Utah*	L.....	59-74
2-18..... at TCU*	L.....	50-62
2-21..... COLORADO STATE*	L.....	66-71
2-28... WYOMING*	L.....	62-65
3-4..... at UNLV*	L.....	43-46
3-7..... at BYU*	L.....	49-54
3-11..... vs. Colorado State#	W.....	71-67
3-12..... (25) vs. BYU#	L.....	69-80

* Mountain West Conference opponent
 \$ Reggie Minton Air Force Classic
 & Golden Bear Classic, Berkeley, Calif.
 # MWC Championships, Las Vegas, Nev.

2009-10 (10-21 / 1-15 MWC)

HEAD COACH: Jeff Reynolds

TEAM CAPTAINS: Grant Parker, Mike McLain, Avery Merriex

11-13... WESTERN STATE	W.....	65-54
11-20... DICKINSON STATE \$	W.....	95-77
11-21... NORTHERN COLO. \$	L.....	46-70
11-28... CHARLESTON SO.	W.....	68-58
12-2..... N.C. CENTRAL	W.....	61-49
12-5..... Missouri State ^	L.....	48-58
12-8..... PRAIRIE VIEW A&M	W.....	75-41
12-12... Washington State	L.....	68-75
12-19... NORTHERN ARIZONA	L.....	52-60
12-22... UC DAVIS	W.....	69-57
12-28... vs. Niagara &	W.....	77-71
12-29... at UTEP &	L.....	47-58
1-2..... TX-PAN AMERICAN	W.....	72-65
1-6..... at TCU*	L.....	50-59
1-9..... Colorado State*	L.....	48-70
1-13... (18) BYU*	L.....	49-67
1-20..... NEW MEXICO*	L.....	50-73
1-23... Utah*	L.....	54-71
1-26..... at UNLV*	L.....	50-60
1-30... WYOMING*	W.....	70-63
2-2..... San Diego State*	L.....	48-70
2-6..... TCU*	L.....	51-65
2-9..... COLORADO STATE*	L.....	47-51
2-13... at (17) BYU*	L.....	48-91
2-20... (12) New Mexico*	L.....	56-59
2-24... UTAH*	L.....	43-54
2-27... UNLV*	L.....	47-77
3-2..... Wyoming	L.....	49-58
3-6..... SAN DIEGO STATE*	L.....	42-61
3-10... vs. Wyoming #	W.....	59-40
3-11... vs. (8) New Mexico	L.....	69-75

* Mountain West Conference opponent
 \$ Reggie Minton Air Force Classic
 ^ Mountain West / Missouri Valley Challenge
 & Sun Bowl Invitational, El Paso, Texas
 # MWC Championships, Las Vegas, Nev.

2010-11 (16-16 / 6-10 MWC)

HEAD COACH: Jeff Reynolds

TEAM CAPTAINS: Evan Washington, Tom Fow, Derek Brooks

11-14... UCCS	W.....	66-53
11-17... COLO. COLLEGE (OT)	L.....	57-60
11-20... TENNESSEE STATE	W.....	87-72
11-24... Wofford (OT)	W.....	72-66
12-2..... CSU NORTHBRIDGE	W.....	72-63
12-5..... EVANSVILLE ^	W.....	57-56
12-8..... Wright State	L.....	61-76
12-11... N.C. CENTRAL	W.....	73-56
12-18... ARK.-PINE BLUFF	W.....	63-52
12-22... Northern Arizona	L.....	63-74
12-28... vs. Sam Houston State &	W.....	76-65
12-29... at UTEP &	L.....	54-71
1-2..... FLORIDA A&M	W.....	81-48
1-5..... UTAH*	W.....	77-69
1-8..... (14) at BYU*	L.....	66-76
1-15... UNLV*	L.....	52-64
1-19... (6) San Diego State*	L.....	55-68
1-22... WYOMING*	W.....	72-51
1-26... Colorado State*	L.....	66-69
1-29... at TCU* (OT)	W.....	66-65
2-1..... NEW MEXICO*	L.....	61-75
2-5..... Utah*	W.....	54-49
2-9..... (7) BYU*	L.....	52-90
2-15... at UNLV*	L.....	42-49
2-19... (6) SAN DIEGO STATE*	L.....	58-70
2-23... Wyoming*	L.....	61-63
2-26... COLORADO STATE*	W.....	74-57
3-2..... TCU*	W.....	70-65
3-5..... New Mexico*	L.....	61-66
3-11... at UNLV #	L.....	53-69
3-15... NORTH DAKOTA \$	W.....	77-67
3-18... at Santa Clara \$	L.....	75-88

* Mountain West Conference opponent
 ^ Mountain West / Missouri Valley Challenge
 & Sun Bowl Invitational, El Paso, Texas
 # MWC Championships, Las Vegas, Nev.
 \$ CollegeInsider.com Tournament

YEAR-BY-YEAR RESULTS

2011-12 (13-16 / 3-11 MWC)

HEAD COACH: Jeff Reynolds / Dave Pilipovich

TEAM CAPTAINS: Taylor Stewart, Shawn Hempsey, Scott Stucky

11-11 ... ARMY \$	W	87-71
11-12 ... VMI \$	W	75-65
11-18 ... WESTERN STATE	W	65-37
11-23 ... COLORADO (OT)	L	73-76
12-3 ... Drake ^	L	60-62
12-7 ... WRIGHT STATE	W	55-34
12-10 ... ARK.-PINE BLUFF	W	63-51
12-17 ... MD-EASTERN SHORE	W	64-60
12-22 ... Gonzaga	L	60-70
12-29 ... vs. Wagner &	L	61-72
12-30 ... vs. E. Michigan &	W	42-37
1-3 ... JOHNSON & WALES	W	83-53
1-6 ... CHICAGO STATE	W	68-54
1-9 ... TEXAS-PAN AM	W	67-50
1-14 ... Boise State*	W	74-59
1-18 ... WYOMING*	L	53-64
1-21 ... (16) San Diego State*	L	44-57
1-25 ... at TCU*	L	56-59
1-28 ... (12) UNLV* (OT)	L	63-65
1-31 ... NEW MEXICO*	L	42-81
2-4 ... Colorado State*	L	49-57

2012-13 (18-14 / 8-8 MWC)

HEAD COACH: Dave Pilipovich

CAPTAINS: Todd Fletcher, Michael Lyons

11-10 ... Army \$	W	76-65
11-11 ... Citadel \$	W	77-70
11-15 ... WESTERN STATE	W	102-68
11-18 ... REGIS UNIV	W	83-43
11-21 ... MONTANA STATE	W	86-72
11-25 ... (23) Colorado	L	74-89
11-28 ... JACKSON STATE	W	76-47
12-2 ... WICHITA STATE^	L	69-72
12-8 ... ARK.-PINE BLUFF	W	65-49
12-22 ... UC Riverside	W	61-53
12-29 ... (14) Florida%	L	61-78
1-2 ... Richmond	L	68-91
1-9 ... NEVADA*	W	78-65
1-12 ... (24) at UNLV* (OT)	L	71-76
1-16 ... Colorado State*	L	40-79
1-19 ... BOISE STATE*	W	91-80
1-23 ... NEW ORLEANS	W	90-48
1-26 ... Wyoming*	W	57-48
1-30 ... FRESNO STATE*	W	62-50
2-2 ... (22) SAN DIEGO STATE*	W	70-67
2-6 ... (15) New Mexico*	L	58-81
2-9 ... Nevada*	L	69-74
2-13 ... UNLV*	W	71-56
2-16 ... (24) COLORADO ST.*	L	86-89
2-20 ... Boise State*	L	65-77
2-26 ... WYOMING*	W	72-66
3-2 ... Fresno State*	L	41-56
3-6 ... San Diego State*	L	51-58
3-9 ... (12) NEW MEXICO*	W	89-88
3-13 ... UNLV #	L	56-72
3-20 ... Hawai'i &	W	69-65
3-23 ... Weber State &	L	57-78

2013-14 (12-18 / 6-12 MWC)

HEAD COACH: Dave Pilipovich

TEAM CAPTAINS: DeLovell Earls, Kamryn Williams

11-8 ... Army \$	W	79-68
11-9 ... VMI \$	L	63-71
11-14 ... JACKSON STATE	L	82-84
11-17 ... ARK.-PINE BLUFF	W	67-64
11-20 ... COLO. CHRISTIAN	W	78-51
11-27 ... RICHMOND	L	60-83
11-30 ... COLORADO	L	57-81
12-5 ... SOUTH DAKOTA	W	94-86
12-9 ... WESTERN STATE	W	94-53
12-14 ... UC RIVERSIDE	W	62-52
12-21 ... UC Davis	L	74-80
1-1 ... UTAH STATE*	W	73-72
1-4 ... at UNLV*	W	75-68
1-8 ... Fresno State*	L	65-71
1-12 ... (13) SAN DIEGO ST.	L	72-79
1-15 ... SAN JOSE STATE*	W	77-62
1-18 ... Colorado State*	L	68-74
1-22 ... WYOMING*	L	59-66
1-29 ... Boise State*	L	58-69
2-1 ... Nevada* (OT)	L	56-69
2-5 ... FRESNO STATE*	L	51-68
2-8 ... COLORADO STATE*	L	56-68
2-12 ... San Jose State*	W	51-48
2-15 ... (5) San Diego State*	L	56-64
2-22 ... NEVADA*	L	56-75
2-25 ... Wyoming*	W	55-53
3-1 ... UNLV*	L	67-93
3-5 ... (21) New Mexico*	L	52-80
3-8 ... BOISE STATE* (OT)	W	64-61
3-12 ... Fresno State#	L	59-61

* Mountain West opponent

\$ All-Military Classic, Lexington, Va.

MW Championships, Las Vegas, Nev.



Dave Pilipovich
2012-PRESENT
5 SEASONS
72-94 RECORD

2-11 ... BOISE STATE*	L	61-72
2-15 ... Wyoming*	W	58-53
2-18 ... (13) SAN DIEGO STATE*	W	58-56
2-22 ... TCU*	L	62-65
2-25 ... (21) at UNLV*	L	58-68
2-29 ... New Mexico*	L	56-86
3-3 ... COLORADO STATE*	L	65-75
3-8 ... New Mexico #	L	64-79

* Mountain West Conference opponent

\$ All-Military Classic, USAFA, Colo.

^ Mountain West / Missouri Valley Challenge & Cable Car Classic, Santa Clara, Calif.

MWC Championships, Las Vegas, Nev.



YEAR-BY-YEAR RESULTS

2014-15 (14-17 / 6-12 MWC)

HEAD COACH: Dave Pilipovich

CAPTAINS: DeLovell Earls, Kamryn Williams

11-14.....Army \$.....	L.....	78-84
11-15.....The Citadel\$.....	W.....	68-55
11-19.....COLORADO CHRISTIAN.....	W.....	70-47
11-22.....WESTERN STATE.....	W.....	90-60
11-25.....Colorado.....	L.....	53-68
11-30.....Texas Tech.....	L.....	62-63
12-3.....GRAMBLING STATE.....	W.....	59-34
12-8.....OMAHA.....	W.....	77-61
12-13.....ARK.-PINE BLUFF.....	W.....	80-47
12-20.....UC-DAVIS.....	L.....	75-81
12-22.....JACKSONVILLE ST (OT).....	W.....	66-65
12-31.....San Diego State*.....	L.....	49-53
1-3.....Nevada*.....	L.....	62-80
1-7.....SAN JOSE STATE*.....	W.....	78-56
1-10.....COLORADO STATE*.....	L.....	87-92
1-14.....New Mexico*.....	L.....	48-60
1-17.....Utah State*.....	L.....	59-71
1-20.....SAN DIEGO STATE*.....	L.....	45-77
1-24.....BOISE STATE*.....	L.....	68-77
1-28.....San Jose State*.....	W.....	66-52
1-31.....at UNLV*.....	L.....	63-74
2-4.....NEW MEXICO*.....	W.....	53-49
2-7.....WYOMING*.....	W.....	73-50
2-11.....Boise State*.....	L.....	42-67
2-14.....UNLV*.....	W.....	76-75
2-21.....Colorado State*.....	L.....	53-66
2-25.....NEVADA*.....	W.....	75-70
2-28.....UTAH STATE*.....	L.....	60-74
3-4.....Fresno State*.....	L.....	66-68
3-11.....New Mexico#.....	W.....	68-61
3-12.....Boise State#.....	L.....	68-80

* Mountain West opponent

\$ All-Military Classic, West Point, NY

MW Championships, Las Vegas, Nev.

2015-16 (14-18 / 5-13 MWC)

HEAD COACH: Dave Pilipovich

TEAM CAPTAINS: Hayden Graham, Zach Kocur

11-13.....at Southern Illinois.....	L.....	75-77
11-16.....TENNESSEE TECH&.....	W.....	80-70
11-19.....MISS. VALLEY STATE&.....	W.....	65-64
11-22.....ROBERT MORRIS&.....	W.....	64-52
11-25.....at Colorado.....	L.....	70-81
11-28.....NEW MEXICO ST (OT)&.....	W.....	66-64
12-2.....CITADEL.....	W.....	97-93
12-5.....at Denver.....	W.....	61-59
12-8.....at Ohio State.....	L.....	50-74
12-12.....ARMY.....	L.....	80-90
12-19.....AT UC Davis.....	W.....	67-60
12-22.....JOHNSON&WALES.....	W.....	80-56
12-29.....WESTERN STATE.....	W.....	86-66
1-2.....SAN JOSE STATE*.....	W.....	64-57
1-6.....at Wyoming*.....	L.....	52-64
1-9.....NEVADA*.....	L.....	63-86
1-12.....at Utah State*.....	L.....	60-79
1-16.....at UNLV*.....	L.....	64-100
1-20.....COLORADO STATE*.....	L.....	79-83
1-23.....FRESNO STATE*.....	L.....	55-56
1-27.....at New Mexico*.....	L.....	55-84
1-30.....at San Jose State*.....	L.....	54-75
2-2.....WYOMING*.....	W.....	70-62
2-6.....BOISE STATE*.....	W.....	61-53
2-10.....at Nevada*.....	L.....	52-72
2-13.....SAN DIEGO STATE*.....	L.....	61-70
2-16.....UNLV*.....	W.....	79-74
2-20.....NEW MEXICO*.....	W.....	76-72
2-24.....at Fresno State*.....	L.....	63-64
3-1.....UTAH STATE*.....	L.....	65-78
3-5.....at Colorado State*.....	L.....	73-87
3-9.....UNLV# (3OT).....	L.....	102-108

* Mountain West opponent

& Air Force Classic

MW Championships, Las Vegas, Nev.

2016-17 (12-21 / 4-14 MWC)

HEAD COACH: Dave Pilipovich

TEAM CAPTAINS: Hayden Graham, Zach Kocur

11-11.....MCPHERSON.....	W.....	88-71
11-14.....JACKSONVILLE.....	W.....	86-68
11-15.....JOHNSON & WALES.....	W.....	105-62
11-20.....FLORIDA A&M.....	W.....	87-62
11-22.....STETSON.....	W.....	85-72
11-25.....vs. Akron&.....	L.....	75-84
11-26.....vs. East Carolina&.....	L.....	63-70
11-30.....at New Mexico State.....	L.....	70-78
12-3.....MISSOURI STATE.....	W.....	83-70
12-7.....at Army.....	L.....	71-79
12-10.....DENVER.....	L.....	65-77
12-19.....COLORADO.....	L.....	68-75
12-22.....UC DAVIS.....	W.....	77-67
12-28.....at Wyoming*.....	L.....	72-84
12-31.....UTAH STATE*.....	W.....	78-73
1-7.....at Colorado State*.....	L.....	58-85
1-11.....FRESNO STATE*.....	W.....	81-72
1-14.....SAN JOSE STATE*.....	L.....	85-89
1-18.....at Nevada*.....	L.....	76-83
1-21.....at UNLV* (2OT).....	L.....	85-87
1-24.....SAN DIEGO STATE*.....	W.....	60-57
2-1.....at Fresno State*.....	L.....	64-73
2-4.....WYOMING*.....	L.....	74-83
2-8.....NEW MEXICO*.....	L.....	67-74
2-11.....at Boise State*.....	L.....	66-76
2-15.....NEVADA.....	L.....	59-78
2-18.....at San Jose State* (OT).....	L.....	78-83
2-22.....UNLV*.....	W.....	81-58
2-25.....at Utah State*.....	L.....	58-89
3-1.....at San Diego State*.....	L.....	38-51
3-4.....BOISE STATE*.....	L.....	70-98
3-8.....vs. Wyoming#.....	W.....	83-68
3-9.....vs. Colorado State#.....	L.....	55-81

* Mountain West opponent

& Savannah Invitational

MW Championships, Las Vegas, Nev.

