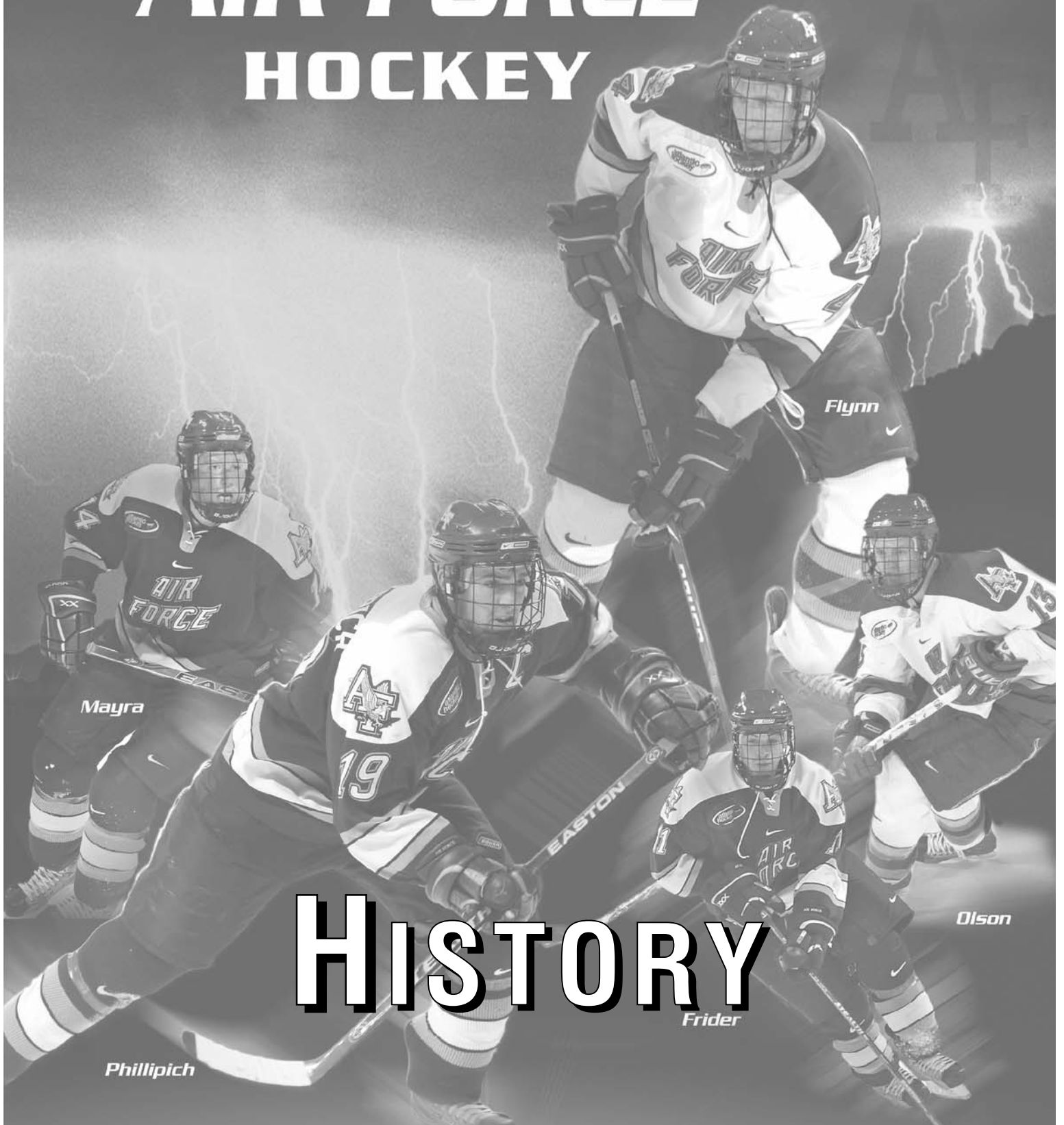




AIR FORCE HOCKEY



Flynn

Mayra

19

Olson

Frider

Phillipich

HISTORY



With the drop of the puck to begin the 2008-09 season, the Falcons will enter their 41st season of Division I hockey.

With the Academy still in its infancy, the dream of hockey at the youngest military academy was born.

In 1958, a group of cadets began an intramural hockey team. Relying on freezing temperatures and the shadows from the dormitory, cadets donned football and lacrosse equipment and played hockey in the courtyard of Vandenberg Hall.

A few years later one of the greatest college hockey coaches ever, Vic Heyliger, became interested in such a fledgling program. With six national championships to his credit at Michigan, the "Father of Air Force Hockey," came to the Academy in 1966 and guided the club team.

At long last came the night of Nov. 29, 1968, when the first hockey game was played at the Cadet Ice Arena. The Falcons defeated the Colorado All-Stars, a collage of former collegiate players, 8-6. The first game was not without its share of quirky moments. During the first shift in the first period, a slap shot was taken and went completely through the "shatter-proof" glass and onto the running track in the multi-purpose area.

The Falcons finally got their first taste of intercollegiate competition in the new arena and it was not pleasant. Notre Dame, another first-year program, swept the Falcons, 8-1 and 5-4. Air Force gained its first home win with a 6-4 win over Ohio State on Jan. 17, 1968.

The program continued to gain momentum, posting its first winning season in 1970-71 with a 15-11-2 record.

However, it was the following season that would be the Falcons' breakthrough year. Heyliger hired his former All-American player at Michigan, John Matchefts, as an assistant coach and the Falcons posted a 25-6 record in

1971-72. A few years later, in Matchefts' first season as head coach, the Falcons posted a 24-5-1 mark for the school's best winning percentage. What will best be remembered from that team is a pair of dramatic one-goal wins over Colorado College.

Matchefts went on to win 154 games in 11 seasons before passing the baton to his former standout, Chuck Delich. Delich, who still ranks eighth in NCAA history in career scoring, shattered every school record in his four years.


After taking over the program in 1985, Delich garnered early success much like his predecessor. In his second season, he posted a 19-10 record, the most wins in 10 years. He then strung together a school-record five consecutive winning seasons in his 12 years while tying the school record with 154 coaching wins. During the Delich years, the Falcons posted a winning record against rival Army, including a 6-1-1 record at home against the Black Knights.

The third decade of Falcon hockey brought several changes to the program. Frank Serratore, who has coached at nearly every level of hockey, took over in 1998. His enthusiastic, disciplined style of hockey injected a new energy into the program. He has led the Falcons to more Division I victories than any other Falcon coach.


In Serratore's 10th season, he took the program to new heights. The Falcons claimed the Atlantic Hockey Association championship and played Minnesota in the NCAA West Regional, both firsts for any service academy team. Serratore backed that championship season up with another ring as the Falcons won the AHA title and

faced Miami in the NCAA Northeast Regional. Both years, the Falcons scared two of the top teams in the nation, falling by just one goal each team, including one in overtime.

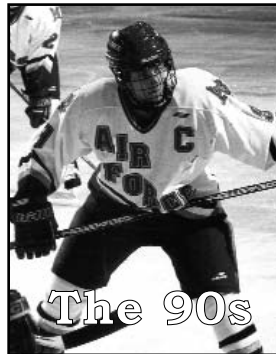
With its humble beginnings in an outdoor rink relying on the unpredictable Colorado weather, Falcon hockey has grown by leaps and bounds. In the past 10 years, nearly 700,000 fans have watched the Falcons.




Todd Zejdlik, 1972-75



John Manney, 191985-88



Justin Kieffer, 1996-99



Eric Ehn, 2005-08

Coaching History

<i>Coach</i>	<i>Years</i>	<i>Seasons</i>	<i>G</i>	<i>W</i>	<i>L</i>	<i>T</i>	<i>Pct.</i>
Vic Heyliger	1969-74	6	165	85	77	3	.524
John Matchefts	1975-85	11	310	154	150	6	.506
Chuck Delich	1986-97	12	370	154	197	19	.442
Frank Serratore	1998-Pres.	11	401	170	201	30	.461
Total	---	40	1246	563	625	58	.475



Heyliger



Matchefts



Delich



Serratore



Having only four head coaches in the 40 seasons of varsity hockey, the Air Force Academy is proud to have two former coaches elected to the United States Hockey Hall of Fame: Vic Heyliger and John Matchefts.



VIC HEYLIGER
HEAD COACH
1969-1974

Vic Heyliger, the “Father of Air Force Hockey,” came to the Academy in 1966 to coach the Falcons’ club team. In 1968-69, he became the Falcons’ first varsity head coach. In his six seasons at the helm, the Falcons quickly became a competitive hockey program at the Division I level. Heyliger led the Falcons to an 85-77-3 record, including a phenomenal 25-6 record in 1971-72, the fourth season of varsity hockey.

The native of Concord, Mass., will always be regarded as one of the greatest college hockey coaches ever. In 13 seasons as the head coach of his alma mater, Michigan, he led the Wolverines to six NCAA Championships. He led the Wolverines to a 228-61-13 record from 1944-57.

In his fourth season, he led the 1948 Wolverines to a 20-2-1 record and the school’s first NCAA Championship ever. He repeated the feat in 1951 as Michigan posted a 22-4-1 record and defeated Brown, 7-1, in the championship game. That title was Michigan’s first of three straight championships and five in six years. Heyliger was a three-year letterman at Michigan from 1934-37. The outstanding defenseman award at Michigan is named in his honor. Following his playing career at Michigan, he played three seasons in the National Hockey League with the Chicago Blackhawks.

The 1938 graduate of Michigan began his coaching career at the University of Illinois. In four seasons, he guided the Illini to a 59-29-4 record. Heyliger, who was instrumental in the development of the Western Collegiate Hockey Association, was named the National Collegiate Coach of the Year in 1953. After leaving Michigan in 1957, he remained active in hockey as he coached the USA National Team that competed against the Soviet Union and Yugoslavia.

He was elected to the United States Hockey Hall of Fame in Eveleth, Minn., in September 1974.

Heyliger passed away in 2006.



JOHN MATCHEFTS
HEAD COACH
1975-1985

John Matchefts was inducted into the U.S. Hockey Hall of Fame in 1991 and was named to the NCAA’s 50th anniversary hockey team in 1997. Matchefts played on three national championship teams at Michigan under Vic Heyliger from 1951-53. Matchefts earned All-American honors in 1951 and 1953, was twice named to the all-tournament team at the NCAA Championships and was the finals MVP in 1953.

Following his college playing career, Matchefts played on the USA National Team in 1955 and earned a silver medal as an alternate captain with the 1956 USA Olympic Team. After serving as a first lieutenant in the U.S. Marine Corps, Matchefts returned to hockey in 1957 as the head coach at Lincoln High School in Thief River Falls, Minn. While coaching at Lincoln and his alma mater, Eveleth High School, he led the 1959 and 1960 teams to the state tournament and never had a losing season.

The native of Eveleth, Minn., guided the Colorado College hockey program for five seasons and posted a 48-72-2 mark. He was named the 1969 Western Collegiate Hockey Association Coach of the Year.

Matchefts came to the Academy in 1972 as an assistant coach to Heyliger for three seasons. He took over the head coaching duties in 1974. In 11 seasons, Matchefts led the Falcons to a 154-150-6 record from 1974-85. In his first season at Air Force, he led the Falcons to a remarkable 24-5-1 record, the second-best mark in school history. He also paced the Falcons to four winning seasons in his first five years. His 154 wins are tied with Chuck Delich as the second-most career hockey coaching wins in AFA history.

As an assistant coach, Matchefts went back to his hometown to recruit a player who was overlooked by nearly every other Division I school. Four years later, Chuck Delich became Air Force’s all-time leading scorer and one of the most potent offensive players in NCAA history. After spending four seasons as Matchefts’ assistant, Delich succeeded him as the Falcons’ head coach in 1984.



#4 Gary Batinich

Wing, 1975-78, Eveleth, Minn.



Batinich is the only non-center in the top five career scorers. He ranks fifth in career scoring with 196 points. The native of Eveleth, Minn., led the team in assists as a sophomore with 42, the third-most in AFA history. As a freshman, Batinich scored the game-winning goal in both of AFA's wins over

Colorado College in 1974-75.

Year	GM	Goals	Assists	Points	Pen-Min.
1974-75	29	21	29	50	18-36
1975-76	26	22	42	64	13-27
1976-77	26	22	26	48	7-16
1977-78	23	17	17	34	13-28
Career	104	82	114	196	51-107

#11 Beau Bilek

Defenseman, 1992-95, Des Moines, Iowa



The captain and most valuable player of the 1994-95 team, Bilek helped lead the Falcons to consecutive 15-win seasons. Bilek ranks third in career scoring among defensemen and 26th overall. He led the team with 42 points in

1993-94. The Des Moines, Iowa, native led the Falcon defensemen in points three consecutive seasons. He played four years of professional hockey in the Chicago Blackhawks organization and was a two-time all-star (1997-98 and 1998-99) with the Columbus Chill of the ECHL.

Year	GM	Goals	Assists	Points	Pen-Min.
1991-92	32	10	13	23	12-24
1992-93	30	6	14	20	16-32
1993-94	32	9	33	42	17-34
1994-95	33	8	29	37	19-38
Career	127	33	89	122	64-128

#7 Frank Daldine

Center, 1983-86, Rochester, Mich.



Daldine is one of only two players in school history to lead the team in points all four years. He led the team in goals three times. Daldine ranks eighth in career scoring with 156 points. The team captain and most valuable player in

1984-85, Daldine helped lead the Falcons to their first winning season in seven years (1985-86). Originally from Rochester, Mich., Daldine scored 30 or more points every season and tallied 44 points as a junior and senior. He also led the Falcons in power-play goals three times, including a career-best 10 in 1983-84.

Year	GM	Goals	Assists	Points	Pen-Min.
1982-83	28	16	21	37	7-17
1983-84	26	17	14	31	6-12
1984-85	27	28	16	44	12-24
1985-86	28	18	26	44	11-22
Career	109	79	77	156	36-75

#4 Mark DeGironimo

Center, 1993-96, Billerica, Mass.



DeGironimo ranks 17th on the career scoring list with 131 points in 124 career games. He was the team captain and MVP of the 1995-96 team. As a junior, he led the team with 20 goals and 39 points.

Year	GM	Goals	Assists	Points	Pen-Min.
1992-93	27	6	9	15	6-15
1993-94	32	14	22	36	15-30
1994-95	32	20	19	39	15-38
1995-96	33	17	23	40	14-30
Career	124	57	74	131	50-113

#5 Chuck Delich

Center, 1974-77, Eveleth, Minn.



Delich is the school's all-time leader in goals and points with 156 and 279, respectively. He holds 14 AFA records and was named the team's most valuable player twice. Delich not only broke the existing career records for goals and points in

1977, he obliterated them by more than 50 goals and 60 points. He also earned the Academy's Athletic Excellence award in 1976 and 1977. He still ranks 13th on the NCAA career scoring list. The native of Eveleth, Minn., spent 16 years in the military, retiring as a major in 1993. He returned to the Academy in 1981 as an assistant coach and was the head coach from 1985 to 1997. His 154 career coaching wins are tied as the second-most in AFA history.

Year	GM	Goals	Assists	Points	Pen-Min.
1973-74	27	43	24	67	10-36
1974-75	29	38	26	64	16-40
1975-76	26	44	35	79	17-45
1976-77	27	31	38	69	15-30
Career	109	156	123	279	58-151

#7 Joe Delich

Forward, 1986-89, Eveleth, Minn.



The younger brother of Chuck, Joe certainly left his own mark in Academy hockey. He is currently tied for 18th in career scoring with 130 points in 113 games (47-83-130).

He led the team in assists twice with 25 in 1987-88 and 31 in 1988-89. In 1987-88, he also led the team in points (42) and power-play goals (seven) and tied for the lead in goals (17). Delich returned to the Academy as an assistant coach from 1999-2002 under Frank Serratore.

Year	GM	Goals	Assists	Points	Pen-Min.
1985-86	27	6	3	9	3-6
1986-87	29	11	24	35	12-27
1987-88	29	17	25	42	15-32
1988-89	28	13	31	44	20-47
Career	113	47	83	130	50-112

Many outstanding hockey players have worn the blue and silver in the past 40 years, but these 23 players were selected by the alumni as members of the Falcon Hockey Wall of Fame. The inaugural 12 (Batinich, Bilek, Daldine, Chuck Delich, Doyle, Kieffer, Leibbrand, Micheletti, Newman, Ross, Sajevic and Dave Skalko) were inducted Oct. 12, 2001.

Bob Ingraham and Steve Hall in 2002

Tim Hartje, Marc Liebich and

Steve Mullvain in 2003

Jim Skalko and Mike Smellie in 2004


There were no inductees in 2005

Joe Delich and Al Morrison in 2006

Mark DeGironimo and Tom Richards in 2007

#5 Joe Doyle

Wing, 1986-89, Weymouth, Mass.



Doyle was part of the first class in AFA history to post four winning seasons. He led the team in goals in 1987-88 and 1988-89 and was named the team MVP in each of those seasons. He ranks 22nd in career scoring with 126 points in

110 games. Doyle returned to the Academy as an assistant coach from 1994-98 and from 2003-06. Doyle was an assistant coach during Frank Serratore's first season and helped the Falcons win 15 games in 1997-98, more than the two previous seasons combined.

Year	GM	Goals	Assists	Points	Pen-Min.
1985-86	27	4	6	10	9-18
1986-87	29	12	18	30	12-24
1987-88	26	17	21	38	11-22
1988-89	28	24	24	48	5-10
Career	110	57	69	126	37-74

#9 Steve Hall

Center, 1969-71, White Bear Lake, Minn.



The first in a long line of prolific scorers, Steve Hall currently ranks 16th on Air Force's career scoring list with 136 points in 76 games. He is the only Falcon among the top 16 in career scoring to have only played three seasons. He was the captain of

Air Force's first varsity team and led the first two AFA teams in goals. In 1968-69, he led the Falcons with 21 goals, 22 assists and 43 points. He also led the team with 31 goals in 1969-70.

Year	GM	Goals	Assists	Points	Pen-Min.
1968-69	22	21	22	43	18-36
1969-70	25	31	18	49	6-32
1970-71	28	19	25	44	8-16
Career	75	71	65	136	32-94



#25 Tim Hartje

Forward, 1983-86, Anoka, Minn.



The team co-captain of the 1985-86 team, Hartje helped lead the team to its first winning season in seven years (15-13). In each of the four seasons he played, the team increased its win total.

He is tied for 35th in career scoring with 107 points and 25th in goals with 53. As a senior, he was named the team's MVP as he led the Falcons with 19 goals and four game-winners and was second on the team with 40 points.

Year	GM	Goals	Assists	Points	Pen-Min.
1982-83	28	10	9	19	4-8
1983-84	26	10	10	20	1-2
1984-85	29	14	13	27	5-10
1985-86	28	19	22	40	4-8
Career	111	53	54	107	14-28

#19 Bob Ingraham

Defenseman, 1990-93, Georgetown, Mass.



Bob Ingraham is one of the best two-way players to ever play at the Academy. Ingraham holds the career record for goals by a defenseman with 47 and ranks fourth in career scoring by a defenseman with 116 points. As a

senior, he was the team captain of the 1992-93 team and is the only defenseman in school history to lead the team in goals for a season. In 1990-91, he led the Falcons with 18 goals, the most ever by a blueliner. One year later, he became the first defenseman to lead the team in points with 38 (14-24-38).

Year	GM	Goals	Assists	Points	Pen-Min.
1989-90	27	13	17	30	13-26
1990-91	32	18	22	40	8-24
1991-92	34	14	24	38	10-28
1992-93	20	2	6	8	8-24
Career	113	47	69	116	39-102

#9 Justin Kieffer

Center, 1996-99, Brainerd, Minn.



Kieffer became just the second player in school history to tie or lead the team in goals, assists and points in consecutive seasons. Tied for 13th in career scoring, he was one of just 20 seniors named to Team USA for the North American College Hockey Championships.

He won the Academy Athletic Excellence award in 1998 and the Athletic Achievement award in 1999. The two-time team captain won the Vic Heyliger Award in 1998 and won the Delich Award twice. He was a first-team GTE/CoSIDA academic all-district selection and a third-team academic All-American. In 1998, he led the nation with 14 power-play goals.

Year	GM	Goals	Assists	Points	Pen-Min.
1995-96	33	5	14	19	19-38
1996-97	31	23	11	34	28-74
1997-98	34	24	27	51	37-86
1998-99	35	14	24	38	26-55
Career	133	66	76	142	110-253

#2 Doug Leibbrand

Defenseman, 1974-77, Hastings, Minn.



The team co-captain in 1976-77, Leibbrand ranks second in career scoring among defensemen and is tied for 23rd overall in AFA history. He played on the 1974-75 team that posted a 24-5-1 record, the best winning percentage in school history. The native of Hastings,

Minn., led the blueliners in scoring in 1975-76 and 1976-77. He was selected as the team's most valuable player in 1977 when he tallied 14 goals. His 35 career goals are the second most by any Falcon defenseman.

Year	GM	Goals	Assists	Points	Pen-Min.
1973-74	27	4	14	18	11-22
1974-75	29	8	14	22	20-38
1975-76	26	9	39	48	19-38
1976-77	27	14	23	37	13-26
Career	109	35	90	125	63-124

#1 Mark Liebich

Goalie, 1989-92, Rexford, N.Y.



A four-year letterman, Liebich was just the second goaltender honored on the Wall of Fame.

A 1992 graduate, Liebich ranks fourth in games played by a goalie (87) and third in saves (2,551). Among goalies with more than 50 games played, he ranks third in goals-against average (4.05) and fifth in saves percentage (.878).

A four-year starter, he won 33 career games. As a sophomore, he posted a career-best 55 saves as the Falcons earned a rare tie with Colorado College, 3-3, in 1989.

Year	GM	SV/%	GA/GAA	SHO
1988-89	17	.881	66/4.27	0
1989-90	19	.886	77/4.40	1
1990-91	21	.865	89/4.60	0
1991-92	30	.871	121/4.24	1
Career	87	.878	353/4.05	2

#25 Gerry Micheletti

Defenseman, 1972-75, Hibbing, Minn.



One of the best defensemen to ever play at the Academy, he is the top scoring defenseman in AFA history and is tied for 20th overall. The Hibbing, Minn., product is the only Falcon hockey player to earn the coveted AFA Male MVP. He earned the award in 1975 as he led

the Falcon defense in goals, assists and points for the third consecutive season. Micheletti was the team captain and MVP of the 1974-75 team that posted the best

record (24-5-1) in school history. His 95 career assists and 127 career points are the most by any Falcon defenseman.

Year	GM	Goals	Assists	Points	Pen-Min.
1971-72	31	2	11	13	29-74
1972-73	31	10	24	34	38-94
1973-74	24	6	24	30	33-82
1974-75	29	14	36	50	18-36
Career	115	32	95	127	118-286

#1 Al Morrison

Goalie, 1972-75, White Bear Lake, Minn.



The third goaltender to have his photo placed on the Wall of Fame, Al Morrison joins Kim Newman and Mark Liebich. Morrison still holds the school record with 121 saves in a series vs. Michigan State in 1973. He played more minutes (6,180) and made more saves

(3,270) than any other Falcon goalie. During his four years, the Falcons posted a record of 77-42-1. AFA won 25 games his freshman year and 24 his senior year.

Year	GM	SV/%	GA/GAA	SHO
1971-72	28	.882	103/3.7	0
1972-73	32	.858	187/6.0	1
1973-74	25	.875	108/4.8	1
1974-75	20	.873	82/4.2	2
Career	105	.872	480/4.6	4

#1 Kim Newman

Goalie, 1969-71, Eveleth, Minn.



One of the best goaltenders to ever wear the blue and silver, Newman is the only player in school history to be named team most valuable player three times. A two-time team captain, Newman still holds many AFA records. His .903 career saves percentage has stood for more than 30 years. The native of Eveleth, Minn., posted 1,166 saves in 1969-70, a mark that may never be broken. As the goalie on AFA's first varsity team (1968-69), Newman led the Falcons to their first winning season (15-11-2 in 1970-71).

Year	GM	SV/%	GA/GAA	SHO
1968-69	22	.939/.882	125/5.68	1
1969-70	25	.1166/.899	131/4.50	2
1970-71	27	.1123/.9075	114/4.10	1
Career	74	.3228/.903	370/5.00	4



#25 Steve Mullvain

Defenseman, 1970-73, Richfield, Minn.



A four-year letterman on defense, Mullvain was the captain of the 1972-73 team.

As a senior, he was named the team's MVP with 23 points in 30 games. He was the first defenseman in AFA history to earn team MVP honors. As a junior, he

scored a career-best 44 points, a record for defensemen that stood until 1975.

When he graduated, he was the top scoring defenseman in AFA history and ranked eighth in career scoring for all players. He currently ranks 32nd all-time in scoring and fifth among defensemen.

Year	GM	Goals	Assists	Points	Pen-Min.
1969-70	29	2	13	15	17-34
1970-71	28	7	19	26	20-40
1971-72	31	8	36	44	22-44
1972-73	30	6	17	23	16-35
Career	118	23	85	108	75-153

#4 Tom Richards

Center, 1979-82, St. Paul, Minn.




Richards ranks sixth in AFA history with 168 points in 118 career games. He also ranks sixth in career goals with 78. He was the team captain as a senior and led the team in goals (22), assists (20) and points (42) as a junior.

Year	GM	Goals	Assists	Points	Pen-Min.
1978-79	29	6	7	13	2-4
1979-80	31	17	24	41	12-24
1980-81	26	22	20	42	2-4
1981-82	30	22	26	48	11-22
Career	118	78	90	168	27-54

#10 Bob Ross

Center, 1969-72, Lakewood, Colo.



Ross was the Academy's career leading scorer for one season, before his record was broken by Dave Skalko. Ross ranks fourth in career scoring with 197 points in 106 games. He still holds the school records for most consecutive games with an assist with a

nine-game streak in 1970. He is also tied for the school record with four goals in a period, five points in a period, two hat tricks in a series and three consecutive hat tricks. A native of Lakewood, Colo., Ross was a member of the first varsity hockey team ever at Air Force.

Year	GM	Goals	Assists	Points	Pen-Min.
1968-69	18	16	19	35	2-7
1969-70	29	17	19	36	6-20
1970-71	28	33	23	56	3-6
1971-72	31	39	31	70	4-8
Career	106	105	92	197	15-41

#11 Bob Sajevic

Center, 1977-80, St. Paul, Minn.



Sajevic was the third in the stretch of three great AFA scorers to cover nine straight years. He ranks second in career scoring with 228 points in 113 games. The native of St. Paul, Minn., joins Chuck Delich as the only two players in school history to record 100+ goals, 100+ assists and 200+ points. Sajevic led

the team in scoring as a sophomore and senior. He still holds the AFA record with nine assists in one series against Hamline in 1977. He is tied for the most hat tricks in a series with two against New Hampshire in 1977 and for the most goals in a period with four against Winnipeg in 1980.

Year	GM	Goals	Assists	Points	Pen-Min.
1976-77	27	15	25	40	1-2
1977-78	25	25	34	59	7-14
1978-79	30	32	33	65	6-12
1979-80	31	35	29	64	13-26
Career	113	107	121	228	27-54

#5 Dave Skalko

Center, 1970-74, Gilbert, Minn.



Skalko, the first in the line of three outstanding scorers, held the career record for points for four years until Chuck Delich broke the record in 1977. He still holds the school record for assists in a season (49 in 1972) and assists in a career (144). Skalko led the team in scoring as a freshman, junior and senior. He also led the team in assists those same years and is one of three players to lead the team in scoring for more than two seasons.

Year	GM	Goals	Assists	Points	Pen-Min.
1969-70	29	19	34	53	26-68
1970-71	27	16	17	33	18-60
1971-72	31	27	49	76	15-33
1972-73	31	13	44	57	22-47
Career	118	75	144	219	81-208

#7 Jim Skalko

Center, 1971-74, Gilbert, Minn.



Skalko currently ranks 12th in career scoring at the Academy with 54 goals, 89 assists and 143 points in 105 games. He was the team captain in 1973-74. As a sophomore, he was second on the team in assists with 34 and fourth with 49 points. His 18 goals as a junior were third on the team. Despite playing just 14 games due to injury as a senior, he recorded 34 points (2.5 points per game). As a senior, he earned the Academy's Athletic Leadership Award.

Year	GM	Goals	Assists	Points	Pen-Min.
1970-71	28	11	12	23	39-97
1971-72	31	15	34	49	12-24
1972-73	32	18	19	37	26-63
1973-74	14	10	24	34	5-10
Career	105	54	89	143	82-194

#6 Mike Smellie

Right Wing, 1977-80, Detroit, Mich.



Smellie was the team co-captain and most valuable player of the 1979-80 team. He currently ranks seventh in career scoring at the Academy with 77 goals, 89 assists and 166 points in 103 games. At just 5-8, 155 pounds, he used his quickness to rack up back-to-back 50+ point seasons. He led the team

with 34 goals and was tied for the lead with 65 points as a junior. He also led the team with five hat tricks and 11 power-play goals that season. As a senior, he collected 55 points to rank second on the team.

Year	GM	Goals	Assists	Points	Pen-Min.
1976-77	27	9	12	21	4-8
1977-78	26	11	14	25	7-14
1978-79	29	34	31	65	6-12
1979-80	21	23	32	55	7-14
Career	103	77	89	166	24-48



ALL-TIME RECORDS



The 1960's

YEAR	WON	LOST	TIED	PCT.	COACH	CAPTAIN, POS.
1968-69	6	12	0	.333	Vic Heyliger	Robert Stewart, F; Steve Hall, F

The 1970's

1969-70	11	17	1	.396	Vic Heyliger	Kim Newman, G
1970-71	15	11	2	.571	Vic Heyliger	Kim Newman, G
1971-72	25	6	0	.806	Vic Heyliger	Bob Ross, C
1972-73	16	16	0	.500	Vic Heyliger	Steve Mullvain, D
1973-74	12	15	0	.430	Vic Heyliger	Jim Skalko, C
1974-75	24	5	1	.816	John Matchefts	Gerry Micheletti, D
1975-76	16	10	0	.615	John Matchefts	Chuck Pribyl, D
1976-77	20	7	0	.741	John Matchefts	Chuck Delich, C; Doug Leibbrand, D
1977-78	9	17	0	.346	John Matchefts	Steve Asbell, D
1978-79	18	12	1	.597	John Matchefts	Robin Robideaux, F, Bill Luukkonen, D

The 1980's

1979-80	15	16	0	.484	John Matchefts	Bob Sajevic, C; Mike Smellie, F
1980-81	13	13	0	.500	John Matchefts	Chuck Evancevich, C
1981-82	12	17	1	.417	John Matchefts	Mike Drake, G; Tom Richards, C
1982-83	5	23	0	.179	John Matchefts	Dave Leibbrand, F
1983-84	8	16	2	.346	John Matchefts	Bruce Umland, C; Bob Sullivan, F
1984-85	14	14	1	.500	John Matchefts	Dan Johnson, F; Tom Zuccaro, D
1985-86	15	13	0	.536	Capt. Chuck Delich	Tim Hartje, F; Frank Daldine, F
1986-87	19	10	0	.655	Capt. Chuck Delich	Keith Nightingale, D
1987-88	15	14	0	.517	Capt. Chuck Delich	John Manney, F
1988-89	14	12	3	.534	Maj. Chuck Delich	Kurt Rohloff, D

The 1990's

1989-90	16	13	1	.550	Maj. Chuck Delich	Kurt Rohloff, D
1990-91	11	17	4	.406	Maj. Chuck Delich	Dan Greene, D; Mike Parent, D, Mike Veneri, F
1991-92	14	20	0	.411	Maj. Chuck Delich	Tony Roe, D; Mark Liebich, G, Brett Gallagher, F
1992-93	8	20	2	.300	Maj. Chuck Delich	Eric Rice, F; Bob Ingraham, D; T.J. Courtney, C
1993-94	15	16	1	.484	Chuck Delich	Tony Retka, D
1994-95	15	17	1	.469	Chuck Delich	Beau Bilek, D; Erik Brown, F; Andy Veneri, F
1995-96	4	24	5	.197	Chuck Delich	Mark DeGironimo, F; Pat Ryan, D
1996-97	8	21	2	.290	Chuck Delich	Todd Lafortune, F; Steve Maturo, F
1997-98	15	19	0	.441	Frank Serratore	Justin Kieffer, C
1998-99	15	19	2	.444	Frank Serratore	Justin Kieffer, C

The 2000's

1999-00	19	18	2	.513	Frank Serratore	Nels Grafstrom, W
2000-01	16	17	4	.486	Frank Serratore	Scott Bradley, W
2001-02	16	16	2	.500	Frank Serratore	Andy Berg, C; Brian Rodgers, W
2002-03	10	24	3	.311	Frank Serratore	Andy Berg, C; Scott Zwiers, W
2003-04	14	21	2	.405	Frank Serratore	Shane Saum, C; Spanky Leonard, C
2004-05	14	19	3	.431	Frank Serratore	Steve Mead, D, Matt Bader, W, Brooks Turnquist, D
2005-06	11	20	1	.359	Frank Serratore	M.Bader, W; B.Turnquist, D; A.Ramsey, W; B. Gineo, D
2006-07	19	16	5	.538	Frank Serratore	B. Devoney, D; A. Ramsey, W; B. Gineo, D
2007-08	21	12	6	.615	Frank Serratore	M. Phillipich, W; E. Ehn, C; M. Charbonneau, D; F. Schiavone, D
TOTALS	563	625	58	.475		



TOP 100 SCORERS



<i>NO</i>	<i>NAME, POS</i>	<i>YEARS</i>	<i>GMS</i>	<i>GLS</i>	<i>AST</i>	<i>PTS</i>	<i>PEN/MIN</i>
1.	Chuck Delich, F	1973-77	109	156	123	279	58/151
2.	Bob Sajevic, F	1976-80	113	107	121	228	27/54
3.	Dave Skalko, F	1969-73	118	75	144	219	81/208
4.	Bob Ross, F	1968-72	106	105	92	197	15/41
5.	Gary Batinich, F	1974-78	104	82	114	196	51/107
6.	Tom Richards, F	1978-82	118	78	90	168	27/54
7.	Mike Smellie, F	1976-80	103	77	89	166	28/56
8.	Frank Daldine, F	1983-86	109	79	77	156	36/75
9.	Dave Bunker, F	1970-74	109	82	70	152	41/118
	Robin Robideaux, F	1975-79	108	68	84	152	88/200
11.	Eric Ehn, F	2005-08	133	53	93	146	39/78
12.	Jim Skalko, F	1970-74	105	54	89	143	82/194
13.	Justin Kieffer, F	1996-99	133	66	76	142	110/253
	Andy Berg, F	2000-03	140	64	78	142	59/126
15.	Marlo Mellum, F	1971-75	118	73	65	138	43/146
16.	Steve Hall, F	1968-71	75	71	65	136	32/94
17.	Mark DeGironimo, F	1992-96	124	57	74	131	50/113
18.	Joe Delich, F	1985-89	113	47	83	130	50/112
	John Decker, F	1991-95	128	58	72	130	80/195
20.	Gerry Micheletti, D	1971-75	115	32	95	127	118/286
	John Klimek, F	1984-87	108	48	79	127	45/90
22.	Joe Doyle, F	1985-89	110	57	69	126	37/74
23.	Doug Leibbrand, D	1973-77	109	35	90	125	63/124
	Scott Zwiers, F	2000-03	147	51	74	125	86/188
25.	Scott Bradley, F	1998-01	145	38	85	123	59/129
26.	Beau Bilek, D	1991-95	127	33	89	122	64/128
27.	Derek Olson, F	1999-02	144	58	63	121	40/91
	Jason Mantaro, C	1988-92	119	48	73	121	60/144
29.	Mark Manney, F	1980-83	100	55	65	120	37/80
30.	Bob Ingraham, D	1990-93	113	47	69	116	39/102
31.	Mike Henehan, F	1969-73	96	45	68	113	56/139
	Andrew Ramsey, F	2004-07	137	49	64	113	92/241
33.	Andy Veneri, F	1991-95	129	56	56	112	87/196
34.	Steve Mullvain, D	1969-73	118	23	85	108	75/153
35.	Eric Rice, F	1990-93	121	57	50	107	69/139
	Tim Hartje, F	1983-86	111	53	54	107	14/28
37.	Chuck Evancevich, F	1977-81	111	55	51	106	44/96
38.	Brian Gornick, F	1999-02	130	45	58	103	39/78
39.	Brian Rodgers, F	1999-02	141	41	59	100	63/156
40.	Todd Zejdlik, D	1971-75	120	24	75	99	63/134
41.	Tom Uren, D	1973-77	106	28	70	98	25/98
42.	Kevin Pedersen, F	1972-76	99	51	46	97	27/62
43.	Todd Lafortune, F	1993-97	120	53	43	96	61/122
44.	Daryl Randall, F	1978-82	116	45	47	92	15/30
45.	John Manney, F	1985-88	92	41	50	91	22/44
	Nels Grafstrom, F	1997-00	135	41	50	91	29/60
47.	Mike Lucca, F	1970-74	118	45	44	89	54/110
48.	Jim Jirele, F	1985-89	87	45	42	86	20/44
49.	Dan Davies, D	1996-99	119	19	65	84	90/241
50.	Shane Saum, F	2001-04	132	40	43	83	88/223
51.	Bruce Umland, F	1981-84	110	40	42	82	33/79
	Greg Gutterman, F	1985-89	86	38	44	82	52/88
	Tom Murray, F	1968-70	47	35	47	82	22/68
	John Anzelc, D/F	1985-89	114	27	55	82	47/108
	Spanky Leonard, F	2001-04	134	28	54	82	50/100



TOP 100 SCORERS



NO	NAME, POS	YEARS	GMS	GLS	AST	PTS	PEN/MIN
56.	Matt Watson, F	1986-90	92	33	48	81	26/70
	Terry Courtney, F	1990-93	117	41	40	81	172/426
	Mike Phillipich, F	2006-Pres.	96	29	45	74	43/89
59.	Mike Veneri, F	1988-91	83	19	53	72	44/107
60.	Chuck Pribyl, D	1972-75	111	19	52	71	51/118
	Brian Reaney, D	2000-03	127	16	55	71	97/226
62.	Dan McAlister, F	1991-95	121	34	36	70	66/176
63.	Brian Gineo, D	2004-07	143	22	46	68	41/82
64.	Gordon Curphy, F	1974-78	92	36	31	67	43/97
	Steve Asbell, D	1974-78	81	30	37	67	17/42
	Bill Luukkonen, D	1975-79	110	23	44	67	48/98
67.	Jace Anders, D	1999-02	144	16	50	66	27/54
68.	Joe Chapman, F	1984-87	104	26	39	65	48/94
	Jeff Hajner, F	2007-Pres.	79	28	37	65	42/92
70.	Tom Zupancich, F/D	1984-88	107	22	41	63	49/109
	Dave Stangl, F	1969-72	86	29	34	63	24/56
	Rich Lund, D	1978-82	100	15	48	63	57/110
73.	Dan Greene, D	1987-91	89	14	47	61	31/63
74.	Jay Mosley, F	1984-86	78	23	36	59	36/74
	Steve Maturo, F	1993-97	111	25	34	59	40/93
76.	Steve Saari, F	1980-83	100	22	35	57	33/66
	Justin Scott, D	1993-97	122	17	40	57	77/158
	Kevin McManaman, D	1985-89	104	16	41	57	76/157
	Dave Leibbrand, F	1980-83	100	22	35	57	13/34
	Ryan Wiggins, F	2002-05	130	25	32	57	28/67
	Josh Schaffer, F	2005-08	132	22	35	57	48/115
82.	Jim Andersen, F	1983-86	91	33	23	56	40/88
	Brooks Turnquist, D	2003-06	142	12	43	55	76/162
84.	Theo Zacour, F	2004-07	119	21	32	53	40/102
	Matt Charbonneau, D	2005-08	140	11	42	53	85/184
	Michael Mayra, D	2006-Pres.	89	7	44	51	69/109
	Brent Olson, F	2006-Pres.	83	19	32	51	35/70
88.	Keith Nightingale, D	1984-87	88	20	30	50	44/134
	Mike DesRoche, F	1995-98	88	29	21	50	33/66
90.	Steve Mead, D	2002-05	130	6	43	49	57/97
91.	John Yelle, D	1981-83	55	26	22	48	42/98
	Brendan Connelly, F	1999-00	73	20	28	48	26/71
	Brandon Merkosky, F	2004-05	67	21	27	48	32/64
	Greg Flynn, D	2006-Pres.	96	9	39	48	53/106
95.	Bill Andersen, D	1981-83	97	16	31	47	54/110
	Jim Brunkow, D	1984-87	111	7	40	47	17/34
97.	Jeff Banks, F	1985-89	93	23	23	46	22/47
	Bob Sullivan, F	1981-84	86	23	23	46	59/130
	Kurt Rohloff, D	1986-90	100	14	32	46	51/114
	Tom Starkey, F	2001-04	137	22	24	46	44/88
	Josh Frider, F	2006-Pres.	110	26	20	46	33/66

CURRENT PLAYERS IN BOLD ITALIC



Academic All-Americans

The Falcon hockey team has had three players earn Academic All-American honors and four players have earned academic all-district honors a total of five times.

Justin Kieffer, a 1999 USAFA graduate, became AFA's first Academic All-American. An operations research major with a 3.7 GPA, Kieffer was named to the CoSIDA Academic All-American third team in 1998.

Brian Gornick, a 2002 graduate, was named to the CoSIDA Academic All-American third team in 2002. The forward from St. Paul, Minn., carried a 3.9 grade point average in operations research.

Mike Polidor, a 2004 graduate, was named to the CoSIDA Academic All-American team in 2004. The goaltender from Imperial, Penn., carried a 3.9 grade point average in astronomical engineering.

Kieffer and Gornick were first-team academic all-district selections in their respective seasons. Polidor was a two-time first-team academic all-district selection in 2003 and 2004. Jeff Zurick, a 2002 graduate, earned first-team academic all-district honors in 2002. Frank Schiavone was a first-team academic all-district selection in 2008.



Justin Kieffer



Brian Gornick



Mike Polidor


All-Americans

Air Force claimed its first, and only, All-American in the 2006-07 season as Eric Ehn was named to the American Hockey Coaches Association East second team. Ehn also earned first-team All-American honors by Inside College Hockey.com and U.S. College Hockey Online. Ehn was second in the nation in scoring with 24 goals, 40 assists and 64 points. Ehn became the first ever service academy player to earn All-American honors. He is also the first ever player from the Atlantic Hockey Association or the College Hockey America conference.

Hobey Baker Award

Ehn became the first service academy player to ever be named a finalist for the Hobey Baker Memorial Award, given annually to the nation's top collegiate player. Not only was Ehn one of 10 finalists, he was chosen as one of the final three, The Hobey Hat Trick.

The center from Dexter, Mich., was invited to the NCAA Frozen Four in St. Louis for the awards presentation. Ehn was joined at the awards ceremony by Notre Dame goaltender David Brown and North Dakota forward Ryan Duncan, who won the award.



Team MVPs

1968-69 Kim Newman, So., G	1992-93 Eric Rice, Sr., F
1969-70 Kim Newman, Jr., G	1993-94 Andy Veneri, Jr., F
1970-71 Kim Newman, Sr., G	1994-95 Beau Bilek, Sr., D
1971-72 Bob Ross, Sr., C	1995-96 Mark DeGironimo, Sr., F
1972-73 Steve Mullvain, Sr., D	1996-97 Todd Lafortune, Sr., F
1973-74 Chuck Delich, Fr., C	*1997-98 Justin Kieffer, Jr., F
1974-75 Gerry Micheletti, Sr., D	*1998-99 Justin Kieffer, Sr., F
1975-76 Chuck Delich, Jr., C	*1999-00 Marc Kielkucki, Jr., G
1976-77 Doug Leibbrand, Sr., D	*2000-01 Marc Kielkucki, Sr., G
1977-78 Bob Sajevic, So., C	*2001-02 Derek Olson, Sr., F
1978-79 Tom Talbot, Sr., G	*2002-03 Andy Berg, Sr., F
1979-80 Mike Smellie, Sr., F	*2003-04 Spanky Leonard, Sr., F
1980-81 Mike Drake, Jr., G	*2004-05 Brandon Merkosky, So., F
1981-82 Mike Drake, Sr., G	Peter Foster, So., G
1982-83 Dave Leibbrand, Sr., G	*2005-06 Eric Ehn, So., F
1983-84 Bruce Umland, Sr., F	*2006-07 Eric Ehn, Jr., F
1984-85 Frank Daldine, jr., F	*2007-08 Andrew Volkening, So., G
1985-86 Tim Hartje, Sr., F	
1986-87 John Manney, jr., F	
1987-88 Joe Doyle, Jr., F	
1988-89 Joe Doyle, Sr., F	
1989-90 Matt Watson, Sr., F	
1990-91 Mike Parent, Sr., D	
1991-92 Mark Liebich, Sr., G	

** Beginning in 1997-98, the MVP award was named the Chuck Delich Award in honor of the Academy's all-time leading scorer.*

Big Six

The Air Force Academy honors six cadet-athletes at the end of each academic year for their performance. The six categories are Most Valuable Male and Female Athletes, Scholar-Athlete, Athletic Leadership, Athletic Excellence and Outstanding Athletic Achievement. Since 1969, nine Falcon hockey players have been honored.

MALE MVP

1974-75 Gerry Micheletti
2001-02 Brian Gornick
2006-07 Eric Ehn

ATHLETIC

LEADERSHIP

1973-74 Jim Skalko
2006-07 Billy Devoney
2007-08 Frank Schiavone

ATHLETIC

ACHIEVEMENT AWARD

1998-99 Justin Kieffer

ATHLETIC

EXCELLENCE AWARD

1975-76 Chuck Delich
1976-77 Chuck Delich
1979-80 Bob Sajevic
1997-98 Justin Kieffer

SCHOLAR-ATHLETE

AWARD

2003-04 Mike Polidor



Scott Bradley, 2001 CHA Student-Athlete of the Year



**Atlantic Hockey Association
Player of the Year**

Eric Ehn, 2007
Junior, Center



Mike Polidor, 2004 CHA Student-Athlete of the Year

**College Hockey America
Player of the Year**

Mark Kielkucki, 2001
Senior, Goalie

**College Hockey America
Student-Athlete of the Year**

Scott Bradley, 2001
Senior, Wing

Brian Gornick, 2002
Senior, Center

Mike Polidor, 2004
Senior, Goalie

Brooks Turnquist, 2006
Senior, Defenseman

**College Hockey America
Rookie of the Year**

Andy Berg, 2000
Freshman, Center



Brooks Turnquist, 2006 CHA Student-Athlete of the Year




Marc Kielkucki, 2001 CHA Player of the Year



Brian Gornick, 2002 CHA Student-Athlete of the Year



Eric Ehn, 2007 AHA Player of the Year



Andy Berg

1999-2000 (CHA)

Brian Gornick, So., F
Second Team

Andy Berg, Fr., F
All-Rookie Team

2000-01 (CHA)

Marc Kielkucki, Sr., G
First Team

Brian Gornick, Jr., F
First Team

Andy Berg, So., F
Second Team

Joe Locallo, Fr., D
All-Rookie Team

2001-02 (CHA)

Derek Olson, Sr., F
First Team

Zach Sikich, Fr., G
All-Rookie Team

2002-03 (CHA)

Andy Berg, Sr., F
Second Team

Brian Reaney, Sr., D
Second Team

2004-05 (CHA)

Brian Gineo, So., D
Second Team

Matt Charbonneau, Fr., D
All-Rookie Team

Eric Ehn, Fr., F
All-Rookie Team

2005-06 (CHA)

Eric Ehn, So, F
Second Team

Michael Mayra, Fr., D
Second Team

Michael Mayra, Fr., D
All-Rookie Team

2006-07 (AHA)

Eric Ehn, Jr., F
First Team

Andrew Ramsey, Sr., F
Second Team

2007-08 (AHA)

Greg Flynn, Jr., D
Second Team

Eric Ehn, Sr., F
Third Team

ACADEMIC ALL-CONFERENCE

1999-2000 (CHA)

Scott Bradley
Brendan Connelly
Brian Gornick
Mike Keough
Billy O'Reilly
Matt Zitzlsperger
Jeff Zurick

2000-01 (CHA)

Scott Bradley
Brian Gornick
Justin Hamilton
Billy O'Reilly
Jeff Zurick

2001-02 (CHA)

Brian Gornick
Justin Hamilton
Mike Polidor
Jeff Zurick

2002-03 (CHA)

Justin Hamilton
Mike Polidor

2003-04 (CHA)

Matt Bader
Buck Kozlowski
Ross Miller
Mike Polidor
Brooks Turnquist

2004-05 (CHA)

Matt Bader
Mike Knaeble
Ross Miller
Brooks Turnquist
Ben Worker

2005-06 (CHA)

Matt Bader
Matt Charbonneau
Billy Devoney
Eric Ehn
Mike Knaeble
Jay Medenwaldt
Brooks Turnquist
Frank Schiavone
Peter Shenk
Ben Worker
Theo Zacour

2006-07 (AHA)

Billy Devoney
Matt Fairchild
Greg Flynn
Brian Gineo
Mike Phillipich
Brian Reese
Frank Schiavone
Ben Worker
Theo Zacour

2007-08 (AHA)

Matt Charbonneau
Eric Ehn
Matt Fairchild
Greg Flynn
Mike Phillipich
Frank Schiavone



Goaltender Andrew Volkening was named to the all-tournament team at the NCAA Northeast Regional in Worcester, Mass., March 30, 2008.

Volkening became Air Force's first player in school history to be named to an NCAA Regional all-tourney team. He made 30 saves in the game vs. top-seeded Miami and made numerous spectacular stops. His stick save on a shot by Jarod Palmer in the second period was named the No. 1 Play of the Day on ESPN, March 29.

The sophomore from Genoa, Ill., held the nation's top scoring team to just two goals in regulation. Miami ended up winning the game, 3-2 in overtime.

NCAA NORTHEAST REGIONAL ALL-TOURNAMENT TEAM

Forward: Nathan Gerbe, Boston College
Forward: Ryan Jones, Miami (Ohio)
Forward: Joe Whitney, Boston College
Defenseman: Alec Martinez, Miami (Ohio)
Defenseman: Nick Petrecki, Boston College
Goaltender: Andrew Volkening, Air Force

Most Outstanding Player: Joe Whitney, B.C.



Vic Heyliger Award - This award, voted on by the team, is the cornerstone of Air Force hockey. It is awarded to the player whose dedication, character, leadership and work ethic exemplifies Falcon hockey. "The Father of Air Force Hockey," Heyliger came to the Academy in 1966 to coach the club team and took it to the Division I level in 1968. He was elected to the U.S. Hockey Hall of Fame in 1974.

The Heyliger




Matt Charbonneau

*Presented by Murray Hamilton
Falcon Blue Line Club*

- | | |
|------------------------|--------------------------|
| 1997-98 Justin Kieffer | 2003-04 Shane Saum |
| 1998-99 Joe Kramer | 2004-05 Matt Bader |
| 1999-00 Mike Keough | 2005-06 Matt Bader |
| 2000-01 Scott Bradley | 2006-07 Billy Devoney |
| 2001-02 Brian Rodgers | 2007-08 Matt Charbonneau |
| 2002-03 Scott Zwiers | |

The Delich



Andrew Volkening


*Presented by Phillip Delich
Son of Chuck Delich*

- | | |
|------------------------|--|
| 1997-98 Justin Kieffer | 2003-04 Spanky Leonard |
| 1998-99 Justin Kieffer | 2004-05 Brandon Merkosky and
Peter Foster |
| 1999-00 Marc Kielkucki | 2005-06 Eric Ehn |
| 2000-01 Marc Kielkucki | 2006-07 Eric Ehn |
| 2001-02 Derek Olson | 2007-08 Andrew Volkening |
| 2002-03 Andy Berg | |

Chuck Delich Award (Most Valuable Player) - This award, voted on by the team, is named after the Falcons' all-time leading scorer and the No. 8 scorer in the history of NCAA hockey. He still holds 14 AFA records and earned the Academy's Athletic Excellence award in 1976 and 1977. He served as the Falcons' head coach from 1985-97. His 154 career coaching wins are tied as the most in AFA history.

John Matchefts Award (Freshman of the Year) - This award, voted on by the team, is named in honor of the Falcons' second coach. Matchefts, a member of the U.S. Hockey Hall of Fame, played on three national championship teams at Michigan from 1951-53. In 11 seasons, he led the Falcons to a 154-150-6 record to tie as the most wins in school history. He earned a silver medal as an alternate captain on the 1956 USA Olympic team.

The Matchefts



Derrick Burnett

*Presented by Cass Casada
Falcon Blue Line Club*

- | | |
|--|--|
| 1997-98 Scott Bradley | 2003-04 Brian Gineo |
| 1998-99 Brendon Connelly | 2004-05 Eric Ehn and
Matt Charbonneau |
| 1999-00 Andy Berg | 2005-06 Michael Mayra and
Mike Phillipich |
| 2000-01 Joe Locallo | 2006-07 Jeff Hajner |
| 2001-02 Steve Mead | 2007-08 Derrick Burnett |
| 2002-03 Brooks Turnquist and
Steve Cook | |

The Cronk



Matt Charbonneau

Presented by Larry Cronk

- | | |
|-------------------------|--------------------------|
| 1997-98 Mike McGuire | 2003-04 Shane Saum |
| 1998-99 Nels Grafstrom | 2004-05 Seth Pelletier |
| 1999-00 Mike Keough | 2005-06 Billy Devoney |
| 2000-01 Justin Hamilton | 2006-07 Billy Devoney |
| 2001-02 Justin Hamilton | 2007-08 Matt Charbonneau |
| 2002-03 Justin Hamilton | |

Larry Cronk Award (Most Inspirational) - This award, voted on by the team, is presented to the player whose play on the ice inspired his team and most typifies Falcon hockey. Cronk, who currently manages the penalty box at home games, has been a part of AFA hockey since its inception in 1966. He was an assistant coach on the first varsity team and also served as equipment manager and rink manager.



Most Improved Player Award
- This award, voted on by the team, is presented to the player who has made the most improvement over the course of the season or from one season to the next.

Most Improved



Brent Olson

*Presented by Roger McFarland
Falcon Blue Line Club*

- 1997-98 Mike DesRoche
- 1998-99 Marc Kielkucki
- 1999-00 Brian Rodgers
- 2000-01 Kyle Fransdal
- 2001-02 Tom Starkey
- 2002-03 Ryan Wiggins

- 2003-04 Mike Knaeble
- 2004-05 Brian Reese
- 2005-06 Josh Schaffer
- 2006-07 Ben Worker
- 2007-08 Brent Olson

Defense

Defensive Player of the Year - This award is presented to the defensive player who the coaching staff feels was the team's most diligent defensive performer. Defensive habits and skills with a plus-minus ratio are factors used to select this recipient.



Greg Flynn

*Presented by Brian Jerman
Awards Banquet Master of Ceremonies*

- 1997-98 Chad Shenk
- 1998-99 Joe Kramer
- 1999-00 Jace Anders
- 2000-01 Jeff Zurick
- 2001-02 Joe Locallo
- 2002-03 Brian Reaney

- 2003-04 Steve Mead
- 2004-05 Brian Gineo
- 2005-06 Brooks Turnquist
- 2006-07 Billy Devoney
- 2007-08 Greg Flynn

Jim Bowman Award (Scholar-Athlete) - The Jim Bowman Award, selected by the hockey eligibility committee, is presented to the upperclassman who has excelled in both the classroom and on the ice. The award is named after a man who has put his heart and soul, not only into Air Force hockey, but into Air Force athletics as well. As a coach and administrator since 1958, Bowman's extensive experience has been instrumental to the success of Falcon athletics.

The Bowman



Frank Schiavone

*Presented by Col. Mike Van Valkenburg
Officer Representative*

- 1997-98 Erik Oberg
- 1998-99 Matt Zitzlsperger
- 1999-00 Mike Keough
- 2000-01 Brian Gornick and
Jeff Zurick
- 2001-02 Brian Gornick


- 2002-03 Mike Polidor
- 2003-04 Mike Polidor
- 2004-05 Ross Miller
- 2005-06 Ben Worker
- 2006-07 Ben Worker
- 2007-08 Frank Schiavone




Billy Devoney, a 2007 graduate, earned three of the team's top awards after the 2006-07 season. He earned the Heyliger, the Cronk and the Defensive Player of the Year awards. Devoney is one of only two players in school history to win three of the team's major awards in one season. Defenseman Mike Keough won three after the 1999-2000 season.




Several former Air Force players, Beau Bilek, Marc Kielkucki, Brian Gornick and Brian Reaney have all played professional hockey after completing successful careers at the Cadet Ice Arena.




BILEK



KIELKUCKI



GORNICK



REANEY

Beau Bilek (top left), a four-year letterwinner, ranks 24th on AFA's career scoring list and third among defensemen. Bilek graduated from the Academy in 1995 but was not commissioned due to a medical condition. Bilek played four seasons in the Chicago Blackhawks organization (1996-99), mostly with the Columbus Chill of the ECHL and the Indianapolis Ice of the IHL. He was the Chill's top scoring defenseman for three seasons and a two-time all-star.

Marc Kielkucki (top right), a 2001 graduate of the Academy, signed as a free agent with the San Jose Sharks in the summer of 2001. The 6-foot-5, 200-pounder from Brooklyn Park, Minn., was named the CHA Player of the Year in 2001. In 2002, he played in 11 games with the Dayton Bombers of the East Coast Hockey League. In 2003 while on active duty, he played in 23 games with the ECHL's Cincinnati Cyclones and had a 9-9 record with a 3.30 GAA and a .896 saves percentage. (Photo by Myst Hornyak).

Brian Gornick (bottom left) became the first Falcon and just the second service academy player to be selected in the NHL Draft. The 6-foot-5, 210-pounder from St. Paul, Minn., was drafted in the ninth round by the Anaheim Mighty Ducks in 1999. Gornick was a first-team all-College Hockey America selection in 2001. Gornick graduated from the Academy in 2002 and is a second lieutenant in the Air Force. In 2002-03, he played in 54 games with the Cincinnati Mighty Ducks of the AHL. He scored two goals and had four assists. In 2003-04, he played 24 games with the Mighty Ducks. He then played 18 games with the San Diego Gulls (ECHL) and had 24 points (9-15-24).

Brian Reaney (bottom right) played three years in the East Coast Hockey League while stationed at Shaw AFB, S.C.. He played 30 games with the Florence Pride of the East Coast Hockey League in 2003-04. He also played 11 games for the Columbia Inferno of the ECHL in 2004-05 and four in 2005-06. A defenseman from Park Ridge, Ill., Reaney had seven points in Florence and had one assist in Columbia. Reaney is a 2003 graduate of the Air Force Academy. A four-year letterman, Reaney was a second-team all-College Hockey America selection as a senior. He finished his career ranked 10th in school history for points by a defenseman with 71 (16-55-71) in 127 games.

Four other former Falcons had brief stints in professional hockey. **Justin Kieffer**, a 1999 graduate, played one game with the Colorado Gold Kings of the West Coast Hockey League in 1999 and tallied one assist. Kieffer is tied for 13th on Air Force's career scoring list with 142 points in 133 games as a forward from 1996-99. A captain in the Air Force, he is stationed in Minneapolis, Minn. **Sean Broderick**, a 2001 graduate, played in the preseason with the Oklahoma City Blazers of the Central Hockey League in 2001-02 and 2004-05 while stationed at Tinker AFB, Okla.. Broderick was a four-year letterman at goalie and played in 41 career games at AFA. **Andy Berg and Shane Saum** played in 2005-06 with the Columbia Inferno of the ECHL. Berg played in 38 games over two seasons with the Inferno and had three goals and three assists. Saum played in eight games but did not score. Both were second lieutenants in the Air Force stationed at Shaw AFB. Berg, a 2003 graduate, is tied for 13th in Air Force career scoring with 142 points in 140 games. He is a two-time all-CHA selection and former team MVP. Saum, a 2004 graduate, was the team's captain in 2003-04 who earned the prestigious Heyliger Award as a senior.

Most Saves

PERIOD: 31, by Tom Talbot vs. Chicago St. (2nd), Feb. 28, 1976.
OVERTIME: 10, by Kim Newman vs. Ohio, Feb. 14, 1970.
GAME: 64, by Dave Spannbauer vs. Lake Forest, Nov. 15, 1975.
SERIES: 121, by Al Morrison vs. Michigan St., Jan. 19-20, 1973.
SEASON: 1,166, by Kim Newman, 1969-70.
CAREER: 3,270 by Al Morrison, 1971-75.



Kim Newman

Most Goals Allowed

PERIOD: 9, by Mike Drake vs. Northeastern (2nd), Jan. 2, 1982.
GAME: 17, by Mike McNeal vs. Clarkson, Dec. 29, 1982.
SERIES: 25, by Tom Talbot vs. Boston College, Jan. 5-6, 1979.
SEASON: 181, by Al Morrison, 1972-73.
CAREER: 480, by Al Morrison, 1971-75.



Al Morrison

Fewest Saves

PERIOD: 0, by Al Morrison vs. Lake Forest (2nd), Feb. 22, 1975.
GAME: 6, Pat Kielb vs. Villanova, Jan. 10, 1997.
SERIES: 20, Marc Kielkucki vs. Concordia, Nov. 20-21, 1998.
OVERTIME: 0, by numerous players

Highest Saves Percentage

SERIES: 1.000, by Mike Drake vs. Northern Arizona, Jan. 18-19, 1980; and Pat Kielb vs. Mankato State, Feb. 11-12, 1994.
SEASON: .911 by Andrew Volkening, 2007-08.
CAREER: .903, by Kim Newman, 1968-71
 .906 by Andrew Volkening, 2007-Pres.

Lowest Goals Allowed Average

SERIES: 0, by Mike Drake vs. Northern Arizona, Jan. 18-19, 1980 and Pat Kielb vs. Mankato State, Feb. 11-12, 1994.
SEASON: 2.09 by Andrew Volkening, 2007-08
CAREER: 2.94 by Peter Foster, 2004-07
 2.19 by Andrew Volkening, 2007-Pres.

Lowest Saves Percentage

GAME: .600, by Jack Sundstrom vs. St. Anselm, Jan. 10, 1987.
SERIES: .718, by Pat Kielb vs. Mankato State, Feb. 21-22, 1997.
SEASON: .811, by Pat Kielb, 1994-95.
CAREER: .815, by Mike Benson, 1991-95.

Highest Goals Allowed Average

GAME: 17.0, by Mike McNeal vs. Clarkson, Dec. 29, 1982.
SERIES: 12.5, by Tom Talbot vs. Boston College, Jan. 6, 1979.
SEASON: 6.9, by Mike McNeal, 1982-83.
CAREER: 5.2, by Mike Drake, 1978-82.

Most Shutouts

SERIES: 2, by Mike Drake vs. Northern Arizona, Jan. 18-19, 1980; and by Pat Kielb vs. Mankato State, Feb. 11-12, 1994.
SEASON: 5, by Marc Kielkucki, 1998-99; and Peter Foster, 2004-05
CAREER: 10, by Marc Kielkucki, 1998-01.




Marc Kielkucki

Most Goalie Minutes

SEASON: 2,271, Andrew Volkening, 2007-08.
CAREER: 6,180, Al Morrison, 1971-75.

Most Consecutive Shutout Periods

SEASON: 8, by Pat Kielb, Feb. 5 to Feb. 18, 1997.



John Moes

Goaltender Records

Over 35 Games

Name	Years	Gms	Svs	Gls	GAA	Sho	Pct
Andrew Volkening	07-Pres.	49	983	99	2.19	5	.906
Kim Newman	68-71	74	3228	345	4.66	4	.903
Marc Kielkucki	98-01	110	2502	311	3.16	10	.889
Peter Foster	04-07	86	1688	218	2.94	7	.886
Mike Polidor	01-04	95	2255	304	3.62	1	.881
Tom Talbot	75-79	73	2389	324	4.43	0	.881
John Moes	85-88	40	1085	146	3.65	2	.881
Mark Liebich	88-90	97	2551	353	4.05	2	.878
Aaron Ratfield	97-98	38	829	115	3.37	2	.878
Mike Blank	87-90	39	1033	145	3.9	0	.876
Dave Spannbauer	73-77	45	1385	198	4.4	2	.875
Sean Broderick	98-01	41	580	81	3.73	1	.873
Al Morrison	71-75	105	3270	480	4.6	4	.872
Mike Drake	78-82	73	2244	378	5.2	2	.859
John Ducharme	82-86	36	890	164	4.7	0	.844
Pat Kielb	93-97	101	2296	424	4.19	3	.842
Mike Benson	91-95	36	742	173	4.66	1	.815

Under 35 Games

Name	Years	Gms	Svs	Gls	GAA	Sho	Pct
Ed Fairbrother	74-75	1	3	0	0.0	0	1.000
Jeremy High	00-02	4	24	2	2.0	0	.923
Will Heppner	69-70	1	18	2	2.0	0	.900
Ben Worker	05-07	15	252	30	2.35	3	.891
Zach Sikich	02	10	197	26	3.26	0	.883
Ian Harper	05-Pres.	34	618	85	3.28	1	.879
Darec Liebel	89-93	29	645	119	4.1	0	.876
David Goodley	03	8	147	23	3.74	0	.865
T.J. O'Shaughnessy	82-86	34	726	126	4.4	0	.852
Matt Crandall	82-85	18	553	97	5.5	0	.850
Jack Sundstrom	86-87	24	443	81	5.0	0	.845
Kevin McLaughlin	82-83	5	130	25	5.9	0	.838
Bob Ligday	70-73	4	62	12	3.6	0	.837
Jon Marsh	96	4	90	21	5.5	0	.811



Most Goals

PERIOD: 4, by Bob Ross vs. Wisconsin-Superior (1st), Nov. 27, 1971; Bob Sajevic vs. Winnipeg (1st), Jan. 26, 1980.
GAME: 6, by Chuck Delich vs. Lake Forest, Nov. 17, 1973.
SERIES: 9, by Chuck Delich vs. Chicago State, Feb. 27-28, 1976.
SEASON: 44, by Chuck Delich, 1975-76.
CAREER: 156, by Chuck Delich, 1974-77.
DEFENSE: 47, by Bob Ingraham, 1990-93



Bob Ross

Most Assists

PERIOD: 5, by Todd Zejdlik vs. Gustavus Adolphus (1st), Feb. 7, 1975; Mike Smellie vs. Winnipeg (1st), Jan. 26, 1980.
GAME: 7, by Jim Skalko vs. Lake Forest, Nov. 17, 1973.
SERIES: 9, by Bob Sajevic vs. Hamline, Dec. 2-3, 1977.
SEASON: 49, by Dave Skalko, 1971-72.
CAREER: 144, by Dave Skalko, 1969-73.
DEFENSE: 95, by Gerry Micheletti, 1972-75.

Most Points

PERIOD: 5, by Pat Carmichael vs. Stanford (2nd), Feb. 19, 1972; Bob Ross vs. Wis.-Superior (1st), Nov. 28, 1972; Jim Skalko vs. Lake Forest (3rd), Nov. 17, 1973; Todd Zejdlik vs. Gustavus Adolphus (1st), Feb. 7, 1975; Bob Sajevic vs. Winnipeg (1st), Jan. 26, 1980; Mike Smellie vs. Winnipeg (1st), Jan. 26, 1980.
GAME: 8, by Chuck Delich vs. Chicago State, Feb. 28, 1976.
SERIES: 12, by Chuck Delich vs. Chicago State, Feb. 27-28, 1976.
SEASON: 79, by Chuck Delich, 1975-76.
CAREER: 279, by Chuck Delich, 1973-77.
DEFENSE: 127, by Gerry Micheletti, 1972-75.

Most Hat Tricks

PERIOD: 1, by Numerous Players. Most recently by Justin Kieffer vs. Army, March 1, 1997.
SERIES: 2, by Steve Hall vs. Ohio, Feb. 20-21, 1970; Bob Ross vs. Wisconsin-Superior, Dec. 11-12, 1970; Chuck Delich vs. Chicago State, Feb. 27-28, 1976 and Western Michigan, Feb. 4-5, 1977; Bob Sajevic vs. New Hampshire, Nov. 18-19, 1977 and Winnipeg, Jan. 25-26, 1980; Robin Robideaux vs. Hamline, Dec. 2-3, 1977.
SEASON: 9, Chuck Delich, 1975-76.
CAREER: 26, by Chuck Delich, 1974-77.



Chuck Delich


Most Consecutive Games Scoring

GOALS: 14, by Chuck Delich from Jan. 4, 1974 through Feb. 16, 1974.
ASSISTS: 9, by Bob Ross from Jan. 17, 1970 through Feb. 14, 1970.
POINTS: 24, by Chuck Delich from Dec. 7, 1973 through Nov. 16, 1974.
HAT TRICKS: 3, by Bob Ross from Dec. 11, 1970 through Jan. 8, 1971; Chuck Delich from Feb. 1, 1977 through Feb. 5, 1977; Bob Sajevic from Nov. 12, 1977 through Nov. 19, 1977.

Salute: Following every home game, the Falcons salute the fans by tapping their sticks on the ice and then raising them to the crowd. At the completion of the Army series last year, right, both teams gathered at center ice to salute the crowd at Tate Rink in West Point.

Most Penalties

PERIOD: 4, Mark Skibinski vs. Rochester Institute of Technology (2nd), Dec. 1, 1990; Terry Courtney vs. Colo. College (2nd), Jan. 22, 1991, Feb. 24, 1990; Dan Davies vs. Brown, Jan. 18, 1997.
GAME: 6, (twice) most recently by Dan McAlister vs. Alaska-Anchorage, Feb. 26, 1993.
SERIES: 9, (twice) most recently by Mark Majewski vs. Alabama-Huntsville, Feb. 23-24, 1990.
SEASON: 49, by Terry Courtney, 1990-91.
CAREER: 172, by Terry Courtney, 1990-93.



Mark Skibinski

Most Penalty Minutes


PERIOD: 20, by Dan McAlister vs. Alaska-Anchorage, Feb. 26, 1993.
GAME: 26, by Dan McAlister vs. Alaska-Anchorage, Feb. 26, 1993; Dan Davies vs. Brown, Jan. 18, 1997.
SERIES: 30, by Terry Courtney vs. Army, Feb. 7-8, 1992; Mark Majewski vs. Alabama-Huntsville, Feb. 23-24, 1990.
SEASON: 131, by John Giusto, 1992-93.
CAREER: 426, by Terry Courtney, 1990-93.

Most Power Play Goals

(no records before 1981-82)
SEASON: 15, Mark Manney, 1981-82; and Andy Berg, 2002-03
CAREER: 34, John Decker, 1992-95.

Most Short-handed Goals

(no records before 1985-86)
GAME: 2, Mike Knaeble vs. Alabama-Huntsville, Nov. 1, 2003
SEASON: 5, Eric Rice, 1991-92.
CAREER: 7, Eric Rice, 1990-93.



John Klimek

Most Game-winning Goals

(no records before 1985-86)
SEASON: 5, John Klimek, 1986-87; Derek Olson, 1999-2000
CAREER: 10, Andy Veneri, 1991-95.





TEAM RECORDS



Most Games (Season)

PLAYED: 40, 2006-07
WINS: 25, 1971-72.
DIVISION I WINS: 21, 2007-08
LOST: 24, 1995-96; and 2002-03
TIED: 6, 2007-08
OVERTIME GAMES: 11, 2007-08
OVERTIME WINS: 3, 2004-05

Most Goals

PERIOD: 8 vs. Wis.-Superior (1st), Nov. 27, 1971.
GAME: 16 vs. Stanford, Jan. 21, 1972.
SERIES: 29 vs. Stanford, Feb. 18-19, 1972.
SEASON: 227, 1971-72.

Most Assists

PERIOD: 13 vs. Winnipeg (1st), Jan. 26, 1980.
GAME: 24 vs. Stanford, Jan. 21, 1972.
SERIES: 38 vs. Iowa State, Dec. 13-14, 1974.
SEASON: 316, 1971-72.

Most Points

PERIOD: 20 vs. Winnipeg (1st), Jan. 26, 1980.
GAME: 40 vs. Stanford, Jan. 21, 1972.
SERIES: 65 vs. Iowa State, Dec. 13-14, 1974.
SEASON: 543, 1971-72.

Most Penalties

PERIOD: 15 vs. Alaska-Anchorage (3rd), Feb. 26, 1993.
GAME: 21 vs. Alaska-Anchorage, Feb. 26, 1993.
SERIES: 32 vs. Alaska-Anchorage, Feb. 26, 1993.
SEASON: 326, 1998-99.

Most Penalty Minutes

PERIOD: 82 vs. Alaska-Anchorage, Feb. 26, 1993.
GAME: 96 vs. Alaska-Anchorage, Feb. 26 1993.
SERIES: 137 vs. Alaska-Anchorage, Feb.26-27, 1993.
SEASON: 802, 1992-93.

Combined Points

PERIOD: 26 vs. Boston College (2nd), Jan. 6, 1979.
GAME: 51 vs. Boston College, Jan. 6, 1979.
SERIES: 88 vs. Chicago State, Feb. 27-28, 1976.
SEASON: 841, 1972-73 (AF-405, OPP-436).

Combined Goals

PERIOD: 10 vs. Boston College (2nd), Jan. 6, 1979.
GAME: 21 vs. Boston College, Jan. 6, 1979.
SERIES: 37 vs. Chicago State, Feb. 27-28, 1976 (AF-27, CS-10).
SEASON: 356, 1972-73 (AF-166, OPP-190)

Combined Assists

PERIOD: 16 vs. Boston College (2nd), Jan. 6, 1979.
GAME: 30 vs. Boston College, Jan. 6, 1979.
SERIES: 51 vs. Chicago State, Feb. 27-28, 1976; vs. Boston College, Jan. 6, 1979.
SEASON: 485, 1972-73 (AF-239, OPP-246).

Combined Penalties

PERIOD: 36 vs. Alaska-Anchorage (3rd), Feb. 26, 1993.
GAME: 48 vs. Alaska-Anchorage, Feb. 26, 1993.
SERIES: 72 vs. Alaska-Anchorage, Feb. 26-27, 1993.
SEASON: 675, 1992-93.

Combined Penalty Minutes

PERIOD: 207 vs. Alaska-Anchorage (3rd), Feb. 26, 1993.
GAME: 231 vs. Alaska-Anchorage, Feb. 26, 1993.
SERIES: 298 vs. Alaska-Anchorage, Feb. 26-27, 1993.
SEASON: 1,680, 1992-93.

Most Opponent Goals

GAME: 17 by Clarkson, 17-0, Dec. 29, 1982
SEASON: 194, 1982-83.

Biggest Win Margin

GAME: 14 vs. Iowa St. (15-1), Dec. 11, 1974.

Biggest Loss Margin

GAME: 17 vs. Clarkson, 17-0, Dec. 29, 1982.

Fastest Goal

GAME: 0:08, Tom Richards vs. St. Scholastica, Feb. 6, 1981.
League: 0:13 Brian Gineo vs. Bemidji State, Oct. 28, 2005
PERIOD: 0:06 (3rd) by Steve Mullvain vs. Notre Dame, Mar. 7, 1970.
League: 0:10 (3rd) by Brian Reese vs. RIT, Feb. 13, 2006

Fastest Two Goals

Six Seconds - 6:03 by Bob Fleury, 6:09 by Bob Ross vs. Illinois, Jan. 24, 1969; and 5:10 by Bob Ross, 5:16 by Bob Ross vs. Stanford, Jan. 21, 1972.

Fastest Three Goals

32 Seconds - 5:15 by Mark Kartarik, 5:26 by Kevin Pedersen, 5:47 by Mark Kartarik vs. Augsburg, Feb. 15, 1975.

Fastest Four Goals

One minute, 23 seconds - 12:49 by John Bingaman, 13:13 by Gary Batinich, 13:25 by Kevin Pedersen, 14:12 by Chuck Delich vs. Chicago State, Feb. 28, 1976.

Fastest Two Goals to Start Game

38 Seconds: Brian Gineo (:18) and Seth Pelletier (:38) vs. Bemidji State, Jan. 7, 2005

Hat Tricks

SEASON: 15, 1975-76.

Saves

SEASON: 1,184, 1969-70.

Power-Play Goals

(No records kept before 1971-72)
SEASON: 61, 1994-95.

Short-handed Goals

(No records kept before 1971-72)
GAME: 3 vs. Alabama-Huntsville, Nov. 1, 2003 (Mike Knaeble two and Matt Bader one)
SEASON: 13, 1991-92.

Fewest PPG Allowed

(No records kept before 1971-72)
SEASON: 21, 1987-88.

Fewest Short-handed Goals Allowed

(No records kept before 1971-72)
SEASON: 2, 1997-98; 2000-01

Best Power-Play Percentage

(No records kept before 1971-72)
SEASON: 26.4, 1994-95.

Best Penalty-kill Percentage

(No records kept before 1971-72)
SEASON: 85.1, 2000-01.

Streaks

WINS: 10 - Jan. 25 to Feb. 22, 1975.
LOSSES: 14 - Nov. 11, 1995 to Jan. 13, 1996.
UNBEATEN: 11 - Jan. 24 to Feb. 22, 1975.
UNBEATEN VS. DIVISION I TEAMS: 9 - Feb. 9-March 16, 2008
WINS AT HOME: 13 - Dec. 13, 1974 through Feb. 22, 1975.
LOSSES AT HOME: 8 - Nov. 11, 1995 to Jan. 13, 1996.
WINS ON ROAD: 5, Feb. 9-March 16, 2008.
LOSSES ON ROAD: 35 - Feb. 11, 1995 to Feb. 27, 1998.
UNBEATEN ON ROAD: 5, Feb. 9-March 16, 2008

Opponent Season Records

ASSISTS: 280, 1982-83
POINTS: 474, 1982-83
PENALTIES: 366, 1993-94
PENALTY MINUTES: 892, 1993-94
SAVES: 1,170, 1986-87
HAT TRICKS: 7, 1972-73

POINTS

YEAR	NAME, POS.	G	AST	PTS
1968-69	Steve Hall, C	21	22	43
1969-70	Dave Skalko, C	19	34	53
1970-71	Bob Ross, C	33	23	56
1971-72	Dave Skalko, C	27	49*	76
1972-73	Dave Skalko, C	13	44	57
1973-74	Chuck Delich, F	43	24	67
1974-75	Chuck Delich, F	38	26	64
1975-76	Chuck Delich, F	44*	35	79*
1976-77	Chuck Delich, F	31	38	69
1977-78	Bob Sajevic, C	25	34	59
1978-79	Mike Smellie, F	34	31	65
1979-80	Bob Sajevic, C	35	29	64
1980-81	Tom Richards, C	22	20	42
1981-82	Mark Manney, F	27	26	53
1982-83	Frank Daldine, F	16	21	37
1983-84	Frank Daldine, F	17	14	31
1984-85	Frank Daldine, F	28	16	44
1985-86	Frank Daldine, F	18	26	44
1986-87	John Klimek, F	19	29	48
1987-88	Joe Delich, F	17	25	42
1988-89	Joe Doyle, F	24	24	48
1989-90	Matt Watson, F	18	20	38
1990-91	Jason Mantaro, F	15	29	44
1991-92	Bob Ingraham, D	14	24	38
1992-93	Eric Rice, F	12	15	27
1993-94	Beau Bilek, D	9	33	42
1994-95	Mark DeGironimo, F	20	19	39
	John Decker, F	16	23	39
1995-96	Mark DeGironimo, F	17	24	41
1996-97	Todd Lafortune, C	20	23	43
1997-98	Justin Kieffer, C	24	27	51
1998-99	Justin Kieffer, C	14	24	38
1999-00	Scott Bradley, W	13	25	38
	Brian Gornick, C	13	25	38
2000-01	Andy Berg, C	16	21	37
2001-02	Derek Olson, C	21	18	39
2002-03	Andy Berg, C	22	18	40
2003-04	Spanky Leonard, W	11	16	27
2004-05	Brandon Merkosky, W	14	17	31
2005-06	Eric Ehn, C	14	21	35
2006-07	Eric Ehn, C	24	40	64
2007-08	Brent Olson, W	18	20	38
	Jeff Hajner, C	15	23	38

PPG

YEAR	NAME	PPG
1981-82	Mark Manney	15*
1982-83	F. Daldine/B. Umland	8
1983-84	Frank Daldine	10
1984-85	Frank Daldine	9
1985-86	John Klimek	6
1986-87	John Klimek	6
1987-88	Joe Delich	7
1988-89	Joe Doyle	6
1989-90	Matt Watson	11
1990-91	Bob Ingraham	8
1991-92	Bob Ingraham	8
1992-93	Eric Rice	8
1993-94	John Decker	11
1994-95	Andy Veneri	13
1995-96	Mark DeGironimo	9
1996-97	Justin Kieffer	8
1997-98	Justin Kieffer	14
1998-99	Brian Gornick	6
1999-00	Gornick/Zwiers/Rodgers	6
2000-01	Brian Gornick	8
2001-02	Derek Olson	11
2002-03	Andy Berg	15*
2003-04	Spanky Leonard	6
2004-05	Brandon Merkosky	10
2005-06	Josh Schaffer/Brian Reese	6
2006-07	Andrew Ramsey	10
2007-08	Jeff Hajner	9

GOALS

YEAR	NAME, POS.	G	AST	PTS
1968-69	Steve Hall, C	21	22	43
1969-70	Steve Hall, C	31	18	49
1970-71	Bob Ross, C	33	23	56
1971-72	Bob Ross, C	39	31	70
1972-73	Dave Bunker, F	28	16	44
1973-74	Chuck Delich, F	43	24	67
1974-75	Chuck Delich, F	38	26	64
1975-76	Chuck Delich, F	44*	35	79*
1976-77	Chuck Delich, F	31	38	69
1977-78	Bob Sajevic, C	25	34	59
1978-79	Mike Smellie, F	34	31	65
1979-80	Bob Sajevic, C	35	29	64
1980-81	Tom Richards, C	22	20	42
1981-82	Mark Manney, F	27	26	53
1982-83	Frank Daldine, F	16	21	37
1983-84	Frank Daldine, F	17	14	31
1984-85	Frank Daldine, F	28	16	44
1985-86	Tim Hartje, F	19	21	40
1986-87	John Manney, F	21	25	46
1987-88	Joe Delich, F	17	25	42
	Joe Doyle, F	17	21	38
1988-89	Joe Doyle, F	24	24	48
1989-90	Mark Majewski, F	20	15	35
1990-91	Bob Ingraham, D	18	22	40
1991-92	Eric Rice, F	21	15	36
1992-93	Eric Rice, F	12	15	27
1993-94	Andy Veneri, F	21	20	41
1994-95	Mark DeGironimo, F	20	19	39
	Andy Veneri, F	20	15	35
1995-96	Mark DeGironimo, F	17	24	41
1996-97	Justin Kieffer, F	23	11	34
1997-98	Justin Kieffer, F	24	27	51
1998-99	Justin Kieffer, F	14	24	38
	Nels Grafstrom, F	14	12	26
1999-00	Scott Bradley, W	13	25	38
	Brian Gornick, C	13	25	38
2000-01	Andy Berg, C	16	21	37
	Brian Gornick, C	16	17	33
2001-02	Derek Olson, C	21	18	39
2002-03	Andy Berg, C	22	18	40
2003-04	Shane Saum, W	13	11	24
2004-05	Brandon Merkosky, W	14	17	31
2005-06	Eric Ehn, C	14	21	35
2006-07	Eric Ehn, C	24	40	64
2007-08	Brent Olson, W	18	20	38

SHG

YEAR	NAME	SHG
1985-86	Three Players	1
1986-87	Jim Jirele	3
1987-88	M. Mason/T. Supancich	2
1988-89	None	--
1989-90	Mark Majewski	2
1990-91	Three Players	1
1991-92	Eric Rice	5*
1992-93	None	--
1993-94	Andy Veneri	4
1994-95	Mark DeGironimo	2
1995-96	Todd Lafortune	2
1996-97	Three Players	2
1997-98	Three Players	2
1998-99	Two Players	1
1999-00	Five Players	1
2000-01	Two Players	2
2001-02	Tom Starkey	1
2002-03	T. Starkey/S. Pelletier	1
2003-04	Mike Knaeble	3
2004-05	None	--
2005-06	Mike Knaeble	1
2006-07	Mike Phillipich	1
2007-08	Matt Fairchild	3

* Denotes School Record

ASSISTS

YEAR	NAME, POS.	AST	G	PTS
1968-69	Steve Hall, C	22	21	43
1969-70	Dave Skalko, C	34	19	53
1970-71	Steve Hall, F	25	19	44
1971-72	Dave Skalko, C	49*	27	76
1972-73	Dave Skalko, C	44	13	57
1973-74	Dave Bunker, F	25	18	43
1974-75	Gerry Micheletti, D	36	14	50
1975-76	Gary Batinich, F	42	22	64
1976-77	Tom Uren, D	39	9	48
1977-78	Bob Sajevic, C	34	25	59
1978-79	Bob Sajevic, C	33	32	65
1979-80	Mike Smellie, F	32	23	55
1980-81	Tom Richards, C	20	22	42
1981-82	Mark Manney, F	26	27	53
	Tom Richards, C	26	22	48
1982-83	Frank Daldine, F	21	16	37
	Mark Manney, F	21	10	31
1983-84	Frank Daldine, F	14	17	31
	Bruce Umland, C	14	15	29
1984-85	John Klimek, C	18	10	28
1985-86	Frank Daldine, F	26	18	44
1986-87	John Klimek, F	29	19	48
1987-88	Joe Delich, F	25	17	42
1988-89	Joe Delich, F	31	13	44
1989-90	Dan Greene, D	22	8	30
1990-91	Jason Mantaro, F	29	15	44
1991-92	Bob Ingraham, D	24	14	38
1992-93	Eric Rice, F	15	12	27
1993-94	Beau Bilek, D	33	9	42
1994-95	Beau Bilek, D	29	8	37
1995-96	Mark DeGironimo, F	24	17	41
1996-97	Todd Lafortune, F	23	20	43
1997-98	Justin Kieffer, F	27	24	51
1998-99	Justin Kieffer, F	24	14	38
1999-00	Scott Bradley, W	25	13	38
	Brian Gornick, C	25	13	38
2000-01	Scott Bradley, W	22	4	26
2001-02	Spanky Leonard, W	24	5	29
2002-03	Scott Zwiers, W	22	13	35
2003-04	Steve Mead, D	17	2	19
2004-05	Brandon Merkosky, W	17	14	31
2005-06	Eric Ehn, C	21	14	35
2006-07	Eric Ehn, C	40	24	64
2007-08	Jeff Hajner, W	23	15	38
	Greg Flynn, D	23	3	31

GWG

YEAR	NAME	GWG
1985-86	Tim Hartje	4
1986-87	John Klimek	5
1987-88	Mike Mason	3
1988-89	Four Players	2
1989-90	M. Majewski/B. Ingraham	3
1990-91	J. Mantaro/B. Ingraham	3
1991-92	Eric Rice	3
1992-93	Three Players	2
1993-94	Three Players	3
1994-95	Andy Veneri	4
1995-96	Pat Ryan	2
1996-97	Steve Maturro/Justin Kieffer	2
1997-98	Nels Grafstrom	3
1998-99	Nels Grafstrom	4
1999-00	Derek Olson	5
2000-01	Scott Zwiers	3
2001-02	Shane Saum	3
2002-03	Ryan Wiggins	4
2003-04	Leonard/Saum/Zacour	2
2004-05	Four Players	2
2005-06	Josh Schaffer/Eric Ehn	2
2006-07	Andrew Ramsey	6*
2007-08	Jeff Hajner	3



Pen/Min

YEAR	NAME	Pen-Min.
1968-69	Doug Johnson	20-59
1969-70	Dave Skalko	26-68
1970-71	Jim Skalko	39-97
1971-72	Gerry Micheletti	29-74
1972-73	Gerry Micheletti	38-94
1973-74	Gerry Micheletti	33-82
1974-75	Gerry Micheletti	43-105
1975-76	Chuck Pribyl	27-68
1976-77	Robin Robideaux	26-55
1977-78	Robin Robideaux	22-55
1978-79	Robin Robideaux	26-62
1979-80	Steve Moes	27-54
1980-81	Steve Moes	25-58
1981-82	Rich Lund	23-46
1982-83	Neil Schubert	23-58
1983-84	Bob Sullivan	26-54
1984-85	Dan Johnson	24-48
1985-86	Jim Anderson	25-58
1986-87	Keith Nightingale	25-56
1987-88	Kevin McManaman	22-46
1988-89	Kevin McManaman	28-59
1989-90	T.J. Courtney	32-85
1990-91	T.J. Courtney	49-110
1991-92	T.J. Courtney	47-113*
1992-93	John Giusto	43-131
1993-94	Andy Veneri	31-66
1994-95	John Decker	30-76
1995-96	Brian Mulligan	25-71
1996-97	Dan Davies	27-91
1997-98	Justin Kieffer	37-86
1998-99	Tony Lawrence	38-92
1999-00	Brian Reaney	29-66
2000-01	Ryan Smith	19-41
2001-02	Brian Reaney	19-46
2002-03	Shane Saum	28-86
2003-04	Shane Saum	26-60
2004-05	Andrew Ramsey	30-87
2005-06	Brooks Turnquist	20-50
2006-07	Andrew Ramsey	25-61
2007-08	Matt Charbonneau	30-60

Saves/%

YEAR	NAME	Saves/%
1968-69	Kim Newman	939/.882
1969-70	Kim Newman	*1166/.899
1970-71	Kim Newman	1123/.908
1971-72	Al Morrison	769/.882
1972-73	Al Morrison	1132/.858
1973-74	Al Morrison	749/.875
1974-75	Al Morrison	620/.883
1975-76	Dave Spannbauer	849/.881
1976-77	Tom Talbot	605/.905
1977-78	Tom Talbot	687/.847
1978-79	Tom Talbot	960/.889
1979-80	Mike Drake	444/.862
1980-81	Mike Drake	914/.869
1981-82	Mike Drake	886/.840
1982-83	Mike McNeal	604/.830
1983-84	Mike Crandall	514/.852
1984-85	Jay Ducharme	399/.836
1985-86	T.J. O'Shaughnessy	296/.880
1986-87	John Moes	570/.889
1987-88	John Moes	510/.873
1988-89	Mark Liebich	488/.881
1989-90	Mark Liebich	600/.886
1990-91	Mark Liebich	572/.865
1991-92	Mark Liebich	814/.871
1992-93	Darec Liebel	560/.846
1993-94	Pat Kielb	427/.854
1994-95	Pat Kielb	593/.811
1995-96	Pat Kielb	797/.851
1996-97	Pat Kielb	479/.832
1997-98	Aaron Ratfield	577/.878
1998-99	Marc Kielkucki	700/.879
1999-00	Marc Kielkucki	802/.887
2000-01	Marc Kielkucki	947/.908
2001-02	Mike Polidor	682/.887
2002-03	Mike Polidor	882/.880
2003-04	Mike Polidor	628/.882
2004-05	Peter Foster	660/.900
2005-06	Peter Foster	422/.868
2006-07	Ben Worker	251/.896
2007-08	Andrew Volkening	813/.911*

GAA

YEAR	NAME	GAA
1968-69	Kim Newman	5.68
1969-70	Kim Newman	4.50
1970-71	Kim Newman	4.10
1971-72	Al Morrison	3.70
1972-73	Al Morrison	6.00
1973-74	Al Morrison	4.83
1974-75	Al Morrison	4.83
1975-76	Dave Spannbauer	4.79
1976-77	Tom Talbot	3.40
1977-78	Gary Hennings	5.00
1978-79	Tom Talbot	4.20
1979-80	Mike Drake	4.20
1980-81	Mike Drake	5.30
1981-82	Mike Drake	5.70
1982-83	T.J. O'Shaughnessy	5.70
1983-84	John Ducharme	4.40
1984-85	Jay Ducharme	4.60
1985-86	T.J. O'Shaughnessy	3.33
1986-87	John Moes	3.48
1987-88	John Moes	3.99
1988-89	Mark Liebich	4.27
1989-90	Mike Blank	3.44
1990-91	Mike Blank	4.49
1991-92	Mark Liebich	4.24
1992-93	Mike Benson	4.40
1993-94	Pat Kielb	3.54
1994-95	Pat Kielb	4.49
1995-96	Pat Kielb	4.70
1996-97	Pat Kielb	4.81
1997-98	Aaron Ratfield	3.42
1998-99	Marc Kielkucki	3.33
1999-00	Marc Kielkucki	3.05
2000-01	Marc Kielkucki	2.85
2001-02	Mike Polidor	3.39
2002-03	Mike Polidor	3.90
2003-04	Peter Foster	3.03
2004-05	Peter Foster	2.66
2005-06	Peter Foster	3.09
2006-07	Ben Worker	2.25
2007-08	Andrew Volkening	2.09*

Goals

YEAR	NAME	Goals
1968-69	D. Johnson/L. Tetlow	1
1969-70	Doug Johnson	3
1970-71	Ron Nagurski	10
1971-72	Steve Mullvain	8
1972-73	Gerry Micheletti	10
1973-74	Gerry Micheletti	6
1974-75	Gerry Micheletti	14*
1975-76	Doug Liebbrand	9
1976-77	Doug Liebbrand	14*
1977-78	Bill Luukkonen	9
1978-79	Bill Luukkonen	10
1979-80	Rich Lund	4
1980-81	Rich Lund	4
1981-82	Rich Lund	5
1982-83	Several Players	2
1983-84	Bill Anderson	5
1984-85	Bill Anderson	7
1985-86	Keith Nightingale	6
1986-87	Tom Zupancich	12
1987-88	Kevin McManaman	8
1988-89	John Anzelc	11
1989-90	Bob Ingraham	13
1990-91	Bob Ingraham	14*
1991-92	Bob Ingraham	14*
1992-93	Bilek/ DeGironimo	6
1993-94	Beau Bilek	9
1994-95	Beau Bilek	8
1995-96	Justin Scott	6
1996-97	Dan Davies/Justin Scott	5
1997-98	Dan Davies	5
1998-99	Dan Davies	4
1999-00	Jace Anders	7
2000-01	B. Reaney/J. Locallo	3
2001-02	Brian Reaney	6
2002-03	Brian Reaney	3
2003-04	Brooks Turnquist	4
2004-05	Brian Gineo	9
2005-06	Brian Gineo	6
2006-07	Billy Devoney	5
2007-08	Greg Flynn	8

Assists

YEAR	NAME	Assists
1968-69	Doug Johnson	7
1969-70	Steve Mullvain	13
1970-71	Steve Mullvain	19
1971-72	Steve Mullvain	36
1972-73	Gerry Micheletti	24
1973-74	Gerry Micheletti	24
1974-75	Gerry Micheletti	36
1975-76	Doug Liebbrand	39*
1976-77	Tom Uren	39*
1977-78	Bill Luukkonen	17
1978-79	Bill Luukkonen	19
1979-80	Rich Lund	17
1980-81	Steve Moes	16
1981-82	Rich Lund	18
1982-83	Tom Zuccaro	4
1983-84	James Brunkow	7
1984-85	Keith Nightingale	10
1985-86	Tom Zupancich	15
1986-87	John Anzelc	16
1987-88	Kevin McManaman	15
1988-89	John Anzelc	19
1989-90	Dan Greene	22
1990-91	Bob Ingraham	22
1991-92	Bob Ingraham	24
1992-93	Beau Bilek	14
1993-94	Beau Bilek	33
1994-95	Beau Bilek	29
1995-96	Dan Davies	12
1996-97	Dan Davies	18
1997-98	Dan Davies	19
1998-99	Dan Davies	16
1999-00	Jace Anders	14
2000-01	Jace Anders	19
2001-02	Brian Reaney	12
2002-03	B. Reaney/S. Mead	19
2003-04	Steve Mead	17
2004-05	Brian Gineo	14
2005-06	Brian Gineo	15
2006-07	Michael Mayra	15
2007-08	Greg Flynn	23

Points

YEAR	NAME	Points
1968-69	Doug Johnson	7
1969-70	Steve Mullvain	15
1970-71	Steve Mullvain	26
1971-72	Steve Mullvain	44
1972-73	Gerry Micheletti	34
1973-74	Gerry Micheletti	30
1974-75	Gerry Micheletti	50*
1975-76	Doug Liebbrand	48
1976-77	Tom Uren	48
1977-78	Bill Luukkonen	26
1978-79	Bill Luukkonen	22
1979-80	Steve Moes	19
1980-81	Steve Moes	19
1981-82	Rich Lund	23
1982-83	Tom Zuccaro	6
1983-84	Bill Anderson	11
1984-85	Keith Nightingale	16
1985-86	Tom Zupancich	18
1986-87	Tom Zupancich	27
1987-88	Kevin McManaman	23
1988-89	John Anzelc	28
1989-90	Bob Ingraham	30
1990-91	Bob Ingraham	40
1991-92	Bob Ingraham	38
1992-93	Beau Bilek	20
1993-94	Beau Bilek	42
1994-95	Beau Bilek	37
1995-96	Dan Davies	17
1996-97	Dan Davies	23
1997-98	Dan Davies	24
1998-99	Dan Davies	20
1999-00	Jace Anders	21
2000-01	Jace Anders	21
2001-02	Brian Reaney	18
2002-03	Brian Reaney	22
2003-04	Steve Mead	19
2004-05	Brian Gineo	23
2005-06	Brian Gineo	21
2006-07	Michael Mayra	16
2007-08	Greg Flynn	31



SCORES VS. OPPONENTS



THE FOUNDATION OF AIR FORCE HOCKEY

Prior to the Air Force hockey program going Division I in 1968-69, cadets had been playing hockey, both indoors and outdoors, since 1958. In 1966, Vic Heyliger was hired to coach the Air Force hockey club team and then make the transition to Division I in 1968. Heyliger, a former NHL player with the Chicago Blackhawks, started the Academy program after leading the University of Michigan to six national championships in 13 years. Heyliger's club teams played schedules that included teams from the the University of Illinois, Ohio State and Bowling Green.

The Air Force hockey program is trying to recapture some of the history of these club teams. Below is a list of players who helped pioneer the sport of hockey at the Air Force Academy. Most of these former players do not show up as lettermen as letters are only awarded for varsity competition. If anyone has more information about the club era of Air Force hockey, feel free to contact sports information director Dave Toller at Dave.Toller@usafa.edu.

Frank Birk, D	Hal Henderson, D	Frank Setterquist, W
Bob Boots, W	Eric Kliner, D	Scott Sonnenberg, W
Pete Bracci, W	Ted Legasey, W	George Stagno, W
Roger Carlson, W	Bill McConnell, W	Bob Stewart, W
John Carson, W	Bruce McFadzean, D	Lew Tetlow, D
Dave Croitteau, G	Pat Nesbitt, C	Gene Thompson, D
Mark Denney, G	Kim Newman, G	Tom Waugh, W
Bob Fleury, W	Joe O'Gorman, F	Steve Wyman, D
Dale Franz, D	Tom Perrot, W	
Steve Hall, C	Harry Rodman, F	

1968-69 (6-12)

Dec. 13	NOTRE DAME	1-8
Dec. 14	NOTRE DAME	4-5
Jan. 10	at Bowling Green	2-5
Jan. 11	at Bowling Green	1-11
Jan. 17	OHIO STATE	6-4
Jan. 18	OHIO STATE	4-6
Jan. 24	ILLINOIS	6-2
Jan. 25	ILLINOIS	7-0
Jan. 31	OHIO UNIV.	6-9
Feb. 1	LAKE FOREST	2-4
Feb. 7	Wis. St.-River Falls @	4-7
Feb. 8	Wis. St.-River Falls @	6-8
Feb. 14	BOWLING GREEN	6-7
Feb. 15	BOWLING GREEN	4-6
Feb. 21	at Ohio State	5-7
Feb. 22	at Ohio State	7-4
Feb. 28	ST. JOHN'S (MINN.)	6-1
Mar. 1	ST. JOHN'S (MINN.)	8-6
Mar. 22	Army (ex.)\$	4-12
Mar. 23	Army (ex.)\$	0-8

@ at St. Paul Academy, St. Paul, Minn.
\$ Exhibition game played in St. Petersburg, FL
HEAD COACH: Vic Heyliger
LEADING SCORER: Steve Hall, C, 21 goals, 22 assists, 43 points

1969-70 (11-17-1)

Nov. 28	Rainy River @	3-5
Nov. 29	Rainy River @	8-5
Dec. 5	COLO. COLLEGE	1-5
Dec. 6	at Colo. College	2-8
Dec. 13	GUSTAVUS ADOLPHUS	4-8
Dec. 14	GUSTAVUS ADOLPHUS	4-2
Jan. 2	Penn*	4-6

Jan. 3	Hamilton*	1-2
Jan. 9	ST. MARY'S (MINN.)	9-3
Jan. 10	ST. MARY'S (MINN.)	2-4
Jan. 16	LAKE FOREST	4-2
Jan. 17	LAKE FOREST	5-0
Jan. 23	at Ohio St.	0-2
Jan. 24	at Ohio St.	1-7
Jan. 30	NOTRE DAME	5-11
Feb. 3	NOTRE DAME	5-4
Feb. 6	WIS. ST.-RIVER FALLS	9-3
Feb. 7	WIS. ST.-RIVER FALLS	7-6
Feb. 13	at Ohio Univ.	4-5
Feb. 14	at Ohio Univ.	4-4 ot
Feb. 16	at Lake Forest	8-2
Feb. 20	OHIO UNIV.	6-3
Feb. 21	OHIO UNIV.	5-4 ot
Feb. 27	OHIO ST.	2-5
Feb. 28	OHIO ST.	5-6
Mar. 6	at Notre Dame	3-4
Mar. 7	at Notre Dame	3-6
Mar. 13	ROYAL MILITARY (CAN)	4-5 ot
Mar. 14	ROYAL MILITARY (CAN)	2-6

* — Buffalo Tournament
@ — at International Falls, Minn.
HEAD COACH: Vic Heyliger
LEADING SCORER: Dave Skalko, C, 19 goals, 34 assists, 53 points

1970-71 (15-11-2)

Nov. 20	at Ohio Univ.	3-2 ot
Nov. 21	at Ohio St. \$	4-3 ot
Nov. 26	at Wis. St.-Superior	4-0
Nov. 27	at Wis. St.-Superior	9-2
Dec. 4	at St. Louis	4-7
Dec. 6	at St. Louis	3-5

Dec. 11	WIS. ST.-SUPERIOR	13-4
Dec. 12	WIS. ST.-SUPERIOR	8-5
Jan. 8	NOTRE DAME	4-5
Jan. 9	NOTRE DAME	2-4
Jan. 15	COLO. COLLEGE	5-8
Jan. 16	at Colo. College	7-7 ot
Jan. 22	at Ohio St.	2-3
Jan. 23	at Ohio St.	5-2
Jan. 29	at Royal Military (Can.)	4-2
Jan. 30	at Royal Military (Can.)	5-5 ot
Feb. 5	GUSTAVUS ADOLPHUS	4-5
Feb. 6	GUSTAVUS ADOLPHUS	6-5
Feb. 12	COLO. COLLEGE	7-4
Feb. 13	at Colo. College	5-8
Feb. 19	OHIO ST.	4-0
Feb. 20	OHIO ST.	1-5
Feb. 26	ST. LOUIS	6-4
Feb. 27	ST. LOUIS	7-6
Mar. 5	OHIO UNIV.	4-3
Mar. 6	OHIO UNIV.	5-4
Mar. 12	at Notre Dame	0-5
Mar. 13	at Notre Dame	1-4

\$ — at Athens, Ohio
HEAD COACH: Vic Heyliger
LEADING SCORER: Bob Ross, 33 goals, 23 assists, 56 points

1971-72 (25-6)

Nov. 19	at Lake Forest	8-4
Nov. 20	at Lake Forest	8-2
Nov. 26	at Wis. St.-Superior	4-3
Nov. 27	at Wis. St.-Superior	10-5
Dec. 3	ST. THOMAS (MINN.)	9-2
Dec. 4	ST. THOMAS (MINN.)	4-2
Dec. 10	COLORADO	10-2
Dec. 11	COLORADO	7-2
Jan. 1	Dalhousie*	5-6 ot
Jan. 2	Princeton*	6-1
Jan. 7	ROYAL MILITARY (CAN.)	5-2
Jan. 8	ROYAL MILITARY (CAN.)	6-5
Jan. 14	at St. Louis	4-6
Jan. 15	at St. Louis	7-5
Jan. 19	COLO. COLLEGE	4-12
Jan. 21	Stanford \$	16-3
Jan. 26	at Denver	3-6
Jan. 28	ST. LAWRENCE	3-5
Jan. 29	ST. LAWRENCE	7-4
Feb. 4	GUSTAVUS ADOLPHUS	6-4
Feb. 5	GUSTAVUS ADOLPHUS	4-1
Feb. 11	at Colorado	11-1
Feb. 12	at Colorado	14-5
Feb. 16	at Colo. College	3-11
Feb. 18	STANFORD	14-3
Feb. 19	STANFORD	14-4
Feb. 25	CONCORDIA (MINN.)	5-3
Feb. 26	CONCORDIA (MINN.)	9-3
Mar. 5	COLO. COLLEGE	10-5
Mar. 11	at Iowa St.	3-2
Mar. 12	at Iowa St.	7-0

* — Bowdoin Tour., Brunswick, Maine
HEAD COACH: Vic Heyliger
LEADING SCORER: Dave Skalko, C, 27 goals, 49 assists, 76 points



1972-73 (16-16)

Nov. 17	at Lake Forest	7-6 ot
Nov. 18	at Lake Forest	7-2
Nov. 23	Boston Univ.*	4-10
Nov. 24	Minn.-Duluth*	2-7
Nov. 25	Lake Superior St.*	3-14
Dec. 1	CONCORDIA (MINN.)	6-5 ot
Dec. 2	CONCORDIA (MINN.)	5-4 ot
Dec. 8	COLO. COLLEGE	3-6
Dec. 9	COLO. COLLEGE	4-6
Dec. 27	Bowling Green**	4-3 ot
Dec. 28	Michigan St.**	1-4
Jan. 5	Augsburg***	4-6
Jan. 6	CONCORDIA (MINN.)	6-2
Jan. 12	WIS. ST.-RIVER FALLS	9-4
Jan. 13	WIS. ST.-RIVER FALLS	11-2
Jan. 19	at Michigan St.	1-10
Jan. 20	at Michigan St.	5-11
Jan. 23	at Colorado College	4-14
Jan. 26	at Royal Military (Can.)	5-4
Jan. 27	at Royal Military (Can.)	7-8
Feb. 2	GUSTAVUS ADOLPHUS	7-0
Feb. 3	GUSTAVUS ADOLPHUS	3-7
Feb. 9	LAKE FOREST	6-3
Feb. 10	LAKE FOREST	8-2
Feb. 11	at Denver	3-4 ot
Feb. 16	at St. Lawrence	4-7
Feb. 17	at St. Lawrence	3-10
Feb. 21	at Colo. College	6-9
Mar. 2	at St. Thomas (Minn.)	7-3
Mar. 3	at St. Thomas (Minn.)	8-4
Mar. 9	ST. LOUIS	8-9 ot
Mar. 10	ST. LOUIS	5-4 ot

* — Christmas City Tourn., Duluth, Minn.

** — Flint Tournament, Flint, Mich.

*** — Richfield Tourn., Richfield, Minn.

HEAD COACH: Vic Heyliger

LEADING SCORER: Dave Skalko, C, 13 goals, 44 assists, 57 points

1973-74 (12-15)

Nov. 16	LAKE FOREST	9-2
Nov. 17	LAKE FOREST	12-2
Nov. 23	at Denver	4-6
Nov. 30	COLO. COLLEGE	1-15
Dec. 1	at Colo. College	4-6
Dec. 7	MICHIGAN ST.	3-7
Dec. 8	MICHIGAN ST.	4-6
Dec. 27	Michigan*	6-7 ot
Dec. 28	York (Can.)*	4-5
Jan. 4	at Gustavus Adolphus	6-3
Jan. 5	at Gustavus Adolphus	2-4
Jan. 11	ST. MARY'S (MINN.)	13-0
Jan. 12	ST. MARY'S (MINN.)	10-3
Jan. 18	at Ohio St.	2-5
Jan. 19	at Ohio St.	2-5 ot
Jan. 25	ROYAL MILITARY (CAN.)	5-2
Jan. 26	ROYAL MILITARY (CAN.)	7-5
Feb. 1	ST. THOMAS (MINN.)	7-2

Feb. 2	ST. THOMAS (MINN.)	4-10
Feb. 8	at St. Louis	3-0
Feb. 9	at St. Louis	3-11
Feb. 15	AUGSBURG	8-2
Feb. 16	AUGSBURG	10-3
Feb. 22	Merrimack**	2-4
Feb. 23	Lake Forest**	8-5
Mar. 1	BOWLING GREEN	2-6
Mar. 2	BOWLING GREEN	2-1

* — Flint Tournament, Flint, Mich.

** — Lake Forest Tourn., Lake Forest, Ill.

HEAD COACH: Vic Heyliger

LEADING SCORER: Chuck Delich, F, 43 goals, 24 assists, 67 points

1974-75 (24-5-1)

Nov. 15	at New Hampshire	7-6
Nov. 16	at New Hampshire	4-9
Nov. 20	COLORADO	6-0
Nov. 22	OHIO ST.	2-1
Nov. 23	OHIO ST.	3-2
Nov. 29	at Alaska-Anchorage	7-3
Nov. 30	at Alaska-Anchorage	4-3
Dec. 6	ST. THOMAS (MINN.)	11-5
Dec. 7	ST. THOMAS (MINN.)	1-6
Dec. 10	IOWA ST.	10-2
Dec. 11	IOWA ST.	15-1
Jan. 10	ST. CLOUD ST. (MINN.)	9-1
Jan. 11	ST. CLOUD ST. (MINN.)	7-5
Jan. 15	at Colo. College	1-0
Jan. 17	ST. JOHN'S (MINN.)	7-3
Jan. 18	ST. JOHN'S (MINN.)	15-2
Jan. 21	at Denver	4-7
Jan. 24	at Royal Military (Can.)	4-4 ot
Jan. 25	at Royal Military (Can.)	7-1
Jan. 31	at Wis.-River Falls	6-2
Feb. 1	at Wis.-River Falls	9-0
Feb. 7	GUSTAVUS ADOLPHUS	11-8
Feb. 8	GUSTAVUS ADOLPHUS	6-2
Feb. 14	AUGSBURG	5-3

Feb. 15	AUGSBURG	5-4
Feb. 19	COLO. COLLEGE	7-6 ot
Feb. 21	LAKE FOREST	6-2
Feb. 22	LAKE FOREST	11-1
Feb. 28	at Bowling Green	3-5
Mar. 1	at Bowling Green	2-7

HEAD COACH: John Matchefts

LEADING SCORER: Chuck Delich, C, 38 goals, 26 assists, 64 points

1975-76 (16-10)

Nov. 14	at Lake Forest	8-2
Nov. 15	at Lake Forest	5-3
Nov. 21	at Mankato St.	7-5
Nov. 22	at Mankato St.	8-3
Nov. 27	Colgate*	2-6
Nov. 28	Pennsylvania*	7-5
Dec. 5	MANITOBA (CAN.)	3-4
Dec. 6	MANITOBA (CAN.)	9-6
Dec. 12	CONCORDIA (MINN.)	5-4
Dec. 13	CONCORDIA (MINN.)	10-4
Jan. 9	WIS.-RIVER FALLS	10-8
Jan. 10	WIS.-RIVER FALLS	3-6
Jan. 13	DENVER	6-11
Jan. 16	BOWDOIN	3-5
Jan. 17	BOWDOIN	2-1
Jan. 23	at Army	0-3
Jan. 24	at Army	9-2
Jan. 30	ROYAL MILITARY (CAN.)	6-2
Jan. 31	ROYAL MILITARY (CAN.)	4-3
Feb. 6	at Western Michigan	7-5
Feb. 7	at Western Michigan	2-6
Feb. 11	at Denver	3-11
Feb. 13	ST. THOMAS (MINN.)	5-7
Feb. 14	ST. THOMAS (MINN.)	5-7
Feb. 27	CHICAGO ST.	13-6
Feb. 28	CHICAGO ST.	14-6

* - Utica Tournament, Utica, N.Y.

HEAD COACH: John Matchefts

LEADING SCORER: Chuck Delich, C, 44 goals, 35 assists, 79 points

1975-76 Air Force Falcons





1976-77 (20-7)

Nov. 12	at Wis.-Stout	6-2
Nov. 13	at Wis.-Stout	3-4 ot
Nov. 19	at St. John's (Minn.)	6-3
Nov. 20	at St. Cloud State	8-4
Nov. 26	York (Can.)*	1-5
Nov. 27	Waterloo (Can.)*	2-4
Dec. 4	ST. JOHN'S (MINN.)	9-1
Dec. 5	ST. JOHN'S (MINN.)	9-2
Dec. 10	MANKATO ST.	10-4
Dec. 11	MANKATO ST.	6-3
Jan. 7	MANITOBA (CAN.)	4-3 ot
Jan. 8	MANITOBA (CAN.)	2-8
Jan. 14	ST. THOMAS (MINN.)	10-4
Jan. 15	ST. THOMAS (MINN.)	12-2
Jan. 21	at Royal Military (Can.)	6-2
Jan. 22	at Royal Military (Can.)	4-1
Jan. 28	ARMY	6-3
Jan. 29	ARMY	6-2
Feb. 1	at Denver	9-8
Feb. 4	WESTERN MICHIGAN	7-3
Feb. 5	WESTERN MICHIGAN	8-9
Feb. 11	at Colo. College	2-7
Feb. 13	COLO. COLLEGE	4-5
Feb. 18	AUGSBURG	7-6 ot
Feb. 19	AUGSBURG	7-4
Feb. 25	WINNIPEG (CAN.)	6-2
Feb. 26	WINNIPEG (CAN.)	10-3

* - Thanksgiving Holiday Tournament, Binghamton, N.Y.

HEAD COACH: John Matchefts


LEADING SCORER: Chuck Delich, C, 31 goals, 38 assists, 69 points

1977-78 (9-17)

Nov. 11	at Wis.-Stout	7-3
Nov. 12	at Wis.-Stout	9-6
Nov. 18	NEW HAMPSHIRE	7-11
Nov. 19	NEW HAMPSHIRE	6-7
Nov. 25	at St. Louis	0-12
Nov. 27	at St. Louis	2-8
Dec. 2	HAMLIN	10-1
Dec. 3	HAMLIN	9-1
Dec. 9	at Colo. College	5-7
Dec. 10	COLO. COLLEGE	5-6 ot
Dec. 27	at Boston Univ.	7-8
Dec. 28	at Boston College	1-6
Jan. 6	NORTHERN MICH.	1-5
Jan. 7	NORTHERN MICH.	0-3
Jan. 10	DENVER	3-7
Jan. 13	at Wis.-River Falls	2-5
Jan. 14	at Wis.-River Falls	5-3
Jan. 20	ROYAL MILITARY (CAN.)	11-1
Jan. 21	ROYAL MILITARY (CAN.)	10-3
Feb. 3	MANITOBA (CAN.)	6-4
Feb. 4	MANITOBA (CAN.)	1-9
Feb. 10	GUSTAVUS ADOLPHUS	5-2
Feb. 11	GUSTAVUS ADOLPHUS	3-8
Feb. 14	DENVER	3-7
Feb. 17	at Mankato St.	1-7
Feb. 18	at Mankato St.	2-4

HEAD COACH: John Matchefts

LEADING SCORER: Bob Sajevic, C, 25 goals, 34 assists, 59 points



Bob Sajevic

1978-79 (18-12-1)

Nov. 10	at Northern Michigan	3-4
Nov. 11	at Northern Michigan	1-8
Nov. 17	ST. LOUIS	7-8 ot
Nov. 18	ST. LOUIS	3-11
Nov. 24	Northern Arizona@	2-2 ot
Nov. 25	Northern Arizona@	5-1
Dec. 1	MANKATO ST.	5-3
Dec. 2	MANKATO ST.	8-4
Dec. 5	COLO. COLLEGE	6-1
Dec. 8	ST. CLOUD STATE	6-2
Dec. 9	ST. CLOUD STATE	4-3 ot
Dec. 28	Princeton*	3-6
Dec. 29	Rensselaer Polytechnic Inst.*	3-7
Dec. 30	St. Lawrence*	3-4
Jan. 5	BOSTON COLLEGE	1-11
Jan. 6	BOSTON COLLEGE	7-14
Jan. 12	MERRIMACK	3-10
Jan. 13	MERRIMACK	2-1
Jan. 19	at Royal Military (Can.)	9-2
Jan. 20	at Royal Military (Can.)	8-1
Jan. 26	at Gustavus Adolphus	5-1
Jan. 27	at Gustavus Adolphus	4-3
Feb. 2	WIS.-STOUT	11-3
Feb. 3	WIS.-STOUT	13-2
Feb. 6	at Colo. College	3-8
Feb. 9	WIS.-RIVER FALLS	5-2
Feb. 10	WIS.-RIVER FALLS	6-5
Feb. 16	WINNIPEG	4-5
Feb. 17	WINNIPEG	8-3
Feb. 23	U.S. INTERNATIONAL	9-2
Feb. 24	U.S. INTERNATIONAL	5-2


@ — at Albuquerque, N.M.

* — RPI Tournament, Troy, N.Y.

HEAD COACH: John Matchefts

LEADING SCORER: Mike Smellie, RW, 34 goals, 31 assists, 65 points

1977-78 Air Force Falcons





Mike Smellie

1979-80 (15-16)

Nov. 17	at U.S. International	2-13
Nov. 18	at U.S. International	3-6
Nov. 24	at Mankato St.	2-4
Nov. 25	at Mankato St.	2-5
Nov. 30	ST. THOMAS (MINN.)	6-3
Dec. 1	ST. THOMAS (MINN.)	6-5
Dec. 7	ST. SCHOLASTICA	8-11
Dec. 8	ST. SCHOLASTICA	6-5
Dec. 11	COLO. COLLEGE	4-7
Dec. 30	Dartmouth*	3-7
Dec. 31	Maine*	1-6
Jan. 2	at New Hampshire	4-9
Jan. 4	American International**	6-3
Jan. 5	Merrimack**	3-8
Jan. 11	ROYAL MILITARY (CAN.)	3-2
Jan. 12	ROYAL MILITARY (CAN.)	7-3
Jan. 15	at Denver	5-3
Jan. 18	NORTHERN ARIZONA	6-0
Jan. 19	NORTHERN ARIZONA	7-0
Jan. 25	WINNIPEG	6-5
Jan. 26	WINNIPEG	11-2
Feb. 1	at Wis.-River Falls	7-4
Feb. 2	at Wis.-River Falls	6-3
Feb. 5	at Colo. College	2-3
Feb. 8	MANITOBA (CAN.)	6-4
Feb. 9	MANITOBA (CAN.)	7-9
Feb. 12	at Denver	1-11
Feb. 15	U.S. INTERNATIONAL	3-5
Feb. 16	U.S. INTERNATIONAL	3-7
Feb. 22	AUGSBURG	7-6
Feb. 23	AUGSBURG	7-8

* — Auld Lang Syne Tourn., Hanover, N.H.

** — Merrimack Tourn., Andover, Mass.

HEAD COACH: John Matchefts

LEADING SCORER: Bob Sajevic, C, 35 goals, 29 assists, 64 points

1980-81 (13-13)

Nov. 14	at Iowa St.	6-5
Nov. 15	at Iowa St.	5-6
Nov. 21	COLO. COLLEGE	2-6
Nov. 22	at Colo. College	1-6
Nov. 28	at North Dakota	1-7
Nov. 29	at North Dakota	1-8
Dec. 5	WINNIPEG	6-5
Dec. 6	WINNIPEG	7-5
Dec. 28	Cornell*	0-8
Dec. 29	Princeton*	1-7
Jan. 9	KENT ST.	3-4
Jan. 10	KENT ST.	5-2
Jan. 16	BETHEL (MINN.)	7-6ot
Jan. 17	BETHEL (MINN.)	5-3
Jan. 23	at Alaska-Anchorage	4-3ot
Jan. 24	at Alaska-Anchorage	7-6ot
Jan. 27	at Denver	2-10
Jan. 30	WIS.-SUPERIOR	4-2
Jan. 31	WIS.-SUPERIOR	4-1
Feb. 6	ST. SCHOLASTICA	5-2
Feb. 7	ST. SCHOLASTICA	6-4
Feb. 10	DENVER	2-5
Feb. 13	MANKATO ST.	2-5
Feb. 14	MANKATO ST.	4-6
Feb. 21	NEW ENGLAND COLL.	8-6
Feb. 22	NEW ENGLAND COLL.	5-10


* - Broadmoor Holiday Tourn., Colo. Springs, CO

HEAD COACH: John Matchefts

LEADING SCORER: Tom Richards, C, 22 goals, 20 assists, 42 points

1981-82 (12-17-1)

Nov. 13	at Mankato St.	4-9
Nov. 14	at Mankato St.	2-5
Nov. 20	ST. CLOUD STATE	6-4
Nov. 21	ST. CLOUD STATE	6-4
Nov. 27	IOWA ST.	4-3ot
Nov. 28	IOWA ST.	3-5
Dec. 1	COLO. COLLEGE	2-4
Dec. 4	ST. MARY'S (MINN.)	6-5
Dec. 5	ST. MARY'S (MINN.)	4-2
Dec. 30	Lake Superior St.*	2-7
Dec. 31	Minn.-Duluth*	4-10
Jan. 1	Northeastern*	0-14
Jan. 8	HAMLIN	12-3
Jan. 9	HAMLIN	7-4
Jan. 12	at Colo. College	4-10
Jan. 15	BRANDON (CAN.)	7-8ot
Jan. 16	BRANDON (CAN.)	2-4
Jan. 22	WIS.-RIVER FALLS	9-6
Jan. 23	WIS.-RIVER FALLS	6-5ot
Jan. 29	at Iowa St.	6-5
Jan. 30	at Iowa St.	1-4
Feb. 2	at Denver	0-7
Feb. 5	GUSTAVUS ADOLPHUS	1-7
Feb. 6	GUSTAVUS ADOLPHUS	6-5
Feb. 13	WINNIPEG (CAN.)	4-5
Feb. 14	WINNIPEG (CAN.)	7-8ot
Feb. 19	Northern Arizona**	5-7
Feb. 20	U.S. International**	4-5
Feb. 27	ST. OLAF (MINN.)	4-4ot



Frank Daldine

Feb. 28 ST. OLAF (MINN.) 10-1

* — Jeno's Holiday Tourn., Duluth, Minn.

** — Northern Arizona Tourn., Flagstaff, AZ

HEAD COACH: John Matchefts

LEADING SCORER: Mark Manney, LW, 27 goals, 26 assists, 53 points

1982-83 (5-23)

Nov. 12	MANKATO ST.	4-6
Nov. 13	MANKATO ST.	4-6
Nov. 19	at Royal Military (Can.)	4-6
Nov. 20	at Royal Military (Can.)	4-6
Nov. 26	at Wisconsin	1-13
Nov. 27	at Wisconsin	0-14
Dec. 1	U.S. INTERNATIONAL	2-12
Dec. 3	ST. THOMAS (MINN.)	5-2
Dec. 4	ST. THOMAS (MINN.)	4-5ot
Dec. 10	ST. SCHOLASTICA (MN.)	2-3
Dec. 11	ST. SCHOLASTICA (MN.)	2-3
Dec. 29	Clarkson*	0-17
Dec. 30	Toronto*	4-8
Jan. 7	AUGSBURG	0-10
Jan. 8	AUGSBURG	5-6
Jan. 14	WIS.-STEVENS POINT	11-1
Jan. 15	WIS.-STEVENS POINT	9-2
Jan. 21	NORTHERN ARIZONA	3-7
Jan. 22	NORTHERN ARIZONA	4-9
Feb. 1	DENVER	4-11
Feb. 4	WINNIPEG (CAN.)	8-6
Feb. 5	WINNIPEG (CAN.)	3-2ot
Feb. 11	at Gustavus Adolphus	2-5
Feb. 12	at Gustavus Adolphus	3-8
Feb. 18	at Northern Arizona	3-10
Feb. 19	at Northern Arizona	3-8
Feb. 25	ALASKA-ANCHORAGE	4-5
Feb. 26	ALASKA-ANCHORAGE	2-3

* — Syracuse Invitational Tourn., Syracuse, NY

HEAD COACH: John Matchefts

LEADING SCORER: Frank Daldine, RW, 16 goals, 21 assists, 37 points

1983-84 (8-16-2)

Nov. 11	ST. CLOUD STATE	4-3
Nov. 12	ST. CLOUD STATE	7-6ot
Nov. 18	at U.S. International	1-1ot
Nov. 19	at U.S. International	2-5
Nov. 25	ALASKA-ANCHORAGE	4-7
Nov. 26	ALASKA-ANCHORAGE	4-6
Dec. 2	LAKE FOREST	6-4
Dec. 3	LAKE FOREST	2-6
Dec. 10	WINNIPEG (CAN.)	8-6
Dec. 11	WINNIPEG (CAN.)	4-5
Dec. 14	COLO. COLLEGE	6-7
Dec. 30	at Alaska-Anchorage	4-8
Dec. 31	at Alaska-Anchorage	0-5
Jan. 6	ALA.-HUNTSVILLE	5-6
Jan. 7	ALA.-HUNTSVILLE	5-3
Jan. 13	ST. THOMAS (MINN.)	7-2
Jan. 14	ST. THOMAS (MINN.)	7-2
Jan. 20	at Northern Arizona	2-10
Jan. 21	at Northern Arizona	3-6
Feb. 3	at Ala.-Huntsville	3-4
Feb. 4	at Ala.-Huntsville	5-7
Feb. 7	at Denver	3-4
Feb. 10	ROYAL MILITARY (CAN.)	3-4
Feb. 11	ROYAL MILITARY (CAN.)	3-4
Feb. 17	HAMLIN	6-6ot
Feb. 18	HAMLIN	5-4

HEAD COACH: John Matchefts

LEADING SCORER: Frank Daldine, RW, 17 goals, 14 assists, 31 points

1984-85 (14-14-1)

Nov. 2	at Royal Military (Can.)	5-6
Nov. 3	at Royal Military (Can.)	6-6ot
Nov. 9	LAKE FOREST	6-1
Nov. 10	LAKE FOREST	3-5
Nov. 16	COLO. COLLEGE	4-13
Nov. 17	at Colo. College	3-6
Nov. 23	at Notre Dame	6-5
Nov. 24	at Notre Dame	6-7ot
Nov. 30	at St. Scholastica	4-3
Dec. 1	at St. Scholastica	3-5
Dec. 7	ST. THOMAS (MINN.)	7-6
Dec. 8	ST. THOMAS (MINN.)	3-6
Dec. 30	Dartmouth*	4-5 2ot
Dec. 31	Vermont*	1-3
Jan. 4	Bowdoin**	1-4
Jan. 5	Colby**	3-6
Jan. 11	U.S. INTERNATIONAL	6-8
Jan. 12	U.S. INTERNATIONAL	4-3
Jan. 18	NORTHERN ARIZONA	7-5
Jan. 19	NORTHERN ARIZONA	3-7
Jan. 22	DENVER	1-8
Jan. 25	ST. JOHN'S (MINN.)	4-3 ot
Jan. 26	ST. JOHN'S (MINN.)	6-4
Feb. 1	GUSTAVUS ADOLPHUS	5-3
Feb. 2	GUSTAVUS ADOLPHUS	4-2
Feb. 15	ST. MARY'S (MINN.)	7-4
Feb. 16	ST. MARY'S (MINN.)	9-6
Feb. 22	ST. OLAF (MINN.)	6-2
Feb. 23	ST. OLAF (MINN.)	9-3

* — Auld Lang Syne Tour., Hanover, N.H.



1984-85 Air Force Falcons

** — Down East Classic, Portland, Maine

HEAD COACH: John Matchefts

LEADING SCORER: Frank Daldine, C, 28 goals, 16 assists, 44 points

1985-86 (15-13)

Nov. 8	COLO. COLLEGE	3-8
Nov. 9	at Colo. College	6-5 ot
Nov. 15	ST. CLOUD STATE	4-6
Nov. 16	ST. CLOUD STATE	8-3
Nov. 22	at Gustavus Adolphus	6-1
Nov. 23	at Gustavus Adolphus	3-5
Nov. 27	NORTHEASTERN	3-8
Nov. 29	NOTRE DAME	6-8
Nov. 30	NOTRE DAME	6-5 ot
Dec. 6	ST. SCHOLASTICA	6-4
Dec. 7	ST. SCHOLASTICA	4-3 ot
Dec. 30	at Northern Arizona@	7-6 ot
Dec. 31	at Northern Arizona@	4-11
Jan. 3	at U.S. International	2-4
Jan. 4	at U.S. International	3-7
Jan. 7	MERRIMACK	3-9
Jan. 8	MERRIMACK	7-5
Jan. 10	AUGSBURG	9-2
Jan. 11	AUGSBURG	5-2
Jan. 17	DARTMOUTH	2-4
Jan. 18	DARTMOUTH	1-5
Jan. 21	at Denver	2-5
Jan. 31	at Ala.-Huntsville	5-1
Feb. 1	at Ala.-Huntsville	0-4
Feb. 7	HAMLIN	6-2
Feb. 8	HAMLIN	6-4
Feb. 14	LAKE FOREST	7-4
Feb. 15	LAKE FOREST	5-2

@ — at Phoenix, Ariz.

HEAD COACH: Capt. Chuck Delich

LEADING SCORER: Frank Daldine, C, 18 goals, 26 assists, 44 point

1986-87 (19-10)

Oct. 24	at Ill.-Chicago	4-5
Oct. 25	at Ill.-Chicago	5-6
Nov. 7	KENT ST.	5-0
Nov. 8	KENT ST.	5-3
Nov. 14	at Colo. College	3-8
Nov. 15	COLO. COLLEGE	6-7
Nov. 21	ST. JOHN'S (MINN.)	9-2
Nov. 22	ST. JOHN'S (MINN.)	6-2
Nov. 28	at Brown	2-5
Nov. 29	at Brown	6-8
Dec. 5	at St. Scholastica (SB)	5-2
Dec. 6	at St. Scholastica (E)	1-3
Jan. 2	CONNECTICUT	7-5
Jan. 3	CONNECTICUT	7-4
Jan. 9	Plattsburgh St. *	2-3
Jan. 10	St. Anselm *	3-2 ot
Jan. 13	DENVER	6-9
Jan. 16	ST. THOMAS	7-2
Jan. 17	ST. THOMAS	7-3
Jan. 23	CONCORDIA	6-5
Jan. 24	CONCORDIA	6-4
Jan. 30	GUSTAVUS ADOLPHUS	7-2
Jan. 31	GUSTAVUS ADOLPHUS	9-5
Feb. 6	NOTRE DAME	4-3 ot
Feb. 7	NOTRE DAME	6-1
Feb. 13	ALA.-HUNTSVILLE	2-5
Feb. 14	ALA.-HUNTSVILLE	4-1
Feb. 27	U.S. INTERNATIONAL	5-4
Feb. 28	U.S. INTERNATIONAL	7-1

(SB) — at Silver Bay, Minn.
(E) — at Eveleth, Minn.

* — Merrimack Blue-Gold Tournament, North Andover, Mass.

HEAD COACH: Capt. Chuck Delich

LEADING SCORER: John Klimek, F, 19 goals, 29 assists, 48 points



1987-88 (15-14)

Oct. 30	at St. Cloud State	2-6
Oct. 31	at St. Cloud State	2-3
Nov. 6	ST. SCHOLASTICA	11-3
Nov. 7	ST. SCHOLASTICA	9-1
Nov. 13	at Colo. College	1-5
Nov. 20	AUGSBURG	6-3
Nov. 21	AUGSBURG	6-5
Nov. 27	BROWN	5-4
Nov. 28	BROWN	7-3
Dec. 4	BETHEL	10-2
Dec. 5	BETHEL	6-0
Dec. 29	at Middlebury	3-4
Dec. 30	at Middlebury	5-3
Jan. 2	at Merrimack	3-10
Jan. 3	at Merrimack	2-7
Jan. 8	ILL.-CHICAGO	1-8
Jan. 9	ILL.-CHICAGO	2-4
Jan. 12	PROVIDENCE	2-3
Jan. 15	ALASKA-ANCHORAGE	6-4
Jan. 16	ALASKA-ANCHORAGE	4-3
Jan. 23	WESTERN MICHIGAN	5-2
Feb. 5	at Notre Dame	4-5
Feb. 6	at Notre Dame	3-4
Feb. 12	ALA.-HUNTSVILLE	9-6
Feb. 13	ALA.-HUNTSVILLE	7-4
Feb. 20	at U.S. International	4-6
Feb. 21	at U.S. International	1-3
Feb. 26	Queens*	6-4
Feb. 27	Mich.-Dearborn*	1-3


* — Alabama Faceoff Tour., Huntsville, Ala.

HEAD COACH: Capt. Chuck Delich

LEADING SCORER: Joe Delich, F, 17 goals, 25 assists, 42 points

1988-89 (14-12-3)

Oct. 29	MICH.-DEARBORN	5-3
Oct. 30	MICH.-DEARBORN	5-6 ot
Nov. 4	ALA.-HUNTSVILLE	4-6
Nov. 5	ALA.-HUNTSVILLE	3-5
Nov. 11	NOTRE DAME	6-6 ot
Nov. 12	NOTRE DAME	6-3
Nov. 18	ST. OLAF	11-1
Nov. 19	ST. OLAF	7-1
Nov. 23	St. Cloud State	1-4
Nov. 24	North Dakota	1-8
Nov. 28	COLO. COLLEGE	2-5
Dec. 2	ST. CLOUD STATE	3-6
Dec. 3	ST. CLOUD STATE	2-8
Dec. 29	Providence*	3-5
Dec. 30	Notre Dame*	7-5
Jan. 6	MIDDLEBURY	5-5 ot
Jan. 7	MIDDLEBURY	4-3
Jan. 13	ST. ANSELM	11-3
Jan. 14	ST. ANSELM	9-2
Jan. 27	GUSTAVUS ADOLPHUS	7-5
Jan. 28	GUSTAVUS ADOLPHUS	10-4
Feb. 4	ALASKA-FAIRBANKS	3-4 ot



Joe Doyle

Feb. 5	ALASKA-FAIRBANKS	4-6
Feb. 10	ALASKA-ANCHORAGE	8-7
Feb. 11	ALASKA-ANCHORAGE	7-7 ot
Feb. 17	Ferris St.	6-3
Feb. 18	Ferris St.	5-3
Feb. 24	Ala.-Huntsville	1-2
Feb. 25	Ala.-Huntsville	4-2

* — RPI Invitational Tournament

HEAD COACH: Maj. Chuck Delich

LEADING SCORER: Joe Doyle, F, 24 goals, 24 assists, 48 points

1989-90 (16-13-1)

Oct. 27	Army	2-4
Oct. 28	Army	0-4
Nov. 3	BABSON	2-1
Nov. 4	BABSON	1-3
Nov. 10	COLO. COLLEGE	3-3 ot
Nov. 11	Colorado College	1-7
Nov. 17	ST. THOMAS	5-3
Nov. 18	ST. THOMAS	5-3
Nov. 24	* Yale	5-8
Nov. 25	* Northeastern	6-8
Dec. 1	AUGSBURG	6-1
Dec. 2	AUGSBURG	6-2
Dec. 29	MICH.-DEARBORN	4-7
Dec. 30	MICH.-DEARBORN	5-4
Jan. 2	NOTRE DAME	2-4
Jan. 3	NOTRE DAME	4-3 ot
Jan. 5	NORWICH	4-1
Jan. 6	NORWICH	4-3
Jan. 12	MERRIMACK	4-5
Jan. 13	MERRIMACK	8-4

Jan. 26	St. Cloud	1-8
Jan. 27	St. Cloud	3-9
Feb. 2	Notre Dame	6-3
Feb. 3	Notre Dame	2-3
Feb. 9	ALASKA-FAIRBANKS	5-2
Feb. 10	ALASKA-FAIRBANKS	8-5
Feb. 16	FERRIS STATE	5-4
Feb. 17	FERRIS STATE	2-3
Feb. 23	ALA.-HUNTSVILLE	8-6
Feb. 24	ALA.-HUNTSVILLE	9-1

* - Yale Tournament

HEAD COACH: Maj. Chuck Delich

LEADING SCORER: Matt Watson, F, 18 goals, 20 assists, 38 points

1990-91 (11-17-4)

Oct. 26	ARMY	5-2
Oct. 27	ARMY	3-3 ot
Nov. 2	NEW HAMPSHIRE	2-6
Nov. 4	NEW HAMPSHIRE	3-8
Nov. 9	Maine	1-7
Nov. 10	Maine	1-5
Nov. 16	AUGSBURG	9-3
Nov. 17	AUGSBURG	6-2
Nov. 23	Illinois-Chicago	1-4
Nov. 24	Illinois-Chicago	2-7
Nov. 30	ROCHESTER INST. TECH	5-4 ot
Dec. 1	ROCHESTER INST. TECH	6-3
Dec. 7	ST. JOHN'S	3-2
Dec. 8	ST. JOHN'S	4-3
Dec. 28	ST. THOMAS	5-2
Dec. 29	ST. THOMAS	6-3
Jan. 4	NORTHEASTERN	3-11
Jan. 5	NORTHEASTERN	4-5 ot
Jan. 11	VERMONT	2-5
Jan. 12	VERMONT	4-7
Jan. 18	Ferris State	5-8
Jan. 19	Ferris State	4-5
Jan. 22	Colorado College	1-3
Jan. 25	Alabama-Huntsville	6-8
Jan. 26	Alabama-Huntsville	3-3 ot
Jan. 29	COLORADO COLLEGE	3-4
Feb. 1	NOTRE DAME	7-6
Feb. 2	NOTRE DAME	1-4
Feb. 8	ALASKA-FAIRBANKS	4-4 ot
Feb. 9	ALASKA-FAIRBANKS	0-6
Feb. 22	Notre Dame	7-4
Feb. 23	Notre Dame	2-2 ot

HEAD COACH: Maj. Chuck Delich

LEADING SCORER: Jason Mantaro, 15 goals, 29 assists, 44 points

1991-92 (14-20)

Oct. 25	NOTRE DAME	8-4
Oct. 26	NOTRE DAME	3-5
Nov. 1	at New Hampshire	2-4
Nov. 2	at New Hampshire	4-9
Nov. 8	ELMIRA	4-1
Nov. 9	ELMIRA	7-5
Nov. 15	AUGSBURG	7-0
Nov. 16	AUGSBURG	12-4
Nov. 22	ST. OLAF	8-1
Nov. 23	ST. OLAF	5-2
Nov. 29	at Alaska-Fairbanks\$	0-3
Nov. 30	at Alaska-Fairbanks\$	3-4
Dec. 10	at Colorado College	1-4
Dec. 30	at Merrimack	2-8
Jan. 1	at Merrimack	2-6
Jan. 3	at Northeastern	3-6
Jan. 4	at Northeastern	4-9
Jan. 10	COLORADO COLLEGE	2-4
Jan. 18	at Vermont	0-4
Jan. 19	at Vermont	2-4
Jan. 24	CORNELL	2-4
Jan. 25	CORNELL	1-4
Jan. 31	ST. SCHOLASTICA	9-3
Feb. 1	ST. SCHOLASTICA	11-7
Feb. 7	at Army	7-3
Feb. 8	at Army	4-5
Feb. 14	ALASKA-FAIRBANKS	1-3
Feb. 15	ALASKA-FAIRBANKS	7-5
Feb. 21	ALA.-HUNTSVILLE	4-6
Feb. 22	ALA.-HUNTSVILLE	3-6
Feb. 28	at Notre Dame	3-8
Feb. 29	at Notre Dame	2-3
Mar. 6	at Alaska-Anchorage*	2-3
Mar. 7	at Notre Dame*	3-2

HEAD COACH: Maj. Chuck Delich


LEADING SCORER: Bob Ingraham, D, 14 goals, 38 points

*-at McDonald's NCAA Division I Independents Tournament, Fairbanks, Alaska (3rd Place)

\$-Fairbanks used ineligible player. Games forfeited to AFA

1992-93 (8-20-2)

Oct. 30	at Massachusetts-Lowell	2-3
Oct. 31	at Massachusetts-Lowell	2-6
Nov. 6	at New Hampshire	4-4 ot
Nov. 7	at New Hampshire	3-6
Nov. 11	at Colorado College	3-12
Nov. 13	SALEM STATE	6-7
Nov. 14	SALEM STATE	4-3 ot
Nov. 20	ST. THOMAS	1-2
Nov. 21	ST. THOMAS	6-4
Nov. 27	MERRIMACK	5-7
Nov. 28	MERRIMACK	4-3
Dec. 29	at Notre Dame*	1-4
Dec. 30	at Army*	3-5
Jan. 2	at Providence	0-10



The four coaches in the history of Falcon hockey, Chuck Delich, Vic Heyliger, John Matchefts and Frank Serratore gathered at a banquet for Heyliger, Sept. 16, 2000.

Jan. 3	at Providence	1-2	Nov. 26	CONNECTICUT	5-2
Jan. 8	MANKATO STATE	5-6 ot	Nov. 27	CONNECTICUT	5-2
Jan. 9	MANKATO STATE	4-4 ot	Dec. 3	at Alaska-Fairbanks	1-6
Jan. 15	at Cornell	2-7	Dec. 4	at Alaska-Fairbanks	4-10
Jan. 16	at Colgate	5-3	Dec. 28	at Boston College*	1-5
Jan. 22	at Yale	2-8	Dec. 29	at Princeton*	2-3 ot
Jan. 23	at Yale	4-5	Jan. 1	PROVIDENCE	5-4
Jan. 29	ARMY	5-2	Jan. 2	PROVIDENCE	0-4
Jan. 30	ARMY	4-1	Jan. 7	MANKATO STATE	4-5
Feb. 5	HOLY CROSS	4-3	Jan. 8	MANKATO STATE	5-2
Feb. 6	HOLY CROSS	8-0	Jan. 14	YALE	6-3
Feb. 12	ALASKA-FAIRBANKS	2-9	Jan. 15	YALE	4-3
Feb. 13	ALASKA-FAIRBANKS	1-11	Jan. 21	at Army	7-3
Feb. 23	COLORADO COLLEGE	2-6	Jan. 22	at Army	4-6
Feb. 26	at Alaska-Anchorage	0-3	Jan. 28	at St. Cloud State	3-9
Feb. 27	at Alaska-Anchorage	0-4	Jan. 29	at St. Cloud State	2-8
*-Denver Cup Tournament					
HEAD COACH: Maj. Chuck Delich					
LEADING SCORER: Eric Rice, 12 goals 15 assists, 27 points					

1993-94 (15-16-1)

Oct. 29	UMASS-LOWELL	2-3	Feb. 4	ST. OLAF	10-2
Oct. 30	UMASS-LOWELL	2-9	Feb. 5	ST. OLAF	5-4 ot
Nov. 5	NEW HAMPSHIRE	1-8	Feb. 11	at Mankato State	2-0
Nov. 6	NEW HAMPSHIRE	0-6	Feb. 12	at Mankato State	6-0
Nov. 12	COLORADO COLLEGE	1-9	Feb. 18	HAMLIN	14-2
Nov. 13	at Colorado College	1-5	Feb. 19	HAMLIN	7-3
Nov. 19	ST. THOMAS	4-4 ot	Feb. 25	ALASKA-FAIRBANKS	2-1
Nov. 20	ST. THOMAS	4-3	Feb. 26	ALASKA-FAIRBANKS	2-5
*-Denver Cup Tournament					
HEAD COACH: Chuck Delich					
LEADING SCORER: Beau Bilek, D, 9 goals, 33 assists, 42 points					



1994-95 (15-17-1)


Oct. 28	NEW HAMPSHIRE	2-5
Oct. 29	NEW HAMPSHIRE	2-8
Nov. 4	WISC-RIVER FALLS	5-3
Nov. 5	WISC-RIVER FALLS	4-5 ot
Nov. 11	UMASS-AMHERST	5-2
Nov. 12	UMASS-AMHERST	3-3 ot
Nov. 18	ST. THOMAS UNIV.	4-1
Nov. 19	ST. THOMAS UNIV.	7-4
Nov. 25	COLORADO COLLEGE	2-4
Nov. 26	COLORADO COLLEGE	1-10
Dec. 2	UMass-Lowell	3-6
Dec. 3	UMass-Lowell	4-3
Dec. 9	GUSTAVUS ADOLPHUS	11-0
Dec. 10	GUSTAVUS ADOLPHUS	5-1
Dec. 28	Brown University	1-10
Dec. 29	Ohio State	4-7
Jan. 4	Yale University	0-10
Jan. 6	Providence College	1-6
Jan. 7	Providence College	4-6
Jan. 13	ALASKA-FAIRBANKS	4-3 ot
Jan. 14	ALASKA-FAIRBANKS	2-9
Jan. 20	RPI	3-4
Jan. 21	RPI	2-7
Jan. 27	Merrimack College	2-6
Jan. 28	Merrimack College	5-6
Feb. 3	ST. JOHN'S	10-4
Feb. 4	ST. JOHN'S	7-1
Feb. 10	Mankato State	4-5
Feb. 11	Mankato State	5-3
Feb. 17	ARMY	5-2
Feb. 18	ARMY	9-6
Feb. 26	MANKATO STATE	6-2
Feb. 27	MANKATO STATE	3-1

HEAD COACH: Chuck Delich

LEADING SCORER: John Decker 16 goals, 23 assists, 39 points and Mark DeGironimo 20 goals, 19 assists, 39 points

1995-96 (4-24-5)

Oct. 20	ILLINOIS-CHICAGO	2-2 ot
Oct. 21	ILLINOIS-CHICAGO	3-4
Oct. 27	MASS.-LOWELL	3-3 ot
Oct. 28	MASS.-LOWELL	2-2 ot
Nov. 3	YALE	0-3
Nov. 4	YALE	1-8
Nov. 10	ELMIRA	7-5
Nov. 11	ELMIRA	4-5
Nov. 18	at RPI	2-11
Nov. 19	at RPI	1-9
Nov. 24	at Massachusetts	2-4
Nov. 25	at Massachusetts	1-7
Dec. 1	RIT	3-4
Dec. 2	RIT	0-2
Dec. 5	COLO. COLLEGE	2-4
Dec. 27	at Denver*	1-11
Dec. 28	at Cornell*	2-6
Jan. 5	PROVIDENCE	2-4



Mark DeGironimo

Jan. 6	PROVIDENCE	1-9
Jan. 12	MERRIMACK	1-4
Jan. 13	MERRIMACK	1-2
Jan. 19	BROWN	4-4 ot
Jan. 20	BROWN	4-5
Jan. 26	Northeastern	3-6
Jan. 27	Union	0-10
Feb. 2	Mankato State	3-4 ot
Feb. 3	Mankato State	1-3
Feb. 9	ST. THOMAS	6-5
Feb. 10	ST. THOMAS	6-2
Feb. 16	Army	1-3
Feb. 17	Army	0-7
Feb. 23	MANKATO STATE	8-2
Feb. 24	MANKATO STATE	6-6 ot

* - Denver Cup Tournament

HEAD COACH: Chuck Delich

LEADING SCORER: Mark DeGironimo, F, 17 goals, 24 assists, 41 points

1996-97 (8-21-2)

Oct. 25	WIS.-RIVER FALLS	0-3
Oct. 26	WIS. RIVER FALLS	4-6
Nov. 1	Princeton	2-5
Nov. 2	Princeton	1-3
Nov. 8	NIAGARA	5-2
Nov. 9	NIAGARA	4-3 ot
Nov. 15	WIS.-EAU CLAIRE	5-5 ot
Nov. 16	WIS.-EAU CLAIRE	4-2
Nov. 22	ST. THOMAS	3-5
Nov. 23	ST. THOMAS	6-3
Nov. 29	Mass.-Amherst	1-4
Nov. 30	Mass.-Amherst	2-10
Dec. 27	Yale@	3-7
Dec. 28	Maine@	5-12
Jan. 3	NORTHEASTERN	0-5
Jan. 4	NORTHEASTERN	2-3 ot
Jan. 7	COLORADO COLLEGE	2-3 ot

Jan. 10	VILLANOVA	7-1
Jan. 11	VILLANOVA	9-0
Jan. 17	Brown	3-5
Jan. 18	Brown	7-7 ot
Jan. 24	ALA.-HUNTSVILLE	4-5
Jan. 25	ALA.-HUNTSVILLE	2-4
Jan. 31	Alaska-Fairbanks	4-6
Feb. 1	Alaska-Fairbanks	3-6
Feb. 7	MANKATO STATE	5-2
Feb. 8	MANKATO STATE	2-5
Feb. 21	Mankato State	3-5
Feb. 22	Mankato State	3-5
Feb. 28	ARMY	3-6
Mar. 1	ARMY	5-2

@ game played at Norwest Denver Cup at McNichols Arena in Denver, Colo.

HEAD COACH: Chuck Delich

LEADING SCORER: Todd Lafortune, 20 goals, 23 assists, 43 points

1997-98 (15-19-0)

Oct. 25	NEBRASKA-OMAHA	4-2
Oct. 26	NEBRASKA-OMAHA	1-6
Nov. 1	Yale	1-5
Nov. 2	Merrimack	1-9
Nov. 14	ST. MARY'S	4-5
Nov. 15	ST. MARY'S	4-0
Nov. 21	ST. THOMAS	2-3
Nov. 22	ST. THOMAS	5-3
Nov. 28	Mankato State	1-8
Nov. 29	Mankato State	1-11
Dec. 5	BEMIDJI STATE	6-3
Dec. 6	BEMIDJI STATE	5-3
Dec. 28	ST. OLAF	3-2
Dec. 29	ST. OLAF	7-1
Jan. 2	CONNECTICUT	8-0
Jan. 3	CONNECTICUT	6-2
Jan. 6	COLORADO COLLEGE	1-2
Jan. 9	MASSACHUSETTS	6-2
Jan. 10	MASSACHUSETTS	0-3
Jan. 16	Alabama-Huntsville	1-6
Jan. 17	Alabama-Huntsville	0-3
Jan. 23	Niagara	1-4
Jan. 24	Niagara	3-6
Jan. 30	Nebraska-Omaha	1-2
Jan. 31	Nebraska-Omaha	3-4
Feb. 6	ST. JOHN'S	9-1
Feb. 7	ST. JOHN'S	7-3
Feb. 13	NIAGARA	4-3
Feb. 14	NIAGARA	2-5
Feb. 20	MANKATO STATE	3-4
Feb. 21	MANKATO STATE	4-6
Feb. 24	Colorado College	2-6
Feb. 27	Army	3-2
Feb. 28	Army	5-3

HEAD COACH: Frank Serratore

LEADING SCORER: Justin Kieffer, 24 goals, 27 assists, 51 points



1998-99 (15-19-2)

Oct. 23	HOLY CROSS	5-5 ot
Oct. 24	HOLY CROSS	5-2
Oct. 30	WISCONSIN-STOUT	3-2
Oct. 31	WISCONSIN-STOUT	5-1
Nov. 6	Bemidji State	2-3 ot
Nov. 7	Bemidji State	3-7
Nov. 13	BETHEL	9-2
Nov. 14	BETHEL	5-0
Nov. 20	Concordia	1-2
Nov. 21	Concordia	8-0
Nov. 28	Colorado College	2-8
Nov. 29	MASSACHUSETTS	2-6
Dec. 4	Alaska-Anchorage	1-3
Dec. 5	Alaska-Anchorage	0-2
Dec. 11	BENTLEY*	4-8
Dec. 12	MINN.-CROOKSTON*	8-3
Dec. 27	Dartmouth#	1-8
Dec. 28	vs. Minn. St.-Mankato#	3-7
Jan. 2	Minn.-Duluth^	2-7
Jan. 3	vs. Army^	2-1
Jan. 8	AUGSBURG	3-0
Jan. 9	AUGSBURG	8-2
Jan. 15	Nebraska-Omaha	2-6
Jan. 16	Nebraska-Omaha	0-4
Jan. 22	NIAGARA	4-1
Jan. 23	NIAGARA	3-2
Feb. 5	DENVER	3-7
Feb. 7	MINN. ST.-MANKATO	0-2
Feb. 12	QUINNIPIAC	2-0
Feb. 13	QUINNIPIAC	3-5
Feb. 19	St. Mary's	3-0
Feb. 20	Minn. State-Mankato	2-7
Feb. 27	ARMY	4-3
Feb. 28	ARMY	3-3 ot
Mar. 5	Niagara	2-4
Mar. 6	Niagara	0-5

Radisson Inn Classic at Air Force Academy
Auld Lang Syne Tournament at Dartmouth, Hanover, N.H.

^ Silverado Shootout at Minnesota-Duluth, Duluth, Minn.
HEAD COACH: Frank Serratore
LEADING SCORER: Justin Kieffer, 14 goals, 24 assists, 38 points.

1999-2000

(19-18-2, 6-10 CHA)

Oct. 9	vs. Boston University^	3-8
Oct. 10	vs. Niagara^	0-3
Oct. 22	at Holy Cross	3-2
Oct. 23	at Holy Cross	6-2
Oct. 29	FAIRFIELD	6-1
Oct. 30	FAIRFIELD	10-1
Nov. 5	at Alabama-Huntsville*	0-4
Nov. 6	at Alabama-Huntsville*	2-5
Nov. 12	FINDLAY*	8-1
Nov. 13	FINDLAY*	2-3
Nov. 20	SUNY- POTSDAM	4-3

Nov. 21	SUNY- POTSDAM	2-2 ot
Nov. 26	vs. Yale&	2-0
Nov. 27	at Mass.-Lowell&	1-3
Dec. 3	IONA COLLEGE	2-4
Dec. 4	IONA COLLEGE	5-5 ot
Dec. 10	SALEM STATE#	6-2
Dec. 11	NEW ENGLAND COLL.#	7-4
Jan. 2	at Niagara*	1-3
Jan. 3	at Niagara*	0-3
Jan. 7	SACRED HEART	6-1
Jan. 8	SACRED HEART	7-3
Jan. 14	at Bemidji State*	3-5
Jan. 15	at Bemidji State*	4-5
Jan. 28	at Colorado College (#10)	0-10
Jan. 30	NIAGARA*	0-3
Feb. 4	at Findlay*	1-3
Feb. 5	at Findlay*	5-3
Feb. 11	ALA.-HUNTSVILLE*	4-5 ot
Feb. 12	ALA.-HUNTSVILLE*	3-2
Feb. 18	CONCORDIA	4-2
Feb. 19	CONCORDIA	4-0
Feb. 25	Denver (#8)	0-4
Feb. 26	BEMIDJI STATE*	4-3 ot
Mar. 3	at Army*	4-2
Mar. 4	at Army*	3-0
Mar. 10	vs. Findlay%	4-1
Mar. 11	vs. Niagara (#13)%	1-9
Mar. 12	vs. Bemidji State%	4-5 ot

FIRST SEASON IN COLLEGE HOCKEY AMERICA CONFERENCE

* College Hockey America (CHA) game
% CHA Tournament in Huntsville, Alabama
^ Anchorage (AK) Johnson Nissan Classic & Mass-Lowell City of Lights Tournament
Radisson Inn Classic at USAFA
HEAD COACH: Frank Serratore
LEADING SCORERS: Scott Bradley, 13 goals, 25 assists, 38 points; Brian Gornick, 13 goals, 25 assists, 38 points

2000-01

(16-17-4, 6-9-4 CHA)

Oct. 8	CALGARY (exh)	4-2
Oct. 13	AMERICAN INTERNAT'L	4-2
Oct. 14	AMERICAN INTERNAT'L	8-2
Oct. 20	vs. Fairfield%	5-2
Oct. 21	vs. Quinnipiac%	2-3
Oct. 27	NIAGARA*	2-3 ot
Oct. 28	NIAGARA*	2-2 ot
Nov. 3	FINDLAY*	3-4 ot
Nov. 4	FINDLAY*	3-1
Nov. 10	AUGSBURG	4-1
Nov. 12	AUGSBURG	7-1
Nov. 17	at Wayne State*	4-3
Nov. 18	at Wayne State*	2-5
Dec. 1	at Colorado College (#7)	1-4
Dec. 3	BEMIDJI STATE*	3-0
Dec. 8	ST. MICHAEL'S&	11-2

Dec. 9	RIT&	3-4
Dec. 29	Denver\$	2-5
Dec. 30	Ferris State\$	2-3
Jan. 5	CONNECTICUT	3-0
Jan. 6	CONNECTICUT	2-1
Jan. 12	at Bemidji State*	4-4 ot
Jan. 13	at Bemidji State*	5-4 ot
Jan. 19	at Alabama-Huntsville*	0-4
Jan. 20	at Alabama-Huntsville*	3-5
Feb. 2	WAYNE STATE*	1-1 ot
Feb. 3	WAYNE STATE*	2-1
Feb. 9	at Findlay*	2-5
Feb. 10	at Findlay*	3-7
Feb. 16	ALA.-HUNTSVILLE*	4-5 ot
Feb. 17	ALA.-HUNTSVILLE*	2-4
Feb. 23	at Niagara*	5-2
Feb. 24	at Niagara*	1-1 ot
Mar. 2	ARMY	2-5
Mar. 3	ARMY	4-3
Mar. 8	^vs. Findlay	2-1
Mar. 9	^vs. Alabama-Huntsville	0-7
Mar. 10	^vs. Niagara	1-2

* College Hockey America (CHA) Game
% at Quinnipiac Q-Cup Tournament in Hamden, Conn.
& Radisson Inn Hockey Classic at Air Force
\$ at Denver Cup in Denver, Colo.
^ CHA Tournament in Huntsville, Alabama
HEAD COACH: Frank Serratore
LEADING SCORER: Andy Berg, 16 goals, 21 assists, 37 points



Derek Olson



SCORES VS. OPPONENTS



2001-02 (16-16-2, 6-10-2 CHA)

Oct. 5	at AK-Fairbanks	1-8
Oct. 6	at AK-Fairbanks	2-5
Oct. 12	FAIRFIELD	8-1
Oct. 14	FAIRFIELD	6-3
Oct. 19	HOLY CROSS	4-3
Oct. 20	HOLY CROSS	6-7
Oct. 21	USA UNDER 18 (EXH.)	6-6 ot
Oct. 26	at Ala.-Huntsville*	0-2
Oct. 27	at Ala.-Huntsville*	1-3
Nov. 2	WAYNE STATE*	4-7
Nov. 3	WAYNE STATE*	3-5
Nov. 19	Hull, England (Exh.)	5-0
Nov. 20	Milton-Keynes, Eng. (Exh.)	4-6
Nov. 21	Peterborough, Eng. (Exh.)	6-2
Nov. 22	Coventry, England (Exh.)	8-3
Nov. 29	MANHATTANVILLE&	6-3
Nov. 30	NEW ENGLAND COLL.&	9-2
Dec. 7	at Army	4-2
Dec. 8	at Army	5-4
Dec. 29	vs. Bentley%	6-1
Dec. 30	vs. Holy Cross%	5-1
Jan. 4	at Findlay*	2-4
Jan. 5	at Findlay*	2-4
Jan. 11	at Wayne State*	3-4
Jan. 12	at Wayne State*	5-3
Jan. 19	BEMIDJI STATE*	2-4
Jan. 20	DENVER (No. 1)	1-2
Jan. 25	at Colorado College (No. 8)	1-8
Jan. 27	NIAGARA* (No. 20)	L 0-4
Feb. 8	at Bemidji State*	1-5
Feb. 9	at Bemidji State*	2-2 ot
Feb. 15	ALA.-HUNTSVILLE*	6-3
Feb. 16	ALA.-HUNTSVILLE*	6-5
Feb. 22	at Niagara*	3-3 ot
Feb. 23	at Niagara*	4-1
Mar. 1	FINDLAY*	4-3
Mar. 2	FINDLAY*	5-1
Mar. 14	vs. Niagara@	5-3
Mar. 15	vs. Wayne State@	1-3

*College Hockey America (CHA) game
& Radisson Inn Classic at USAFA
% UConn/SNET Classic in Storrs, Conn.
@ CHA Tournament in Niagara, N.Y.

HEAD COACH: Frank Serratore

LEADING SCORER: Derek Olson, 21 goals, 18 assists, 39 points

2002-03 (10-24-3, 2-15-3 CHA)

Oct. 4	#vs. Miami (OH)	1-12
Oct. 5	#vs. Niagara	3-7
Oct. 13	UNIV. OF WINDSOR (EXH.)	9-1
Oct. 18	at Holy Cross	6-4
Oct. 19	at Holy Cross	2-7
Oct. 25	BENTLEY	5-2
Oct. 26	BENTLEY	6-2
Nov. 1	*at Niagara	5-2
Nov. 2	*at Niagara	2-6
Nov. 15	*at Alabama-Huntsville	2-4

Nov. 16	*at Alabama-Huntsville	2-5
Nov. 22	*FINDLAY	5-6
Nov. 24	*FINDLAY	6-2
Nov. 29	COLORADO COLLEGE	0-7
Nov. 30	at Denver	0-7
Dec. 6	WISCONSIN-STOUT&	6-2
Dec. 7	AUGSBURG&	4-2
Dec. 28	at Fairfield	5-4
Dec. 29	at Fairfield	0-3
Jan. 4	*WAYNE STATE	2-2 ot
Jan. 5	*WAYNE STATE	3-5
Jan. 10	*NIAGARA	1-6
Jan. 11	*NIAGARA	2-3
Jan. 18	ARMY	1-2
Jan. 19	ARMY	1-2
Jan. 24	*at Bemidji State	2-4
Jan. 25	*at Bemidji State	3-5
Jan. 31	*ALA.-HUNTSVILLE	2-2 ot
Feb. 1	*ALA.-HUNTSVILLE	1-3
Feb. 14	QUINNIPIAC	5-4
Feb. 15	QUINNIPIAC	6-2
Feb. 21	*at Findlay	1-1 ot
Feb. 22	*at Findlay	1-3
Feb. 28	*at Wayne State	2-3
Mar. 1	*at Wayne State	3-4
Mar. 7	*BEMIDJI STATE	0-5
Mar. 8	*BEMIDJI STATE	0-2
Mar. 14	^vs. Wayne State	2-4

* Indicates College Hockey America (CHA) game

Lefty McFadden Tournament in Dayton, Ohio
& Radisson North Classic at USAFA

^ CHA Tournament in Kearney, Neb.

HEAD COACH: Frank Serratore

LEADING SCORER: Andy Berg, 22 goals, 18 assists, 40 points

2003-04

(14-21-2, 6-13-1 CHA)

Oct. 10	#vs. Bentley	4-2
Oct. 11	#at Quinnipiac	3-4 ot
Oct. 12	British Columbia (exh)	8-6
Oct. 17	\$at Alaska Anchorage	4-5
Oct. 18	\$vs. Miami-Ohio (#21)	2-0
Oct. 24	AMERICAN INTERNAT'L	5-1
Oct. 25	AMERICAN INTERNAT'L	5-1
Oct. 31	*at Alabama-Huntsville	1-5
Nov. 1	*at Alabama-Huntsville	4-6
Nov. 7	at Bentley	4-3
Nov. 8	at Bentley	4-3
Nov. 21	*NIAGARA	2-3 ot
Nov. 22	*NIAGARA	2-5
Nov. 28	at Colorado College (#5)	2-4
Nov. 29	%DENVER (#10)	2-4
Dec. 5	*at Findlay	1-1 ot
Dec. 6	*at Findlay	5-2
Dec. 7	at USA Under 18 Team (exh)	2-4
Dec. 28	&vs. Sacred Heart^	2-2 ot
Dec. 29	&at UConn	0-1
Jan. 2	*at Bemidji State	1-3
Jan. 3	*at Bemidji State !	1-5

Jan. 8	*WAYNE STATE	5-2
Jan. 10	*WAYNE STATE	2-3
Jan. 16	at Army+	3-4
Jan. 17	at Army	3-0
Jan. 23	*ALA.-HUNTSVILLE	3-1
Jan. 24	*ALA.-HUNTSVILLE	2-6
Feb. 6	*FINDLAY	2-5
Feb. 7	*FINDLAY	2-1
Feb. 13	HOLY CROSS (#18)	4-8
Feb. 14	HOLY CROSS (#18)	5-2
Feb. 20	*at Niagara	1-4
Feb. 21	*at Niagara	1-5
Feb. 27	*BEMIDJI STATE	4-7
Feb. 28	*BEMIDJI STATE	1-9
Mar. 5	*at Wayne State	6-4
Mar. 6	*at Wayne State	3-1
Mar. 12	@vs. Findlay	1-9

Quinnipiac Cup in Hamden, Conn.

\$ Nye Frontier Classic in Anchorage, Alaska

* College Hockey America (CHA) game

@ CHA Tournament in Kearney, Neb.

% 2004 National Champions

& SNET/UConn Tournament in Storrs, Conn.

^ AFA advanced to championship game after winning shootout on Zacour's goal

! Game played in Coleraine, Minn.

+ National television on CSTV

HEAD COACH: Frank Serratore

LEADING SCORER: Spanky Leonard, 11 goals, 16 assists, 27 points

2004-05

(14-19-3, 5-14-1 CHA)

Oct. 10	WINDSOR (EXH)	3-2 ot
Oct. 15	#vs. Bentley	2-2 ot
Oct. 16	#vs. American International	4-0
Oct. 22	&COLORADO COLLEGE	1-4
Oct. 24	QUINNIPIAC	4-0
Oct. 29	at Holy Cross	2-2 ot
Oct. 30	at Holy Cross	2-5
Nov. 12	*ALA.-HUNTSVILLE	2-6
Nov. 14	*ALA.-HUNTSVILLE	1-4
Nov. 19	*at Robert Morris	5-0
Nov. 20	*at Robert Morris	2-1 ot
Nov. 26	\$vs. Sacred Heart	3-2 ot
Nov. 27	\$at RPI	1-0
Dec. 3	*WAYNE STATE	2-1
Dec. 4	*WAYNE STATE	2-3
Dec. 10	at American International	5-4
Dec. 11	at American International	2-0
Jan. 1	%^at Denver	4-9
Jan. 2	% vs. Colgate	0-3
Jan. 7	*at Bemidji State	2-4
Jan. 8	*at Bemidji State	3-4 ot
Jan. 14	ARMY (CSTV National)	5-2
Jan. 15	ARMY	2-1
Jan. 21	*at Niagara	2-3
Jan. 22	*at Niagara	0-3
Feb. 4	*ROBERT MORRIS	4-2
Feb. 5	*ROBERT MORRIS	1-2



SCORES VS. OPPONENTS



Feb. 11	*at Alabama-Huntsville	1-3
Feb. 12	*at Alabama-Huntsville	3-2
Feb. 18	*NIAGARA	2-5
Feb. 19	*NIAGARA	3-5
Feb. 26	*at Wayne State	1-5
Feb. 27	*@at Wayne State	3-3 ot
Mar. 4	*BEMIDJI STATE	1-4
Mar. 5	*BEMIDJI STATE	1-4
Mar. 11	vs. +Wayne State	4-3 ot
Mar. 12	vs. +Bemidji St.	0-6

*College Hockey America conference game
 #Icebreaker Tournament at Colorado Springs
 World Arena
 %Quinnipiac Cup in Northford, Conn.
 \$ CHA Tournament in Detroit, Mich.
 ^ Exhibition games played in Germany
HEAD COACH: Frank Serratore
LEADING SCORER: Eric Ehn, 14 goals, 21 assists, 35 points

2007-08 (21-12-6, 14-9-5 AHA)

*College Hockey America (CHA) game
 # at Quinnipiac Cup in Hamden, Conn.
 \$ RPI Tournament in Troy, N.Y.
 % Denver Cup Tournament at Magness Arena
 & Game televised regionally on Altitude Sports
 ^ Game televised on Fox Sports Rocky Mtn.
 @ Televised by ComCast Cable in Detroit
 + CHA Tournament in Grand Rapids, Minn.
HEAD COACH: Frank Serratore
LEADING SCORER: Brandon Merkosky, 14 goals, 17 assists, 31 points

2005-06 (11-20-1, 8-12-0 CHA)

Oct. 7	#Maine (#11)	1-3
Oct. 8	#Union	9-2
Oct. 10	LAKEHEAD (exh)	2-2 ot
Oct. 14	%Bentley	1-3
Oct. 15	%RIT	2-5
Oct. 21	DENVER (#9)	2-4
Oct. 22	at Colorado College (#4)	3-6
Oct. 28	*BEMIDJI ST. (#15)	4-3
Oct. 29	*BEMIDJI ST. (#15)	1-2
Nov. 11	at Army	0-3
Nov. 12	at Army	3-4 ot
Nov. 22	^at Bad Tolz, Germany	7-2
Nov. 23	^at Rosenheim, Germany	4-1
Dec. 2	*WAYNE STATE	3-4
Dec. 3	*WAYNE STATE	7-6
Dec. 30	RIT	3-2
Dec. 31	RIT	2-2 ot
Jan. 6	*at Alabama-Huntsville	2-3
Jan. 7	*at Alabama-Huntsville	3-6
Jan. 13	*NIAGARA	5-4 ot
Jan. 14	*NIAGARA	2-7
Jan. 20	*at Bemidji State	2-5
Jan. 21	*at Bemidji State	3-5
Feb. 3	*at Robert Morris	2-5
Feb. 4	*at Robert Morris	2-3
Feb. 10	*at Niagara	3-2
Feb. 11	*at Niagara	2-6
Feb. 13	at RIT	3-2 ot
Feb. 17	*ALA.-HUNTSVILLE	3-1
Feb. 18	*ALA.-HUNTSVILLE	5-0
Feb. 24	*ROBERT MORRIS	2-3 ot
Feb. 25	*ROBERT MORRIS	1-5
Mar. 3	*at Wayne State	3-1
Mar. 4	*at Wayne State	5-3
Mar. 10	\$ vs. Robert Morris	3-4

2006-07 (19-16-5, 13-10-5 AHA)

Oct. 2	UNIV.OF CALGARY (exh.)	4-2
Oct. 6	#13 COLO. COLLEGE	1-2
Oct. 8	ALA.-HUNTSVILLE	4-3
Oct. 13	at Alaska-Fairbanks	0-3
Oct. 14	at Alaska-Fairbanks	4-8
Oct. 20	*BENTLEY	5-1
Oct. 21	*BENTLEY	5-6
Oct. 27	&vs. UAH	7-5
Oct. 28	&vs. Notre Dame (#11)	0-2
Nov. 3	*RIT	3-0
Nov. 4	*RIT	4-4 ot
Nov. 11	*at Canisius	5-3
Nov. 12	*at Canisius	1-4
Nov. 17	*AIC	6-1
Nov. 19	*AIC	3-0
Nov. 24	at Denver	1-2
Nov. 26	ROBERT MORRIS	4-3
Dec. 1	*SACRED HEART	3-3 ot
Dec. 2	*SACRED HEART	1-1 ot
Dec. 7	*at UConn	4-2
Dec. 8	*at UConn	5-7
Jan. 5	*at Mercyhurst	5-3
Jan. 6	*at Mercyhurst	3-1
Jan. 12	*at Holy Cross	2-2 ot
Jan. 13	*at Holy Cross	2-2 ot
Jan. 19	*ARMY	4-1
Jan. 20	*ARMY (CSTV)	0-2
Jan. 26	*at Bentley	1-3
Jan. 27	*at Bentley	2-0
Feb. 2	*MERCYHURST	5-7
Feb. 3	*MERCYHURST	2-3 ot
Feb. 9	*at RIT	4-5
Feb. 10	*at RIT	1-2
Feb. 16	*CANISIUS	2-4
Feb. 17	*CANISIUS	5-0
Feb. 23	*at AIC	6-2
Feb. 24	*at AIC	5-1
Mar. 10	%HOLY CROSS	3-0
Mar. 16	^vs. Sacred Heart	5-4 ot
Mar. 17	^vs. Army	6-1
Mar. 24	@vs. Minnesota (#2) (ESPNU)	3-4

Oct. 8	UNIV. CALGARY (Exh)	4-1
Oct. 13	USA Under 18 (Exh)	4-3
Oct. 19	QUINNIPIAC (#14)	4-1
Oct. 20	QUINNIPIAC (#14)	3-1
Oct. 26	*at Bentley	0-4
Oct. 27	*at Bentley	3-1
Nov. 2	*MERCYHURST	3-5
Nov. 3	*MERCYHURST	6-2
Nov. 9	*at RIT	2-1 ot
Nov. 10	*at RIT	3-4
Nov. 16	*UCONN	3-2
Nov. 17	*UCONN	2-3 ot
Nov. 23	*HOLY CROSS	3-1
Nov. 24	*HOLY CROSS	5-5 ot
Nov. 30	*at AIC	6-3
Dec. 1	*at AIC	4-2
Dec. 7	*CANISIUS	3-3 ot
Dec. 8	*CANISIUS	3-3 ot
Dec. 29	& Boston College (#14)	2-8
Dec. 30	& Minnesota (#12)	2-2 ot
Jan. 4	*at Sacred Heart	1-2
Jan. 5	*at Sacred Heart	3-1
Jan. 11	*RIT	5-2
Jan. 12	*RIT	3-4 ot
Jan. 18	DENVER (#4) (FSN-RM)	5-2
Jan. 19	at Colorado College (#3)	1-2
Jan. 25	*at Army (CSTV)	1-2
Jan. 27	*at Army (ESPN U)	1-2
Feb. 1	*BENTLEY	4-4 ot
Feb. 2	*BENTLEY	3-1
Feb. 8	*at Mercyhurst	1-3
Feb. 9	*at Mercyhurst	7-0
Feb. 22	*at Canisius	3-0
Feb. 23	*at Canisius	4-3
Feb. 29	*AIC	2-2 ot
Mar. 1	*AIC	5-0
Mar. 7	%Bentley	9-2
Mar. 8	%Bentley	3-1
Mar. 15	^vs. RIT	5-0
Mar. 16	^vs. Mercyhurst	5-4 2ot
Mar. 28	@ vs. Miami(#2)	2-3 ot

*Atlantic Hockey Association game
 & Lightning Hockey Classic in Tampa, Fla.
 % AHA Quarterfinal game at USAFA
 ^ AHA Final Four in Rochester, N.Y.
 @ NCAA West Regional in Denver, Colo.
HEAD COACH: Frank Serratore
LEADING SCORER: Eric Ehn, 24 goals, 40 assists, 64 points

*Atlantic Hockey Association game
 & Dodge Holiday Classic at Mariucci Arena in Minneapolis, Minn.
 % AHA Quarterfinal game at USAFA
 ^ AHA Final Four in Rochester, N.Y.
 @ NCAA Northeast Regional in Worcester, Mass.
HEAD COACH: Frank Serratore
LEADING SCORERS: Brent Olson, 18 goals, 20 assists, 38 points. Jeff Hajner 15 goals, 23 assists, 38 points



2007 Atlantic Hockey Association Conference Champions

The 2006-07 season is one that will not be forgotten soon.


Air Force was in its first season of competition in the Atlantic Hockey Association after seven years in College Hockey America. That was only the tip of the iceberg.

The Falcons claimed their first-ever conference championship, first-ever trip to the NCAA Tournament, first winning season playing an all-Division I schedule (19-16-5), first winning record in conference play (13-10-5), first service academy to win a conference title and compete in the NCAA Hockey Tournament, first-ever All-American (Eric Ehn second-team AHCA), first-ever Hobey Baker finalist (Ehn finished in final three), first player ever selected to the Frozen Four Skills Competition (Andrew Ramsey) and the first finalist for the Lowe's Senior CLASS award for leadership, character and academics (Billy Devoney was a first-team Lowe's All-American)

The season was one of many ups and downs as the overall record hovered around the .500 mark for most of the year. AFA won just three of its first eight games. However, after a sweep at Mercyhurst, the Falcons were 11-8-5 overall in early January.

A five-game losing skid dropped the team's record to 13-15-5 with just three regular-season games remaining.

The Falcons rebounded to win the final three regular-season games over Canisius and American International. The momentum carried over into the AHA Tournament as the Falcons blanked Holy Cross, 3-0, at the Academy in the quarterfinals.



Front Row: Peter Foster, Eric Ehn, Andrew Ramsey, Lt. Andy Berg (asst. coach), Brian Gineo, Frank Serratore (head coach), Billy Devoney, Mike Corbett (asst. coach), Brian Reese, Jay Medenwaldt, Mike Phillipich, Ben Worker.

Second Row: Ian Harper, Greg Flynn, Michael Johnson, Lt. Col. Chris Rein (officer representative), Maj. Eric Nelson (team doctor), Lt. Col. Russ Adelgren (officer representative), Robert Rush (equipment manager), Erik Marsh (athletic trainer), Col. Mike Van Valkenburg (officer representative), Dave Toller (media relations), Lt. Col. Steve Fraser (officer representative), Bryan Becker, Michael Mayra, Andrew Volkening.

Back Row: David Martinson, Frank Schiavone, Josh Print, Matt Fairchild, Jeff Hajner, Josh Frider, Brett Nylander, Matt Charbonneau, Josh Schaffer, Brandon Johnson, Brent Olson.

Then, at the AHA Final Four in Rochester, N.Y., the Falcons needed overtime to beat top-seeded Sacred Heart in the semifinals. AFA led 3-1 in the third period, but the Pioneers took a 4-3 lead late in the third. After pulling the goalie, defenseman Billy Devoney scored with 54 seconds left to tie the game. Then, in overtime, Josh Print tipped in a point shot by Greg Flynn to send the Falcons into the championship game.

The opponent was none other than service academy rival Army. The game was arguably the biggest in Academy history. Not only was it for bragging rights in the military world, but a conference championship and NCAA bid were on the line.

After a scoreless first period, Mike Phillipich and Andrew Ramsey scored for a 2-0 lead in the second period. Freshman goalie Andrew Volkening stopped 18 Black Knight shots in the first 40 minutes and was flawless in the crease. Air Force exploded for four goals in the third period for a 6-1 win. Phillipich was named the tournament's MVP while Devoney and Volkening were named to the all-tourney team.

The win propelled the Falcons into the NCAA Tournament and a meeting with the tournament's

No. 1 seed, Minnesota, at the Pepsi Center in Denver.

The big stage, the media attention, the large crowd and the daunting opponent did not bother the Falcons whatsoever. AFA scored first as Jeff Hajner netted his 13th of the season midway through the first period. Volkening was stellar in the net and the Falcons entered the first intermission with a 1-0 lead. Minnesota tied the game in the second, but the Falcons answered as Ramsey scored on the power-play with 37 seconds left in the second period.

Early in the third period, freshman Brett Nylander scored on a wrap-around goal and the Falcons had a 3-1 lead. With just over eight minutes remaining, the Falcons clung to the two-goal advantage.

However, the clock was about to strike midnight on Cinderella. Minnesota scored three goals in a span of 3:36 and escaped with a 4-3 win over the Falcons.

The loss ended the Falcons' championship season, but the memories of the team's first conference title and NCAA berth will last a lifetime.



ATLANTIC HOCKEY CHAMPIONS



2008 Atlantic Hockey Association Conference Champions

Coming off of a league title in 2006-07, the Air Force hockey poster for the 2007-08 season read "A Championship Foundation".

Those words could not have been more prophetic as Air Force defended its championship by winning its second consecutive title and returning to the NCAA Tournament.


Air Force finished the 2007-08 season with an overall record of 21-12-6. The 21 wins are the most Division I victories in school history and marked the first back-to-back winning seasons in school history. A nine-game unbeaten streak, the longest in the nation at the time, ended with a 3-2 overtime loss at the NCAA Northeast Regional to Miami, the No. 2 overall seed in the tournament.

Air Force claimed some big victories along the way, including a sweep of 14th-ranked Quinnipiac in the season-opening series.

In the first half of the season, the Falcons settled for numerous ties in games that could have been victories. However, one tie in particular, was a great one. In the consolation game of the Dodge Holiday Classic at Mariucci Arena in Minneapolis, the Falcons tied 12th-ranked Minnesota, 2-2, on the Gophers' home ice.

Three weeks later, fourth-ranked Denver came to town having won 19 straight over Air Force dating back to 1980. The Falcons got the monkey off their back with a convincing 5-2 victory, tying the highest ranked team Air Force has ever defeated. Matt Fairchild tallied his first career hat trick and Andrew Volkening stopped 29 of 31 shots.

The next night, 2007 All-American Eric Ehn suffered a fractured left fibula and significant lig-



Front Row: Andrew Volkening, Josh Schaffer, Frank Schiavone, Capt. Andy Berg (assistant coach), Matt Charbonneau, Frank Serratore (head coach), Mike Phillipich, Mike Corbett (assistant coach), Eric Ehn, Josh Print, Ian Harper.

Second Row: Greg Flynn, Derrick Burnett, Brad Sellers, Brent Olson, Dave Toller (athletic communications), Robert Rush (equipment specialist), Lt. Col Chris Rein (officer representative), Larry Cronk (penalty box manager), Col. Mike Van Valkenburg (officer representative), Roger McFarland (blue line club), Bryan Becker (undergraduate assistant), Jacques Lamoureux, Tim Krystosek, Michael Johnson, Michael Mayra.

Third Row: Brandon Johnson, Scott Kozlak, Sean Bertsch, Blake Page, Matt Becker, Josh Frider, Brett Nylander, Owen Kelly, Jeff Hajner, Matt Fairchild, Kevin Wright.

ament damage in his ankle in a 2-1 loss at Colorado College.

It took some time for the Falcons to regroup, but the train was soon back on the track. A 7-0 win over Mercyhurst on Feb. 9 started a nine-game unbeaten streak which was the longest in the nation.

Air Force was the No. 3 seed in the AHA tournament and hosted eighth-seeded Bentley in a best two of three playoff series. The Falcons of Bentley were no match for the Falcons of Air Force as the home team swept the series, 9-2 and 3-1. Air Force was one of five teams to advance to the AHA Final Five in Rochester and the Falcons were scheduled to face second-seeded RIT in their hometown.


Air Force silenced the partisan RIT crowd with a 5-0 win in the semifinals as Olson scored two goals and Volkening posted his fourth shutout in his last eight games. The win sent the Falcons to the championship game to face fifth-seeded Mercyhurst, a team playing its third game in as many days.

An exciting game see-sawed back and forth until Josh Frider scored with 8:30 left in the third

to tie the game at 4-4. The game remaining tied until Frider netted the game-winner 56 seconds into the second overtime, lifting the Falcons to the tournament title and a return trip to the NAAs. Olson was named the MVP of the tournament with five points in the two games.

Two weeks later, the Falcons were back on the ice at the NCAA Northeast Regional in Worcester, Mass., to face top-seeded Miami, the No. 2 overall seed and the top scoring team in the nation. The game got off to an inauspicious start for Air Force as the RedHawks scored on the first shift of the game and had a 1-0 lead 19 seconds into the contest. However, the Falcons came roaring back in the second period to take a 2-1 lead on goals by Derrick Burnett and Josh Print. Miami tied the game with a power-play goal with 6:16 remaining and then scored the game-winner just under five minutes into overtime.

For the second consecutive year, the Falcons' season ended in the first game at the NCAA Regional after having a heavily-favored opponent on the ropes in the third period. Despite the disappointment at the time, the team's accomplishments could not be forgotten.





LETTERWINNERS



A

Anders, Jace 2002, 99 00 01 02
 Andersen, James 1986, 84 85 86
 Anderson, William 1983, 81 82 83 84
 Anzenc, John 1989, 86 87 88 89
 Asbell, Stephen R. 1978, 75 76 77 78

B

Bader, Matt, 2006, 03 04 05 06
 Banks, Jeff 1989, 86 87 88 89
 Barker, James H. 1977, 74
 Barlow, Jeff 1994, 91 92 93
 Barner, Neil 2002, 99
 Batinich, Gary M. 1978, 75 76 77 78
 Bazzachini, John 1981, 78
 Becker, Bryan, 2008, 05 06 07
 Becker, Matt 2011, 08
 Beckman, Jason 1992, 89
 Benson, Billy 1994, 91, 92
 Benson, Mike 1995, 93 94 95
 Berg, Andy 2003, 00 01, 02, 03
 Berg, Scott 1978, 77 78
 Bertsch, Sean 2011, 08
 Bilek, Beau 1995, 92 93 94 95
 Bingaman, John F. 1979, 76 77 78 79
 Blank, Mike 1991, 88 89 90 91
 Bogosian, Mark 1983, 82
 Bradley, Scott 2001, 98 99 00 01
 Brandabur, Thomas 1980, 77
 Brill, Michael 1986, 82
 Broderick, Sean 2001, 98 99 00 01
 Brown, Erik 1995, 92 93 94 95
 Brunkow, James A. 1987, 84 85 86 87
 Bucki, Mark A. 1986, 83 84 85 86
 Bunker, David C. 1974, 71 72 73 74
 Burger, Robert D. 1973, 71
 Burnett, Derrick 2011, 08

C

Carmichael, Patrick M. 1974, 72
 Carrano, Mike 2005, 02 03
 Chapman, Joe 1987, 84 85 86 87
 Charbonneau, Matt, 2009, 05 06 07 08
 Chartrand, Steve 1990, 87
 Christy, Deron 1993, 90 91 92 93
 Cohen, Phil 2004, 01
 Connelly, Brendan 2002, 99 00
 Connors, Jeffrey 1984, 81 82
 Cook, Steve, 2006, 03
 Courtney, T.J. 1993, 90 91 92 93
 Curphy, Gordon J. 1978, 75 76 77 78

D

DaCosta, Tony 1997, 95 97
 Daldine, Frank R. 1986, 83 84 85 86
 Dallas, Greg 1990, 88
 Davies, Dan 1999, 96 97 98 99
 Decker, John 1995, 92 93 94 95
 DeGironimo, Mark 1996, 93 94 95 96
 Delich, Charles R. 1977, 74 75 76 77

Delich, Joe 1989, 86 87 88 89
 DesRoche, Mike 1998, 95 96 97 98
 Devaney, Robert E. 1982, 81 82
 Devoney, William, 2007, 04 05 06 07
 Donovan, Richard C. 1983, 81 82
 Doyle, Joe 1989, 86 87 88 89
 Drake, Michael L. 1982, 80 81 82
 Drew, Jeron C. 1982, 79 80
 Droppo, Gerald W. 1973, 70 71 72
 Ducharme, Jay 1986, 84 85 86

E

Ehn, Eric, 2009, 05 06 07 08
 Erickson, Daniel P. 1982, 79
 Evancevich, Charles 1981, 78 79 80 81

F

Fairbrother, Edward F. Jr. 1976, 73
 Fairchild, Lawrence (Matt), 2010, 07 08
 Faust, Jeffrey 1981, 78 79 80
 Federighe, Terry J. 1986, 83
 Fleury, Robert D. 1971, 69
 Flynn, Greg, 2009, 06, 07, 08
 Foster, Peter, 2007, 04 05 06 07
 Fransdal, Kyle 2003, 00 01 02 03
 Frider, Josh 2009, 06, 07 08

G

Gallagher, Brett 1992, 90 91 92
 Gineo, Brian 2007, 04 05 06 07
 Giusto, John W. 1996, 93
 Goodley, David, 2006, 03
 Gornick, Brian 2002, 99 00 01, 02
 Grafstrom, Nels 2000, 97 98 99 00
 Grant, Hoyt S. III 1983, 80
 Greene, Daniel 1991, 89 90 91
 Gregoire, Jeremy 1998, 95
 Gronseth, Philip W. 1975, 73 74 75
 Gutterman, Greg 1989, 87 88 89

H

Haataja, Rob 1991 88 89 90 91
 Haberlach, John 1998, 95 96 97 98
 Hagland, Tate 1998, 95
 Hajner, Jeff, 2010, 07, 08
 Hall, Steven J. 1971, 69 70 71
 Hamilton, Justin 2003, 00 01 02 03
 Hanson, Jon D. 1972, 69 70 72
 Harper, Ian, 2009, 05, 06 07 08
 Hartje, Tim D. 1986, 83 84 85 86
 Hasbargen, Allen 2000, 97 98
 Hedblom, Jon J. 1980, 79 80
 Henehan, Michael A 1973, 70 71 72 73
 Hennings, Gary L. 1979, 77 78
 Heppner, Willard J. 1972, 69 70
 High, Jeremy 2003, 00 01
 Hilfer, Paul 1999, 96 97 98
 Hoene, Peter 1980, 78 79 80
 Howe, Scott 2005, 02

I

Ingraham, Cal 1993, 90
 Ingraham, Robert 1993, 90 91 92 93

J

Javorski, Joe 1995, 92 93 94 95
 Jirele, Jim 1989, 87 88 89
 Johnson, Brandon 2010, 07, 08
 Johnson, Dan R. 1985, 83 84 85
 Johnson, Douglas M. 1972, 69 70 71 72
 Johnson, Michael 2010, 07, 08
 Jordan, Stephen B. 1973, 70 71
 Jorgenson, James A. 1976, 73
 Juhala, Charles (Chuck) 1989, 87

K

Kartarik, Mark H. 1978, 75
 Kelley, Owen 2011, 08
 Keough, Mike 2000, 97 98 99 00
 Kieffer, Justin 1999, 96 97 98 99
 Kielb, Pat, 1997, 94 95 96 97
 Kielkucki, Marc 2001, 98 99 00 01
 Kilbride, Pat J. 1983, 83
 Klimek, John P. 1987, 84 85 86 87
 Klimek, Steven A. 1980, 77 78
 Knaeble, Mike, 2006, 03 04 05 06
 Kochanski, Don J. 1985, 83 84 85
 Koelling, John H. 1975, 73 74 75
 Kolstad, William R. 1976, 73
 Kozlak, Scott 2011, 08
 Kozlowski, Buck 2004 01 02 03 04
 Kramer, Joe 1999, 97 98 99
 Kriz, George 1995, 93 94

L

Lafortune, Todd 1997, 94 95 96 97
 Landreth, Kent A. 1991, 88 89 90
 Larson, Adam 2004, 01 03 04
 Laushine, Steven 1980, 78
 Lawrence, Tony 2002, 99
 Leibbrand, David A. 1983, 80 81 82 83
 Leibbrand, Douglas C. 1977, 74 75 76 77
 Leonard, Jed "Spanky" 2004, 01 02 03 04
 Leone, Daniel J. 1996, 93 94 95 96
 Liebel, Darec, 1993, 92 93
 Liebich, Mark C. 1992, 89 90 91 92
 Ligday, Robert C. 1974, 72
 Lind, Tony 1990, 88
 Lloyd, Brad 1988, 87 88
 Lloyd, Brian A. 1986, 84 85 86
 Locallo, Joe 2004, 01 02
 Lucca, Michael J. 1974, 71 72 73 74
 Lund, Richard S. 1982, 79 80
 Luukkonen, William J. 1979, 76 77 78 79
 Lyons, John 1992, 90

Name, Graduation Year, Years Lettered



LETTERWINNERS



M

Mackey, James 1984, 82 83
 Majewski, Mark 1992, 90
 Manney, John (Leroy) 1988, 85 86 87 88
 Manney, Mark T. 1983, 80 81 82 83
 Mantaro, Jason 1992, 89 90 91 92
 Marchand, Eric 1999, 96 97
 Marsh, Jon 1999, 96
 Martinez, David P. 1988, 85
 Martinson, David 2010, 07
 Mascetta, Jason 2002, 99
 Masiello, Steve 1993, 91 92
 Mason, Mike 1988, 87 88
 Mathers, Michael D. 1971, 69
 Maturo, Steve 1997, 94 95 96 97
 Mayra, Michael 2009, 06 07 08
 McAlister, Dan 1995, 92 93 94 95
 McChesney, Jeffrey A. 1979, 76 77 78
 McCrea, Steve S. 1982, 79
 McGuire, Mike 1999, 96 97 98 99
 McManaman, Kevin 1989, 86 87 88 89
 McNeal, Mike J. 1984, 83
 McQuillan, Michael P. 1977, 75
 Mead, Steve 2005, 02 03 04 05
 Medenwaldt, Jay, 2007, 04 05 06 07
 Mellum, Marlo D. 1975, 72 73 74 75
 Merkosky, Brandon 2007, 04 05
 Michaud, David 1996, 95, 96
 Micheletti, Gerald F. 1975, 72 73 74 75
 Miller, Ross 2005, 02 03 04 05
 Mitchell, Chris 1996, 94 95 96
 Moes, John 1988, 87 88
 Moes, Steven J 1981, 80
 Morrison, Charlie G. 1985, 83
 Morrison, Robert A. 1975, 72 73 74 75
 Morrow, Greyson B. 1973, 70 71 72 73
 Mosley, Jay M. 1986, 84 85 86
 Mullvain, Steven L. 1973, 70 71 72 73
 Murray, Thomas M. 1972, 69 70

N

Nelson, Eric 1991, 90 91
 Newman, Kim L. 1971, 69 70 71
 Nightingale, Keith M. 1987, 84 85 86 87
 Nistler, Noel 1990, 88
 Northon, Paul 1995, 94 95
 Nylander, Brett 2010, 07 08

O

O'Reilly, Billy 2001, 98 99 00 01 02
 O'Shaughnessy, Terrence J. 1986, 84 85 86
 Oberg, Erik 1998, 95 96 97 98
 Olson, Brent, 2009, 06 07 08
 Olson, Derek 2002, 99 00 0, 02
 Ord, James 2001, 98 99

P

Page, Blake 2011, 08
 Palmer, John R. 1980, 79 80

Parent, Mike 1991, 88 89 90 91
 Pate, Bobby 2003, 00
 Pedersen, Kevin B. 1976, 73 74 75 76
 Pelletier, Seth, 2005, 02 03 04 05
 Perrot, Thomas A. 1971, 69 70 71
 Peters, Marcus 2001, 98 99
 Phillipich, Michael, 2009, 06 07 08
 Polidor, Mike 2004, 01 02 03 04
 Pond, Keith R. 1985, 83
 Pribyl, Charles R. 1976, 73 74 75 76
 Priewe, Josh 2005, 02 03 04 05
 Print, Josh 2009, 05 06 07 08

R

Raduenz, Brian D. 1988, 85 87
 Ramsey, Andrew 2007, 04 05 06 07
 Randall, Daryl R. 1982, 79 81 82 83
 Ratfield, Aaron 2000, 97 98
 Reaney, Brian 2003, 00 01, 02, 03
 Reese, Brian 2007, 04, 05, 06, 07
 Retka, Tony 1994, 91 92 93 94
 Rice, Eric 1993, 90 91 92 93
 Richards, Thomas L. 1982, 79 80 81 82
 Rimstad, John 1997, 96
 Rintala, Bryson 2005, 02
 Robideaux, Robin D. 1979, 76 77 78 79
 Rodgers, Brian 2002, 99 00 01 02
 Roe, Tony 1992, 90 91 92
 Rohloff, Kurt 1990, 87 88 89 90
 Ross, Roberts B. 1972, 69 70 71 72
 Ryan, Patrick G. 1996, 93 94 95 96

S

Saari, Steven 1983, 81 82 83
 Sajevic, Robert 1980, 77 78 79 80
 Sandness, Pete 1997, 95 96 97
 Saum, Shane 2004, 01 02 03 04
 Sauve, Neil T. 1987, 85 86
 Schaffer, Josh 2009, 05 06 07 08
 Schiavone, Frank 2009, 05 06 07 08
 Schmitz, Mark J. 1983, 81 82
 Schubert, Neal L. 1986, 83
 Scott, Justin 1997, 94 95 96 97
 Sellers, Brad 2011, 08
 Sellnow, Derek 1997, 96 97
 Seminario, Jeff 1991, 89
 Senta, Frank 1978, 76
 Shadbegian, Mark D. 1977, 76 77
 Sheehan, Neil E. 1983, 81
 Shelton, Scott 1999, 96
 Shenk, Chad 2001, 98 99
 Shenk, Peter, 2009, 05 06
 Sikich, Zach 2005, 02
 Skalko, David J. 1973, 70 71 72 73
 Skalko, James P. 1974, 71 72 73 74
 Skibinski, Mark 1991, 89 90 91
 Smalley, Doug 1994, 91 92 94
 Smellie, Mike 1980, 77 78 79 80
 Smith, Ryan 2002, 99 00 01 02
 Snyder, David M. 1978, 76 77 78
 Spann, Scott 1994, 92

Spannbauer, David M. 1977, 74 75 76 77
 Stangl, David P. 1973, 70 71 72
 Starkey, Tom 2004, 01 02 03 04
 Starkovich, Paul 1972, 69
 Stewart, Robert E. Jr. 1970, 69 70
 Stock, John 2003, 01
 Strang, Carson, 2006, 03
 Strong, Gordon R. 1978, 75 76 77 78
 Stucki, Michael 2001, 98 99
 Sullivan, John 1995, 92 93 94
 Sullivan, Robert 1984, 82 83
 Sundstrom, Jack 1987, 86 87

T

Talbot, Thomas J. 1979, 76 77 78 79
 Tesar, Jake 2003, 00 01 02 03
 Tetlow, Lewis T. 1969, 69
 Thompson, Ryan 2001, 98 99
 Tramonte, Matt 1993, 92 93
 Travalent, Mike 1989, 87 88 89
 Turnquist, Blake 2009, 05 06
 Turnquist, Brooks, 2006, 03 04 05 06

U

Umland, Bruce D. 1984, 81 82 83
 Uren, Thomas D. 1977, 74 76 77

V

Veneri, Andrew 1995, 92 93 94 95
 Veneri, Mike 1991, 89 90 91
 Verville, Jeff 1988, 86 87
 Vineski, Robert D. 1981, 79
 Volkening, Andrew 2010, 07 08

W

Watson, Matt 1990, 87 88 89 90
 Waugh, Thomas R. 1971, 69
 Weida, Johnny A. 1978, 75 76
 Wey, Chris 2007, 04 05
 Whitan, Frederick L. 1975, 72 73 74 75
 Wiggins, Ryan 2005, 02 03 04 05
 Worker, Ben 2008, 05, 06 07
 Wright, Kevin 2011, 08

Y

Yelle, John 1984, 81 82

Z

Zacour, Theo 2007, 04 05 06 07
 Zejdlik, Joel M. 1982, 80
 Zejdlik, Todd N. 1975, 72 73 74 75
 Zerkel, Kirk 2000, 97 98 99 00
 Zimmerman, Will, 2006, 03 04 05
 Zitzlspenger, Matt 2000, 97 98 99 00
 Zuccaro, Tom M. 1985, 83 84 85
 Zupancich, Thomas 1988, 85 86 87 88
 Zurick, Jeff 2002, 99 00 01 02
 Zwiers, Scott 2003, 00 01 02 03

Name, Graduation Year, Years Lettered



ALL-TIME SERIES STANDINGS



Opponent	W	L	T
Alabama-Huntsville	17	36	2
Alaska-Anchorage	7	12	1
Alaska-Fairbanks	7	16	1
American	1	0	0
American Internat'l (MA)	15	0	1
Army	25	18	2
Augsburg (MN)	22	4	0
Babson	1	1	0
Bemidji State (MN)	6	23	2
Bentley College (MA)	12	5	2
Bethel (MN)	6	0	0
Boston College	0	5	0
Boston University	0	3	0
Bowdoin	1	2	0
Bowling Green (OH)	2	7	0
Brandon (CAN)	0	2	0
Brown	2	5	2
Canisius	3	1	2
Chicago State	2	0	0
Clarkson	0	1	0
Colby	0	1	0
Colgate	0	2	0
Colorado	5	0	0
Colorado College	6	56	2
Concordia (MN)	12	1	0
Connecticut	10	3	0
Cornell	0	5	0
Dalhousie	0	1	0
Dartmouth	0	5	0
Denver	3	27	0
Elmira (NY)	3	1	0
Fairfield (CT)	6	1	0
Ferris State	3	4	0
Findlay (OH)	10	11	2
Gustavus Adolphus (MN)	21	9	0
Hamilton	0	1	0
Hamline (MN)	9	0	1
Holy Cross	11	4	5
Illinois	2	0	0
Illinois-Chicago	0	7	1
Iona (NY)	0	1	1
Iowa State	7	3	0
Kent State (OH)	3	1	0
Lake Forest	20	3	0
Lake Superior State (MI)	0	2	0
Maine	0	5	0
Manhattanville	1	0	0
Manitoba (CAN)	4	6	0
Massachusetts	2	6	1
Massachusetts-Lowell	1	6	2
Mercyhurst	5	4	0
Merrimack (MA)	4	15	0

Opponent	W	L	T
Miami (OH)	1	2	0
Michigan	0	1	0
Michigan-Dearborn	2	3	0
Michigan State	0	5	0
Middlebury	2	1	1
Minnesota	0	1	1
Minnesota-Crookston	1	0	0
Minnesota-Duluth	0	3	0
Minn. State-Mankato	14	23	2
Nebraska-Omaha	1	5	0
New England	3	1	0
New Hampshire	1	13	1
Niagara (NY)	11	27	3
North Dakota	0	3	0
Northeastern	0	10	0
Northern Arizona	6	8	1
Northern Michigan	0	4	0
Norwich	2	0	0
Notre Dame	13	21	2
Ohio State	8	11	0
Ohio University	5	2	1
Penn	1	1	0
Pittsburgh State	0	1	0
Princeton	1	5	0
Providence	1	9	0
Queen's (NY)	1	0	0
Quinnipiac (CT)	6	3	0
Rainy River (MN)	1	1	0
Robert Morris	4	6	0
Rochester Institute Tech.	8	8	2
Royal Military (CAN)	17	8	3
Rensselaer Polytech. Inst.	1	5	0

Opponent	W	L	T
Sacred Heart	5	1	3
St. Anselm	2	0	0
St. Cloud State (MN)	10	10	0
St. John's (MN)	17	0	0
St. Lawrence (NY)	1	5	0
St. Louis	6	9	0
St. Mary's (MN)	9	2	0
St. Michael's (NY)	1	0	0
St. Olaf (MN)	11	0	1
St. Scholastica (MN)	11	5	0
St. Thomas (MN)	27	9	1
Salem State	2	1	0
Stanford	3	0	0
SUNY-Potsdam (NY)	1	0	1
Toronto (CAN)	0	1	0
U.S. International Union	5	12	1
Vermont	0	5	0
Villanova	2	0	0
Waterloo (CAN)	0	1	0
Wayne State (MI)	11	13	3
Western Michigan	3	2	0
Winnipeg (CAN)	10	4	0
Wisconsin	0	2	0
Wisconsin-Eau Claire	1	0	1
Wisconsin-River Falls	15	7	0
Wis.-Stevens Point	2	0	0
Wisconsin-Stout	8	1	0
Wisconsin-Superior	8	0	0
Yale	3	8	0
York (CAN)	0	2	0
Totals	563	625	58



Following the double overtime win over Mercyhurst in the AHA Championship Game in 2008, Falcons Josh Frider (left to right), Frank Schiavone, Andrew Volkening and Brent Olson talk to the media.