

### 2018-19 SCHEDULE

3-3 (0-0 MWC)

HOME 2-1 | AWAY 1-2

Date	Opponent	Time/Result
11/06	WESTERN STATE	W, 72-54
11/09	GEORGE MASON	L, 78-71
11/11	Denver	L, 92-66
11/16	FAIRLEIGH DICKINSON	W, 85-37
11/21	Army West Point	W, 71-60
11/24	Northeastern	L, 54-41
11/28	NORTHERN COLORADO	5:00 PM
12/02	Minnesota	3:00 PM
12/07	NAVY	4:30 PM
12/18	Portland	7:00 PM
12/20	Oregon	11:00 AM
01/02	New Mexico*	7:00 PM
01/05	UTAH STATE*	2:00 PM
01/09	COLORADO STATE*	7:00 PM
01/12	San Diego State*	1:00 PM
01/16	UNLV*	12:00 PM
01/19	NEVADA*	2:00 PM
01/23	Boise State*	7:00 PM
01/26	SAN JOSE STATE*	2:00 PM
01/30	SAN DIEGO STATE*	7:00 PM
02/02	Colorado State*	2:00 PM
02/06	Wyoming*	6:30 PM
02/13	UNLV*	7:00 PM
02/16	Utah State*	2:00 PM
02/20	FRESNO STATE*	7:00 PM
02/23	San Jose State*	2:00 PM
03/02	WYOMING*	2:00 PM
03/04	Nevada*	6:30 PM
03/07	BOISE STATE*	7:00 PM
03/10-13	MW Tournament	TBA

\*Mountain West contest  
All times are local to host site  
Home contests are in **BOLD CAPS**  
All dates/times are subject to change

AF	H2H	TC
67.7	PPG	64.2
62.5	PA	63
.397	FG%	.411
.330	3PT%	.316
9.5	ASST	11.0
41.5	REB	40.4
4.7	BLK	1.6
12.5	STL	7.0
1.1	STRK	W3



### AIR FORCE (3-3) vs. NORTHERN COLORADO (3-2)

Wednesday, Nov. 28  
Tip Time - 5:00 p.m. MT

Clune Arena (5,843) | USAF Academy, CO

Live Stats: Stat Broadcast/Gametracker/Sidarm Stats

Live Stream: <http://www.GoAirForceFalcons.com/WatchLive>



### 2018-19 NUMERICAL ROSTER

#	Name	Yr.	Pos.	Ht.	Hometown (High School/Previous School)
0	Haley Jones	Fr.	G	6-0	Torrance, CA (West Torrance)
1	Briana Autrey	Fr.	G	5-5	Suffolk, VA (Nansemond River)
2	Audrey Gadison	Fr.	G	5-7	Blaine, MN (St. Croix Lutheran Academy)
3	Ciera Winters	Fr.	G	5-7	El Paso, TX (Franklin/USAF Prep)
5	Kennedy Beale	So.	G	5-6	Norfolk, VA (Cape Henry Collegiate)
10	Venessannah Itugbu	Sr.	G	5-9	Colorado Spring, CO (Mesa Ridge/USAF Prep)
11	Sarah Pierce	Jr.	G	5-7	Unionville, TN (Community)
12	Jenna Adams	Fr.	C	6-1	Lebanon, OH (Bishop Fenwick)
13	Emily Conroe	So.	G	5-10	Fredericksburg, VA (FHSAA)
14	Noelle Tomes	So.	G	5-8	Woodbury, MN (East Ridge)
15	Tanisha Elbourne	Fr.	G	5-8	Honolulu, HI (Punahou School)
21	Michaela McFalls	So.	F	5-11	Lenoir City, TN (Lenior City)
23	Riley Snyder	Fr.	F	6-0	Fruita, CO (Fruita Monument)
24	Alexis Springfield	So.	G	5-6	Gilbert, AZ (Mesquite/USAF Prep)
25	Audrey Weiner	Fr.	F	6-0	Buford, GA (Buford)
30	Naomi Hughes	So.	F	6-0	Grovetown, GA (Grovetown/USAF Prep)
32	Kaelin Immel	So.	G	5-9	Beaverton, OR (Southridge)
35	Coco Kuchins	Fr.	G	5-9	Chevy Chase, MD (Winston Churchill/USAF Prep)
41	Natalie Nicks	Fr.	G	5-7	Pensacola, FL (W. Fla. School of Advanced Tech./USAF Prep)
55	Kassady Huffman	Jr.	F	6-2	Colorado Springs, CO (Air Academy/USAF Prep)

Head Coach: Chris Gobrecht (USC '77), 39th season, 4th at AF

Assistant Coach: Stacy McIntyre (Kentucky '94), 15th season, 4th at AF

Assistant Coach: Erin Mills-Reid (Fairleigh Dickinson '05) 10th season, 4th at AF

Assistant Coach: Clare Fitzpatrick (Cornell '13) 6th season, 4th at AF

Assistant Coach: Rynae Rasley (City College of New York '11), 6th season, 3rd at AF

Assistant Coach (Military): Capt. Brooke Cultra (USAF '09), 2nd season

Administrative Assistant: Ashley Miller (UCCS '12), 1st season

### GAME NOTES

**AIR FORCE VS. NORTHERN COLORADO:** The Falcons return home to take on Northern Colorado in their final game of November. The Falcons and Bears will tip-off in Clune Arena, Wednesday, Nov. 28, at 5 p.m. MT.

#### SERIES HISTORY:

- Air Force is 21-21 all-time vs. Northern Colorado
- The series began in 1980
- Air Force is 12-10 when playing Northern Colorado at USAFA
- Northern Colorado has won eight in a row since 2008
- The last meeting was Dec. 10, 2016. Northern Colorado defeated Air Force, 71-44, at USAFA
- The last time Air Force beat UNC was Dec. 5, 2007. The Falcons won, 56-53, in Greeley, Colo.
- Air Force's largest margin of victory (1/17/86, H, **+23**, 75-52); defeat (12/2/14, A, **-41**, 35-76)
- Most points scored against UNC: 2/23/88, H, W, **91**-82
- Least points scored against UNC: 12/2/14, A, L, **35**-76
- Most UNC points allowed: 11/29/95, H, L, 72-**90**
- Fewest UNC points allowed: 1/17/86, H, W, 75-**52**

#### THE COACHES:

Air Force: Chris Gobrecht (USC '77)

- Led the 2017-18 team that yielded six new individual school records including the program's first-ever Mountain West Freshman of the Year in Kaelin Immel, who set four program-records highlighted by the most-ever points scored by an Air Force freshman in the Div. I era.

-Season highlights include the Falcons' first season-opening win since 2010-11, and Air Force's first victory over Army since 2007 and the program's best five-game start since the 2011-12 season.

Northern Colorado: Jenny Huth (Colorado '02)

-Jenny (Roulier) Huth was named the 13th head coach in Northern Colorado women's basketball history on April 30, 2018. A Colorado native, she returned home to the Centennial State after serving as an assistant coach the past seven seasons, most recently at UCLA.

## QUICK FACTS

### GENERAL INFORMATION

**Location:** USAF Academy, CO (Colorado Springs, CO)  
**Founded:** 1954  
**Enrollment:** 4,000  
**Nickname:** Falcons  
**Colors:** Blue and Silver  
**Affiliation:** NCAA Division I  
**Conference:** Mountain West  
**Home Venue:** Clune Arena  
**Seating Capacity:** 5,843  
**Superintendent:** Lt. Gen. Jay B. Silveria  
**Athletic Director (Interim):** Col. Jennifer Block  
**Women's Basketball AD/SWA:** Chris Gines  
**Ticketing Office:** (719) 472-1895/(800)-666-USAF

### COACHING STAFF

**Head Coach:** Chris Gobrecht  
**Alma Mater:** University of Southern California '77  
**Office Phone:** (719) 333-0994  
**Coach's E-mail:** ashley.miller@usafa.edu  
**Best Time to Contact Coach:** Contact SID  
**Air Force Record /Years:** 14-82 (.125) / 4  
**DI Career Record/Years:** 556-555 (.500) / 38  
**Assistant Coaches:**  
 Stacy McIntye (Kentucky '94)  
 Erin Mills-Reid (Fairleigh Dickinson '05)  
 Clare Fitzpatrick (Cornell '13)  
 Rynae Rasley (The City College of New York '11)  
 Capt. Brooke Cultra (USAF '09)  
**Administrative Assistant:** Ashley Miller (UCCS '12)  
**Athletic Trainer:** Tony Peck

### TEAM INFORMATION

2017-18 Overall Record: 6-25  
 2017-18 MW Record (Finish): 5-13 (T8th)  
 Starters R/L: 2/3  
 Letterwinners R/L: 10/5  
 Newcomers: 10  
 Team Captains: Kaelin Immel, Venessannah Itugbu  
 Falcons by Class  
 Senior (1): Itugbu  
 Junior (2): Huffman, Pierce  
 Sophomore (7): Beale, Conroe, Hughes, Immel, McFalls, Springfield, Tomes  
 Freshman (10): Adams, Autrey, Elbourne, Gadison, Jones, Kuchins, Nicks, Snyder, Weiner, Winters

### ATHLETIC COMMUNICATIONS

**WBB SID Contact:** Marcus Rodriguez  
**Address:** 2169 Field House Drive  
 U.S. Air Force Academy, CO 80840  
**SID Office Phone:** (719) 333-9025  
**SID Cell Phone:** (719) 237-5079  
**Press Row Phone:** (719) 333-6006  
**E-mail address:** marcus.rodriguez@usafa.edu  
**Official website:** GoAirForceFalcons.com  
**Twitter:** @AF\_WBB  
**Facebook:** Facebook.com/AirForceWBB  
**Live Stream:** goairforcefalcons.com/videos/live.html  
**Mountain West:** www.themw.com  
**MW Twitter:** @MW\_WBB

## GAME NOTES

**UP NEXT:** The Falcons will travel to Minneapolis, Minnesota, to take on the 20th-ranked Minnesota Golden Gophers, Sun., Dec. 2, with a tip-off time slated for 3:00 p.m. CT. Sunday's game will mark the third meeting between the programs.

**AIR FORCE AT A GLANCE:** Air Force is led by a pair of young guards in Kaelin Immel and Briana Autrey, who average 13.6 and 11.7 ppg, respectively. Immel is shooting .500 from downtown while Autrey shoots .526 from the field. Junior Kassady Huffman, who leads the team in rebounds (9.0 rpg) and blocks (14), averages 7.3 ppg in six starts this season. Sophomore guard Emily Conroe is on the cusp of averaging 10 ppg while averaging the second-most minutes on the court (27.5 min), only behind Immel who averages 28.8 minutes.

Autrey's freshmen teammates, Riley Snyder and Haley Jones, have already made significant contributions early in their career. Snyder has four double-digit scoring performances and averages 8.3 ppg-- she is the only freshman to have started in every contest this season. Jones averages 6.8 ppg and has been consistent on the boards (5.0 rpg), splitting her season total with 16 offensive and 14 defensive boards.

As a team, Air Force shoots .587 from the line, .397 from the field and .330 from the arc with an +5.2 scoring margin. The Falcons have out-rebounded opponents by 5.8 boards per game.

**LAST TIME OUT:** Air Force ignited for a 13-0 scoring run in the fourth quarter but came up short of mounting a comeback against an undefeated Northeastern team at home. The Falcons split the weekend on the road, 1-1, to even out at 3-3 this season. Northeastern improved to 5-0.

Shooting troubles and turnovers were the difference in the game as Air Force shot only 30.8 percent from the field while giving up a season-high 27 turnovers. Emily Conroe led the Falcons with 13 points while classmate Kaelin Immel scored nine while shooting 50 percent from the field. Senior team captain Venessannah Itugbu led the defensive effort with three blocks and four steals. Junior forward Kassady Huffman registered 10 rebounds and five points while shooting 3-4 from the free throw line.

**BEAT ARMY--CHECK:** Air Force outscored Army, 19-6, in the fourth quarter to surge past the Black Knights at home, Wednesday evening, in Christl Arena, West Point. The win marks the Falcons first against Army since beating them at home in 2007. AIR FORCE NOTABLES VS. Army:

- The last time Air Force beat Army by more than 11 points was in Dec., 2005, at USAFA (73-61)
- Air Force freshmen combined for 45 points-- Air Force underclassmen (Fr.-So.) combined for 64 points.
- Briana Autrey and Riley Snyder recorded season-high scoring marks
- Kaelin Immel and Snyder recorded their fourth double-digit scoring performances while Autrey had her second
- Venessannah Itugbu, who walked on as a freshman, is the first Air Force senior to enjoy a win over Army in over a decade

**A RECORD DAY AGAINST FAIRLEIGH DICKINSON:** Twelve Falcons scored 85 points to beat Fairleigh Dickinson, 85-37, in what became Air Force's largest margin of victory in the program's Division I era. The last time Air Force won by such a large margin was against San Diego State in the 2005-06 season where the Falcons beat the Aztecs, 74-45.

Junior forward Kassady Huffman led the squad with her second-straight double-double this season, scoring 10 points and snagging 11 rebounds on the night. Sophomore guard Emily Conroe shot over 50-percent from the field to lead the team with 16 points. Conroe also tallied seven rebounds, three steals and a block on the night.

**LAST SEASON IN A NUTSHELL:** Air Force's five wins in the 2017-18 conference slate are the most in the Mountain West era. The Falcons surpassed the previous mark of four wins, set in 2005-06 and 2007-08. Air Force's signature win came in the home regular season finale, a 57-47 win over then-first place Wyoming.

Air Force set a Div. I era record for fewest points allowed per game at 62.3. The Falcons 59.7 ppg allowed in MW play is also a new record. The Falcons held opponents below 60 points 11 times last season. Air Force ranked fourth in the MW in scoring defense and were first in steals and turnovers forced, second in turnover margin and fifth in blocked shots.



## PLAYER TO WATCH // #32 KAELIN IMMEL

So. | Guard | 5-9 | Beaverton, Oregon (Southridge) | 2017-18 Averages: 15 ppg / 3.2 rpg / 2.1 apg

- 2017-18 Mountain West Freshman of the Year.
- 2017-18 Mountain West All-Freshman Team
- Led team and Mountain West freshmen in scoring at 15.0 ppg.
- Air Force Div. I season record and Air Force freshman scoring record 464 points.
- 288 points and 16.0 ppg in MW play are both school records.
- Started all 31 games.
- 8th in MW in scoring.
- 53 three's led team and ranked 6th in MW.
- Led team in scoring in 18 games, including eight in a row at one point.

- Six 20 point games.
- 21 points vs. FIU and New Mexico.
- 24 points vs. Fresno State.
- 25 points and six three's at UNLV.
- 26 points and five three's vs. San José State.
- Air Force Div. I records set:  
Pts 464, FG's made 163, FG's attempted 474
- Air Force frosh records:  
Pts 464, PPG 15.0, FG's attempted, 3pts attempted 202
- Air Force Div. I frosh records: FG's made 163

## A LOOK AT THE OPPONENT

## All-Time Series vs. Northern Colorado (21-21)

Home: 12-10; Away: 9-10; Neutral: 0-1

Last Meeting: 12/10/16, L, 44-71, at USAFA

1/8/80, H, W, 71-64	2/7/89, A, L, 70-72
2/29/80, A, L, 61-62	12/9/89, H, L, 69-74
1/20/81, A, W, 61-57	12/8/90, A, W, 73-67
2/17/81, H, W, 82-69	12/10/91, H, W, 78-73
1/26/82, A, L, 54-62	11/21/92, A, W, 64-56
2/9/82, H, W, 77-65	12/1/93, H, L, 53-57
3/11/82, N, L, 70-72	11/29/94, A, L, 52-72
1/18/83, H, W, 67-62	11/29/95, H, L, 72-90
2/11/83, A, W, 83-76	12/18/03, H, W, 75-60
3/4/83, H, L, 57-66	12/13/04, A, W, 67-62
1/31/84, A, W, 78-67	11/18/05, H, W, 67-60
2/22/84, H, W, 90-80	11/17/06, A, W, 72-59
1/29/85, A, L, 72-75	12/5/07, A, W, 56-53
2/26/85, H, W, 70-63	11/14/08, H, L, 53-73
1/17/86, H, W, 75-52	12/30/09, H, L, 53-72
2/25/86, A, L, 55-83	11/14/10, A, L, 56-79
1/7/87, H, W, 71-67	11/25/11, H, L, 51-71
2/3/87, A, W, 84-76	11/9/12, A, L, 44-68
1/23/88, A, L, 68-70	11/12/13, H, L, 60-71
2/23/88, H, W, 91-82	12/2/14, A, L, 35-76
1/17/89, H, L, 73-76	12/10/16, H, L, 44-71

**NORTHERN COLORADO AT A GLANCE:** The Bears (3-2) are led by R-Sr. guard Savannah Smith who averages nearly 18 ppg, shooting .344 from the field, .333 from down range and .800 from the free throw line. Smith had a season-high 32-point performance against Colorado and most recently dropped 19 points against San Francisco. Smith is accompanied by Krystal Leger-Walker and Shalise Fernander who average 11 points apiece this season. Ali Meyer, a 6-1 R-Sr., averages 10 rebounds per game to lead the team.

As a team, UNC averages 64.2 ppg and shoots .411 from the field and .316 from the beyond the arc. The Bears average more than five rebounds per game than opponents faced. Air Force and UNC share a common opponent in Denver. The Bears beat Denver, 74-66, while the Falcons fell, 66-92.

## UNC'S LAST TWO GAMES:

at Colorado State, W, 53-47

There was no quit in the Northern Colorado women's basketball team Tuesday night as they defeated Colorado State, 53-47, in comeback fashion. The Bears overcame a 13-point deficit early in the third quarter, storming back with lockdown defense. Micayla Isenbart led the way for the Bears offensively with a career-high 17 points.

While UNC closed the gap to seven by the end of the third quarter, the fourth quarter is when the team clamped down on defense to secure the win. The Bears held the Rams to one basket and just three points in the final quarter of play outscoring them, 16-3.

at San Francisco, W, 68-63

After a sluggish start UNC completed its second-straight double-digit comeback win Friday afternoon, defeating San Francisco 68-63. The Bears trailed by as much as 15 in the second quarter before storming back for the win.

Alexis Chapman and Savannah Smith led the way for UNC scoring with 19 each, while Ali Meyer had a monster game on the boards grabbing 17 rebounds in 24 minutes of play.

Against Colorado State on Tuesday, UNC dug themselves a 13-point hole, this time the Bears trailed by as much as 15. The comeback is tied for the second biggest in the program's Division I history.

**LAST TIME THEY MET:** Air Force dropped a 71-44 contest to Northern Colorado at Clune Arena. Dee Bennett led the Falcons with 14 points. Kassady Huffman had a team-high nine rebounds.

Northern Colorado had four players in double-figures scoring. Guard Savannah Scott led the Bears with 15 points and 10 rebounds. Air Force was out-rebounded by Northern Colorado 45-26.

Northern Colorado led 15-10 after the first quarter and 36-18 at half-time. The Falcons improved on their scoring in the second-half, with 12 points in the third quarter and 14 in the fourth.

## UNC'S LAST GAME

## Official Basketball Box Score -- Game Totals -- Final Statistics

Northern Colorado vs San Francisco

11/23/18 2:00 pm at San Francisco (War Memorial at Sobrato)

## Northern Colorado 68 • 3-2

#	Player	Total		3-Ptr		Rebounds		PF	TP	A	TO	Blk	Stl	Min
		FG-FGA	FG-FGA	FT-FTA	FT-FTA	Off	Def							
24	MEYER, Ali	f	2-2	0-0	3-8	8	9	17	4	7	1	2	1	24
44	HINTZ, Bridget	c	4-5	0-0	1-4	5	2	7	2	9	0	2	0	27
01	LEGER-WALKER, Krysta	g	1-8	1-4	0-0	0	3	3	0	3	8	6	1	39
10	SMITH, Savannah	g	7-18	3-10	2-4	2	0	2	0	19	5	6	1	40
20	CHAPMAN, Alexis	g	6-17	6-13	1-2	0	3	3	5	19	1	2	0	32
15	FERNANDER, Shalise	g	0-1	0-0	0-0	0	0	0	0	0	0	0	0	5
21	KAIN, Abby	g	3-9	0-0	2-2	3	4	7	3	8	0	1	0	23
22	ISENBART, Micayla	g	1-2	1-2	0-0	0	3	3	2	3	0	0	0	10
Team						2	2	4						
Totals			24-62	11-29	9-20	20	26	46	16	68	15	19	3	200

1st - FG %:	5-13	38.5%	2nd - 8-22	36.4%	3rd - 9-19	47.4%	4th - 2-8	25.0%	Game - 24-62	38.7%	Deadball
3FG %:	2-5	40.0%	4-10	40.0%	4-9	44.4%	1-5	20.0%	11-29	37.9%	Rebounds
FT %:	0-2	0.0%	2-4	50.0%	0-0	0.0%	7-14	50.0%	9-20	45.0%	6

## San Francisco 63 • 2-2

#	Player	Total		3-Ptr		Rebounds		PF	TP	A	TO	Blk	Stl	Min
		FG-FGA	FG-FGA	FT-FTA	FT-FTA	Off	Def							
12	LUNDQVIST, Moa	f	5-8	0-0	0-0	4	7	11	4	10	3	1	1	37
55	RATHBUN, Abby	f	1-5	0-0	0-0	0	4	4	1	2	1	1	0	4
13	ALEXANDER, Nia	g	3-5	1-2	2-2	1	0	1	3	9	1	1	0	21
23	PRECIADO, Veronica	g	1-10	1-5	2-2	1	1	2	1	5	0	1	0	4
33	POWELL, Shannon	g	5-12	3-5	1-5	1	4	5	3	14	3	6	0	1
02	VAALAVIRTA, Kia	g	4-7	4-6	2-2	0	3	3	1	14	2	1	0	22
03	GALIC, Marta	g	1-3	0-1	0-0	2	0	2	1	2	0	0	0	1
04	KLAVINA, Marianna	g	0-2	0-1	0-0	0	0	0	2	0	0	4	0	16
32	NIELACNA, Julia	g	3-5	1-1	0-2	0	0	0	1	7	1	2	0	18
Team						1	2	3						
Totals			23-57	10-21	7-13	10	21	31	17	63	11	17	1	200

1st - FG %:	9-19	47.4%	2nd - 4-14	28.6%	3rd - 6-11	54.5%	4th - 4-13	30.8%	Game - 23-57	40.4%	Deadball
3FG %:	4-7	57.1%	2-5	40.0%	2-4	50.0%	2-5	40.0%	10-21	47.6%	Rebounds
FT %:	2-2	100.0%	1-4	25.0%	0-1	0.0%	4-6	66.7%	7-13	53.8%	4,2

Officials: Karen Lasuk, Lorena Ahumada, Alejandro Moreno  
Technical fouls: Northern Colorado-None. San Francisco-None.

Attendance: 263  
NC #20 Fouled Out 9:2,4th Q

Score by periods	1st	2nd	3rd	4th	Total
Northern Colorado	12	22	22	12	68
San Francisco	24	11	14	14	63

Points	In	Off	2nd	Fast	Bench
NC	22	24	19	10	11
USF	20	18	14	9	23

Last FG - NC 4th-04:26, USF 4th-00:45.

Largest lead - NC by 10 3rd-01:40, USF by 15 2nd-09:48.

NC led for 21:12. USF led for 14:46. Game was tied for 04:02.

Score tied - 3 times.  
Lead changed - 9 times.

## LAST MEETING BETWEEN AF-UNC

## Official Basketball Box Score -- Game Totals -- Final Statistics

Northern Colorado vs Air Force

12/10/16 2:30 pm MT at Clune Arena - USAF Academy, Colo.

## Northern Colorado 71 • 6-2

#	Player	Total		3-Ptr		Rebounds		PF	TP	A	TO	Blk	Stl	Min
		FG-FGA	FG-FGA	FT-FTA	FT-FTA	Off	Def							
33	WILLIAMS, Kianna	f	1-3	0-0	0-0	3	2	5	4	2	0	1	0	1
33	SMITH, Courtney	c	4-7	0-0	0-0	0	4	4	1	8	5	0	0	18
01	LEGER-WALKER, Krysta	g	3-7	2-4	2-2	0	5	5	1	10	3	4	0	1
02	SCOTT, Savannah	g	7-10	1-1	0-0	3	7	10	2	15	3	4	0	24
10	SMITH, Savannah	g	2-12	0-5	0-0	0	3	3	1	4	4	2	0	26
04	KRAMER, Kirsten	g	0-1	0-1	0-0	0	1	1	2	0	1	2	0	7
05	KARAKO, Mandy	g	4-6	1-3	2-2	0	2	2	1	11	0	3	0	19
15	LONGWELL, Katie	g	0-0	0-0	4-4	0	5	5	1	4	4	2	0	1
21	KAIN, Abby	g	1-3	0-0	3-3	0	0	0	1	5	0	1	0	14
22	NOBLE, Danielle	g	1-3	0-0	0-2	2	2	4	3	2	0	1	0	10
44	HINTZ, Bridget	g	4-4	0-0	2-2	0	0	0	4	10	1	0	0	8
Team						3	3	6						
Totals			27-56	4-14	13-15	11	34	45	21	71	21	20	0	200

1st - FG %:	3-14	21.4%	2nd - 10-14	71.4%	3rd - 6-19	42.1%	4th - 6-9	66.7%	Game - 27-56	48.2%	Deadball
3FG %:	1-3	33.3%	1-3	33.3%	1-6	16.7%	1-2	50.0%	4-14	28.6%	Rebounds
FT %:	8-8	100.0%	0-0	0.0%	0-2	0.0%	5-5	100.0%	13-15	86.7%	0

## Air Force 44 • 2-7

#	Player	Total		3-Ptr		Rebounds		PF	TP	A	TO	Blk	Stl	Min
		FG-FGA	FG-FGA	FT-FTA	FT-FTA	Off	Def							
00	BENNETT, Dee	f	5-11	0-1	4-6	1	4	5	2	14	1	3	1	1
55	HUFFMAN, Kassady	f	1-2	0-0	0-0	1	8	9	1	2	2	3	1	1
10	ITUGBU, Venessannah	g	0-4	0-1	0-0	1	0	1	2	0	0	0	0	16
11	PORTER, Courtney	g	3-10	0-1	2-2	0	3	3	3	8	2	2	0	28
33	FORDE, Mariah	g	1-7	1-4	2-2	0	0	0	2	5	3	5	0	3
05	FALVEY, Sarah	g	0-0	0-0	0-0	0	0	0	1	0	0	0	0	1
12	DAVIS, Kallin	g	3-5	1-3	2-5	0	1	1	1	9	0	1	0	28
15	EMEKA, Ifeoma	g	2-5	0-0	0-1	0	3	3	4	0	2	0	1	15
25	CHAPMAN, Erika	g	0-4	0-0	2-4	1	1	2	1	2	0	2	0	16
32	GLAAB, Darby	g	0-1	0-0	0-0	0	0	0	1	0	0	0	0	8
Team						2	0	2						
Totals			15-49	2-10	12-20	6	20	26	17	44	8	21	2	200

1st - FG %:	5-15	33.3%	2nd - 2-8	25.0%	3rd - 4-12	33.3%	4th - 4-14	28.6%	Game - 15-49	30.6%	Deadball
3FG %:	0-2	0.0%	0-2	0.0%	1-2	50.0%	1-4	25.0%	2-10	20.0%	Rebounds
FT %:	0-1	0.0%	4-6	66.7%	3-5	60.0%	5-8	62.5%	12-20	60.0%	2

Officials: Penny Davis, Chuck Gonzalez, Tiffany Bird  
Technical fouls: Northern Colorado-None. Air Force-None.  
Attendance: 375

Score by periods	1st	2nd	3rd	4th	Total
Northern Colorado	15	21	17	18	71
Air Force	10	8	12	14	44

Points	In	Off	2nd	Fast	Bench
NC	40	26	6	4	32
AF	26	18	5	0	15

Last FG - NC 4th-01:45, AF 4th-00:33.

Largest lead - NC by 30 4th-04:19, AF by 1 1st-04:10.

NC led for 38:27. AF led for 00:26. Game was tied for 01:07.

Score tied - 1 time.  
Lead changed - 2 times.



## ROSTER BREAKDOWN

### STARTERS RETURNING (2)

#	Name	Yr.	Pos.	Ht.	GP/GS	2016-17 Stats
32	Kaelin Immel (C)	So.	G	5-9	31-31	15 ppg, 3.2 rpg
13	Emily Conroe	So.	G	5-10	31-27	11.3 ppg, 5 rpg

### STARTERS LOST (3)

#	Name	Yr.	Pos.	Ht.	GP/GS	2016-17 Stats
11	Cortney Porter	Gr.	G	5-9	31-31	8.7ppg, 5.7 rpg
25	Erika Chapman	Gr.	F	5-10	29-23	7.9 ppg, .780 ft%
0	Dee Bennett	Gr.	F	6-0	31-25	6.3 rpg, 4.6ppg

### LETTERWINNERS RETURNING (8)

#	Name	Yr.	Pos.	Ht.	GP/GS	2016-17 Stats
5	Kennedy Beale	So.	G	5-6	13-0	9 pts, 3 stl
55	Kassady Huffman	Jr.	F	6-2	DNP	DNP
30	Naomi Hughes	So.	F	6-0	21-1	53 pts, 9 stl
10	Venessannah Itugbu (C)	Sr.	G	5-9	28-13	55 pts, 23 blk
21	Michaela McFalls	So.	F	5-11	9-0	2 pts, 2 stl
11	Sarah Pierce	Jr.	G	5-7	10-1	45 pts, 9 stl
24	Alexis Springfield	So.	G	5-6	30-0	55 pts, 20 stls
14	Noelle Tomes	So.	G	5-8	DNP	DNP

### LETTWINNERS LOST (2)

#	Name	Yr.	Pos.	Ht.	GP/GS	2016-17 Stats
12	Jenn Urbaniak	Jr.	G/F	6-0	13-0	20 pts, 5 blk
24	Sierra Rains	So.	G	5-9	11-0	17 pts

### NEWCOMERS (10)

#	Name	Pos.	Ht.	Hometown(Highschool)
12	Jenna Adams	C	6-1	Lebanon, OH (Bishop Fenwick)
1	Briana Autrey	G	5-5	Suffolk, VA (Nansemond River)
15	Tanisha Elbourne	G	5-8	Honolulu, HI (Punahou School)
2	Audrey Gadison	G	5-7	Blaine, MN (St. Croix Lutheran Academy)
0	Haley Jones	G	6-0	Torrance, CA (West Torrance)
35	Coco Kuchins	G	5-9	Chevy Chase, MD (Winston Churchill/USAFA Prep)
41	Natalie Nicks	G	5-7	Pensacola, FL (W. Fla. School of Advanced Tech./USAFA Prep)
23	Riley Snyder	F	6-0	Fruita, CO (Fruita Monument)
25	Audrey Weiner	F	6-0	Buford, GA (Buford)
3	Cierra Winters	G	5-7	El Paso, TX (Franklin/USAFA Prep)

### PRONUNCIATIONS

Briana AUTREY .....	Bri-AH-nuh, Ah-Tree
Kennedy BEALE.....	Beal
Brook CULTRA.....	KULL-tra
TANISHA Elbourne .....	Ta-neesh-uh
NAOMI Hughes.....	NAY-oh-MEE
Kaelin IMMEL.....	IM-ull
Venessannah ITUGBU.....	venice-sauna, ee-TOOG-boo
Coco KUCHINS.....	KUH-chins
Rynae RASLEY.....	Renee, RAYS-lee
Audrey WEINER.....	Whiner

### FALCONS BY CLASS

#### Senior (1)

Itugbu

#### Junior (2)

Huffman, Pierce

#### Sophomore (7)

Beale, Conroe, Hughes, Immel, McFalls, Springfield, Tomes

#### Freshman (10)

Adams, Autrey, Elbourne, Gadison, Jones Kuchins, Nicks, Snyder, Weiner, Winters

### FALCONS BY HEIGHT

6-2 (1) - Huffman

6-1 (1) - Adams

6-0 (3) - Jones, Snyder, Weiner, Hughes

5-11 (1) - McFalls

5-10 (1) - Conroe

5-9 (3) - Itugbu, Immel, Kuchins

5-8 (2) - Tomes, Elbourne

5-7 (4) - Gadison, Winters, Pierce, Nicks

5-6 (2) - Beale Springfield

5-5 (1) - Autrey

### FALCONS BY STATE (13 STATES)

#### ARIZONA (1)

Alexis Springfield (Gilbert)

#### CALIFORNIA (1)

Haley Jones (Torrance)

#### COLORADO (3)

Venessannah Itugbu (Colorado Springs)

Kassady Huffman (Colorado Springs)

Riley Snyder (Fruita)

#### FLORIDA (1)

Natalie Nicks (Pensacola)

#### GEORGIA (2)

Naomee Hughes (Grovetown)

Audrey Weiner (Buford)

#### HAWAII (1)

Tanisha Elbourne (Honolulu)

#### MARYLAND (1)

Coco Kuchins (Chevy Chase)

#### MINNESOTA (2)

Audrey Gadison (Blaine)

Noelle Tomes (Woodbury)

#### OHIO (1)

Jenna Adams (Lebanon)

#### OREGON (1)

Kaelin Immel (Beaverton)

#### TENNESSEE (2)

Sarah Pierce (Unionville)

Michaela McFalls (Lenior City)

#### TEXAS (1)

Cierra Winters (El Paso)

#### VIRGINIA (3)

Briana Autrey (Suffolk)

Kennedy Beale (Norfolk)

Emily Conroe (Fredericksburg)

### FALCONS BY POSITION

#### Guards (14)

Haley Jones, Briana Autrey, Audrey Gadison, Cierra Winters, Kennedy Beale, Venessannah Itugbu, Sarah Pierce, Emily Conroe, Noelle Tomes, Tanisha Elbourne, Alexis Springfield, Kaelin immel, Coco Kuchins, Natalie Nicks



#### Forwards (5)

Michaela McFalls, Riley Snyder, Audrey Weiner, Naomi Hughes, Kassady Huffman

#### Centers (1)

Jenna Adams

T.V./RADIO VISUAL ROSTER



Chris Gobrecht  
Head Coach



Stacy McIntyre  
Asst. Coach



Erin Mills-Reid  
Asst. Coach



Clare Fitzpatrick  
Asst. Coach



Rynae Rasley  
Asst. Coach



Capt. Brooke Cultra  
Asst. Coach

## MOUNTAIN WEST NOTES














## WOMEN'S BASKETBALL

WEEKLY RELEASE - NOVEMBER 27, 2018

Contact: Samuel Feldman, Assistant Director, Strategic Communications · Email: sfeldman@themw.com · Phone: 719-487-2462 · Cell: 720-413-0531

## 2018-19 MOUNTAIN WEST STANDINGS

School	Conference					Overall					Neut.	Last 10	Streak
	W	L	Pct.	H	A	W	L	Pct.	H	A			
	0	0	.000	0-0	0-0	5	1	.833	3-1	0-0	2-0	8-2	W2
	0	0	.000	0-0	0-0	3	1	.750	3-0	0-1	0-0	4-6	W3
	0	0	.000	0-0	0-0	3	1	.750	2-1	1-0	0-0	7-3	W2
	0	0	.000	0-0	0-0	4	2	.667	3-1	1-1	0-0	5-5	L1
	0	0	.000	0-0	0-0	3	2	.600	2-0	0-2	1-0	5-5	L1
	0	0	.000	0-0	0-0	2	2	.500	2-1	0-1	0-0	5-5	W1
	0	0	.000	0-0	0-0	3	3	.500	2-1	1-2	0-0	6-4	L1
	0	0	.000	0-0	0-0	2	4	.333	1-2	1-0	0-2	4-6	L4
	0	0	.000	0-0	0-0	1	3	.250	1-1	0-2	0-0	2-8	W1
	0	0	.000	0-0	0-0	1	4	.200	0-3	1-1	0-0	4-6	L2
	0	0	.000	0-0	0-0	1	4	.200	1-3	0-1	0-0	3-7	L1

## THREE-DAY LOOK AHEAD

TUESDAY, NOVEMBER 27	BROADCAST	TIME
Montana State at <b>Wyoming</b>	MWN	6:30 p.m. MT
WEDNESDAY, NOVEMBER 28	BROADCAST	TIME
Northern Colorado at <b>Air Force</b>	MWN	5 p.m. MT
Fresno State at <b>USC</b>	Pac-12 Plus	5 p.m. PT
San Diego State at <b>San Diego</b>	TheW.tv	6 p.m. PT
Colorado State at <b>Gonzaga</b>	TheW.tv	6 p.m. PT
Oklahoma at <b>New Mexico</b>	MWN	7 p.m. MT
Utah State at <b>Portland</b>	TheW.tv	7 p.m. PT
THURSDAY, NOVEMBER 29	BROADCAST	TIME
Pacific at <b>San José State</b>	MWN	7 p.m. PT

Home teams in **BOLD**

## THREE-DAY RECAP

**SUNDAY, NOVEMBER 25**  
 Colorado 78 def. Utah State 68 (2)  
**Colorado State 56** def. Cornell 53  
 USC 72 def. **Nevada 51** (2)  
 Middle Tennessee 66 def. **UNLV 62** (4)

**SATURDAY, NOVEMBER 24**  
**Northeastern 54** def. Air Force 41  
**UNLV 69** def. UC Santa Barbara 51 (4)  
**San José State 82** def. CSU Bakersfield 72  
 New Mexico 89 def. **Houston 84**  
 Boise State 61 def. Northern Iowa 60 (3)  
**Pacific 70** def. Wyoming 64 (1)  
 TCU 81 def. **San Diego State 64**

**FRIDAY, NOVEMBER 23**  
 Wyoming 53 def. North Texas 49 (1)  
 Colorado 65 def. **Nevada 52** (2)  
 USC 55 def. Utah State 46 (2)  
**San Diego State 83** def. Cal Baptist 67  
**Fresno State 70** def. UT Arlington 61  
 Boise State 91 def. Idaho 85 (3)

Tiger Turkey Tip-Off (1) (Stockton, Calif.)  
 Nugget Classic (2) (Reno, Nev.)  
 Beach Classic (3) (Long Beach, Calif.)  
 Lady Rebel Round-Up (4) (Las Vegas, Nev.)  
 Home teams in **BOLD**





## MOUNTAIN WEST NOTES

## IN THE WEEK AHEAD

- Boise State (5-1), are atop the Mountain West standings after defeating 2017 WNIT participants Idaho (91-85) and Northern Iowa (61-60) at the Long Beach Classic. This weekend, the Broncos will play in their first true road game of the season as they visit Washington State.
- On Wednesday, the Mountain West will have members participating in six contests. Notably, Fresno State will visit USC and Colorado State will visit Gonzaga for road contests. New Mexico will host Big 12 opponent Oklahoma and will look to improve its home record to 3-1.
- Mountain West fans will want to keep their eye on a pair of Sunday contests with San Diego State hosting Arizona (1 p.m. PT), while Air Force visits Minnesota (3 p.m. CT).

## MW RANKINGS

- In the latest RPI rankings, Boise State leads the Mountain West at No. 41, while Utah State (62) and New Mexico (75) round out the top 100.
- In the Associated Press Top 25, Boise State received two votes, while New Mexico received one vote in the USA Today Coaches Poll.

## NOTABLES

- New Mexico's **Aisia Robertson** was named the Mountain West Player of the Week after notching a triple-double in the Lobos double-overtime victory against Houston (89-84). Robertson's performance was the sixth triple-double in Division I hoops this season and the 17th in the history of the league. Robertson leads the nation in assists per game (10.0).
- The Wyoming Cowgirls are shooting well to start the 2018 season, ranking No. 7 nationally in 3-point field-goal percentage (43.5%), No. 22 in field-goal percentage (47.5%).
- Colorado State improved to 83-20 at Moby Arena under seventh-year head coach **Ryun Williams** this past weekend after defeating Cornell (56-53).
- Through five games, UNLV's **Katie Powell** is averaging 16 points per game, and in the final contest of the Lady Rebel Classic scored 22 points and grabbed six rebounds.

- The San José State women's basketball team had five players score in double figures, while shooting 54 percent from the floor, helping lead the Spartans to an 82-72 victory over CSU Bakersfield last weekend. SJSU's **Cyndi Lewis** is pacing the Spartans offense, averaging 10.0 points per game.

## BY THE NUMBERS

- 3:** Three MW teams rank in the top 25 nationally in fewest turnovers: Colorado State (T-16th; 55), Fresno State (T-20th; 57) and Wyoming (22nd; 58).
- 14:** Nevada's **Jade Redmon** finished with a team-high 14 points against USC and was named to the Nugget Classic All-Tournament team following this past weekend. Redmon has scored in double figures in all five games this season.
- 64:** New Mexico's **Jaisa Nunn** is currently 14th in the nation in shooting percentage. The senior center, and Lisa Leslie Award Watch List Candidate, is shooting 64.6 percent from the field through four games.

## 20TH SEASON OF MOUNTAIN WEST WOMEN'S BASKETBALL

The 20th season of Mountain West women's basketball tipped off on Nov. 6. Led by the vision of then-Colorado State President Dr. Albert Yates, the Mountain West was formed when presidents of eight institutions - Air Force, BYU, Colorado State, New Mexico, San Diego State, UNLV, Utah and Wyoming - decided to form a new NCAA Division I-A intercollegiate athletic conference.

## 2018-19 MW WOMEN'S PRESEASON ALL-CONFERENCE/PREDICTED ORDER OF FINISH

The Mountain West announced its 2018-19 preseason women's basketball predicted order of finish and All-Conference team on Nov. 1. Boise State has been selected as the preseason favorite to win the league title for the second consecutive year after receiving 19 first-place votes and 229 total points. Broncos junior **Riley Lupfer** earned MW Preseason Player of the Year honors, while teammate **Jade Loville** was tabbed MW Preseason Freshman of the Year. Colorado State guard **Mollie Mounsey** is the MW Preseason Newcomer of the Year.

The MW's preseason predicted order of finish, all-conference team and individual honors were voted on by a panel of the Conference's 11 head coaches and select women's basketball media from around the league.

The Broncos, who finished the 2017-18 season with a 23-10 record and a 14-4 MW mark en route to a regular and postseason Conference championship, finished just 21 points ahead of UNLV. The Lady Rebels earned 208 points and the remaining four first-place votes. Fresno State placed third in the poll with 175 points, while Wyoming (158) and New Mexico (150) round out the top 5.

Complete release available at [TheMW.com](http://TheMW.com)

## 2018-19 MW PRESEASON PREDICTED ORDER OF FINISH

Rank/School (First-Place Votes)	Points
1. Boise State (19)	229
2. UNLV (4)	208
3. Fresno State	175
4. Wyoming	158
5. New Mexico	150
6. Colorado State	128
7. Nevada	115
8. Utah State	86
9. San Diego State	64
10. Air Force	57
11. San Jose State	27

## 2018-19 MW PRESEASON ALL-CONFERENCE TEAM

Riley Lupfer, Jr., G, Boise State  
 Marta Hermida, Sr., G, Boise State  
 Candice White, Sr., G, Fresno State  
 Jaisa Nunn, Sr., C, New Mexico  
 Katie Powell, Sr., F/C, UNLV

## PLAYER OF THE YEAR

Riley Lupfer, Jr., G, Boise State

## FRESHMAN OF THE YEAR

Jade Loville, G, Boise State

## NEWCOMER OF THE YEAR

Mollie Mounsey, Jr., G, Colorado State

## MOUNTAIN WEST NOTES

## ALL-TIME DOUBLE-DOUBLES

PLAYER, TEAM	*CAREER
Linda Fröhlich, UNLV (99-02)	43
Aubrey Vandiver, Wyoming (06-11)	38
Bego Faz Davalos, Fresno State (14-17)	37
Jamie Smith, UNLV (08-12)	34
Kim Smith, Utah (02-06)	33
Sherry McCracklin, UNLV (01-03;05-06)	25
Kalee Whipple, Utah (06-10)	24
Shamela Hampton, UNLV (05-09)	24
RanDee Henry, UNLV (03-05)	24
Chaundra Sewell, Wyoming (09-13)	23
Carrie Bacon, Wyoming (99; 01-03)	23
<b>Jaisa Nunn, New Mexico (2015-Present)</b>	<b>22</b>
Kayla Woodward, Wyoming (11-15)	22
Paris Johnson, San Diego State (07-11)	22
Ellen Nystrom, Colorado State (13-17)	21
Jasmine Smith, San José State (13-17)	21
Ashlee Dunlap, San Diego State (02-05)	21
Alecia Steele, Air Force (04-08)	21
Melissa Dennett, Colorado State (02-06)	20

## Current players with 1+ career double-doubles

PLAYER, CLASS, TEAM	2018-19	*CAREER
NUNN, Jaisa, Sr., New Mexico	2	22
POWELL, Katie, Sr., UNLV	-	13
DUFFICY, Shannon, Jr., Utah State	2	9
BRIGGS, Terae, Sr., Nevada	1	6
BRADY, Andrea, Sr., Colorado State	-	5
COTTON, Bailee, Sr., Wyoming	-	4
UTTI, Maddi, So., Fresno State	-	4
WHEATLEY, Nikki, Sr., UNLV	-	4
WHITE, Candice, Sr., Fresno State	-	4
HERMIDA, Marta, Sr., Boise State	-	3
CONROE, Emily, So., Air Force	-	2
HUFFMAN, Kassady, Jr., F. Air Force	2	2
ROBERTSON, Aisia, Jr., New Mexico	2	2
STRAWTHOR, Paris, Sr., UNLV	-	2
ADAMS, Mallory, Fr., SDSU	1	1
BASSETT, Hailey, Jr., Utah State	-	1
GAMEZ, Aly, So., Fresno State	-	1
MASON, Deja, Sr., Utah State	-	1
OGIER, Genna, So., Fresno State	-	1
VANDERSCHAAP, Marijke., Sr., Boise State	-	1

## SINGLE-SEASON DOUBLE-DOUBLE LEADERS

PLAYER, TEAM	#	*SEASON
Bego Faz Davalos, Fresno State	21	2016-17
Linda Fröhlich, UNLV	20	1999-00
Jaisa Nunn, New Mexico	19	2017-18
Aubrey Vandiver, Wyoming	17	2009-10
Bego Faz Davalos, Fresno State	14	2015-16
Chelsea Hopkins, San Diego State	14	2012-13
Chelsea Hopkins, San Diego State	14	2011-12
Aubrey Vandiver, Wyoming	14	2010-11
Shamela Hampton, UNLV	14	2008-09
Linda Fröhlich, UNLV	14	2001-02
Jamie Smith, UNLV	13	2008-09
Kim Smith, Utah	13	2003-05
RanDee Henry, UNLV	13	2003-04
Sherry McCracklin, UNLV	13	2003-04

\*minimum 16 career for non-active players listed & only years in Mountain West **bold** = current players

## ALL-TIME TRIPLE-DOUBLES

PLAYER, CLASS, TEAM	2018-19	*CAREER
Chelsea Hopkins, San Diego State	-	4
Dec. 28, 2012 - vs. SMU - 22p/10r/11a		
Jan. 16, 2013 - at UNLV - 22p/11r/10a		
Jan. 23, 2013 - vs. Nevada - 25p/10r/10a		
March 9, 2013 - vs. Boise State - 13p/11r/12a		
Cherise Beynon, New Mexico	-	3
Feb. 8, 2017 - vs. Air Force - 20p/12r/12a		
Feb. 18, 2017 - vs. Fresno State - 15p/15r/10a		
Jan. 27, 2018 - vs. Fresno State - 22p/13r/11a		
Bego Faz Davalos, Fresno State	-	2
Dec. 8, 2015 - vs. CSU Stanislaus - 24p/17r/10blk		
Nov. 18, 2016 - vs. CSUN - 18p/14r/10blk		
Helena Sverrisdottir, TCU	-	2
Jan. 2, 2010 - vs. Texas A&M CC - 17p/11r/11a		
March 17, 2011 - vs. Oral Roberts - 16p/10r/11a		
Aisia Robertson, Jr., New Mexico	-	1
Nov. 24 2018 - vs. Houston - 28p/11r/11a		
Marta Hermida, Sr., Boise State	-	1
Nov. 26 2017 - vs. Corban - 22p/11r/10a		
T Moe, Sr., Nevada	-	1
Nov. 14, 2014 - vs. UC Santa Barbara - 19p/12r/11a		
Ellen Nystrom, Colorado State	-	1
Jan. 8, 2014 - vs. San José State - 11p/14r/10a		
Shona Thorburn, Utah	-	1
March 11, 2006 - vs. BYU - 15p/10r/11a		
Jade Kennedy, Wyoming	-	1
Jan. 5, 2011 - vs. Colorado State - 17p/11r/11a		

\* = only years in Mountain West  
**bold** = current players

## MOUNTAIN WEST VS. OTHER CONFERENCES

CONFERENCE	2018-19	PCT.	ALL-TIME	PCT.
America East	1-0	1.000	8-8	.500
American	1-0	1.000	9-5	.643
Atlantic Coast	0-1	.000	9-32	.220
Atlantic Sun	0-0	.000	5-3	.625
Atlantic 10	0-1	.000	16-17	.485
Big East	0-0	.000	16-36	.308
Big Sky	1-3	.250	184-97	.655
Big South	0-0	.000	6-5	.545
Big Ten	0-0	.000	23-42	.354
Big 12	0-1	.000	37-95	.280
Big West	6-1	.833	131-59	.689
Colonial	0-1	.000	11-2	.846
Conference USA	1-1	.500	37-26	.587
Horizon	1-1	.500	10-15	.400
Independent	0-0	.000	33-11	.750
Ivy	1-0	1.000	11-6	.647
Metro Atlantic	0-0	.000	5-4	.555
Mid-American	0-0	.000	19-18	.514
Mid-Eastern	0-0	.000	13-1	.929
Mid Continent	0-0	.000	14-5	.000
Missouri Valley	1-0	1.000	18-29	.383
Northeast	1-0	1.000	11-5	.688
Ohio Valley	0-0	.000	17-9	.654
Pacific-12	1-7	.143	75-160	.319
Patriot	1-0	1.000	21-24	.467
Provisional	0-0	.000	4-2	.667
Southeastern	0-1	.000	14-44	.241
Southern	0-0	.000	8-4	.677
Southland	1-0	1.000	48-8	.857
Southwestern	0-0	.000	29-1	.967
Summit	0-1	.000	30-24	.556
Sun Belt	2-0	1.000	39-26	.600
Western Athletic	1-0	1.000	125-73	.631
West Coast	0-7	.000	110-122	.474
Great West	N/A	.000	13-2	.867
Reclassifying	0-0	.000	21-3	.875
Non-Division I	8-1	.889	131-11	.923
<b>TOTAL</b>	<b>28-27</b>	<b>.509</b>	<b>1,311-1,035</b>	<b>.559</b>

## 2018-19 HOME ATTENDANCE FIGURES

School	G	Total	Avg.	(Rk)	High
Air Force	3	1,743	581	-	991 vs. George Mason (11/9)
Boise State	4	6,196	1,549	-	4,125 vs. Louisville (11/19)
Colorado State	3	3,427	1,142	-	1,401 vs. Cornell (11/25)
Fresno State	3	5,690	1,897	-	1,958 vs. UT Arlington (11/23)
Nevada	3	3,279	1,093	-	1,227 vs. Utah (11/7)
New Mexico	3	13,334	4,445	(9)	4,585 vs. Texas State (11/9)
San Diego State	4	5,563	1,391	-	2,561 vs. Hawai'i (11/9)
San José State	2	1,125	562	-	805 vs. Cal State Bakersfield (11/24)
UNLV	4	3,248	812	-	1,373 vs. Gonzaga (11/17)
Utah State	3	1,845	615	-	730 vs. BYU (11/20)
Wyoming	2	4,740	2,370	-	2,396 vs. Chadron State (11/8)
<b>Total</b>	<b>34</b>	<b>50,190</b>	<b>1,476</b>		<b>4,585 UNM vs. Texas State</b>

## WOMEN'S BASKETBALL HOME RECORDS

Year	AFA	BSU^	BYU%	CSU	FS~	NEV~	UNM	SDSU	SJSU	TCU	UNLV	Utah	USU&	WYO	TOTAL
1999-00	4-11	-	9-2	16-4	-	-	13-4	7-7	-	-	11-4/1-1	11-2	-	3-7	75-42
2000-01	2-11	-	10-4	12-2	-	-	16-5	8-4	-	-	13-5/0-0	17-1	-	7-6	85-38
2001-02	3-10	-	7-3	15-1	-	-	14-3	7-8	-	-	8-3/7-0*	7-3	-	9-4	77-35
2002-03	4-9	-	11-1	17-1	-	-	17-2	6-7	-	-	12-4*	13-0	-	9-4	89-28
2003-04	3-12	-	5-6	11-5	-	-	14-4	4-10	-	-	2-1/14-1*	12-1	-	7-7	72-47
2004-05	4-10	-	12-3	11-5	-	-	16-1	7-9	-	-	4-0/8-5*	13-3	-	10-3	85-39
2005-06	7-8	-	10-3	6-8	-	-	16-2	3-11	-	11-3	6-0/5-3*	12-2	-	12-4	88-44
2006-07	3-9	-	12-1	6-8	-	-	13-2	11-5	-	15-1	1-3/10-5*	12-3	-	16-1	99-38
2007-08	7-6	-	9-5	2-12	-	-	12-7	9-6	-	15-3	1-4/4-8*	14-1	-	13-1	86-53
2008-09	4-13	-	8-6	6-10	-	-	19-3	15-1	-	12-2	3-1/9-8*	14-2	-	8-6	98-52
2009-10	3-13	-	11-2	9-5	-	-	12-6	12-2	-	15-0	0-1/6-10*	13-3	-	13-3	94-45
2010-11	8-8	-	14-2	10-5	-	-	6-9	5-9	-	14-3	1-5/6-5*	7-9	-	14-4	85-59
2011-12	3-10	10-7	-	10-3	-	-	6-10	13-1	-	11-5	1-1/11-4*	-	-	7-7	72-48
2012-13	4-10	7-8	-	8-7	12-2	4-10	11-6	14-2	-	-	1-1/6-8*	-	-	13-2	80-56
2013-14	1-12	12-4	-	14-2	12-4	11-5	8-8	8-7	9-6	-	3-3/7-6*	-	9-5	12-2	106-64
2014-15	2-11	13-2	-	15-2	15-1	7-7	14-3\$	8-6	9-4	-	1-2/8-4*	-	7-6	9-5	108-53
2015-16	1-11	10-5	-	15-0	12-4	4-11	10-7\$	7-9	8-7	-	3-1/11-3 *	-	8-6	10-5	99-69
2016-17	2-12	14-2	-	16-2	8-7	8-9	11-7	8-6	6-7	-	3-0/9-3*	-	12-4	15-3	112-62
2017-18	3-12	11-5	-	13-6	11-5	12-5	19-3	9-7	5-10	-	1-1/11-4*	-	6-7	13-3	114-68
2018-19	2-1	3-1	-	2-1	3-0	0-3	2-1	3-1	1-1	-	0-0/1-3	-	1-2	2-0	20-14
<b>MW Totals</b>	<b>70-199</b>	<b>80-34</b>	<b>118-38</b>	<b>214-89</b>	<b>73-23</b>	<b>46-50</b>	<b>249-93</b>	<b>164-118</b>	<b>38-35</b>	<b>93-17</b>	<b>210-120</b>	<b>145-30</b>	<b>43-30</b>	<b>202-77</b>	<b>1,744-954</b>
	(.260)	(.702)	(.756)	(.706)	(.760)	(.479)	(.728)	(.582)	(.521)	(.845)	(.636)	(.829)	(.589)	(.724)	(.646)



## MOUNTAIN WEST NOTES

## 2018-19 MW NONCONFERENCE RECORDS

TEAM	OVERALL	HOME	AWAY	NEUTRAL	VS. TOP 25 (AP)
Air Force	3-3	2-1	1-2	0-0	0-0
Boise State	5-1	3-1	0-0	2-0	0-1
Colorado State	2-2	2-1	0-1	0-0	0-0
Fresno State	3-1	3-0	0-1	0-0	0-0
Nevada	1-4	0-3	1-1	0-0	0-0
New Mexico	3-1	2-1	1-0	0-0	0-0
San Diego State	4-2	3-1	1-1	0-0	0-0
San José State	1-3	1-1	0-2	0-0	0-0
UNLV	1-4	1-3	0-1	0-0	0-0
Utah State	2-4	1-1	1-1	0-2	0-1
Wyoming	3-2	2-0	1-2	0-0	0-0
<b>TOTALS</b>	<b>28-27</b>	<b>20-13</b>	<b>6-12</b>	<b>2-2</b>	<b>0-2</b>

## 2018-19 MW ACTIVE SCORING LEADERS BY CLASS

## FRESHMEN

Jayla Everett, G, New Mexico	17.0
Sophia Ramos, G, San Diego State	12.8
Brianna Autrey, G, Air Force	11.7
Steph Gorman, G, Utah State	10.5

## SOPHOMORES

Lore Devos, G, Colorado State	15.0
Maddi Utti, F, Fresno State	14.3
Téa Adams, G, San Diego State	13.7
Kaelin Immel, G, Air Force	13.6

## JUNIORS

Aisia Robertson, G, New Mexico	16.0
Shannon Dufficy, G/F, Utah State	14.2
Riley Lupfer, G, Boise State	11.7
Mollie Mounsey, G, Colorado State	10.8

## SENIORS

Jaisa Nunn, C, New Mexico	20.8
Katie Powell, C, UNLV	16.0
Candice White, G, Fresno State	15.5
Marta Gomez, F, Wyoming	14.8

## 2018-19 MW ACTIVE REBOUNDING LEADERS BY CLASS

## FRESHMEN

Mallory Adams, G, San Diego State	7.7
Jayla Everett, G, New Mexico	5.5
Sophia Ramos, G, San Diego State	5.2
Riley Snyder, F, Air Force	5.2

## SOPHOMORES

Lore Devos, G, Colorado State	7.3
Maddi Utti, F, Fresno State	6.0
Danae Marquez, G, San José State	5.3
Genna Ogier, F, Fresno State	5.0

## JUNIORS

Kassady Huffman, F, Air Force	9.0
Shannon Dufficy, G/F, Utah State	7.7
Aisia Robertson, G, New Mexico	7.3
Kristina Cavey, G/F, Fresno State	6.0

## SENIORS

Nike McClure, F, New Mexico	8.0
Jaisa Nunn, C, New Mexico	7.5
Katie Powell, F/C, UNLV	7.2
Joyce Harrell, F, Boise State	6.7

## ANNUAL NONCONFERENCE RECORDS

YEAR	W	L	PCT.
1999-00	62	46	.574
2000-01	77	41	.653
2001-02	71	39	.645
2002-03	75	40	.652
2003-04	65	49	.570
2004-05	70	43	.619
2005-06	78	35	.690
2006-07	74	48	.607
2007-08	67	55	.549
2008-09	74	50	.597
2009-10	79	48	.622
2010-11	68	59	.535
2011-12	57	62	.479
2012-13	58	64	.475
2013-14	58	66	.472
2014-15	55	72	.433
2015-16	56	68	.452
2016-17	72	58	.554
2017-18	67	69	.493
2018-19	28	27	.509
<b>TOTALS</b>	<b>1,311</b>	<b>1,035</b>	<b>.559</b>

TEAM-BY-TEAM  
NONCONFERENCE RECORDS

(Since 1999-2000; current MW members)

TEAM	W-L	PCT.
Air Force	69-170	.288
Boise State	58-36	.617
Colorado State	151-109	.581
Fresno State	44-35	.556
Nevada	30-45	.400
New Mexico	175-97	.643
San Diego State	129-112	.535
San José State	21-40	.344
UNLV	147-114	.563
Utah State	25-38	.397
Wyoming	171-84	.671

Boise State became MW member on July 1, 2011;  
Fresno State & Nevada became MW members on July 1, 2012; San José State and Utah became MW members on July 1, 2013.

## MW AT THE HALF &amp; OVERTIME

TEAM	LEAD	TIED	TRAIL	OT
Air Force	3-1	0-0	0-2	0-0
Boise State	3-0	0-0	2-1	0-0
Colorado State	0-1	0-0	2-1	0-0
Fresno State	3-0	0-0	0-1	0-0
Nevada	1-1	0-0	0-3	0-0
New Mexico	3-0	0-0	0-1	1-0
San Diego State	4-0	0-0	0-2	0-0
San José State	1-0	0-0	0-3	0-0
UNLV	1-1	0-0	0-3	0-0
Utah State	1-1	0-0	1-3	0-0
Wyoming	3-0	0-0	0-2	0-0
<b>TOTALS</b>	<b>23-5</b>	<b>0-0</b>	<b>5-22</b>	<b>1-0</b>

## MW IN GAMES DECIDED BY

TEAM	1-3	4-9	10-PLUS
Air Force	0-0	0-1	3-2
Boise State	1-0	1-0	3-1
Colorado State	1-0	0-1	1-1
Fresno State	0-0	1-0	2-1
Nevada	0-0	1-1	0-3
New Mexico	0-1	2-0	1-0
San Diego State	1-0	0-0	3-2
San José State	0-0	0-0	1-3
UNLV	0-1	0-1	1-2
Utah State	0-0	0-2	2-2
Wyoming	0-0	1-2	2-0
<b>TOTALS</b>	<b>3-2</b>	<b>6-8</b>	<b>19-17</b>



# **CHRIS GOBRECHT**

## **HEAD COACH**

(USC, 1977)  
FOURTH SEASON AT AIR FORCE  
39TH SEASON AS A HEAD COACH

Chris Gobrecht enters her fourth season as women's basketball coach at the Air Force Academy in 2018-19. With a track record of 38 years of head coaching experience, Gobrecht was entrusted by the previous Air Force Director of Athletics, Jim Knowlton, to lay the foundation and build the program to reach new heights.

In May 2018, Gobrecht signed a five-year contract extension with Air Force athletics under director Col. Jennifer Block, extending her service as head coach through the 2022-23 season. Gobrecht was originally hired on April 14, 2015 and was the first hire of then-Air Force Director of Athletics Jim Knowlton. Gobrecht came to the Academy from Yale, where she served as head coach from 2005-15.

A proven winner and program builder, Gobrecht has coached at programs in the Pac-12 and Atlantic Coast Conference. During her 10 seasons at Yale she restored the program's status as one of the premier women's basketball programs in the Ivy League. Gobrecht has 36 years of head coaching experience, all at the Division I level, and has a career record of 553-552 (.500) which ranks among the nation's top 30 active coaches. Gobrecht is the winningest coach all-time for two schools, Washington and Yale.

"I'm thrilled to bring Chris Gobrecht to the Academy to lead our women's basketball program," Knowlton said. "She is a proven winner and has turned around every program she's led and done it the right way. To get someone of her caliber to the Academy makes me very excited about the future of the program."

"After meeting with Chris during her visit to the Academy, I know our women's basketball program will be in great hands," said USAFA's 19th Superintendent, Lt. Gen. Michelle Johnson. "Chris embodies the values our Academy stands for and her passion for leading young people is unmistakable."

"It is hard to put into words what the opportunity to build the women's basketball program at the Air Force Academy means to me and my family," Gobrecht said. "I am honored to be asked to lead the outstanding young women who make the choice to prepare themselves for service to their country as officers in the Air Force, and I am dedicated to their experience on the court producing success in competition as well as contributing greatly to their accomplishments towards the overall mission of the Academy."

Through her first two seasons, Gobrecht has laid the groundwork towards building the program towards new heights. In the 2016-17 season, Air Force doubled its win total from the previous season. The Falcons improved in scoring, rebounding, blocked shots and free throw percentage. Then-freshman Mariah Forde led the Mountain West freshmen in scoring, averaging 11.0 points per game.

In the 2017-18 campaign, Coach Gobrecht and the Falcons continued on the path to new heights as Air Force's five wins in conference became the most in the Mountain West era, surpassing the previous mark of four wins, set in 2005-06 and 2007-08. Air Force's signature win came in the regular season home finale, posting a 57-47 win over then-first place Wyoming. In addition to winning four of the last six games of the season, Air Force smashed five team records, highlighted by a staunch defense that only allowed 62.3 ppg in the regular season and 59.7 pp in league action, setting new team records in each respective category. The Falcons held opponents below 60 points 11 times on the season, testament to the progression of the defense under Gobrecht and staff. Air Force's 2017-18 season also yielded six new individual school records including the program's first-ever Mountain West Freshman of the Year in Kaelin Immel, who set four program-records highlighted by the most-ever points scored by an Air Force freshman in the Div. I era.

Prior to coming to Air Force, Gobrecht built Yale's program up to become an annual contender for the Ivy League championship over her last six seasons. She coached the Bulldogs to 56 wins from 2012-14 which tied for the second-most wins in a four-year stretch and most since the class of 1980 won 57 games. Under Gobrecht's leadership, Yale has also recorded the top two marks for most Ivy League wins in a four-year span with 34 Ivy victories set by the Class of 2013 and 33 wins set by the Class of 2014.

During her tenure at Yale, Gobrecht coached 27 players that earned Ivy League postseason awards, including two Ivy League Rookies of the Year, five All-Ivy first team honorees, three All-Ivy second team honorees, six All-Ivy honorable mention players, five All-Ivy rookie team players and seven Ivy League academic team honorees. Prior to Gobrecht's arrival at the school, a Bulldog player had not earned All-Ivy League first team accolades since the 1997-98. Gobrecht has also coached two players who competed on the international level.

Yale posted its sixth straight top-four finish in the Ivy League standings in 2014-15 with a 7-7 mark in Ivy play, while posting an overall mark of 13-15. Gobrecht became just the second coach in program history to record 100 victories at Yale with a victory at Columbia on Jan. 31, 2014. She was 117-162 (.419) in her 10 seasons at the school.

The Bulldogs enjoyed their most successful season under Gobrecht's leadership in 2011-12, finishing with a 16-12 record and an 8-6 mark in Ivy League play in a season that included Yale's first-ever meeting with the nation's top-ranked team (No. 1 Baylor, Nov. 22, 2011). It was their winningest season since a 16-10 finish in 1993-94 and the third straight season with at least eight Ivy League victories. The season included several milestones, including Gobrecht's 500th career victory which happened on Feb. 10, 2012, against Cornell.

In 2010-11, Gobrecht guided the Bulldogs to their first-ever appearance in the Women's National Invitational Tournament (WNIT). The Bulldogs finished with a 14-15 overall record, which, until 2011-12, was Yale's highest win total since the 2001-02 season (14-13). Gobrecht coached the Bulldogs to the biggest win in program history, a 91-85 win over then-No. 14 Florida State. It was Yale's first win over a nationally ranked opponent in the program's 38-year history. She followed that historic victory by guiding the Bulldogs to a 10-4 finish in Ivy League play, which matched the most wins for Yale in League play (10-4, 1988-89). The 2010-11 Ivy League season included Yale's first sweep of Harvard since the 1993-94 season, which helped the Bulldogs finish in second place in the Ivy League standings for the first time since 1988-89, clinching the Ivy League's automatic berth in the WNIT.

After posting a 3-24 mark in her first season with the Bulldogs, Gobrecht led the team to 12 wins in the 2006-07. The nine-win improvement was one of the best in Division I that season. The 2006-07 season was highlighted by a six-game winning streak and a 15-point victory over a Marist squad that would reach the Regional Semifinals (Sweet 16) of the NCAA Tournament. Yale was also the only Ivy League team to defeat league champion Harvard.

Though the 2008-09 team was hampered by a multitude of injuries, Gobrecht led her team to an 11-17 record and a landmark victory over North Carolina State, Yale's first win over an Atlantic Coast Conference opponent. Gobrecht also reached a milestone 450th career coaching win last season.

Prior to coaching at Yale, Gobrecht was the head coach at her alma mater, Southern California, where she posted a 93-108 record in seven seasons. She became the 33rd active coach to reach the 400-win mark during her time with the Women of Troy. She reached the milestone with a victory over Pepperdine on Dec. 4, 2002. Gobrecht took over a struggling Florida State program in 1996 for year, leading the school to a 5-22 record before going to USC.

Gobrecht coached the University of Washington from 1986-96. In 11 seasons at Washington, her teams went to the NCAA Tournament on nine occasions. The Huskies reached the NCAA Regional Semifinals four times during her tenure, and advanced to the Regional Finals (Elite Eight) in 1990. She won at least 16 games every year at Washington, including eight 20-win campaigns (six consecutive), and is the Huskies' all-time winningest coach with a 243-89 record. Washington won three conference championships and finished second four times during her tenure. A two-time Pac-10 Coach of the Year, Gobrecht led Washington to a school-record 28 wins and a number-three national ranking in 1989-90. The Huskies were the only team to beat eventual NCAA Champion Stanford that season. In lieu of her success with the Huskies, the University of Washington announced Gobrecht as one-of-seven individuals along with one team to be inducted into the Husky Hall of Fame in October 2018.

Gobrecht began her Division I coaching career with a struggling Cal State Fullerton program in 1979-80. She coached the Titans for six seasons, posting an 84-92 record. She led Cal State Fullerton to an 18-12 record in her third season on the job. In the 1984-85 season, Gobrecht's last with Cal State Fullerton, the Titans posted a 19-11 record and made their first appearance in the WNIT, making her a finalist for national Coach of the Year honors.

She served as an assistant for a USA Basketball select team that played in Czechoslovakia and Italy in 1990. In addition, six of Gobrecht's former players have played professionally in the WNBA and ABL.

Her coaching career began in 1978 at Santa Fe Springs (Calif.) High School, where her team went 20-4 and made the CIF AAA playoffs. The next year, Gobrecht led Pasadena City College to a 25-5 record, a conference championship and second place in the state junior college tournament.

A Toledo, Ohio, native and a graduate of Huntington Beach (Calif.) High School, Gobrecht earned a bachelor's degree in public affairs from USC in 1977. Then known by her maiden name of Chris Geiger, she was a three-year starter for the Women of Troy from 1974-76 and also played two seasons of volleyball at USC. After graduation, she spent a year volunteering in the Peace Corps, where she worked as an English teacher at St. Mary's College in Apia, Western Samoa.

She and her husband, Bob, have two children, Eric and Madeline. Eric is a graduate of the U.S. Air Force Academy and a graduate of the Air Force's flight school. A captain, he is a pilot stationed at Beale AFB, CA. In October 2011, Eric married Catherine Cheney, a 2010 graduate of Yale. Mady graduated from Yale in 2011 after four standout seasons on the women's basketball team. She married Greg Moviel, a 2007 graduate of Vanderbilt University, in 2015. Mady is currently a registered nurse serving at Memorial Hospital in Colorado Springs.

**CHRIS GOBRECHT YEAR-BY-YEAR COACHING RECORD**

YEAR	SCHOOL	OVERALL	CONF. (PL.)	POSTSEASON
1979-80	Cal State Fullerton	7-23	2-10 (6th, WCAA)	
1980-81	Cal State Fullerton	10-20	2-10 (6th, WCAA)	
1981-82	Cal State Fullerton	18-12	3-9 (6th, WCAA)	
1982-83	Cal State Fullerton	13-15	3-11 (T6th, WCAA)	
1983-84	Cal State Fullerton	17-11	7-7 (4th, WCAA)	
1984-85	Cal State Fullerton	19-11	8-6 (5th, WCAA)	WNIT 1st Round
Total	Six Years	84-92 (.477)	25-33 (.321)	
1985-86	Washington	24-6	10-2 (1st; Pac-10)	NCAA 2nd Round
1986-87	Washington	23-7	14-4 (2nd; Pac-10)	NCAA 2nd Round
1987-88	Washington	25-5	16-2 (1st; Pac-10)	NCAA Reg. Semifinal
1988-89	Washington	23-10	15-3 (2nd; Pac-10)	NCAA 2nd Round
1989-90	Washington	28-3	17-1 (T1st; Pac-10)	NCAA Reg. Final
1990-91	Washington	24-5	15-3 (2nd; Pac-10)	NCAA Reg. Semifinal
1991-92	Washington	17-11	9-9 (6th; Pac-10)	
1992-93	Washington	17-12	11-7 (3rd; Pac-10)	NCAA 2nd Round
1993-94	Washington	21-8	12-6 (4th; Pac-10)	NCAA 2nd Round
1994-95	Washington	25-9	13-5 (2nd; Pac-10)	NCAA Reg. Semifinal
1995-96	Washington	16-13	10-8 (T3rd; Pac-10)	
Total	11 years	243-89 (.732)	142-50 (.740)	
1996-97	Florida State	5-22	0-16 (9th; ACC)	
Total	One year	5-22 (.185)	0-16 (.000)	
1997-98	USC	12-15	7-11 (6th; Pac-10)	
1998-99	USC	7-20	3-15 (T9th; Pac-10)	
1999-00	USC	16-14	10-8 (5th; Pac-10)	WNIT 2nd Round
2000-01	USC	13-15	8-10 (T6th; Pac-10)	
2011-02	USC	16-14	11-7 (T4th; Pac-10)	WNIT 2nd Round
2002-03	USC	14-17	8-10 (T5th; Pac-10)	
2003-04	USC	15-13	11-7 (T3rd; Pac-10)	
Total	Seven years	93-108 (.463)	58-68 (.460)	
2005-06	Yale	3-24	2-12 (T7th; Ivy)	
2006-07	Yale	12-16	5-9 (6th; Ivy)	
2007-08	Yale	9-18	7-7 (T4th; Ivy)	
2008-09	Yale	11-17	4-10 (7th; Ivy)	
2009-10	Yale	13-15	8-6 (4th; Ivy)	
2010-11	Yale	14-15	10-4 (T2nd; Ivy)	WNIT 1st Round
2011-12	Yale	16-12	8-6 (3rd; Ivy)	
2012-13	Yale	13-15	8-6 (4th; Ivy)	
2013-14	Yale	13-15	7-7 (4th; Ivy)	
2014-15	Yale	13-15	7-7 (T3rd; Ivy)	
Total	10 years	117-162 (.477)	66-74 (.471)	
2015-16	Air Force	1-29	1-18	
2016-17	Air Force	4-25	2-16	
2017-18	Air Force	6-25	5-13	
Total	Three years	11-79 (.122)	8-47 (.145)	
Career	37 years	553-552 (.500)	294-296 (.498)	

**CHRIS GOBRECHT VS. MOUNTAIN WEST OPPONENTS**

MOUNTAIN WEST OPPONENTS	H	A	N	TOTAL
Boise State	4-1	2-6	1-1	7-8
Colorado State	2-4	1-2	1-0	3-6
Fresno State	1-3	2-3	0-0	3-6
Nevada	2-1	0-3	0-0	2-4
New Mexico	1-2	0-5	0-0	1-7
San Diego State	4-5	3-7	0-0	7-12
San José State	1-3	2-4	2-0	5-7
UNLV	0-3	0-4	1-3	1-10
Utah State	2-1	0-3	1-1	3-5
Wyoming	1-1	0-3	1-0	2-4

**CHRIS GOBRECHT FILE**

Hometown: Toledo, Ohio

High School: Huntington Beach (Calif.)

Education: USC, 1977

Bachelor's Degree in Public Affairs

Playing Career: USC, 1974-76

**Family:**

Husband, Bob

Son, Capt. Eric Gobrecht

USAFA graduate and C-5M Pilot.

Daughter, Madeline

Played for mother at Yale and is

currently a nurse in Colorado Springs.

Years Coaching: 39th season

Career Record: 556-555

**Coaching Career**

Santa Fe Springs HS (1978) 20-4

Pasadena City College (1979) 25-5

Cal State Fullerton (1979-85) 84-92

Washington (1986-96) 243-89

Florida State (1996-97) 5-22

USC (1997-05) 93-108

Yale (2005-15) 117-162

Air Force (2015-) 14-82

**Accolades:**

Two-time Pac 10 Coach of the Year

Winningest coach at Washington and Yale

Assistant, USA Basketball 1990

Pac 10 Titles 3

NCAA Appearances 9

20 win seasons 8

Players coached in WNBA and ABL 6



# PLAYER PROFILES



**HALEY JONES**  
**GUARD**

**#0**

6-0 | Freshman  
Torrance, CA  
Torrance

**HIGH SCHOOL:** Four letters in basketball and track and one letter in cross country ... played for coach Riki Murakami at West Torrance HS ... 1,150 career points and 880 career rebounds ... Pioneer League MVP ... All-Area Player of the Year ... CIF Div. I Player of the Year ... West Torrance HS Athlete of the Year ... Cal High Sports All-State team ... Max Preps All-State team ... CIF Div. I champion ... CIF finalist in track for the 4x400 relay ... CIF finalist in cross country ... CIF finalist in shotput and discus.

## SEASON/CAREER HIGHS

Points	Season: 13, vs. FDU, 11/16/18 Career:
FG%	Season: 1.000, vs. FDU, (6-6), 11/16/18 Career:
3FG	Season: 2, vs. George Mason, 11/9/18 Career:
3FG%	Season: .667, vs. George Mason, 11/9/18 Career:
REB	Season: 7, 2x Career:
ASST	Season: Career:
BLKS	Season: 1, 2x Career:
STLS	Season: 2, vs. FDU, 11/16/18 Career:
FTs	Season: 3, at Denver, 11/11/18 Career:
MINS	Season: 25, at Army, 11/21/18 Career:

## 2018-19 Air Force Women's Basketball Air Force Individual Game-by-Game (as of Nov 24, 2018) All games

### #00 JONES, Haley

Opponent	Date	gs	min	Total		3-Pointers		Free throws		Rebounds				pf	a	t/o	blk	stl	pts	avg
				fg-fga	pct	3fg-fga	pct	ft-fga	pct	off	def	tot	avg							
WESTERN COLORADO	11/06/18	12		1-3	.333	0-0	.000	1-4	.250	3	1	4	4.0	4	0	2	1	1	3	3.0
GEORGE MASON	11/9/18	19		3-6	.500	2-3	.667	2-4	.500	2	2	4	4.0	1	0	0	1	0	10	6.5
at Denver	11/11/18	20		1-4	.250	0-1	.000	3-6	.500	4	3	7	5.0	3	0	1	0	1	5	6.0
FAIRLEIGH DICKINSON	11/16/18	16		6-6	1.000	0-0	.000	1-1	1.000	2	5	7	5.5	0	1	0	0	2	13	7.8
at Army	11/21/18	23		2-8	.250	1-1	1.000	1-1	1.000	2	2	4	5.2	3	0	0	1	0	6	7.4
at Northeastern	11/24/18	13		2-5	.400	0-1	.000	0-0	.000	3	1	4	5.0	3	0	1	0	1	4	6.8
Totals		0	103	15-32	.469	3-6	.500	8-16	.500	16	14	30	5.0	14	1	4	3	5	41	6.8

Games played: 6  
Minutes/game: 17.2  
Points/game: 6.8  
FG Pct: 46.9  
3FG Pct: 50.0  
FT Pct: 50.0

Rebounds/game: 5.0  
Assists/game: 0.2  
Turnovers/game: 0.7  
Assist/turnover ratio: 0.3  
Steals/game: 0.8  
Blocks/game: 0.5

## PLAYER PROFILES



**BRIANA AUTREY**  
**GUARD**

**#1**

5-5 | Freshman  
Suffolk, VA  
Nansemond River

**HIGH SCHOOL:** Four letters in basketball, three letters in volleyball and one letter in track at Nansemond River HS ... played for coach Robert Calvin Mason ... first female at her school to score 1,000 points as a junior ... most points, steals and rebounds, fourth in rebounds ... first-team all-conference ... first-team all-region ... first-team All-757 ... second-team All-Tidewater ... first-team all-district ... her jersey was retired by her high school ... A-B Honor Roll ... National Honor Society ... Class Treasurer ... FBLA member.

## SEASON/CAREER HIGHS

<b>Points</b>	Season: 24, at Army, 11/21/18 Career:
<b>FG%</b>	Season: .667, at Army, 11/21/18 Career:
<b>3FG</b>	Season: 1, vs. George Mason, 11/9/18 Career:
<b>3FG%</b>	Season: .333, vs. George Mason, 11/9/18 Career:
<b>REB</b>	Season: 6, at Army, 11/21/18 Career:
<b>ASST</b>	Season: 5, vs. George Mason, 11/9/18 Career:
<b>BLKS</b>	Season: 2, at Army, 11/21/18 Career:
<b>STLS</b>	Season: 6, vs. George Mason, 11/9/18 Career:
<b>FTs</b>	Season: 8, at Army, 11/21/18, (8-9) Career:
<b>MINS</b>	Season: 26, vs. George Mason, 11/9/18 Career:

**2018-19 Air Force Women's Basketball**  
**Air Force Individual Game-by-Game (as of Nov 24, 2018)**  
**All games**


**#01 AUTREY, Briana**

Opponent	Date	gs	min	Total		3-Pointers		Free throws		Rebounds				pf	a	t/o	blk	stl	pts	avg
				fg-fga	pct	3fg-fga	pct	ft-fga	pct	off	def	tot	avg							
WESTERN COLORADO	11/06/18		16	1-4	.250	0-2	.000	5-6	.833	1	0	1	1.0	3	1	3	0	2	7	7.0
GEORGE MASON	11/9/18		26	6-12	.500	1-3	.333	6-6	1.000	0	0	0	0.5	5	5	3	0	6	19	13.0
at Denver	11/11/18		14	2-4	.500	0-1	.000	5-8	.625	1	2	3	1.3	2	0	4	0	1	9	11.7
FAIRLEIGH DICKINSON	11/16/18		18	1-3	.333	0-1	.000	2-4	.500	1	2	3	1.8	1	4	4	0	2	4	9.8
at Army	11/21/18		27	8-12	.667	0-1	.000	8-9	.889	0	6	6	2.6	3	2	5	2	2	24	12.6
at Northeastern	11/24/18		22	2-3	.667	1-1	1.000	2-4	.500	0	0	0	2.2	4	3	6	0	2	7	11.7
Totals		0	123	20-38	.526	2-9	.222	28-37	.757	3	10	13	2.2	18	15	25	2	15	70	11.7

Games played: 6  
Minutes/game: 20.5  
Points/game: 11.7  
FG Pct: 52.6  
3FG Pct: 22.2  
FT Pct: 75.7

Rebounds/game: 2.2  
Assists/game: 2.5  
Turnovers/game: 4.2  
Assist/turnover ratio: 0.6  
Steals/game: 2.5  
Blocks/game: 0.3

# PLAYER PROFILES



**AUDREY GADISON**  
**GUARD**

**#2**

5-7 | Freshman  
Blaine, MN  
St. Croix Lutheran Academy

**HIGH SCHOOL:** Four letters in basketball and track at St. Croix Lutheran Academy ... played for coach Dave Mielke ... four-time Tri-Metro first-team all-conference ... 1,000 Point Club as a junior ... Rookie of the Year ... member of four-time conference championship team ... three-time MVP ... Basketball Elite 50 underclassman ... two-time team captain ... 2018 Miss Minnesota Basketball Nominee ... 2018 class 3AAA honorable mention all-state ... four-time All-A Honor Roll ... three-time Minnesota Track and Field Academic All-State ... three academic letters ... Minnesota Academic All-State in basketball ... two-time Tri-Metro Honorable Mention Track and Field.

## SEASON/CAREER HIGHS

Points	Season: Career:
FG%	Season: Career:
3FG	Season: Career:
3FG%	Season: Career:
REB	Season: Career:
ASST	Season: Career:
BLKS	Season: Career:
STLS	Season: Career:
FTs	Season: Career:
MINS	Season: Career:

## 2018-19 Air Force Women's Basketball Air Force Individual Game-by-Game (as of Nov 24, 2018) All games

### #02 GADISON, Audrey

Opponent	Date	gs	min	Total		3-Pointers		Free throws		Rebounds				pf	a	t/o	blk	stl	pts	avg
				fg-fga	pct	3fg-fga	pct	ft-fa	pct	off	def	tot	avg							
WESTERN COLORADO	11/06/18		6	0-2	.000	0-1	.000	0-0	.000	0	1	1	1.0	1	0	0	0	1	0	0.0
GEORGE MASON	11/9/18		2	0-0	.000	0-0	.000	0-0	.000	0	0	0	0.5	1	0	0	0	0	0	0.0
at Denver	11/11/18		8	0-0	.000	0-0	.000	0-0	.000	1	0	1	0.7	2	0	0	0	1	0	0.0
FAIRLEIGH DICKINSON	11/16/18		8	1-2	.500	0-1	.000	0-0	.000	0	0	0	0.5	0	0	0	0	0	2	0.5
at Army	11/21/18		dnp	-	-	-	-	-	-	-	-	-	-	-	-	-	-	-	-	-
at Northeastern	11/24/18		dnp	-	-	-	-	-	-	-	-	-	-	-	-	-	-	-	-	-
Totals		0	24	1-4	.250	0-2	.000	0-0	.000	1	1	2	0.5	4	0	0	0	2	2	0.5

Games played: 4  
Minutes/game: 6.0  
Points/game: 0.5  
FG Pct: 25.0  
3FG Pct: 0.0

Rebounds/game: 0.5  
Steals/game: 0.5



## PLAYER PROFILES



**CIERRA WINTERS**  
**GUARD**

**#3**

5-7 | Freshman  
El Paso, TX  
Franklin / USAFA Prep

**2017-18:** Attended the USAFA Prep School where she played basketball ... earned Outstanding Female Athlete Award ... Black Rope.

**HIGH SCHOOL:** Four letters in basketball at Franklin HS ... played for coach Marlee Webb ... two-time first-team all-district ... two-time all-city ... City Defensive MVP ... 2016 USA Basketball 3x3 bronze medalist ... 2016 USA Basketball 3x3 Skills MVP ... two-time second-team all-district ... AAU team MVP ... competed at the U.S. Olympic Training Center ... helped her high school win a regional game, propelling the program to its furthest game in the tournament ... academic all-state ... Top-7% in graduating class.

## SEASON/CAREER HIGHS

Points	Season: 9, vs. FDU, 11/16/18 Career:
FG%	Season: .600, vs. FDU, (3-5), 11/16/18 Career:
3FG	Season: 2, vs. FDU, (2-2), 11/16/18 Career:
3FG%	Season: 1.000, vs. FDU, (2-2), 11/16/18 Career:
REB	Season: Career:
ASST	Season: Career:
BLKS	Season: Career:
STLS	Season: 3, vs. FDU, 11/16/18 Career:
FTs	Season: Career:
MINS	Season: 14, vs. FDU, 11/16/18 Career:

**2018-19 Air Force Women's Basketball**  
**Air Force Individual Game-by-Game (as of Nov 24, 2018)**  
**All games**

**#03 WINTERS, Cierra**

Opponent	Date	gs	min	Total		3-Pointers		Free throws		Rebounds				pf	a	t/o	blk	stl	pts	avg
				fg-fga	pct	3fg-fga	pct	ft-fga	pct	off	def	tot	avg							
WESTERN COLORADO	11/06/18		dnp	-	-	-	-	-	-	-	-	-	-	-	-	-	-	-	-	-
GEORGE MASON	11/9/18		dnp	-	-	-	-	-	-	-	-	-	-	-	-	-	-	-	-	-
at Denver	11/11/18	2		1-2	.500	0-0	.000	0-0	.000	0	0	0	0.0	1	0	0	0	0	2	2.0
FAIRLEIGH DICKINSON	11/16/18	14		3-5	.600	2-2	1.000	1-2	.500	1	2	3	1.5	1	1	0	0	3	9	5.5
at Army	11/21/18		dnp	-	-	-	-	-	-	-	-	-	-	-	-	-	-	-	-	-
at Northeastern	11/24/18		dnp	-	-	-	-	-	-	-	-	-	-	-	-	-	-	-	-	-
Totals		0	16	4-7	.571	2-2	1.000	1-2	.500	1	2	3	1.5	2	1	0	0	3	11	5.5

Games played: 2  
Minutes/game: 8.0  
Points/game: 5.5  
FG Pct: 57.1  
3FG Pct: 100.0  
FT Pct: 50.0

Rebounds/game: 1.5  
Assists/game: 0.5  
Assist/turnover ratio: 99.9  
Steals/game: 1.5

PLAYER PROFILES



**KENNEDY BEALE**  
**GUARD**

**#5**

5-6 | Sophomore  
Norfolk, VA  
Cape Henry Collegeiate

**2017-18 (Freshman):**

- Played in 13 games as a backup point guard.
- Averaged 0.7 ppg in 6.0 minutes per game.
- Came on late in the season playing in eight of final 12 games.
- Career-high seven points, three rebounds and two steals against San José State.

**SEASON/CAREER HIGHS**

<b>Points</b>	Season: Career: 7, vs. San Jose State, 3/12/18
<b>FG%</b>	Season: Career:
<b>3FG</b>	Season: Career:
<b>3FG%</b>	Season: Career:
<b>REB</b>	Season: Career: 3, 2x
<b>ASST</b>	Season: Career:
<b>BLKS</b>	Season: Career:
<b>STLS</b>	Season: Career: 2, vs. San Jose State, 3/12/18
<b>FTs</b>	Season: Career:
<b>MINS</b>	Season: Career: 20, vs. San Jose State, 3/12/18

## PLAYER PROFILES



**VENESSANNAH ITUGBU**  
**GUARD**

**#10 C**

5-9 | Senior  
Colorado Springs, CO  
Mesa Ridge

**2017-18 (Junior):**

- Appeared in 28 games, making 13 starts.
- Averaged 2.0 ppg and 2.4 rpg in 18.4 minutes per game.
- One of Air Force's top defensive stoppers, ranking second on team with 23 blocks.
- Career-high eight points to go with six rebounds and three blocks vs. Boise State.
- Seven points and seven rebounds against Utah State.
- Three steals and four blocks in win over Utah State at MW Tourney.
- Had seven multi-block games.

**2016-17 (Sophomore):**

- Played in all 29 games, making 21 starts.
- Averaged 2.1 points and 2.9 rebounds per game.
- Averaged 19.2 minutes per game.
- Career-high 33 minutes vs. Nevada and Utah State.
- Tied career-high with three steals vs. Weber State.
- Six points on 3-of-3 shooting at Army West Point.
- Started eight consecutive games to end the season.

**2015-16 (Freshman):**

- Appeared in 26 games, making 13 starts.
- Averaged 2.2 points and 3.0 rebounds per game.
- Averaged 16.0 minutes per game.
- Earned team Defensive MVP Award at postseason team banquet.
- Second on team with 20 steals.
- Fifth on the team in rebounds and fourth in blocked shots.
- Led team in rebounding six times.
- Scored career-high seven points at UNLV.
- Grabbed career-high 10 rebounds at Boise State.
- Played career-high 32 minutes at Boise State.

## SEASON/CAREER HIGHS

<b>Points</b>	Season: 6, vs. FDU, 11/16/18 Career: 8, vs. Boise State, 1/27/18
<b>FG%</b>	Season: .500, vs. FDU, (2-4) 11/16/18 Career: 1.000, vs. Utah State, 3/5/18 (2-2)
<b>3FG</b>	Season: Career: 1, vs. Wyoming, 2/27/18
<b>3FG%</b>	Season: Career: 1.000, vs. Wyoming, 2/27/18 (1-1)
<b>REB</b>	Season: 8, at Army, 11/21/18 Career: 10, at Boise State, 2/6/16
<b>ASST</b>	Season: 4, vs. George Mason, 11/9/18 Career: 4, 3x
<b>BLKS</b>	Season: Career: 4, vs. Utah State, 3/5/18
<b>STLS</b>	Season: 2, at Denver, 11/11/18 Career: 3, 5x
<b>FTs</b>	Season: 4, at Denver, 11/11/18, (4-4) Career: 6, at Boise State, 1/27/18, (6-8)
<b>MINs</b>	Season: 29, at Northeastern, 11/24/18 Career: 34, 2x

**2018-19 Air Force Women's Basketball**  
**Air Force Individual Game-by-Game (as of Nov 24, 2018)**  
**All games**

**#10 ITUGBU, Venessannah**

Opponent	Date	gs	min	Total		3-Pointers		Free throws		Rebounds				pf	a	t/o	blk	stl	pts	avg
				fg-fga	pct	3fg-fga	pct	ft-fa	pct	off	def	tot	avg							
WESTERN COLORADO	11/06/18		10	0-1	.000	0-0	.000	0-0	.000	0	0	0	0.0	2	0	1	1	1	0	0.0
GEORGE MASON	11/9/18		6	0-0	.000	0-0	.000	2-4	.500	0	2	2	1.0	4	0	0	0	0	2	1.0
at Denver	11/11/18		14	0-0	.000	0-0	.000	4-4	1.000	3	2	5	2.3	2	1	0	0	2	4	2.0
FAIRLEIGH DICKINSON	11/16/18	*	13	2-4	.500	0-0	.000	2-2	1.000	1	2	3	2.5	4	0	1	0	1	6	3.0
at Army	11/21/18	*	28	0-1	.000	0-0	.000	3-6	.500	1	7	8	3.6	4	0	0	1	0	3	3.0
at Northeastern	11/24/18	*	29	0-1	.000	0-0	.000	1-2	.500	4	1	5	3.8	1	1	2	3	4	1	2.7
Totals		3	100	2-7	.286	0-0	.000	12-18	.667	9	14	23	3.8	17	2	4	5	8	16	2.7

Games played: 6  
Minutes/game: 16.7  
Points/game: 2.7  
FG Pct: 28.6  
FT Pct: 66.7

Rebounds/game: 3.8  
Assists/game: 0.3  
Turnovers/game: 0.7  
Assist/turnover ratio: 0.5  
Steals/game: 1.3  
Blocks/game: 0.8



PLAYER PROFILES



**SARAH PIERCE**  
**GUARD**

**#11**

5-7 | Junior  
Unionville, TN  
Community

- 2017-18 (Sophomore):**
- Re-injured knee against Weber State, missing remainder of the season.
  - Appeared in 10 games, making one start.
  - Averaged 4.6 ppg and 1.5 rpg in 12.2 minutes per game.
  - Scored six points in season-opener vs. Denver, returning from knee injury.
  - Tied career-high with 14 points against Army West Point.
  - Made three three's against Colorado Christian, scoring 11 points.
- 2016-17 (Freshman):**
- Suffered season-ending knee injury in second game of the season against Colorado.
  - Led all Mountain West freshmen in scoring (11.0 ppg) at time of injury.
  - Scored 14 points and had 7 rebounds at Colorado. Hit four three's.

SEASON/CAREER HIGHS

Points	Season: Career: 14, 3x
FG%	Season: Career:
3FG	Season: Career: 4, at Colorado, 11/13/16
3FG%	Season: Career:
REB	Season: Career: 7, at Colorado, 11/13/16
ASST	Season: Career: 3, vs. Army, 12/2/17
BLKS	Season: Career:
STLS	Season: Career: 2, 4x
FTs	Season: Career: 3, 5x
MINS	Season: Career: 28, at Colorado, 11/13/16

## PLAYER PROFILES



**JENNA ADAMS**  
**CENTER**

**#12**

6-1 | Freshman  
Lebanon, OH  
Bishop Fenwick

**HIGH SCHOOL:** Two letters in basketball, three letters in cross country and track, one letter in swimming at Bishop Fenwick HS ... played basketball for coach Nathan Dalton ... second-team all-conference in basketball and cross country ... first-team all-conference in track ... member of the first team to beat Archbishop Alter in program history ... Valedictorian ... National Honor Society.

## SEASON/CAREER HIGHS

Points	Season: Career:
FG%	Season: Career:
3FG	Season: Career:
3FG%	Season: Career:
REB	Season: Career:
ASST	Season: Career:
BLKS	Season: Career:
STLS	Season: Career:
FTs	Season: Career:
MINs	Season: Career:

**2018-19 Air Force Women's Basketball**  
**Air Force Individual Game-by-Game (as of Nov 24, 2018)**  
**All games**


**#12 ADAMS, Jenna**

Opponent	Date	gs	min	Total		3-Pointers		Free throws		Rebounds				pf	a	t/o	blk	stl	pts	avg
				fg-fga	pct	3fg-fga	pct	ft-fta	pct	off	def	tot	avg							
WESTERN COLORADO	11/06/18		dnp	-	-	-	-	-	-	-	-	-	-	-	-	-	-	-	-	-
GEORGE MASON	11/9/18		dnp	-	-	-	-	-	-	-	-	-	-	-	-	-	-	-	-	-
at Denver	11/11/18		dnp	-	-	-	-	-	-	-	-	-	-	-	-	-	-	-	-	-
FAIRLEIGH DICKINSON	11/16/18		1	0-0	.000	0-0	.000	0-0	.000	0	1	1	1.0	0	0	0	0	0	0	0.0
at Army	11/21/18		dnp	-	-	-	-	-	-	-	-	-	-	-	-	-	-	-	-	-
at Northeastern	11/24/18		dnp	-	-	-	-	-	-	-	-	-	-	-	-	-	-	-	-	-
Totals		0	1	0-0	.000	0-0	.000	0-0	.000	0	1	1	1.0	0	0	0	0	0	0	0.0

Games played: 1  
Minutes/game: 1.0

Rebounds/game: 1.0

# PLAYER PROFILES



**EMILY CONROE**  
**GUARD**

**#13**

5-10 | Sophomore  
Fredericksburg, VA  
FHSA

## 2017-18 (Freshman):

- 2017-18 Mountain West All-Freshman Team
- Appeared in 31 games, making 27 starts.
- Second on team and second among Mountain West freshmen in scoring, averaging 11.3 ppg.
- 350 points is second most ever by a freshman in Div. I era at AF.
- Second on team with 41 three's.
- Led team with 81.0 free throw percentage.
- Career-high 23 points at Utah State.
- 21 points vs. Utah Valley.
- Air Force Div. I Era Top 10 in: (Scoring, PPG, FG's made, FG's attempted, three's made and attempted, free throws made, free throw percentage, rebounds, steals and blocks).
- 154 rebounds is second among freshmen at Div. I era.

## SEASON/CAREER HIGHS

Points	Season: 16, vs. FDU, 11/16/18 Career: 23, at Utah State, 2/24/18
FG%	Season: .533, vs. FDU, (8-15), 11/16/18 Career: .750, vs. Eastern Washington, 11/14/17
3FG	Season: 2, at Denver, 11/11/18 Career: 5, at Utah State, 2/24/18
3FG%	Season: .400, at Denver, 11/11/18, (2-5) Career: 1.000, at Navy, 11/22/17, (3-3)
REB	Season: 7, vs. FDU, 11/16/18 Career: 12, vs. Wyoming, 2/27/18
ASST	Season: 1, 3x Career: 3, vs. UNLV, 2/14/18
BLKS	Season: Career: 2, vs. Denver, 11/10/17
STLS	Season: 4, vs. Western Colorado, 11/6/18 Career: 4, 3x
FTs	Season: 3, at Denver, 11/11/18, (3-4) Career: 6, at Utah Valley, (6-6)
MINS	Season: 35, at Northeastern, 11/24/18 Career: 37, at Utah State, 2/24/18

## 2018-19 Air Force Women's Basketball Air Force Individual Game-by-Game (as of Nov 24, 2018) All games

### #13 CONROE, Emily

Opponent	Date	gs	min	Total		3-Pointers		Free throws		Rebounds				pf	a	t/o	blk	stl	pts	avg	
				fg-fga	pct	3fg-fga	pct	ft-fa	pct	off	def	tot	avg								
WESTERN COLORADO	11/06/18	*	26	2-7	.286	1-4	.250	2-2	1.000	1	4	5	5.0	3	1	5	0	4	7	7.0	
GEORGE MASON	11/9/18	*	32	3-10	.300	1-6	.167	0-2	.000	1	4	5	5.0	2	1	1	0	1	7	7.0	
at Denver	11/11/18	*	26	4-12	.333	2-5	.400	3-4	.750	2	4	6	5.3	2	0	3	0	1	13	9.0	
FAIRLEIGH DICKINSON	11/16/18		28	8-15	.533	0-2	.000	0-0	.000	2	5	7	5.8	0	1	2	1	3	16	10.8	
at Army	11/21/18	*	18	1-5	.200	0-2	.000	0-0	.000	0	2	2	5.0	4	0	2	0	3	2	9.0	
at Northeastern	11/24/18	*	35	6-13	.462	1-5	.200	0-0	.000	0	4	4	4.8	2	1	1	1	3	13	9.7	
Totals			5	165	24-62	.387	5-24	.208	5-8	.625	6	23	29	4.8	13	4	14	2	15	58	9.7

Games played: 6  
Minutes/game: 27.5  
Points/game: 9.7  
FG Pct: 38.7  
3FG Pct: 20.8  
FT Pct: 62.5

Rebounds/game: 4.8  
Assists/game: 0.7  
Turnovers/game: 2.3  
Assist/turnover ratio: 0.3  
Steals/game: 2.5  
Blocks/game: 0.3



## PLAYER PROFILES



**NOELLE TOMES**  
**GUARD**

**#14**

5-8 | Sophomore  
Woodbury, MN  
East Ridge

**2017-18 (Freshman):** Did not appear in any games.

**HIGH SCHOOL:** Lettered four years in basketball and soccer...all-state honorable mention as a junior and senior...three-time all-conference...school record-holder for three throws made, attempted and percentage...team most outstanding player award recipient...high school basketball coach was Glen Wurm...played club ball for 43 Hoops, coached by Ryan Martin.

## SEASON/CAREER HIGHS

Points	Season: 5, vs. Western Colorado, 11/6/18 Career:
FG%	Season: .667, vs. Western Colo, 11/6/18 (2-3) Career:
3FG	Season: Career:
3FG%	Season: Career:
REB	Season: 2, vs. George Mason, 11/9/18 Career:
ASST	Season: 2, vs. George Mason, 11/9/18 Career:
BLKS	Season: Career:
STLS	Season: Career:
FTs	Season: 2, at Denver, 11/11/18, (2-2) Career:
MINS	Season: 17, vs. George Mason, 11/9/18 Career:

**2018-19 Air Force Women's Basketball**  
**Air Force Individual Game-by-Game (as of Nov 24, 2018)**  
**All games**

**#14 TOMES, Noelle**

Opponent	Date	gs	min	Total		3-Pointers		Free throws		Rebounds				pf	a	t/o	blk	stl	pts	avg
				fg-fga	pct	3fg-fga	pct	ft-fa	pct	off	def	tot	avg							
WESTERN COLORADO	11/06/18		16	2-3	.667	0-1	.000	1-5	.200	1	0	1	1.0	4	0	0	0	1	5	5.0
GEORGE MASON	11/9/18		17	1-5	.200	1-2	.500	0-0	.000	1	1	2	1.5	0	2	0	0	0	3	4.0
at Denver	11/11/18		12	0-3	.000	0-1	.000	2-2	1.000	0	1	1	1.3	0	0	1	0	0	2	3.3
FAIRLEIGH DICKINSON	11/16/18	*	21	3-8	.375	0-1	.000	2-3	.667	1	0	1	1.3	1	2	2	0	0	8	4.5
at Army	11/21/18		3	0-1	.000	0-0	.000	1-2	.500	1	0	1	1.2	0	0	0	0	0	1	3.8
at Northeastern	11/24/18		9	0-3	.000	0-2	.000	0-0	.000	0	0	0	1.0	0	1	2	0	1	0	3.2
Totals		1	78	6-23	.261	1-7	.143	6-12	.500	4	2	6	1.0	5	5	5	0	2	19	3.2

Games played: 6  
Minutes/game: 13.0  
Points/game: 3.2  
FG Pct: 26.1  
3FG Pct: 14.3  
FT Pct: 50.0

Rebounds/game: 1.0  
Assists/game: 0.8  
Turnovers/game: 0.8  
Assist/turnover ratio: 1.0  
Steals/game: 0.3

## PLAYER PROFILES



**TANISHA ELBOURNE**  
**GUARD**

**#15**

5-8 | Freshman  
Honolulu, HI  
Punahou School

**HIGH SCHOOL:** Four letters in basketball and one in track ... played for coach Shawna-Lei Kuehu at Punahou ... ranked 74th point guard in the nation by ESPN ... selected for John Lucas Top 160 camp ... led the Punhou team in PPG as a senior ... two-time all-state honorable mention ... selected for Mufi Hannemann All-Star Jam-boree as a freshman, sophomore and junior ... selected to play in the Jeremy Robinson AllState Senior Classic ... played in the inaugural Hawaii High School Basketball Showcase ... top-10 in the state for three-pointers made ... National Honors Society ... AP Scholar ... Senator of the Student Body Council ... Scholar-Athlete Achievement Award ... graduated with honors.

## SEASON/CAREER HIGHS

Points	Season: 7, at Denver, 11/11/18 Career:
FG%	Season: .600, at Denver, 11/11/18 (3-5) Career:
3FG	Season: Career:
3FG%	Season: Career:
REB	Season: Career:
ASST	Season: Career: 2, at Denver, 11/11/18
BLKS	Season: Career:
STLS	Season: 4, at Denver, 11/11/18 Career:
FTs	Season: Career:
MINs	Season: Career: 11, at Denver, 11/11/18

## 2018-19 Air Force Women's Basketball Air Force Individual Game-by-Game (as of Nov 24, 2018) All games

### #15 ELBOURNE, Tanisha

Opponent	Date	gs	min	Total		3-Pointers		Free throws		Rebounds				pf	a	t/o	blk	stl	pts	avg
				fg-fga	pct	3fg-fga	pct	ft-fa	pct	off	def	tot	avg							
WESTERN COLORADO	11/06/18		dnp	-	-	-	-	-	-	-	-	-	-	-	-	-	-	-	-	-
GEORGE MASON	11/9/18		dnp	-	-	-	-	-	-	-	-	-	-	-	-	-	-	-	-	-
at Denver	11/11/18	11		3-5	.600	0-0	.000	1-4	.250	0	1	1	1.0	1	2	2	0	4	7	7.0
FAIRLEIGH DICKINSON	11/16/18	7		1-2	.500	0-0	.000	0-0	.000	0	1	1	1.0	2	1	0	0	0	2	4.5
at Army	11/21/18		dnp	-	-	-	-	-	-	-	-	-	-	-	-	-	-	-	-	-
at Northeastern	11/24/18	4		0-1	.000	0-0	.000	0-0	.000	1	0	1	1.0	0	0	2	0	1	0	3.0
Totals		0	22	4-8	.500	0-0	.000	1-4	.250	1	2	3	1.0	3	3	4	0	5	9	3.0

Games played: 3  
Minutes/game: 7.3  
Points/game: 3.0  
FG Pct: 50.0  
FT Pct: 25.0

Rebounds/game: 1.0  
Assists/game: 1.0  
Turnovers/game: 1.3  
Assist/turnover ratio: 0.8  
Steals/game: 1.7

## PLAYER PROFILES



**MICHAELA MCFALLS**  
**FORWARD**

**#21**

5-11 | Sophomore  
Lenoir City, TN  
Lenoir City

**2017-18 (Freshman):**

- Appeared in nine game in reserve.
- Averaged 0.2 ppg and 0.9 rpg in 4.3 minutes per game.
- Made collegiate debut vs. SIUE, scoring two points.
- Season-high nine minutes against Colorado State.

## SEASON/CAREER HIGHS

Points	Season: Career: 2, at SIUE, 11/17/17
FG%	Season: Career:
3FG	Season: Career:
3FG%	Season: Career:
REB	Season: Career: 2, vs. UNLV, 1/10/18
ASST	Season: Career: 1, 2x
BLKS	Season: Career:
STLS	Season: Career: 1, 4x
FTs	Season: Career:
MINs	Season: Career: 9, vs. Colorado State, 1/17/18

**2018-19 Air Force Women's Basketball**  
**Air Force Individual Game-by-Game (as of Nov 24, 2018)**  
**All games**


**#21 MCFALLS, Michaela**

Opponent	Date	gs	min	Total		3-Pointers		Free throws		Rebounds				pf	a	t/o	blk	stl	pts	avg
				fg-fga	pct	3fg-fga	pct	ft-fa	pct	off	def	tot	avg							
WESTERN COLORADO	11/06/18		4	0-1	.000	0-0	.000	0-0	.000	1	0	1	1.0	1	0	1	0	1	0	0.0
GEORGE MASON	11/9/18		dnp	-	-	-	-	-	-	-	-	-	-	-	-	-	-	-	-	-
at Denver	11/11/18		3	0-0	.000	0-0	.000	0-0	.000	0	1	1	1.0	0	0	1	0	1	0	0.0
FAIRLEIGH DICKINSON	11/16/18		5	0-2	.000	0-0	.000	0-0	.000	1	0	1	1.0	0	0	1	0	0	0	0.0
at Army	11/21/18		5	0-0	.000	0-0	.000	0-0	.000	0	1	1	1.0	2	1	0	0	0	0	0.0
at Northeastern	11/24/18		1	0-0	.000	0-0	.000	0-0	.000	0	0	0	0.8	0	0	0	0	0	0	0.0
Totals		0	18	0-3	.000	0-0	.000	0-0	.000	2	2	4	0.8	3	1	3	0	2	0	0.0

Games played: 5  
Minutes/game: 3.6  
FG Pct: 0.0

Rebounds/game: 0.8  
Assists/game: 0.2  
Turnovers/game: 0.6  
Assist/turnover ratio: 0.3  
Steals/game: 0.4

# PLAYER PROFILES



**RILEY SNYDER**  
**FORWARD**

**#23**

6-0 | Freshman  
Fruita, CO  
Fruita Monument

**HIGH SCHOOL:** Four letters in basketball in volleyball at Fruita Monument HS ... played for coach Michael Wells ... over 1,500 career points ... second-team all-state in basketball and volleyball as a senior ... four-time first-team All-Conference SWL in basketball and volleyball ... Colorado Coaches Selection All-State as a senior ... played in "The Show" All-Star Game as a junior and senior ... four-time academic all-state in both basketball and volleyball ... Superintendent Scholar (4.0+ all four years) ... Academic Award Letter ... four-time first-team all-conference in basketball and volleyball ... over 1,000 career kills in volleyball.

## SEASON/CAREER HIGHS

Points	Season: 15, at Army, 11/21/18 Career:
FG%	Season: .571, vs. George Mason, 11/9/18 Career:
3FG	Season: 4, vs. George Mason, 11/9/18, (4-5) Career:
3FG%	Season: Career: .800, vs. George Mason, 11/9/18
REB	Season: 8, at Army, 11/21/18 Career:
ASST	Season: Career:
BLKS	Season: Career:
STLS	Season: Career:
FTs	Season: 4, at Army, 11/21/18, (4-6) Career:
MINS	Season: 35, at Army, 11/21/18 Career:

## 2018-19 Air Force Women's Basketball Air Force Individual Game-by-Game (as of Nov 24, 2018) All games

### #23 SNYDER, Riley

Opponent	Date	gs	min	Total		3-Pointers		Free throws		Rebounds				pf	a	t/o	blk	stl	pts	avg
				fg-fga	pct	3fg-fga	pct	ft-fga	pct	off	def	tot	avg							
WESTERN COLORADO	11/06/18	*	23	4-11	.364	2-3	.667	1-1	1.000	4	0	4	4.0	3	0	3	0	0	11	11.0
GEORGE MASON	11/9/18	*	24	4-7	.571	4-5	.800	0-0	.000	1	4	5	4.5	5	0	1	1	0	12	11.5
at Denver	11/11/18	*	18	0-8	.000	0-1	.000	0-2	.000	3	2	5	4.7	2	0	2	0	0	0	7.7
FAIRLEIGH DICKINSON	11/16/18	*	24	4-11	.364	2-3	.667	0-0	.000	1	5	6	5.0	1	1	2	1	1	10	8.3
at Army	11/21/18	*	35	5-11	.455	1-3	.333	4-6	.667	3	5	8	5.6	2	1	3	0	1	15	9.6
at Northeastern	11/24/18	*	14	1-10	.100	0-4	.000	0-0	.000	2	1	3	5.2	1	1	2	0	2	2	8.3
Totals		6	138	18-58	.310	9-19	.474	5-9	.556	14	17	31	5.2	14	3	13	2	4	50	8.3

Games played: 6  
Minutes/game: 23.0  
Points/game: 8.3  
FG Pct: 31.0  
3FG Pct: 47.4  
FT Pct: 55.6

Rebounds/game: 5.2  
Assists/game: 0.5  
Turnovers/game: 2.2  
Assist/turnover ratio: 0.2  
Steals/game: 0.7  
Blocks/game: 0.3



## PLAYER PROFILES



**ALEXIS SPRINGFIELD**  
**GUARD**

**#24**

5-6 | Sophomore  
Gilbert, AZ  
Mesquite / USAFA Prep

**2017-18 (Freshman):**

- Appeared in 30 games at backup point guard.
- Averaged 1.8 ppg and 0.8 assists per game.
- Averaged 10.8 minutes per game.
- Career-high eight points against Eastern Washington.
- Career-high four assists vs. San José State.
- Dished out an assist in 16 games.
- Career-high four steals against Utah State at MW Tournament.

## SEASON/CAREER HIGHS

Points	Season: 5, at Denver, 11/11/18 Career: 8, vs. Eastern Washington, 11/14/17
FG%	Season: Career:
3FG	Season: Career:
3FG%	Season: Career:
REB	Season: 3, 2x Career: 5, vs. Boise State, 1/27/18
ASST	Season: 3, vs. FDU, 11/16/18 Career: 4, 2x
BLKS	Season: Career:
STLS	Season: Career: 4, vs. Utah State, 3/5/18
FTs	Season: Career: 2, 3x
MINs	Season: Career: 25, vs. Western Colorado, 11/6/18

**2018-19 Air Force Women's Basketball**  
**Air Force Individual Game-by-Game (as of Nov 24, 2018)**  
**All games**


**#24 SPRINGFIELD, Alexis**

Opponent	Date	gs	min	Total		3-Pointers		Free throws		Rebounds				pf	a	t/o	blk	stl	pts	avg	
				fg-fga	pct	3fg-fga	pct	ft-fa	pct	off	def	tot	avg								
WESTERN COLORADO	11/06/18	*	25	1-3	.333	0-1	.000	2-3	.667	0	3	3	3.0	4	4	1	0	0	4	4.0	
GEORGE MASON	11/9/18	*	14	1-3	.333	0-1	.000	0-0	.000	0	0	0	1.5	4	1	2	0	1	2	3.0	
at Denver	11/11/18	*	16	2-9	.222	0-2	.000	1-3	.333	2	1	3	2.0	3	2	2	0	0	5	3.7	
FAIRLEIGH DICKINSON	11/16/18	*	14	1-2	.500	0-0	.000	0-0	.000	1	0	1	1.8	3	3	3	0	1	2	3.3	
at Army	11/21/18	*	13	1-1	1.000	0-0	.000	0-2	.000	0	0	0	1.4	2	0	1	0	0	2	3.0	
at Northeastern	11/24/18	*	15	0-1	.000	0-1	.000	0-0	.000	0	1	1	1.3	3	0	3	0	0	0	2.5	
Totals			6	97	6-19	.316	0-5	.000	3-8	.375	3	5	8	1.3	19	10	12	0	2	15	2.5

Games played: 6  
Minutes/game: 16.2  
Points/game: 2.5  
FG Pct: 31.6  
3FG Pct: 0.0  
FT Pct: 37.5

Rebounds/game: 1.3  
Assists/game: 1.7  
Turnovers/game: 2.0  
Assist/turnover ratio: 0.8  
Steals/game: 0.3

PLAYER PROFILES



**AUDREY WEINER**  
**FORWARD**

**#25**

6-0 | Freshman  
Buford, GA  
Buford

**HIGH SCHOOL:** Four letters in basketball and one letter in track at Buford HS ... played for coach Gene Durden ... three-time state champions ... Big South Shootout Tournament MVP ... 2015 state tournament MVP ... four-time all-region ... four-time all-state ... scored 1,000th point on Dec. 2, 2017 ... totaled 1,282 points in her high school career ... 2018 North Georgia All-Star Team ... 2017 second-team All-Gwinnett County ... 2017 Gwinnett Daily Post Player of the Week ... 2018 first-team All-Gwinnett County ... Honor Roll.

SEASON/CAREER HIGHS

Points	Season: Career:
FG%	Season: Career:
3FG	Season: Career:
3FG%	Season: Career:
REB	Season: Career:
ASST	Season: Career:
BLKS	Season: Career:
STLS	Season: Career:
FTs	Season: Career:
MINS	Season: Career:

## PLAYER PROFILES



**NAOMI HUGHES**  
**FORWARD**

**#30**

6-0 | Sophomore  
Grovetown, GA  
Grovetown/USAFA Prep


**2017-18 (Freshman):**

- Appeared in 21 games, making one start.
- Averaged 2.5 ppg and 2.4 rpg in 11.0 minutes per game.
- Made collegiate debut vs. Denver.
- Scored 14 points and grabbed seven rebounds against Eastern Washington.
- Had seven games with five-plus rebounds.
- Three steals against Eastern Washington.

**SEASON/CAREER HIGHS**

<b>Points</b>	Season: Career: 14, vs. Eastern Washington, 11/14/17
<b>FG%</b>	Season: Career: .700, vs. Eastern Washington, 11/14/17
<b>3FG</b>	Season: Career:
<b>3FG%</b>	Season: Career:
<b>REB</b>	Season: Career: 7, vs. Eastern Washington, 11/14/17
<b>ASST</b>	Season: Career: 3, vs. Utah Valley, 12/7/17
<b>BLKS</b>	Season: Career: 2, vs. Colorado, 12/15/17
<b>STLS</b>	Season: Career: 3, vs. Eastern Washington, 11/14/17
<b>FTs</b>	Season: Career: 2, at Navy, 11/22/17
<b>MINS</b>	Season: Career: 29, vs. Eastern Washington, 11/14/17

# PLAYER PROFILES



**KAELIN IMMEL**  
**GUARD**

**#32 C**

5-9 | Sophomore  
Beaverton, OR  
Southridge

## 2017-18 (Freshman):

2017-18 Mountain West Freshman of the Year.  
2017-18 Mountain West All-Freshman Team  
- Led team and Mountain West freshmen in scoring at 15.0 ppg.  
- Air Force Div. I season record and Air Force freshman scoring record 464 points.  
- 288 points and 16.0 ppg in MW play are both school records.  
- Started all 31 games.  
- 8th in MW in scoring.  
- 53 three's led team and ranked 6th in MW.  
- Led team in scoring in 18 games, including eight in a row at one point.  
- Six 20 point games.  
- 21 points vs. FIU and New Mexico.  
- 24 points vs. Fresno State.  
- 25 points and six three's at UNLV.  
- 26 points and five three's vs. San José State.  
- Air Force Div. I records set:  
Pts 464  
FG's made 163, FG's attempted 474  
- Air Force frosh records:  
Pts 464, PPG 15.0, FG's attempted, Three's attempted 202  
- Air Force Div. I frosh records:  
FG's made 163

## SEASON/CAREER HIGHS

Points	Season: 25, vs. Western Colorado, 11/6/18 Career: 26, vs. San Jose State, 1/13/18
FG%	Season: .769, vs. Western Colo, 11/6/18, (10-13) Career: .615, vs. Wyoming, 2/27/18, (8-13)
3FG	Season: 3, vs. Western Colorado, 11/6/18 Career: 6, vs. UNLV, 1/10/18
3FG%	Season: .750, vs. Western Colo, 11/6/18, (3-4) Career: .750, vs. UNLV, 1/10/18
REB	Season: 5, at Denver, 11/11/18 Career: 7, vs. New Mexico, 12/28/17
ASST	Season: 2, vs. Western Colorado, 11/6/18 Career: 5, vs. San Jose State, 1/13/18
BLKS	Season: Career: 1, 5x
STLS	Season: 2, vs. Western Colorado, 11/6/18 Career: 5, vs. San Diego State, 2/3/18
FTs	Season: 2-6, vs. Western Colorado, 11/6/18 Career: 10, Boise State, 3/6/18, (10-10)
MINs	Season: 32, 2x Career: 38, at San Jose State, 3/2/18

## 2018-19 Air Force Women's Basketball Air Force Individual Game-by-Game (as of Nov 24, 2018) All games

### #32 IMMEL, Kaelin

Opponent	Date	gs	min	Total		3-Pointers		Free throws		Rebounds				pf	a	t/o	blk	stl	pts	avg
				fg-fga	pct	3fg-fga	pct	ft-fta	pct	off	def	tot	avg							
WESTERN COLORADO	11/06/18	*	32	10-13	.769	3-4	.750	2-6	.333	0	3	3	3.0	1	2	4	0	2	25	25.0
GEORGE MASON	11/9/18	*	32	4-10	.400	4-5	.800	1-2	.500	0	2	2	2.5	2	0	4	0	0	13	19.0
at Denver	11/11/18	*	25	3-11	.273	0-4	.000	1-3	.333	1	4	5	3.3	4	0	1	0	0	7	15.0
FAIRLEIGH DICKINSON	11/16/18	dnp		-	-	-	-	-	-	-	-	-	-	-	-	-	-	-	-	-
at Army	11/21/18		28	4-10	.400	1-2	.500	5-6	.833	1	0	1	2.8	2	0	2	0	1	14	14.8
at Northeastern	11/24/18		27	4-8	.500	0-1	.000	1-2	.500	1	0	1	2.4	2	1	1	0	1	9	13.6
Totals		3	144	25-52	.481	8-16	.500	10-19	.526	3	9	12	2.4	11	3	12	0	4	68	13.6

Games played: 5  
Minutes/game: 28.8  
Points/game: 13.6  
FG Pct: 48.1  
3FG Pct: 50.0  
FT Pct: 52.6

Rebounds/game: 2.4  
Assists/game: 0.6  
Turnovers/game: 2.4  
Assist/turnover ratio: 0.3  
Steals/game: 0.8



## PLAYER PROFILES



**COCO KUCHINS**  
**GUARD**

**#35**

5-9 | Freshman  
Chevy Chase, MD  
Winston Churchill/ USAFA Prep

**2017-18:** Attended the USAFA Prep School and played on the basketball team.

**HIGH SCHOOL:** Four letters in basketball and three in lacrosse ... played for coach Blanken at Winston Churchill HS ... logged over 100 rebounds, assists, steals and more than 400 points in her senior campaign ... first-team all-county junior and senior year ... all-time leader at Churchill HS in assists and steals ... Top-10 All-Met in assists and blocks ... basketball team captain junior and senior year ... 2016 regional lacrosse champions ... first-team all-county in lacrosse as a senior ... Honor Roll.

## SEASON/CAREER HIGHS

Points	Season: Career:
FG%	Season: Career:
3FG	Season: Career:
3FG%	Season: Career:
REB	Season: Career:
ASST	Season: Career:
BLKS	Season: Career:
STLS	Season: Career:
FTs	Season: Career:
MINs	Season: Career:

**2018-19 Air Force Women's Basketball**  
**Air Force Individual Game-by-Game (as of Nov 24, 2018)**  
**All games**

**#35 KUCHINS, Coco**

Opponent	Date	gs	min	Total		3-Pointers		Free throws		Rebounds				pf	a	t/o	blk	stl	pts	avg
				fg-fga	pct	3fg-fga	pct	ft-fga	pct	off	def	tot	avg							
WESTERN COLORADO	11/06/18		1	0-0	.000	0-0	.000	0-0	.000	0	0	0	0.0	0	0	0	0	0	0	0.0
GEORGE MASON	11/9/18		dnp	-	-	-	-	-	-	-	-	-	-	-	-	-	-	-	-	-
at Denver	11/11/18		2	0-2	.000	0-1	.000	0-0	.000	0	0	0	0.0	1	0	0	0	1	0	0.0
FAIRLEIGH DICKINSON	11/16/18		5	1-1	1.000	0-0	.000	1-2	.500	0	1	1	0.3	1	0	2	0	2	3	1.0
at Army	11/21/18		dnp	-	-	-	-	-	-	-	-	-	-	-	-	-	-	-	-	-
at Northeastern	11/24/18		dnp	-	-	-	-	-	-	-	-	-	-	-	-	-	-	-	-	-
Totals		0	8	1-3	.333	0-1	.000	1-2	.500	0	1	1	0.3	2	0	2	0	3	3	1.0

Games played: 3  
Minutes/game: 2.7  
Points/game: 1.0  
FG Pct: 33.3  
3FG Pct: 0.0  
FT Pct: 50.0

Rebounds/game: 0.3  
Turnovers/game: 0.7  
Steals/game: 1.0

PLAYER PROFILES



**NATALIE NICKS**  
**GUARD**

**#41**

5-7 | Freshman  
Pensacola Florida  
W. Fla. School of Advanced Tech.  
USAFA Prep

**2017-18:** Attended USAFA Prep School and played on basketball team ... Black Rope (PFT and AFT)

**HIGH SCHOOL:** Four letters in basketball at West Florida School of Advanced Technology ... played for coach Iesha Ridgeway ... two-time first-team all-area ... team MVP ... team captain as a junior and senior ... tallied over 1,000 points in the last three years of high school ... graduated Magna Cum Laude ... Distinguished Athletic Awards-Marine Corps.

SEASON/CAREER HIGHS

Points	Season: Career:
FG%	Season: Career:
3FG	Season: Career:
3FG%	Season: Career:
REB	Season: Career:
ASST	Season: Career:
BLKS	Season: Career:
STLS	Season: Career:
FTs	Season: Career:
MINS	Season: Career:

**2018-19 Air Force Women's Basketball**  
**Air Force Individual Game-by-Game (as of Nov 24, 2018)**  
**All games**

**#41 NICKS, Natalie**

Opponent	Date	gs	min	Total		3-Pointers		Free throws		Rebounds				pf	a	t/o	blk	stl	pts	avg
				fg-fga	pct	3fg-fga	pct	ft-fta	pct	off	def	tot	avg							
WESTERN COLORADO	11/06/18		dnp	-	-	-	-	-	-	-	-	-	-	-	-	-	-	-	-	-
GEORGE MASON	11/9/18		dnp	-	-	-	-	-	-	-	-	-	-	-	-	-	-	-	-	-
at Denver	11/11/18		1	0-0	.000	0-0	.000	0-0	.000	0	0	0	0.0	0	0	0	0	0	0	0.0
FAIRLEIGH DICKINSON	11/16/18		3	0-0	.000	0-0	.000	0-0	.000	0	0	0	0.0	0	0	0	0	0	0	0.0
at Army	11/21/18		dnp	-	-	-	-	-	-	-	-	-	-	-	-	-	-	-	-	-
at Northeastern	11/24/18		dnp	-	-	-	-	-	-	-	-	-	-	-	-	-	-	-	-	-
Totals		0	4	0-0	.000	0-0	.000	0-0	.000	0	0	0	0.0	0	0	0	0	0	0	0.0

Games played: 2  
Minutes/game: 2.0

## PLAYER PROFILES



**KASSADY HUFFMAN**  
**FORWARD**

**#55**

6-2 | Junior  
Colorado Springs, CO  
Air Academy/USAFA Prep

**NOTABLE:**

- 38 blocks as a freshman is second most in a season Div. I era.
- School Div. I era record six blocked shots in a game vs. Nevada in 2017.

**2017-18 (Sophomore):**

- Did not appear in any games.

**2016-17 (Freshman):**

- Led team with 38 blocked shots.
- 38 blocks ranks 2nd in a season at Air Force in Div. I era.
- Played in 19 games, making 17 starts.
- Averaged 7.7 points and 5.1 rebounds per game.
- Blocked six shots against Nevada to set school Div. I era game record.
- Suffered season-ending injury vs. Fresno State, missing the final 10 games of the season.
- Career-high 17 points at San Diego State.
- 15 pts, nine rebounds and five blocked shots vs. Fairleigh Dickinson.
- Had eight multiple-block games, including seven with 3+.

## SEASON/CAREER HIGHS

<b>Points</b>	Season: 12, at Denver, 11/11/18 Career: 17 at San Diego State, 1/25/17
<b>FG%</b>	Season: .667, 2x Career:
<b>3FG</b>	Season: Career: 1, at Colorado, 11/13/16
<b>3FG%</b>	Season: Career:
<b>REB</b>	Season: 11, at Denver, 11/11/18 Career: 11, at Denver, 11/11/18
<b>ASST</b>	Season: 5, vs. George Mason, 11/9/18 Career: 5, vs. George Mason, 11/9/18
<b>BLKS</b>	Season: 5, 2x Career: 6, vs. Nevada, 1/18/17
<b>STLS</b>	Season: 2, 2x Career: 2, 2x
<b>FTs</b>	Season: 4, at Denver, 11/11/18 Career: 9, at Fairleigh Dickinson, 11/26/16
<b>MINS</b>	Season: 31, at Northeastern, 11/24/18 Career: 33, vs. Navy, 11/29/16

**2018-19 Air Force Women's Basketball**  
**Air Force Individual Game-by-Game (as of Nov 24, 2018)**  
**All games**

**#55 HUFFMAN, Kassady**

Opponent	Date	gs	min	Total		3-Pointers		Free throws		Rebounds				pf	a	t/o	blk	stl	pts	avg
				fg-fga	pct	3fg-fga	pct	ft-fa	pct	off	def	tot	avg							
WESTERN COLORADO	11/06/18	*	29	2-3	.667	0-0	.000	6-10	.600	3	5	8	8.0	2	2	4	5	2	10	10.0
GEORGE MASON	11/9/18	*	28	0-2	.000	0-0	.000	3-6	.500	6	3	9	8.5	2	5	2	2	0	3	6.5
at Denver	11/11/18	*	28	4-11	.364	0-0	.000	4-7	.571	6	5	11	9.3	4	0	4	0	1	12	8.3
FAIRLEIGH DICKINSON	11/16/18	*	23	4-6	.667	0-0	.000	2-5	.400	4	7	11	9.8	0	0	3	5	2	10	8.8
at Army	11/21/18	*	20	2-5	.400	0-0	.000	0-0	.000	2	3	5	8.8	4	2	2	2	0	4	7.8
at Northeastern	11/24/18	*	31	1-7	.143	0-0	.000	3-4	.750	3	7	10	9.0	4	0	6	0	0	5	7.3
Totals		6	159	13-34	.382	0-0	.000	18-32	.563	24	30	54	9.0	16	9	21	14	5	44	7.3

Games played: 6  
Minutes/game: 26.5  
Points/game: 7.3  
FG Pct: 38.2  
FT Pct: 56.3

Rebounds/game: 9.0  
Assists/game: 1.5  
Turnovers/game: 3.5  
Assist/turnover ratio: 0.4  
Steals/game: 0.8  
Blocks/game: 2.3

BOX SCORES

Official Basketball Box Score -- Game Totals -- Final Statistics  
Western Colorado vs Air Force  
11/06/18 7:28 pm MT at Clune Arena (USAF Academy, Colo.)

Western Colorado 54 • 0-1

#	Player	Total		3-Ptr	Rebounds			PF	TP	A TO Blk Stl				Min
		FG-FGA	FG-FGA		Off	Def	Tot			A	TO	Blk	Stl	
55	KANZLER, Jadyn	f	2-3	0-0	2-4	3	1	4	4	6	0	3	0	16
04	ERICKSON, Jessie	g	1-7	0-1	3-4	0	2	2	3	5	3	4	0	33
10	GOTHARD, Tammarrah	g	2-8	0-1	2-4	0	2	2	3	6	0	2	0	29
15	COLEMAN, Taytem	g	1-1	0-0	0-0	2	4	6	0	2	1	4	0	30
21	COLEMAN, Samantha	g	1-8	0-5	5-6	0	2	2	4	7	0	1	0	21
01	MORINE, Jomekia	g	0-0	0-0	0-0	0	0	0	0	0	0	0	0	3
02	PARKER, Mikaela	g	1-1	0-0	0-0	0	0	0	1	2	0	0	0	6
03	ANTRILLO, Brecon	g	0-1	0-0	2-4	0	0	0	0	2	0	1	0	10
05	COX, Savannah	g	0-1	0-0	0-0	0	1	1	3	0	2	2	0	2
20	WILLIS, Chandler	g	5-8	0-1	3-4	1	2	3	5	13	0	2	0	19
22	PARO, Payton	g	0-1	0-0	1-2	0	1	1	0	1	2	0	0	4
24	HUMBARGER, Courtney	g	0-1	0-0	0-0	1	0	1	0	0	0	0	0	3
30	NAJVAR, Katie	g	1-2	0-0	4-4	0	0	0	2	6	0	0	0	9
32	DALTON, Katie	g	2-3	0-0	0-0	2	1	3	3	4	0	2	1	11
Team					4	5	9							
Totals			16-45	0-8	22-32	13	21	34	29	54	4	25	1	143
1st - FG %: 1-6 16.7% 2nd: 3-11 27.3% 3rd: 8-17 47.1% 4th: 4-11 36.4% Game: 16-45 35.6% Deadball Rebounds 6														
3FG %: 0-3 0.0% 0-2 0.0% 0-0 0.0% 0-2 0.0% 0-8 0.0%														
FT %: 9-14 64.3% 5-8 62.5% 1-2 50.0% 7-8 87.5% 22-32 68.8%														

Air Force 72 • 1-0

#	Player	Total		3-Ptr	Rebounds			PF	TP	A TO Blk Stl				Min
		FG-FGA	FG-FGA		Off	Def	Tot			A	TO	Blk	Stl	
23	SNYDER, Riley	f	4-11	2-3	1-1	4	0	4	3	11	0	3	0	23
55	HUFFMAN, Kassady	f	2-3	0-0	6-10	3	5	8	2	10	2	4	5	29
13	CONROE, Emily	g	1-7	1-4	2-2	1	4	5	3	7	1	5	0	26
24	SPRINGFIELD, Alexis	g	1-3	0-1	2-3	0	3	3	4	4	1	0	0	25
32	IMMEL, Kaelin	g	10-13	3-4	2-6	0	3	3	1	25	2	4	0	32
00	JONES, Haley	g	1-3	0-0	1-4	3	1	4	3	0	2	1	1	12
01	AUTREY, Brianna	g	1-4	0-2	5-6	1	0	1	3	7	1	3	0	16
02	GADISON, Audrey	g	0-2	0-1	0-0	0	1	1	0	0	0	0	1	6
10	ITUGBU, Venessannah	g	0-1	0-0	0-0	0	0	0	2	0	1	1	1	10
14	TOMES, Noelle	g	2-3	0-1	1-5	1	0	1	4	5	0	0	0	16
21	MCFALLS, Michaela	g	0-1	0-0	0-0	1	0	1	0	0	1	0	1	4
35	KUCHINS, Coco	g	0-0	0-0	0-0	0	0	0	0	0	0	0	0	1
Team					2	3	5							
Totals			23-51	6-16	20-37	16	20	36	28	72	10	24	7	150
1st - FG %: 5-13 38.5% 2nd: 7-12 58.3% 3rd: 6-13 46.2% 4th: 5-13 38.5% Game: 23-51 45.1% Deadball Rebounds 8														
3FG %: 2-5 40.0% 1-2 50.0% 1-5 20.0% 2-4 50.0%														
FT %: 6-14 42.9% 6-15 40.0% 4-4 100.0% 4-4 100.0%														

Officials: Kevin Kizewski, Katie Ressler, Jenna Reneau  
Technical fouls: Western Colorado-TEAM. Air Force-None.  
Attendance: 376

Score by periods	1st	2nd	3rd	4th	Total
Western Colorado	11	11	17	15	54
Air Force	18	21	17	16	72

Points	In	Off	2nd	Fast
WSWB	28	22	7	2
AF	28	26	16	8

Last FG - WSWB 4th-06:32, AF 4th-02:59.  
Largest lead - WSWB None, AF by 19 3rd-08:52.  
WSWB led for 00:00. AF led for 39:41. Game was tied for 00:19.  
Score tied - 0 times.  
Lead changed - 0 times.

Official Basketball Box Score -- Game Totals -- Final Statistics  
George Mason vs Air Force  
11/9/18 12:05 pm MT at USAF Academy, Colo.

George Mason 78 • 2-0

#	Player		Total		3-Ptr	Rebounds			PF	TP	A TO Blk Stl				Min
			FG-FGA	FG-FGA	FT-FTA	Off	Def	Tot			A	TO	Blk	Stl	
21	DAVIS, Casey	f	5-8	0-1	1-1	6	2	8	3	11	1	1	2	1	28
05	GRATE, Alexis	g	0-1	0-0	2-6	1	1	2	2	0	2	0	0	9	
11	BOLTON, Jacy	g	4-8	1-3	1-2	0	7	7	4	10	2	3	0	1	34
14	CARDANO-HILLARY, Ni	g	7-16	1-2	10-14	0	3	3	2	25	6	6	0	3	38
44	KAMINSKI, Sarah	g	3-7	2-5	0-2	1	4	5	1	8	1	1	0	1	26
04	KAKTAITE, Livija		0-2	0-0	0-0	0	1	1	1	0	1	3	0	1	9
10	TRIGGS, Jewel		0-0	0-0	3-4	0	0	0	3	0	0	0	0	6	6
12	KORPINEN, Marika		3-5	2-3	0-0	1	1	2	3	8	1	0	0	1	29
15	WILSON, Devyn		0-0	0-0	0-0	0	0	0	0	0	0	0	0	0	0+
33	GATLING, Camarie		4-7	0-0	3-4	3	1	4	3	11	0	2	0	0	17
35	MCCOOL, Allie		0-0	0-0	0-0	0	0	0	2	0	0	0	0	0	4
Team						3	6	9							
Totals			26-54	6-14	20-33	15	26	41	21	78	12	18	2	8	200
1st - FG %: 6-13 46.2% 2nd: 4-10 40.0% 3rd: 8-16 50.0% 4th: 8-15 53.3% Game: 26-54 48.1% Deadball Rebounds 7															
3FG %: 1-3 33.3% 0-1 0.0% 3-4 75.0% 2-6 33.3% 6-14 42.9%															
FT %: 3-5 60.0% 5-6 83.3% 6-14 42.9%															

Air Force 71 • 1-1

#	Player		Total	3-Ptr	Rebounds										
			FG-FGA	FG-FGA	FT-FTA	Off	Def	Tot	PF	TP	A	TO	Blk	Stl	Min
23	SNYDER, Riley	f	4-7	4-5	0-0	1	4	5	5	12	0	1	1	0	24
55	HUFFMAN, Kassady	f	0-2	0-0	3-6	6	3	9	2	3	5	2	2	0	28
13	CONROE, Emily	g	3-10	1-6	0-2	1	4	5	2	7	1	1	0	1	32
24	SPRINGFIELD, Alexis	g	1-3	0-1	0-0	0	0	0	4	2	1	2	0	1	14
32	IMMEL, Kaelin	g	4-10	4-5	1-2	0	2	2	2	13	0	4	0	0	32
00	JONES, Haley		3-6	2-3	2-4	2	2	4	1	10	0	0	1	0	19
01	AUTREY, Brianna		6-12	1-3	6-6	0	0	0	5	19	5	3	0	6	26
02	GADISON, Audrey		0-0	0-0	0-0	0	0	0	1	0	0	0	0	0	2
10	ITUGBU, Venessannah		0-0	0-0	2-4	0	2	2	4	2	0	0	0	0	6
14	TOMES, Noelle		1-5	1-2	0-0	1	1	2	0	3	2	0	0	0	17
Team						2	1	3				3			
Totals			22-55	13-25	14-24	13	19	32	26	71	14	16	4	8	200
1st - FG %: 5-13 38.5% 2nd: 4-12 33.3% 3rd: 7-16 43.8% 4th: 6-14 42.9% Game: 22-55 40.0% Deadball Rebounds 4															
3FG %: 3-6 50.0% 2-4 50.0% 4-8 50.0%															
FT %: 3-5 60.0% 4-6 66.7% 1-4 25.0%															

Officials: Michol Murray, Penny Davis, Clarke Stevens  
Technical fouls: George Mason-None. Air Force-None.  
Attendance: 991

Score by periods	1st	2nd	3rd	4th	Total
George Mason	16	13	25	24	78
Air Force	16	14	19	22	71

Points	In	Off	2nd	Fast
MASON	28	28	15	7
AF	14	18	18	6

Last FG - MASON 4th-01:25, AF 4th-00:05.  
Largest lead - MASON by 12 1st-07:25, AF by 4 1st-01:39.  
MASON led for 28:33. AF led for 10:01. Game was tied for 01:26.  
Score tied - 4 times.  
Lead changed - 6 times.

Official Basketball Box Score -- Game Totals -- Final Statistics  
Air Force vs Denver  
11/11/18 1:00 PM at Denver, Colo. (Hamilton Gymnasium)

Air Force 66 • 1-2

#	Player		Total		3-Ptr	Rebounds			PF	TP	A TO Blk Stl				Min
			FG-FA	FG-FA	FT-FTA	Off	Def	Tot			A	TO	Blk	Stl	
23	SNYDER, Riley	f	0-8	0-1	0-2	3	2	5	2	0	2	0	0	1	18
55	HUFFMAN, Kassady	f	4-11	0-0	4-7	6	5	11	4	12	0	4	0	0	28
13	CONROE, Emily	g	4-12	2-5	3-4	2	4	6	2	13	0	3	0	1	26
24	SPRINGFIELD, Alexis	g	2-9	0-2	1-3	2	1	3	3	5	2	2	0	0	16
32	IMMEL, Kaelin	g	3-11	0-4	1-3	1	4	5	4	7	0	1	0	0	25
00	JONES, Haley	g	1-4	0-1	3-6	4	3	7	3	5	0	1	0	1	20
01	AUTREY, Briana	g	2-4	0-1	5-8	1	2	3	2	9	0	4	0	1	14
02	GADISON, Audrey	g	0-0	0-0	0-0	1	0	1	2	0	0	0	0	1	8
03	WINTERS, Cierra	g	1-2	0-0	0-0	0	0	0	1	2	0	0	0	2	2
10	ITUGBU, Venessannah	g	0-0	0-0	4-4	3	2	5	2	4	1	0	0	2	14
12	TOMES, Noelle	g	0-3	0-1	2-2	0	1	1	0	2	0	1	0	0	12
15	ELBOURNE, Tanisha	g	3-5	0-0	1-4	0	1	1	1	7	2	2	0	4	11
21	MCALLS, Michaela	g	0-0	0-0	0-0	0	1	1	0	0	0	1	0	1	3
35	KUCKINS, Coco	g	0-2	0-1	0-0	0	0	0	0	0	0	0	0	1	2
41	NICHES, Natalie	g	0-0	0-0	0-0	0	0	0	0	0	0	0	0	0	1
Team			20-71	2-16	24-43	26	26	52	27	66	5	21	0	13	200
1st - FG %:			3-14	21.4%	2nd: 6-15	40.0%	3rd: 4-24	16.7%	4th: 7-18	38.9%	Game: 20-71	21.5%	2nd: 6-15	40.0%	Dea
3FG %:			0-1	0.0%	1-5	20.0%	1-4	25.0%	1-4	25.0%	20-71	28.6%	1-5	20.0%	Reb
FT %:			7-12	58.3%	6-12	50.0%	41-11	36.4%	7-8	87.5%	24-43	55.8%	6-12	50.0%	



## BOX SCORES

**Official Basketball Box Score -- Game Totals -- Final Statistics**  
**Air Force vs Army**  
**11/21/18 5:05 pm at West Point, NY (Christl Arena)**
**Air Force 71 • 3-2**

#	Player	Total		3-Ptr	Rebounds			PF		TP		A TO Blk		Stl	Min
		FG-FGA	FG-FGA	FT-FTA	Off	Def	Tot								
23	SNYDER, Riley	f	5-11	1-3	4-6	3	5	8	2	15	1	3	0	1	35
55	HUFFMAN, Kassady	f	2-5	0-0	0-0	2	3	5	4	4	2	2	2	0	20
10	ITUGBU, Venessannah	g	0-1	0-0	3-6	1	7	8	4	3	0	0	1	0	28
13	CONROE, Emily	g	1-5	0-2	0-0	0	2	2	4	2	0	2	0	3	18
24	SPRINGFIELD, Alexis	g	1-1	0-0	0-2	0	0	0	2	2	0	1	0	0	13
00	JONES, Haley		2-8	1-1	1-1	2	2	4	3	6	0	0	1	0	23
01	AUTREY, Briana		8-12	0-1	8-9	0	6	6	3	24	2	5	2	2	27
14	TOMES, Noelle		0-1	0-0	1-2	1	0	1	0	1	0	0	0	0	3
21	MCFALLS, Michaela		0-0	0-0	0-0	0	1	1	2	0	1	0	0	0	5
32	IMMEL, Kaelin		4-10	1-2	5-6	1	0	1	2	14	0	2	0	1	28
Team						2	2	4							
Totals			23-54	3-9	22-32	12	28	40	26	71	6	15	6	7	200

1st - FG %:	8-17	47.1%	2nd: 7-11	63.6%	3rd: 5-14	35.7%	4th: 3-12	25.0%	Game: 23-54	42.6%	Deadball
3FG %:	1-1	100.0%	1-2	50.0%	0-4	0.0%	1-2	50.0%	3-9	33.3%	Rebounds
FT %:	1-1	100.0%	5-9	55.6%	4-6	66.7%	12-16	75.0%	22-32	68.8%	6

**Army 60 • 1-3**

#	Player	Total		3-Ptr	Rebounds			PF		TP		A TO Blk		Stl	Min
		FG-FGA	FG-FGA	FT-FTA	Off	Def	Tot								
15	Murray, Kate	f	1-3	0-0	2-2	1	2	3	3	4	1	4	1	0	22
41	Hovren, Madison	f	10-21	0-0	5-13	4	7	11	4	25	0	1	0	2	39
03	Lewis, Jess	g	2-9	2-8	2-2	0	2	2	4	8	5	3	0	1	33
12	Allen, Maddie	g	0-1	0-0	0-0	0	4	4	3	0	0	0	0	1	19
44	Tacka, Libby	g	0-7	0-1	0-2	4	0	4	4	0	2	1	0	0	13
00	White, Gabby		0-3	0-1	2-2	0	1	1	1	2	1	2	0	0	15
02	Yancey, Morgan		1-4	1-3	0-0	0	1	1	2	3	0	1	0	2	18
23	Sullivan, Taylor		0-0	0-0	0-0	0	0	0	2	0	0	1	0	0	1
25	Rawls, Jessica		4-7	0-0	1-2	4	2	6	3	9	0	1	1	0	15
31	Fallon, Alisa		3-4	1-1	2-2	0	2	2	3	9	3	1	0	2	25
Team						1	1	2							
Totals			21-59	4-14	14-25	14	22	36	29	60	12	15	2	8	200

1st - FG %:	8-15	53.3%	2nd: 4-13	30.8%	3rd: 7-13	53.8%	4th: 2-18	11.1%	Game: 21-59	35.6%	Deadball
3FG %:	3-4	75.0%	0-2	0.0%	0-2	0.0%	1-6	16.7%	4-14	28.6%	Rebounds
FT %:	2-4	50.0%	4-5	80.0%	7-12	58.3%	1-4	25.0%	14-25	56.0%	7,1

Officials: Kenneth Kelly, Kristi Mosley, Hillary Harwell  
 Technical fouls: Air Force-None. Army-None.  
 Attendance: 913

Score by periods	1st	2nd	3rd	4th	Total
Air Force	18	20	14	19	71
Army	21	12	21	6	60

Last FG - AF 4th-06:27, ARMY 4th-00:26.  
 Largest lead - AF by 11 4th-00:31, ARMY by 5 1st-04:38.  
 AF led for 28:16. ARMY led for 07:05. Game was tied for 04:30.

	In	Off	2nd	Fast	
Points	Paint	T/O	Chance	Break	Bench
AF	40	17	7	6	45
ARMY	28	15	13	0	23

Score tied - 8 times.  
 Lead changed - 6 times.

**Official Basketball Box Score -- Game Totals -- Final Statistics**  
**Air Force vs Northeastern**  
**11/24/18 1:05 p.m. at Boston, Mass. (Cabot Center)**
**Air Force 41 • 3-3**

#	Player	Total		3-Ptr	Rebounds			PF		TP		A TO Blk		Stl	Min
		FG-FGA	FG-FGA	FT-FTA	Off	Def	Tot								
23	SNYDER, Riley	f	1-10	0-4	0-0	2	1	3	1	2	1	2	0	2	14
55	HUFFMAN, Kassady	f	1-7	0-0	3-4	3	7	10	4	5	0	6	0	0	31
10	ITUGBU, Venessannah	g	0-1	0-0	1-2	4	1	5	1	1	1	2	3	4	29
13	CONROE, Emily	g	6-13	1-5	0-0	0	4	4	2	13	1	1	1	3	35
24	SPRINGFIELD, Alexis	g	0-1	0-1	0-0	0	1	1	3	0	0	3	0	0	15
00	JONES, Haley		2-5	0-1	0-0	3	1	4	3	4	0	1	0	1	13
01	AUTREY, Briana		2-3	1-1	2-4	0	0	0	4	7	3	6	0	2	22
14	TOMES, Noelle		0-3	0-2	0-0	0	0	0	0	0	0	1	2	0	9
15	ELBOURNE, Tanisha		0-1	0-0	0-0	1	0	1	0	0	0	2	0	1	4
21	MCFALLS, Michaela		0-0	0-0	0-0	0	0	0	0	0	0	0	0	0	1
32	IMMEL, Kaelin		4-8	0-1	1-2	1	0	1	2	9	1	1	0	1	27
Team						2	3	5							
Totals			16-52	2-15	7-12	16	18	34	20	41	8	27	4	15	200

1st - FG %:	4-17	23.5%	2nd: 1-8	12.5%	3rd: 4-14	28.6%	4th: 7-13	53.8%	Game: 16-52	30.8%	Deadball
3FG %:	0-6	0.0%	0-3	0.0%	1-4	25.0%	1-2	50.0%	2-15	13.3%	Rebounds
FT %:	1-2	50.0%	3-4	75.0%	2-4	50.0%	1-2	50.0%	7-12	58.3%	3

**Northeastern 54 • 5-0**

#	Player	Total		3-Ptr	Rebounds			PF		TP		A TO Blk		Stl	Min
		FG-FGA	FG-FGA	FT-FTA	Off	Def	Tot								
24	Giacone, Gabby	f	0-0	0-0	0-0	0	0	0	0	0	0	2	0	0	3
12	Dublin, Ayanna	g	5-7	0-0	2-2	2	4	6	0	12	3	2	0	1	37
13	May, Katie	g	3-5	2-4	0-0	0	0	0	1	8	2	0	1	1	30
14	Todd, Shannon	g	2-6	0-2	1-2	3	5	8	4	5	0	5	0	2	34
20	Genco, Jess	g	5-13	2-6	4-5	0	1	1	1	16	1	6	0	4	36
01	Currence, Kendall		0-2	0-0	0-0	0	0	0	0	0	0	1	0	0	4
03	Zwerling, Zoe		0-1	0-0	0-0	0	0	0	0	0	0	1	1	0	7
04	Hill, Alexis		1-5	0-0	2-2	2	5	7	0	4	3	4	0	2	24
11	Clark, Stella		2-4	1-2	2-2	1	6	7	5	7	2	5	0	0	19
23	Redcross, Courtney		1-2	0-0	0-0	0	0	0	3	2	0	0	0	0	6
Team						1	1	2							
Totals			19-45	5-14	11-13	9	22	31	14	54	12	26	1	10	200

1st - FG %:	5-10	50.0%	2nd: 8-13	61.5%	3rd: 4-14	28.6%	4th: 2-8	25.0%	Game: 19-45	42.2%	Deadball
3FG %:	2-5	40.0%	2-2	100.0%	1-4	25.0%	0-3	0.0%	5-14	35.7%	Rebounds
FT %:	2-3	66.7%	2-2	100.0%	2-2	100.0%	5-6	83.3%	11-13	84.6%	1

Officials: Ken Kelly, Carmen Portorreal, Ryan Nunes  
 Technical fouls: Air Force-None. Northeastern-None.  
 Attendance: 255

Score by periods	1st	2nd	3rd	4th	Total
Air Force	9	5	11	16	41
Northeastern	14	20	11	9	54

Last FG - AF 4th-01:05, NU 4th-02:45.  
 Largest lead - AF None, NU by 25 3rd-07:17.  
 AF led for 00:00. NU led for 35:54. Game was tied for 04:05.

	In	Off	2nd	Fast	
Points	Paint	T/O	Chance	Break	Bench
AF	18	14	8	6	20
NU	26	19	5	2	13

Score tied - 2 times.  
 Lead changed - 0 times.

COMBINED STATS

**2018-19 Air Force Women's Basketball**  
**Air Force Combined Team Statistics (as of Nov 24, 2018)**  
**All games**

Overall record: 3-3 Conf: 0-0 Home: 2-1 Away: 1-2 Neutral: 0-0

#	Player	gp-gs	min	avg	Total		3-Point		F-Throw		Rebounds								a	to	blk	stl	pts	avg
					fg-fga	fg%	3fg-fga	3fg%	ft-fa	ft%	off	def	tot	avg	pf	dq								
32	IMMEL, Kaelin	5-3	144	28.8	25-52	.481	8-16	.500	10-19	.526	3	9	12	2.4	11	0	3	12	0	4	68	13.6		
01	AUTREY, Briana	6-0	123	20.5	20-38	.526	2-9	.222	28-37	.757	3	10	13	2.2	18	1	15	25	2	15	70	11.7		
13	CONROE, Emily	6-5	165	27.5	24-62	.387	5-24	.208	5-8	.625	6	23	29	4.8	13	0	4	14	2	15	58	9.7		
23	SNYDER, Riley	6-6	138	23.0	18-58	.310	9-19	.474	5-9	.556	14	17	31	5.2	14	1	3	13	2	4	50	8.3		
55	HUFFMAN, Kassady	6-6	159	26.5	13-34	.382	0-0	.000	18-32	.563	24	30	54	9.0	16	0	9	21	14	5	44	7.3		
00	JONES, Haley	6-0	103	17.2	15-32	.469	3-6	.500	8-16	.500	16	14	30	5.0	14	0	1	4	3	5	41	6.8		
03	WINTERS, Cierra	2-0	16	8.0	4-7	.571	2-2	1.000	1-2	.500	1	2	3	1.5	2	0	1	0	0	3	11	5.5		
14	TOMES, Noelle	6-1	78	13.0	6-23	.261	1-7	.143	6-12	.500	4	2	6	1.0	5	0	5	5	0	2	19	3.2		
15	ELBOURNE, Tanisha	3-0	22	7.3	4-8	.500	0-0	.000	1-4	.250	1	2	3	1.0	3	0	3	4	0	5	9	3.0		
10	ITUGBU, Venessanna	6-3	100	16.7	2-7	.286	0-0	.000	12-18	.667	9	14	23	3.8	17	0	2	4	5	8	16	2.7		
24	SPRINGFIELD, Alexis	6-6	97	16.2	6-19	.316	0-5	.000	3-8	.375	3	5	8	1.3	19	0	10	12	0	2	15	2.5		
35	KUCHINS, Coco	3-0	8	2.7	1-3	.333	0-1	.000	1-2	.500	0	1	1	0.3	2	0	0	2	0	3	3	1.0		
02	GADISON, Audrey	4-0	24	6.0	1-4	.250	0-2	.000	0-0	.000	1	1	2	0.5	4	0	0	0	0	2	2	0.5		
21	MCFALLS, Michaela	5-0	18	3.6	0-3	.000	0-0	.000	0-0	.000	2	2	4	0.8	3	0	1	3	0	2	0	0.0		
12	ADAMS, Jenna	1-0	1	1.0	0-0	.000	0-0	.000	0-0	.000	0	1	1	1.0	0	0	0	0	0	0	0	0.0		
41	NICKS, Natalie	2-0	4	2.0	0-0	.000	0-0	.000	0-0	.000	0	0	0	0.0	0	0	0	0	0	0	0	0.0		
Team											16	13	29				4							
Total.....		6	1200		139-350	.397	30-91	.330	98-167	.587	103	146	249	41.5	141	2	57	123	28	75	406	67.7		
Opponents.....		6	1203		123-321	.383	28-84	.333	101-147	.687	72	142	214	35.7	144	4	60	128	21	54	375	62.5		

TEAM STATISTICS	AF	OPP
SCORING	406	375
Points per game	67.7	62.5
Scoring margin	+5.2	-
FIELD GOALS-ATT	139-350	123-321
Field goal pct	.397	.383
3 POINT FG-ATT	30-91	28-84
3-point FG pct	.330	.333
3-pt FG made per game	5.0	4.7
FREE THROWS-ATT	98-167	101-147
Free throw pct	.587	.687
F-Throws made per game	16.3	16.8
REBOUNDS	249	214
Rebounds per game	41.5	35.7
Rebounding margin	+5.8	-
ASSISTS	57	60
Assists per game	9.5	10.0
TURNOVERS	123	128
Turnovers per game	20.5	21.3
Turnover margin	+0.8	-
Assist/turnover ratio	0.5	0.5
STEALS	75	54
Steals per game	12.5	9.0
BLOCKS	28	21
Blocks per game	4.7	3.5
ATTENDANCE	1743	1554
Home games-Avg/Game	3-581	3-518
Neutral site-Avg/Game	-	0-0

Date	Opponent		Score	Att.
11/06/18	WESTERN COLORADO	W	72-54	376
11/9/18	GEORGE MASON	L	71-78	991
11/11/18	at Denver	L	66-92	386
11/16/18	FAIRLEIGH DICKINSON	W	85-37	376
11/21/18	at Army	W	71-60	913
11/24/18	at Northeastern	L	41-54	255

\* - Conference game

Score by Periods	1st	2nd	3rd	4th	Totals
Air Force	98	101	91	116	406
Opponents	93	95	111	76	375