

GEORGIA STATE SPORTS COMMUNICATIONS

Georgia State Stadium, 755 Hank Aaron Drive, Atlanta, GA 30315
 Mike Holmes, Associate Athletics Director
 Office: 404.413.4033 • Cell: 404.259.9716 • Email: rholmes@gsu.edu
 GeorgiaStateSports.com | Twitter: @GeorgiaStateMBB



Game 11: GEORGIA STATE (7-3) at #24/#25 KANSAS STATE (6-2)

December 15, 2018, 8 p.m. ET • Bramlage Coliseum • Manhattan, Kan.

TV: Fox Sports KC, Fox Sports Mobile App & ESPN3 • Radio: WAOK-AM 1380 & WRAS-FM 88.5

2018-19 RECORDS

Georgia State: 7-3, 0-0 Sun Belt
 H: 3-0, A: 2-2, N: 2-1
 Kansas State: 6-2, 0-0 Big 12
 H: 3-0, A: 0-2, N: 3-0

HEAD COACH

Ron Hunter (Miami (Ohio), 1986)
 GSU: 154-88 (8th Yr.)
 Career: 428-307 (25th Yr.)

SERIES RECORDS

All-time series: Kansas State leads 2-0
 Last meeting: K-State, 74-61, 12/29/99 in ATL
 Last KS meeting: K-State, 78-71, 11/29/98

GEORGIA STATE ON THE AIR

Radio: WAOK-AM 1380
 WRAS-FM 88.5
 GSU Mobile App
 PbP: Dave Cohen (36th Year)

Internet: Live stats at GeorgiaStateSports.com

Television: FOX Sports Kansas City
 FOX Sports App & ESPN3
 PbP: Ben Boyle
 Color: Stan Weber
 Sideline: Bridget Howard

GET READY FOR THE GAME...

- Georgia State made its second NCAA Tournament in the last four years in 2018 and returns four of five starters from the 2017-18 squad.
- Georgia State is facing its fifth 2018 NCAA Tournament opponent in the first 11 games of this season. GSU has already faced Montana, St. Bonaventure, Creighton, and Alabama leading into tonight.
- The Panthers are looking for their first regular season win against a Big 12 opponent. GSU's lone win over the league came against Baylor in the 2015 NCAA Tournament.
- GSU has four all-time wins over teams ranked in the top 25. The last came against No. 16 Baylor in the 2015 NCAA Tournament. The last ranked opponent GSU faced was No. 6/10 Cincinnati in the 2018 NCAA Tournament.
- Last time out, GSU earned a 95-88 win over Chattanooga on Wednesday night. Four Panthers finished in double figures while the team shot 57.7 percent from the floor and 10-of-23 from 3-point range.
- GSU has beaten two Power 5 opponents in one season for the second time in program history (Georgia and Alabama). In the 2000-01 season, GSU topped Georgia to open the season then defeated Wisconsin in the NCAA Tournament. Those wins are the only two P5 wins for Sun Belt schools this season.
- Georgia State's 21-point halftime comeback over Alabama (Dec. 4) is tied for the 12th-largest halftime comeback in NCAA history.
- GSU won five games in November for just the third time in program history. The previous two Novembers (2014 & 2017) found the Panthers playing in the NCAA Tournament the following March.
- Over the last 10 months, three Panthers have made at least eight 3-pointers in a game. Malik Benlevi knocked down eight against UGA last week, while Jeff Thomas did it against Mercer earlier this year. Last season, Devin Mitchell made 10 3-pointers at Little Rock.
- Since the start of the 2013-14 season, Georgia State has won more games (117) than any other NCAA Division I team in Georgia.
- Since returning to the Sun Belt in 2013-14 (5 seasons), Georgia State has finished in the top two of the final regular season conference standings four times.
- D'Marcus Simonds was named the Sun Belt Preseason Player of the Year after earning AP All-America Honorable Mention last season. He earned Sun Belt Player of the Week honors on Nov. 12.
- Jeff Thomas has made 163 3-pointers in his career, seventh on GSU's all-time.
- GSU is one of just 13 programs in the country to feature two assistant coaches who have NCAA D1 head coach experience (McCallum - Ball State/Houston/Detroit and Williams - Tennessee State).
- Head coach Ron Hunter, Georgia State's all-time leader in wins, earned the 150th win of his career at GSU in the opening game of the Cayman Islands Classic against St. Bonaventure.
- Hunter has led the Panthers to four of the seven most successful seasons in program history, including a pair of 25-win seasons and 24 wins last year.

PROBABLE STARTERS

Pos	#	Name	Ht	Wt	Cl.	PPG	RPG	Notes
G	1	Damon Wilson	6-5	200	R-Jr.	6.5	3.8	Shooting 50.0 percent (10 of 20) from 3-point range
G	12	Kane Williams	6-3	190	So.	11.2	a3.4	Finished with 17 pts./5 rebounds vs. UTC
G	15	D'Marcus Simonds	6-3	195	Jr.	22.0	4.8	Team-high 24 pts. vs UTC going 8-of-11 from the floor
F	2	Malik Benlevi	6-6	225	Sr.	12.7	5.9	Knocked down GW 3-pointer at Alabama
F	30	Jeff Thomas	6-5	190	Sr.	11.1	4.8	7th in GSU history in career 3-pointers (163)

RESERVES

F	0	Kavonte Ivery	6-7	230	Fr.	0.3	0.4	Scored first career basket against Creighton
G	10	Nelson Phillips	6-4	175	Fr.	4.3	3.5	Just missed DD with 12 pts., 9 rebs. vs. St. Bonaventure
F	14	Chris Clerkley	6-9	235	Jr.	0.8	1.2	Finished with 4 rebounds in 6 minutes vs. Creighton
F	20	Josh Linder	6-9	205	So.	2.0	1.6	Scored 6 pts., grabbed 6 rebounds against Creighton
F	21	James Wall	6-8	190	Fr.	0.0	0.0	Three appearances this season
G	24	Devin Mitchell	6-4	190	Sr.	6.7	a2.3	Season highs of 17 pts./4 rebs./4 asts. vs. UTC
G	35	Matt Chism	6-3	185	So.	0.0	0.3	Four appearances this season
F	50	Jordan Tyson	6-9	215	Sr.	3.4	2.5	Finished with 8 pts. and 2 rebs. against UTC



2018-19 SCHEDULE

Date	Opponent	Time/Result
Nov. 1	GEORGIA COLLEGE (Exh.)	W, 78-58
Nov. 6	EAST TENNESSEE STATE (ESPN+)	W, 74-68
Nov. 9	at Montana (PLUTO-TV)	L, 74-81
Nov. 13	MERCER (ESPN+)	W, 62-60
<i>Cayman Islands Classic</i>		
Nov. 19	vs. St. Bonaventure (Stadium)	W, 75-65
Nov. 20	vs. Creighton (Stadium)	L, 68-93
Nov. 21	vs. Georgia (Stadium)	W, 91-67
Nov. 28	at Tulane	W, 80-76
Dec. 1	at Liberty (ESPN+)	L, 52-78
Dec. 4	at Alabama (SECN+)	W, 83-80
Dec. 12	CHATTANOOGA (ESPN+)	W, 95-88
Dec. 15	at #24 Kansas State (Fox Sports KC)	8 p.m.
Dec. 19	UNC WILMINGTON (ESPN+)	7 p.m.
Dec. 29	MIDDLE GEORGIA STATE (ESPN+)	1 p.m.
Jan. 3	at UT Arlington * (ESPN+)	8 p.m.
Jan. 5	at Texas State * (ESPN+)	5 p.m.
Jan. 10	LOUISIANA * (ESPN+)	7 p.m.
Jan. 12	UL MONROE * (ESPN+)	1 p.m.
Jan. 17	at South Alabama * (ESPN+)	8 p.m.
Jan. 19	at Troy * (ESPN+)	7 p.m.
Jan. 24	TEXAS STATE * (ESPN+)	7 p.m.
Jan. 26	UT ARLINGTON * (ESPN+)	1 p.m.
Feb. 2	GEORGIA SOUTHERN * (ESPN+)	1 p.m.
Feb. 6	at UL Monroe * (ESPN+)	8 p.m.
Feb. 8	at Louisiana * (ESPN2)	9 p.m.
Feb. 13	TROY * (ESPN+)	7 p.m.
Feb. 15	SOUTH ALABAMA * (ESPN+)	1 p.m.
Feb. 21	at Appalachian State * (ESPN+)	7 p.m.
Feb. 23	at Coastal Carolina * (ESPN+)	2 p.m.
Feb. 28	ARKANSAS STATE * (ESPN+)	7 p.m.
March 2	LITTLE ROCK * (ESPN+)	1 p.m.
March 9	at Georgia Sothern * (ESPN+)	5 p.m.
<i>Sun Belt Championship</i>		
March 13-17	New Orleans, La.	

*Sun Belt game

GENERAL INFORMATION

Full Name Georgia State University
 Location Atlanta, Ga.
 Founded 1913
 Enrollment 50,000
 Nickname Panthers
 Colors Blue and White
 Arena Georgia State Sports Arena
 Capacity 3,854
 Affiliation NCAA Division I
 Conference Sun Belt
 President Mark P. Becker
 Athletics Director Charlie Cobb

BASKETBALL HISTORY

First Season of NCAA Basketball 1963-64
 All-Time Record 616-928
 NCAA Tournament Appearances 4
 (2018, 2015, 2001, 1991)
 NIT Appearances 2 (2014, 2002)
 CIT Appearances 2 (2017, 2012)
 Conference Titles (Reg. Season) 5
 (2015, 2014, 2002, 2001, 2000)
 Conference Tournament Titles 4
 (2018, 2015, 2001, 1991)

GOING FOR A THIRD

Since joining the Sun Belt five years ago, Georgia State has won two conference regular season titles, finished as a regular season runner-up twice, advanced to three conference tournament finals, and won two tournament titles in New Orleans.

Over the five-year stretch, the Panthers are 53-23 in Sun Belt Conference regular season games.

BRINGING MARCH MADNESS TO NOVEMBER AND DECEMBER

Georgia State will face five teams that played in the NCAA Tournament last year during the non-conference slate. It began on Nov. 9, at Montana as the Panthers lost a hard-fought game 81-74. The Panthers topped St. Bonaventure 75-65 and lost to Creighton 93-68 in the Cayman Islands Classic. Using a 21-point comeback and game winning buzzer beater, the Panthers topped Alabama 83-80 last week. The five games will conclude at No. 24 Kansas State on Saturday.

DON'T CALL IT A COMEBACK...JUST CALL IT A VICTORY

Georgia State topped Alabama 83-80 on Dec. 4, on a game-winning 3-point buzzer beater from senior Malik Benlevi. However, it was how the Panthers earned the win that might be even more remarkable and why it led ESPN's SportsCenter. The Panthers trailed by 21 points at halftime and by 22 points with 18:57 to play in the second half. Here are a couple of notes from the NCAA record book:

- 21 point halftime deficit - t12th-largest comeback in NCAA history
- 22 point second half deficit - t32nd-largest comeback in NCAA history

RANKED WINS

Georgia State has four wins all-time over ranked opponents. The last ranked win came with the Panthers' upset over Baylor in the 2015 NCAA tournament. The last ranked opponent faced was #6/#10 Cincinnati in the first round of the 2018 NCAA Tournament. Here is a list of the wins all-time over ranked opponents.

No. 15 - Saint Joseph's, 12/21/2001 (95-90)

No. 16 - Baylor, 3/19/2015, NCAA Tournament (57-56)

No. 25 - Wisconsin, 3/15/2001, NCAA Tournament (50-49)

No. 25 - Tulsa, 12/1/2003, Gwinnett Arena, (72-67)

SEC CHAMPS?

Georgia State went 2-0 against the SEC this fall earning a 91-67 win over Georgia to garner third place in the Cayman Islands Classic. The Panthers also scored an 83-80 win at Alabama. Ironically those two programs played for a national championship in football last season and an SEC title in early December.

POWER 5 WINS

Georgia State has garnered a pair of wins over Power 5 programs for just the second time in the same season in program history. With wins over Georgia and Alabama, it guaranteed no-less than two wins over P5 programs, with a match-up with Kansas State still to go. The only other time in program history Georgia State defeated two Power 5 programs in the same year was 2000-01 when the Panthers topped Georgia to open the season and then defeated Wisconsin in the NCAA Tournament.

LAST TIME OUT

D'Marcus Simonds scored a game-high 24 points and Devin Mitchell added season highs with 17 points and 32 minutes as Georgia State topped Chattanooga 95-88 at the GSU Sports Arena.

Simonds finished 8-of-11 from the floor with six rebounds and five assists, while Mitchell was 5-of-10 from 3-point range as the Panthers shot 57.7 percent from the floor and 10-of-23 from 3-point range.

Suiting up for just the third time after missing the team's first seven games of the season due to injury, Mitchell came off the bench early in the first half and looked to be in midseason form, making good on four of his first five shots, with three of them coming from behind the arc.



BEST 10 GAME STARTS

Georgia State's 7-3 start through 10 games isn't the best 10-game start in program history, but it is right near the top. Here are the best 10-game starts in program history.

Season	Record	Postseason
2000-01	9-1	NCAA (2nd round)
1975-76	8-2	None
2018-19	7-3	TBD
2017-18	7-3	NCAA
2015-16	7-3	None
2011-12	7-3	CIT (2nd round)
2014-15	7-3	NCAA (3rd round)

GEORGIA STATE VS. THE BIG 12

Georgia State will face a Big 12 opponent for the first time since 2015 and be looking for its first regular season win over the league in program history.

The Panthers are 1-9 all-time against current members of the Big 12 with the one win coming over Baylor in the 2015 NCAA Tournament.

Here is a list of Big 12 teams and how GSU has fared:

	Record	Last Meeting/Result
Baylor	1-0	3/19/15 (W, 57-56, NCAA)
Iowa State	0-1	11/17/14 (L, 58-81)
Kansas State	0-2	12/29/99 (L, 61-74)
Oklahoma	0-3	12/21/02 (L, 62-89)
TCU	0-2	12/22/79 (L, 76-88)
Texas Tech	0-1	12/29/04 (L, 56-98)

WHAT A NOVEMBER!

Georgia State won five games in November, tying a school record for the most wins in the month. Only in November 2017 and November 2014 have the Panthers won five games in November. Both of those seasons ended with appearances in the NCAA Tournament.

PRESEASON PLAYER OF THE YEAR

Junior D'Marcus Simonds was named the Sun Belt Preseason Player of the Year after earning the league's top award to finish the 2017-18 season. In the last five years, Georgia State has earned the league's top postseason award three times as Simonds joined R.J. Hunter (2013-14 and 2014-15) as the only Panthers to garner the recognition.

#WE-RUN-THIS-STATE

If it wasn't enough that Georgia State has more wins (117) than any other NCAA Division I program in the state of Georgia since the start of the 2013-14 (see page 4 for details), the Panthers now have also beaten everyone in the state since that time.

Georgia State dominated Georgia 91-67 to earn third place in the Cayman Islands Classic earlier this season. The Panthers also have wins over Mercer and Kennesaw State (scrimmage) this season. Last year, the Panthers knocked off Georgia Tech in an exhibition game for hurricane relief.

Head coach Ron Hunter is now 19-6 against teams from the state of Georgia since taking over the Panthers for the 2011-12 season.

FROM WAY DOWNTOWN

Senior Devin Mitchell earned All-Sun Belt Preseason Second Team honors a year after earning All-Sun Belt Third Team honors. Mitchell finished last season with 98 3-pointers, second-most in school history and just two shy of R.J. Hunter's school record 100 treys. After missing the first seven games of the season due to injury, Mitchell has returned knocking down five 3-pointers against UTC.

MAJOR PRESEASON RECOGNITION

After earning Sun Belt Player of the Year and All-Sun Belt First Team honors last year, junior D'Marcus Simonds has picked up major honors throughout this preseason.

- 2018-19 Lute Olson National Player of the Year Watch List
(for the second year in a row)
- Only Sun Belt player to make the list
- 2018-19 Lou Henson National Mid-Major Player of the Year Watch List
(for the second year in a row)
- 2018 Sun Belt Preseason Player of the Year
- 2018 All-Sun Belt Preseason First Team

PLAYER OF THE WEEK

Junior D'Marcus Simonds continued to garner attention after just the first week of the season earning Sun Belt Player of the Week honors on Nov. 13.

In the first two games, Simonds averaged 25.5 points in a win over ETSU and tough loss at Montana. It marked the fourth time in his career that Simonds has won the weekly award.

SCORING SENSATION

After scoring 24 points against Chattanooga, junior D'Marcus Simonds is in sixth-place on Georgia State's career scoring list with 1,350 points. He enters tonight just 25 points shy of Chavelo Holmes for No. 5 on the list. He needs 469 more points this season to break R.J. Hunter's school record of 1,819 career points. (For a full list, see page 5).

TONIGHT'S OPPONENT

Georgia State and Kansas State will meet for just the third time on Saturday. The previous two meetings came as a part of a home-and-home series under legendary coach Charles "Lefty" Driesell.

Kansas State	0-2
11/29/98.....	A L 71-78
12/29/99.....	H L 61-74

HOME SWEET HOME

When coach Ron Hunter took over the Panthers, one of the first things he proclaimed was that the GSU Sports Arena would become one of the toughest places in the country. So far, he has been correct. The Panthers are 71-17 in the comfy confines of the Sports Arena since his arrival.

The Panthers have gone 61-10 at home the last five-plus seasons. During that span, Georgia State put together an 18-game winning streak which ranks second-longest in school history.

HALL OF FAME WORTHY

Head coach Ron Hunter was inducted into the Miami University Cradle of Coaches in October. Hunter starred for the program in the early 80's leading them to three NCAA tournaments in four years.

It was announced on Nov. 29, that he will be inducted into the IUPUI Hall of Fame Class of 2019 on Feb. 2, 2019 in Indianapolis. He led the Jaguars for 17 years and is still their all-time winningest coach.



HEAD OF THE CLASS

Ron Hunter became the all-time winningest coach at Georgia State in 2016-17 and now has 154 victories in seven-plus seasons. He has shattered every wins mark in school history with the exception of the single-season record of 29 wins held by Charles "Lefty" Driesell.

Hunter surpassed Bob Reinhart for the record on Dec. 10, 2016. Ironically, Reinhart, now a scout for the Miami Heat, was in the building when Hunter tied the record.

ELITE GROUP

When head coach Ron Hunter won his 108th game at GSU in 2016, he joined an elite group of coaches who are considered the all-time wins leader at multiple schools. Hunter coached IUPUI for 17 years and is still the all-time wins leader for the Jaguars. The list of coaches who lead at multiple schools includes:

Ronnie Arrow - Texas A&M-CC and South Alabama
 Jim Calhoun - Northeastern and Connecticut
 Leonard Hamilton - Miami (Fla.) and Florida State
 Lou Henson - New Mexico State and Illinois
 Ron Hunter - IUPUI and Georgia State
 Gregg Marshall - Winthrop and Wichita State
 Johnny Orr - Michigan and Iowa State

ON TO THE PROS

Under head coach Ron Hunter, the number of former Georgia State players to go on to play professionally has greatly increased.

Three years ago, R.J. Hunter was selected with the 28th pick in the first round of the NBA Draft by the Boston Celtics. He is currently with the Atlanta Hawks G-League affiliate along with Jeremy Hollowell.

Also from three years ago, Ryan Harrow went to play overseas in Greece and is now in Italy. Curtis Washington has already played professionally in Hong Kong before going to Argentina and seeing action in the NBDL. Kevin Ware has gone on to play in Finland.

From last year's squad, both Isaiah Williams and Jordan Session are enjoying success overseas.

SEEN WORLDWIDE

For the fourth-straight year, all Georgia State home games will air live on the ESPN family of networks which this season includes ESPN+. With the program's rise, nearly every game will be seen worldwide this year. Of the Panthers 31 scheduled games, 29 are currently scheduled to air live.

Among the highlights will be the game at Alabama (SEC Network+) and at Louisiana (ESPN2). The Cayman Islands Classic aired on Stadium, while the road game at Kansas State will be on Fox Sports KC.

GOING BAREFOOT

Coach Ron Hunter will once again coach a game barefoot in support of Samaritan's Feet this season. This year it come on Jan. 24 against Texas State.

The Panthers are 7-0 when Hunter has gone without socks and shoes to raise awareness for the 300 million children around the world without shoes. This marked the 12th straight year Hunter has gone barefoot for a game dating back to his days at IUPUI.

As part of his work with Samaritan's Feet, Georgia State has traveled to South Africa (2012), Costa Rica (2014), Dominican Republic (2016) and Spain (2018) to take part in shoe distributions with the organization.

WHAT'S IN A COLOR

Georgia State has three different color jerseys this year, including a new gray alternate jersey color. Last year the Panthers were 15-3 wearing white, 9-6 in black and 0-2 in blue.

Color.....Record Last worn

White..... 5-0 W, vs. Chattanooga

Grey..... 1-1 W, at Alabama

Blue..... 1-2 L, at Liberty

BEST OF THE PEACH STATE

Since the start of the 2013-14 season, Georgia State has been the best program in the state of Georgia. A total of seven Division I programs reside in the Peach State. Just check out the records, the numbers do not lie. (Thru Dec. 12)

18-19	..17-18..	16-17..	15-16 ..	14-15...	13-14..	Total
GSU	7-3	24	20	16	25	25 ..	117-58
UGA	5-3	18	19	20	21	20 ..	103-72
Mercer	4-6	19	15	19	19	27 ..	103-78
GS	6-3	21	18	14	22	15	93-74
GT	5-3	13	21	21	12	16	88-89
SSU	3-8	15	13	16	9	13	69-98
KSU	1-8	10	14	11	10	6	52-113

724 AND COUNTING

Georgia State has made at least one 3-point field goal in 724 straight games, dating back to the 1994-95 season. The last team to hold the Panthers without a trey was Stetson on Feb. 18, 1995. The steak is currently the 22nd-longest in the country.

NEXT UP

Georgia State will return home for its last two non-conference games of the season beginning with UNC Wilmington on Wednesday at 7 p.m. in the GSU Sports Arena.

SINGLE GAME TOP MARKS

Georgia State has already had several top single game marks this season, including seniors Jeff Thomas and Malik Benlevi each knocking down eight 3-pointers in a game. The Panthers also went 15-of-35 from 3-point range against Mercer.

MOST 3-POINT FIELD GOALS

12	R.J. Hunter at UTSA (19 att.).....	12-22-13
10	Devin Mitchell at Little Rock (13 att.).....	2-3-18
10	R.J. Hunter vs. Old Dominion (15).....	2-2-13
9	Thomas Terrell at Jacksonville (12).....	1-08-01
9	Anton Reese at Kansas State (18).....	11-29-98
9	Kevin Morris vs. VCU (11).....	12-22-98
8	Jeff Thomas vs. Mercer (13).....	11-13-18
8	Malik Benlevi vs. Creighton (11).....	11-21-18
8	Thomas Terrell vs. Florida Atlantic (10).....	2-8-02
8	Thomas Terrell at Troy (15).....	2-16-02

3-PT FIELD GOALS MADE

21	vs. West Florida, 12-31-03 (t14th NCAA)
19	at UTSA, 12-22-14
17	vs. UL Monroe, 2-10-18
16	at UMass, 12-20-17
16	vs. Old Dominion, 2-2-13
16	vs. Troy, 3-3-01
16	at Troy, 1-13-05
15	vs. Mercer, 11-13-18

3-PT FG ATTEMPTED

41	vs. Troy, 1-26-05 (made 14)
40	vs. Troy, 3-03-01 (made 16)
38	vs. ULM, 2-10-18 (made 17)
38	vs. Troy, 1-29-01 (made 13)
37	at UTA, 2-24-18 (made 15)
36	vs. West Fla., 12-31-03 (made 21)
35	vs. Mercer, 11-13-18 (made 15)
35	vs. Carver, 11-10-17 (made 10)



CAREER RECORD WATCH

POINTS

Player	Years	Pts.
1. R.J. Hunter	2012-15 (3)	1,819
2. Rodney Hamilton	1994-98 (4)	1,515
3. Terrence Brandon	1991-96 (4)	1,479
4. Devonta White	2010-14 (4)	1,393
5. Chavelo Holmes	1981-86 (4)	1,375
6. D'Marcus Simonds	2016- (3+)	1,350
7. James Andrews	1985-89 (3)	1,279
8. Phillip Luckydo	1990-92 (2)	1,254
9. Leonard Mendez	2005-09 (4)	1,238
10. Nate Williams	2001-04 (3)	1,222
11. Zavian Smith	1989-94 (4)	1,214
12. Kevin Morris	1998-01 (3)	1,212
13. Thomas Terrell	2000-02 (2)	1,193
14. Shellord Pinkett	1994-98 (4)	1,176
15. Ryan Harrow	2013-15 (2)	1,134
16. Lamont McIntosh	2000-04 (4)	1,074
17. Jim Jacobs	1965-69 (3)	1,059
18. Trae Goldston	2006-10 (4)	1,041
19. Travis Williams	1992-96 (4)	1,017
20. Chris Collier	1989-91 (2)	1,012
21. Lanard Copeland	1985-89 (4)	977
22. Anton Reese	1998-00 (2)	968
23. Shernard Long	1999-01 (2)	964
24. Jeremy Hollowell	2015-17 (2)	943
25. Manny Atkins	2011-14 (2)	929
26. Jihad Ali	2007-12 (4)	923
NR Jeff Thomas	2015- (3+)	881

FIELD GOALS MADE

Player	Years	FG
1. Chavelo Holmes	1981-86 (4)	588
2. Terrence Brandon	1991-96 (4)	575
3. R.J. Hunter	2012-15 (3)	559
4. Rodney Hamilton	1994-98 (4)	545
5. D'Marcus Simonds	2016- (2+)	499
6. James Andrews	1985-89 (3)	474
7. Devonta White	2010-14 (4)	465
8. Nate Williams	2001-04 (3)	464
9. Zavian Smith	1989-94 (4)	459
10. Leonard Mendez	2005-09 (4)	455

FIELD GOALS ATTEMPTED

Player	Years	FGA
1. R.J. Hunter	2012-15 (3)	1,321
2. Rodney Hamilton	1994-98 (4)	1,319
3. Terrence Brandon	1991-96 (4)	1,223
4. Chavelo Holmes	1981-86 (4)	1,189
5. Devonta White	2010-14 (4)	1,120
6. Shellord Pinkett	1994-98 (4)	1,058
7. D'Marcus Simonds	2016- (2+)	1,041
8. Leonard Mendez	2005-09 (4)	1,024
9. Kevin Morris	1998-01 (3)	996
10. James Andrews	1985-89 (3)	972

3-POINT FIELD GOALS

Player	Years	3FG
1. R.J. Hunter	2012-15 (3)	253
2. Shellord Pinkett	1994-98 (4)	240
3. Trae Goldston	2006-10 (4)	196
4. Thomas Terrell	2000-02 (2)	177
5. Leonard Mendez	2005-09 (4)	167
6. Anton Reese	1998-00 (2)	165
7. Jeff Thomas	2015- (3+)	163
8. Kevin Morris	1998-01 (3)	160
9. Devin Mitchell	2015- (3)	138
10. Kevin Thomas	2003-05 (2)	137

3-POINT FIELD GOAL ATTEMPTS

Player	Years	3FGA
1. R.J. Hunter	2012-15 (3)	715
2. Shellord Pinkett	1994-98 (4)	637
3. Trae Goldston	2006-10 (4)	531
4. Kevin Morris	1998-01 (3)	478
5. Thomas Terrell	2000-02 (2)	431
6. Jeff Thomas	2015- (3+)	430
7. Leonard Mendez	2005-09 (4)	417
8. Anton Reese	1998-00 (2)	412
9. Devonta White	2010-14 (4)	388
10. Kevin Thomas	2003-05 (2)	366

3-POINT FG PERCENTAGE

Minimum 50 3-Pt. FG Made

Player	Years	Pct.
1. Marcus Brown (80-178)	2003-05 (2)	.449
2. Manny Atkins (129-304)	2012-14 (2)	.424
3. Devin Mitchell (138-331)	2015- (3+)	.417
4. Malik Benlevi (132-330)	2015- (3+)	.400
Leonard Mendez (167-417)	2005-09 (4)	.400
Anton Reese (165-412)	1998-00 (2)	.400
7. Thomas Terrell (177-453)	2000-02 (2)	.391
8. James Andrews (72-186)	1987-89 (3)	.387
9. Jeff Thomas (163-430)	2015- (3+)	.379
10. Shellord Pinkett (240-637)	1994-98 (4)	.377

FREE THROWS MADE

Player	Years	FT
1. R.J. Hunter	2012-15 (3)	448
2. Phillip Luckydo	1990-92 (2)	361
3. Rodney Hamilton	1994-98 (4)	352
4. Travis Williams	1992-96 (4)	340
5. Devonta White	2010-14 (4)	336
6. Terrence Brandon	1991-96 (4)	324
7. Nate Williams	2001-04 (3)	293
8. Zavian Smith	1989-94 (4)	292
9. D'Marcus Simonds	2016- (2+)	269
10. Rashad Chase	2005-09 (4)	261

FREE THROWS ATTEMPTED

Player	Years	FTA
1. Terrence Brandon	1991-96 (4)	531
2. R.J. Hunter	2012-15 (3)	525
3. Chris Collier	1989-91 (2)	510
4. Phillip Luckydo	1990-92 (2)	505
5. Zavian Smith	1989-94 (4)	483
6. Travis Williams	1992-96 (4)	451
7. Rashad Chase	2005-09 (4)	435
8. Devonta White	2010-14 (4)	431
9. Rodney Hamilton	1994-98 (4)	420
NR D'Marcus Simonds	2016- (2+)	382

ASSISTS

Player	Years	Ast.
1. Rodney Hamilton	1994-98 (4)	535
2. Kevin Morris	1998-01 (3)	431
3. Devonta White	2010-14 (4)	414
4. Eric Ervin	1982-84 (2)	316
5. Herman Favors	2002-06 (4)	310
Howie Jarvis	1976-79 (3)	310
7. Boyd Copeland	2003-05 (2)	288
8. Lamont McIntosh	2000-04 (4)	281
9. Dewey Haley	1984-86 (2)	279
10. Joe Dukes	2008-10 (2)	257
NR D'Marcus Simonds	2016- (2+)	246

STEALS

Player	Years	Stl.
1. Rodney Hamilton	1994-98 (4)	212
2. Kevin Morris	1998-01 (3)	202
3. R.J. Hunter	2012-15 (3)	191
4. Devonta White	2010-14 (4)	164
5. Zavian Smith	1989-94 (4)	157
6. Shernard Long	1999-01 (2)	144
7. James Fields	2008-12 (4)	139
8. Herman Favors	2002-06 (4)	120
9. Corey Gauff	1989-93 (4)	117
10. Leonard Mendez	2005-09 (4)	116
NR D'Marcus Simonds	2016- (2+)	110

CAREER WINS

Player	Wins
1. Ryann Green	87
2. Jordan Session	85
3. Lamont McIntosh	83
Donnie Davis	83
5. Markus Crider	81
T.J. Shipes	81
7. Isaiah Dennis	80
8. Devonta White	74
Rashaad Richardson	74
NR Malik Benlevi	67
Jeff Thomas	67

GAMES PLAYED

Player	Years	G
1. Markus Crider	2012-16 (4)	129
2. Jordan Session	2014-18 (4)	128
3. Jihad Ali	2007-12 (4)	126
4. James Fields	2008-12 (4)	124
5. Trae Goldston	2006-10 (4)	122
6. Rashad Chase	2005-09 (4)	120
7. Devonta White	2010-14 (4)	119
8. Lamont McIntosh	2000-04 (4)	118
9. Rashaad Richardson	2010-14 (4)	117
James Vincent	2009-13 (4)	117
11. Donnie Davis	1998-02 (4)	115
NR Jeff Thomas	2015- (3+)	108
Malik Benlevi	2015- (3+)	106

CONSECUTIVE WINNING SEASONS

5	2013-14, 2014-15, 2015-16, 2016-17, 2017-18
5	1997-98, 1998-99, 1999-00, 2000-01, 2001-02
2	1990-91, 1991-92



TEAM SUPERLATIVES	ALL GAMES	SUN BELT GAMES
Most Points Scored	95	Chattanooga, 12/12/18
Fewest Points Scored	52	at Liberty, 12/1/18
Most Points Allowed	93	vs. Creighton, 11/20/18
Fewest Points Allowed	60	Mercer, 11/13/18
Most Points Scored - Half	52	at Alabama, 12/4/18 (2nd Half)
Fewest Points Scored - Half	22	Mercer, 11/13/18 (2nd Half)
Most Points Allowed - Half	52	vs. Creighton, 11/20/18 (1st Half) at Alabama, 12/4/18 (1st Half)
Fewest Points Allowed - Half	25	Mercer, 11/13/18 (1st Half)
Margin of Victory	24	vs. Georgia, 11/21/18
Margin of Defeat	26	at Liberty, 12/1/18
Field Goals Made	34	vs. Georgia, 11/21/18
Fewest Field Goals Made	20	at Liberty, 12/1/18
FG Attempts	72	at Montana, 11/9/18
Highest FG%	57.7	Chattanooga, 12/12/18 (30-52)
Lowest FG%	38.6	East Tennessee State, 11/6/18 (22-57)
Lowest FG% Allowed	35.1	East Tennessee State, 11/6/18 (26-74)
3-Pt Field Goals Made	15	Mercer, 11/13/18
3-Pt Field Goal Attempts	35	Mercer, 11/13/18
3-Pt FG% (Minimum 3 made)	56.0	vs. Georgia, 11/21/18 (14-25)
Free Throws Made	25	Chattanooga, 12/12/18
Free Throw Attempts	35	Chattanooga, 12/12/18
Free Throw %	75.0	vs. St. Bonaventure, 11/19/18 at Alabama, 12/4/18
Rebounds	46	at Montana, 11/9/18
Rebound Margin	+3	at Montana, 11/9/18
Assists	19	vs. Georgia, 11/21/18
Steals	13	vs. St. Bonaventure, 11/19/18
Most Turnovers	18	vs. Creighton, 11/20/18
Fewest Turnovers	8	vs. Georgia, 11/21/18
Blocked Shots	10	East Tennessee State, 11/6/18
Most Fouls	31	at Montana, 11/9/18
Fewest Fouls	15	Mercer, 11/13/18; at Tulane, 11-28-18 at Liberty, 12/1/18

INDIVIDUAL SUPERLATIVES	ALL GAMES	SUN BELT GAMES
Most Points Scored	30	D'Marcus Simonds at Montana, 11/9/18 Jeff Thomas vs. Mercer, 11/13/18
Field Goals Made	11	D'Marcus Simonds at Montana, 11/9/18 Jeff Thomas vs. Mercer, 11/13/18 D'Marcus Simonds vs. St. Bonaventure, 11/19/18
FG Attempts	24	D'Marcus Simonds at Montana, 11/9/18 D'Marcus Simonds at Alabama, 12/4/18
FG% (minimum 5 made)	72.7	D'Marcus Simonds vs. Chattanooga, 12/12/18 (8-11)
3-Pt Field Goals Made	8	Jeff Thomas vs. Mercer, 11/13/18 (8-13) Malik Benlevi vs. Georgia, 11/21/18 (8-11)
3-Pt Field Goal Attempts	13	Jeff Thomas vs. Mercer, 11/13/18 (8-13)
Free Throws Made	9	Jeff Thomas vs. East Tennessee State, 11/6/18 Kane Williams vs. Chattanooga, 12/12/18
Free Throw Attempts	12	Kane Williams at Montana, 11/9/18 D'Marcus Simonds vs. Creighton, 11/20/18 Kane Williams vs. Chattanooga, 12/12/18
Rebounds	11	Damon Wilson vs. East Tennessee State, 11/6/18
Assists	8	D'Marcus Simonds vs. Georgia, 11/21/18
Steals	4	Kane Williams vs. St. Bonaventure, 11/19/18 Malik Benlevi at Tulane, 11-28-18
Blocked Shots	4	Jeff Thomas vs. East Tennessee State, 11/6/18 Malik Benlevi at Tulane, 11-28-18



SERIES RESULTS VS. SUN BELT TEAMS

Appalachian State 4-5

H: 3-1 • A: 1-4 • N: 0-0 • SBC: 4-3

12/12/88.....	H	L	84-86
12/2/89.....	A	L	69-110
1/17/15.....	A	L	69-74
2/21/15.....	H	W	87-43
1/21/16.....	A	L	67-76
2/27/16.....	H	W	83-70
1/23/17.....	H	W	83-72
2/11/17.....	A	L	72-77
1/11/18.....	A	W	71-58

Arkansas State 9-3

H: 4-1 • A: 4-2 • N: 1-0 • SBC: 8-2

12/9/95.....	A	W	72-57
12/19/95.....	H	L	67-74
1/16/14.....	H	W	73-72
3/4/14.....	ot.	A	W 79-76
3/15/14 *	N	W	72-45
1/19/15.....	A	W	60-54
1/31/15.....	H	W	74-43
1/29/16.....	ot.	A	L 69-75
2/20/16.....	H	W	69-61
2/27/17.....	A	L	67-78
1/6/18.....	H	W	79-75
2/1/18.....	A	W	77-66

* Conference Tournament

Coastal Carolina 2-3

H: 1-1 • A: 1-2 • N: 0-0 • SBC: 2-1

12/22/07.....	A	L	68-79
12/20/08.....	H	L	52-69
1/21/17.....	H	W	76-56
2/13/17.....	A	L	64-65
1/13/18.....	A	W	72-58

Georgia Southern 20-36

H: 12-10 • A: 6-26 • N: 2-1 • SBC: 6-4

2/19/72.....	A	L	55-103
3/1/72.....	A	L	77-107
2/19/73.....	H	L	62-79
2/24/73.....	OT	A	W 97-96
2/20/74.....	A	L	91-126
3/1/74.....	H	L	71-89
12/7/75.....	H	W	69-59
1/16/75.....	A	L	73-82
12/8/75.....	A	W	83-72
2/14/76.....	H	W	107-88
1/15/77.....	H	L	65-83
2/21/77.....	A	L	75-81
11/30/77.....	H	L	73-75
1/9/78.....	A	L	83-88
11/27/78.....	H	L	68-86
1/20/79.....	A	L	79-81
12/8/79.....	A	L	66-70
2/13/80.....	H	W	96-68
12/6/80.....	H	W	81-69
1/14/81.....	A	L	71-80
1/10/85.....	H	L	61-77
2/7/85.....	A	L	50-77
3/2/85.....	A	L	61-109
1/9/86.....	A	L	77-91
2/6/86.....	H	L	62-66
1/3/87.....	H	L	79-85
2/5/87.....	A	W	73-68
1/7/88.....	A	L	60-80
2/11/88.....	H	L	65-73

3/10/88 *	A	L	55-71
1/5/89.....	A	L	93-100
2/2/89.....	H	L	90-95
1/27/90.....	H	L	66-68
2/22/90.....	A	L	66-78
1/17/91.....	H	W	73-72
2/14/91.....	OT	A	W 90-86
1/11/92.....	H	L	87-88
2/8/92.....	A	L	84-91
3/11/92 *	A	L	82-95
12/12/95.....	H	W	60-58
12/21/96.....	A	W	68-49
12/22/09.....	H	W	85-65
12/22/10.....	OT	A	L 72-74
12/22/11.....	H	W	72-52
12/29/12.....	OT	A	L 64-68
12/20/13.....	H	W	73-61
2/5/15.....	A	L	54-58
3/7/15.....	H	W	72-55
3/15/15 *	N	W	38-36
1/19/16.....	OT	H	W 69-66
2/23/16.....	A	L	52-54
12/31/16.....	A	L	65-88
3/4/17.....	H	W	72-67
1/20/18.....	H	W	83-66
2/16/18.....	A	L	80-85
3/10/18.....	N	W	73-67

* Conference Tournament

Little Rock 7-19

H: 3-8 • A: 3-9 • N: 1-2 • SBC: 6-3

12/8/84 (1).....	N	L	68-76
1/3/85.....	A	L	79-89
1/31/85.....	H	L	64-68
1/23/86.....	H	L	78-82
2/24/86.....	A	L	65-86
3/1/86 *	N	L	82-115
1/19/87.....	OT	A	L 86-89
2/19/87.....	H	L	54-57
1/21/88.....	A	L	86-92
2/25/88.....	H	L	62-71
1/26/89.....	H	L	91-102
2/25/89.....	A	L	79-107
1/20/90.....	A	L	87-110
2/15/90.....	H	L	57-102
1/10/91.....	A	L	67-75
2/7/91.....	H	L	66-81
3/7/91 *	N	W	80-60
1/18/14.....	H	W	99-73
2/6/14.....	A	W	68-57
1/3/15.....	H	W	82-69
2/26/15.....	A	L	83-92
1/30/16.....	A	L	53-63
2/18/16.....	H	L	49-57
2/25/17.....	A	W	71-54
1/4/18.....	H	W	73-64
2/3/18.....	A	W	81-51

1-Champion Holiday Classic, Missoula, Mont.

* Conference Tournament

Louisiana 11-5

H: 6-1 • A: 3-3 • N: 2-1 • SBC: 9-3

11/28/04.....	H	W	85-78
12/20/04.....	A	L	50-67
11/29/05.....	H	W	76-61
1/2/06.....	A	L	70-76
1/23/14.....	A	W	77-70
2/22/14.....	H	W	80-77
3/16/14 *	OT	N	L 81-82
1/8/15.....	A	L	80-84
1/24/15.....	H	W	75-64

3/14/15 *	N	W	83-79
1/16/16.....	H	L	54-87
3/3/16.....	A	W	72-69
1/16/17.....	A	W	101-86
2/4/17.....	H	W	85-82
3/10/17.....	N	W	86-76
2/8/18.....	H	W	106-92

formerly Southwest Louisiana
formerly UL Lafayette

* Conference Tournament

UL Monroe 7-7

H: 4-3 • A: 3-4 • N: 0-0 • SBC: 7-2

2/20/75.....	A	L	79-80
1975-76.....	L	58-71	
1976-77.....	A	L	66-108
1977-78.....	H	L	70-81
1980-81.....	A	L	66-76
1/25/14.....	A	W	66-58
2/20/14.....	H	W	76-50
12/30/14.....	H	W	65-45
3/5/15.....	A	W	58-50
1/14/16.....	H	W	65-51
3/5/16.....	A	L	78-91
1/14/17.....	OT	A	W 73-65
2/6/17.....	H	W	69-55
2/10/18.....	OT	H	L 82-90

formerly Northeast Louisiana

South Alabama 13-15

H: 8-5 • A: 5-9 • N: 0-1 • SBC: 11-13

2/16/76.....	H	L	77-78
2/26/76.....	A	W	78-71
3/5/77 *	OT	A	W 82-81
1/30/78.....	A	L	58-71
2/4/78.....	H	W	62-60
1/15/79.....	OT	A	L 70-84
1/29/79.....	H	L	71-89
1/7/80.....	H	L	61-70
1/16/80.....	A	L	59-70
1/10/81.....	A	L	54-74
2/10/81.....	H	L	49-82
2/27/81 *	N	L	41-79
1/29/82.....	H	L	58-75
2/10/82.....	A	L	40-70
12/14/02.....	A	L	68-81
12/12/03.....	H	W	88-56
11/26/09 (1).....	A	L	66-70
11/21/12 (2).....	H	W	75-73
1/4/14.....	A	W	73-63
2/3/14.....	H	W	85-65
2/7/15.....	A	W	65-54
2/19/15.....	H	W	79-51
1/9/16.....	H	W	70-55
2/11/16.....	OT	A	L 78-79
1/7/17.....	H	W	78-77
1/30/17.....	A	W	83-80
12/29/17.....	A	L	64-86
3/3/18.....	H	W	90-75

1-South Alabama Thanksgiving Classic
(Mitchell Center, Mobile Ala.)

2-Coaches vs. Cancer Classic

* Conference Tournament

UT Arlington 6-7

H: 3-3 • A: 2-3 • N: 1-1 • SBC: 6-4

12/22/84.....	N	L	79-85
12/15/90.....	H	L	104-113
12/7/91.....	A	L	85-110
2/1/14.....	OT	H	W 101-91
2/27/14.....	A	W	77-49
1/15/15.....	H	W	83-62
1/29/15.....	A	W	88-74
12/30/15.....	A	L	70-85
2/6/16.....	H	L	69-90
2/18/17.....	H	L	67-68
1/25/18.....	H	W	81-75
2/24/18.....	A	L	81-89
3/11/18.....	N	W	74-61

Texas State 8-4

H: 4-2 • A: 4-1 • N: 0-1 • SBC: 8-2

12/16/92.....	A	L	62-73
12/15/93.....	H	L	73-79
2/17/14.....	H	W	68-41
3/1/14.....	A	W	66-55
1/15/15.....	2OT	H	L 74-77
2/14/15.....	A	W	53-41
1/2/16.....	A	W	58-46
2/4/16.....	H	W	59-56
3/10/16 *	N	L	61-63
2/20/17.....	H	W	67-51
1/27/18.....	H	W	54-50
2/22/18.....	A	W	77-50

formerly Southwest Texas State

* Conference Tournament

Troy 19-16

H: 11-4 • A: 7-9 • N: 1-3 • SBC: 6-6

12/14/96.....	A	L	79-90
12/30/96.....	H	W	71-56
1/15/98.....	A	W	74-58
2/14/98.....	H	W	95-79
1/16/99.....	A	W	90-81
1/20/00.....	A	W	83-77
1/29/00.....	H	L	58-72
1/20/01.....	A	L	67-74
1/29/01.....	H	W	79-75
3/3/01 *	H	W	79-55
1/2/02.....	H	W	84-67
2/16/02.....	A	W	102-88
2/6/03.....	A	L	81-99
3/7/03 *	N	L	61-71
1/13/04.....	H	W	84-83
2/6/04.....	A	L	69-85
3/5/04 *	N	L	62-63
1/13/05.....	A	W	96-89
1/26/05.....	H	L	73-84
11/24/07.....	H	W	97-92
11/25/08.....	A	L	63-68
11/19/10.....	H	W	80-70
12/15/12.....	A	L	56-57
1/2/14.....	H	W	81-72
2/15/14.....	A	L	81-85
1/10/15.....	H	W	77-72
2/28/15.....	A	W	75-64
1/7/16.....	H	W	72-68
2/13/16.....	A	L	53-54
1/9/17.....	H	L	77-80
1/28/17.....	A	W	78-72
3/11/17.....	N	L	63-74
12/31/17.....	A	L	66-68
3/1/18.....	H	L	70-83
3/9/18.....	N	W	73-51

* Conference Tournament



HEAD COACH RON HUNTER

In seven seasons, Ron Hunter has changed the national perception of Georgia State; winning 147 games and advancing to the postseason five times. He is now responsible for five of the eight most successful seasons in program history.

His stint at GSU was highlighted in 2014-15 by winning 25 games for a second year in a row and advancing to the third round of the NCAA tournament following the shocking upset of No. 3-seed Baylor. He returned the Panthers to the Big Dance in 2017-18 for the second time in four years after winning the Sun Belt Conference tournament for a second time.

The 147 wins are the most in any seven-year stretch in program history. He became one of just seven coaches to be the all-time wins leader at multiple NCAA Division I schools in 2016-17.

With the team's success in 2013-14 and 2014-15, Georgia State entered elite status by winning 25 or more games in each of those two years, an accomplishment only reached by 20 programs in the entire country.

Hunter is also responsible for more than half of the school's post-season appearances.

Last year was highlighted by tying for the most non-conference wins in school history and another 20-plus win season that included a 10-game winning streak. The Panthers set records for 3-pointers made and 3-point field goal percentage.

Last season, Georgia State also had its fifth-straight winning season that included a fourth top-two finish in the Sun Belt in five years.

After winning the Sun Belt regular season title for the second straight season in 2014-15, the Panthers claimed the tournament title, just the third for the program to advance to the NCAA tournament. In the postgame celebration, Hunter tore his Achilles, a clip that went viral across the nation.

Coaching in the NCAA tournament from a stool, the Panthers trailed by 12 with 2:53 to play, before mounting a furious 13-0 run, capped by a 30-foot 3-pointer from son R.J. that sent Hunter off his stool and became one of the most watched clips of the tournament and a part of 'One Shining Moment.'

Although successful in his first two seasons at the helm, the Panthers started to pile up the wins during the 2013-14 season. Winning 25 games, second most in school history, Georgia State earned a Sun Belt regular season championship and an appearance in the Postseason NIT. During the season, the Panthers won a school-record 14-straight games, including a stretch of 22 of 23, as Hunter was named Sun Belt Coach of the Year and NABC Region 24 Coach of the Year.

During his first season (2011-12), Georgia State won 22 games, the fourth most in school history, advancing to the second round of the CollegeInsider.com Postseason Tournament.

Hunter has won 418 games in 24 seasons, but the accomplishments made by the 2011-12 team will always be special for him. After being named head coach on March 21, 2011, he built a squad that finished in the top 20 in the nation in scoring defense, defensive shooting percentage, steals and blocked shots, as six seniors finished their careers triumphantly.

Following the record-setting season, Hunter was named Atlanta Tip-off Club Georgia Coach of the Year, while his players earned a record number of conference and national awards.

National notoriety is nothing new for Hunter. While at IUPUI, he was lauded for his humanitarian efforts, partnering with Samaritan's Feet, an organization that collects shoes for underprivileged children around the world.

Named Summit League Coach of the Year in 2003 and 2006, Hunter led IUPUI to the conference championship game five times from 2002-10, including the 2003 title game victory over top-seeded Valparaiso.

Hunter, 52, earned his bachelor's degree in education at Miami (Ohio) in 1986 and added a master's in 1987. Hunter and his wife, Amy, have two children, Jasmine (26) and R.J. (24). R.J. was a stand-out for the Panthers and was selected by the Boston Celtics with the 28th pick in the first round of the NBA Draft in 2015. He is currently with the Atlanta Hawks organization playing for their G-League affiliate.



RON HUNTER LEDGER

Season	Position, School, Honors/Postseason	Record
Head Coach, Career (25th season)		428-307
Head Coach, Georgia State (8th season)		154-88
2018-19	Head Coach, Georgia State	7-3
2017-18	Head Coach, Georgia State (NCAA) I. Cincinnati	24-11
2016-17	Head Coach, Georgia State (CIT; I. Texas A&M-CC)	20-13
2015-16	Head Coach, Georgia State	16-14
2014-15	Head Coach, Georgia State (NCAA; d. Baylor, I. Xavier)	25-10
2013-14	Head Coach, Georgia State (NIT; I. Clemson)	25-9
2012-13	Head Coach, Georgia State	15-16
2011-12	Head Coach, Georgia State (CIT; d. Tenn. Tech, I. Mercer)	22-12
Head Coach, IUPUI (17 seasons)		274-219
2010-11	Head Coach, IUPUI	19-14
2009-10	Head Coach, IUPUI (CBI Tournament; d. Hofstra, I. Princeton)	25-11
2008-09	Head Coach, IUPUI	16-14
2007-08	Head Coach, IUPUI	26-7
2006-07	Head Coach, IUPUI	15-15
2005-06	Head Coach, IUPUI	19-10
2004-05	Head Coach, IUPUI	16-13
2003-04	Head Coach, IUPUI	3-11*
2002-03	Head Coach, IUPUI (NCAA; I. Kentucky)	20-14
2001-02	Head Coach, IUPUI	15-15
2000-01	Head Coach, IUPUI	11-18
1999-00	Head Coach, IUPUI	7-21
1998-99	Head Coach, IUPUI (Joined Division I)	11-16
1997-98	Head Coach, IUPUI	17-9
1996-97	Head Coach, IUPUI	16-11
1995-96	Head Coach, IUPUI	22-7
1994-95	Head Coach, IUPUI	16-13
Assistant Coach, Miami (Ohio) (1 season)		19-10
1993-94	Assistant Coach, Miami (Ohio)	19-10
Assistant Coach, UW-Milwaukee (6 seasons)		111-59
1992-93	Assistant Coach, UW-Milwaukee	16-12
1991-92	Assistant Coach, UW-Milwaukee	24-7
1990-91	Assistant Coach, UW-Milwaukee	10-18
1989-90	Assistant Coach, UW-Milwaukee	18-10
1988-89	Assistant Coach, UW-Milwaukee	20-8
1987-88	Assistant Coach, UW-Milwaukee	16-12
Player, Miami (Ohio) (4 seasons)		81-39
1985-86	Player, Miami (Ohio) MAC Champion, NCAA (I. Iowa State)	24-7
1984-85	Player, Miami (Ohio) NCAA (I. Maryland)	20-11
1983-84	Player, Miami (Ohio) MAC Champion, NCAA (I. SMU)	24-6
1982-83	Player, Miami (Ohio)	13-15

* 18 wins vacated

BY THE NUMBERS - NCAA AND SUN BELT LEADERS (THRU DEC. 9)

GEORGIA STATE AMONG SUN BELT LEADERS

SCORING

D'Marcus Simonds	22.0	1st
Malik Benlevi.....	12.7	16th

REBOUNDING

Malik Benlevi.....	5.9	15th
--------------------	-----	------

FIELD GOAL PERCENTAGE

D'Marcus Simonds	45.6	11th
------------------------	------	------

ASSISTS

D'Marcus Simonds	3.5	6th
Kane Williams	3.4	7th

FREE THROW PERCENTAGE

D'Marcus Simonds	69.8	15th
------------------------	------	------

STEALS

Malik Benlevi.....	1.8	3rd
Kane Williams	1.7	4th
Damon Wilson.....	1.4	t9th
D'Marcus Simonds	1.4	t9th

3-POINT FG MADE

Malik Benlevi.....	2.4	4th
D'Marcus Simonds	2.2	t6th
Jeff Thomas.....	1.9	t10th

BLOCKED SHOTS

Malik Benlevi.....	1.3	3rd
D'Marcus Simonds	1.1	t7th
Jeff Thomas.....	1.0	9th

ASSIST/TURNOVER RATIO

Kane Williams	2.4	3rd
D'Marcus Simonds	0.8	13th

DEFENSIVE REBOUNDS

Malik Benlevi.....	4.2	15th
--------------------	-----	------

MINUTES PLAYED

D'Marcus Simonds	36.0	2nd
Jeff Thomas.....	33.7	t4th
Kane Williams	32.7	8th
Malik Benlevi.....	31.7	11th

TEAM LEADERS (TOP 5)

3-Point FG Percentage	376	4th
Blocked Shots	4.9	2nd
Steals	8.0	2nd
Turnover Margin	+2.9	2nd
Assist/Turnover Ratio	1.0	5th
3-Point FG Made.....	8.6	4th

GEORGIA STATE AMONG NCAA LEADERS

TEAM LEADERS (TOP 100)

Won-Lost Percentage.....	70.0	92nd
Three-Point FG Percentage	37.6	68th
Blocked Shots Per Game	4.9	45th
Steals Per Game.....	8.0	59th
Turnovers Per Game	11.8	55th
Turnover Margin	2.9	65th
Total Blocked Shots.....	49	28th
Total 3-point FGM	86	85th
Total Steals.....	80	43rd

POINTS PER GAME

D'Marcus Simonds	22.0	23rd
------------------------	------	------

3-PT FG PER GAME

Malik Benlevi.....	2.4	171st
D'Marcus Simonds	2.2	246th

ASSISTS PER GAME

D'Marcus Simonds	3.5	245th
------------------------	-----	-------

BLOCKED SHOTS PER GAME

Malik Benlevi.....	1.3	147th
D'Marcus Simonds	1.1	230th
Jeff Thomas.....	1.0	244th

STEALS PER GAME

Malik Benlevi.....	1.8	124th
Kane Williams	1.62	162nd

TOTAL POINTS

D'Marcus Simonds	220	21st
------------------------	-----	------

ASSIST TURNOVER RATIO

Kane Williams	2.43	87th
---------------------	------	------

DOUBLE DOUBLES

Malik Benlevi.....	1	232nd
--------------------	---	-------

TOTAL ASSISTS

D'Marcus Simonds	35	205th
Kane Williams	34	224th

TOTAL BLOCKED SHOTS

Malik Benlevi.....	12	130th
D'Marcus Simonds	11	176th
Jeff Thomas.....	10	218th

TOTAL FIELD GOALS MADE

D'Marcus Simonds	77	26th
------------------------	----	------

TOTAL MINUTES

D'Marcus Simonds	360	65th
Jeff Thomas.....	337	128th
Kane Williams	327	176th
Malik Benlevi.....	317	229th

MINUTES PER GAME

D'Marcus Simonds	36.0	40th
Jeff Thomas.....	33.7	124th
Kane Williams	32.7	204th

TOTAL 3-PT FG ATTEMPTS

D'Marcus Simonds	64	122nd
Jeff Thomas.....	58	187th
Malik Benlevi.....	56	224th

TOTAL 3-PT FG MADE

Malik Benlevi.....	24	144th
D'Marcus Simonds	22	202nd

TOTAL STEALS

Malik Benlevi.....	18	83rd
Kane Williams	17	106th
D'Marcus Simonds	14	229th
Damon Wilson.....	14	2229th

TOTAL FIELD GOAL ATTEMPTS

D'Marcus Simonds	169	13th
------------------------	-----	------

FREE THROWS MADE

D'Marcus Simonds	44	76th
Kane Williams	34	197th

FREE THROW ATTEMPTS

D'Marcus Simonds	63	55th
Kane Williams	53	126th

LED GEORGIA STATE IN . . .

SCORING

D'Marcus Simonds - 7 games
 Malik Benlevi - 2 games
 Jeff Thomas - 1 game

REBOUNDING

Malik Benlevi - 4 games
 Nelson Phillips - 2 games
 Damon Wilson - 2 games
 D'Marcus Simonds - 2 games
 Josh Linder - 1 game
 Jeff Thomas - 1 game

ASSISTS

Kane Williams - 4 games
 D'Marcus Simonds - 4 games
 Jeff Thomas - 3 games

**Note game totals may not equal total number of games played due to ties*



SEASON HIGHS

MALIK BENLEVI

Points: 25 at Tulane, 11-28-18
Rebounds: 10 vs. East Tennessee State, 11/6/18
Assists: 2 vs. Mercer, 11/13/18
Steals: 4 at Tulane, 11-28-18

MATT CHISM

Points:
Rebounds: 1 vs. Creighton, 11/20/18
Assists:

CHRIS CLERKLEY

Points: 2 at Montana, 11/9/18; vs. Creighton, 11/20/18
Rebounds: 4 vs. Creighton, 11/20/18
Blocks: 2 vs. East Tennessee State, 11/6/18
at Montana, 11/9/18

KAVONTE IVERY

Points: 2 vs. Creighton, 11/20/18
Rebounds: 2 at Montana, 11/9/18
Assists:

JOSH LINDER

Points: 6 vs. Creighton, 11/20/18
Rebounds: 6 vs. Creighton, 11/20/18
Steals: 1 at Montana, 11/9/18; vs. Mercer, 11/13/18
vs. Creighton, 11/20/18
Blocks:

DEVIN MITCHELL

Points: 17 vs. Chattanooga, 12/12/18
Rebounds: 4 vs. Chattanooga, 12/12/18
Assists: 4 vs. Chattanooga, 12/12/18

NELSON PHILLIPS

Points: 12 vs. St. Bonaventure, 11/19/18
Rebounds: 9 vs. St. Bonaventure, 11/19/18
Assists: 2 vs. St. Bonaventure, 11/19/18

D'MARCUS SIMONDS

Points: 30 at Montana, 11/9/18
Rebounds: 7 vs. St. Bonaventure, 11/19/18
Assists: 8 vs. Georgia, 11/21/18
Steals: 3 at Liberty, 12/1/18

JEFF THOMAS

Points: 30 vs. Mercer, 11/13/18
Rebounds: 7 vs. St. Bonaventure, 11/19/18
at Tulane, 11-28-18; at Alabama, 12/4/18
Assists: 5 vs. Mercer, 11/13/18

JORDAN TYSON

Points: 8 vs. Chattanooga, 12/12/18
Rebounds: 5 vs. Mercer, 11/13/18
Blocks: 1 vs. Creighton, 11/20/18; vs. Georgia, 11/21/18
at Tulane, 11-28-18; at Liberty, 12/1/18
vs. Chattanooga, 12/12/18

JAMES WALL

Points:
Rebounds:
Blocks:

KANE WILLIAMS

Points: 20 vs. Creighton, 11/20/18
Rebounds: 6 at Montana, 11/9/18
Assists: 7 vs. Georgia, 11/21/18

GAME-BY-GAME STARTING LINEUPS

Georgia College (exh.)	Phillips	Wilson	Tyson	Thomas	Benlevi
East Tennessee State.....	Simonds	Wilson	Williams	Thomas	Benlevi
at Montana.....	Simonds	Wilson	Williams	Thomas	Benlevi
Mercer	Simonds	Wilson	Williams	Thomas	Benlevi
vs. St. Bonaventure	Simonds	Williams	Thomas	Benlevi	Tyson
vs. Creighton	Simonds	Williams	Thomas	Benlevi	Tyson
vs. Georgia	Simonds	Wilson	Williams	Thomas	Benlevi
at Tulane.....	Simonds	Wilson	Williams	Thomas	Benlevi
at Liberty	Simonds	Wilson	Williams	Thomas	Benlevi
at Alabama	Simonds	Wilson	Williams	Thomas	Benlevi
Chattanooga	Simonds	Wilson	Williams	Thomas	Benlevi
at Kansas State					
UNC Wilmington					
Middle Georgia State.....					
at UT Arlington					
at Texas State					
Louisiana.....					
UL Monroe.....					
at South Alabama					
at Troy					
Texas State.....					
UT Arlington.....					
Georgia Southern.....					
at UL Monroe					
at Louisiana					
Troy					
South Alabama					
at Appalachian State.....					
at Coastal Carolina					
Arkansas State.....					
Little Rock					
at Georgia Southern					

USA Today Coaches Poll (Dec. 10)

RK	TEAM	Record	Pts.
1	Kansas (26)	8-0	791
2	Duke (1)	9-1	711
3	Virginia (1)	9-0	710
4	Tennessee	7-1	696
5	Michigan (3)	10-0	694
6	Gonzaga (1)	9-1	693
7	Nevada	10-0	605
8	Auburn	8-1	549
9	Michigan State	8-2	538
10	Florida State	8-1	472
11	Texas Tech	8-0	463
12	North Carolina	7-2	446
13	Virginia Tech	8-1	427
14	Ohio State	8-1	350
15	Buffalo	9-0	306
16	Villanova	8-2	238
17	Mississippi State	8-1	234
18	Kentucky	7-2	226
19	Wisconsin	8-2	206
20	Arizona State	7-1	149
21	Iowa	7-2	112
22	Houston	8-0	102
23	Maryland	8-2	87
24	Kansas State	6-2	82
25	Nebraska	8-2	79

Others receiving votes: Marquette 66, Cincinnati 51, St. John's 48, Furman 47, Purdue 45, Indiana 42, Syracuse 36, Oklahoma 27, TCU 14, UCLA 13, Iowa State 11, NC State 7, North Texas 7, UCF 7, **Creighton 6**, Florida 4, Arizona 2, Texas 1

Bold indicates GSU opponent

College Insider Mid-Major Poll (Dec. 10)

	Record	Points	Conference
1. Gonzaga (28)	9-1	771	West Coast
2. Buffalo (2)	9-0	746	Mid-American
3. Furman (1)	10-0	715	Southern
4. Belmont	7-1	634	Ohio Valley
5. UNC Greensboro	8-2	624	Southern
6. Toledo	9-1	588	Mid-American
7. Wofford	8-3	550	Southern
8. Lipscomb	7-2	533	Atlantic Sun
9. Loyola Marymount	9-1	458	West Coast
10. South Dakota State	8-3	448	Summit
11. Murray State	8-1	441	Ohio Valley
12. Charleston	5-1	383	Colonial
13. UC Irvine	9-2	379	Big West
14. BYU	7-4	367	West Coast
15. Stony Brook	8-2	354	America East
16. Louisiana	6-3	230	Sun Belt
17. San Francisco	8-1	226	West Coast
18. Georgia Southern	6-2	190	Sun Belt
19. Montana	5-3	188	Big Sky
20. Penn	8-2	138	Ivy League
21. Radford	6-3	127	Big South
22. San Diego	8-2	121	West Coast
23. Georgia State	6-3	106	Sun Belt
24. Liberty	7-2	97	Atlantic Sun
25. New Mexico State	7-2	92	Western Athletic

Others receiving votes: Saint Mary's 90, Kent State 88, **Texas State 56**, Southern Illinois 54, Loyola Chicago 50, Vermont 49, Yale 46, Northeastern 24, Ball State 15, Samford 15, Northern Kentucky 13, Howard 11, UIC 10, Bradley 9, Stephen F. Austin 9, Central Michigan 8, Ohio 8, Harvard 3, Seattle 3, Illinois State 2, Abilene Christian 1, Brown 1, Drake 1, ETSU 1, IUPUI 1, NJIT, Northern Colorado 1.

Bold indicates GSU opponent



ALPHABETICAL ROSTER

No.	Name	Pos.	Ht.	Wt.	Yr.	Hometown (High School/Previous School)
	Corey Allen*	G	6-2	215	Jr.	Ypsilanti, Mich. (Ypsilanti HS/Detroit)
	Justin Roberts*	G	5-10	165	So.	Indianapolis, Ind. (Findlay Prep (Nev.)/DePaul)
2	Malik Benlevi	F	6-6	225	Sr.	Savannah, Ga. (Jenkins HS)
35	Matt Chism	G	6-3	185	So.	Dawsonville, Ga. (Dawson Christian Academy)
14	Chris Clerkley	F	6-9	235	Jr.	Perry, Ga. (Perry HS)
0	Kavonte Ivery	F	6-7	230	Fr.	Stockbridge, Ga. (Stockbridge HS)
20	Josh Linder	F	6-9	205	So.	Kathleen, Ga. (Veterans HS)
24	Devin Mitchell	G	6-4	190	Sr.	Lawrenceville, Ga. (Collins Hill HS/Alabama)
10	Nelson Phillips	G	6-4	175	Fr.	Warner Robins, Ga. (Warner Robins HS)
15	D'Marcus Simonds	G	6-3	195	Jr.	Gainesville, Ga. (Gainesville HS)
30	Jeff Thomas	F	6-5	190	Sr.	Norwalk, Ohio (Norwalk HS)
50	Jordan Tyson	F	6-9	215	Sr.	Cincinnati, Ohio (Walnut Hills HS/St. Bonaventure)
21	James Wall	F	6-8	190	Fr.	Canton, Ga. (Creekview HS)
12	Kane Williams	G	6-3	190	So.	Douglasville, Ga. (South Paulding HS)
1	Damon Wilson	G	6-5	200	R-Jr.	Atlanta, Ga. (Pitt/Our Savior New American (N.Y.))

NUMERICAL ROSTER

No.	Name	Pos.	Ht.	Wt.	Yr.	Hometown (High School/Previous School)
0	Kavonte Ivery	F	6-7	230	Fr.	Stockbridge, Ga. (Stockbridge HS)
1	Damon Wilson	G	6-5	200	R-Jr.	Atlanta, Ga. (Pitt/Our Savior New American (N.Y.))
2	Malik Benlevi	F	6-6	225	Sr.	Savannah, Ga. (Jenkins HS)
10	Nelson Phillips	G	6-4	175	Fr.	Warner Robins, Ga. (Warner Robins HS)
12	Kane Williams	G	6-3	190	So.	Douglasville, Ga. (South Paulding HS)
14	Chris Clerkley	F	6-9	235	Jr.	Perry, Ga. (Perry HS)
15	D'Marcus Simonds	G	6-3	195	Jr.	Gainesville, Ga. (Gainesville HS)
20	Josh Linder	F	6-9	205	So.	Kathleen, Ga. (Veterans HS)
21	James Wall	F	6-8	190	Fr.	Canton, Ga. (Creekview HS)
24	Devin Mitchell	G	6-4	190	Sr.	Lawrenceville, Ga. (Collins Hill HS/Alabama)
30	Jeff Thomas	F	6-5	190	Sr.	Norwalk, Ohio (Norwalk HS)
35	Matt Chism	G	6-3	185	So.	Dawsonville, Ga. (Dawson Christian Academy)
50	Jordan Tyson	F	6-9	215	Sr.	Cincinnati, Ohio (Walnut Hills HS/St. Bonaventure)
	Corey Allen*	G	6-2	215	Jr.	Ypsilanti, Mich. (Detroit/Ypsilanti HS)
	Justin Roberts*	G	5-10	165	So.	Indianapolis, Ind. (Findlay Prep (Nev.)/DePaul)

* redshirting 2018-19 season

COACHING STAFF

Head Coach: Ron Hunter (Miami (Ohio), 1986), 8th Year at GSU
Associate Head Coach: Ray McCallum (Ball State, 1983), 3rd Year at GSU
Assistant Coach: Claude Pardue (Emory, 2008), 8th Year at GSU
Assistant Coach: Travis Williams (Georgia State, 1995), 1st Year at GSU
Director of BB Operations: Nate Summers (IUPUI, 2009), 8th Year at GSU
Athletic Trainer: Dinika Johnson (Georgia State, 2009)
Strength & Conditioning Coach: Nate Majnaric
Video Manager: Sean Mock

PRONUNCIATION

Chris Clerkley CLERK-lee
 Malik Benlevi MA-leak Ben-levy
 Kavonte Ivery Ca-Von-tay
 D'Marcus Simonds Duh-Marcus Simons



COREY ALLEN
G / 6-2, 215 / Jr.
Ypsilanti, Mich.




MALIK BENLEVI
F / 6-6, 225 / Sr.
Savannah, Ga.

2



MATT CHISM
G / 6-3, 185 / So.
Dawsonville, Ga.

35



CHRIS CLERKLEY
F / 6-9, 235 / Jr.
Perry, Ga.

14



KAVONTE IVERY
F / 6-7, 230 / Fr.
Stockbridge, Ga.

0



JOSH LINDER
F / 6-9, 205 / So.
Kathleen, Ga.

20



DEVIN MITCHELL
G / 6-4, 190 / Sr.
Lawrenceville, Ga.

24



NELSON PHILLIPS
G / 6-4, 175 / Fr.
Warner Robins, Ga.

10



JUSTIN ROBERTS
G / 5-10, 165 / SO.
Indianapolis, Ind.



D'MARCUS SIMONDS
G / 6-3, 195 / Jr.
Gainesville, Ga.

15



JEFF THOMAS
F / 6-5, 190 / Sr.
Norwalk, Ohio

30



JAMES WALL
F / 6-8, 190 / Fr.
Canton, Ga.

21



JAMES WALL
F / 6-9, 220 / Sr.
Cincinnati, Ohio

50



KANE WILLIAMS
G / 6-3, 185 / So.
Douglasville, Ga.

12



DAMON WILSON
G / 6-5, 200 / R-Jr.
Atlanta, Ga.

1



RON HUNTER
Head Coach
8th Year at Georgia State



RAY MCCALLUM
Associate Head Coach
3rd Year at Georgia State



CLAUDE PARDUE
Assistant Coach
8th Year at Georgia State



TRAVIS WILLIAMS
Assistant Coach
1st Year at Georgia State



NATE SUMMERS
Director of Operations
8th Year at Georgia State



D'Marcus Simonds

Jr. / 6-3 / 195 / Guard

Gainesville, Ga./Gainesville HS

15

ATHLETIC HONORS

- 2017-18 Lute Olson National Player of the Year Watch List
- 2017-18 Lou Henson National Mid-Major Preseason Player of the Year Watch List
- 2017-18 Lou Henson National Mid-Major Mid-Season Player of the Year Watch List
- 2018 Sun Belt Player of the Year
- 2018 All-Sun Belt First Team
- 2018 Sun Belt Conference Tournament MVP
- 2017 All-Sun Belt Preseason Second Team
- 2017 Sun Belt Freshman of the Year
- 2017 All-Sun Belt Third Team
- 2016 Cancun Challenge Tournament MVP
- Sun Belt Player of the Week - Jan. 8, 2018 & Jan. 29, 2018 & Nov. 12, 2018
- Sun Belt Player of the Week - Jan. 31, 2017
- College Sports Madness National Mid-Major Player of the Week- Jan. 30, 2017
- College Sports Madness Sun Belt Player of the Week - Dec. 11, 2017 & Dec. 25, 2017
- College Sports Madness Sun Belt Player of the Week - Jan. 8, 2018 & Jan. 29, 2018 & Nov. 12, 2018
- **Season Leader (1st): Points 742 (2017-18)**
- **Season Leader: Field Goals Made: 277 (2017-18)**
- 1,000 Career Points - 58 games (5th quickest)
- Career Triple-Doubles: 1 • Career Double-Doubles: 5

2018-19 HIGHLIGHTS

- Sun Belt Preseason Player of the Year and All-Sun Belt Preseason First Team
- Earned Cayman Islands Classic All-Tournament honors
- Opened season with 21 points, including 4 3-pointers against ETSU.
- Finished with 30 points including 3 3-pointers at Montana.
- Earned Sun Belt Player of the Week honors on Nov. 12 after games against ETSU and Montana.
- Finished with 25 points and 7 rebounds against St. Bonaventure in opener of Cayman Islands Classic.
- Garnered 17 points, 8 rebounds and 6 assists against Georgia in Cayman Islands Classic.
- Scored 18 second-half points to lead GSU from a 21-point halftime deficit to top Alabama.
- Finished with a team-high 24 points on 8-of-11 shooting and 3-of-6 from 3-point range against UTC.

CAREER HIGHS

POINTS: 39

UL Monroe, 2-10-18

FIELD GOALS MADE: 15

UL Monroe, 2-10-18 (15-27)

FIELD GOALS ATTEMPTED: 27 (2X)

most recent: UL Monroe, 2-10-18 (15-27)

3-POINTERS MADE: 6

Point, 12-12-17 (6-9)

3-POINTERS ATTEMPTED: 12

Mercer, 11-13-18 (4-12)

FREE THROWS MADE: 11

Little Rock, 1-4-18 (11-15)

FREE THROWS ATTEMPTED: 15

Little Rock, 1-4-18 (11-15)

REBOUNDS: 12

UL Monroe, 2-10-18

ASSISTS: 10

Carver Bible College, 11-10-17

STEALS: 5 (3X)

most recent: UT Arlington, 1-25-18

BLOCKS: 2 (12X)

most recent: Chattanooga, 12-12-18

MINUTES: 43

Liberty, 12-4-17

GAME-BY-GAME STATISTICS

2018-19	MP	FG	3FG	FT	O-D	Rb	As	TO	Blk	Stl	Pts
Ga. College (exh.)											
ETSU	*39	6-17	4-8	5-8	1-3	4	2	5	2	0	21
at Montana	*34	11-24	3-9	5-7	1-3	4	1	4	2	2	30
Mercer	*38	6-17	4-12	0-0	1-5	6	3	6	0	1	16
vs. St. Bonnie	*38	11-20	2-6	1-2	2-5	7	3	6	2	2	25
vs. Creighton	*31	6-13	1-4	8-12	1-3	4	1	4	1	2	21
vs. Georgia	*35	6-11	0-1	5-9	0-6	6	8	2	0	1	17
at Tulane	*39	7-14	3-7	4-5	1-2	3	5	3	1	1	21
at Liberty	*35	8-18	1-4	5-8	2-1	3	5	6	0	3	22
at Alabama	*36	8-24	1-7	6-6	0-5	5	2	2	1	0	23
UTC	*35	8-11	3-6	5-6	0-6	6	5	5	2	2	24
at Kansas St											
UNCW											
Middle Ga. St.											
at UTA											
at Texas State											
Louisiana											
ULM											
at USA											
at Troy											
Texas State											
UTA											
Ga. Southern											
at ULM											
at Louisiana											
Troy											
USA											
at App State											
at Coastal											
Arkansas State											
Little Rock											
at Ga. Southern											
* Game Started											

CAREER STATISTICS

SBC ONLY	G-GS	Min	Avg	FG- FGA	Pct.	3P-3PA	Pct.	FT- FTA	Pct.	O- D	Reb	Avg	Ast	Blk	Stl	Pts	Avg
2016-17	15-15	464	30.9	90- 161	0.559	13- 29	0.448	47- 67	0.701	18- 48	66	4.4	31	5	21	240	16.0
2017-18	18-18	651	36.2	149- 321	0.464	20- 75	0.267	75- 114	0.658	24- 87	111	6.2	80	12	30	393	21.8
Totals	33-33	1115	33.8	239- 482	0.496	33-104	0.317	122- 181	0.674	42-135	177	5.4	111	17	51	633	19.2
ALL GAMES	G-GS	Min	Avg	FG- FGA	Pct.	3P-3PA	Pct.	FT- FTA	Pct.	O- D	Reb	Avg	Ast	Blk	Stl	Pts	Avg
2016-17	29-22	787	27.1	145- 271	0.535	16- 45	0.356	79- 111	0.712	32- 84	116	4.0	58	8	36	388	13.4
2017-18	35-35	1223	34.9	277- 601	0.461	42-144	0.292	146- 208	0.702	46-155	201	5.7	153	24	60	742	21.2
2018-19	10-10	360	36.0	77- 169	0.456	22- 64	0.344	44- 63	0.698	9- 39	48	4.8	35	11	14	220	22.0
Totals	74-67	2370	32.0	499-1041	0.479	80-253	0.316	269-382	0.704	87-278	317	4.3	246	43	110	1350	18.2



Malik Benlevi
Sr. / 6-6 / 225 / Guard
Savannah, Ga./Jenkins HS

2

ATHLETIC HONORS

- 2017-18 and 2018-19 Team Captain
- Played in 96 games, including 64 starts in his first three seasons.
- Career Double-Doubles: 6 (1 in 2018-19)

2018-19 HIGHLIGHTS

- Garnered double-double with 12 points and 10 rebounds in opener against ETSU
- Finished with a then career-high 24 points going 8-of-11 from 3-point range against Georgia in the 3rd place game of the Cayman Islands Classic. The 8 3-pointers are tied for the seventh-most in a single-game in program history, while the 72.7 3-point shooting percent is the fourth-best mark in a single-game in program history.
- Scored a career-high for the second-straight game finishing with 25 points, knocking down 5 3-pointers at Tulane.
- Knocked down a game-winning 3-pointer as time expired against Alabama to lead GSU from 21 points down at the half. Finished with 16 points and 8 rebounds.

CAREER HIGHS

POINTS: 25

Tulane, 11-28-18

FIELD GOALS MADE: 9

Tulane, 11-28-18

FIELD GOALS ATTEMPTED: 17

Tulane, 11-28-18 (9-17)

3-POINTERS MADE: 8

Georgia, 11-21-18 (8-11)

3-POINTERS ATTEMPTED: 11

Georgia, 11-21-18 (8-11)

Tulane, 11-28-18 (5-11)

FREE THROWS MADE: 6

South Alabama, 1-7-17 (6-6)

FREE THROWS ATTEMPTED: 7

Middle Tennessee, 12-21-16 (4-7)

REBOUNDS: 12

Louisiana, 2-8-18

Georgia Southern, 2-16-18

ASSISTS: 5

Dayton, 12-16-17

STEALS: 5

UT Arlington, 3-12-18 (SBC)

BLOCKS: 4 (4X)

most recent: Tulane, 11-28-18

MINUTES: 41

Liberty, 12-6-17

GAME-BY-GAME STATISTICS

2018-19	MP	FG	3FG	FT	O-D	Rb	As	TO	Blk	Stl	Pts
Ga. College (exh.)	*39	9-16	4-7	4-5	1-3	4	1	2	0	0	26
ETSU	*36	5-1	1-6	1-2	4-6	10	1	1	2	1	12
at Montana	*21	3-9	2-4	0-0	2-5	7	0	1	0	2	8
Mercer	*32	3-8	1-4	0-0	1-4	5	2	1	2	2	7
vs. St. Bonnie	*36	5-10	2-5	1-2	0-2	2	1	1	2	3	13
vs. Creighton	*32	0-5	0-4	0-2	2-4	6	1	0	0	1	0
vs. Georgia	*33	8-13	8-11	0-0	1-6	7	0	2	0	2	24
at Tulane	*36	9-17	5-11	2-2	3-2	5	1	1	4	4	25
at Liberty	*28	3-6	1-3	1-2	1-3	4	0	0	2	1	8
at Alabama	*35	6-9	3-5	1-2	2-6	8	0	1	0	0	16
UTC	*29	5-10	1-3	3-5	1-4	5	1	0	1	2	14
at Kansas St											
UNCW											
Middle Ga. St.											
at UTA											
at Texas State											
Louisiana											
ULM											
at USA											
at Troy											
Texas State											
UTA											
Ga. Southern											
at ULM											
at Louisiana											
Troy											
USA											
at App State											
at Coastal											
Arkansas State											
Little Rock											
at Ga. Southern											

* Game Started

CAREER STATISTICS

CONF. ONLY	G-GS	Min	Avg	FG- FGA	Pct.	3P-3PA	Pct.	FT- FTA	Pct.	O- D	Reb	Avg	Ast	Blk	Stl	Pts	Avg
2015-16	19- 0	147	7.7	12- 42	0.286	0- 15	0.000	8- 14	0.571	7- 11	18	0.9	4	3	4	32	1.7
2016-17	18-16	512	28.4	55- 106	0.519	22- 48	0.458	25- 37	0.676	22- 57	79	4.4	18	19	17	157	8.7
2017-18	18-18	641	35.6	55- 132	0.417	35- 89	0.393	15- 22	0.682	23- 96	119	6.6	35	22	20	160	8.9
Totals	55-34	1300	23.6	122- 280	0.436	57-152	0.375	48- 73	0.658	52-164	216	3.9	57	44	41	349	6.3
ALL GAMES	G-GS	Min	Avg	FG- FGA	Pct.	3P-3PA	Pct.	FT- FTA	Pct.	O- D	Reb	Avg	Ast	Blk	Stl	Pts	Avg
2015-16	28- 2	232	8.3	19- 63	0.302	4- 25	0.160	8- 17	0.471	12- 18	30	1.1	6	3	6	50	1.8
2016-17	33-27	866	26.2	97- 192	0.505	34- 79	0.430	51- 75	0.680	42- 97	139	4.2	32	29	36	279	8.5
2017-18	35-35	1225	35.0	117- 266	0.440	70-170	0.412	31- 44	0.705	51-176	227	6.5	59	31	51	335	9.6
2018-19	10-10	317	31.7	47- 98	0.480	24- 56	0.429	9- 17	0.529	17- 42	59	5.9	7	13	18	127	12.7
Totals	106-74	2640	24.9	280- 619	0.452	132-330	0.400	99-153	0.647	122-333	396	3.7	104	76	111	791	7.5



Jeff Thomas
Sr. / 6-5 / 190 / Guard
Norwalk, Ohio/Norwalk HS

30

ATHLETIC HONORS

- Played in 97 games, including 43 starts in his first three seasons.
- Career Leader (7th): 3-Pointers 162

2018-19 HIGHLIGHTS

- Scored a 26 points on 7-of-14 shooting and 9-of-10 free throws in season opener against ETSU.
- Scored a career-high for the second time in the first three games of the season, finishing with 30 points and a career-best 8 3-pointers against Mercer.
- Just missed a double-double with 9 pts. and 7 rebounds against St. Bonaventure.
- Finished with 14 points and 7 rebounds at Alabama.

CAREER HIGHS

POINTS: 30

Mercer, 11-13-18

FIELD GOALS MADE: 11

Mercer, 11-13-18 (11-17)

FIELD GOALS ATTEMPTED: 17

Mercer, 11-13-18 (11-17)

3-POINTERS MADE: 8

Mercer, 11-13-18 (8-13)

3-POINTERS ATTEMPTED: 13

Mercer, 11-13-18 (8-13)

FREE THROWS MADE: 9

ETSU, 11-6-18 (9-10)

FREE THROWS ATTEMPTED: 10

ETSU, 11-6-18 (9-10)

REBOUNDS: 9

Coastal Carolina, 1-21-17

Ole Miss, 11-17-17

ASSISTS: 6

Coastal Carolina, 1-21-17

STEALS: 3

UT Arlington, 2-24-18

UT Arlington, 3-11-18 (SBC)

BLOCKS: 4

Troy, 3-1-18; ETSU, 11-6-18

MINUTES: 39

Ole Miss, 11-17-17

Liberty, 12-4-17; UT Arlington, 2-24-18

ETSU, 11-6-18

GAME-BY-GAME STATISTICS

2018-19	MP	FG	3FG	FT	O-D	Rb	As	TO	Blk	Stl	Pts
Ga. College (exh.)	*39	8-16	1-7	8-8	1-8	9	5	3	0	2	25
ETSU	*39	7-14	3-7	9-10	1-4	5	3	3	4	1	26
at Montana	*38	1-8	0-3	0-0	1-3	4	1	1	0	2	2
Mercer	*38	11-17	8-13	0-0	0-4	4	5	1	2	0	30
vs. St. Bonnie	*35	3-11	1-5	2-2	1-6	7	1	0	1	2	9
vs. Creighton	*34	2-9	0-4	2-2	0-5	5	2	2	0	0	6
vs. Georgia	*33	4-12	4-9	0-0	1-4	5	1	0	0	0	12
at Tulane	*28	1-9	1-5	0-0	1-6	7	2	1	2	0	3
at Liberty	*31	1-5	0-3	0-0	0-1	1	0	1	0	1	2
at Alabama	*32	5-12	1-5	3-4	2-5	7	1	3	0	1	14
UTC	*29	2-6	1-4	2-2	0-3	3	1	1	1	0	7
at Kansas St											
UNCW											
Middle Ga. St.											
at UTA											
at Texas State											
Louisiana											
ULM											
at USA											
at Troy											
Texas State											
UTA											
Ga. Southern											
at ULM											
at Louisiana											
Troy											
USA											
at App State											
at Coastal											
Arkansas State											
Little Rock											
at Ga. Southern											

* Game Started

CAREER STATISTICS

SBC ONLY	G-GS	Min	Avg	FG- FGA	Pct.	3P-3PA	Pct.	FT- FTA	Pct.	O- D	Reb	Avg	Ast	Blk	Stl	Pts	Avg
2015-16	20- 5	319	16.0	41- 110	0.373	25- 66	0.379	8- 12	0.667	16- 26	42	2.1	6	4	6	115	5.8
2016-17	18- 2	379	21.1	48- 107	0.449	28- 66	0.424	9- 16	0.563	11- 40	51	2.8	20	16	13	133	7.4
2017-18	18-14	586	32.6	76- 155	0.490	41- 94	0.436	28- 30	0.933	12- 67	79	4.4	23	17	18	221	12.3
Totals	56-21	1284	22.9	165- 372	0.444	94-226	0.416	45- 58	0.776	39-133	172	3.1	49	37	37	469	8.4
ALL GAMES	G-GS	Min	Avg	FG- FGA	Pct.	3P-3PA	Pct.	FT- FTA	Pct.	O- D	Reb	Avg	Ast	Blk	Stl	Pts	Avg
2015-16	30- 9	492	16.4	64- 173	0.370	40-108	0.370	16- 20	0.800	21- 39	60	2.0	12	6	11	184	6.1
2016-17	33- 5	618	18.7	72- 171	0.421	42-106	0.396	26- 35	0.743	19- 62	81	2.5	27	21	19	212	6.4
2017-18	35-30	1111	31.7	135- 286	0.472	62-158	0.392	42- 50	0.840	25-124	149	4.3	41	27	35	374	10.7
2018-19	10-10	337	33.7	37- 103	0.359	19- 58	0.328	18- 20	0.900	7- 41	48	4.8	17	10	7	111	11.1
Totals	108-54	2558	23.7	308- 733	0.420	163-430	0.379	102-125	0.816	72-266	290	2.7	97	64	72	881	8.2



Devin Mitchell

Sr. / 6-4 / 190 / Guard

Lawrenceville, Ga./Alabama/Collins Hill HS

24

ATHLETIC HONORS

- 2018 All-Sun Belt Third Team
- 2018-19 All-Sun Belt Preseason Second Team
- Sun Belt Player of the Week - Feb. 5, 2018
- College Sports Madness Sun Belt Player of the Week - Feb. 5, 2018
- Season Leader (2nd): 3-Pointers - 98 (2017-18)

2018-19 HIGHLIGHTS

- Missed first seven games of the season due to injury.
- Played 25 minutes at Alabama where he played his freshman season, knocking down a 3-pointer.
- Scored 17 points off the bench going 5-of-10 from 3-point range against UTC.

CAREER HIGHS

POINTS: 38

Little Rock, 2-3-18

FIELD GOALS MADE: 12

Little Rock, 2-3-18 (12-16)

FIELD GOALS ATTEMPTED: 19

UT Arlington, 2-24-18 (9-19)

3-PT MADE: 10

Little Rock, 2-3-18 (10-13)

3-PT ATTEMPTED: 13

Little Rock, 2-3-18 (10-13)

FREE THROWS MADE: 5

Troy, 1-9-17 (5-6)

Arkansas State, 1-8-18 (5-6)

FREE THROWS ATTEMPTED: 7

Dayton, 12-16-17 (4-7)

REBOUNDS: 6

Little Rock, 2-3-18

UT Arlington, 2-24-18

ASSISTS: 6

Troy, 3-9-18 (SBC)

STEALS: 4

Arkansas State, 2-1-18

BLOCKS: 1 (9X)

most recent: UT Arlington, 1-25-18

MINUTES: 39

Dayton, 12-16-17

GAME-BY-GAME STATISTICS

2018-19	MP	FG	3FG	FT	O-D	Rb	As	TO	Blk	Stl	Pts
Ga. College (exh.)				DNP-injury							
ETSU				DNP-injury							
at Montana				DNP-injury							
Mercer				DNP-injury							
vs. St. Bonnie				DNP-injury							
vs. Creighton				DNP-injury							
vs. Georgia				DNP-injury							
at Tulane				DNP-injury							
at Liberty	12	0-5	0-5	0-0	0-0	0	0	0	0	0	0
at Alabama	25	1-5	1-2	0-0	0-0	0	2	0	0	0	3
UTC	32	6-11	5-10	0-0	1-3	4	4	0	0	0	17
at Kansas St											
UNCW											
Middle Ga. St.											
at UTA											
at Texas State											
Louisiana											
ULM											
at USA											
at Troy											
Texas State											
UTA											
Ga. Southern											
at ULM											
at Louisiana											
Troy											
USA											
at App State											
at Coastal											
Arkansas State											
Little Rock											
at Ga. Southern											
* Game Started											

CAREER STATISTICS

SBC ONLY	G-GS	Min	Avg	FG- FGA	Pct.	3P-3PA	Pct.	FT- FTA	Pct.	O- D	Reb	Avg	Ast	Blk	Stl	Pts	Avg
2016-17	18- 1	218	12.1	32- 74	0.432	21- 56	0.375	14- 20	0.700	3- 19	22	1.2	13	1	2	99	5.5
2017-18	18-18	522	29.0	80- 174	0.460	56-121	0.463	20- 32	0.625	7- 41	48	2.7	35	3	10	236	13.1
Totals	36-19	740	20.6	112- 248	0.452	77-177	0.435	34- 52	0.654	10- 60	70	1.9	48	4	12	335	9.3
ALL GAMES	G-GS	Min	Avg	FG- FGA	Pct.	3P-3PA	Pct.	FT- FTA	Pct.	O- D	Reb	Avg	Ast	Blk	Stl	Pts	Avg
2014-15 (ALA)	14- 1	76	5.4	3- 23	0.130	2- 17	0.118	1- 2	0.500	0- 3	3	0.2	4	1	3	9	0.6
2016-17	33- 4	391	11.8	52-129	0.403	34- 95	0.358	22- 33	0.667	6- 27	33	1.0	20	3	10	160	4.8
2017-18	35-35	993	28.4	144-323	0.446	98-219	0.447	33- 50	0.660	10- 76	86	2.5	65	6	24	419	12.0
2018-19	3- 0	68	22.7	7- 21	0.333	6- 17	0.353	0- 0	0.000	1- 3	4	1.3	7	0	0	20	6.7
GSU Totals	71-39	1452	20.5	203-473	0.429	138-331	0.417	55- 83	0.663	17-106	123	1.7	92	9	34	599	8.4
Totals	85-40	1528	18.0	206-496	0.415	140-348	0.402	56- 85	0.659	17-109	126	1.5	96	10	37	608	7.2



Damon Wilson

R-Jr. / 6-5 / 200 / Guard

Atlanta, Ga./Pitt/Our Savior New American HS

ATHLETIC HONORS

- Appeared in 59 games at Pitt, making one start

2018-19 HIGHLIGHTS

- Grabbed a career-high 11 rebounds and scored 6 points in first game for GSU against ETSU on opening night.
- Finished with a season-high 17 points in a career-high 36 minutes against Georgia. He opened the second half scoring the first 10 points for GSU.
- Scored 16 points in just 24 minutes at Tulane, going 5-of-8 from the floor.

CAREER HIGHS

POINTS: 20

Central Arkansas, 12-6-15

FIELD GOALS MADE: 7

Central Arkansas, 12-6-15
Georgia, 11-21-18

FIELD GOALS ATTEMPTED: 11

Georgia, 11-21-18

3-POINTERS MADE: 2 (4X)

most recent: Alabama, 12-4-18 (2-2)

3-POINTERS ATTEMPTED: 4 (3X)

most recent: Tulane, 11-28-18 (2-4)

FREE THROWS MADE: 4 (4X)

most recent: Tulane, 11-28-18 (4-6)

FREE THROWS ATTEMPTED: 6 (3X)

most recent: Tulane, 11-28-18 (4-6)

REBOUNDS: 11

ETSU, 11-6-18

ASSISTS: 7

UMES, 1-2-16

STEALS: 3

Liberty, 12-1-18; Alabama, 12-4-18

BLOCKS: 1 (3X)

most recent: Mercer, 11-13-18

MINUTES: 36

Georgia, 11-21-18


GAME-BY-GAME STATISTICS

2018-19	MP	FG	3FG	FT	O-D	Rb	As	TO	Blk	Stl	Pts
Ga. College (exh.)	*36	1-3	1-3	6-9	0-3	3	5	4	0	3	9
ETSU	*35	2-4	1-2	1-2	3-8	11	2	1	0	2	6
at Montana	*26	0-2	0-1	0-0	0-4	4	1	2	0	2	0
Mercer	*33	2-4	1-3	0-2	0-2	2	3	0	1	2	5
vs. St. Bonnie	12	2-3	1-1	0-0	0-3	3	2	2	0	0	5
vs. Creighton	20	1-4	1-2	0-2	0-1	1	1	3	0	0	3
vs. Georgia	*36	7-11	2-4	1-1	0-2	2	3	1	0	2	17
at Tulane	*24	5-8	2-4	4-6	0-4	4	0	0	0	0	16
at Liberty	*30	2-5	0-1	0-0	1-5	6	0	1	0	3	4
at Alabama	*17	2-3	2-2	1-2	0-2	2	0	2	0	3	7
UTC	*9	1-2	0-0	0-0	0-3	3	3	0	0	0	2
at Kansas St											
UNCW											
Middle Ga. St.											
at UTA											
at Texas State											
Louisiana											
ULM											
at USA											
at Troy											
Texas State											
UTA											
Ga. Southern											
at ULM											
at Louisiana											
Troy											
USA											
at App State											
at Coastal											
Arkansas State											
Little Rock											
at Ga. Southern											
* Game Started											

CAREER STATISTICS

ALL GAMES	G-GS	Min	Avg	FG- FGA	Pct.	3P-3PA	Pct.	FT- FTA	Pct.	O- D	Reb	Avg	Ast	Blk	Stl	Pts	Avg
2015-16	30- 0	324	10.8	29- 84	0.345	9- 27	0.333	31- 44	0.705	4- 29	33	1.1	43	2	8	98	3.3
2016-17	29- 1	183	6.3	8- 31	0.258	0- 12	0.000	7- 12	0.583	1- 13	14	0.5	9	1	1	23	0.8
2018-19	10- 8	242	24.2	24- 46	0.522	10- 20	0.500	7- 15	0.467	4- 34	38	3.8	15	1	14	65	6.5
Totals	69- 9	749	10.9	61- 161	0.379	19- 59	0.322	45- 71	0.634	9- 76	47	0.7	67	4	23	186	2.7

*first two seasons at Pitt



Jordan Tyson

Sr. / 6-9 / 215 / Forward

Cincinnati, Ohio/Walnut Hills HS/St. Bonaventure

50

ATHLETIC HONORS

- Appeared in all 35 games in his first season at Georgia State.
- Graduated last May with a degree in journalism

2018-19 HIGHLIGHTS

- Came off the bench to play 12 minutes in opener against ETSU
- Earned first start of the season facing St. Bonaventure in the Cayman Islands Classic. Played first two collegiate seasons for the Bonnies.
- Finished with 6 points on 3-of-3 shooting in 15 minutes off the bench against Georgia in the 3rd place game of the Cayman Islands Classic.
- Knocked down two huge free throws with four minutes to play at Alabama as GSU overcame a 21-point halftime deficit.
- Scored a season-high 8 points going 4-of-6 from the free throw line vs. UTC.

CAREER HIGHS

POINTS: 9

South Alabama, 3-3-18

FIELD GOALS MADE: 4

Carver Bible College, 11-10-17 (4-5)
South Alabama, 3-3-18 (4-6)

FIELD GOALS ATTEMPTED: 6

Duquesne, 2-24-16 (2-6)
South Alabama, 3-3-18 (4-6)

FREE THROWS MADE: 4

Duquesne, 2-24-16 (4-6)
Chattanooga, 12-12-18 (4-6)

FREE THROWS ATTEMPTED: 7

Duquesne, 1-16-16 (2-7)

REBOUNDS: 7

George Washington, 2-13-16
Carver Bible College, 11-10-17

ASSISTS: 2

UT Arlington, 3-11-18 (SBC)

STEALS: 1 (9X)

most recent: Creighton, 11-20-18

BLOCKS: 5

Richmond, 1-31-16

MINUTES: 33

Fordham, 2-10-16

GAME-BY-GAME STATISTICS

2018-19	MP	FG	3FG	FT	O-D	Rb	As	TO	Blk	Stl	Pts
Ga. College (exh.) *24	1-4	0-0	0-0	1-5	6	0	3	0	2	2	
ETSU	12	0-1	0-0	2-2	3-0	3	0	1	0	1	2
at Montana	8	1-1	0-0	0-0	1-2	3	0	1	0	0	2
Mercer	7	0-1	0-0	0-2	1-4	5	0	0	0	0	0
vs. St. Bonnie	*10	1-1	0-0	0-0	0-1	1	0	1	0	0	2
vs. Creighton	*14	2-2	0-0	0-0	1-2	3	1	1	1	1	4
vs. Georgia	15	3-3	0-0	0-0	0-0	0	0	0	1	0	6
at Tulane	20	1-3	0-0	0-0	1-3	4	0	2	1	0	2
at Liberty	15	2-3	0-0	0-0	0-2	2	0	0	1	0	4
at Alabama	11	1-1	0-0	2-3	0-2	2	0	0	0	0	4
UTC	17	2-4	0-0	4-6	1-1	2	0	2	1	1	8
at Kansas St											
UNCW											
Middle Ga. St.											
at UTA											
at Texas State											
Louisiana											
ULM											
at USA											
at Troy											
Texas State											
UTA											
Ga. Southern											
at ULM											
at Louisiana											
Troy											
USA											
at App State											
at Coastal											
Arkansas State											
Little Rock											
at Ga. Southern											

* Game Started

CAREER STATISTICS

CONF. ONLY	G-GS	Min	Avg	FG- FGA	Pct.	3P-3PA	Pct.	FT- FTA	Pct.	O- D	Reb	Avg	Ast	Blk	Stl	Pts	Avg
2017-18	18- 0	168	9.3	14- 27	0.519	0- 0	0.000	5- 9	0.556	9- 22	31	1.7	0	10	1	33	1.8
ALL GAMES	G-GS	Min	Avg	FG- FGA	Pct.	3P-3PA	Pct.	FT- FTA	Pct.	O- D	Reb	Avg	Ast	Blk	Stl	Pts	Avg
2014-15*	1- 0	1	1.0	0- 0	0.000	0- 0	0.000	0- 0	0.000	0- 0	0	0.0	0	0	0	0	0.0
2015-16*	23- 9	364	15.8	20- 47	0.426	0- 0	0.000	13- 27	0.481	22- 52	74	3.2	0	25	3	53	2.3
2017-18	35- 0	252	7.2	30- 56	0.536	0- 0	0.000	9- 21	0.429	21- 47	7	0.2	4	22	4	69	2.0
2018-19	10- 2	129	12.9	13- 20	0.650	0- 0	0.000	8- 13	0.615	8- 17	25	2.5	1	5	3	34	3.4
GSU Totals	45- 2	381	8.5	43- 76	0.566	0- 0	0.000	17- 34	0.500	29- 64	93	2.1	5	27	7	103	2.3
Totals	69-11	746	10.8	63- 123	0.512	0- 0	0.000	30- 61	0.492	51-116	142	2.1	5	52	10	156	2.3

*St. Bonaventure



Kane Williams

So. / 6-3 / 190 / Guard

Douglasville, Ga./South Paulding HS

12

ATHLETIC HONORS

- Appeared in 34 games as a freshman, including an NCAA Tournament appearance.

2018-19 HIGHLIGHTS

- Played 29 minutes in earning an opening night start against ETSU
- Scored 17 points in a 37 minutes with 6 rebounds and 5 assists at Montana
- Filled up the stat line with 6 points, 6 assists and 4 steals against St. Bonaventure in a career-high 38 minutes.
- Scored a career-high 20 points in 34 minutes against Creighton.
- Finished with 14 points on 6-of-9 shooting and 7 assists against Georgia.
- Filled up the box score with 12 points, 5 assists and 4 rebounds at Alabama.
- Scored 17 points going 9-of-12 from the free throw line with 5 rebounds against UTC.

CAREER HIGHS

POINTS: 20

Creighton, 11-20-18

FIELD GOALS MADE: 7

Creighton, 11-20-18 (7-16)

FIELD GOALS ATTEMPTED: 16

Creighton, 11-20-18 (7-16)

3-PT FIELD GOALS MADE: 2

Creighton, 11-20-18 (2-4)

3-PT FIELD GOALS ATTEMPTED: 4

Creighton, 11-20-18 (2-4)

FREE THROWS MADE: 9

Chattanooga, 12-12-18 (9-12)

FREE THROWS ATTEMPTED: 12

Tulane, 11-26-17 (8-12)

Montana, 11-9-18 (6-12)

Chattanooga, 12-12-18 (9-12)

REBOUNDS: 8

South Alabama, 3-3-18

ASSISTS: 7

Tulane, 11-26-17; Georgia, 11-21-18

STEALS: 4

St. Bonaventure, 11-20-18

BLOCKS: 2

St. Bonaventure, 11-20-18

MINUTES: 38

St. Bonaventure, 11-20-18

GAME-BY-GAME STATISTICS

2018-19	MP	FG	3FG	FT	O-D	Rb	As	TO	Blk	Stl	Pts
Ga. College (exh.)				DNP							
ETSU.....	*29	2-8	0-0	3-3	2-1	3	1	2	0	2	7
at Montana.....	*37	5-11	1-1	6-12	4-2	6	5	1	1	1	17
Mercer.....	*27	1-4	1-1	1-2	0-0	0	0	2	0	1	4
vs. St. Bonnie.....	*38	3-6	0-0	0-0	0-3	3	6	1	2	4	6
vs. Creighton.....	*34	7-16	2-4	4-5	1-0	1	1	3	0	1	20
vs. Georgia.....	*29	6-9	0-0	2-4	0-0	0	7	2	1	2	14
at Tulane.....	*36	1-4	0-0	4-7	0-2	2	5	3	0	2	6
at Liberty.....	*29	3-7	0-0	3-5	1-0	1	1	0	0	1	9
at Alabama.....	*33	5-8	0-1	2-3	0-4	4	5	0	0	2	12
UTC.....	*35	4-6	0-0	9-12	1-4	5	3	0	0	1	17
at Kansas St.....											
UNCW.....											
Middle Ga. St.....											
at UTA.....											
at Texas State.....											
Louisiana.....											
ULM.....											
at USA.....											
at Troy.....											
Texas State.....											
UTA.....											
Ga. Southern.....											
at ULM.....											
at Louisiana.....											
Troy.....											
USA.....											
at App State.....											
at Coastal.....											
Arkansas State.....											
Little Rock.....											
at Ga. Southern.....											
* Game Started											

CAREER STATISTICS

CONF. ONLY	G-GS	Min	Avg	FG- FGA	Pct.	3P-3PA	Pct.	FT- FTA	Pct.	O- D	Reb	Avg	Ast	Blk	Stl	Pts	Avg
2017-18	17- 2	158	9.3	11- 26	0.423	0- 6	0.000	22- 26	0.846	10- 9	19	1.1	15	1	10	44	2.6
ALL GAMES	G-GS	Min	Avg	FG- FGA	Pct.	3P-3PA	Pct.	FT- FTA	Pct.	O- D	Reb	Avg	Ast	Blk	Stl	Pts	Avg
2017-18	34- 2	367	10.8	32- 69	0.464	1- 12	0.083	54- 76	0.711	13- 34	47	1.4	42	2	21	119	3.5
2018-19	10-10	327	32.7	37- 79	0.468	4- 7	0.571	34- 53	0.642	9- 16	25	2.5	34	4	17	112	11.2
Totals	44-12	694	15.8	69- 148	0.466	5- 19	0.263	88- 129	0.682	22- 50	47	1.1	76	6	38	231	5.3



Nelson Phillips

Fr. | 6-4 | 175 | Guard

Warner Robins, Ga./Warner Robins HS

10

ATHLETIC HONORS

- A four-star prospect who was ranked as high as the fifth-best player in the state of Georgia and among the top 100 players in the country by 247sports.com.

2018-19 HIGHLIGHTS

- Scored 9 points and grabbed 7 rebounds in 20 minutes at Montana.
- Just missed a double-double with 12 points and 9 rebounds vs. St. Bonaventure.
- Knocked down his first 3-pointer and finished with 7 points on 3-of-3 shooting with four rebounds at Tulane.

CAREER HIGHS

POINTS: 12

St. Bonaventure, 11-19-18

FIELD GOALS MADE: 4

Montana, 11-9-18 (4-10)

St. Bonaventure, 11-19-18 (4-7)

FIELD GOALS ATTEMPTED: 10

Montana, 11-9-18 (4-10)

3-PT FIELD GOALS MADE: 1

Tulane, 11-28-18 (1-1)

3-PT FIELD GOALS ATTEMPTED: 1 (3X)

most recent: Tulane, 11-28-18 (1-1)

FREE THROWS MADE: 4

St. Bonaventure, 11-19-18 (4-4)

FREE THROWS ATTEMPTED: 4

St. Bonaventure, 11-19-18 (4-4)

REBOUNDS: 9

St. Bonaventure, 11-19-18

ASSISTS: 2

St. Bonaventure, 11-19-18

STEALS: 2

St. Bonaventure, 11-19-18

BLOCKS: -

MINUTES: 26

St. Bonaventure, 11-19-18

GAME-BY-GAME STATISTICS

2018-19	MP	FG	3FG	FT	O-D	Rb	As	TO	Blk	Stl	Pts
Ga. College (exh.). *28	3-10	0-0	3-4	3-2	5	0	0	0	0	1	9
ETSU	4	0-1	0-0	0-2	0-2	2	0	0	0	0	0
at Montana	20	4-10	0-0	1-2	5-2	7	0	0	0	1	9
Mercer	18	0-2	0-1	0-0	3-2	5	0	1	0	0	0
vs. St. Bonnie	26	4-7	0-0	4-4	4-5	9	2	1	0	2	12
vs. Creighton	10	2-6	0-1	0-0	1-2	3	0	0	0	0	4
vs. Georgia	7	0-2	0-0	0-0	1-0	1	0	1	0	0	0
at Tulane	17	3-3	1-1	0-2	3-1	4	0	1	0	1	7
at Liberty	14	0-0	0-0	1-2	0-1	1	0	1	0	0	1
at Alabama	8	2-4	0-1	0-0	0-1	1	0	1	0	0	4
UTC	10	2-2	0-0	2-2	1-1	2	0	1	0	0	6
at Kansas St											
UNCW											
Middle Ga. St.											
at UTA											
at Texas State											
Louisiana											
ULM											
at USA											
at Troy											
Texas State											
UTA											
Ga. Southern											
at ULM											
at Louisiana											
Troy											
USA											
at App State											
at Coastal											
Arkansas State											
Little Rock											
at Ga. Southern											
* Game Started											

CAREER STATISTICS

ALL GAMES	G-GS	Min	Avg	FG- FGA	Pct.	3P-3PA	Pct.	FT- FTA	Pct.	O- D	Reb	Avg	Ast	Blk	Stl	Pts	Avg
2018-19	10- 0	134	13.4	17- 37	0.459	1- 4	0.250	8- 14	0.571	18- 17	35	3.5	2	0	4	43	4.3



Josh Linder

So. / 6-9 / 205 / Forward

Kathleen, Ga./Veterans HS

20

ATHLETIC HONORS

- Played in 24 games as a freshman averaging 4.6 minutes per game.

2018-19 HIGHLIGHTS

- Finished with 4 points and 3 rebounds in just 4 minutes at Montana
- Played a season-high 15 minutes going 3-of-4 from the floor for 6 points to go along with 6 rebounds against Creighton.

CAREER HIGHS

POINTS: 8

Carver Bible College, 11-10-17

FIELD GOALS MADE: 3 (3X)

most recent: Creighton, 11-20-18 (3-4)

FIELD GOALS ATTEMPTED: 8

Point, 12-12-17 (3-8)

FREE THROWS MADE: 2

Carver Bible College, 11-10-17 (2-3)

FREE THROWS ATTEMPTED: 3

Carver Bible College, 11-10-17 (2-3)
Montana, 11-9-18 (0-3)

REBOUNDS: 6

Creighton, 11-20-18

ASSISTS: 1 (4X)

most recent: Creighton, 11-20-18

STEALS: 2

Carver Bible College, 11-10-17

BLOCKS: 1

Alabama A&M, 11-29-17
Point, 12-12-17
Chattanooga, 12-23-17

MINUTES: 17

Carver Bible College, 11-10-17

GAME-BY-GAME STATISTICS

2018-19	MP	FG	3FG	FT	O-D	Rb	As	TO	Blk	Stl	Pts
Ga. College (exh.)	7	1-2	0-0	0-0	2-1	3	0	1	0	0	2
ETSU				DNP							
at Montana	4	2-4	0-0	0-3	3-0	3	0	1	0	1	4
Mercer	5	0-0	0-0	0-0	0-1	1	0	2	0	1	0
vs. St. Bonnie	5	1-1	0-0	1-2	1-0	1	0	0	0	0	3
vs. Creighton	15	3-4	0-0	0-0	3-3	6	1	1	0	1	6
vs. Georgia	6	0-0	0-0	1-2	1-0	1	0	0	0	0	1
at Tulane				DNP							
at Liberty	4	1-1	0-0	0-1	1-0	1	0	1	0	0	2
at Alabama	3	0-0	0-0	0-0	0-0	0	0	0	0	0	0
UTC	1	0-0	0-0	0-0	0-0	0	0	0	0	0	0
at Kansas St											
UNCW											
Middle Ga. St.											
at UTA											
at Texas State											
Louisiana											
ULM											
at USA											
at Troy											
Texas State											
UTA											
Ga. Southern											
at ULM											
at Louisiana											
Troy											
USA											
at App State											
at Coastal											
Arkansas State											
Little Rock											
at Ga. Southern											
* Game Started											

CAREER STATISTICS

CONF. ONLY	G-GS	Min	Avg	FG- FGA	Pct.	3P-3PA	Pct.	FT- FTA	Pct.	O- D	Reb	Avg	Ast	Blk	Stl	Pts	Avg
2017-18	12- 0	30	2.5	3- 5	0.600	0- 0	0.000	1- 6	0.167	4- 2	6	0.5	0	0	0	7	0.6
ALL GAMES	G-GS	Min	Avg	FG- FGA	Pct.	3P-3PA	Pct.	FT- FTA	Pct.	O- D	Reb	Avg	Ast	Blk	Stl	Pts	Avg
2017-18	24- 0	110	4.6	13- 27	0.481	0- 1	0.000	6- 17	0.353	11- 11	22	0.9	3	3	2	32	1.3
2018-19	8- 0	43	5.4	7- 10	0.700	0- 0	0.000	2- 8	0.250	9- 4	13	1.6	1	0	3	16	2.0
Totals	32- 0	153	4.8	20- 37	0.541	0- 0	0.000	8- 25	0.320	20- 15	22	0.7	4	3	5	48	1.5



Kavonte Ivery

Fr. | 6-7 | 230 | Forward

Stockbridge, Ga./Stockbridge HS

0

ATHLETIC HONORS

- A 3-star forward out of Stockbridge High School who enters his freshman year at Georgia State after being ranked as high as the No. 18 prospect in Georgia.

2018-19 HIGHLIGHTS

- Played 3 minutes in season opener against ETSU
- Grabbed a pair of rebounds at Montana

CAREER HIGHS

POINTS: 2

Creighton, 11-20-18

FIELD GOALS MADE: -

-

FIELD GOALS ATTEMPTED: 2

Montana, 11-9-18

3-PT FIELD GOALS MADE: -

-

3-PT FIELD GOALS ATTEMPTED: 1

ETSU, 11-6-18; Montana, 11-9-18;
Mercer, 11-13-18

FREE THROWS MADE: 2

Creighton, 11-20-18 (2-2)

FREE THROWS ATTEMPTED: 2

Creighton, 11-20-18 (2-2)

REBOUNDS: 2

Montana, 11-9-18

ASSISTS: -

-

STEALS: -

-

BLOCKS: -

-

MINUTES: 5


Montana, 11-9-18

GAME-BY-GAME STATISTICS

2018-19	MP	FG	3FG	FT	O-D	Rb	As	TO	Blk	Stl	Pts
Ga. College (exh.)	9	1-4	1-4	0-0	0-3	3	1	1	0	1	3
ETSU	3	0-1	0-1	0-0	0-0	0	0	0	0	0	0
at Montana	5	0-2	0-1	0-0	1-1	2	0	0	0	0	0
Mercer	2	0-1	0-1	0-0	0-0	0	0	1	0	0	0
vs. St. Bonnie				DNP							
vs. Creighton	3	0-0	0-0	2-2	0-0	0	0	2	0	0	2
vs. Georgia	1	0-0	0-0	0-0	0-0	0	0	0	0	0	0
at Tulane				DNP							
at Liberty	2	0-0	0-0	0-0	0-0	0	0	0	0	0	0
at Alabama				DNP							
UTC	1	0-0	0-0	0-0	0-1	1	0	0	0	0	0
at Kansas St											
UNCW											
Middle Ga. St.											
at UTA											
at Texas State											
Louisiana											
ULM											
at USA											
at Troy											
Texas State											
UTA											
Ga. Southern											
at ULM											
at Louisiana											
Troy											
USA											
at App State											
at Coastal											
Arkansas State											
Little Rock											
at Ga. Southern											
* Game Started											

CAREER STATISTICS

ALL GAMES	G-GS	Min	Avg	FG- FGA	Pct.	3P-3PA	Pct.	FT- FTA	Pct.	O- D	Reb	Avg	Ast	Blk	Stl	Pts	Avg
2018-19	7- 0	17	2.4	0- 4	0.000	0- 3	0.000	2- 2	1.000	1- 2	3	0.4	0	0	0	2	0.3



Chris Clerkley
Jr. | 6-9 | 235 | Forward
Perry, Ga./Perry HS

14

ATHLETIC HONORS

- Has played in 28 games over his first two seasons at Georgia State.

2018-19 HIGHLIGHTS

- Blocked 2 shots in opening night win over ETSU
- Finished with 2 points, 2 rebounds and 2 blocked shots at Montana
- Scored 2 points and grabbed a career-high 4 rebounds against Creighton

CAREER HIGHS

POINTS: 5

Georgia Southwestern, 12-10-16

FIELD GOALS MADE: 1

Georgia Southwestern, 12-10-16 (1-2)
Montana, 11-9-18 (1-1)

FIELD GOALS ATTEMPTED: 2

Georgia Southwestern, 12-10-16 (1-2)
Chattanooga, 12-23-17 (0-2)

FREE THROWS MADE: 3

Georgia Southwestern, 12-10-16 (3-6)

FREE THROWS ATTEMPTED: 6

Georgia Southwestern, 12-10-16 (3-6)

REBOUNDS: 4

Creighton, 11-20-18

ASSISTS: 2

Point, 12-12-17

STEALS: -

-

BLOCKS: 2

Georgia Southwestern, 12-10-16
Point, 12-12-17, ETSU, 11-6-18
Montana, 11-9-18

MINUTES: 12

Georgia Southwestern, 12-10-16

GAME-BY-GAME STATISTICS

2018-19	MP	FG	3FG	FT	O-D	Rb	As	TO	Blk	Stl	Pts
Ga. College (exh.)	9	0-0	0-0	0-0	0-0	0	0	0	0	0	0
ETSU	3	0-0	0-0	0-0	0-0	0	0	0	2	0	0
at Montana	7	1-1	0-0	0-0	0-2	2	0	1	2	0	2
Mercer					DNP						
vs. St. Bonnie	0+	0-0	0-0	0-0	0-0	0	0	0	0	0	0
vs. Creighton	6	1-1	0-0	0-0	1-3	4	0	1	1	0	2
vs. Georgia	1	0-0	0-0	0-0	0-0	0	0	0	0	0	0
at Tulane					DNP-injury						
at Liberty					DNP-injury						
at Alabama					DNP-injury						
UTC					DNP-injury						
at Kansas St											
UNCW											
Middle Ga. St.											
at UTA											
at Texas State											
Louisiana											
ULM											
at USA											
at Troy											
Texas State											
UTA											
Ga. Southern											
at ULM											
at Louisiana											
Troy											
USA											
at App State											
at Coastal											
Arkansas State											
Little Rock											
at Ga. Southern											
* Game Started											

CAREER STATISTICS

SBC ONLY	G-GS	Min	Avg	FG- FGA	Pct.	3P-3PA	Pct.	FT- FTA	Pct.	O- D	Reb	Avg	Ast	Blk	Stl	Pts	Avg
2016-17	2- 0	3	1.5	0- 0	0.000	0- 0	0.000	0- 0	0.000	0- 0	0	0.0	0	0	0	0	0.0
2017-18	8- 0	17	2.1	0- 1	0.000	0 0	0.000	0- 0	0.000	1- 2	3	0.4	0	0	0	0	0.0
Totals	10- 0	20	2.0	0- 1	0.000	0 0	0.000	0- 0	0.000	1- 2	3	0.3	0	0	0	0	0.0
ALL GAMES	G-GS	Min	Avg	FG- FGA	Pct.	3P-3PA	Pct.	FT- FTA	Pct.	O- D	Reb	Avg	Ast	Blk	Stl	Pts	Avg
2016-17	11- 0	26	2.4	1- 3	0.333	0- 0	0.000	3- 6	0.500	2- 3	5	0.5	0	4	0	5	0.5
2017-18	17- 0	47	2.8	0- 4	0.000	0- 0	0.000	0- 1	0.000	2- 7	9	0.5	3	2	0	0	0.0
2018-19	5- 0	17	3.4	2- 2	1.000	0- 0	0.000	0- 0	0.000	1- 5	6	1.2	0	5	0	4	0.8
Totals	33- 0	90	2.7	3- 9	0.333	0- 0	0.000	3- 7	0.429	5- 15	14	0.4	3	11	0	9	0.3



Matt Chism

So. / 6-3 / 185 / Guard

Dawsonville, Ga./Dawson Christian Academy

35

ATHLETIC HONORS

- Played in 13 games as a freshman, scoring seven points and grabbing a pair of rebounds.

2018-19 HIGHLIGHTS

- Made first appearance of the season in final minute against Creighton collecting one rebound.
- Played final two minutes of Cayman Islands Classic against Georgia.

CAREER HIGHS

POINTS: 2

Point, 12-12-17
Chattanooga, 12-23-17
Troy, 3-9-18 (SBC)

FIELD GOALS MADE: 1

Point, 12-12-17 (1-1)
Chattanooga, 12-23-17 (1-1)
Troy, 3-9-18 (SBC)

FIELD GOALS ATTEMPTED: 1 (4X)

most recent: Creighton, 11-20-18

3-PT FIELD GOALS MADE: -

-

3-PT FIELD GOALS ATTEMPTED: -

-

FREE THROWS MADE: 1

Carver Bible College, 11-10-17 (1-2)

FREE THROWS ATTEMPTED: 2

Carver Bible College, 11-10-17 (1-2)
Creighton, 11-20-1 (0-2)

REBOUNDS: 1 (3X)

most recent: Creighton, 11-20-1

ASSISTS: 1

South Alabama, 3-3-18

STEALS: -

-

BLOCKS: -

-

MINUTES: 3

Carver Bible College, 11-10-17
Eastern Washington, 11-20-17
Chattanooga, 12-23-17

GAME-BY-GAME STATISTICS

2018-19	MP	FG	3FG	FT	O-D	Rb	As	TO	Blk	Stl	Pts
Ga. College (exh.)	9	1-2	0-1	0-0	0-1	1	0	0	0	0	2
ETSU				DNP							
at Montana				DNP							
Mercer				DNP							
vs. St. Bonnie				DNP							
vs. Creighton	1	0-1	0-0	0-2	1-0	1	0	0	0	0	0
vs. Georgia	2	0-0	0-0	0-0	0-0	0	0	0	0	0	0
at Tulane				DNP							
at Liberty	1	0-0	0-0	0-0	0-0	0	0	0	0	0	0
at Alabama				DNP							
UTC	1	0-0	0-0	0-0	0-0	0	0	0	0	0	0
at Kansas St											
UNCW											
Middle Ga. St.											
at UTA											
at Texas State											
Louisiana											
ULM											
at USA											
at Troy											
Texas State											
UTA											
Ga. Southern											
at ULM											
at Louisiana											
Troy											
USA											
at App State											
at Coastal											
Arkansas State											
Little Rock											
at Ga. Southern											
* Game Started											

CAREER STATISTICS

CONF ONLY	G-GS	Min	Avg	FG- FGA	Pct.	3P-3PA	Pct.	FT- FTA	Pct.	O- D	Reb	Avg	Ast	Blk	Stl	Pts	Avg
2017-18	5- 0	6	1.2	0- 0	0.000	0- 0	0.000	0- 0	0.000	0- 0	0	0.0	1	0	0	0	0.0
ALL GAMES	G-GS	Min	Avg	FG- FGA	Pct.	3P-3PA	Pct.	FT- FTA	Pct.	O- D	Reb	Avg	Ast	Blk	Stl	Pts	Avg
2017-18	13- 0	19	1.5	3- 3	1.000	0- 0	0.000	1- 2	0.500	0- 2	2	0.2	1	0	0	7	0.5
2018-19	4- 0	5	1.3	0- 1	0.000	0- 0	0.000	0- 2	0.000	1- 0	1	0.3	0	0	0	0	0.0
Totals	17- 0	24	1.4	3- 4	0.750	0- 0	0.000	1- 4	0.250	1- 2	2	0.1	1	0	0	7	0.4



James Wall

Fr. / 6-8 / 190 / Guard

Canton, Ga./Creekview HS

21

ATHLETIC HONORS

- Wall comes to Georgia State after playing power forward and center for Creekview High School in Canton, Ga., on the northwest side of Atlanta.

2018-19 HIGHLIGHTS

- Made first appearance of the season playing the final two minutes against Georgia in the Cayman Islands Classic.

CAREER HIGHS

POINTS: -

-

FIELD GOALS MADE: -

-

FIELD GOALS ATTEMPTED: -

-

3-PT FIELD GOALS MADE: -

-

3-PT FIELD GOALS ATTEMPTED: -

-

FREE THROWS MADE: -

-

FREE THROWS ATTEMPTED: 2

Chattanooga, 12-12-18

REBOUNDS: -

-

ASSISTS: -

-

STEALS: -

-

BLOCKS: -

-

MINUTES: 2

Georgia, 11-21-18

GAME-BY-GAME STATISTICS

2018-19	MP	FG	3FG	FT	O-D	Rb	As	TO	Blk	Stl	Pts
Ga. College (exh.)	0+	0-0	0-0	0-0	0-0	0	0	0	0	0	0
ETSU				DNP							
at Montana				DNP							
Mercer				DNP							
vs. St. Bonnie				DNP							
vs. Creighton				DNP							
vs. Georgia	2	0-0	0-0	0-0	0-0	0	0	0	0	0	0
at Tulane				DNP							
at Liberty	1	0-0	0-0	0-1	0-0	0	0	0	0	0	0
at Alabama				DNP							
UTC	1	0-0	0-0	0-2	0-0	0	0	0	0	0	0
at Kansas St											
UNCW											
Middle Ga. St											
at UTA											
at Texas State											
Louisiana											
ULM											
at USA											
at Troy											
Texas State											
UTA											
Ga. Southern											
at ULM											
at Louisiana											
Troy											
USA											
at App State											
at Coastal											
Arkansas State											
Little Rock											
at Ga. Southern											
* Game Started											

CAREER STATISTICS

ALL GAMES	G-GS	Min	Avg	FG- FGA	Pct.	3P-3PA	Pct.	FT- FTA	Pct.	O- D	Reb	Avg	Ast	Blk	Stl	Pts	Avg
2018-19	3- 0	4	1.3	0- 0	0.000	0- 0	0.000	0- 3	0.000	0- 0	0	0.0	0	0	0	0	0.0

Georgia State Men's Basketball Notes (page 26)

Game 1: Nov. 6, 2018, 7 p.m. (ESPN+)

GEORGIA STATE 74, ETSU 68

GSU Sports Arena • Atlanta, Ga.

Georgia State opened the 2018-19 regular season defeating East Tennessee State 74-68 Tuesday night at GSU Sports Arena, capped off by a Damon Wilson 3-pointer and Jeff Thomas break-away dunk that turned a one point Panther lead with under a minute to play into a six-point victory.

Thomas led Georgia State (1-0) with a career-high 26 points, going 9-of-10 from the free throw line. Junior D'Marcus Simonds added 21 points and senior Malik Benlevi added a double-double with 12 points and 10 rebounds.

Wilson finished with six points and a team-high 11 rebounds in his first game in a Georgia State uniform.

ETSU (0-1), which won 25 games a year ago, but saw 10 newcomers in the line-up tonight, was led by Isaiah Tisdale, who scored 19 points in the loss. Mladen Armus just missed a double-double with 11 points and nine rebounds.

"That was a really good win," head coach Ron Hunter said. "We beat an NCAA Tournament team tonight. I thought offensively we were not that sharp early on, but that is okay. As I have said all along, we don't need to be playing our best basketball now. We just need to keep getting better every day."

Both teams struggled from the field in the first half as the Panthers' slight advantage came from their ability to get to the free-throw line. Georgia State converted on 11 of its 16 attempts from the line in the first half, steadying them to a 32-29 halftime lead.

Simonds got the Panthers going in the second half, hitting on two straight from beyond the arc before a Buccaneers 7-0 run helped them to a four point lead with seven minutes left. But the Panthers responded, tying the game back up on a Benlevi layup before the home crowd erupted as Thomas hit a corner three to put Georgia State back in the lead with five minutes to go.

After a step-back three by Simonds put the Panthers up by six with two minutes to play, a dunk by Myles Armus (11 points, nine rebounds) and a three by Tisdale had the Buccaneers within one. It came after a Georgia State 14-2 run that gave GSU a 66-58 lead with 3:46 to play.

But in the final minute of the game, Wilson pulled down a huge rebound after a Simonds miss and hit a three from the right corner. Simonds blocked an attempt by Armus on the other end and found Thomas who iced it.

With the win, the Panthers are now 8-0 in regular season home openers under Ron Hunter and have won 11 straight openers at GSU Sports Arena. Georgia State has also won six-straight season openers dating back to a 2011-12 loss at Duke on opening night.

EAST TENNESSEE STATE 68 (0-1)

Player	FG	3P	FT	O	D	Reb	PF	TP	A	T	Blk	Stl	Min
Rodriguez, f.....	2-6	0-0	2-2	6	7	13	3	6	1	2	0	0	28
Armus, c.....	5-15	0-0	1-3	7	2	9	4	11	0	2	3	0	31
Hodges, g.....	5-20	1-5	0-2	4	2	6	4	11	3	1	1	1	26
Good, g.....	2-8	2-7	0-0	1	5	6	1	6	4	1	0	1	32
Tisdale, g.....	6-11	0-4	7-9	2	3	5	4	19	4	3	0	0	28
Boyd III.....	1-6	0-0	0-0	1	1	4	2	0	2	0	0	0	14
Bernard.....	1-1	0-0	0-0	0	1	1	0	2	0	0	0	0	9
Williamson.....	0-0	0-0	0-0	0	0	0	0	0	0	1	0	0	2
Harrison.....	3-3	0-0	0-0	2	0	2	2	6	0	1	0	0	5
Tucker.....	1-4	1-3	2-2	1	0	1	2	5	0	0	0	3	25
Totals.....	26-74	4-23	12-18	27	22	49	24	68	12	13	4	5	200

FG%	1st: 11-36	30.6%	2nd: 15-38	39.5%	Game: 35.1%
3FG%	1st: 2-13	15.4%	2nd: 2-10	20.0%	Game: 17.4%
FT%	1st: 5-8	62.5%	2nd: 7-10	70.0%	Game: 66.7%

GEORGIA STATE 74 (1-0)

Player	FG	3P	FT	O	D	Reb	PF	TP	A	T	Blk	Stl	Min
Benlevi, f.....	5-11	1-6	1-2	4	6	10	4	12	1	1	2	1	36
Thomas, f.....	7-14	3-7	9-10	1	4	5	3	26	3	3	4	1	39
Wilson, g.....	2-4	1-2	1-2	3	8	11	2	6	2	1	0	2	35
Williams, g.....	2-8	0-0	3-3	2	1	3	4	7	1	2	0	2	29
Simonds, g.....	6-17	4-8	5-8	1	3	4	3	21	2	5	2	0	39
Ivery.....	0-1	0-1	0-0	0	0	0	0	0	0	0	0	0	3
Phillips.....	0-1	0-0	0-2	0	2	2	1	0	0	0	0	0	4
Clerkley.....	0-0	0-0	0-0	0	0	0	0	0	0	0	2	0	3
Tyson.....	0-1	0-0	2-2	3	0	3	1	2	0	1	0	1	12
Totals.....	22-57	9-24	21-29	15	24	39	18	74	9	13	10	7	200

FG%	1st: 9-30	30.0%	2nd: 13-27	48.1%	Game: 38.6%
3FG%	1st: 3-12	25.0%	2nd: 6-12	50.0%	Game: 37.5%
FT%	1st: 11-16	68.8%	2nd: 10-13	76.9%	Game: 72.4%

Score by Periods.....	1st	2nd	Total
East Tennessee State.....	29	39	68
Georgia State.....	32	42	74
Officials: Arthur Vaulk, Sidney Cohen, Chris King	Attendance: 1,688		

Game 2: Nov. 9, 2018, 9 p.m. (Pluto TV)

MONTANA 81, GEORGIA STATE 74

Dahlberg Arena • Missoula, Mont.

Despite 30 points from junior D'Marcus Simonds, Georgia State fell on the road at Montana 81-74 at Dahlberg Arena. The match-up featured two teams who advanced to the 2018 NCAA Tournament and are both favorited to win their respective leagues this season.

Simonds, who scored 20 points in the first half, finished 11-of-24 from the floor with three 3-pointers. Sophomore Kane Williams scored a career-high 17 points going 5-of-11 from the floor, grabbing six rebounds while dishing out five assists.

Georgia State (1-1) was held to just 38.9 percent from the floor and went just 12-of-24 from the free throw line. However GSU's defense held the Grizzlies to just 5-of-25 shooting from beyond the arc.

Montana (1-0) won its season opener as five players scored in double figures, led by 22 points from Jamar Akoh, while Michael Oguine garnered a double-double with 15 points and 10 rebounds.

Georgia State had six players pick up at least four fouls including Simonds who fouled out with a few seconds to play. The Panthers were called for 31 fouls which led to Montana going 28-of-43 from the free throw line.

Simonds gave Georgia State an early 8-6 lead as he scored the first eight points for the Panthers. Montana responded with a 7-0 run to take a 13-8 with 13:48 to play in the first half before another basket by Simonds.

The Grizzlies pushed the lead to 20-11 with 10:33 to play in the first half and still led 28-20 with just over five minutes to play. The Panthers responded with a 13-5 run to end the half capped by a dunk by junior Chris Clerkley to send the game into the locker room tied 33-33.

Simonds finished the first half with 20 points as the Panthers held Montana to just 2-of-15 3-point shooting in the first 20 minutes. More remarkable was the tie score despite seniors Malik Benlevi and Jeff Thomas, along with redshirt-junior Damon Wilson being held scoreless.

Georgia State scored the first six points of the second half as Benlevi knocked down a 3-pointer and led by as many as seven, 44-37, before back-to-back 3-pointers by Timmy Falls cut the Panthers lead to 44-43 with 13:48 to play.

With a 3-pointer with 11:05 to play, Simonds moved into 13th on GSU's all-time scoring list and gave GSU a 51-49 lead.

The two teams would battle back and forth before Montana started to pull away and led 67-60 with 3:51 to play. Another 3-pointer by Benlevi with 48 seconds to play cut Montana's lead to just 74-71, but unfortunately that is as close as the Panthers could get.

GEORGIA STATE 74 (1-1)

Player	FG	3P	FT	O	D	Reb	PF	TP	A	T	Blk	Stl	Min
Benlevi, f.....	3-9	2-4	0-0	2	5	7	4	8	0	1	0	2	21
Thomas, f.....	1-8	0-3	0-0	1	3	4	4	2	1	1	0	2	38
Wilson, g.....	0-2	0-1	0-0	0	4	4	0	0	1	2	0	2	26
Williams, g.....	5-11	1-1	6-12	4	2	6	4	17	5	1	1	1	37
Simonds, g.....	11-24	3-9	5-7	1	3	4	5	30	1	4	2	2	34
Ivery.....	0-2	0-1	0-0	1	1	2	0	0	0	0	0	0	5
Phillips.....	4-10	0-0	1-2	5	2	7	3	9	0	0	0	1	20
Clerkley.....	1-1	0-0	0-0	0	2	2	1	2	0	1	2	0	7
Linder.....	2-4	0-0	0-3	3	0	3	2	4	0	1	0	1	4
Tyson.....	1-1	0-0	0-1	2	3	4	2	0	1	0	0	0	8
Totals.....	28-72	6-19	12-24	21	25	46	31	74	8	12	5	11	200

FG%	1st: 13-29	44.8%	2nd: 15-43	34.9%	Game: 38.9%
3FG%	1st: 2-10	20.0%	2nd: 4-9	44.4%	Game: 31.6%
FT%	1st: 5-9	55.6%	2nd: 7-15	46.7%	Game: 50.0%

MONTANA 81 (1-0)

Player	FG	3P	FT	O	D	Reb	PF	TP	A	T	Blk	Stl	Min
Akoh, f.....	7-8	0-0	8-13	2	6	8	4	22	1	2	0	2	33
Oguine, g.....	2-4	1-2	10-15	2	8	10	3	15	4	0	2	1	36
Pridgett, g.....	5-10	0-1	0-2	4	0	4	3	10	0	5	1	0	23
Rorie, g.....	4-10	0-5	6-8	0	4	4	2	14	4	2	0	1	36
Moorehead, g.....	0-6	0-2	0	6	6	4	2	0	0	1	2	1	24
Falls.....	3-6	2-3	2-2	0	0	0	4	10	4	3	0	0	23
Dorsey.....	1-3	0-2	0-1	0	2	2	0	2	0	0	0	0	11
Manuel.....	2-8	2-6	0-0	0	1	1	0	6	0	1	0	1	13
Kramer.....	0-0	0-0	0-0	0	0	0	0	0	0	0	0	0	1
Totals.....	24-55	5-25	28-43	15	28	43	20	81	13	14	5	6	200

FG%	1st: 10-27	37.0%	2nd: 14-28	50.0%	Game: 43.6%
3FG%	1st: 2-15	13.3%	2nd: 3-10	30.0%	Game: 20.0%
FT%	1st: 11-19	57.9%	2nd: 17-24	70.8%	Game: 65.1%

Score by Periods.....	1st	2nd	Total
Georgia State.....	33	41	74
Montana.....	33	48	81
Officials: Jimmy Casas, Matt Mason, Brent Meaux	Attendance: 4,321		

Game 3: Nov. 13, 2018, 7 p.m. (ESPN+)

GEORGIA STATE 62, MERCER 60

GSU Sports Arena • Atlanta, Ga.

Jeff Thomas set career-highs with 30 points and eight 3-pointers as Georgia State held on for a 62-60 win over in-state rival Mercer on Tuesday at GSU Sports Arena.

Georgia State (2-1) led by as many as 19 points in the second half, but Mercer fought back, cutting the lead to two with under a minute to play. After a missed free-throw by Damon Wilson, Djordje Dimitrijevic missed a 3-pointer that could have won the game for Mercer (1-2) in the closing seconds. D'Marcus Simonds secured the rebound and the win for the Panthers.

Thomas finished the game 11-of-17 from the floor and 8-of-13 from 3-point range along with five assists. The eight 3-pointers are tied for the sixth-most in a single game in program history.

Simonds, fresh off earning Sun Belt Player of the Week honors for the fourth time in his career, added 16 points. With this performance, he moved into 12th place in program history in career-points scored, passing Thomas Terrell, who was recently inducted into the GSU Athletics Hall of Fame.

"I've seen a lot of different things in my career, but I don't know if I have ever had a team shooting 35 3-pointers," head coach Ron Hunter said. "We made a bunch early, but then it slowed as Mercer changed up their defense and we didn't respond the way I would like. With that said, that is a very good team and at the end of the season this will prove to be a very good win."

Georgia State got out to an early lead behind a 17-4 run led by Thomas and Simonds, who combined for 29 of Georgia State's 40 first-half points.

Despite a 15-point halftime deficit, Mercer kept the game close in the second half thanks to a 16-2 run of its own, cutting the Georgia State lead to five with just under five minutes to play. Kane Williams quickly hit a 3-pointer to put the Panthers back up by eight, but a three by Ross Cummings and a couple free-throws by Dimitrijevic cut the lead back to four.

Thomas hit a step-back jumper to put the Panthers back up by six, but Mercer answered right back with two free-throws by Ethan Stair and a layup by Dimitrijevic, cutting the lead to two before the missed Williams free throw and the miss by Dimitrijevic in the closing seconds.

Although Mercer still leads the all-time series 45-37, the Panthers have won 17 of the last 20 meetings dating back to 1996.

Mercer was led by Ethan Stair who just missed a double-double with 12 points and nine rebounds. The Bears were held to just 7-of-26 shooting from 3-point range while the Panthers finished 15-of-35 from behind the arc.

MERCER 60 (1-2)

Player.....	FG	3P	FT	O	D	Reb	PF	TP	A	T	Blk	Stl	Min
Kilby, f.....	4-7	1-3	0-0	1	5	6	2	9	1	2	0	0	26
Stowe, g.....	2-5	1-1	2-2	1	2	2	7	0	2	0	1	25	
Cohen, g.....	2-4	0-0	0-0	2	2	1	4	3	2	0	0	21	
Cummings, g.....	4-13	2-11	0-0	1	3	4	1	10	5	2	0	32	
Stair, g.....	4-11	2-6	2-2	3	6	9	0	12	0	2	0	1	37
Dimitrijevic.....	3-9	1-5	2-2	0	4	4	1	9	5	0	0	0	23
Peavy.....	0-1	0-0	0-0	0	0	0	2	0	0	2	0	0	10
Aimaq.....	3-6	0-0	0-2	3	5	8	3	6	0	1	1	1	20
Williamson.....	0-0	0-0	0-0	0	0	0	1	0	0	0	0	0	2
Bafutto.....	1-2	0-0	1-2	0	0	0	0	1	3	0	0	0	4
Totals.....	23-58	7-26	7-10	11	28	39	14	60	14	14	1	3	200

FG%	1st: 11-28	39.3%	2nd: 12-30	40.0%	Game: 39.7%
3FG%	1st: 2-10	20.0%	2nd: 5-16	31.3%	Game: 26.9%
FT%	1st: 1-2	50.0%	2nd: 6-8	75.0%	Game: 70.0%

GEORGIA STATE 62 (2-1)

Player	FG	3P	FT	O	D	Reb	PF	TP	A	T	Blk	Stl	Min
Benlevi, f.....	3-8	1-4	0-0	1	4	5	3	7	2	1	2	2	32
Thomas, g.....	11-17	8-13	0-0	0	4	4	1	30	5	1	2	0	38
Wilson, g.....	2-4	1-3	0-2	0	2	2	4	5	3	0	1	2	33
Williams, g.....	1-4	1-1	1-2	0	0	0	0	4	0	2	0	1	27
Simonds, g.....	6-17	4-12	0-0	1	5	6	4	16	3	6	0	1	38
Ivery.....	0-1	0-1	0-0	0	0	0	0	0	0	1	0	0	2
Phillips.....	0-2	0-1	0-0	3	2	5	1	0	0	1	0	0	18
Linder.....	0-0	0-0	0-0	0	1	1	2	0	0	2	0	1	5
Tyson.....	0-1	0-0	0-2	1	4	5	0	0	0	0	0	0	7
Totals.....	23-54	15-35	1-6	7	24	31	15	62	13	14	5	7	200

Georgia State Men's Basketball Notes (page 27)

Game 4: Nov. 19, 2018, 5 p.m. (Stadium)

GEORGIA STATE 75, ST. BONAVENTURE 65

Cayman Islands Classic

John Gray Gym • George Town, Cayman Islands

Junior D'Marcus Simonds scored a team-high 25 points and freshman Nelson Phillips just missed his first career double-double to give Georgia State a 75-65 win over St. Bonaventure on the first day of the Cayman Islands Classic.

Georgia State (3-1) won its second straight game and advances in the winner's bracket to face Creighton on Tuesday night at 7:30 p.m.

Simonds finished 11-of-20 from the floor and grabbed seven rebounds to go along with three assists, two blocked shots and two steals. He moved into a tie for ninth place with Nate Williams on Georgia State's all-time scoring list with 1,122 points.

Phillips finished with career-highs of 12 points and nine rebounds, while adding two assists and two steals in the win. St. Bonaventure (1-3) was led by Jalen Poyser who finished with 23 points and four rebounds.

Hunter, who is in his eighth year at the helm of the Panthers, picked up his 150th win as the head coach of GSU.

St. Bonaventure took an early 10-5 lead just over five minutes into the game before the Panthers responded with an 11-0 run to build a six point lead with 10:25 to play in the first half.

Leading by four, Phillips went on a 5-0 run by himself and a free throw later by Benlevi gave the Panthers with 33-23 lead with just under two minutes to play.

The Bonnies hit a pair of 3-pointers in the final minute to cut into Georgia State's lead, but the Panthers still went into the locker room with a 37-32 lead. The Panthers forced 11 turnovers in the first half, while also blocking four shots.

After St. Bonaventure cut Georgia State's lead to just three points, the Panthers responded with a 9-0 run to lead 49-37 with 14:37 to play in the second half.

Senior Malik Benlevi would score eight straight points for Georgia State and the Panthers would push the lead to as many as 15, 55-40 with 12:53 remaining.

The Bonnies cut the lead to 63-55 with 7:00 to play before GSU pushed it back into double figures for the rest of the game.

Benlevi finished with 13 points, while Kane Williams added six points, six assists and four steals.

Kyle Lofton added 13 points for St. Bonaventure which ended the game with four players in double figures. finished 15-of-35 from behind the arc.

Senior Jordan Tyson, who is in his second year with the Panthers, played two seasons with St. Bonaventure before transferring to GSU. He finished with two points and a rebound in 10 minutes.

ST. BONAVENTURE 65 (1-3)

Player	FG	3P	FT	O	D	Reb	PF	TP	A	TO	Blk	Stl	Min
Ngalakulondi, f.....	0-3	0-2	0-0	0	5	5	4	0	0	1	3	1	22
Osunniyi, c.....	0-4	0-0	0-2	2	4	0	0	0	1	1	2	0	15
Lofton, g.....	5-13	3-4	0-0	1	2	3	0	13	4	4	0	1	34
Welch, g.....	1-3	1-3	0-0	0	1	1	2	3	2	1	0	0	17
Poyser, g.....	7-15	5-9	4-5	2	2	4	3	23	2	5	0	1	40
Okoli,.....	4-8	2-4	0-0	3	2	5	3	10	0	1	0	1	17
Kaputo,.....	3-11	1-5	4-5	2	2	4	0	11	2	2	0	0	29
Lee,.....	0-0	0-0	0-0	0	0	0	0	0	0	0	0	0	1
Ikpeze,.....	1-1	0-0	3-6	2	5	7	2	5	0	2	0	0	25
Totals.....	21-58	12-27	11-18	15	22	37	14	65	11	18	5	4	200

FG%	1st:	11-30	36.7%	2nd:	10-28	35.7%	Game:	36.2%
3FG%	1st:	7-14	50.0%	2nd:	5-13	38.5%	Game:	44.4%
FT%	1st:	3-4	75.0%	2nd:	8-14	57.1%	Game:	61.1%

GEORGIA STATE 75 (3-1)

Player.....	FG	3P	FT	O	D	Reb	PF	TP	A	To	Blk	Stl	Min
Benlevi, f.....	5-10	2-5	1-2	0	2	2	3	13	1	1	2	3	36
Thomas, f.....	1-11	1-5	2-2	1	6	7	1	9	1	0	1	2	35
Tyson, f.....	1-1	0-0	0-0	0	1	1	4	2	0	1	0	0	10
Williams, g.....	3-6	0-0	0-0	0	3	3	0	6	6	1	2	4	38
Simonds, g.....	11-20	2-6	1-2	2	5	7	4	25	3	6	2	2	38
Wilson,.....	2-3	1-1	0-0	0	3	3	3	5	2	2	0	0	12
Phillips.....	4-7	0-0	4-4	4	5	9	0	12	2	1	0	2	26
Clerkley.....	0-0	0-0	0-0	0	0	0	0	0	0	0	0	0	0+
Linder.....	1-1	0-0	1-2	1	0	1	1	3	0	0	0	0	5
Totals.....	30-59	6-17	9-12	9	26	35	16	75	15	12	7	13	200

FG%	1st:	15-30	50.0%	2nd:	15-29	51.7%	Game:	50.8%
3FG%	1st:	1-4	25.0%	2nd:	5-13	38.5%	Game:	35.3%
FT%	1st:	6-9	66.7%	2nd:	3-3	100.0%	Game:	75.0%

Score by Periods.....	1st	2nd	Total
St. Bonaventure.....	32	33	65
Georgia State.....	37	38	75

Officials: John Higgins, Kipp Kissingner, Matt Potter

Attendance: 780

Game 5: Nov. 20, 2018, 7:30 p.m. (Stadium)

CREIGHTON 93, GEORGIA STATE 68

Cayman Islands Classic

John Gray Gym • George Town, Cayman Islands

Sophomore Kane Williams scored a career-high 20 points, but Creighton shot 54.5 percent from the floor and knocked down 14 3-pointers to earn a 93-68 win over Georgia State at John Gray Gym in the Cayman Islands Classic.

Williams finished 7-of-16 from the floor with a pair of 3-pointers, but Georgia State (3-2) shot just 39.3 percent and 4-of-19 from beyond the arc.

Creighton (4-1) was led by Mitch Ballock who finished with 23 points, going 6-of-12 from 3-point range. Damien Jefferson added 20 points, finishing 9-of-10 from the floor.

Junior D'Marcus Simonds finished with a team-high 21 points going 8-of-12 from the free throw line.

"We obviously tip our caps to Creighton as they came out with a great game plan and executed it well," head coach Ron Hunter said. "We got off to a slow start and we were not able to ever get in our rhythm. We will regroup and look to come out and finish the tournament strong tomorrow."

Creighton jumped on the Panthers quickly taking a 17-6 lead just over six minutes into the game. Georgia State responded with a 6-1 run to cut the deficit to 18-12 with 12:39 to play, but that was as close as the Panthers would get the rest of the game.

Creighton finished the first half on a 24-5 run and went into the locker room with a 52-24 lead. The Bluejays shot 60.6 percent from the floor in the opening 20 minutes, including 8-of-17 from 3-point range. On the other end, the Panthers were held to just 29.6 percent shooting, including 0-of-10 from 3-point range.

The Panthers opened the second half on an 8-2 run to get as close as 22 with 17:23 remaining, but that is as close as Georgia State would come.

Senior Jeff Thomas finished with six points and five rebounds, while fellow senior Malik Benlevi grabbed six boards. Sophomore Josh Linder came off the bench to finish with six points and six rebounds.

Ty-Shon Alexander added 13 points and five assists, while Marcus Zegarowski finished with 14 points.

GEORGIA STATE 68 (3-2)

Player	FG	3P	FT	O	D	Reb	PF	TP	A	TO	Blk	Stl	Min
Benlevi, f.....	0-5	0-4	0-2	2	4	6	3	0	1	0	0	1	32
Thomas, f.....	2-9	0-4	2-2	0	5	5	2	6	2	2	0	0	34
Tyson, f.....	2-2	0-0	0-0	1	2	3	4	4	1	1	1	1	14
Williams, g.....	7-16	2-4	4-5	1	0	1	3	20	1	3	0	1	34
Simonds, g.....	6-13	1-4	8-12	1	3	4	2	21	1	4	1	2	31
Ivery.....	0-0	0-0	2-2	0	0	0	1	2	0	2	0	0	3
Wilson.....	1-4	1-2	0-2	0	1	1	0	3	1	3	0	0	20
Phillips.....	2-6	0-1	0-0	1	2	3	0	4	0	0	0	0	10
Clerkley.....	1-1	0-0	0-0	1	3	4	1	2	0	1	1	0	6
Linder.....	3-4	0-0	0-0	3	3	6	0	6	1	1	0	1	15
Chism.....	0-1	0-0	0-2	1	0	1	0	0	0	0	0	0	1
Totals.....	24-61	4-19	16-27	16	24	40	16	68	8	18	3	6	200

FG%	1st:	8-27	29.6%	2nd:	16-34	47.1%	Game:	39.3%
3FG%	1st:	0-10	0.0%	2nd:	4-9	44.4%	Game:	21.1%
FT%	1st:	8-13	61.5%	2nd:	8-14	57.1%	Game:	59.3%

CREIGHTON 93 (4-1)

Player	FG	3P	FT	O	D	Reb	PF	TP	A	TO	Blk	Stl	Min
Krampeij, f.....	0-2	0-1	2-4	0	2	2	3	2	1	2	0	0	12
Mintz, g.....	3-8	1-4	0-1	0	1	1	2	7	3	2	0	2	24
Alexander, g.....	5-10	3-8	0-0	0	1	1	3	13	5	1	1	0	26
Jefferson, g.....	9-10	2-3	0-1	2	4	6	1	20	0	2	0	0	21
Ballock, g.....	7-13	6-12	3-4	2	5	7	2	23	6	1	0	2	27
Cashaw.....	0-0	0-0	0-0	1	1	2	2	0	2	1	0	1	17
Zegarowski.....	5-9	2-4	2-3	0	3	3	1	14	3	3	0	1	27
Scurry.....	0-0	0-0	0-0	0	0	0	0	0	0	0	0	0	4
Bishop.....	2-5	0-0	0-0	1	2	3	1	4	1	0	1	0	5
Joseph.....	1-2	0-0	0-0	0	2	2	1	2	0	0	1	0	11
Froling.....	2-5	0-0	0-0	1	3	4	2	4	1	1	2	0	14
Epperson.....	2-2	0-0	0-0	2	2	4	3	4	0	1	1	0	12
Totals.....	36-66	14-32	7-13	10	28	38	21	93	22	15	6	6	200

FG%	1st:	20-33	60.6%	2nd:	16-33	48.5%	Game:	54.5%
3FG%	1st:	8-17	47.1%	2nd:	6-15	40.0%	Game:	43.8%
FT%	1st:	4-7	57.1%	2nd:	3-6	50.0%	Game:	53.8%

Score by Periods.....	1st	2nd	Total
Georgia State.....	24	44	68
Creighton.....	52	41	93

Officials: Doug Shows, Jeff Anderson, Matt Potter

Attendance: 1558

Game 6: Nov. 21, 2018, 5 p.m. (Stadium)

GEORGIA STATE 91, GEORGIA 67

Cayman Islands Classic

John Gray Gym • George Town, Cayman Islands

All five scorers finished in double figures and Georgia State dominated Georgia 91-67 to earn third place in the Cayman Islands Classic on Wednesday night at John Gray Gym.

Malik Benlevi led the Panthers with 24 points, going 8-of-11 from 3-point range as the Panthers topped the Bulldogs for the third time in the last four tries dating back to 2000.

Georgia State (4-2) shot 55.7 percent from the floor and 56.0 percent from 3-point range to earn the Panthers largest-margin of victory ever over a Power 5 school. GSU also handed Georgia (3-3) its worst non-conference loss since a 76-42 defeat to Illinois in 2008.

Junior D'Marcus Simonds added 17 points, eight assists and six rebounds to earn All-Tournament honors, while redshirt-junior Damon Wilson also poured in 17 points.

Trailing 14-11 early, Georgia State used a 12-0 run to take a 23-14 lead with 11:59 to play, forcing Georgia to call timeout.

Georgia State pushed the lead to 33-18 on a 3-point by senior Jeff Thomas with 10:13 to play in the first half and led 40-22 with 8:27 remaining making 14 of 15 shots at one point.

Another Benlevi 3-pointer gave GSU a 51-30 lead with just over two minutes to play in the opening 20 minutes, as the Panthers went into the locker room with a 51-32 lead.

The Panthers shot 54.3 percent in the opening half, including 8-of-16 from 3-point range. Georgia turned the ball over 15 times which led to 17 GSU points.

The second half was no different. Wilson came out red-hot scoring the first 10 points of the second half for Georgia State, including a pair of 3-pointers. Another 3-pointer by Benlevi gave Georgia State a 30 point lead, 72-42, with 13:01 to play.

The Panthers shot 57.7 percent in the second half, going 6-of-9 from 3-point range. Georgia State finished the game shooting 55.7 percent and connected on 14-of-25 from beyond the arc.

Benlevi's eight 3-pointers tied for the seventh-most in a single game in program history, while the 72.7 percent mark from beyond the arc is the fourth-best mark in a single-game.

Thomas added 12 points for Georgia State on four 3-pointers, while sophomore Kane Williams, coming off a career-high 20 points last night, finished with 14 points.

GEORGIA 67 (3-3)

Player	FG	3P	FT	O	D	Reb	PF	TP	A	TO	Blk	Stl	Min
Hammonds, f.....	4-9	2-5	2-2	2	2	4	1	12	3	3	1	0	25
Claxton, f.....	3-5	0-1	3-4	1	3	4	3	9	2	1	0	2	24
Ogbeide, f.....	7-10	0-0	0-2	2	6	8	1	14	1	1	0	0	28
Jackson II, g.....	1-4	1-2	0-0	0	0	0	1	3	1	0	0	0	16
Fagan, g.....	1-4	0-2	0-0	0	2	2	1	2	2	3	1	0	17
Hightower.....	3-4	1-2	4-5	0	4	4	0	11	3	3	0	0	21
Harris.....	5-9	0-1	2-2	3	3	5	1	12	1	2	0	2	16
Crumpp.....	1-2	1-2	0-0	0	1	1	2	3	0	2	1	1	16
Toppin.....	0-4	0-2	1-2	1	1	2	1	1	0	0	1	0	15
Harrison.....	0-0	0-0	0-0	0	1	1	1	0	0	0	0	0	2
O'Neill.....	0-0	0-0	0-0	0	0	0	0	0	0	0	0	0	2
Ngumzezi.....	0-1	0-0	0-0	0	0	0	1	0	0	1	0	0	5
Edwards.....	0-0	0-0	0-0	0	0	0	0	0	0	0	0	0	4
Sargiunas.....	0-1	0-1	0-0	0	1	1	1	1	0	0	1	0	9
Totals.....	25-53	5-18	12-17	10	26	36	14	67	13	18	4	5	200

FG%	1st:	12-24	50.0%	2nd:	13-29	44.8%	Game:	47.2%
3FG%	1st:	4-9	44.4%	2nd:	1-9	11.1%	Game:	27.8%
FT%	1st:	4-6	66.7%	2nd:	8-11	72.7%	Game:	70.6%

GEORGIA STATE 91 (4-2)

Player.....	FG	3P	FT	O	D	Reb	PF	TP	A	TO	Blk	Stl	Min
Benlevi, f.....	8-13	8-11	0-0	1	6	7	4	24	0	2	0	2	33
Thomas, f.....	4-12	4-9	0-0	1	4	5	2	12	1	0	0	0	33
Wilson, g.....	7-11	2-4	1-1	0	2	2	2	17	3	1	0	2	36
Williams, g.....	6-9	0-0	2-4	0	0	0	4	14	7	2	1	2	29
Simonds, g.....	6-11	0-1	5-9	0	6	6	1	17	8	2	0	1	35
Ivery.....	0-0	0-0	0-0	0	0	0	0	0	0	0	0	0	1
Phillips.....	0-2	0-0	0-0	1	0	1	0	0	0	1	0	0	7
Clerkley.....	0-0	0-0	0-0	0	0	0	1	0	0	0	0	0	1
Linder.....	0-0	0-0	1-2	1	0	1	1	1	0	0	0	0	6
Wall.....	0-0	0-0	0-0	0	0	0	1	0	0	0	0	0	2
Chism.....	0-0	0-0	0-0	0	0	0	0	0	0	0	0	0	2
Tyson.....	3-3	0-0	0-0	0	0	0	0	6	0	0	1	0	15
Totals.....	34-61	14-25	9-16	7	20	27	16	91	19	8	2	7	200

Georgia State Men's Basketball Notes (page 28)

Game 7: Nov. 28, 2018, 1 p.m.

GEORGIA STATE 80, TULANE 76

Devlin Fieldhouse • New Orleans, La.

Senior Malik Benlevi scored a career-high for a second-straight game to lead the Panthers to an 80-76 win on the road at Tulane on Wednesday afternoon.

Benlevi finished with 25 points, knocking down five 3-pointers to go along with five rebounds, four blocked shots and four steals. A week ago to the day, the Savannah, Ga., native scored 24 points on eight 3-pointers against in-state foe Georgia in the Cayman Islands.

Georgia State (5-2) also got 21 points from D'Marcus Simonds and 16 points from redshirt-junior Damon Wilson. Simonds finished 7-of-14 from the floor and dished out five assists, while Wilson was 5-of-8 with four boards in just 24 minutes.

Tulane (2-4) trailed by as many as 17 in the second half before cutting Georgia State's lead to just four with just under two minutes to play. The Green Wave were led by Kevin Zhang who scored 23 points, while Caleb Daniels finished with 17.

The Panthers are off to a 5-2 start for the fourth time in the last five years and are currently 3-1 on a six-game stretch away from home.

Simonds moved into sixth place on Georgia State's all-time scoring list with 1,281 points, moving ahead of James Andrews.

Tulane took an early 11-5 lead just over four minutes into the game as the Panthers adjusted to the early start time.

Georgia State started to take control with back-to-back 3-pointers by Simonds and Benlevi that gave the Panthers a 24-17 lead with 10:53 to play in the first half. It was part of a stretch where four straight made field goals for the Panthers came from 3-point range.

Leading by two, Georgia State used another 6-0 run capped by a Nelson Phillips 3-pointer to lead 32-24 with 5:51 to play. Phillips came off the bench to score seven points and grab four rebounds in 17 minutes.

Another Benlevi 3-pointer pushed the lead to 13, 44-31 at the half, as the Panthers went 8-of-17 from beyond the arc in the first 20 minutes.

Despite a size advantage, Tulane was outrebounded by the Panthers 19-11 in the first half.

Georgia State pushed the lead to 17 points before Tulane used a 9-0 run to trail by just eight, 50-42, with 14:09 to play. The Panthers immediately responded with 3-pointers by Benlevi and Simonds to go back up 58-44 with 11:55 remaining.

The Green Wave continued to chip into Georgia State's lead and got as close as four points multiple times over the final two minutes, but could not get any closer as the Panthers knocked down their free throws.

GSU improved to 8-3 in New Orleans since the start of the 2013-14 season and 14-5 in the state of Louisiana since that time.

GEORGIA STATE 80 (5-2)

Player	FG	3P	FT	O	D	Reb	PF	TP	A	T	Blk	Stl	Min
Benlevi, f.....	9-17	5-11	2-2	3	2	5	1	25	1	1	4	4	36
Thomas, f.....	1-9	1-5	0-0	1	6	7	1	3	2	1	2	0	28
Wilson, g.....	5-8	2-4	4-6	0	4	4	3	16	0	0	0	0	24
Williams, g.....	1-4	0-0	4-7	0	2	2	2	6	5	3	0	2	36
Simonds, g.....	7-14	3-7	4-5	1	2	3	4	21	5	3	1	1	39
Phillips.....	3-3	1-1	0-2	3	1	4	1	7	0	1	0	1	17
Tyson.....	1-3	0-0	0-0	1	3	4	3	2	0	2	1	0	20
Totals.....	27-58	12-28	14-22	11	22	33	15	80	13	11	8	8	200

FG%	1st: 16-32	50.0%	2nd: 11-26	42.3%	Game: 46.6%
3FG%	1st: 8-17	47.1%	2nd: 4-11	36.4%	Game: 42.9%
FT%	1st: 4-5	80.0%	2nd: 10-17	58.8%	Game: 63.6%

TULANE 76 (2-4)

Player	FG	3P	FT	O	D	Reb	PF	TP	A	T	Blk	Stl	Min
Sehic, f.....	2-8	0-2	0-0	3	5	8	1	4	0	0	1	1	20
Cornish, g.....	3-6	1-2	0-0	0	5	5	2	7	8	4	0	1	30
Daniels, g.....	6-12	1-6	4-6	0	2	2	3	17	0	2	0	1	38
Zhang, g.....	9-17	3-7	2-3	1	3	4	1	23	2	3	1	0	32
Barrett, g.....	3-5	2-3	0-0	0	0	0	2	8	4	1	0	0	28
Wood.....	3-3	3-3	0-0	0	2	3	9	0	2	0	0	0	16
Crabtree.....	1-4	0-2	4-4	2	1	3	5	6	3	1	0	1	21
Ajang.....	0-0	0-0	0-0	0	0	0	0	0	0	0	0	0	1
Koka.....	1-2	0-0	0-0	0	1	1	1	2	0	0	0	1	7
Paul.....	0-1	0-0	0-0	0	0	0	2	0	1	2	0	0	8
Totals.....	28-58	10-25	10-13	10	23	33	20	76	18	15	3	4	200

FG%	1st: 11-25	44.0%	2nd: 17-33	51.5%	Game: 48.3%
3FG%	1st: 6-14	42.9%	2nd: 4-11	36.4%	Game: 40.0%
FT%	1st: 3-5	60.0%	2nd: 7-8	87.5%	Game: 76.9%

Score by Periods.....	1st	2nd	Total
Georgia State.....	44	36	80
Tulane.....	31	45	76

Officials: Doug Simons, Wil Howard, RB Clyburn

Attendance: 1,450

Game 8: Dec. 1, 2018, 6 p.m. (ESPN+)

LIBERTY 78, GEORGIA STATE 52

Vines Center • Lynchburg, Va.

Georgia State could not overcome 12.5 percent shooting from 3-point range and fell to Liberty 78-52 on Saturday evening at the Vines Center. D'Marcus Simonds led the Panthers with 22 points.

Liberty (7-1) shot 51.9 percent from the floor including 16-of-27 in the second half as Elijah Cuffee and Caleb Home sley each scored 19 points to lead the Flames.

Georgia State (5-3) was held to 40.0 percent shooting and was outrebounded 41-21, while the Flames shot 13-of-25 from 3-point range.

Simonds finished 8-of-18 from the floor, dished out five assists and swiped three steals for the Panthers.

"We may have lost to a good ball club, but we also did not play Georgia State basketball tonight," head coach Ron Hunter said. "We have got to have balance when it comes to scoring and we did not have that tonight. Even if we don't shoot the 3-pointer well, there are still other things we can do to compete and we didn't do that tonight."

Liberty took an early 14-7 lead with just under 12 minutes to play in the opening half as Georgia State was held without a field goal for more than five minutes. The Panthers missed 12 of their first 16 shots before shooting 69.2 percent the remainder of the half.

Trailing 20-11, Georgia State used a 7-0 run to cut the deficit to just two with 5:22 to play and on a lay-up by Simonds tied the game 24-24 with just under two minutes to play.

Liberty went into the locker room leading 32-29 despite eight turnovers which led to 10 Georgia State points.

The Flames knocked down a pair of 3-pointers to open the second half and pushed the lead into double figures, 42-31, with 17:30 to play.

After trailing by as many as 16 points, Georgia State got as close as 12 points on a Simonds lay-up with 9:53 to play, but that was as close as the Panthers could get.

Sophomore Kane Williams added nine points, while senior Malik Benlevi scored eight. Senior Devin Mitchell returned after missing the first seven games, but was held scoreless in 12 minutes on 0-of-5 shooting in 12 minutes.

Scottie James just missed a double-double with eight points and 17 rebounds for Liberty, while Keenan Gumbs also scored eight points.

GEORGIA STATE 52 (5-3)

Player	FG	3P	FT	O	D	Reb	PF	TP	A	T	Blk	Stl	Min
Benlevi, f.....	3-6	1-3	1-2	1	3	4	3	8	0	0	2	1	28
Thomas, f.....	1-5	0-3	0-0	0	1	1	3	2	0	1	0	1	31
Wilson, g.....	2-5	0-1	0-0	1	5	6	0	4	0	1	0	3	30
Williams, g.....	3-7	0-0	3-5	1	0	1	0	9	1	0	0	1	29
Simonds, g.....	8-18	1-4	5-8	2	1	3	4	22	5	6	0	3	35
Linder.....	1-1	0-0	0-1	1	0	1	1	2	0	1	0	0	12
Mitchell.....	0-5	0-0	0-0	0	0	0	0	0	1	0	0	0	4
Phillips.....	0-0	0-0	1-2	0	1	1	1	1	0	1	0	0	14
Tyson.....	2-3	0-0	0-0	0	2	2	3	4	0	0	1	0	15
Ivery.....	0-0	0-0	0-0	0	0	0	0	0	0	0	0	0	2
Wall.....	0-0	0-0	0-1	0	0	0	0	0	0	0	0	0	1
Chism.....	0-0	0-0	0-0	0	0	0	0	0	0	0	0	0	1
Totals.....	20-50	2-16	10-19	6	15	21	15	52	7	10	3	9	200

FG%	1st: 13-29	44.8%	2nd: 7-21	33.3%	Game: 40.0%
3FG%	1st: 1-7	14.3%	2nd: 1-9	11.1%	Game: 12.5%
FT%	1st: 2-5	40.0%	2nd: 8-14	57.1%	Game: 52.6%

LIBERTY 78 (7-1)

Player	FG	3P	FT	O	D	Reb	PF	TP	A	T	Blk	Stl	Min
James, f.....	2-2	0-0	4-6	5	12	17	3	8	3	3	0	1	25
Cabbil, g.....	2-6	1-2	0-0	0	3	3	3	5	1	1	0	0	27
Gumbs, g.....	3-8	0-2	2-2	0	1	1	2	8	1	1	0	1	22
Cuffie, g.....	6-11	5-7	2-2	0	3	3	1	19	5	2	1	2	34
Pacheco-Ortiz, g.....	2-3	0-0	0-0	0	0	0	0	6	3	2	0	1	23
Homesley.....	7-10	3-4	2-2	0	3	3	1	19	3	2	0	1	26
Baxter-Bell.....	2-3	0-0	0-0	1	0	1	4	4	1	3	0	0	13
McGhee.....	2-7	2-6	0-0	1	4	5	1	6	0	1	0	0	20
McDowell.....	0-1	0-1	0-0	0	1	1	0	0	0	0	0	0	5
Farquhar.....	0-0	0-0	0-0	0	0	0	0	0	0	0	0	0	1
Newton.....	1-1	0-0	1-2	2	0	2	1	3	0	0	0	0	1
Totals.....	27-52	13-25	11-14	12	29	41	16	78	17	16	1	6	200

FG%	1st: 11-25	44.0%	2nd: 16-27	59.3%	Game: 51.9%
3FG%	1st: 6-12	50.0%	2nd: 7-13	53.8%	Game: 52.0%
FT%	1st: 4-6	66.7%	2nd: 7-8	87.5%	Game: 78.6%

Score by Periods.....	1st	2nd	Total
Georgia State.....	29	23	52
Liberty.....	32	46	78

Officials: Rusty Phillips, Freddie Williams, Tom Kenny

Attendance: 2,966

Game 9: Dec. 4, 2018, 8 p.m. (SEC Network+)

GEORGIA STATE 83, ALABAMA 80

Coleman Coliseum • Tuscaloosa, Ala.

Senior Malik Benlevi's buzzer-beater 3-pointer helped Georgia State overcome a 21-point halftime deficit to top Alabama on Tuesday night 83-80 at Coleman Coliseum.

Georgia State (6-3) trailed 55-33 with 18:57 to play before mounting an epic comeback that included holding Alabama (5-3) without a field goal for more than nine minutes of the second half.

A lay-up by junior D'Marcus Simonds with 43 seconds to play gave the Panthers their first lead of the game, 80-78. Dazon Ingram tied the game on the other end before Benlevi came down to hit the game winner as time expired.

Benlevi finished with 16 points and eight rebounds, while Simonds finished with 23 points and five rebounds, going a perfect 6-of-6 from the free throw line.

The win gave Georgia State its second win in the same season over a Power 5 opponent for just the second time in program history. The Panthers knocked off Georgia 91-67 in the Cayman Islands Classic two weeks ago.

Senior Jeff Thomas added 14 points and seven rebounds, while sophomore Kane Williams chipped in with 12 points, five assists, and four rebounds.

Senior Devin Mitchell, who played his first season at Alabama before transferring to Georgia State, finished with three points in his second game back from an injury that kept him out the first seven games of the year.

Alabama was led by Kira Lewis, Jr., who scored 19 points, making 5-of-10 from 3-point range. Dazon Ingram came off the bench to score 17 points and grab eight rebounds.

Holding an early 10-9 lead, Alabama used an 8-0 run to build an 18-9 lead with 12:22 to play in the first half.

Trailing by 10, a Benlevi 3-pointer and dunk by Nelson Phillips cut the Crimson Tide lead to 27-22 with just under eight minutes to play.

Using a 17-2 run, Alabama pushed its lead to 50-29 with just under four minutes to play and went into the locker room leading 52-31. The Crimson Tide shot 59.4 percent in the first 20 minutes, while holding Panthers to 40.6 percent from the floor.

The comeback started with a 10-0 run capped by two Simonds' free throws to cut the deficit to 61-49 with 11:51 to play.

A 14-2 run late in the game got the Panthers to within three, 69-66, with 5:28 to play before the teams traded baskets. On senior Jordan Tyson's two free throws with 4:04 remaining, the Panthers trailed just 75-71.

Trailing by five, Simonds made lay-ups on back-to-back possessions and was fouled on the second to tie the game with 1:35 to play, setting up a crazy final 90 seconds.

GEORGIA STATE 83 (6-3)

Player	FG	3P	FT	O	D	Reb	PF	TP	A	T	Blk	Stl	Min
Benlevi, f.....	6-9	3-5	1-2	2	6	8	4	16	0	1	0	0	35
Thomas, f.....	5-12	1-5	3-4	2	5	7	4	14	1	3	0	1	32
Wilson, g.....	2-3	2-2	1-2	0	2	2	4	7	0	2	0	3	17
Williams, g.....	5-8	0-1	2-3	0	4	4	0	12	5	0	0	2	33
Simonds, g.....	8-24	1-7	6-6	0	5	5	3	23	2	2	1	0	36
Phillips.....	2-4	0-1	0-0	0	1	1	1	4	0	1	0	0	8
Linder.....	0-0	0-0	0-0	0	0	0	0	0	0	0	0	0	3
Mitchell.....	1-5	1-2	0-0	0	0	0	3	3	2	0	0	0	25
Tyson.....	1-1	0-0	2-3	0	2	2	4	4	0	0	0	0	11
Totals.....	30-66	8-23	15-20	7	30	37	23	83	10	10	1	6	200

FG%	1st: 13-32	40.6%	2nd: 17-34	50.0%	Game: 45.5%
3FG%	1st: 5-13	38.5%	2nd: 3-10	30.0%	Game: 34.8%
FT%	1st: 0-1	0.0%	2nd: 15-19	78.9%	Game: 75.0%

ALABAMA 80 (5-3)

Player	FG	3P	FT	O	D	Reb	PF	TP	A	T	Blk	Stl	Min
Hall, f.....	3-4	0-0	5-6	3	8	11	3	11	2	3	3	1	25
Mack, f.....	5-9	1-5	1-2	0	1	1	2	12	0	0	0	1	19
Lewis, g.....	6-12	5-10	2-2	0	3	3	1	19	1	1	1	1	33
Jones, g.....	0-6	0-0	1-6	3	2	5	4	1	2	0	1	0	29
Petty, Jr., g.....	2-6	2-5	0-1	0	4	4	2	6	2	3	1	0	25
Norris.....	1-2	0-1	2-2	0	1	1	2	4	0	0	0	0	8
Reese.....	4-9	0-4	1-2	1	3	4	0	9	0	0	0	2	15
Johnson, Jr.....	0-1	0-1	0-0	0	0	0	1	0	1	1	0	0	7
Ingram.....	5-6	2-2	5-8	1	7	8	2	17	2	2	0	0	28
Smith.....	0-2	0-0	1-2	0	3	3	1	1	0	0	2	0	11
Totals.....	26-56	10-28	18-31	8	33	41	18	80	10	10	8	5	200



Game 10: Dec. 12, 2018, 7 p.m. (ESPN+)

GEORGIA STATE 95, CHATTANOOGA 88

GSU Sports Arena • Atlanta, Ga.

D'Marcus Simonds scored a game-high 24 points and Devin Mitchell added season highs with 17 points and 32 minutes as Georgia State topped Chattanooga 95-88 Wednesday at the GSU Sports Arena.

Simonds finished 8-of-11 from the floor with six rebounds and five assists, while Mitchell was 5-of-10 from 3-point range as the Panthers shot 57.7 percent from the floor and 10-of-23 from 3-point range.

Suiting up for just the third time after missing the team's first seven games of the season due to injury, Mitchell came off the bench early in the first half and looked to be in midseason form, making good on four of his first five shots, with three of them coming from behind the arc.

Georgia State (7-3) returned home following a six-game stretch away from the GSU Sports Arena to remain perfect at home (3-0) and has now won four of its last five contests overall.

Chattanooga (5-6) saw its three-game winning streak snapped despite five players in double figures led by David Jean-Baptiste who scored 19 points and dished out six assists.

"I thought we moved the ball extremely well tonight and offensively played well," head coach Ron Hunter said. "However, defensively I thought we were a step slow. Credit to Chattanooga as they came in and played tough for 40 minutes."

Kane Williams scored 17 and Malik Benlevi added 14 for the Panthers in the win.

Chattanooga took a slim early lead behind strong play from Jean-Baptiste, but Georgia State stole the momentum and the lead on a Mitchell three-pointer midway through the first half and never let up, leading for the final three-quarters of the game.

Trailing 20-18, Georgia State used a 10-0 run which included a pair of Mitchell 3-pointers to build a 28-20 lead with 7:26 to play and went into the locker room leading 47-38.

The Panthers pushed the lead to as many as 16 with just over a minute to play before calling on the reserves.

Despite being outrebounded 36-33, Georgia State outscored Chattanooga 38-24 in the paint while forcing 14 turnovers which led to 16 points.

Georgia State played in front of its home crowd at GSU Sports Arena for the first time since Nov. 13. The Panthers finished its recent road trip 4-2, capped off by an incredible 21-point second half comeback against Alabama, the program's second win over a Power 5 program this year.

CHATTANOOGA 88 (5-6)

Player	FG	3P	FT	O	D	Reb	PF	TP	A	TO	Blk	Stl	Min
Easley, f.....	6-13	1-6	2-5	2	5	7	2	15	1	2	0	0	29
Smallwood, c.....	0-2	0-1	0-0	0	1	1	3	0	1	2	1	0	11
Scott, g.....	5-9	5-8	2-3	1	1	2	4	17	1	1	0	0	32
Johnson, g.....	4-13	2-11	4-4	0	5	5	4	14	5	3	0	1	33
Jean-Baptiste, g. 7-12	4-7	1-2	1	0	1	4	19	6	0	0	0	1	40
Caldwell.....	4-9	3-5	0-0	2	2	4	1	11	2	3	0	0	15
Vila.....	3-5	0-0	0-0	2	4	6	1	6	0	3	0	0	17
Kerby.....	2-7	2-6	0-0	3	3	6	5	6	1	0	0	0	20
Brown.....	0-0	0-0	0-0	0	0	0	0	0	0	0	0	0	3
Totals.....	31-70	17-44	9-14	13	23	36	24	88	17	14	1	2	200

FG%	1st: 15-34	44.1%	2nd: 16-36	44.4%	Game: 44.3%
3FG%	1st: 8-20	40.0%	2nd: 9-24	37.5%	Game: 38.6%
FT%	1st: 0-2	0.0%	2nd: 9-12	75.0%	Game: 64.3%

GEORGIA STATE 95 (7-3)

Player	FG	3P	FT	O	D	Reb	PF	TP	A	TO	Blk	Stl	Min
Benlevi, f.....	5-10	1-3	3-5	1	4	5	2	14	1	0	1	2	29
Thomas, f.....	2-6	1-4	2-2	0	3	3	1	7	1	1	1	0	29
Wilson, g.....	1-2	0-0	0-0	0	3	3	5	2	3	0	0	0	9
Williams, g.....	4-6	0-0	9-12	1	4	5	4	17	3	0	0	1	35
Simonds, g.....	8-11	3-6	5-6	0	6	6	4	24	5	5	2	2	35
Ivery.....	0-0	0-0	0-0	0	1	1	0	0	0	0	0	0	1
Phillips.....	2-2	0-0	2-2	1	1	2	2	6	0	1	0	0	10
Linder.....	0-0	0-0	0-0	0	0	0	0	0	0	0	0	0	1
Wall.....	0-0	0-0	0-2	0	0	0	1	0	0	0	0	0	1
Mitchell.....	6-11	5-10	0-0	1	3	4	0	17	4	0	0	0	32
Chism.....	0-0	0-0	0-0	0	0	0	0	0	0	1	0	0	1
Tyson.....	2-4	0-0	4-6	1	1	2	2	8	0	2	1	1	17
Totals.....	30-52	10-23	25-35	5	28	33	22	95	17	10	5	6	200

FG%	1st: 17-30	56.7%	2nd: 13-22	59.1%	Game: 57.7%
3FG%	1st: 8-14	57.1%	2nd: 2-9	22.2%	Game: 43.5%
FT%	1st: 5-6	83.3%	2nd: 20-29	69.0%	Game: 71.4%

Score by Periods.....	1st	2nd	Total
Chattanooga.....	38	50	88
Georgia State.....	47	48	95

Officials: Coy Gammon, John Dillon, John Heatley

Attendance: 1,197

2018-19 Georgia State Basketball
Georgia State Combined Team Statistics (as of Dec 12, 2018)
All games

RECORD:	OVERALL	HOME	AWAY	NEUTRAL
ALL GAMES	7-3	3-0	2-2	2-1
CONFERENCE	0-0	0-0	0-0	0-0
NON-CONFERENCE	7-3	3-0	2-2	2-1

#	Player	gp-gs	min	avg	Total		3-Point		F-Throw		Rebounds								pts	avg		
					fg-fga	fg%	3fg-fga	3fg%	ft-fa	ft%	off	def	tot	avg	pf	dq	a	to			blk	stl
15	Simonds, D'Marcus	10-10	360	36.0	77-169	.456	22-64	.344	44-63	.698	9	39	48	4.8	34	1	35	43	11	14	220	22.0
02	Benlevi, Malik	10-10	317	31.7	47-98	.480	24-56	.429	9-17	.529	17	42	59	5.9	31	0	7	8	13	18	127	12.7
12	Williams, Kane	10-10	327	32.7	37-79	.468	4-7	.571	34-53	.642	9	16	25	2.5	21	0	34	14	4	17	112	11.2
30	Thomas, Jeff	10-10	337	33.7	37-103	.359	19-58	.328	18-20	.900	7	41	48	4.8	22	0	17	13	10	7	111	11.1
24	Mitchell, Devin	3-0	68	22.7	7-21	.333	6-17	.353	0-0	.000	1	3	4	1.3	3	0	7	0	0	0	20	6.7
01	Wilson, Damon	10-8	242	24.2	24-46	.522	10-20	.500	7-15	.467	4	34	38	3.8	27	1	15	12	1	14	65	6.5
10	Phillips, Nelson	10-0	134	13.4	17-37	.459	1-4	.250	8-14	.571	18	17	35	3.5	10	0	2	7	0	4	43	4.3
50	Tyson, Jordan	10-2	129	12.9	13-20	.650	0-0	.000	8-13	.615	8	17	25	2.5	25	0	1	8	5	3	34	3.4
20	Linder, Josh	8-0	43	5.4	7-10	.700	0-0	.000	2-8	.250	9	4	13	1.6	7	0	1	5	0	3	16	2.0
14	Clerkley, Chris	5-0	17	3.4	2-2	1.000	0-0	.000	0-0	.000	1	5	6	1.2	3	0	0	2	5	0	4	0.8
00	Ivery, Kavonte	7-0	17	2.4	0-4	.000	0-3	.000	2-2	1.000	1	2	3	0.4	1	0	0	3	0	0	2	0.3
21	Wall, James	3-0	4	1.3	0-0	.000	0-0	.000	0-3	.000	0	0	0	0.0	2	0	0	0	0	0	0	0.0
35	Chism, Matt	4-0	5	1.3	0-1	.000	0-0	.000	0-2	.000	1	0	1	0.3	0	0	0	1	0	0	0	0.0
Team											19	18	37		1		2					
Total.....		10	2000		268-590	.454	86-229	.376	132-210	.629	104	238	342	34.2	187	2	119	118	49	80	754	75.4
Opponents.....		10	2001		267-600	.445	97-273	.355	125-191	.654	131	262	393	39.3	185	-	147	147	38	46	756	75.6

TEAM STATISTICS	GSU	OPP	Date	Opponent	Score	Att.		
SCORING	754	756	1	11/06/18	EAST TENNESSEE STATE	w	74-68	1688
Points per game	75.4	75.6		11/9/18	at Montana	L	74-81	4321
Scoring margin	-0.2	-		11/13/18	MERCER	w	62-60	1579
FIELD GOALS-ATT	268-590	267-600	2	11/19/18	vs St. Bonaventure	w	75-65	780
Field goal pct	.454	.445	2	11/20/18	vs Creighton	L	68-93	1558
3 POINT FG-ATT	86-229	97-273	2	11/21/18	vs Georgia	w	91-67	781
3-point FG pct	.376	.355		11/28/18	at Tulane	w	80-76	1450
3-pt FG made per game	8.6	9.7		12/01/18	at Liberty	L	52-78	2966
FREE THROWS-ATT	132-210	125-191		12/4/18	at Alabama	w	83-80	9076
Free throw pct	.629	.654		12/12/18	CHATTANOOGA	w	95-88	1197
F-Throws made per game	13.2	12.5						
REBOUNDS	342	393						
Rebounds per game	34.2	39.3						
Rebounding margin	-5.1	-						
ASSISTS	119	147						
Assists per game	11.9	14.7						
TURNOVERS	118	147						
Turnovers per game	11.8	14.7						
Turnover margin	+2.9	-						
Assist/turnover ratio	1.0	1.0						
STEALS	80	46						
Steals per game	8.0	4.6						
BLOCKS	49	38						
Blocks per game	4.9	3.8						
ATTENDANCE	4464	20932						
Home games-Avg/Game	3-1488	4-4453						
Neutral site-Avg/Game	-	3-1040						

1 - Cayman Islands Classic (Atlanta, Ga.)
2 - Cayman Islands Classic (George Town, Grand Cayman)
* = Conference game

Score by Periods	1st	2nd	Totals
Georgia State	368	386	754
Opponents	356	400	756

2018-19 Georgia State Basketball
Georgia State Team Game-by-Game (as of Dec 12, 2018)
All games

TEAM STATISTICS

Opponent	Date	Score		Total		3-Pointers		Free throws		Rebounds										
				fg-fga	pct	3fg-fga	pct	ft-fta	pct	off	def	tot	avg	pf	a	t/o	blk	stl	pts	avg
EAST TENNESSEE STAT	11/06/18	74-68	W	22-57	.386	9-24	.375	21-29	.724	15	24	39	39.0	18	9	13	10	7	74	74.0
at Montana	11/9/18	74-81	L	28-72	.389	6-19	.316	12-24	.500	21	25	46	42.5	31	8	12	5	11	74	74.0
MERCER	11/13/18	62-60	W	23-54	.426	15-35	.429	1-6	.167	7	24	31	38.7	15	13	14	5	7	62	70.0
vs St. Bonaventure	11/19/18	75-65	W	30-59	.508	6-17	.353	9-12	.750	9	26	35	37.8	16	15	12	7	13	75	71.2
vs Creighton	11/20/18	68-93	L	24-61	.393	4-19	.211	16-27	.593	16	24	40	38.2	16	8	18	3	6	68	70.6
vs Georgia	11/21/18	91-67	W	34-61	.557	14-25	.560	9-16	.563	7	20	27	36.3	16	19	8	2	7	91	74.0
at Tulane	11/28/18	80-76	W	27-58	.466	12-28	.429	14-22	.636	11	22	33	35.9	15	13	11	8	8	80	74.9
at Liberty	12/01/18	52-78	L	20-50	.400	2-16	.125	10-19	.526	6	15	21	34.0	15	7	10	3	9	52	72.0
at Alabama	12/4/18	83-80	W	30-66	.455	8-23	.348	15-20	.750	7	30	37	34.3	23	10	10	1	6	83	73.2
CHATTANOOGA	12/12/18	95-88	W	30-52	.577	10-23	.435	25-35	.714	5	28	33	34.2	22	17	10	5	6	95	75.4
Georgia State		754		268-590	.454	86-229	.376	132-210	.629	104	238	342	34.2	187	119	118	49	80	754	75.4
Opponents		756		267-600	.445	97-273	.355	125-191	.654	131	262	393	39.3	185	147	147	38	46	756	75.6

Games played: 10
Points/game: 75.4
FG Pct: 45.4
3FG Pct: 37.6
FT Pct: 62.9

Rebounds/game: 34.2
Assists/game: 11.9
Turnovers/game: 11.8
Assist/turnover ratio: 1.0
Steals/game: 8.0
Blocks/game: 4.9

2018-19 Georgia State Basketball
Georgia State Opponent Game-by-Game (as of Dec 12, 2018)
All games

OPPONENT STATISTICS

Opponent	Date	Score		Total		3-Pointers		Free throws		Rebounds										
				fg-fga	pct	3fg-fga	pct	ft-fta	pct	off	def	tot	avg	pf	a	t/o	blk	stl	pts	avg
EAST TENNESSEE STAT	11/06/18	74-68	W	26-74	.351	4-23	.174	12-18	.667	27	22	49	49.0	24	12	13	4	5	68	68.0
at Montana	11/9/18	74-81	L	24-55	.436	5-25	.200	28-43	.651	15	28	43	46.0	20	13	14	5	6	81	74.5
MERCER	11/13/18	62-60	W	23-58	.397	7-26	.269	7-10	.700	11	28	39	43.7	14	14	14	1	3	60	69.7
vs St. Bonaventure	11/19/18	75-65	W	21-58	.362	12-27	.444	11-18	.611	15	22	37	42.0	14	11	18	5	4	65	68.5
vs Creighton	11/20/18	68-93	L	36-66	.545	14-32	.438	7-13	.538	10	28	38	41.2	21	22	15	6	6	93	73.4
vs Georgia	11/21/18	91-67	W	25-53	.472	5-18	.278	12-17	.706	10	26	36	40.3	14	13	18	4	5	67	72.3
at Tulane	11/28/18	80-76	W	28-58	.483	10-25	.400	10-13	.769	10	23	33	39.3	20	18	15	3	4	76	72.9
at Liberty	12/01/18	52-78	L	27-52	.519	13-25	.520	11-14	.786	12	29	41	39.5	16	17	16	1	6	78	73.5
at Alabama	12/4/18	83-80	W	26-56	.464	10-28	.357	18-31	.581	8	33	41	39.7	18	10	10	8	5	80	74.2
CHATTANOOGA	12/12/18	95-88	W	31-70	.443	17-44	.386	9-14	.643	13	23	36	39.3	24	17	14	1	2	88	75.6
Opponents		756		267-600	.445	97-273	.355	125-191	.654	131	262	393	39.3	185	147	147	38	46	756	75.6
Georgia State		754		268-590	.454	86-229	.376	132-210	.629	104	238	342	34.2	187	119	118	49	80	754	75.4

Games played: 10
Points/game: 75.6
FG Pct: 44.5
3FG Pct: 35.5
FT Pct: 65.4

Rebounds/game: 39.3
Assists/game: 14.7
Turnovers/game: 14.7
Assist/turnover ratio: 1.0
Steals/game: 4.6
Blocks/game: 3.8