

# GEORGIA STATE SPORTS COMMUNICATIONS

Georgia State Stadium, 755 Hank Aaron Drive, Atlanta, GA 30315  
 Mike Holmes, Associate Athletics Director  
 Office: 404.413.4033 • Cell: 404.259.9716 • Email: rholmes@gsu.edu  
 GeorgiaStateSports.com | Twitter: @GeorgiaStateMBB



## Game 4 - CAYMAN ISLANDS CLASSIC: GEORGIA STATE (2-1) vs. ST. BONAVENTURE (1-2) November 19, 2018, 5 p.m. • John Gray Gymnasium • George Town, Cayman Islands TV: Stadium (Facebook) • Radio: WAOK-AM 1380

### 2018-19 RECORDS

Georgia State: 2-1, 0-0 Sun Belt  
 H: 2-0, A: 0-1, N: 0-0  
 St. Bonaventure: 1-2, 0-0 A-10  
 H: 1-1, A: 0-1, N: 0-0

### HEAD COACH

Ron Hunter (Miami (Ohio), 1986)  
 GSU: 149-86 (8th Yr.)  
 Career: 423-305 (25th Yr.)

### SERIES RECORDS

All-time series: First Meeting

### GEORGIA STATE ON THE AIR

Radio: WAOK-AM 1380  
 PbP: Dave Cohen (36th Year)

Internet: Live stats at GeorgiaStateSports.com

Television: Stadium (Facebook)  
 PbP: Noah Coslov  
 Color: Doug Gottlieb and Tim Scarborough  
 Sideline: Kristen Balboni

### GET READY FOR THE GAME...

- Georgia State made its second NCAA Tournament in the last four years in 2018 and returns four of five starters from the 2017-18 squad.
- Georgia State and St. Bonaventure will square off for the first time on Monday.
- The Cayman Islands Classic features four teams that made the 2018 NCAA Tournament and if the bracket fell correctly, the Panthers could face the other three teams in three days.
- Under Ron Hunter, the Panthers have played in six MTE's going a combined 11-11 in those events. Two years ago, GSU won the Mayan Division of the Cancun Challenge.
- The Panthers have 13 wins over current members of the A-10, including a 1-1 mark last year with a win at UMass and an overtime loss at Dayton.
- Georgia State is looking to improve to 3-1 for the third time in the last four years.
- Last time out, Jeff Thomas scored career-highs with 30 points and 8 3-pointers against Mercer. The 8 treys are tied for the seventh-most in school history.
- Against Mercer, Georgia State went 15-of-35 from 3-point range. The 15 treys are tied for the eighth-most in school history, while the 35 attempts are tied for the seventh-most.
- In the latest CollegeInsider.com Mid-Major Top 25 poll, Georgia State was ranked No. 15.
- Since the start of the 2013-14 season, Georgia State has won more games (112) than any other NCAA Division I team in Georgia. Only one other program has 100 wins.
- Georgia State could face as many as six 2018 NCAA Tournament teams this season. The Nov. 9 game at Montana was first on the list and Georgia State's next opponent, St. Bonaventure, is No. 2. GSU also has games at Alabama and Kansas State on the list.
- Since returning to the Sun Belt in 2013-14, Georgia State has finished in the top two of the final regular season conference standings four times.
- Junior D'Marcus Simonds was named the Sun Belt Preseason Player of the Year after earning AP All-America Honorable Mention recognition last season. He also earned Sun Belt Player of the Week honors on Tuesday.
- Jeff Thomas has made 155 3-pointers in his career, ranked No. 8 on GSU's all-time list for treys.
- GSU is one of just 13 programs in the country to feature two assistant coaches who have NCAA D1 head coach experience (McCallum - Ball State/Houston/Detroit and Williams - Tennessee State).
- GSU was one of just 13 schools in the country to win a bowl game and advance to the NCAA Tournament last year. Only three schools (GSU, Marshall and New Mexico State) are non-Power 5 programs.

### PROBABLE STARTERS

Pos	#	Name	Ht	Wt	Cl.	PPG	RPG	Notes
G	15	D'Marcus Simonds	6-3	195	Jr.	22.3	4.7	Named Sun Belt Player of the Week on Tuesday
G	12	Kane Williams	6-3	190	So.	9.3	3.0	Scored career-high 17 points at Montana
G	1	Damon Wilson	6-5	200	R-Jr.	3.7	5.7	Grabbed team-high 11 rebounds in season opener
F	2	Malik Benlevi	6-6	225	Sr.	9.0	7.3	Double-double (12 pts./10 rebs.) against ETSU
F	30	Jeff Thomas	6-5	190	Sr.	19.3	4.3	Scored career-highs with 30 pts. and 8 treys vs. Mercer

### RESERVES

F	0	Kavonte Ivery	6-7	230	Fr.	0.0	0.7	Has come off the bench in the first three games
G	10	Nelson Phillips	6-4	175	Fr.	3.0	4.7	Finished with 9 pts. & 7 rebounds at Montana
F	14	Chris Clerkley	6-9	235	Jr.	1.0	1.0	2 pts., 2 rebounds, 2 blocks in 7 minutes at Montana
F	20	Josh Linder	6-9	205	So.	2.0	2.0	Finished with 4 pts., 3 rebounds in 4 minutes at Montana
F	21	James Wall	6-8	190	Fr.	-	-	Two-time letterwinner at Creekview HS
G	24	Devin Mitchell	6-4	190	Sr.	-	-	All-SBC Preseason Second Team
G	35	Matt Chism	6-3	185	So.	-	-	Played in 13 games last year, went 3-of-3 from the floor
F	50	Jordan Tyson	6-9	215	Sr.	1.3	3.7	Grabbed at least three boards in each of first three games



## 2018-19 SCHEDULE

Date	Opponent	Time/Result
Nov. 1	GEORGIA COLLEGE (Exh.)	W, 78-58
Nov. 6	EAST TENNESSEE STATE (ESPN+)	W, 74-68
Nov. 9	at Montana (PLUTO-TV)	L, 74-81
Nov. 13	MERCER (ESPN+)	W, 62-60
<i>Cayman Islands Classic</i>		
Nov. 19	vs. St. Bonaventure (Stadium)	5 p.m.
Nov. 20	vs. Boise St./Creighton (Stadium)	5/7:30 p.m.
Nov. 21	vs. TBA (Stadium)	TBA
Nov. 28	at Tulane	1 p.m.
Dec. 1	at Liberty	6 p.m.
Dec. 4	at Alabama (SECN+)	8 p.m.
Dec. 12	CHATTANOOGA (ESPN+)	7 p.m.
Dec. 15	at Kansas State (Fox Sports KC)	8 p.m.
Dec. 19	UNC WILMINGTON (ESPN+)	7 p.m.
Dec. 29	MIDDLE GEORGIA STATE (ESPN+)	1 p.m.
Jan. 3	at UT Arlington * (ESPN+)	8 p.m.
Jan. 5	at Texas State *	5 p.m.
Jan. 10	LOUISIANA * (ESPN+)	7 p.m.
Jan. 12	UL MONROE * (ESPN+)	1 p.m.
Jan. 17	at South Alabama * (ESPN+)	8 p.m.
Jan. 19	at Troy * (ESPN+)	7 p.m.
Jan. 24	TEXAS STATE * (ESPN+)	7 p.m.
Jan. 26	UT ARLINGTON * (ESPN+)	1 p.m.
Feb. 2	GEORGIA SOUTHERN * (ESPN+)	1 p.m.
Feb. 6	at UL Monroe * (ESPN+)	8 p.m.
Feb. 8	at Louisiana * (ESPN2)	9 p.m.
Feb. 13	TROY * (ESPN+)	7 p.m.
Feb. 15	SOUTH ALABAMA * (ESPN+)	1 p.m.
Feb. 21	at Appalachian State * (ESPN+)	7 p.m.
Feb. 23	at Coastal Carolina * (ESPN+)	2 p.m.
Feb. 28	ARKANSAS STATE * (ESPN+)	7 p.m.
March 2	LITTLE ROCK * (ESPN+)	1 p.m.
March 9	at Georgia Southern * (ESPN+)	5 p.m.
<i>Sun Belt Championship</i>		
March 13-17	New Orleans, La.	

\*Sun Belt game

## GENERAL INFORMATION

Full Name .....	Georgia State University
Location .....	Atlanta, Ga.
Founded .....	1913
Enrollment.....	50,000
Nickname .....	Panthers
Colors.....	Blue and White
Arena.....	Georgia State Sports Arena
Capacity .....	3,854
Affiliation.....	NCAA Division I
Conference .....	Sun Belt
President.....	Mark P. Becker
Athletics Director .....	Charlie Cobb

## BASKETBALL HISTORY

First Season of NCAA Basketball.....	1963-64
All-Time Record.....	611-926
NCAA Tournament Appearances .....	4
..... (2018, 2015, 2001, 1991)	
NIT Appearances.....	2 (2014, 2002)
CIT Appearances.....	2 (2017, 2012)
Conference Titles (Reg. Season).....	5
..... (2015, 2014, 2002, 2001, 2000)	
Conference Tournament Titles.....	4
..... (2018, 2015, 2001, 1991)	

- Head coach Ron Hunter, Georgia State's all-time leader in wins, enters tonight's game with two wins shy of 150 for his career at GSU.
- Hunter has led the Panthers to four of the seven most successful seasons in program history, including a pair of 25-win seasons and 24 wins last year.

## GOING FOR A THIRD

Since joining the Sun Belt five years ago, Georgia State has won two conference regular season titles, finished as a regular season runner-up twice, advanced to three conference tournament finals, and won two tournament titles in New Orleans.

Over the five-year stretch, the Panthers are 53-23 in Sun Belt Conference regular season games.

## BRINGING MARCH MADNESS TO NOVEMBER AND DECEMBER

Georgia State will face a minium of four teams that played in the NCAA Tournament last year during the non-conference slate. It began on Nov. 9, at Montana as the Panthers lost a hard-fought game 81-74. The Panthers will also face St. Bonaventure (Monday), Alabama, and Kansas State that made the Big Dance last year. Georgia State could also face Clemson and Creighton in the Cayman Islands Classic which would bring that number to six, among the most in the nation.

## LAST TIME OUT

Jeff Thomas set career-highs with 30 points and eight 3-pointers as Georgia State held on for a 62-60 win over in-state rival Mercer on Tuesday at GSU Sports Arena.

Georgia State led by as many as 19 points in the second half, but Mercer fought back, cutting the lead to two with under a minute to play. After a missed free-throw by Damon Wilson, Djordje Dimitrijevic missed a 3-pointer that could have won the game for Mercer in the closing seconds. D'Marcus Simonds secured the rebound and the win for the Panthers.

Thomas finished the game 11-of-17 from the floor and 8-of-13 from 3-point range along with five assists. The eight 3-pointers are tied for the sixth-most in a single game in program history.

Simonds, fresh off earning Sun Belt Player of the Week honors for the fourth time in his career, added 16 points. With this performance, he moved into 12th place in program history in career-points scored, passing Thomas Terrell, who was recently inducted into the GSU Athletics Hall of Fame.

## TOURNAMENT SUCCESS

For the seventh time in eight years under Ron Hunter, GSU will play in a non-conference tournament with the eight-team Cayman Islands Classic on the schedule for this year.

### Non-Conference Tournament Records under Hunter

Year	Record	Tournament
2017-18	2-2	MGM Grand Main Event
2016-17	2-2	Cancun Challenge (Won Mayan Division)
2014-15	3-1	CBE Hall of Fame Classic
2013-14	1-3	NIT Season Tip-off
2012-13	3-1	Coaches vs. Cancer Classic
2011-12	0-3	World Vision Classic
<b>Total:</b>	<b>11-11</b>	

## GEORGIA STATE VS. THE CURRENT A-10

Georgia State faced a pair of A-10 Conference opponents last year, going 1-1. Although the Panthers have only played about half the league, they have had some success, including a win over then No. 15-ranked St. Joseph's in 2001 which is the highest ranked opponent Georgia State has ever defeated.

Here is a list of the current A-10 teams and how GSU has fared:

	Record	Last Meeting
Dayton.....	0-1	12/16/17, L, 88-83
George Mason.....	3-10	2/6/13, W, 78-60
UMass .....	1-1	12/20/17, W, 71-63
Rhode Island .....	1-1	12/22/12, L, 65-60
Saint Louis .....	1-1	1/4/82, W, 77-70

## Georgia State Men's Basketball Notes (page 3)

St. Joseph's..... 1-0.....12/21/01, W, 95-90  
VCU ..... 6-20..... 1/28/12, L, 59-58  
**Total ..... 13-34**

### **PRESEASON PLAYER OF THE YEAR**

Junior D'Marcus Simonds was named the Sun Belt Preseason Player of the Year after earning the league's top award to finish the 2017-18 season. In the last five years, Georgia State has earned the league's top postseason award three times as Simonds joined R.J. Hunter (2013-14 and 2014-15) as the only Panthers to garner the recognition. Last year Simonds led the league in scoring (21.2) and was second in minutes played (34.9), third in steals (1.7), fourth in assists (4.5) and sixth in field goal percentage (46.0).

### **FROM WAY DOWNTOWN**

Senior Devin Mitchell earned All-Sun Belt Preseason Second Team honors a year after earning All-Sun Belt Third Team honors. Mitchell finished last season with 98 3-pointers, second-most in school history and just two shy of R.J. Hunter's school record 100 treys.

### **PLAYER OF THE WEEK**

Junior D'Marcus Simonds continued to garner attention after just the first week of the season earning Sun Belt Player of the Week honors on Nov. 13.

In two games to start the season, Simonds averaged 25.5 points in a win over ETSU and tough loss at Montana. It marked the fourth time in his career that Simonds has won the weekly award.

### **SCORING SENSATION**

After his 16-point performance against Mercer, junior D'Marcus Simonds moved into 12th-place on Georgia State's career scoring list with 1,197 points. He enters tonight just 15 points shy of Kevin Morris for No. 11 on the list and 17 points shy of Zavian Smith to move into the top 10. He needs 623 more points this season to break R.J. Hunter's school record of 1,819 career points. (For a full list, see page 5).

### **HOME SWEET HOME**

When coach Ron Hunter took over the Panthers, one of the first things he proclaimed was that the GSU Sports Arena would become one of the toughest places in the country. So far, he has been correct. The Panthers are 70-17 in the comfy confines of the Sports Arena since his arrival.

The Panthers have gone 60-10 at home the last five-plus seasons. During that span, Georgia State put together an 18-game winning streak which ranks second-longest in school history.

### **HEAD OF THE CLASS**

Ron Hunter became the all-time winningest coach at Georgia State in 2016-17 and now has 149 victories in seven-plus seasons. He has shattered every wins mark in school history with the exception of the single-season record of 29 wins held by Charles "Lefty" Driesell.

Hunter surpassed Bob Reinhart for the record on Dec. 10, 2016. Ironically, Reinhart, now a scout for the Miami Heat, was in the building when Hunter tied the record.

### **HALL OF FAME WORTHY**

Head coach Ron Hunter was inducted into the Miami Univer-



sity Cradle of Coaches in October. Hunter starred for the program in the early 80's leading them to three NCAA tournaments in four years.

### **ELITE GROUP**

When head coach Ron Hunter won his 108th game at GSU in 2016, he joined an elite group of coaches who are considered the all-time wins leader at multiple schools. Hunter coached IUPUI for 17 years and is still the all-time wins leader for the Jaguars. The list of coaches who lead at multiple schools includes:

Ronnie Arrow - Texas A&M-CC and South Alabama  
Jim Calhoun - Northeastern and Connecticut  
Leonard Hamilton - Miami (Fla.) and Florida State  
Lou Henson - New Mexico State and Illinois  
Ron Hunter - IUPUI and Georgia State  
Gregg Marshall - Winthrop and Wichita State  
Johnny Orr - Michigan and Iowa State

### **TONIGHT'S OPPONENT**

Georgia State and St. Bonaventure will meet for the first time on Monday night. Both teams made the 2018 NCAA Tournament.

### **ON TO THE PROS**

Under head coach Ron Hunter, the number of former Georgia State players to go on to play professionally has greatly increased.

Three years ago, R.J. Hunter was selected with the 28th pick in the first round of the NBA Draft by the Boston Celtics. He is currently with the Atlanta Hawks G-League affiliate along with Jeremy Hollowell.

Also from three years ago, Ryan Harrow went to play overseas in Greece and is now in Italy. Curtis Washington has already played professionally in Hong Kong before going to Argentina and seeing action in the NBDL. Kevin Ware has gone on to play in Finland.

From last year's squad, both Isaiah Williams and Jordan Session are enjoying success overseas.

### **SEEN WORLDWIDE**

For the fourth-straight year, all Georgia State home games will air live on the ESPN family of networks which this season includes ESPN+. With the program's rise, nearly every game will be seen worldwide this year. Of the Panthers 31 scheduled games, 28 are currently scheduled to air live.

Among the highlights will be the game at Alabama (SEC Network+) and at Louisiana (ESPN2). The Cayman Islands Classic is scheduled to air on Stadium, while the road game at Kansas State will be on Fox Sports KC.

### **GOING BAREFOOT**

Coach Ron Hunter will once again coach a game barefoot in support of Samaritan's Feet this season. This year it come on Jan. 24 against Texas State.

The Panthers are 7-0 when Hunter has gone without socks and shoes to raise awareness for the 300 million children around the world without shoes. This marked the 12th straight year Hunter has gone barefoot for a game dating back to his days at IUPUI.

As part of his work with Samaritan's Feet, Georgia State has traveled to South Africa (2012), Costa Rica (2014), Dominican

## Georgia State Men's Basketball Notes (page 4)



Republic (2016) and Spain (2018) to take part in shoe distributions with the organization.

### WHAT'S IN A COLOR

Georgia State has three different color jerseys this year, including a new gray alternate jersey color. Last year the Panthers were 15-3 wearing white last year, 9-6 in black and 0-2 in blue.

#### **Color.....Record.....Last worn**

White.....2-0.....W, vs. Mercer  
Grey.....0-1.....L, at Montana  
Blue.....0-0.....-

### BEST OF THE PEACH STATE

Since the start of the 2013-14 season, Georgia State has been the best program in the state of Georgia. A total of seven Division I programs reside in the Peach State. Just check out the records, the numbers do not lie. (Thru Nov. 15)

	18-19	17-18	16-17	15-16	14-15	13-14	Total
GSU.....	2-1	24	20	16	25	25	112-56
Mercer.....	1-2	19	15	19	19	27	100-74
UGA.....	1-1	18	19	20	21	20	99-70
GS.....	2-0	21	18	14	22	15	89-71
GT.....	1-1	13	21	21	12	16	84-87
SSU.....	2-2	15	13	16	9	13	68-92
KSU.....	1-2	10	14	11	10	6	52-107

### 717 AND COUNTING

Georgia State has made at least one 3-point field goal in 717 straight games, dating back to the 1994-95 season. The last team to hold the Panthers without a trey was Stetson on Feb. 18, 1995. The streak is currently the 22nd-longest in the country.

### NEXT UP

Georgia State will continue the Cayman Islands Classic on

Tuesday facing either Boise State or Creighton. The game will tip at either 5 p.m. or 7:30 p.m. and air live on Stadium (Facebook).

### SINGLE GAME TOP MARKS

Georgia State has already had several top single game marks this season, including senior Jeff Thomas knocking down eight

#### **MOST 3-POINT FIELD GOALS**

12	R.J. Hunter at UTSA (19 att.).....	12-22-13
10	Devin Mitchell at Little Rock (13 att.).....	2-3-18
10	R.J. Hunter vs. Old Dominion (15).....	2-2-13
9	Thomas Terrell at Jacksonville (12).....	1-08-01
9	Anton Reese at Kansas State (18).....	11-29-98
9	Kevin Morris vs. VCU (11).....	12-22-98
8	<b>Jeff Thomas vs. Mercer (13).....</b>	<b>11-13-18</b>
8	Thomas Terrell vs. Florida Atlantic (10).....	2-8-02
8	Thomas Terrell at Troy (15).....	2-16-02
7	13x, most recent: Devin Mitchell at UT Arlington (12)...	2-24-18

#### **3-PT FIELD GOALS MADE**

21	vs. West Florida, 12-31-03 (t14th NCAA)
19	at UTSA, 12-22-14
17	vs. UL Monroe, 2-10-18
16	at UMass, 12-20-17
16	vs. Old Dominion, 2-2-13
16	vs. Troy, 3-3-01
16	at Troy, 1-13-05
15	<b>vs. Mercer, 11-13-18</b>

#### **3-PT FG ATTEMPTED**

41	vs. Troy, 1-26-05 (made 14)
40	vs. Troy, 3-03-01 (made 16)
38	vs. ULM, 2-10-18 (made 17)
38	vs. Troy, 1-29-01 (made 13)
37	at UTA, 2-24-18 (made 15)
36	vs. West Fla., 12-31-03 (made 21)
35	<b>vs. Mercer, 11-13-18 (made 15)</b>
35	vs. Carver, 11-10-17 (made 10)





## CAREER RECORD WATCH

## POINTS

Player	Years	Pts.
1. R.J. Hunter	2012-15 (3)	1,819
2. Rodney Hamilton	1994-98 (4)	1,515
3. Terrence Brandon	1991-96 (4)	1,479
4. Devonta White	2010-14 (4)	1,393
5. Chavelo Holmes	1981-86 (4)	1,375
6. James Andrews	1985-89 (3)	1,279
7. Phillip Luckydo	1990-92 (2)	1,254
8. Leonard Mendez	2005-09 (4)	1,238
9. Nate Williams	2001-04 (3)	1,222
10. Zavian Smith	1989-94 (4)	1,214
11. Kevin Morris	1998-01 (3)	1,212
12. D'Marcus Simonds	2016- (2+)	1,197
13. Thomas Terrell	2000-02 (2)	1,193
14. Shellord Pinkett	1994-98 (4)	1,176
15. Ryan Harrow	2013-15 (2)	1,134
16. Lamont McIntosh	2000-04 (4)	1,074
17. Jim Jacobs	1965-69 (3)	1,059
18. Trae Goldston	2006-10 (4)	1,041
19. Travis Williams	1992-96 (4)	1,017
20. Chris Collier	1989-91 (2)	1,012
21. Lanard Copeland	1985-89 (4)	977
22. Anton Reese	1998-00 (2)	968
23. Shernard Long	1999-01 (2)	964
24. Jeremy Hollowell	2015-17 (2)	943
25. Manny Atkins	2011-14 (2)	929
26. Jihad Ali	2007-12 (4)	923

## 3-POINT FIELD GOALS

Player	Years	3FG
1. R.J. Hunter	2012-15 (3)	253
2. Shellord Pinkett	1994-98 (4)	240
3. Trae Goldston	2006-10 (4)	196
4. Thomas Terrell	2000-02 (2)	177
5. Leonard Mendez	2005-09 (4)	167
6. Anton Reese	1998-00 (2)	165
7. Kevin Morris	1998-01 (3)	160
8. Jeff Thomas	2015- (3+)	155
9. Kevin Thomas	2003-05 (2)	137
10. Devin Mitchell	2015- (3)	132
11. Herman Favors	2003-06 (4)	130

## 3-POINT FIELD GOAL ATTEMPTS

Player	Years	3FGA
1. R.J. Hunter	2012-15 (3)	715
2. Shellord Pinkett	1994-98 (4)	637
3. Trae Goldston	2006-10 (4)	531
4. Kevin Morris	1998-01 (3)	478
5. Thomas Terrell	2000-02 (2)	431
6. Leonard Mendez	2005-09 (4)	417
7. Anton Reese	1998-00 (2)	412
8. Jeff Thomas	2015- (3+)	395
9. Devonta White	2010-14 (4)	388
10. Kevin Thomas	2003-05 (2)	366
11. Herman Favors	2003-06 (4)	357

## 3-POINT FG PERCENTAGE

Minimum 50 3-Pt. FG Made

Player	Years	Pct.
1. Marcus Brown (80-178) ...	2003-05 (2)	.449
2. Manny Atkins (129-304) ...	2012-14 (2)	.424
3. Devin Mitchell (132-314) ...	2015- (3)	.420
4. Leonard Mendez (167-417) ...	2005-09 (4)	.400
Anton Reese (165-412) ...	1998-00 (2)	.400
6. Jeff Thomas (155-395) ...	2015- (3+)	.392
7. Thomas Terrell (177-453) ...	2000-02 (2)	.391
8. Malik Benlevi (112-288) ..	2015- (3+)	.389
9. James Andrews (72-186) ...	1987-89 (3)	.387
10. Shellord Pinkett (240-637) ...	1994-98 (4)	.377

## CAREER WINS

Player	Wins
1. Ryann Green	87
2. Jordan Session	85
3. Lamont McIntosh	83
Donnie Davis	83
5. Markus Crider	81
T.J. Shipes	81
7. Isaiah Dennis	80
8. Devonta White	74
Rashaad Richardson	74
NR Malik Benlevi	62
Jeff Thomas	62

## GAMES PLAYED

Player	Years	G
1. Markus Crider	2012-16 (4)	129
2. Jordan Session	2014-18 (4)	128
3. Jihad Ali	2007-12 (4)	126
4. James Fields	2008-12 (4)	124
5. Trae Golston	2006-10 (4)	122
6. Rashad Chase	2005-09 (4)	120
7. Devonta White	2010-14 (4)	119
8. Lamont McIntosh	2000-04 (4)	118
9. Rashaad Richardson	2010-14 (4)	117
James Vincent	2009-13 (4)	117
11. Donnie Davis	1998-02 (4)	115
NR Jeff Thomas	2015- (3+)	101
Malik Benlevi	2015- (3+)	99

## CONSECUTIVE WINNING SEASONS

5	2013-14, 2014-15, 2015-16, 2016-17, 2017-18
5	1997-98, 1998-99, 1999-00, 2000-01, 2001-02
2	1990-91, 1991-92



TEAM SUPERLATIVES	ALL GAMES	SUN BELT GAMES
Most Points Scored	74	East Tennessee State, 11/6/18 at Montana, 11/9/18
Fewest Points Scored	62	Mercer, 11/13/18
Most Points Allowed	84	at Montana, 11/9/18
Fewest Points Allowed	60	Mercer, 11/13/18
Most Points Scored - Half	42	East Tennessee State, 11/6/18 (2nd Half)
Fewest Points Scored - Half	22	Mercer, 11/13/18 (2nd Half)
Most Points Allowed - Half	48	at Montana, 11/9/18 (2nd Half)
Fewest Points Allowed - Half	25	Mercer, 11/13/18 (1st Half)
Margin of Victory	6	East Tennessee State, 11/6/18
Margin of Defeat	7	at Montana, 11/9/18
Field Goals Made	28	at Montana, 11/9/18
Fewest Field Goals Made	22	East Tennessee State, 11/6/18
FG Attempts	72	at Montana, 11/9/18
Highest FG%	42.6	Mercer, 11/13/18 (23-54)
Lowest FG%	38.6	East Tennessee State, 11/6/18 (22-57)
Lowest FG% Allowed	35.1	East Tennessee State, 11/6/18 (26-74)
3-Pt Field Goals Made	15	Mercer, 11/13/18
3-Pt Field Goal Attempts	35	Mercer, 11/13/18
3-Pt FG% (Minimum 3 made)	42.9	Mercer, 11/13/18 (15-35)
Free Throws Made	21	East Tennessee State, 11/6/18
Free Throw Attempts	29	East Tennessee State, 11/6/18
Free Throw %	72.4	East Tennessee State, 11/6/18
Rebounds	46	at Montana, 11/9/18
Rebound Margin	+3	at Montana, 11/9/18
Assists	13	Mercer, 11/13/18
Steals	11	at Montana, 11/9/18
Most Turnovers	14	Mercer, 11/13/18
Fewest Turnovers	12	at Montana, 11/9/18
Blocked Shots	10	East Tennessee State, 11/6/18
Most Fouls	31	at Montana, 11/9/18
Fewest Fouls	15	Mercer, 11/13/18

INDIVIDUAL SUPERLATIVES	ALL GAMES	SUN BELT GAMES
Most Points Scored	30	D'Marcus Simonds at Montana, 11/9/18 Jeff Thomas vs. Mercer, 11/13/18
Field Goals Made	11	D'Marcus Simonds at Montana, 11/9/18 Jeff Thomas vs. Mercer, 11/13/18
FG Attempts	24	D'Marcus Simonds at Montana, 11/9/18
FG% (minimum 5 made)	64.7	Jeff Thomas vs. Mercer, 11/13/18 (11-17)
3-Pt Field Goals Made	8	Jeff Thomas vs. Mercer, 11/13/18 (8-13)
3-Pt Field Goal Attempts	13	Jeff Thomas vs. Mercer, 11/13/18 (8-13)
Free Throws Made	9	Jeff Thomas vs. East Tennessee State, 11/6/18
Free Throw Attempts	12	Kane Williams at Montana, 11/9/18
Rebounds	11	Damon Wilson vs. East Tennessee State, 11/6/18
Assists	5	Kane Williams at Montana, 11/9/18 Jeff Thomas vs. Mercer, 11/13/18
Steals	2	Damon Wilson vs. East Tennessee State, 11/6/18 Kane Williams vs. East Tennessee State, 11/6/18 Malik Benlevi at Montana, 11/9/18 Jeff Thomas at Montana, 11/9/18 Damon Wilson at Montana, 11/9/18 D'Marcus Simonds at Montana, 11/9/18 Malik Benlevi vs. Mercer, 11/13/18 Damon Wilson vs. Mercer, 11/13/18
Blocked Shots	4	Jeff Thomas vs. East Tennessee State, 11/6/18



## SERIES RESULTS VS. SUN BELT TEAMS

### Appalachian State 4-5

H: 3-1 • A: 1-4 • N: 0-0 • SBC: 4-3

12/12/88.....	H	L	84-86
12/2/89.....	A	L	69-110
1/17/15.....	A	L	69-74
2/21/15.....	H	W	87-43
1/21/16.....	A	L	67-76
2/27/16.....	H	W	83-70
1/23/17.....	H	W	83-72
2/11/17.....	A	L	72-77
1/11/18.....	A	W	71-58

### Arkansas State 9-3

H: 4-1 • A: 4-2 • N: 1-0 • SBC: 8-2

12/9/95.....	A	W	72-57
12/19/95.....	H	L	67-74
1/16/14.....	H	W	73-72
3/4/14.....	ot.	A	W 79-76
3/15/14 *	N	W	72-45
1/19/15.....	A	W	60-54
1/31/15.....	H	W	74-43
1/29/16.....	ot.	A	L 69-75
2/20/16.....	H	W	69-61
2/27/17.....	A	L	67-78
1/6/18.....	H	W	79-75
2/1/18.....	A	W	77-66

\* Conference Tournament

### Coastal Carolina 2-3

H: 1-1 • A: 1-2 • N: 0-0 • SBC: 2-1

12/22/07.....	A	L	68-79
12/20/08.....	H	L	52-69
1/21/17.....	H	W	76-56
2/13/17.....	A	L	64-65
1/13/18.....	A	W	72-58

### Georgia Southern 20-36

H: 12-10 • A: 6-26 • N: 2-1 • SBC: 6-4

2/19/72.....	A	L	55-103
3/1/72.....	A	L	77-107
2/19/73.....	H	L	62-79
2/24/73.....	OT	A	W 97-96
2/20/74.....	A	L	91-126
3/1/74.....	H	L	71-89
12/7/75.....	H	W	69-59
1/16/75.....	A	L	73-82
12/8/75.....	A	W	83-72
2/14/76.....	H	W	107-88
1/15/77.....	H	L	65-83
2/21/77.....	A	L	75-81
11/30/77.....	H	L	73-75
1/9/78.....	A	L	83-88
11/27/78.....	H	L	68-86
1/20/79.....	A	L	79-81
12/8/79.....	A	L	66-70
2/13/80.....	H	W	96-68
12/6/80.....	H	W	81-69
1/14/81.....	A	L	71-80
1/10/85.....	H	L	61-77
2/7/85.....	A	L	50-77
3/2/85.....	A	L	61-109
1/9/86.....	A	L	77-91
2/6/86.....	H	L	62-66
1/3/87.....	H	L	79-85
2/5/87.....	A	W	73-68
1/7/88.....	A	L	60-80
2/11/88.....	H	L	65-73

3/10/88 *	A	L	55-71
1/5/89.....	A	L	93-100
2/2/89.....	H	L	90-95
1/27/90.....	H	L	66-68
2/22/90.....	A	L	66-78
1/17/91.....	H	W	73-72
2/14/91.....	OT	A	W 90-86
1/11/92.....	H	L	87-88
2/8/92.....	A	L	84-91
3/11/92 *	A	L	82-95
12/12/95.....	H	W	60-58
12/21/96.....	A	W	68-49
12/22/09.....	H	W	85-65
12/22/10.....	OT	A	L 72-74
12/22/11.....	H	W	72-52
12/29/12.....	OT	A	L 64-68
12/20/13.....	H	W	73-61
2/5/15.....	A	L	54-58
3/7/15.....	H	W	72-55
3/15/15 *	N	W	38-36
1/19/16.....	OT	H	W 69-66
2/23/16.....	A	L	52-54
12/31/16.....	A	L	65-88
3/4/17.....	H	W	72-67
1/20/18.....	H	W	83-66
2/16/18.....	A	L	80-85
3/10/18.....	N	W	73-67

\* Conference Tournament

### Little Rock 7-19

H: 3-8 • A: 3-9 • N: 1-2 • SBC: 6-3

12/8/84 (1).....	N	L	68-76
1/3/85.....	A	L	79-89
1/31/85.....	H	L	64-68
1/23/86.....	H	L	78-82
2/24/86.....	A	L	65-86
3/1/86 *	N	L	82-115
1/19/87.....	OT	A	L 86-89
2/19/87.....	H	L	54-57
1/21/88.....	A	L	86-92
2/25/88.....	H	L	62-71
1/26/89.....	H	L	91-102
2/25/89.....	A	L	79-107
1/20/90.....	A	L	87-110
2/15/90.....	H	L	57-102
1/10/91.....	A	L	67-75
2/7/91.....	H	L	66-81
3/7/91 *	N	W	80-60
1/18/14.....	H	W	99-73
2/6/14.....	A	W	68-57
1/3/15.....	H	W	82-69
2/26/15.....	A	L	83-92
1/30/16.....	A	L	53-63
2/18/16.....	H	L	49-57
2/25/17.....	A	W	71-54
1/4/18.....	H	W	73-64
2/3/18.....	A	W	81-51

1-Champion Holiday Classic, Missoula, Mont.

\* Conference Tournament

### Louisiana 11-5

H: 6-1 • A: 3-3 • N: 2-1 • SBC: 9-3

11/28/04.....	H	W	85-78
12/20/04.....	A	L	50-67
11/29/05.....	H	W	76-61
1/2/06.....	A	L	70-76
1/23/14.....	A	W	77-70
2/22/14.....	H	W	80-77
3/16/14 *	OT	N	L 81-82
1/8/15.....	A	L	80-84
1/24/15.....	H	W	75-64

3/14/15 *	N	W	83-79
1/16/16.....	H	L	54-87
3/3/16.....	A	W	72-69
1/16/17.....	A	W	101-86
2/4/17.....	H	W	85-82
3/10/17.....	N	W	86-76
2/8/18.....	H	W	106-92

formerly Southwest Louisiana  
formerly UL Lafayette

\* Conference Tournament

### UL Monroe 7-7

H: 4-3 • A: 3-4 • N: 0-0 • SBC: 7-2

2/20/75.....	A	L	79-80
1975-76.....	L	58-71	
1976-77.....	A	L	66-108
1977-78.....	H	L	70-81
1980-81.....	A	L	66-76
1/25/14.....	A	W	66-58
2/20/14.....	H	W	76-50
12/30/14.....	H	W	65-45
3/5/15.....	A	W	58-50
1/14/16.....	H	W	65-51
3/5/16.....	A	L	78-91
1/14/17.....	OT	A	W 73-65
2/6/17.....	H	W	69-55
2/10/18.....	OT	H	L 82-90

formerly Northeast Louisiana

### South Alabama 13-15

H: 8-5 • A: 5-9 • N: 0-1 • SBC: 11-13

2/16/76.....	H	L	77-78
2/26/76.....	A	W	78-71
3/5/77 *	OT	A	W 82-81
1/30/78.....	A	L	58-71
2/4/78.....	H	W	62-60
1/15/79.....	OT	A	L 70-84
1/29/79.....	H	L	71-89
1/7/80.....	H	L	61-70
1/16/80.....	A	L	59-70
1/10/81.....	A	L	54-74
2/10/81.....	H	L	49-82
2/27/81 *	N	L	41-79
1/29/82.....	H	L	58-75
2/10/82.....	A	L	40-70
12/14/02.....	A	L	68-81
12/12/03.....	H	W	88-56
11/26/09 (1).....	A	L	66-70
11/21/12 (2).....	H	W	75-73
1/4/14.....	A	W	73-63
2/3/14.....	H	W	85-65
2/7/15.....	A	W	65-54
2/19/15.....	H	W	79-51
1/9/16.....	H	W	70-55
2/11/16.....	OT	A	L 78-79
1/7/17.....	H	W	78-77
1/30/17.....	A	W	83-80
12/29/17.....	A	L	64-86
3/3/18.....	H	W	90-75

1-South Alabama Thanksgiving Classic  
(Mitchell Center, Mobile Ala.)

2-Coaches vs. Cancer Classic

\* Conference Tournament

### UT Arlington 6-7

H: 3-3 • A: 2-3 • N: 1-1 • SBC: 6-4

12/22/84.....	N	L	79-85
12/15/90.....	H	L	104-113
12/7/91.....	A	L	85-110
2/1/14.....	OT	H	W 101-91
2/27/14.....	A	W	77-49
1/15/15.....	H	W	83-62
1/29/15.....	A	W	88-74
12/30/15.....	A	L	70-85
2/6/16.....	H	L	69-90
2/18/17.....	H	L	67-68
1/25/18.....	H	W	81-75
2/24/18.....	A	L	81-89
3/11/18.....	N	W	74-61

### Texas State 8-4

H: 4-2 • A: 4-1 • N: 0-1 • SBC: 8-2

12/16/92.....	A	L	62-73
12/15/93.....	H	L	73-79
2/17/14.....	H	W	68-41
3/1/14.....	A	W	66-55
1/15/15.....	2OT	H	L 74-77
2/14/15.....	A	W	53-41
1/2/16.....	A	W	58-46
2/4/16.....	H	W	59-56
3/10/16 *	N	L	61-63
2/20/17.....	H	W	67-51
1/27/18.....	H	W	54-50
2/22/18.....	A	W	77-50

formerly Southwest Texas State

\* Conference Tournament

### Troy 19-16

H: 11-4 • A: 7-9 • N: 1-3 • SBC: 6-6

12/14/96.....	A	L	79-90
12/30/96.....	H	W	71-56
1/15/98.....	A	W	74-58
2/14/98.....	H	W	95-79
1/16/99.....	A	W	90-81
1/20/00.....	A	W	83-77
1/29/00.....	H	L	58-72
1/20/01.....	A	L	67-74
1/29/01.....	H	W	79-75
3/3/01 *	H	W	79-55
1/2/02.....	H	W	84-67
2/16/02.....	A	W	102-88
2/6/03.....	A	L	81-99
3/7/03 *	N	L	61-71
1/13/04.....	H	W	84-83
2/6/04.....	A	L	69-85
3/5/04 *	N	L	62-63
1/13/05.....	A	W	96-89
1/26/05.....	H	L	73-84
11/24/07.....	H	W	97-92
11/25/08.....	A	L	63-68
11/19/10.....	H	W	80-70
12/15/12.....	A	L	56-57
1/2/14.....	H	W	81-72
2/15/14.....	A	L	81-85
1/10/15.....	H	W	77-72
2/28/15.....	A	W	75-64
1/7/16.....	H	W	72-68
2/13/16.....	A	L	53-54
1/9/17.....	H	L	77-80
1/28/17.....	A	W	78-72
3/11/17.....	N	L	63-74
12/31/17.....	A	L	66-68
3/1/18.....	H	L	70-83
3/9/18.....	N	W	73-51

\* Conference Tournament





## HEAD COACH RON HUNTER

In seven seasons, Ron Hunter has changed the national perception of Georgia State; winning 147 games and advancing to the postseason five times. He is now responsible for five of the eight most successful seasons in program history.

His stint at GSU was highlighted in 2014-15 by winning 25 games for a second year in a row and advancing to the third round of the NCAA tournament following the shocking upset of No. 3-seed Baylor. He returned the Panthers to the Big Dance in 2017-18 for the second time in four years after winning the Sun Belt Conference tournament for a second time.

The 147 wins are the most in any seven-year stretch in program history. He became one of just seven coaches to be the all-time wins leader at multiple NCAA Division I schools in 2016-17.

With the team's success in 2013-14 and 2014-15, Georgia State entered elite status by winning 25 or more games in each of those two years, an accomplishment only reached by 20 programs in the entire country.

Hunter is also responsible for more than half of the school's post-season appearances.

Last year was highlighted by tying for the most non-conference wins in school history and another 20-plus win season that included a 10-game winning streak. The Panthers set records for 3-pointers made and 3-point field goal percentage.

Last season, Georgia State also had its fifth-straight winning season that included a fourth top-two finish in the Sun Belt in five years.

After winning the Sun Belt regular season title for the second straight season in 2014-15, the Panthers claimed the tournament title, just the third for the program to advance to the NCAA tournament. In the postgame celebration, Hunter tore his Achilles, a clip that went viral across the nation.

Coaching in the NCAA tournament from a stool, the Panthers trailed by 12 with 2:53 to play, before mounting a furious 13-0 run, capped by a 30-foot 3-pointer from son R.J. that sent Hunter off his stool and became one of the most watched clips of the tournament and a part of 'One Shining Moment.'

Although successful in his first two seasons at the helm, the Panthers started to pile up the wins during the 2013-14 season. Winning 25 games, second most in school history, Georgia State earned a Sun Belt regular season championship and an appearance in the Postseason NIT. During the season, the Panthers won a school-record 14-straight games, including a stretch of 22 of 23, as Hunter was named Sun Belt Coach of the Year and NABC Region 24 Coach of the Year.

During his first season (2011-12), Georgia State won 22 games, the fourth most in school history, advancing to the second round of the CollegeInsider.com Postseason Tournament.

Hunter has won 418 games in 24 seasons, but the accomplishments made by the 2011-12 team will always be special for him. After being named head coach on March 21, 2011, he built a squad that finished in the top 20 in the nation in scoring defense, defensive shooting percentage, steals and blocked shots, as six seniors finished their careers triumphantly.

Following the record-setting season, Hunter was named Atlanta Tip-off Club Georgia Coach of the Year, while his players earned a record number of conference and national awards.

National notoriety is nothing new for Hunter. While at IUPUI, he was lauded for his humanitarian efforts, partnering with Samaritan's Feet, an organization that collects shoes for underprivileged children around the world.

Named Summit League Coach of the Year in 2003 and 2006, Hunter led IUPUI to the conference championship game five times from 2002-10, including the 2003 title game victory over top-seeded Valparaiso.

Hunter, 52, earned his bachelor's degree in education at Miami (Ohio) in 1986 and added a master's in 1987. Hunter and his wife, Amy, have two children, Jasmine (26) and R.J. (24). R.J. was a stand-out for the Panthers and was selected by the Boston Celtics with the 28th pick in the first round of the NBA Draft in 2015. He is currently with the Atlanta Hawks organization playing for their G-League affiliate.



## RON HUNTER LEDGER

Season	Position, School, Honors/Postseason	Record
<b>Head Coach, Career (25th season)</b>		<b>423-305</b>
<b>Head Coach, Georgia State (8th season)</b>		<b>149-86</b>
<b>2018-19</b>	<b>Head Coach, Georgia State</b>	<b>2-1</b>
<b>2017-18</b>	<b>Head Coach, Georgia State (NCAA) I. Cincinnati</b>	<b>24-11</b>
<b>2016-17</b>	<b>Head Coach, Georgia State (CIT; I. Texas A&amp;M-CC)</b>	<b>20-13</b>
<b>2015-16</b>	<b>Head Coach, Georgia State</b>	<b>16-14</b>
<b>2014-15</b>	<b>Head Coach, Georgia State (NCAA; d. Baylor, I. Xavier)</b>	<b>25-10</b>
<b>2013-14</b>	<b>Head Coach, Georgia State (NIT; I. Clemson)</b>	<b>25-9</b>
2012-13	Head Coach, Georgia State	15-16
2011-12	Head Coach, Georgia State (CIT; d. Tenn. Tech, I. Mercer)	22-12
<b>Head Coach, IUPUI (17 seasons)</b>		<b>274-219</b>
2010-11	Head Coach, IUPUI	19-14
2009-10	Head Coach, IUPUI (CBI Tournament; d. Hofstra, I. Princeton)	25-11
2008-09	Head Coach, IUPUI	16-14
2007-08	Head Coach, IUPUI	26-7
2006-07	Head Coach, IUPUI	15-15
2005-06	Head Coach, IUPUI	19-10
2004-05	Head Coach, IUPUI	16-13
2003-04	Head Coach, IUPUI	3-11*
2002-03	Head Coach, IUPUI (NCAA; I. Kentucky)	20-14
2001-02	Head Coach, IUPUI	15-15
2000-01	Head Coach, IUPUI	11-18
1999-00	Head Coach, IUPUI	7-21
1998-99	Head Coach, IUPUI (Joined Division I)	11-16
1997-98	Head Coach, IUPUI	17-9
1996-97	Head Coach, IUPUI	16-11
1995-96	Head Coach, IUPUI	22-7
1994-95	Head Coach, IUPUI	16-13
<b>Assistant Coach, Miami (Ohio) (1 season)</b>		<b>19-10</b>
1993-94	Assistant Coach, Miami (Ohio)	19-10
<b>Assistant Coach, UW-Milwaukee (6 seasons)</b>		<b>111-59</b>
1992-93	Assistant Coach, UW-Milwaukee	16-12
1991-92	Assistant Coach, UW-Milwaukee	24-7
1990-91	Assistant Coach, UW-Milwaukee	10-18
1989-90	Assistant Coach, UW-Milwaukee	18-10
1988-89	Assistant Coach, UW-Milwaukee	20-8
1987-88	Assistant Coach, UW-Milwaukee	16-12
<b>Player, Miami (Ohio) (4 seasons)</b>		<b>81-39</b>
1985-86	Player, Miami (Ohio) MAC Champion, NCAA (I. Iowa State)	24-7
1984-85	Player, Miami (Ohio) NCAA (I. Maryland)	20-11
1983-84	Player, Miami (Ohio) MAC Champion, NCAA (I. SMU)	24-6
1982-83	Player, Miami (Ohio)	13-15

\* 18 wins vacated



## BY THE NUMBERS - NCAA AND SUN BELT LEADERS (THRU NOV. 15)

## GEORGIA STATE AMONG SUN BELT LEADERS

## SCORING

D'Marcus Simonds .....	22.3	3rd
Jeff Thomas.....	19.3	5th

## REBOUNDING

Malik Benlevi.....	7.3	10th
Damon Wilson.....	5.7	20th

## FIELD GOAL PERCENTAGE

Jeff Thomas.....	48.7	15th
------------------	------	------

## FREE THROW PERCENTAGE

Jeff Thomas.....	90.0	t55th
------------------	------	-------

## STEALS

Damon Wilson.....	2.0	t5th
Malik Benlevi.....	1.7	t12th

## 3-POINT FG PCT

Jeff Thomas.....	47.8	6th
D'Marcus Simonds .....	37.9	8th

## 3-POINT FG MADE

D'Marcus Simonds .....	3.7	t1st
Jeff Thomas.....	3.7	t1st

## BLOCKED SHOTS

Jeff Thomas.....	2.0	t4th
Malik Benlevi.....	1.3	t9th
D'Marcus Simonds .....	1.3	t9th

## ASSIST/TURNOVER RATIO

Jeff Thomas.....	1.8	t11th
------------------	-----	-------

## OFFENSIVE REBOUNDS

Nelson Phillips .....	2.7	t5th
Malik Benlevi.....	2.3	12th
Kane Williams.....	2.0	t14th

## DEFENSIVE REBOUNDS

Malik Benlevi.....	5.0	t13th
--------------------	-----	-------

## MINUTES PLAYED

Jeff Thomas.....	38.3	1st
D'Marcus Simonds .....	37.0	t3rd
Damon Wilson.....	31.3	t9th
Kane Williams.....	31.0	11th
Malik Benlevi.....	29.7	18th

## TEAM LEADERS (TOP 5'S)

Scoring Defense.....	69.7	5th
Field Goal Pct Defense.....	.390	3rd
3-Point FG Percentage Defense .....	.216	1st
Rebounding Offense.....	38.7	5th
Blocked Shots.....	6.7	2nd
Steals.....	8.3	4th
Offensive Rebounds .....	14.3	1st
Offensive Rebound Percentage.....	.355	1st
3-Point FG Made.....	10.0	3rd

## GEORGIA STATE AMONG NCAA LEADERS

## TEAM LEADERS (TOP 100)

Three-Point FG Per Game .....	10.0	56th
Three-Point FG Percentage .....	38.5	95th
Three-Point FG Defense .....	21.6	18th
Blocked Shots Per Game .....	6.7	18th
Steals Per Game.....	8.3	87th
Total Blocked Shots.....	20.0	11th
Total 3-pt FG Attempts .....	78	62nd
Total 3-pt FG Made.....	30	36th
Total Steals.....	25	57th
Offensive Rebounds Per Game .....	14.33	52nd

## POINTS PER GAME

D'Marcus Simonds .....	22.3	50th
Jeff Thomas.....	19.3	125th

## 3-PT FG PER GAME

Jeff Thomas.....	3.67	45th
D'Marcus Simonds .....	3.67	45th

## 3-PT FG PERCENTAGE

Jeff Thomas.....	47.8	141st
D'Marcus Simonds .....	37.9	238th

## FREE THROW PERCENTAGE

Jeff Thomas.....	90.0	120th
------------------	------	-------

## REBOUNDS PER GAME

Malik Benlevi.....	7.3	245th
--------------------	-----	-------

## BLOCKED SHOTS PER GAME

Jeff Thomas.....	2.0	78th
Malik Benlevi.....	1.33	220th
D'Marcus Simonds .....	1.33	220th

## STEALS PER GAME

Damon Wilson.....	2.0	141st
-------------------	-----	-------

## TOTAL POINTS

D'Marcus Simonds .....	67	32nd
Jeff Thomas.....	58	81st

## TOTAL REBOUNDS

Malik Benlevi.....	22	165th
--------------------	----	-------

## DOUBLE DOUBLES

D'Marcus Simonds .....	1.0	41st
------------------------	-----	------

## TOTAL BLOCKED SHOTS

Jeff Thomas.....	6	53rd
D'Marcus Simonds .....	4	141st
Chris Clerkley .....	4	141st
Malik Benlevi.....	4	141st

## TOTAL FIELD GOALS MADE

D'Marcus Simonds .....	23	37th
Jeff Thomas.....	19	121st

## TOTAL MINUTES

Jeff Thomas.....	115	43rd
D'Marcus Simonds .....	111	61st
Damon Wilson.....	94	239th

## MINUTES PER GAME

Jeff Thomas.....	38.3	10th
D'Marcus Simonds .....	37.0	24th

## TOTAL FG ATTEMPTS

D'Marcus Simonds .....	29	18th
Jeff Thomas.....	23	56th

## TOTAL 3-PT FG MADE

D'Marcus Simonds .....	11	24th
Jeff Thomas.....	11	24th

## TOTAL STEALS

Damon Wilson.....	6	89th
Malik Benlevi.....	5	169th

## TOTAL FIELD GOAL ATTEMPTS

D'Marcus Simonds .....	58	6th
Jeff Thomas.....	39	126th

## FREE THROWS MADE

D'Marcus Simonds .....	10	244th
Kane Williams .....	10	244th

## FREE THROW ATTEMPTS

Kane Williams .....	17	121st
D'Marcus Simonds .....	15	194th

## OFFENSIVE REBOUNDS PER GAME

Nelson Phillips .....	2.67	213th
-----------------------	------	-------

## LED GEORGIA STATE IN . . .

## SCORING

D'Marcus Simonds - 2 games  
Jeff Thomas - 1 game

## REBOUNDING

Malik Benlevi - 1 game  
Nelson Phillips - 1 game  
Damon Wilson - 1 game  
D'Marcus Simonds - 1 game

## ASSISTS

Jeff Thomas - 2 games  
Kane Williams - 1 game

*\*Note game totals may not equal total number of games played due to ties*



## SEASON HIGHS

### MALIK BENLEVI

Points: 12 vs. East Tennessee State, 11/6/18  
Rebounds: 10 vs. East Tennessee State, 11/6/18  
Assists: 2 vs. Mercer, 11/13/18  
Steals: 2 at Montana, 11/9/18; vs. Mercer, 11/13/18

### MATT CHISM

Points:  
Rebounds:  
Assists:

### CHRIS CLERKLEY

Points: 2 at Montana, 11/9/18  
Rebounds: 2 at Montana, 11/9/18  
Blocks: 2 vs. East Tennessee State, 11/6/18  
at Montana, 11/9/18

### KAVONTE IVERY

Points:  
Rebounds: 2 at Montana, 11/9/18  
Assists:

### JOSH LINDER

Points: 4 at Montana, 11/9/18  
Rebounds: 3 at Montana, 11/9/18  
Steals: 1 at Montana, 11/9/18; vs. Mercer, 11/13/18  
Blocks:

### DEVIN MITCHELL

Points:  
Rebounds:  
Assists:

### NELSON PHILLIPS

Points: 9 at Montana, 11/9/18  
Rebounds: 7 at Montana, 11/9/18  
Assists:

### D'MARCUS SIMONDS

Points: 30 at Montana, 11/9/18  
Rebounds: 6 vs. Mercer, 11/13/18  
Assists: 3 vs. Mercer, 11/13/18  
Steals: 2 at Montana, 11/9/18

### JEFF THOMAS

Points: 30 vs. Mercer, 11/13/18  
Rebounds: 5 vs. East Tennessee State, 11/6/18  
Assists: 5 vs. Mercer, 11/13/18

### JORDAN TYSON

Points: 2 vs. East Tennessee State, 11/6/18  
at Montana, 11/9/18  
Rebounds: 5 vs. Mercer, 11/13/18  
Blocks:

### JAMES WALL

Points:  
Rebounds:  
Blocks:

### KANE WILLIAMS

Points: 17 at Montana, 11/9/18  
Rebounds: 6 at Montana, 11/9/18  
Assists: 5 at Montana, 11/9/18

## GAME-BY-GAME STARTING LINEUPS

Georgia College (exh.) .....	Phillips	Wilson	Tyson	Thomas	Benlevi
East Tennessee State.....	Simonds	Wilson	Williams	Thomas	Benlevi
at Montana.....	Simonds	Wilson	Williams	Thomas	Benlevi
Mercer .....	Simonds	Wilson	Williams	Thomas	Benlevi
vs. St. Bonaventure .....					
vs. Boise State/Creighton .....					
vs. TBA .....					
at Tulane.....					
at Liberty .....					
at Alabama .....					
Chattanooga .....					
at Kansas State .....					
UNC Wilmington .....					
Middle Georgia State.....					
at UT Arlington .....					
at Texas State .....					
Louisiana .....					
UL Monroe .....					
at South Alabama .....					
at Troy .....					
Texas State .....					
UT Arlington .....					
Georgia Southern.....					
at UL Monroe .....					
at Louisiana .....					
Troy .....					
South Alabama .....					
at Appalachian State .....					
at Coastal Carolina .....					
Arkansas State.....					
Little Rock .....					
at Georgia Southern .....					

## AP Poll (Nov. 12)

RK	TEAM	Record	Pts.
1	Duke (48)	2-0	1,606
2	Kansas (14)	1-0	1,571
3	Gonzaga	2-0	1,478
4	Virginia (2)	2-0	1,326
5	Tennessee (1)	2-0	1,306
6	Nevada	2-0	1,277
7	North Carolina	2-0	1,260
8	Villanova	2-0	1,139
9	Auburn	2-0	1,132
10	Kentucky	1-1	1,054
11	Michigan State	1-1	919
12	<b>Kansas State</b>	<b>1-0</b>	<b>892</b>
13	Oregon	2-0	739
14	Florida State	2-0	731
15	Syracuse	2-0	673
16	Virginia Tech	1-0	664
17	Mississippi State	2-0	549
18	Michigan	2-0	486
19	<b>Clemson</b>	<b>2-0</b>	<b>350</b>
20	UCLA	2-0	340
21	TCU	2-0	323
22	LSU	2-0	248
23	Purdue	2-0	218
24	Marquette	2-0	155
25	Buffalo	2-0	154

**Others receiving votes:** West Virginia 145, Indiana 131, Nebraska 41, Wisconsin 32, Washington 29, Maryland 28, Notre Dame 24, Miami 16, Ohio State 14, **Alabama 11**, Florida 9, Iowa State 9, Louisville 8, Texas 6, Texas Tech 5, Butler 4, Vanderbilt 4, Arizona State 4, Loyola-Chicago 3, Xavier 2, St. John's 2, Arizona 2, Marshall 2, Southern Illinois 1, Penn 1, Furman 1, Davidson 1

**Bold** indicates GSU opponent

## College Insider Mid-Major Poll (Nov. 12)

	Record	Points	Conference
1. Gonzaga (30)	2-0	774	West Coast
2. Buffalo (1)	2-0	719	Mid-American
3. South Dakota State	3-0	675	Summit
4. BYU	1-1	625	West Coast
5. Wofford	1-1	600	Southern
6. Northeastern	1-1	543	Colonial
7. Saint Mary's	2-0	534	West Coast
8. Loyola Chicago	1-1	486	Missouri Valley
9. Southern Illinois	0-1	469	Missouri Valley
10. Belmont	1-0	442	Ohio Valley
11. Harvard	1-1	417	Ivy League
12. <b>Louisiana</b>	<b>1-1</b>	<b>381</b>	<b>Sun Belt</b>
13. Toledo	2-0	374	Mid-American
14. <b>Montana</b>	<b>1-0</b>	<b>305</b>	<b>Big Sky</b>
15. <b>Georgia State</b>	<b>1-1</b>	<b>290</b>	<b>Sun Belt</b>
16. Murray State	1-0	285	Ohio Valley
17. Illinois State	1-1	233	Missouri Valley
18. Penn	2-0	218	Ivy League
19. UNC Greensboro	1-1	216	Southern
20. Furman	2-0	181	Southern
21. Stephen F. Austin	2-0	180	Southland
22. Lipscomb	2-0	172	Atlantic Sun
23. UC Irvine	2-0	107	Big West
24. Charleston	2-0	101	Colonial
25. Yale	1-0	93	Ivy League

**Others receiving votes:** Rider 85, Vermont 83, Eastern Michigan 75, New Mexico State 62, Wright State 39, Bucknell 37, Stony Brook 36, Ball State 35, Northern Kentucky 31, Bradley 18, San Diego 16, ETSU 15, San Francisco 14, Boston University 10, Iona 10, **UT Arlington 10**, Jacksonville State 9, UC Santa Barbara 9, Hawaii 8, Cal State Fullerton 7, Grand Canyon 7, Canisius 6, Missouri State 6, South Dakota 6, UC Davis 6, UMBC 6, **Appalachian State 4**, Longwood 2, Prairie View A&M 2, **Georgia Southern 1**.

**Bold** indicates GSU opponent



## ALPHABETICAL ROSTER

No.	Name .....	Pos.	Ht.	Wt.	Yr.	Hometown (High School/Previous School)
	Corey Allen*	G	6-2	215	Jr.	Ypsilanti, Mich. (Ypsilanti HS/Detroit)
	Justin Roberts*	G	5-10	165	So.	Indianapolis, Ind. (Findlay Prep (Nev.)/DePaul)
2	Malik Benlevi	F	6-6	225	Sr.	Savannah, Ga. (Jenkins HS)
35	Matt Chism	G	6-3	185	So.	Dawsonville, Ga. (Dawson Christian Academy)
14	Chris Clerkley	F	6-9	235	Jr.	Perry, Ga. (Perry HS)
0	Kavonte Ivery	F	6-7	230	Fr.	Stockbridge, Ga. (Stockbridge HS)
20	Josh Linder	F	6-9	205	So.	Kathleen, Ga. (Veterans HS)
24	Devin Mitchell	G	6-4	190	Sr.	Lawrenceville, Ga. (Collins Hill HS/Alabama)
10	Nelson Phillips	G	6-4	175	Fr.	Warner Robins, Ga. (Warner Robins HS)
15	D'Marcus Simonds	G	6-3	195	Jr.	Gainesville, Ga. (Gainesville HS)
30	Jeff Thomas	F	6-5	190	Sr.	Norwalk, Ohio (Norwalk HS)
50	Jordan Tyson	F	6-9	215	Sr.	Cincinnati, Ohio (Walnut Hills HS/St. Bonaventure)
21	James Wall	F	6-8	190	Fr.	Canton, Ga. (Creekview HS)
12	Kane Williams	G	6-3	190	So.	Douglasville, Ga. (South Paulding HS)
1	Damon Wilson	G	6-5	200	R-Jr.	Atlanta, Ga. (Pitt/Our Savior New American (N.Y.))

## NUMERICAL ROSTER

No.	Name .....	Pos.	Ht.	Wt.	Yr.	Hometown (High School/Previous School)
0	Kavonte Ivery	F	6-7	230	Fr.	Stockbridge, Ga. (Stockbridge HS)
1	Damon Wilson	G	6-5	200	R-Jr.	Atlanta, Ga. (Pitt/Our Savior New American (N.Y.))
2	Malik Benlevi	F	6-6	225	Sr.	Savannah, Ga. (Jenkins HS)
10	Nelson Phillips	G	6-4	175	Fr.	Warner Robins, Ga. (Warner Robins HS)
12	Kane Williams	G	6-3	190	So.	Douglasville, Ga. (South Paulding HS)
14	Chris Clerkley	F	6-9	235	Jr.	Perry, Ga. (Perry HS)
15	D'Marcus Simonds	G	6-3	195	Jr.	Gainesville, Ga. (Gainesville HS)
20	Josh Linder	F	6-9	205	So.	Kathleen, Ga. (Veterans HS)
21	James Wall	F	6-8	190	Fr.	Canton, Ga. (Creekview HS)
24	Devin Mitchell	G	6-4	190	Sr.	Lawrenceville, Ga. (Collins Hill HS/Alabama)
30	Jeff Thomas	F	6-5	190	Sr.	Norwalk, Ohio (Norwalk HS)
35	Matt Chism	G	6-3	185	So.	Dawsonville, Ga. (Dawson Christian Academy)
50	Jordan Tyson	F	6-9	215	Sr.	Cincinnati, Ohio (Walnut Hills HS/St. Bonaventure)
	Corey Allen*	G	6-2	215	Jr.	Ypsilanti, Mich. (Detroit/Ypsilanti HS)
	Justin Roberts*	G	5-10	165	So.	Indianapolis, Ind. (Findlay Prep (Nev.)/DePaul)

\* redshirting 2018-19 season

## COACHING STAFF

**Head Coach:** Ron Hunter (Miami (Ohio), 1986), 8th Year at GSU  
**Associate Head Coach:** Ray McCallum (Ball State, 1983), 3rd Year at GSU  
**Assistant Coach:** Claude Pardue (Emory, 2008), 8th Year at GSU  
**Assistant Coach:** Travis Williams (Georgia State, 1995), 1st Year at GSU  
**Director of BB Operations:** Nate Summers (IUPUI, 2009), 8th Year at GSU  
**Athletic Trainer:** Dinika Johnson (Georgia State, 2009)  
**Strength & Conditioning Coach:** Nate Majnaric  
**Video Manager:** Sean Mock

## PRONUNCIATION

Chris Clerkley ..... CLERK-lee  
 Malik Benlevi ..... MA-leak Ben-levy  
 Kavonte Ivery ..... Ca-Von-tay  
 D'Marcus Simonds ..... Duh-Marcus Simons





**COREY ALLEN**  
G / 6-2, 215 / Jr.  
Ypsilanti, Mich.




**MALIK BENLEVI**  
F / 6-6, 225 / Sr.  
Savannah, Ga.

**2**



**MATT CHISM**  
G / 6-3, 185 / So.  
Dawsonville, Ga.

**35**



**CHRIS CLERKLEY**  
F / 6-9, 235 / Jr.  
Perry, Ga.

**14**



**KAVONTE IVERY**  
F / 6-7, 230 / Fr.  
Stockbridge, Ga.

**0**



**JOSH LINDER**  
F / 6-9, 205 / So.  
Kathleen, Ga.

**20**



**DEVIN MITCHELL**  
G / 6-4, 190 / Sr.  
Lawrenceville, Ga.

**24**



**NELSON PHILLIPS**  
G / 6-4, 175 / Fr.  
Warner Robins, Ga.

**10**



**JUSTIN ROBERTS**  
G / 5-10, 165 / SO.  
Indianapolis, Ind.



**D'MARCUS SIMONDS**  
G / 6-3, 195 / Jr.  
Gainesville, Ga.

**15**



**JEFF THOMAS**  
F / 6-5, 190 / Sr.  
Norwalk, Ohio

**30**



**JAMES WALL**  
F / 6-8, 190 / Fr.  
Canton, Ga.

**21**



**JAMES WALL**  
F / 6-9, 220 / Sr.  
Cincinnati, Ohio

**50**



**KANE WILLIAMS**  
G / 6-3, 185 / So.  
Douglasville, Ga.

**12**



**DAMON WILSON**  
G / 6-5, 200 / R-Jr.  
Atlanta, Ga.

**1**



**RON HUNTER**  
Head Coach  
8th Year at Georgia State



**RAY MCCALLUM**  
Associate Head Coach  
3rd Year at Georgia State



**CLAUDE PARDUE**  
Assistant Coach  
8th Year at Georgia State



**TRAVIS WILLIAMS**  
Assistant Coach  
1st Year at Georgia State



**NATE SUMMERS**  
Director of Operations  
8th Year at Georgia State





## D'Marcus Simonds

Jr. / 6-3 / 195 / Guard

Gainesville, Ga./Gainesville HS

# 15

### ATHLETIC HONORS

- 2017-18 Lute Olson National Player of the Year Watch List
- 2017-18 Lou Henson National Mid-Major Preseason Player of the Year Watch List
- 2017-18 Lou Henson National Mid-Major Mid-Season Player of the Year Watch List
- 2018 Sun Belt Player of the Year
- 2018 All-Sun Belt First Team
- 2018 Sun Belt Conference Tournament MVP
- 2017 All-Sun Belt Preseason Second Team
- 2017 Sun Belt Freshman of the Year
- 2017 All-Sun Belt Third Team
- 2016 Cancun Challenge Tournament MVP
- Sun Belt Player of the Week - Jan. 8, 2018 & Jan. 29, 2018 & Nov. 12, 2018
- Sun Belt Player of the Week - Jan. 31, 2017
- College Sports Madness National Mid-Major Player of the Week- Jan. 30, 2017
- College Sports Madness Sun Belt Player of the Week - Dec. 11, 2017 & Dec. 25, 2017
- College Sports Madness Sun Belt Player of the Week - Jan. 8, 2018 & Jan. 29, 2018 & Nov. 12, 2018
- **Season Leader (1st): Points 742 (2017-18)**
- **Season Leader: Field Goals Made: 277 (2017-18)**
- 1,000 Career Points - 58 games (5th quickest)
- Career Triple-Doubles: 1 • Career Double-Doubles: 5

### 2018-19 HIGHLIGHTS

- Sun Belt Preseason Player of the Year and All-Sun Belt Preseason First Team
- Opened season with 21 points, including 4 3-pointers against ETSU.
- Finished with 30 points including 3 3-pointers at Montana.
- Earned Sun Belt Player of the Week honors on Nov. 12 after games against ETSU and Montana.

### CAREER HIGHS

#### POINTS: 39

UL Monroe, 2-10-18

#### FIELD GOALS MADE: 15

UL Monroe, 2-10-18 (15-27)

#### FIELD GOALS ATTEMPTED: 27 (2X)

most recent: UL Monroe, 2-10-18 (15-27)

#### 3-POINTERS MADE: 6

Point, 12-12-17 (6-9)

#### 3-POINTERS ATTEMPTED: 12

Mercer, 11-13-18 (4-12)

#### FREE THROWS MADE: 11

Little Rock, 1-4-18 (11-15)

#### FREE THROWS ATTEMPTED: 15

Little Rock, 1-4-18 (11-15)

#### REBOUNDS: 12

UL Monroe, 2-10-18

#### ASSISTS: 10

Carver Bible College, 11-10-17

#### STEALS: 5 (3X)

most recent: UT Arlington, 1-25-18

#### BLOCKS: 2 ( 10X)

most recent: ETSU, 11-6-18

#### MINUTES: 43

Liberty, 12-4-17

### GAME-BY-GAME STATISTICS

2018-19	MP	FG	3FG	FT	O-D	Rb	As	TO	Blk	Stl	Pts
Ga. College (exh.)											
ETSU	*39	6-17	4-8	5-8	1-3	4	2	5	2	0	21
at Montana	*34	11-24	3-9	5-7	1-3	4	1	4	2	2	30
Mercer	*38	6-17	4-12	0-0	1-5	6	3	6	0	1	16
vs. St. Bonnie											
vs. BS/Creighton											
vs. TBA											
at Tulane											
at Liberty											
at Alabama											
UTC											
at Kansas St											
UNCW											
Middle Ga. St.											
at UTA											
at Texas State											
Louisiana											
ULM											
at USA											
at Troy											
Texas State											
UTA											
Ga. Southern											
at ULM											
at Louisiana											
Troy											
USA											
at App State											
at Coastal											
Arkansas State											
Little Rock											
at Ga. Southern											
* Game Started											

### CAREER STATISTICS

SBC ONLY	G-GS	Min	Avg	FG- FGA	Pct.	3P-3PA	Pct.	FT- FTA	Pct.	O- D	Reb	Avg	Ast	Blk	Stl	Pts	Avg
2016-17	15-15	464	30.9	90- 161	0.559	13- 29	0.448	47- 67	0.701	18- 48	66	4.4	31	5	21	240	16.0
2017-18	18-18	651	36.2	149- 321	0.464	20- 75	0.267	75- 114	0.658	24- 87	111	6.2	80	12	30	393	21.8
Totals	33-33	1115	33.8	239- 482	0.496	33-104	0.317	122- 181	0.674	42-135	177	5.4	111	17	51	633	19.2
ALL GAMES	G-GS	Min	Avg	FG- FGA	Pct.	3P-3PA	Pct.	FT- FTA	Pct.	O- D	Reb	Avg	Ast	Blk	Stl	Pts	Avg
2016-17	29-22	787	27.1	145- 271	0.535	16- 45	0.356	79- 111	0.712	32- 84	116	4.0	58	8	36	388	13.4
2017-18	35-35	1223	34.9	277- 601	0.461	42-144	0.292	146- 208	0.702	46-155	201	5.7	153	24	60	742	21.2
2018-19	3- 3	111	37.0	23- 58	0.397	11- 29	0.379	10- 15	0.667	3- 11	14	4.7	6	4	3	67	22.3
Totals	67-60	2121	31.7	445- 930	0.478	69-218	0.317	235- 334	0.704	81-250	317	4.7	217	36	99	1197	17.9



## Malik Benlevi

Sr. / 6-6 / 225 / Guard

Savannah, Ga./Jenkins HS

# 2

### ATHLETIC HONORS

- 2017-18 and 2018-19 Team Captain
- Played in 96 games, including 64 starts in his first three seasons.
- Career Double-Doubles: 6 (1 in 2018-19)

### 2018-19 HIGHLIGHTS

- Garnered double-double with 12 points and 10 rebounds in opener against ETSU

### CAREER HIGHS

#### POINTS: 19

South Alabama, 1-7-17  
UL Monroe, 1-14-17

#### FIELD GOALS MADE: 7

Prairie View A&M, 11-22-17

#### FIELD GOALS ATTEMPTED: 14

Carver, 11-10-17 (6-14)

#### 3-POINTERS MADE: 5

UL Monroe, 1-14-17 (5-8)  
Tulane, 11-26-17 (5-8)

#### 3-POINTERS ATTEMPTED: 10

Troy, 12-31-17 (3-10)

#### FREE THROWS MADE: 6

South Alabama, 1-7-17 (6-6)

#### FREE THROWS ATTEMPTED: 7

Middle Tennessee, 12-21-16 (4-7)

#### REBOUNDS: 12

Louisiana, 2-8-18  
Georgia Southern, 2-16-18

#### ASSISTS: 5

Dayton, 12-16-17

#### STEALS: 5

UT Arlington, 3-12-18 (SBC)

#### BLOCKS: 4

UL Monroe, 1-14-17; Little Rock, 1-4-18  
Appalachian State, 1-11-18

#### MINUTES: 41

Liberty, 12-6-17

### GAME-BY-GAME STATISTICS

2018-19	MP	FG	3FG	FT	O-D	Rb	As	TO	Blk	Stl	Pts
Ga. College (exh.)	*39	9-16	4-7	4-5	1-3	4	1	2	0	0	26
ETSU	*36	5-1	1-6	1-2	4-6	10	1	1	2	1	12
at Montana	*21	3-9	2-4	0-0	2-5	7	0	1	0	2	8
Mercer	*32	3-8	1-4	0-0	1-4	5	2	1	2	2	7
vs. St. Bonnie											
vs. BS/Creighton											
vs. TBA											
at Tulane											
at Liberty											
at Alabama											
UTC											
at Kansas St											
UNCW											
Middle Ga. St.											
at UTA											
at Texas State											
Louisiana											
ULM											
at USA											
at Troy											
Texas State											
UTA											
Ga. Southern											
at ULM											
at Louisiana											
Troy											
USA											
at App State											
at Coastal											
Arkansas State											
Little Rock											
at Ga. Southern											
* Game Started											

### CAREER STATISTICS

CONF. ONLY	G-GS	Min	Avg	FG- FGA	Pct.	3P-3PA	Pct.	FT- FTA	Pct.	O- D	Reb	Avg	Ast	Blk	Stl	Pts	Avg
2015-16	19- 0	147	7.7	12- 42	0.286	0- 15	0.000	8- 14	0.571	7- 11	18	0.9	4	3	4	32	1.7
2016-17	18-16	512	28.4	55- 106	0.519	22- 48	0.458	25- 37	0.676	22- 57	79	4.4	18	19	17	157	8.7
2017-18	18-18	641	35.6	55- 132	0.417	35- 89	0.393	15- 22	0.682	23- 96	119	6.6	35	22	20	160	8.9
Totals	55-34	1300	23.6	122- 280	0.436	57-152	0.375	48- 73	0.658	52-164	216	3.9	57	44	41	349	6.3
ALL GAMES	G-GS	Min	Avg	FG- FGA	Pct.	3P-3PA	Pct.	FT- FTA	Pct.	O- D	Reb	Avg	Ast	Blk	Stl	Pts	Avg
2015-16	28- 2	232	8.3	19- 63	0.302	4- 25	0.160	8- 17	0.471	12- 18	30	1.1	6	3	6	50	1.8
2016-17	33-27	866	26.2	97- 192	0.505	34- 79	0.430	51- 75	0.680	42- 97	139	4.2	32	29	36	279	8.5
2017-18	35-35	1225	35.0	117- 266	0.440	70-170	0.412	31- 44	0.705	51-176	227	6.5	59	31	51	335	9.6
2018-19	3- 3	89	29.7	11- 28	0.393	4- 14	0.286	1- 2	0.500	7- 15	22	7.3	3	4	5	27	9.0
Totals	99-67	2412	24.4	244- 549	0.444	112-288	0.389	91-138	0.659	112-306	396	4.0	100	67	98	691	7.0



# Jeff Thomas

Sr. / 6-5 / 190 / Guard

Norwalk, Ohio/Norwalk HS

# 30

## ATHLETIC HONORS

- Played in 97 games, including 43 starts in his first three seasons.
- Career Leader (8th): 3-Pointers 144

## 2018-19 HIGHLIGHTS

- Scored a 26 points on 7-of-14 shooting and 9-of-10 free throws in season opener against ETSU.
- Scored a career-high for the second time in the first three games of the season, finishing with 30 points and a career-best 8 3-pointers against Mercer.

## CAREER HIGHS

### POINTS: 30

Mercer, 11-13-18

### FIELD GOALS MADE: 11

Mercer, 11-13-18 (11-17)

### FIELD GOALS ATTEMPTED: 17

Mercer, 11-13-18 (11-17)

### 3-POINTERS MADE: 8

Mercer, 11-13-18 (8-13)

### 3-POINTERS ATTEMPTED: 13

Mercer, 11-13-18 (8-13)

### FREE THROWS MADE: 9

ETSU, 11-6-18 (9-10)

### FREE THROWS ATTEMPTED: 10

ETSU, 11-6-18 (9-10)

### REBOUNDS: 9

Coastal Carolina, 1-21-17

Ole Miss, 11-17-17

### ASSISTS: 6

Coastal Carolina, 1-21-17

### STEALS: 3

UT Arlington, 2-24-18

UT Arlington, 3-11-18 (SBC)

### BLOCKS: 4

Troy, 3-1-18; ETSU, 11-6-18

### MINUTES: 39

Ole Miss, 11-17-17

Liberty, 12-4-17; UT Arlington, 2-24-18

ETSU, 11-6-18

## GAME-BY-GAME STATISTICS

2018-19	MP	FG	3FG	FT	O-D	Rb	As	TO	Blk	Stl	Pts
Ga. College (exh.)	*39	8-16	1-7	8-8	1-8	9	5	3	0	2	25
ETSU	*39	7-14	3-7	9-10	1-4	5	3	3	4	1	26
at Montana	*38	1-8	0-3	0-0	1-3	4	1	1	0	2	2
Mercer	*38	11-17	8-13	0-0	0-4	4	5	1	2	0	30
vs. St. Bonnie											
vs. BS/Creighton											
vs. TBA											
at Tulane											
at Liberty											
at Alabama											
UTC											
at Kansas St											
UNCW											
Middle Ga. St.											
at UTA											
at Texas State											
Louisiana											
ULM											
at USA											
at Troy											
Texas State											
UTA											
Ga. Southern											
at ULM											
at Louisiana											
Troy											
USA											
at App State											
at Coastal											
Arkansas State											
Little Rock											
at Ga. Southern											
* Game Started											

## CAREER STATISTICS

SBC ONLY	G-GS	Min	Avg	FG- FGA	Pct.	3P-3PA	Pct.	FT- FTA	Pct.	O- D	Reb	Avg	Ast	Blk	Stl	Pts	Avg
2015-16	20- 5	319	16.0	41- 110	0.373	25- 66	0.379	8- 12	0.667	16- 26	42	2.1	6	4	6	115	5.8
2016-17	18- 2	379	21.1	48- 107	0.449	28- 66	0.424	9- 16	0.563	11- 40	51	2.8	20	16	13	133	7.4
2017-18	18-14	586	32.6	76- 155	0.490	41- 94	0.436	28- 30	0.933	12- 67	79	4.4	23	17	18	221	12.3
Totals	56-21	1284	22.9	165- 372	0.444	94-226	0.416	45- 58	0.776	39-133	172	3.1	49	37	37	469	8.4
ALL GAMES	G-GS	Min	Avg	FG- FGA	Pct.	3P-3PA	Pct.	FT- FTA	Pct.	O- D	Reb	Avg	Ast	Blk	Stl	Pts	Avg
2015-16	30- 9	492	16.4	64- 173	0.370	40-108	0.370	16- 20	0.800	21- 39	60	2.0	12	6	11	184	6.1
2016-17	33- 5	618	18.7	72- 171	0.421	42-106	0.396	26- 35	0.743	19- 62	81	2.5	27	21	19	212	6.4
2017-18	35-30	1111	31.7	135- 286	0.472	62-158	0.392	42- 50	0.840	25-124	149	4.3	41	27	35	374	10.7
2018-19	3- 3	115	38.3	19- 39	0.487	11- 23	0.478	9- 10	0.900	2- 11	13	4.3	9	6	3	58	19.3
Totals	101-47	2336	23.1	290- 669	0.433	155-395	0.392	93-115	0.809	67-236	290	2.9	89	60	68	828	8.2



## Devin Mitchell

Sr. / 6-4 / 190 / Guard

Lawrenceville, Ga./Alabama/Collins Hill HS

# 24

### ATHLETIC HONORS

- 2018 All-Sun Belt Third Team
- Sun Belt Player of the Week - Feb. 5, 2018
- College Sports Madness Sun Belt Player of the Week - Feb. 5, 2018
- Season Leader (2nd): 3-Pointers - 98 (2017-18)

### 2018-19 HIGHLIGHTS

- Has 132 career 3-pointers which ranks No. 10 in school history

### GAME-BY-GAME STATISTICS

2018-19	MP	FG	3FG	FT	O-D	Rb	As	TO	Blk	Stl	Pts
Ga. College (exh.)				DNP-injury							
ETSU				DNP-injury							
at Montana				DNP-injury							
Mercer				DNP-injury							
vs. St. Bonnie											
vs. BS/Creighton											
vs. TBA											
at Tulane											
at Liberty											
at Alabama											
UTC											
at Kansas St											
UNCW											
Middle Ga. St.											
at UTA											
at Texas State											
Louisiana											
ULM											
at USA											
at Troy											
Texas State											
UTA											
Ga. Southern											
at ULM											
at Louisiana											
Troy											
USA											
at App State											
at Coastal											
Arkansas State											
Little Rock											
at Ga. Southern											

\* Game Started

### CAREER HIGHS

#### POINTS: 38

Little Rock, 2-3-18

#### FIELD GOALS MADE: 12

Little Rock, 2-3-18 (12-16)

#### FIELD GOALS ATTEMPTED: 19

UT Arlington, 2-24-18 (9-19)

#### 3-PT MADE: 10

Little Rock, 2-3-18 (10-13)

#### 3-PT ATTEMPTED: 13

Little Rock, 2-3-18 (10-13)

#### FREE THROWS MADE: 5

Troy, 1-9-17 (5-6)

Arkansas State, 1-8-18 (5-6)

#### FREE THROWS ATTEMPTED: 7

Dayton, 12-16-17 (4-7)

#### REBOUNDS: 6

Little Rock, 2-3-18

UT Arlington, 2-24-18

#### ASSISTS: 6

Troy, 3-9-18 (SBC)

#### STEALS: 4

Arkansas State, 2-1-18

#### BLOCKS: 1 (9X)

most recent: UT Arlington, 1-25-18

#### MINUTES: 39

Dayton, 12-16-17

### CAREER STATISTICS

SBC ONLY	G-GS	Min	Avg	FG- FGA	Pct.	3P-3PA	Pct.	FT- FTA	Pct.	O- D	Reb	Avg	Ast	Blk	Stl	Pts	Avg
2016-17	18- 1	218	12.1	32- 74	0.432	21- 56	0.375	14- 20	0.700	3- 19	22	1.2	13	1	2	99	5.5
2017-18	18-18	522	29.0	80- 174	0.460	56-121	0.463	20- 32	0.625	7- 41	48	2.7	35	3	10	236	13.1
Totals	36-19	740	20.6	112- 248	0.452	77-177	0.435	34- 52	0.654	10- 60	70	1.9	48	4	12	335	9.3
ALL GAMES	G-GS	Min	Avg	FG- FGA	Pct.	3P-3PA	Pct.	FT- FTA	Pct.	O- D	Reb	Avg	Ast	Blk	Stl	Pts	Avg
2014-15 (ALA)	14- 1	76	5.4	3- 23	0.130	2- 17	0.118	1- 2	0.500	0- 3	3	0.2	4	1	3	9	0.6
2016-17	33- 4	391	11.8	52- 129	0.403	34- 95	0.358	22- 33	0.667	6- 27	33	1.0	20	3	10	160	4.8
2017-18	35-35	993	28.4	144- 323	0.446	98-219	0.447	33- 50	0.660	10- 76	86	2.5	65	6	24	419	12.0
GSU Totals	68-39	1384	20.4	196- 452	0.434	132-314	0.420	55- 83	0.663	16-103	119	1.8	85	9	34	579	8.5
Totals	82-40	1460	17.8	199- 475	0.419	134-331	0.405	56- 85	0.659	16-106	122	1.5	89	10	37	588	7.2





## Damon Wilson

R-Jr. / 6-5 / 200 / Guard

Atlanta, Ga./Pitt/Our Savior New American HS

### ATHLETIC HONORS

- Appeared in 59 games at Pitt, making one start

### 2018-19 HIGHLIGHTS

- Grabbed a career-high 11 rebounds and scored 6 points in first game for GSU against ETSU on opening night.

### GAME-BY-GAME STATISTICS

2018-19	MP	FG	3FG	FT	O-D	Rb	As	TO	Blk	Stl	Pts
Ga. College (exh.)	*36	1-3	1-3	6-9	0-3	3	5	4	0	3	9
ETSU	*35	2-4	1-2	1-2	3-8	11	2	1	0	2	6
at Montana	*26	0-2	0-1	0-0	0-4	4	1	2	0	2	0
Mercer	*33	2-4	1-3	0-2	0-2	2	3	0	1	2	5
vs. St. Bonnie											
vs. BS/Creighton											
vs. TBA											
at Tulane											
at Liberty											
at Alabama											
UTC											
at Kansas St											
UNCW											
Middle Ga. St.											
at UTA											
at Texas State											
Louisiana											
ULM											
at USA											
at Troy											
Texas State											
UTA											
Ga. Southern											
at ULM											
at Louisiana											
Troy											
USA											
at App State											
at Coastal											
Arkansas State											
Little Rock											
at Ga. Southern											
* Game Started											

### CAREER HIGHS

#### POINTS: 20

Central Arkansas, 12-6-15

#### FIELD GOALS MADE: 7

Central Arkansas, 12-6-15

#### FIELD GOALS ATTEMPTED: 9 (2X)

most recent: Central Arkansas, 12-6-15

#### 3-POINTERS MADE: 2

Central Arkansas, 12-6-15

#### 3-POINTERS ATTEMPTED: 4

Central Arkansas, 12-6-15

#### FREE THROWS MADE: 4 (3X)

most recent: Virginia, 2-16-15

#### FREE THROWS ATTEMPTED: 6 (2X)

most recent: Eastern Wash., 12-11-15

#### REBOUNDS: 11

ETSU, 11-6-18

#### ASSISTS: 7

UMES, 1-2-16

#### STEALS: 2 (4X)

most recent: Mercer, 11-13-18

#### BLOCKS: 1 (3X)


most recent: Mercer, 11-13-18

#### MINUTES: 35

ETSU, 11-6-18

### CAREER STATISTICS

ALL GAMES	G-GS	Min	Avg	FG- FGA	Pct.	3P-3PA	Pct.	FT- FTA	Pct.	O- D	Reb	Avg	Ast	Blk	Stl	Pts	Avg
2015-16	30- 0	324	10.8	29- 84	0.345	9- 27	0.333	31- 44	0.705	4- 29	33	1.1	43	2	8	98	3.3
2016-17	29- 1	183	6.3	8- 31	0.258	0- 12	0.000	7- 12	0.583	1- 13	14	0.5	9	1	1	23	0.8
2018-19	3- 3	94	31.3	4- 10	0.400	2- 6	0.333	1- 4	0.250	3- 14	17	5.7	6	1	6	11	3.7
Totals	62- 4	601	9.7	41- 125	0.328	11- 45	0.244	39- 60	0.650	8- 56	47	0.8	58	4	15	132	2.1



## Jordan Tyson

Sr. | 6-9 | 215 | Forward

Cincinnati, Ohio/Walnut Hills HS/St. Bonaventure

# 50

### ATHLETIC HONORS

- Appeared in all 35 games in his first season at Georgia State.
- Graduated last May with a degree in journalism

### 2018-19 HIGHLIGHTS

- Came off the bench to play 12 minutes in opener against ETSU

### CAREER HIGHS

#### POINTS: 9

South Alabama, 3-3-18

#### FIELD GOALS MADE: 4

Carver Bible College, 11-10-17 (4-5)  
South Alabama, 3-3-18 (4-6)

#### FIELD GOALS ATTEMPTED: 6

Duquesne, 2-24-16 (2-6)  
South Alabama, 3-3-18 (4-6)

#### FREE THROWS MADE: 4

Duquesne, 2-24-16 (4-6)

#### FREE THROWS ATTEMPTED: 7

Duquesne, 1-16-16 (2-7)

#### REBOUNDS: 7

George Washington, 2-13-16  
Carver Bible College, 11-10-17

#### ASSISTS: 2

UT Arlington, 3-11-18 (SBC)

#### STEALS: 1 (7X)

most recent: ETSU, 11-6-18

#### BLOCKS: 5

Richmond, 1-31-16

#### MINUTES: 33

Fordham, 2-10-16

### GAME-BY-GAME STATISTICS

2018-19	MP	FG	3FG	FT	O-D	Rb	As	TO	Blk	Stl	Pts
Ga. College (exh.) *24	1-4	0-0	0-0	1-5	6	0	3	0	2	2	
ETSU	12	0-1	0-0	2-2	3-0	3	0	1	0	1	2
at Montana	8	1-1	0-0	0-0	1-2	3	0	1	0	0	2
Mercer	7	0-1	0-0	0-2	1-4	5	0	0	0	0	0
vs. St. Bonnie											
vs. BS/Creighton											
vs. TBA											
at Tulane											
at Liberty											
at Alabama											
UTC											
at Kansas St											
UNCW											
Middle Ga. St.											
at UTA											
at Texas State											
Louisiana											
ULM											
at USA											
at Troy											
Texas State											
UTA											
Ga. Southern											
at ULM											
at Louisiana											
Troy											
USA											
at App State											
at Coastal											
Arkansas State											
Little Rock											
at Ga. Southern											

\* Game Started

### CAREER STATISTICS

CONF. ONLY	G-GS	Min	Avg	FG- FGA	Pct.	3P-3PA	Pct.	FT- FTA	Pct.	O- D	Reb	Avg	Ast	Blk	Stl	Pts	Avg
2017-18	18- 0	168	9.3	14- 27	0.519	0- 0	0.000	5- 9	0.556	9- 22	31	1.7	0	10	1	33	1.8
ALL GAMES	G-GS	Min	Avg	FG- FGA	Pct.	3P-3PA	Pct.	FT- FTA	Pct.	O- D	Reb	Avg	Ast	Blk	Stl	Pts	Avg
2014-15*	1- 0	1	1.0	0- 0	0.000	0- 0	0.000	0- 0	0.000	0- 0	0	0.0	0	0	0	0	0.0
2015-16*	23- 9	364	15.8	20- 47	0.426	0- 0	0.000	13- 27	0.481	22- 52	74	3.2	0	25	3	53	2.3
2017-18	35- 0	252	7.2	30- 56	0.536	0- 0	0.000	9- 21	0.429	21- 47	7	0.2	4	22	4	69	2.0
2018-19	3- 0	27	9.0	1- 3	0.333	0- 0	0.000	2- 4	0.500	5- 6	11	3.7	0	0	1	4	1.3
GSU Totals	38- 0	279	7.3	31- 59	0.525	0- 0	0.000	11- 25	0.440	26- 53	79	2.1	4	22	5	73	1.9
Totals	62- 9	644	10.4	51- 106	0.481	0- 0	0.000	24- 52	0.462	48- 105	142	2.3	4	47	8	126	2.0

\*St. Bonaventure



## Kane Williams

So. | 6-3 | 190 | Guard

Douglasville, Ga./South Paulding HS

# 12

### ATHLETIC HONORS

- Appeared in 34 games as a freshman, including an NCAA Tournament appearance.

### 2018-19 HIGHLIGHTS

- Played 29 minutes in earning an opening night start against ETSU
- Scored a career-high 17 points in a career-high 37 minutes with 6 rebounds and 5 assists at Montana

### CAREER HIGHS

#### POINTS: 17

Montana, 11-9-18

#### FIELD GOALS MADE: 5

Point, 12-12-17 (5-7)  
Montana, 11-9-18 (5-11)

#### FIELD GOALS ATTEMPTED: 11

Montana, 11-9-18 (5-11)

#### 3-PT FIELD GOALS MADE: 1

Alabama A&M, 11-29-30 (1-2)  
Montana, 11-9-18 (1-1)  
Mercer, 11-13-18 (1-1)

#### 3-PT FIELD GOALS ATTEMPTED: 2

Alabama A&M, 11-29-30 (1-2)

#### FREE THROWS MADE: 8

Tulane, 11-26-17 (8-12)

#### FREE THROWS ATTEMPTED: 12

Tulane, 11-26-17 (8-12)  
Montana, 11-9-18 (6-12)

#### REBOUNDS: 8

South Alabama, 3-3-18

#### ASSISTS: 7

Tulane, 11-26-17

#### STEALS: 3

UT Arlington, 2-24-18

#### BLOCKS: 1

Point, 12-12-17; Troy, 3-1-18  
Montana, 11-9-18

#### MINUTES: 37

Montana, 11-9-18

### GAME-BY-GAME STATISTICS

2018-19	MP	FG	3FG	FT	O-D	Rb	As	TO	Blk	Stl	Pts
Ga. College (exh.)											
ETSU	*29	2-8	0-0	3-3	2-1	3	1	2	0	2	7
at Montana	*37	5-11	1-1	6-12	4-2	6	5	1	1	1	17
Mercer	*27	1-4	1-1	1-2	0-0	0	0	2	0	1	4
vs. St. Bonnie											
vs. BS/Creighton											
vs. TBA											
at Tulane											
at Liberty											
at Alabama											
UTC											
at Kansas St											
UNCW											
Middle Ga. St.											
at UTA											
at Texas State											
Louisiana											
ULM											
at USA											
at Troy											
Texas State											
UTA											
Ga. Southern											
at ULM											
at Louisiana											
Troy											
USA											
at App State											
at Coastal											
Arkansas State											
Little Rock											
at Ga. Southern											
* Game Started											

### CAREER STATISTICS

CONF. ONLY	G-GS	Min	Avg	FG- FGA	Pct.	3P-3PA	Pct.	FT- FTA	Pct.	O- D	Reb	Avg	Ast	Blk	Stl	Pts	Avg
2017-18	17- 2	158	9.3	11- 26	0.423	0- 6	0.000	22- 26	0.846	10- 9	19	1.1	15	1	10	44	2.6
ALL GAMES	G-GS	Min	Avg	FG- FGA	Pct.	3P-3PA	Pct.	FT- FTA	Pct.	O- D	Reb	Avg	Ast	Blk	Stl	Pts	Avg
2017-18	34- 2	367	10.8	32- 69	0.464	1- 12	0.083	54- 76	0.711	13- 34	47	1.4	42	2	21	119	3.5
2018-19	3- 3	93	31.0	8- 23	0.348	2- 2	1.000	10- 17	0.588	6- 3	9	3.0	6	1	4	28	9.3
Totals	37- 5	460	12.4	40- 92	0.435	3- 14	0.214	64- 93	0.688	19- 37	47	1.3	48	3	25	147	4.0



## Nelson Phillips

Fr. | 6-4 | 175 | Guard

Warner Robins, Ga./Warner Robins HS

10

### ATHLETIC HONORS

- A four-star prospect who was ranked as high as the fifth-best player in the state of Georgia and among the top 100 players in the country by 247sports.com.

### 2018-19 HIGHLIGHTS

- Finished with 9 points and 5 rebounds in exhibition game with Georgia College
- Scored 9 points and grabbed 7 rebounds in 20 minutes at Montana

### CAREER HIGHS

#### POINTS: 9

Montana, 11-9-18

#### FIELD GOALS MADE: 4

Montana, 11-9-18 (4-10)

#### FIELD GOALS ATTEMPTED: 10

Montana, 11-9-18 (4-10)

#### 3-PT FIELD GOALS MADE: -

-

#### 3-PT FIELD GOALS ATTEMPTED: 1

Mercer, 11-13-18 (0-1)

#### FREE THROWS MADE: 1

Montana, 11-9-18 (1-2)

#### FREE THROWS ATTEMPTED: 2

ETSU, 11-6-18; Montana, 11-9-18

#### REBOUNDS: 7

Montana, 11-9-18

#### ASSISTS: -

-

#### STEALS: 1

Montana, 11-9-18

#### BLOCKS: -

-

#### MINUTES: 20

Montana, 11-9-18

### GAME-BY-GAME STATISTICS

2018-19	MP	FG	3FG	FT	O-D	Rb	As	TO	Blk	Stl	Pts
Ga. College (exh.). *28	3-10	0-0	3-4	3-2	5	0	0	0	0	1	9
ETSU .....	4	0-1	0-0	0-2	0-2	2	0	0	0	0	0
at Montana .....	20	4-10	0-0	1-2	5-2	7	0	0	0	1	9
Mercer .....	18	0-2	0-1	0-0	3-2	5	0	1	0	0	0
vs. St. Bonnie.....											
vs. BS/Creighton..											
vs. TBA.....											
at Tulane .....											
at Liberty .....											
at Alabama.....											
UTC .....											
at Kansas St .....											
UNCW .....											
Middle Ga. St. ....											
at UTA .....											
at Texas State .....											
Louisiana.....											
ULM .....											
at USA.....											
at Troy .....											
Texas State.....											
UTA.....											
Ga. Southern.....											
at ULM.....											
at Louisiana .....											
Troy .....											
USA .....											
at App State .....											
at Coastal .....											
Arkansas State ....											
Little Rock .....											
at Ga. Southern ...											
* Game Started											

### CAREER STATISTICS

ALL GAMES	G-GS	Min	Avg	FG- FGA	Pct.	3P-3PA	Pct.	FT- FTA	Pct.	O- D	Reb	Avg	Ast	Blk	Stl	Pts	Avg
2018-19	3- 0	42	14.0	4- 13	0.308	0- 1	0.000	1- 4	0.250	8- 6	14	4.7	0	0	1	9	3.0





## Josh Linder

So. | 6-9 | 205 | Forward

Kathleen, Ga./Veterans HS

# 20

### ATHLETIC HONORS

- Played in 24 games as a freshman averaging 4.6 minutes per game.

### 2018-19 HIGHLIGHTS

- Finished with 4 points and 3 rebounds in just 4 minutes at Montana

### GAME-BY-GAME STATISTICS

2018-19	MP	FG	3FG	FT	O-D	Rb	As	TO	Blk	Stl	Pts
Ga. College (exh.)	7	1-2	0-0	0-0	2-1	3	0	1	0	0	2
ETSU				DNP							
at Montana	4	2-4	0-0	0-3	3-0	3	0	1	0	1	4
Mercer	5	0-0	0-0	0-0	0-1	1	0	2	0	1	0
vs. St. Bonnie											
vs. BS/Creighton											
vs. TBA											
at Tulane											
at Liberty											
at Alabama											
UTC											
at Kansas St											
UNCW											
Middle Ga. St.											
at UTA											
at Texas State											
Louisiana											
ULM											
at USA											
at Troy											
Texas State											
UTA											
Ga. Southern											
at ULM											
at Louisiana											
Troy											
USA											
at App State											
at Coastal											
Arkansas State											
Little Rock											
at Ga. Southern											
* Game Started											

### CAREER HIGHS

#### POINTS: 8

Carver Bible College, 11-10-17

#### FIELD GOALS MADE: 3

Carver Bible College, 11-10-17 (3-6)  
Point, 12-12-17 (3-8)

#### FIELD GOALS ATTEMPTED: 8

Point, 12-12-17 (3-8)

#### FREE THROWS MADE: 2

Carver Bible College, 11-10-17 (2-3)

#### FREE THROWS ATTEMPTED: 3

Carver Bible College, 11-10-17 (2-3)  
Montana, 11-9-18 (0-3)

#### REBOUNDS: 4

Point, 12-12-17

#### ASSISTS: 1

Carver Bible College, 11-10-17  
Eastern Washington, 11-20-17  
Point, 12-12-17

#### STEALS: 2

Carver Bible College, 11-10-17

#### BLOCKS: 1

Alabama A&M, 11-29-17  
Point, 12-12-17  
Chattanooga, 12-23-17

#### MINUTES: 17

Carver Bible College, 11-10-17

### CAREER STATISTICS

CONF. ONLY	G-GS	Min	Avg	FG- FGA	Pct.	3P-3PA	Pct.	FT- FTA	Pct.	O- D	Reb	Avg	Ast	Blk	Stl	Pts	Avg
2017-18	12- 0	30	2.5	3- 5	0.600	0- 0	0.000	1- 6	0.167	4- 2	6	0.5	0	0	0	7	0.6
ALL GAMES	G-GS	Min	Avg	FG- FGA	Pct.	3P-3PA	Pct.	FT- FTA	Pct.	O- D	Reb	Avg	Ast	Blk	Stl	Pts	Avg
2017-18	24- 0	110	4.6	13- 27	0.481	0- 1	0.000	6- 17	0.353	11- 11	22	0.9	3	3	2	32	1.3
2018-19	2- 0	4	2.0	2- 4	0.500	0- 0	0.000	0- 3	0.000	3- 1	4	2.0	0	0	2	4	2.0
Totals	26- 0	114	4.4	15- 31	0.484	0- 0	0.000	6- 20	0.300	14- 12	22	0.8	3	3	4	36	1.4



## Kavonte Ivery

Fr. | 6-7 | 230 | Forward

Stockbridge, Ga./Stockbridge HS

0

### ATHLETIC HONORS

- A 3-star forward out of Stockbridge High School who enters his freshman year at Georgia State after being ranked as high as the No. 18 prospect in Georgia.

### 2018-19 HIGHLIGHTS

- Played 3 minutes in season opener against ETSU
- Grabbed a pair of rebounds at Montana

### CAREER HIGHS

**POINTS:** -

-

**FIELD GOALS MADE:** -

-

**FIELD GOALS ATTEMPTED:** 2

Montana, 11-9-18

**3-PT FIELD GOALS MADE:** -

-

**3-PT FIELD GOALS ATTEMPTED:** 1

ETSU, 11-6-18; Montana, 11-9-18;  
Mercer, 11-13-18

**FREE THROWS MADE:** -

-

**FREE THROWS ATTEMPTED:** -

-

**REBOUNDS:** 2

Montana, 11-9-18

**ASSISTS:** -

-

**STEALS:** -

-

**BLOCKS:** -

-

**MINUTES:** 5


Montana, 11-9-18

### GAME-BY-GAME STATISTICS

2018-19	MP	FG	3FG	FT	O-D	Rb	As	TO	Blk	Stl	Pts
Ga. College (exh.)	9	1-4	1-4	0-0	0-3	3	1	1	0	1	3
ETSU	3	0-1	0-1	0-0	0-0	0	0	0	0	0	0
at Montana	5	0-2	0-1	0-0	1-1	2	0	0	0	0	0
Mercer	2	0-1	0-1	0-0	0-0	0	0	1	0	0	0
vs. St. Bonnie											
vs. BS/Creighton											
vs. TBA											
at Tulane											
at Liberty											
at Alabama											
UTC											
at Kansas St											
UNCW											
Middle Ga. St.											
at UTA											
at Texas State											
Louisiana											
ULM											
at USA											
at Troy											
Texas State											
UTA											
Ga. Southern											
at ULM											
at Louisiana											
Troy											
USA											
at App State											
at Coastal											
Arkansas State											
Little Rock											
at Ga. Southern											
* Game Started											

### CAREER STATISTICS

ALL GAMES	G-GS	Min	Avg	FG- FGA	Pct.	3P-3PA	Pct.	FT- FTA	Pct.	O- D	Reb	Avg	Ast	Blk	Stl	Pts	Avg
2018-19	2- 0	4	2.0	2- 4	0.500	0- 0	0.000	0- 3	0.000	3- 1	4	2.0	0	0	2	4	2.0



**Chris Clerkley**  
Jr. | 6-9 | 235 | Forward  
Perry, Ga./Perry HS

**14**

### ATHLETIC HONORS

- Has played in 28 games over his first two seasons at Georgia State.

### 2018-19 HIGHLIGHTS

- Blocked 2 shots in opening night win over ETSU
- Finished with 2 points, 2 rebounds and 2 blocked shots at Montana

### CAREER HIGHS

**POINTS: 5**

Georgia Southwestern, 12-10-16

**FIELD GOALS MADE: 1**

Georgia Southwestern, 12-10-16 (1-2)  
Montana, 11-9-18 (1-1)

**FIELD GOALS ATTEMPTED: 2**

Georgia Southwestern, 12-10-16 (1-2)  
Chattanooga, 12-23-17 (0-2)

**FREE THROWS MADE: 3**

Georgia Southwestern, 12-10-16 (3-6)

**FREE THROWS ATTEMPTED: 6**

Georgia Southwestern, 12-10-16 (3-6)

**REBOUNDS: 3**

Georgia Southwestern, 12-10-16

**ASSISTS: 2**

Point, 12-12-17

**STEALS: -**

-

**BLOCKS: 2**

Georgia Southwestern, 12-10-16  
Point, 12-12-17, ETSU, 11-6-18  
Montana, 11-9-18

**MINUTES: 12**

Georgia Southwestern, 12-10-16

### GAME-BY-GAME STATISTICS

2018-19	MP	FG	3FG	FT	O-D	Rb	As	TO	Blk	Stl	Pts
Ga. College (exh.)	9	0-0	0-0	0-0	0-0	0	0	0	0	0	0
ETSU	3	0-0	0-0	0-0	0-0	0	0	0	2	0	0
at Montana	7	1-1	0-0	0-0	0-2	2	0	1	2	0	2
Mercer					DNP						
vs. St. Bonnie											
vs. BS/Creighton											
vs. TBA											
at Tulane											
at Liberty											
at Alabama											
UTC											
at Kansas St											
UNCW											
Middle Ga. St.											
at UTA											
at Texas State											
Louisiana											
ULM											
at USA											
at Troy											
Texas State											
UTA											
Ga. Southern											
at ULM											
at Louisiana											
Troy											
USA											
at App State											
at Coastal											
Arkansas State											
Little Rock											
at Ga. Southern											
* Game Started											

### CAREER STATISTICS

SBC ONLY	G-GS	Min	Avg	FG- FGA	Pct.	3P-3PA	Pct.	FT- FTA	Pct.	O- D	Reb	Avg	Ast	Blk	Stl	Pts	Avg
2016-17	2- 0	3	1.5	0- 0	0.000	0- 0	0.000	0- 0	0.000	0- 0	0	0.0	0	0	0	0	0.0
2017-18	8- 0	17	2.1	0- 1	0.000	0 0	0.000	0- 0	0.000	1- 2	3	0.4	0	0	0	0	0.0
Totals	10- 0	20	2.0	0- 1	0.000	0 0	0.000	0- 0	0.000	1- 2	3	0.3	0	0	0	0	0.0
ALL GAMES	G-GS	Min	Avg	FG- FGA	Pct.	3P-3PA	Pct.	FT- FTA	Pct.	O- D	Reb	Avg	Ast	Blk	Stl	Pts	Avg
2016-17	11- 0	26	2.4	1- 3	0.333	0- 0	0.000	3- 6	0.500	2- 3	5	0.5	0	4	0	5	0.5
2017-18	17- 0	47	2.8	0- 4	0.000	0- 0	0.000	0- 1	0.000	2- 7	9	0.5	3	2	0	0	0.0
2018-19	2- 0	10	5.0	1- 1	1.000	0- 0	0.000	0- 0	0.000	0- 2	2	1.0	0	4	0	2	1.0
Totals	30- 0	83	2.8	2- 8	0.250	0- 0	0.000	3- 7	0.429	4- 12	14	0.5	3	10	0	7	0.2



# Matt Chism

So. / 6-3 / 185 / Guard

Dawsonville, Ga./Dawson Christian Academy

# 35

## ATHLETIC HONORS

- Played in 13 games as a freshman, scoring seven points and grabbing a pair of rebounds.

## 2018-19 HIGHLIGHTS

- 

## GAME-BY-GAME STATISTICS

2018-19	MP	FG	3FG	FT	O-D	Rb	As	TO	Blk	Stl	Pts
Ga. College (exh.)	9	1-2	0-1	0-0	0-1	1	0	0	0	0	2
ETSU				DNP							
at Montana				DNP							
Mercer				DNP							
vs. St. Bonnie											
vs. BS/Creighton											
vs. TBA											
at Tulane											
at Liberty											
at Alabama											
UTC											
at Kansas St											
UNCW											
Middle Ga. St.											
at UTA											
at Texas State											
Louisiana											
ULM											
at USA											
at Troy											
Texas State											
UTA											
Ga. Southern											
at ULM											
at Louisiana											
Troy											
USA											
at App State											
at Coastal											
Arkansas State											
Little Rock											
at Ga. Southern											
* Game Started											

## CAREER HIGHS

### POINTS: 2

Point, 12-12-17  
Chattanooga, 12-23-17  
Troy, 3-9-18 (SBC)

### FIELD GOALS MADE: 1

Point, 12-12-17 (1-1)  
Chattanooga, 12-23-17 (1-1)  
Troy, 3-9-18 (SBC)

### FIELD GOALS ATTEMPTED: 1

Point, 12-12-17 (1-1)  
Chattanooga, 12-23-17 (1-1)  
Troy, 3-9-18 (SBC)

### 3-PT FIELD GOALS MADE: -

-

### 3-PT FIELD GOALS ATTEMPTED: -

-

### FREE THROWS MADE: 1

Carver Bible College, 11-10-17 (1-2)

### FREE THROWS ATTEMPTED: 2

Carver Bible College, 11-10-17 (1-2)

### REBOUNDS: 1

Point, 12-12-17  
Chattanooga, 12-23-17

### ASSISTS: 1

South Alabama, 3-3-18

### STEALS: -

-

### BLOCKS: -

-

### MINUTES: 3

Carver Bible College, 11-10-17  
Eastern Washington, 11-20-17  
Chattanooga, 12-23-17

## CAREER STATISTICS

CONF ONLY	G-GS	Min	Avg	FG- FGA	Pct.	3P-3PA	Pct.	FT- FTA	Pct.	O- D	Reb	Avg	Ast	Blk	Stl	Pts	Avg
2017-18	5- 0	6	1.2	0- 0	0.000	0- 0	0.000	0- 0	0.000	0- 0	0	0.0	1	0	0	0	0.0
ALL GAMES	G-GS	Min	Avg	FG- FGA	Pct.	3P-3PA	Pct.	FT- FTA	Pct.	O- D	Reb	Avg	Ast	Blk	Stl	Pts	Avg
2017-18	13- 0	19	1.5	3- 3	1.000	0- 0	0.000	1- 2	0.500	0- 2	2	0.2	1	0	0	7	0.5





21

[illegible]

## Georgia State Men's Basketball Notes (page 26)

Game 1: Nov. 6, 2018, 7 p.m. (ESPN+)

### GEORGIA STATE 74, ETSU 68

GSU Sports Arena • Atlanta, Ga.

Georgia State opened the 2018-19 regular season defeating East Tennessee State 74-68 Tuesday night at GSU Sports Arena, capped off by a Damon Wilson 3-pointer and Jeff Thomas break-away dunk that turned a one point Panther lead with under a minute to play into a six-point victory.

Thomas led Georgia State (1-0) with a career-high 26 points, going 9-of-10 from the free throw line. Junior D'Marcus Simonds added 21 points and senior Malik Benlevi added a double-double with 12 points and 10 rebounds.

Wilson finished with six points and a team-high 11 rebounds in his first game in a Georgia State uniform.

ETSU (0-1), which won 25 games a year ago, but saw 10 newcomers in the line-up tonight, was led by Isaiah Tisdale, who scored 19 points in the loss. Mladen Armus just missed a double-double with 11 points and nine rebounds.

"That was a really good win," head coach Ron Hunter said. "We beat an NCAA Tournament team tonight. I thought offensively we were not that sharp early on, but that is okay. As I have said all along, we don't need to be playing our best basketball now. We just need to keep getting better every day."

Both teams struggled from the field in the first half as the Panthers' slight advantage came from their ability to get to the free-throw line. Georgia State converted on 11 of its 16 attempts from the line in the first half, steadying them to a 32-29 halftime lead.

Simonds got the Panthers going in the second half, hitting on two straight from beyond the arc before a Buccaneers 7-0 run helped them to a four point lead with seven minutes left. But the Panthers responded, tying the game back up on a Benlevi layup before the home crowd erupted as Thomas hit a corner three to put Georgia State back in the lead with five minutes to go.

After a step-back three by Simonds put the Panthers up by six with two minutes to play, a dunk by Myles Armus (11 points, nine rebounds) and a three by Tisdale had the Buccaneers within one. It came after a Georgia State 14-2 run that gave GSU a 66-58 lead with 3:46 to play.

But in the final minute of the game, Wilson pulled down a huge rebound after a Simonds miss and hit a three from the right corner. Simonds blocked an attempt by Armus on the other end and found Thomas who iced it.

With the win, the Panthers are now 8-0 in regular season home openers under Ron Hunter and have won 11 straight openers at GSU Sports Arena. Georgia State has also won six-straight season openers dating back to a 2011-12 loss at Duke on opening night.

### EAST TENNESSEE STATE 68 (0-1)

Player	FG	3P	FT	O	D	Reb	PF	TP	A	TB	Stl	Min
Rodriguez, f.....	2-6	0-0	2-2	6	7	13	3	6	1	2	0	28
Armus, c.....	5-15	0-0	1-3	7	2	9	4	11	0	2	3	31
Hodges, g.....	5-20	1-5	0-2	4	2	6	4	11	3	1	1	26
Good, g.....	2-8	2-7	0-0	1	5	6	1	6	4	1	0	32
Tisdale, g.....	6-11	0-4	7-9	2	3	5	4	19	4	3	0	28
Boyd III.....	1-6	0-0	0-0	1	1	4	2	3	0	2	0	14
Bernard.....	1-1	0-0	0-0	0	1	1	0	2	0	0	0	9
Williamson.....	0-0	0-0	0-0	0	0	0	0	0	1	0	0	2
Harrison.....	3-3	0-0	0-0	2	0	2	2	6	0	1	0	5
Tucker.....	1-4	1-3	2-2	1	0	1	2	5	0	0	0	25
Totals.....	26-74	4-23	12-18	27	22	49	24	68	12	13	4	200

FG%	1st: 11-36	30.6%	2nd: 15-38	39.5%	Game: 35.1%
3FG%	1st: 2-13	15.4%	2nd: 2-10	20.0%	Game: 17.4%
FT%	1st: 5-8	62.5%	2nd: 7-10	70.0%	Game: 66.7%

### GEORGIA STATE 74 (1-0)

Player	FG	3P	FT	O	D	Reb	PF	TP	A	TB	Stl	Min
Benlevi, f.....	5-11	1-6	1-2	4	6	10	4	12	1	1	2	36
Thomas, f.....	7-14	3-7	9-10	1	4	5	3	26	3	3	4	1
Wilson, g.....	2-4	1-2	1-2	3	8	11	2	6	2	1	0	35
Williams, g.....	2-8	0-0	3-3	2	1	3	4	7	1	2	0	29
Simonds, g.....	6-17	4-8	5-8	1	3	4	3	21	2	5	2	0
Ivery.....	0-1	0-1	0-0	0	0	0	0	0	0	0	0	3
Phillips.....	0-1	0-0	0-2	0	2	2	1	0	0	0	0	4
Clerkley.....	0-0	0-0	0-0	0	0	0	0	0	0	0	2	0
Tyson.....	0-1	0-0	2-2	3	0	3	1	2	0	1	0	12
Totals.....	22-57	9-24	21-29	15	24	39	18	74	9	13	10	7

FG%	1st: 9-30	30.0%	2nd: 13-27	48.1%	Game: 38.6%
3FG%	1st: 3-12	25.0%	2nd: 6-12	50.0%	Game: 37.5%
FT%	1st: 11-16	68.8%	2nd: 10-13	76.9%	Game: 72.4%

Score by Periods.....	1st	2nd	Total
East Tennessee State.....	29	39	68
Georgia State.....	32	42	74
Officials: Arthur Vaulk, Sidney Cohen, Chris King			Attendance: 1,688

Game 2: Nov. 9, 2018, 9 p.m. (Pluto TV)

### MONTANA 81, GEORGIA STATE 74

Dahlberg Arena • Missoula, Mont.

Despite 30 points from junior D'Marcus Simonds, Georgia State fell on the road at Montana 81-74 at Dahlberg Arena. The match-up featured two teams who advanced to the 2018 NCAA Tournament and are both favorited to win their respective leagues this season.

Simonds, who scored 20 points in the first half, finished 11-of-24 from the floor with three 3-pointers. Sophomore Kane Williams scored a career-high 17 points going 5-of-11 from the floor, grabbing six rebounds while dishing out five assists.

Georgia State (1-1) was held to just 38.9 percent from the floor and went just 12-of-24 from the free throw line. However GSU's defense held the Grizzlies to just 5-of-25 shooting from beyond the arc.

Montana (1-0) won its season opener as five players scored in double figures, led by 22 points from Jamar Akoh, while Michael Oguine garnered a double-double with 15 points and 10 rebounds.

Georgia State had six players pick up at least four fouls including Simonds who fouled out with a few seconds to play. The Panthers were called for 31 fouls which led to Montana going 28-of-43 from the free throw line.

Simonds gave Georgia State an early 8-6 lead as he scored the first eight points for the Panthers. Montana responded with a 7-0 run to take a 13-8 with 13:48 to play in the first half before another basket by Simonds.

The Grizzlies pushed the lead to 20-11 with 10:33 to play in the first half and still led 28-20 with just over five minutes to play. The Panthers responded with a 13-5 run to end the half capped by a dunk by junior Chris Clerkley to send the game into the locker room tied 33-33.

Simonds finished the first half with 20 points as the Panthers held Montana to just 2-of-15 3-point shooting in the first 20 minutes. More remarkable was the tie score despite seniors Malik Benlevi and Jeff Thomas, along with redshirt-junior Damon Wilson being held scoreless.

Georgia State scored the first six points of the second half as Benlevi knocked down a 3-pointer and led by as many as seven, 44-37, before back-to-back 3-pointers by Timmy Falls cut the Panthers lead to 44-43 with 13:48 to play.

With a 3-pointer with 11:05 to play, Simonds moved into 13th on GSU's all-time scoring list and gave GSU a 51-49 lead.

The two teams would battle back and forth before Montana started to pull away and led 67-60 with 3:51 to play. Another 3-pointer by Benlevi with 48 seconds to play cut Montana's lead to just 74-71, but unfortunately that is as close as the Panthers could get.

### GEORGIA STATE 74 (1-1)

Player	FG	3P	FT	O	D	Reb	PF	TP	A	TB	Stl	Min
Benlevi, f.....	3-9	2-4	0-0	2	5	7	4	8	0	1	0	21
Thomas, f.....	1-8	0-3	0-0	1	3	4	4	2	1	1	0	38
Wilson, g.....	0-2	0-1	0-0	0	4	4	0	0	1	2	0	26
Williams, g.....	5-11	1-1	6-12	4	2	6	4	17	5	1	1	37
Simonds, g.....	11-24	3-9	5-7	1	3	4	5	30	1	4	2	34
Ivery.....	0-2	0-1	0-0	1	1	2	0	0	0	0	0	5
Phillips.....	4-10	0-0	1-2	5	2	7	3	9	0	0	0	20
Clerkley.....	1-1	0-0	0-0	0	2	2	1	2	0	1	2	7
Linder.....	2-4	0-0	0-3	3	0	3	2	4	0	1	0	1
Tyson.....	1-1	0-0	0-0	1	2	3	4	2	0	1	0	8
Totals.....	28-72	6-19	12-24	21	25	46	31	74	8	12	5	200

FG%	1st: 13-29	44.8%	2nd: 15-43	34.9%	Game: 38.9%
3FG%	1st: 2-10	20.0%	2nd: 4-9	44.4%	Game: 31.6%
FT%	1st: 5-9	55.6%	2nd: 7-15	46.7%	Game: 50.0%

### MONTANA 81 (1-0)

Player	FG	3P	FT	O	D	Reb	PF	TP	A	TB	Stl	Min
Akoh, f.....	7-8	0-0	8-13	2	6	8	4	22	1	2	0	33
Oguine, g.....	2-4	1-2	10-15	2	8	10	3	15	4	0	2	1
Pridgett, g.....	5-10	0-1	0-2	4	0	4	3	10	0	5	1	23
Rorie, g.....	4-10	0-5	6-8	0	4	4	2	14	4	2	0	1
Moorehead, g.....	0-6	0-2	0-6	6	6	4	2	0	1	2	1	24
Falls.....	3-6	2-3	2-2	0	0	0	4	10	4	3	0	23
Dorsey.....	1-3	0-2	0-1	0	2	2	0	2	0	0	0	11
Manuel.....	2-8	2-6	0-0	0	1	1	0	6	0	1	0	1
Kramer.....	0-0	0-0	0-0	0	0	0	0	0	0	0	0	1
Totals.....	24-55	5-25	28-43	15	28	43	20	81	13	14	5	6

FG%	1st: 10-27	37.0%	2nd: 14-28	50.0%	Game: 43.6%
3FG%	1st: 2-15	13.3%	2nd: 3-10	30.0%	Game: 20.0%
FT%	1st: 11-19	57.9%	2nd: 17-24	70.8%	Game: 65.1%

Score by Periods.....	1st	2nd	Total
Georgia State.....	33	41	74
Montana.....	33	48	81
Officials: Jimmy Casas, Matt Mason, Brent Meaux			Attendance: 4,321

Game 2: Nov. 9, 2018, 9 p.m. (Pluto TV)

### MONTANA 81, GEORGIA STATE 74

Dahlberg Arena • Missoula, Mont.

Despite 30 points from junior D'Marcus Simonds, Georgia State fell on the road at Montana 81-74 at Dahlberg Arena. The match-up featured two teams who advanced to the 2018 NCAA Tournament and are both favorited to win their respective leagues this season.

Simonds, who scored 20 points in the first half, finished 11-of-24 from the floor with three 3-pointers. Sophomore Kane Williams scored a career-high 17 points going 5-of-11 from the floor, grabbing six rebounds while dishing out five assists.

Georgia State (1-1) was held to just 38.9 percent from the floor and went just 12-of-24 from the free throw line. However GSU's defense held the Grizzlies to just 5-of-25 shooting from beyond the arc.

Montana (1-0) won its season opener as five players scored in double figures, led by 22 points from Jamar Akoh, while Michael Oguine garnered a double-double with 15 points and 10 rebounds.

Georgia State had six players pick up at least four fouls including Simonds who fouled out with a few seconds to play. The Panthers were called for 31 fouls which led to Montana going 28-of-43 from the free throw line.

Simonds gave Georgia State an early 8-6 lead as he scored the first eight points for the Panthers. Montana responded with a 7-0 run to take a 13-8 with 13:48 to play in the first half before another basket by Simonds.

The Grizzlies pushed the lead to 20-11 with 10:33 to play in the first half and still led 28-20 with just over five minutes to play. The Panthers responded with a 13-5 run to end the half capped by a dunk by junior Chris Clerkley to send the game into the locker room tied 33-33.

Simonds finished the first half with 20 points as the Panthers held Montana to just 2-of-15 3-point shooting in the first 20 minutes. More remarkable was the tie score despite seniors Malik Benlevi and Jeff Thomas, along with redshirt-junior Damon Wilson being held scoreless.

Georgia State scored the first six points of the second half as Benlevi knocked down a 3-pointer and led by as many as seven, 44-37, before back-to-back 3-pointers by Timmy Falls cut the Panthers lead to 44-43 with 13:48 to play.

With a 3-pointer with 11:05 to play, Simonds moved into 13th on GSU's all-time scoring list and gave GSU a 51-49 lead.

The two teams would battle back and forth before Montana started to pull away and led 67-60 with 3:51 to play. Another 3-pointer by Benlevi with 48 seconds to play cut Montana's lead to just 74-71, but unfortunately that is as close as the Panthers could get.

### MERCER 60 (1-2)

Player	FG	3P	FT	O	D	Reb	PF	TP	A	TB	Stl	Min
Kilby, f.....	4-7	1-3	0-0	1	5	6	2	9	1	2	0	26
Stowe, g.....	2-5	1-1	2-2	1	2	2	7	0	2	0	1	25
Cohen, g.....	2-4	0-0	0-0	2	2	1	4	3	2	0	0	21
Cummings, g.....	4-13	2-11	0-0	1	3	4	1	10	5	2	0	32
Stair, g.....	4-11	2-6	2-2	3	6	9	0	12	0	2	0	1
Dimitrijevic.....	3-9	1-5	2-2	0	4	4	1	9	5	0	0	23
Peavy.....	0-1	0-0	0-0	0	0	0	2	0	0	2	0	10
Aimaq.....	3-6	0-0	0-2	3	5	8	3	6	0	1	1	20
Williamson.....	0-0	0-0	0-0	0	0	0	1	0	0	0	0	2
Bafutto.....	1-2	0-0	1-2	0	0	0	1	3	0	0	0	4
Totals.....	23-58	7-26	7-10	11	28	39	14	60	14	14	1	3

FG%	1st: 11-28	39.3%	2nd: 12-30	40.0%	Game: 39.7%
3FG%	1st: 2-10	20.0%	2nd: 5-16	31.3%	Game: 26.9%
FT%	1st: 1-2	50.0%	2nd: 6-8	75.0%	Game: 70.0%

### GEORGIA STATE 62 (2-1)

Player	FG	3P	FT	O	D	Reb	PF	TP	A	TB	Stl	Min
Benlevi, f.....	3-8	1-4	0-0	1	4	5	3	7	2	1	2	32
Thomas, g.....	11-17	8-13	0-0	0	4	4	1	30	5	1	2	0
Wilson, g.....	2-4	1-3	0-2	0	2	2	4	5	3	0	1	2
Williams, g.....	1-4	1-1	1-2	0	0	0	0	4	0	2	0	1
Simonds, g.....	6-17	4-12	0-1	5	6	6	4	16	3	6	0	1
Ivery.....	0-1	0-1	0-0	0	0	0	0	0	0	1	0	2
Phillips.....	0-2	0-1	0-0	3	2	5	1	0	0	1	0	18
Linder.....	0-0	0-0	0-0	0	1	1	2	0	0	2	0	1
Tyson.....	0-1	0-0	0-2	1	4	5	0	0	0	0	0	7
Totals.....	23-54	15-35	1-6	7	24	31	15	62	13	14	5	7

FG%	1st: 14-29	48.3%	2nd: 9-25	36.0%	Game: 42.6%
3FG%	1st: 11-21	52.4%	2nd: 4-14	28.6%	Game: 42.9%
FT%	1st: 1-3	33.3%	2nd: 0-3	0.0%	Game: 16.7%

Score by Periods.....	1st	2nd	Total
Mercer.....	25	35	60
Georgia State.....	40	22	62
Officials: Bill Jacobson, John Heatly, Nathan Quick			Attendance: 1,579

2018-19 Georgia State Basketball  
Georgia State Combined Team Statistics (as of Nov 13, 2018)  
All games

RECORD:	OVERALL	HOME	AWAY	NEUTRAL
ALL GAMES	2-1	2-0	0-1	0-0
CONFERENCE	0-0	0-0	0-0	0-0
NON-CONFERENCE	2-1	2-0	0-1	0-0

#	Player	gp-gs	min	avg	Total		3-Point		F-Throw		Rebounds				pf	dq	a	to	blk	stl	pts	avg
					fg-fga	fg%	3fg-fga	3fg%	ft-fa	ft%	off	def	tot	avg								
15	Simonds, D'Marcus	3-3	111	37.0	23-58	.397	11-29	.379	10-15	.667	3	11	14	4.7	12	1	6	15	4	3	67	22.3
30	Thomas, Jeff	3-3	115	38.3	19-39	.487	11-23	.478	9-10	.900	2	11	13	4.3	8	0	9	5	6	3	58	19.3
12	Williams, Kane	3-3	93	31.0	8-23	.348	2-2	1.000	10-17	.588	6	3	9	3.0	8	0	6	5	1	4	28	9.3
02	Benlevi, Malik	3-3	89	29.7	11-28	.393	4-14	.286	1-2	.500	7	15	22	7.3	11	0	3	3	4	5	27	9.0
01	Wilson, Damon	3-3	94	31.3	4-10	.400	2-6	.333	1-4	.250	3	14	17	5.7	10	0	6	3	1	6	11	3.7
10	Phillips, Nelson	3-0	42	14.0	4-13	.308	0-1	.000	1-4	.250	8	6	14	4.7	5	0	0	1	0	1	9	3.0
20	Linder, Josh	2-0	9	4.5	2-4	.500	0-0	.000	0-3	.000	3	1	4	2.0	4	0	0	3	0	2	4	2.0
50	Tyson, Jordan	3-0	27	9.0	1-3	.333	0-0	.000	2-4	.500	5	6	11	3.7	5	0	0	2	0	1	4	1.3
14	Clerkley, Chris	2-0	10	5.0	1-1	1.000	0-0	.000	0-0	.000	0	2	2	1.0	1	0	0	1	4	0	2	1.0
00	Ivery, Kavonte	3-0	10	3.3	0-4	.000	0-3	.000	0-0	.000	1	1	2	0.7	0	0	0	1	0	0	0	0.0
Team											5	3	8									
Total.....		3	600		73-183	.399	30-78	.385	34-59	.576	43	73	116	38.7	64	1	30	39	20	25	210	70.0
Opponents.....		3	600		73-187	.390	16-74	.216	47-71	.662	53	78	131	43.7	58	-	39	41	10	14	209	69.7

TEAM STATISTICS	GSU	OPP	Date	Opponent	Score	Att.
SCORING	210	209	11/06/18	EAST TENNESSEE STATE	w 74-68	1688
Points per game	70.0	69.7	11/9/18	at Montana	L 74-81	4321
Scoring margin	+0.3	-	11/13/18	MERCER	w 62-60	1579
FIELD GOALS-ATT	73-183	73-187	* - Conference game			
Field goal pct	.399	.390				
3 POINT FG-ATT	30-78	16-74				
3-point FG pct	.385	.216				
3-pt FG made per game	10.0	5.3				
FREE THROWS-ATT	34-59	47-71				
Free throw pct	.576	.662				
F-Throws made per game	11.3	15.7				
REBOUNDS	116	131				
Rebounds per game	38.7	43.7				
Rebounding margin	-5.0	-				
ASSISTS	30	39				
Assists per game	10.0	13.0				
TURNOVERS	39	41				
Turnovers per game	13.0	13.7				
Turnover margin	+0.7	-				
Assist/turnover ratio	0.8	1.0				
STEALS	25	14				
Steals per game	8.3	4.7				
BLOCKS	20	10				
Blocks per game	6.7	3.3				
ATTENDANCE	3267	4321				
Home games-Avg/Game	2-1634	1-4321				
Neutral site-Avg/Game	-	0-0				

Score by Periods	1st	2nd	Totals
Georgia State	105	105	210
Opponents	87	122	209

2018-19 Georgia State Basketball  
Georgia State Team Game-by-Game (as of Nov 13, 2018)  
All games

TEAM STATISTICS

Opponent	Date	Score		Total		3-Pointers		Free throws		Rebounds				pf	a	t/o	blk	stl	pts	avg
				fg-fga	pct	3fg-fga	pct	ft-fta	pct	off	def	tot	avg							
EAST TENNESSEE STAT	11/06/18	74-68	W	22-57	.386	9-24	.375	21-29	.724	15	24	39	39.0	18	9	13	10	7	74	74.0
at Montana	11/9/18	74-81	L	28-72	.389	6-19	.316	12-24	.500	21	25	46	42.5	31	8	12	5	11	74	74.0
MERCER	11/13/18	62-60	W	23-54	.426	15-35	.429	1-6	.167	7	24	31	38.7	15	13	14	5	7	62	70.0
Georgia State		210		73-183	.399	30-78	.385	34-59	.576	43	73	116	38.7	64	30	39	20	25	210	70.0
Opponents		209		73-187	.390	16-74	.216	47-71	.662	53	78	131	43.7	58	39	41	10	14	209	69.7

Games played: 3  
Points/game: 70.0  
FG Pct: 39.9  
3FG Pct: 38.5  
FT Pct: 57.6

Rebounds/game: 38.7  
Assists/game: 10.0  
Turnovers/game: 13.0  
Assist/turnover ratio: 0.8  
Steals/game: 8.3  
Blocks/game: 6.7



2018-19 Georgia State Basketball  
Georgia State Opponent Game-by-Game (as of Nov 13, 2018)  
All games

OPPONENT STATISTICS

Opponent	Date	Score		Total		3-Pointers		Free throws		Rebounds											
				fg-fga	pct	3fg-fga	pct	ft-fta	pct	off	def	tot	avg	pf	a	t/o	blk	stl	pts	avg	
EAST TENNESSEE STAT	11/06/18	74-68	W	26-74	.351	4-23	.174	12-18	.667	27	22	49	49.0	24	12	13	4	5	68	68.0	
at Montana	11/9/18	74-81	L	24-55	.436	5-25	.200	28-43	.651	15	28	43	46.0	20	13	14	5	6	81	74.5	
MERCER	11/13/18	62-60	W	23-58	.397	7-26	.269	7-10	.700	11	28	39	43.7	14	14	14	1	3	60	69.7	
Opponents		209		73-187	.390	16-74	.216	47-71	.662	53	78	131	43.7	58	39	41	10	14	209	69.7	
Georgia State		210		73-183	.399	30-78	.385	34-59	.576	43	73	116	38.7	64	30	39	20	25	210	70.0	

Games played: 3  
Points/game: 69.7  
FG Pct: 39.0  
3FG Pct: 21.6  
FT Pct: 66.2

Rebounds/game: 43.7  
Assists/game: 13.0  
Turnovers/game: 13.7  
Assist/turnover ratio: 1.0  
Steals/game: 4.7  
Blocks/game: 3.3