



Georgia State Softball 2013 Season Recap

2013 Season Review



Panther Softball Leaves Mark in Final Season in CAA

Georgia State softball's final season in the CAA was full of memorable moments and historic milestones, ranging from a perfect game to new school records.

On April 10 in a game against Georgia Southern, Kaitlyn Medlam recorded just the third perfect game in program history. She stands now as the only individual pitcher to have a perfect game as both previous occasions were combined efforts between two pitchers.

Medlam retired all 18 batters she faced in six innings pitched as the Panthers won the first game of a doubleheader 8-0 in run-rule fashion. The junior from Bethlehem, Ga. struck out five Eagles, all consecutively.

The victory was the most memorable of Medlam's 18 wins during the season, a number which tied her for the eighth-most wins for a Panther pitcher in a single season. With a total of 42 victories in three years, Medlam already claims the seventh-most wins in a career.

On April 24 in Athens, Ga., the Panthers defeated the No. 23 Georgia Bulldogs by a score of 10-7 in eight innings. It was just the third time GSU had beaten Georgia and first since 2000. The game was also the fifth-ever win over a ranked team in program history and third in the past two years.

Georgia State recorded another road win over a team from the SEC when the Panthers took down Auburn 4-1 at the Tigers' home field to finish the year 2-2 against teams from the Southeastern Conference.

The Panthers had six players named to All-CAA teams in GSU's final season in the league. Jessica Clifton made the first team, while Callie Alford, Lauren Coleman and Kaitlyn Medlam all earned spots on the second team. Both Taylor Anderson and Katie Worley were named to the CAA All-Rookie team.

Alford, Clifton and Medlam also represented GSU on the NFCA All-Region teams, making it the first time in program history that three Panthers earned All-Region honors. Medlam was named to the Mid-Atlantic Region first team, while both Alford and Clifton earned spots on the second team.

Clifton led the team with a .331 batting average and 57 hits. The junior center fielder was also named the CAA Player of the Week on April 31. Clifton, Alford and Coleman started all 55 games for the team during the season.

Medlam has now been named to the All-conference second team three consecutive seasons, while Alford has earned a spot on the second team twice. Coleman made the All-CAA first team last season.

Coleman set a new school record for walks in a single season with 53 bases-on-balls during the year. That mark easily eclipsed the previous record of 43 walks set by former Panther Danielle Roddy in 2007.

The sophomore ranked fifth in the NCAA in walks-per-game, averaging just under a base-on-ball per game. She led the CAA in both walks and on-base percentage. Coleman's 80

walks in two seasons already place her fourth on the career walks list. The Panthers also set a new school record for the most walks in a season as a team with 214, which led the CAA.

Nine student-athletes finished with double-digits in walks, including 29 by Ashley Christy which is the seventh-most in a season.

The Panthers were second in the league in runs scored, on-base percentage, RBI, home runs, and stolen bases.

Paige Nowacki hit 12 home runs during the season to tie the school record in career home runs with 32. The McDonough, Ga. native was named the CAA Player of the Week on February 26 after belting six long balls during the Panther Invitational.

Nowacki would have had the opportunity to hit a few more homers during the season, but missed almost four weeks with a broken wrist suffered in the Hofstra series. She finished her playing career with the fourth-most RBI in a career with 107 and the sixth-most walks with 73.

Georgia State hit 45 home runs as a team, including grand slams by Alford and Audrey Mason during the season. That mark is the second-most homers ever hit by a Panther team over a season, two less than the 47 in 2006.

With a team-leading 44 runs batted in, Alford placed herself fifth on the program single-season RBI list, just one RBI more than she had last season as a freshman. She was second in the CAA in RBI. The sophomore also hit 10 home runs, giving her 17 in her career.

2013 Season Review

Hurlers Medlam and freshman Katie Worley served as the one-two punch for the Panthers in the circle. Both pitchers won more than 15 games in 150+ innings pitched with sub-3.2 ERAs and more than 100 strikeouts.

Anderson got her college career off to a good start by registering a 16-game hitting streak early in the season. That streak currently stands as the second-longest in program history. The freshman started all but one game at shortstop during the season.

The team also had an impressive streak of 10 consecutive wins towards the end of the season. This winning streak now stands as the second-longest in school history, behind only three streaks of 11 straight wins.

Whitney Phillips ends her playing career with the fifth-most stolen bases after swiping 41 bags over four seasons, including nine in 2013.

Christy lead the team with 17 stolen bases, which is eighth in the single-season record books. Georgia State had 78 stolen bases as a team, tied for the second-most ever.

The 282 runs scored by the 2013 Panthers rank as the third-most for a team in the school record books and was the second-most in the CAA. Anderson paced the squad with 42 runs scored, also the second-most in the league on the year.

The Panthers defeated five teams during the season that would eventually go on to win their respective conference championships: Central Connecticut State (NEC), Jacksonville State (OVC), NC State (ACC), Georgia Southern (SoCon) and Hofstra (CAA).

A total of ten teams from GSU's 2013 schedule made the field of 64 for the NCAA Tournament.

In his third season, head coach Roger Kincaid surpassed the 100-win mark during the CAA series against Drexel. Kincaid now has a mark of 105-57 (.648) in charge of the Panthers, including a mark of 41-20 (.683) in CAA play.

The Panthers recorded their seventh consecutive winning season in 2013, finishing with the program's sixth-best winning percentage (.655).

GSU missed out on their first CAA tournament, only because the Panthers were ineligible for the conference postseason after announcing a move to the Sun Belt Conference in 2014. The Panthers would have made the four-team tournament as the third-seed.

Five seniors — Audrey Mason, Brenna Morrissey, Paige Nowacki, Whitney Phillips and Carrie Williams — finished their playing careers at Georgia State in 2013 with a record of 147-81 over four seasons, including a 55-27 CAA mark.

The 2013 season marked the Panthers' final season in the CAA after seven successful seasons. Georgia State will compete in the Sun Belt Conference starting in the 2014 season. ■



2013 SCHEDULE AND RESULTS (36-19, 13-8 CAA)

Date	Opponent	Result	Date	Opponent	Result
Feb. 08	Troy ¹	L, 3-5	Mar. 29	at Hofstra (DH)*	W, 3-2
Feb. 08	Southern Illinois-Edwardsville ¹	W, 10-9	Mar. 29	at Hofstra (DH)*	L, 1-7
Feb. 09	Mississippi State ¹	L, 1-9 (5)	Mar. 30	at Hofstra*	L, 1-2
Feb. 09	South Alabama ¹	L, 0-8 (6)	Apr. 02	at Kennesaw State	W, 7-3
Feb. 10	Southern Illinois-Edwardsville ¹	Canceled	Apr. 03	FURMAN (DH)	L, 2-6
Feb. 10	Tennessee State ¹	Canceled	Apr. 03	FURMAN (DH)	W, 3-1
Feb. 16	NORTHERN KENTUCKY ²	W, 10-0 (5)	Apr. 06	at Towson (DH)*	L, 1-2
Feb. 16	PRESBYTERIAN COLLEGE ²	L, 15-16 (9)	Apr. 06	at Towson (DH)*	W, 5-2
Feb. 17	NORTHERN KENTUCKY ²	W, 8-2	Apr. 07	at Towson*	L, 3-4
Feb. 17	OAKLAND ²	W, 11-2	Apr. 10	GEORGIA SOUTHERN (DH)	W, 8-0 (6)
Feb. 20	at Auburn	W, 4-1	Apr. 10	GEORGIA SOUTHERN (DH)	L, 4-5
Feb. 23	Northern Colorado ³	L, 7-8	Apr. 13	UNCW (DH)*	W, 8-2
Feb. 23	Akron ³	L, 0-2	Apr. 13	UNCW (DH)*	L, 2-4
Feb. 24	North Carolina State ³	W, 5-1	Apr. 14	UNCW*	W, 1-0
Feb. 24	Troy ³	L, 7-8 (8)	Apr. 18	SAMFORD (DH)	W, 3-1
Feb. 27	at Mercer (DH)	W, 5-0	Apr. 18	SAMFORD (DH)	W, 6-4
Feb. 27	at Mercer (DH)	W, 9-6	Apr. 20	at Drexel (DH)*	W, 7-6
Mar. 01	Central Connecticut ⁴	W, 3-1	Apr. 20	at Drexel (DH)*	W, 9-0 (6)
Mar. 01	Western Michigan ⁴	W, 11-2	Apr. 21	at Drexel*	W, 9-0 (5)
Mar. 02	Kent State ⁴	W, 9-3	Apr. 24	at #23 Georgia	W, 10-7 (8)
Mar. 02	Stephen F. Austin ⁴	W, 3-2 (8)	Apr. 26	DELAWARE*	W, 6-5 (8)
Mar. 03	St. Joseph's ⁴	L, 3-9	Apr. 27	DELAWARE (DH)*	W, 8-0 (6)
Mar. 07	EASTERN ILLINOIS (DH)	W, 6-5 (10)	Apr. 27	DELAWARE (DH)*	W, 4-2
Mar. 07	EASTERN ILLINOIS (DH)	W, 4-3	May 03	at James Madison (DH)*	L, 3-7
Mar. 19	JACKSONVILLE STATE	W, 11-3 (5)	May 03	at James Madison (DH)*	L, 4-5
Mar. 20	at #4/6 Alabama	L, 1-9 (5)	May 04	at James Madison*	L, 0-8 (5)
Mar. 23	GEORGE MASON (DH)*	W, 5-0			
Mar. 23	GEORGE MASON (DH)*	W, 7-4			
Mar. 24	GEORGE MASON*	W, 2-1			
Mar. 26	KENNESAW STATE	W, 1-0			
Mar. 27	at Chattanooga	W, 3-1			

1 - Bulldog Kickoff Classic, Starkville, Miss.

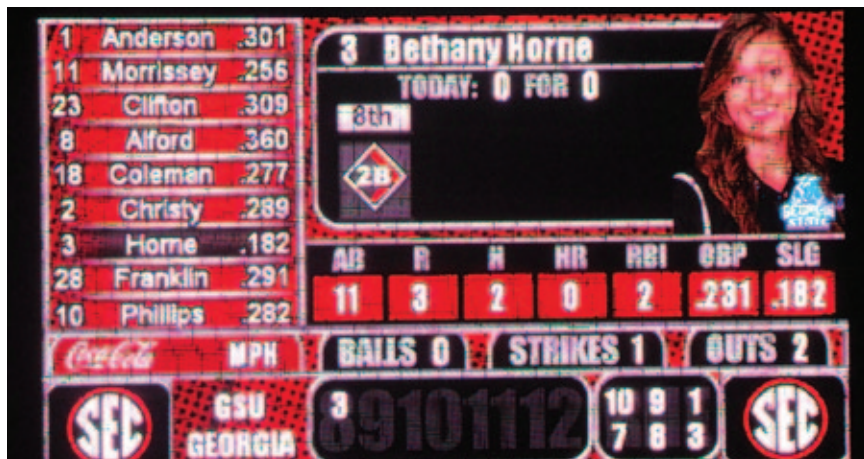
2 - Panther Invitational, Panthersville, Ga.

3 - Phyllis Rafter Memorial, Panthersville, Ga.

4 - USF Under Armour Invitational, Tampa, Fla.

* - Colonial Athletic Association game

2013 Season Review



Awards and Honors

2013 SEASON RECORD

Final Record: 36-19
CAA Record: 13-8
Home: 20-7 • **Away:** 11-9 • **Neutral:** 5-3
Final RPI: 51st out of 291 DI Teams (Top 17%)
Final National Team Rankings: Stolen bases (44th; 1.42); Winning percentage (57th; 0.655); Scoring (60th; 5.13); Home runs (74th; 0.82)
Final National Individual Rankings: Walks per Game — Lauren Coleman (5th; 0.96)

SCHOOL RECORDS

Single-Season Walks (Individual) Lauren Coleman (53)
 Single-Season Walks (Team) 214
 Career Home Runs Paige Nowacki (32; tied record)

NFCA ALL-MID ATLANTIC REGION

Kaitlyn Medlam P First Team
 Callie Alford C Second Team
 Jessica Clifton OF Second Team

ALL-CAA FIRST TEAM

Jessica Clifton OF

ALL-CAA SECOND TEAM

Callie Alford C
 Lauren Coleman 1B
 Kaitlyn Medlam P

ALL-CAA ROOKIE TEAM

Taylor Anderson SS
 Katie Worley P

CAA PLAYERS OF THE WEEK

Paige Nowacki February 19
 Ashley Christy March 26
 Jessica Clifton April 29

CAA PITCHERS OF THE WEEK

Kaitlyn Medlam February 26

CAA ROOKIES OF THE WEEK

Taylor Anderson March 5
 Katie Worley April 29

GSU BLUE CARPET AWARDS BANQUET

Taylor Scarpantonio All-Academic Team

NOTEWORTHY

PERFECTION

Junior pitcher **Kaitlyn Medlam** threw just the third perfect game in program history on April 10 against Georgia Southern.

Medlam retired all 18 batters she faced during the six inning game. She is also the first individual Panther to earn a perfect game as the previous two were combined between two pitchers.

Georgia State won the game 8-0 on 13 hits to provide plenty of offensive support for Medlam.

PERFECT GAMES

Kaitlyn Medlam	Georgia Southern	2013
C. Morgan/A. Mills	Western Carolina	2008
A. Mills/E. Thomas	Savannah State	2008

WALK THIS WAY

With 53 walks this season, sophomore first-baseman **Lauren Coleman** set a new single-season school record for bases on balls, breaking the previous best of 43 set in 2007.

SINGLE SEASON WALKS LIST

1. Lauren Coleman	2013	53
2. Danielle Roddy	2007	43
3. Meghan McCoy	2006	35
4. Catherine Lee	2009	33
5. Danielle Roddy	2008	32
Alison Bradford	2007	32
7. Jennifer Morgan	1989	29
Danielle Roddy	2010	29
Jennifer Morgan	1989	29
Ashley Christy	2013	29

In only two years, Coleman has drawn 80 walks, which is fourth-most in a career. Paige Nowacki finished her playing career sixth on the all-time walks list with 73 bases on balls.

That ranked Coleman fifth in the NCAA in walks per game.

CAREER WALKS LIST

1. Danielle Roddy	2007-10	132
2. Jennifer Morgan	1987-90	100
3. Lily Skelton	2007-10	85
4. Lauren Coleman	2012-13	80
5. Meghan McCoy	2003-06	79
6. Paige Nowacki	2010-13	73

As a team, GSU set a new single-season record by drawing a total of 214 walks on the season. Nine Panthers had double-digit walks.

2013 Season Review

TURN THE PAIGE

With 32 homers in her career, senior **Paige Nowacki** tied the school home run record with former-teammate Lauren Jones.

CAREER HOME RUN LIST

1. Lauren Jones.....	2008-11	32
Paige Nowacki	2010-13	32
2. Corrie Roberts	1999-2002	31
4. Lily Skelton	2007-10	25
5. Meghan McCoy	2003-06	24
6. Danielle Polley.....	1995-98	23
7. Catherine Lee.....	2008-09	22
8. Mel DelGallo.....	1994-97	18
Nicole Griffin.....	2006-07	18
10. Callie Alford	2012-13	17

Nowacki lead the Panthers with 12 homers during the season, which tied for the third-most home runs in a single season in program history.

SINGLE-SEASON HOME RUN LIST

1. Catherine Lee.....	2008	17
2. Lauren Jones.....	2011	14
3. Katie Blue.....	2003	12
Paige Nowacki	2013	12
4. Buffie Chourmos.....	1999	10
Lily Skelton	2007	10
Paige Nowacki.....	2012	10
Callie Alford	2013	10

Georgia State hit 45 home runs as a team, with eleven Panthers contributing longballs.

That total is the second-most a GSU team hit in a season, only two shy of the school-record 47 hit by the 2006 team.

IN-STATE DOMINANCE

In seven games against Georgia opponents, the Panthers are 6-1. This includes a 10-7 upset win at No. 23 Georgia on April 24. The win in Athens is just the fifth time GSU has defeated a ranked team and the third time in two seasons.

GSU swept two games from in-state teams Mercer and Kennseaw State during 2013.

The only loss to a fellow Georgia opponent came with a doubleheader split against future Sun Belt foe Georgia Southern.

MEDLAM MAKING A MARK

Medlam is currently eighth on the all-time ERA list with a career ERA of 2.26. With 284 strikeouts, she is eighth on the career strikeout list.

Eighteen wins this season give Medlam 42 victories in her career. That mark is seventh-best in Georgia State softball history.

Medlam is a three-time All-CAA second team selection as well as the 2011 conference Rookie of the Year.

BASE THIEVES

The Panthers stole 78 bases during the season, which stands as the second-most for a team in the single-season school record books.

Ashley Christy paced GSU with 17 steals, which ranked as the eighth-most in school history for a single-season. Eleven different Panthers swiped a base in 2013.

With nine stolen bases on the season and 41 in her career, senior **Whitney Phillips** closed her career fifth in program history in the category.

CAREER STOLEN BASE LIST

1. Missy Hall.....	1998-2002	66
2. Corrie Roberts	1999-2001	62
3. Susan Fryer.....	1992-95	56
4. Jennifer Morgan.....	1987-90	48
5. Whitney Phillips	2009-12	41

AWARDS WATCH

Six Panthers earned CAA weekly honors.

Paige Nowacki, Ashley Christy and **Jessica Clifton** were all named the conference Players of the Week during 2013.

Kaitlyn Medlam has earned a Pitcher of the Week award, while **Taylor Anderson** and **Katie Worley** earned CAA Rookie of the Week honors.

Medlam, Nowacki and Clifton are among the most decorated student-athletes in program history. Medlam has won a school-record five weekly conference honors during her career, while both Clifton and Nowacki earned four.

GOING STREAKING

Freshman **Taylor Anderson** recorded an impressive hitting streak of 16 games early in the season. That streak stands as the second longest in program history, only three shy of the school record of 19 games set by Mary Kathryn Brannan in 2007.

LONGEST HITTING STREAKS

19	Mary Kathryn Branan	2007
16	Taylor Anderson	2013
15	Nicole Griffin	2007
15	Michelle Parker	1995

Towards the end of the season, the team ripped off ten straight wins, to establish the second-longest win-streak in school history.

LONGEST WINNING STREAKS

11 games	1993	Feb 19 — Mar 11
11 games	1993	Feb 28 — Apr 10
11 games	1987	unavailable
10 games	2013	Apr 14 — Apr 27

WEEKLY RPI

Here's where the Panthers placed in the 2013 weekly NCAA Ratings Percentage Index (RPI):

Week 1:	62
Week 2:	49
Week 3:	50
Week 4:	61
Week 5:	60
Week 6:	48
Week 7:	49
Week 8:	51

ROGER THAT, COACH

With the sweep at Drexel, head coach **Roger Kincaid** surpassed 100 wins in charge of the Panther softball program.

In the three seasons under Kincaid's guidance, GSU has also logged a CAA record of 38-17.

Kincaid took over on an interim basis after the retirement of longtime head coach Bob Heck in 2011. Kincaid immediately led the Panthers to a CAA conference title and the NCAA Tournament.

He was named the CAA Coach of the Year and hired as the program's permanent head coach prior to the 2012 season.

PRESEASON POLLS

Georgia State was selected to finish 2nd in the CAA, according to the preseason coaches' poll. The Panthers tied with James Madison with 40 votes apiece. Defending champion Hofstra was unanimously picked to repeat their title in 2013.

Four Panthers were also predicted to finish on All-CAA teams, as named by College Sports Madness.

Lauren Coleman and **Callie Alford** were both selected to be on the first team, while **Kaitlyn Medlam** and **Ashley Christy** landed on the all-conference second team.

This comes as no surprise as all four were named to All-CAA teams during last season.

SUN BELT ON THE HORIZON

The 2013 season marked the end of the CAA-era for Georgia State athletics. Next year will begin the Panthers' tenure in the Sun Belt Conference.

GSU softball already faced two teams from the Sun Belt during the season in Troy and South Alabama. Another frequent opponent, Georgia Southern is set to join the league as well.

2013 Roster

GEORGIA STATE

Location	Atlanta, Ga.
Founded	1913
Enrollment	33,000
Nickname	Panthers
Colors	Blue and White
Affiliation	NCAA Division I
Conference	Colonial Athletic Association
President	Dr. Mark P. Becker
Director of Athletics	Cheryl L. Levick
Senior Woman Administrator	Jamie Boggs
Phone	(404) 413-4000
Website	www.GeorgiaStateSports.com

SOFTBALL STAFF

Head Coach	Roger Kincaid
Years at GSU	Third Season
Record at GSU	105-57 (.648)
Alma Mater	Georgia (1987)
Pitching Coach	Amy Dumas
Assistant Coach	Todd Downes
Sport Administrator	Todd Reeser
Academic Advisor	Brittany Price
Athletic Trainer	Jessica Hemsley
Strength and Conditioning	Melissa Schmitz
Sports Marketing	Kacie Hudson

HOME FIELD

Name	Heck Softball Complex
Location	Panthersville, Ga.
Built	1985
Capacity	500
Surface	Natural Grass / Clay
Dimensions	190' LF / 220' CF / 190' RF

2013 TEAM INFORMATION

Letterwinners Returning / Lost	15 / 9
Starters Returning / Lost	8 / 0
Pitchers Returning / Lost	2 / 3
Newcomers	6

2012 SEASON REVIEW

Overall Record	38-18 (.679)
CAA Record	13-7 (.650)
CAA Tournament	2-2 (Runner-up)
NFCA All-District	2
First Team All-CAA	1
Second Team All-CAA	3
CAA All-Rookie Team	3
CAA All-Tournament Team	3

PROGRAM HISTORY

First Year	1985 (28 seasons)
All-Time Program Record	795-659-2 (.547)
All-Time CAA Record	67-32 (.677)
CAA Tournament Record	12-11
Conference Titles	2 CAA; 3 TAAC; 2 NSWAC
NCAA Appearances	2 (1994, 2011)

ALPHABETICAL ROSTER

No.	Name	Class	B/T	Pos.	Hometown	Previous School
8	Callie Alford	So.	R/R	C/3B	Conyers, Ga.	Heritage
1	Taylor Anderson	Fr.	L/R	SS	McDonough, Ga.	Ola
17	Jordan Brown	Fr.	R/R	2B	McDonough, Ga.	Ola
2	Ashley Christy	So.	R/R	OF	Waxhaw, N.C.	Marvin Ridge
45	Emily Clay	So.	R/R	RHP	Cartersville, Ga.	Woodland
23	Jessica Clifton	Jr.	R/R	OF	Locust Grove, Ga.	Luella
18	Lauren Coleman	So.	L/L	1B	Marietta, Ga.	McEachern
28	MeQuilla Franklin	Jr.	L/R	OF	Conyers, Ga.	Rockdale County
3	Bethany Horne	So.	R/R	OF	Warner Robins, Ga.	Northside
30	Audrey Mason	Sr.	R/R	OF	Kennesaw, Ga.	North Cobb
24	Kaitlyn Medlam	Jr.	R/R	RHP	Bethlehem, Ga.	Apalachee
27	Eron Milton	So.	R/R	RHP	Marianna, Fla.	Marianna
11	Brenna Morrissey	Sr.	R/R	SS	Salem, N.H.	Lawrence Academy
20	Paige Nowacki	Sr.	R/R	3B	McDonough, Ga.	Ola
7	Shannyn Palazzo	So.	L/R	1B	Woodstock, Ga.	Etowah
10	Whitney Phillips	Sr.	R/R	2B	Stockbridge, Ga.	Heritage
12	Taylor Scarpantonio	So.	R/R	C	Kennesaw, Ga.	Kell
25	Maddy Stanton	Jr.	R/R	C	Alpharetta, Ga.	Blessed Trinity
22	Carrie Williams	Sr.	R/R	OF	Woodstock, Ga.	Woodstock
21	Hunter Williamson	Fr.	R/R	C	McDonough, Ga.	Ola
15	Katie Worley	Fr.	R/R	RHP	Milton, Fla.	Milton

COACHING STAFF

Head Coach	Roger Kincaid	Third Season	Georgia ('87)
Assistant Coach	Todd Downes	Second Season	Kennesaw State ('89)
Pitching Coach	Amy Dumas	Third Season	Augusta State ('06)

NUMERICAL ROSTER

No.	Name	Class	Pos.
1	Taylor Anderson	Fr.	SS
2	Ashley Christy	So.	OF
3	Bethany Horne	So.	OF
7	Shannyn Palazzo	So.	1B
8	Callie Alford	So.	C/3B
10	Whitney Phillips	Sr.	2B
11	Brenna Morrissey	Sr.	SS
12	Taylor Scarpantonio	So.	C
15	Katie Worley	Fr.	RHP
17	Jordan Brown	Fr.	2B
18	Lauren Coleman	So.	1B
20	Paige Nowacki	Sr.	3B
21	Hunter Williamson	Fr.	C
22	Carrie Williams	Sr.	OF
23	Jessica Clifton	Jr.	OF
24	Kaitlyn Medlam	Jr.	RHP
25	Maddy Stanton	Jr.	C
27	Eron Milton	So.	RHP
28	MeQuilla Franklin	Jr.	OF
30	Audrey Mason	Sr.	OF
45	Emily Clay	So.	RHP

PRONUNCIATION GUIDE

Amy Dumas	do-muss
MeQuilla Franklin	muh-QUILL-uh
Eron Milton	E-ron
Paige Nowacki	no-WACK-ee
Shannyn Palazzo	pa-LA-zoh
Taylor Scarpantonio	scar-pan-toe-nee-oh

GSU SPORTS COMMUNICATIONS

SID Contact: Robert Carnes
Address: 125 Decatur St., Suite 130
 Atlanta, Ga. 30303
Office Phone: (404) 413-4034
Cell Phone: (770) 617-0598
E-Mail: jcarnes4@gsu.edu
Website: www.GeorgiaStateSports.com
Facebook: facebook.com/GeorgiaStateSoftball
Twitter: @GSU_Softball



2013 CAA Report



CAA STANDINGS

Team	CAA			Overall							
	Record	Pct.	Home	Away	Neutral	Record	Pct.	Home	Away	Neutral	Streak
Hofstra	18-2	.900	11-1	7-1	0-0	40-11	.784	20-2	13-3	7-6	W10
James Madison	18-3	.857	9-0	9-3	0-0	39-13	.750	14-2	13-5	12-6	W3
Georgia State	13-8	.619	8-1	5-7	0-0	36-19	.655	20-7	11-9	5-3	L3
Delaware	12-9	.571	6-3	6-6	0-0	35-20	.636	14-6	11-12	10-2	W3
Towson	11-10	.524	8-4	3-6	0-0	29-26-1	.527	18-8-1	5-12	6-6	L3
George Mason	6-15	.286	6-6	0-9	0-0	18-37	.327	15-24	2-11	1-2	W3
UNCW	3-17	.150	1-10	2-7	0-0	16-37	.302	8-18	5-13	3-6	L3
Drexel	2-19	.095	0-9	2-10	0-0	15-36	.294	4-12	7-17	4-7	L4

Overall CAA Tourney Record: 14-13

2012 CAA (2-2)

5/10	James MadisonW, 7-4
5/11	HofstraL, 0-1
5/11	James MadisonW, 9-1 (5)
5/12	HofstraL, 1-9 (5)

2011 CAA CHAMPION (4-1)

5/11	TowsonW, 3-2 (12)
5/12	HofstraL, 1-0
5/12	TowsonW, 3-0
5/13	HofstraW, 4-2
5/13	HofstraW, 2-0

2010 CAA RUNNER-UP (2-2)

5/12	James MadisonL, 0-3
5/13	TowsonW, 4-1 (9)
5/13	James MadisonW, 4-3
5/14	HofstraL, 3-0

2009 CAA (1-2)

5/06	TowsonL, 1-3
5/07	HofstraW, 3-1 (12)
5/08	TowsonL, 5-1

2008 CAA (0-2)

5/08	James MadisonL, 1-2
5/10	TowsonL, 4-5

2007 CAA RUNNER-UP (2-2)

5/10	James MadisonW, 1-0
5/11	HofstraL, 0-1
5/11	James MadisonW, 2-1
5/12	HofstraL, 1-3

2006 CAA RUNNER-UP (3-2)

5/11	DelawareW, 6-5
5/12	HofstraL, 3-5
5/12	UNCWW, 13-5
5/13	HofstraW, 4-3
5/13	HofstraL, 3-7

PRE-SEASON COACH'S POLL

1. Hofstra49 (7)
2. Georgia State40 (1)
James Madison40
4. Delaware28
5. Towson25
6. George Mason17
7. Drexel17
8. UNCW8

RECORDS VS. CAA TEAMS

Since Joining CAA in 2006

School	Overall	Tourn.
Towson	19-8	3-3
Drexel	20-3	0-0
UNCW	19-6	1-0
James Madison	16-11	5-2
Delaware	15-5	1-0
George Mason	20-3	0-0
Hofstra	10-24	4-8

CAA TOURNAMENT APPEARANCES

Since 2006

School	No.	Years
Georgia State	7	2006-12
Hofstra	7	2006-12
James Madison	6	2007-12
Towson	3	2008-09, 11
Delaware	3	2006, 11-12
UNCW	2	2006-07

RECORD VS. CONFERENCES

Conference	Games	Record	Pct.
Atlantic 10	1	0-1	.000
ACC	1	1-0	1.000
Atlantic Sun	6	6-0	1.000
Big South	1	0-1	.000
Big Sky	1	0-1	.000
Colonial	21	13-8	.722
Mid-American	3	2-1	.667
Northeast	1	1-0	1.000
Ohio Valley	4	4-0	1.000
SEC	4	2-2	.500
Southern	7	5-2	.714
Southland	1	1-0	1.000
Summit	1	1-0	1.000
Sun Belt	3	0-3	.000
Totals	55	36-19	.655

CAA WEEKLY HONORS

Player of the Week

Paige Nowacki	Feb. 19
Ashley Christy	March 26
Jessica Clifton	April 29

Pitcher of the Week

Kaitlyn Medlam	Feb. 26
----------------	---------

Rookie of the Week

Taylor Anderson	Mar. 5
Katie Worley	April 29

2013 Overall Statistics



2013 Georgia State Softball Overall Statistics for Georgia State (as of May 05, 2013) (All games Sorted by Batting avg)



Record: 36-19 Home: 20-7 Away: 11-9 Neutral: 5-3 CAA: 13-8

Player	avg	gp-gs	ab	r	h	2b	3b	hr	rbi	tb	slg%	bb	hp	so	gdp	ob%	sf	sh	sb-att	po	a	e	fld%	
23 Clifton, Jessica	.331	55-55	172	31	57	9	2	4	31	82	.477	15	2	28	0	.392	0	6	11-12	85	12	4	.960	
8 Alford, Callie	.325	55-55	166	34	54	7	1	10	44	93	.560	26	3	28	1	.426	0	1	6-6	205	46	7	.973	
1 Anderson, Taylor	.297	53-53	175	42	52	12	3	4	25	82	.469	23	3	26	0	.388	0	2	9-12	96	93	16	.922	
18 Coleman, Lauren	.282	55-55	142	24	40	7	0	5	30	62	.437	53	1	21	3	.480	0	4	2-3	317	14	7	.979	
2 Christy, Ashley	.277	54-53	148	34	41	6	2	1	26	54	.365	29	3	29	1	.403	1	8	17-20	91	4	2	.979	
11 Morrissey, Brenna	.259	49-45	139	24	36	4	0	3	22	49	.353	17	2	20	0	.346	1	7	7-8	33	29	0	1.000	
30 Mason, Audrey	.238	49-42	130	19	31	2	1	1	11	38	.292	10	0	35	0	.293	0	3	7-10	40	1	0	1.000	

28 Franklin, MeQuilla	.284	38-29	88	19	25	1	0	2	10	32	.364	10	4	23	1	.382	0	5	7-8	22	32	6	.900	
10 Phillips, Whitney	.278	49-38	90	18	25	2	0	0	7	27	.300	4	0	25	0	.309	0	8	9-11	73	46	7	.944	
3 Horne, Bethany	.250	29-4	12	3	3	1	0	0	3	4	.333	1	0	8	0	.286	1	1	0-0	14	0	0	1.000	
17 Brown, Jordan	.237	28-18	59	4	14	1	0	2	8	21	.356	0	0	14	1	.237	0	0	2-3	10	9	0	1.000	
20 Nowacki, Paige	.196	40-32	102	18	20	1	0	12	27	57	.559	17	1	25	0	.314	1	1	0-0	37	67	9	.920	
22 Williams, Carrie	.188	36-3	16	8	3	0	0	0	0	3	.188	0	0	8	0	.188	0	1	1-2	6	1	0	1.000	
12 Scarpantonio, Taylor	.091	16-13	22	3	2	0	0	1	5	5	.227	9	2	13	0	.382	1	2	0-0	59	14	1	.986	
21 Williamson, Hunter	.000	3-0	2	0	0	0	0	0	0	0	.000	0	0	1	0	.000	0	0	0-0	4	0	0	1.000	
25 Stanton, Maddy	.000	5-0	2	0	0	0	0	0	0	0	.000	0	0	1	0	.000	0	0	0-0	3	0	0	1.000	
7 Palazzo, Shannyn	.000	1-0	1	1	0	0	0	0	0	0	.000	0	0	0	0	.000	0	0	0-0	1	0	0	1.000	
Totals	.275	55	1466	282	403	53	9	45	249	609	.415	214	21	305	7	.374	5	49	78-95	1102	411	64	.959	
Opponents	.241	55	1409	205	339	48	4	43	191	524	.372	126	34	231	3	.315	13	34	30-44	1086	387	81	.948	

(All games Sorted by Earned run avg)

Player	era	w-l	app	gs	cg	sho	sv	ip	h	r	er	bb	so	2b	3b	hr	b/avg	wp	hp	bk	sfa	sha
24 Medlam, Kaitlyn	2.72	18-8	39	27	15	5/0	2	183.0	161	94	71	49	108	20	2	23	.234	2	13	1	5	19
15 Worley, Katie	3.21	15-10	35	27	10	4/0	2	150.1	132	81	69	55	107	23	1	18	.228	9	14	0	6	12

27 Milton, Eron	3.65	3-0	13	1	0	0/0	1	30.2	38	18	16	13	16	3	1	2	.299	4	6	1	0	2
45 Clay, Emily	21.00	0-1	6	0	0	0/0	0	3.1	8	12	10	9	0	2	0	0	.500	1	1	0	2	1
Totals	3.16	36-19	55	55	25	9/0	5	367.1	339	205	166	126	231	48	4	43	.241	16	34	2	13	34
Opponents	4.33	19-36	55	55	21	3/0	1	362.0	403	282	224	214	305	53	9	45	.275	43	21	0	5	49

2013 Conference Statistics



2013 Georgia State Softball Conference statistics for Georgia State (as of May 05, 2013) (CAA games only Sorted by Batting avg)



Record: 13-8 Home: 8-1 Away: 5-7 CAA: 13-8

Player	avg	gp-gs	ab	r	h	2b	3b	hr	rbi	tb	slg%	bb	hp	so	gdp	ob%	sf	sh	sb-att	po	a	e	fld%	
23 Clifton, Jessica	.369	21-21	65	8	24	4	2	2	13	38	.585	4	0	13	0	.406	0	2	2-2	29	3	2	.941	
8 Alford, Callie	.350	21-21	60	15	21	1	0	3	16	31	.517	11	0	9	1	.451	0	0	3-3	76	13	2	.978	
2 Christy, Ashley	.291	20-20	55	7	16	4	1	1	9	25	.455	12	0	8	1	.412	1	1	3-6	42	3	0	1.000	
18 Coleman, Lauren	.255	21-21	51	7	13	1	0	2	9	20	.392	20	0	10	2	.465	0	2	0-0	121	4	4	.969	
1 Anderson, Taylor	.254	20-20	63	14	16	6	0	3	10	31	.492	9	2	8	0	.365	0	1	1-2	37	39	5	.938	
11 Morrissey, Brenna	.232	21-21	69	12	16	1	0	1	7	20	.290	5	1	9	0	.293	0	2	3-3	12	5	0	1.000	

3 Horne, Bethany	1.000	6-0	1	1	1	0	0	0	0	1	1.000	0	0	0	0	1.000	0	0	0-0	0	0	0	.000	
22 Williams, Carrie	.333	15-1	6	3	2	0	0	0	0	2	.333	0	0	1	0	.333	0	0	0-1	1	1	0	1.000	
28 Franklin, MeQuilla	.290	13-11	31	4	9	0	0	0	5	9	.290	4	1	6	1	.389	0	1	2-3	19	24	6	.878	
17 Brown, Jordan	.273	12-11	33	1	9	0	0	1	2	12	.364	0	0	10	0	.273	0	0	0-1	4	6	0	1.000	
30 Mason, Audrey	.268	18-14	41	5	11	0	1	0	3	13	.317	3	0	13	0	.318	0	1	1-2	15	0	0	1.000	
10 Phillips, Whitney	.231	21-17	39	8	9	0	0	0	3	9	.231	1	0	10	0	.250	0	2	3-4	28	19	3	.940	
20 Nowacki, Paige	.136	13-7	22	4	3	0	0	2	4	9	.409	5	1	7	0	.321	0	0	0-0	8	16	4	.857	
12 Scarpantonio, Taylor	.000	6-4	6	0	0	0	0	0	0	0	.000	2	1	4	0	.333	0	0	0-0	11	5	0	1.000	
25 Stanton, Maddy	.000	1-0	0	0	0	0	0	0	0	0	.000	0	0	0	0	.000	0	0	0-0	2	0	0	1.000	
Totals	.277	21	542	89	150	17	4	15	81	220	.406	76	6	108	5	.371	1	12	18-27	407	151	26	.955	
Opponents	.229	21	523	63	120	18	0	16	57	186	.356	37	8	81	2	.289	2	13	10-13	407	137	25	.956	

(CAA games only Sorted by Earned run avg)

Player	era	w-l	app	gs	cg	sho	sv	ip	h	r	er	bb	so	2b	3b	hr	b/avg	wp	hp	bk	sfa	sha
24 Medlam, Kaitlyn	2.31	7-3	15	10	8	3/0	2	72.2	63	30	24	19	40	6	0	8	.229	0	2	0	0	6
15 Worley, Katie	2.92	5-5	12	11	3	2/0	0	50.1	45	29	21	14	36	11	0	7	.230	3	5	0	2	6

27 Milton, Eron	1.66	1-0	5	0	0	0/0	1	12.2	12	4	3	4	5	1	0	1	.231	1	1	1	0	1
Totals	2.48	13-8	21	21	11	5/0	3	135.2	120	63	48	37	81	18	0	16	.229	4	8	1	2	13

2013 Team Game-By-Game

Date	Opponent	Score	Inns	Overall	CAA	Pitcher of record	Attend	Time
Feb 08, 2013	vs Troy	L 3-5	7	0-1-0	0-0-0	Medlam,K (L 0-1)	56	2:12
Feb 08, 2013	vs SIUE	w 10-9	7	1-1-0	0-0-0	Medlam,K (W 1-1)	77	2:26
! Feb 09, 2013	at Mississippi State	L 1-9	5	1-2-0	0-0-0	Medlam,K (L 1-2)	505	1:42
Feb 09, 2013	vs South Alabama	L 0-8	6	1-3-0	0-0-0	Worley,K (L 0-1)	117	2:09
Feb 16, 2013	NORTHERN KENTUCKY	w 10-0	5	2-3-0	0-0-0	Medlam,K (W 2-2)	278	1:33
Feb 16, 2013	PRESBYTERIAN	L 15-16	(9)	2-4-0	0-0-0	Clay,E (L 0-1)	278	2:30
Feb 17, 2013	NORTHERN KENTUCKY	w 8-2	7	3-4-0	0-0-0	Worley,K (W 1-1)	276	2:07
Feb 17, 2013	OAKLAND	w 11-2	7	4-4-0	0-0-0	Medlam,K (W 3-2)	226	2:05
Feb 20, 2013	at Auburn	w 4-1	7	5-4-0	0-0-0	Medlam,K (W 4-2)	154	2:04
Feb 23, 2013	NORTHERN COLORADO	L 7-8	7	5-5-0	0-0-0	Worley,K (L 1-2)	85	2:13
Feb 23, 2013	AKRON	L 0-2	7	5-6-0	0-0-0	Medlam,K (L 4-3)	135	1:22
Feb 24, 2013	NORTH CAROLINA STATE	w 5-1	7	6-6-0	0-0-0	Worley,K (W 2-2)	168	1:46
Feb 24, 2013	TROY	L 7-8	(8)	6-7-0	0-0-0	Worley,K (L 2-3)	259	2:35
Feb 27, 2013	at Mercer-1	w 5-0	7	7-7-0	0-0-0	Worley,K (W 3-3)	83	1:46
Feb 27, 2013	at Mercer-2	w 9-6	7	8-7-0	0-0-0	Milton,E (W 1-0)	76	2:15
Mar 01, 2013	vs Central Connecticut	w 3-1	7	9-7-0	0-0-0	Worley,K (W 4-3)	53	1:31
Mar 01, 2013	vs Western Michigan	w 11-2	7	10-7-0	0-0-0	Medlam,K (W 5-3)	72	2:33
Mar 02, 2013	vs Kent State	w 9-3	7	11-7-0	0-0-0	Worley,K (W 5-3)	75	2:34
Mar 02, 2013	vs Stephen F Austin	w 3-2	(8)	12-7-0	0-0-0	Medlam,K (W 6-3)	85	1:52
Mar 03, 2013	vs St Joseph's	L 3-9	7	12-8-0	0-0-0	Worley,K (L 5-4)	85	2:19
Mar 07, 2013	EASTERN ILLINOIS-1	w 6-5	(10)	13-8-0	0-0-0	Worley,K (W 6-4)	128	3:15
Mar 07, 2013	EASTERN ILLINOIS-2	w 4-3	7	14-8-0	0-0-0	Milton,E (W 2-0)	191	1:52
Mar 19, 2013	JACKSONVILLE STATE	w 11-3	5	15-8-0	0-0-0	Medlam,K (W 7-3)	155	1:39
Mar 20, 2013	at #4 Alabama	L 1-9	5	15-9-0	0-0-0	Worley,K (L 6-5)	2577	1:42
* Mar 23, 2013	GEORGE MASON-1	w 5-0	7	16-9-0	1-0-0	Medlam,K (W 8-3)	127	1:41
* Mar 23, 2013	GEORGE MASON-2	w 7-4	7	17-9-0	2-0-0	Worley,K (W 7-5)	138	2:05
* Mar 24, 2013	GEORGE MASON	w 2-1	7	18-9-0	3-0-0	Medlam,K (W 9-3)	124	2:10
Mar 26, 2013	KENNESAW STATE	w 1-0	7	19-9-0	3-0-0	Worley,K (W 8-5)	202	1:31
Mar 27, 2013	at Chattanooga	w 3-1	7	20-9-0	3-0-0	Medlam,K (W 10-3)	249	2:15
* Mar 29, 2013	at Hofstra-1	w 3-2	7	21-9-0	4-0-0	Worley,K (W 9-5)	208	1:40
* Mar 29, 2013	at Hofstra-2	L 1-7	7	21-10-0	4-1-0	Medlam,K (L 10-4)	204	1:52
* Mar 30, 2013	at Hofstra	L 1-2	7	21-11-0	4-2-0	Worley,K (L 9-6)	242	1:34
Apr 02, 2013	at Kennesaw State	w 7-3	7	22-11-0	4-2-0	Medlam,K (W 11-4)	312	1:47
Apr 03, 2013	FURMAN-1	L 2-6	7	22-12-0	4-2-0	Medlam,K (L 11-5)	178	1:50
Apr 03, 2013	FURMAN-2	w 3-1	7	23-12-0	4-2-0	Worley,K (W 10-6)	178	1:51
* Apr 06, 2013	at Towson-1	L 1-2	7	23-13-0	4-3-0	Worley,K (L 10-7)	89	1:38
* Apr 06, 2013	at Towson-2	w 5-2	7	24-13-0	5-3-0	Medlam,K (W 12-5)	93	1:36
* Apr 07, 2013	at Towson	L 3-4	7	24-14-0	5-4-0	Worley,K (L 10-8)	141	1:32
Apr 10, 2013	GEORGIA SOUTHERN-1	w 8-0	6	25-14-0	5-4-0	Medlam,K (W 13-5)	168	1:31
Apr 10, 2013	GEORGIA SOUTHERN-2	L 4-5	7	25-15-0	5-4-0	Medlam,K (L 13-6)	258	2:14
* Apr 13, 2013	UNCW-1	w 8-2	7	26-15-0	6-4-0	Medlam,K (W 14-5)	274	2:04
* Apr 13, 2013	UNCW-2	L 2-4	7	26-16-0	6-5-0	Worley,K (L 10-9)	325	2:01
* Apr 14, 2013	UNCW	w 1-0	7	27-16-0	7-5-0	Medlam,K (W 15-6)	187	1:36
Apr 18, 2013	SAMFORD-1	w 3-1	7	28-16-0	7-5-0	Worley,K (W 11-9)	168	1:15
Apr 18, 2013	SAMFORD-2	w 6-4	7	29-16-0	7-5-0	Medlam,K (W 16-6)	169	1:38
* Apr 20, 2013	at Drexel-1	w 7-6	7	30-16-0	8-5-0	Milton,E (W 3-0)	140	2:36
* Apr 20, 2013	at Drexel-2	w 9-0	6	31-16-0	9-5-0	Worley,K (W 12-9)	140	1:45
* Apr 21, 2013	at Drexel	w 9-0	5	32-16-0	10-5-0	Medlam,K (W 17-6)	70	1:38
Apr 24, 2013	at #23 Georgia	w 10-7	(8)	33-16-0	10-5-0	Worley,K (W 13-9)	304	2:55
* Apr 26, 2013	DELAWARE	w 6-5	(8)	34-16-0	11-5-0	Worley,K (W 14-9)	185	2:40
* Apr 27, 2013	DELAWARE-1	w 8-0	6	35-16-0	12-5-0	Worley,K (W 15-9)	166	1:46
* Apr 27, 2013	DELAWARE-2	w 4-2	7	36-16-0	13-5-0	Medlam,K (W 18-6)	182	1:29
* May 03, 2013	at James Madison-1	L 3-7	7	36-17-0	13-6-0	Worley,K (L 15-10)	350	1:42
* May 03, 2013	at James Madison-2	L 4-5	7	36-18-0	13-7-0	Medlam,K (L 18-7)	350	1:42
* May 04, 2013	at James Madison	L 0-8	5	36-19-0	13-8-0	Medlam,K (L 18-8)	532	1:22

() extra inning game

2013 Game Summaries



2013 Georgia State Softball Games Summary for Georgia State (as of May 05, 2013) (All games)



Score by innings	1	2	3	4	5	6	7	8	9	EX	Total
Georgia State	47	27	33	45	56	34	26	10	3	1	282
Opponents	30	27	31	20	37	29	21	6	4	0	205

Record when ...

Overall	36-19	After 4 leading	25-4
Conference	13-8 trailing	6-12
Non-Conference	23-11 tied	5-3
Home games	20-7	After 5 leading	28-4
Away games	11-9 trailing	2-10
Neutral site	5-3 tied	3-2
Day games	30-14	After 6 leading	24-2
Night games	6-5 trailing	1-13
vs Left starter	3-4 tied	5-0
vs Right starter	33-15		
1-Run games	10-8	Hit 0 home runs	17-12
2-Run games	6-3	... 1 home run	11-3
5+Run games	13-6	... 2+ home runs	8-4
Extra innings	4-2		
Shutouts	9-3	Opponent 0 home runs	21-4
	 1 home run	13-7
Scoring 0-2 runs	3-10 2+ HRs	2-8
..... 3-5 runs	13-6		
..... 6-9 runs	14-2	Made 0 errors	14-2
..... 10+ runs	6-1 1 error	12-10
	 2+ errors	10-7
Opponent 0-2 runs	24-3		
..... 3-5 runs	8-5	Opp. made 0 errors	8-6
..... 6-9 runs	4-10 1 error	10-7
..... 10+ runs	0-1 2+ errors	18-6
Scored in 1st inning	14-5		
Opp. scored in 1st	7-9	Out-hit opponent	25-3
Scores first	24-5	Out-hit by opponent	6-14
Opp. scores first	12-14	Hits are tied	5-2

Record when team scores:

Runs	0	1	2	3	4	5	6	7	8	9	10+
W-L	0-3	2-5	1-2	6-4	3-2	4-0	3-0	3-2	4-0	4-0	6-1

Record when opponent scores:

Runs	0	1	2	3	4	5	6	7	8	9	10+
W-L	9-0	7-0	8-3	4-0	2-2	2-3	2-1	1-2	0-4	1-3	0-1

Record when leading after:

Inn.	1	2	3	4	5	6
W-L	12-3	17-3	20-1	25-4	28-4	24-2

Record when trailing after:

Inn.	1	2	3	4	5	6
W-L	5-6	7-10	6-12	6-12	2-10	1-13

Record when tied after:

Inn.	1	2	3	4	5	6
W-L	19-10	12-6	10-6	5-3	3-2	5-0

Current losing streak: 3
 Longest winning streak: 10
 Longest losing streak: 3

Home attendance : 5208 (27 dates avg = 192)
 Away attendance : 7439 (28 dates avg = 265)
 Total attendance: 12647 (55 dates avg = 229)

Program History



28 Years of Panther Softball
6 Conference Championships
2 NCAA Tournament Appearances
5 NFCA All-Region Honorees
3 CoSIDA Academic All-Americans
5 Conference Players of the Year
6 Conference Rookies of the Year
118 All-Conference Accolades



A BRIEF HISTORY OF PANTHER SOFTBALL

All-Time Program Record: 910-726-2 (.556)

Georgia State made the transition from slow-pitch softball to the fast-pitch variation of the sport in 1985 under the guidance of legendary head coach Bob Heck. At the time of their transition, GSU had the only collegiate fast-pitch softball team in the state of Georgia.

In the 28 years since that time, the Panthers have racked up six conference titles, five conference player of the year awards and twice made appearances in NCAA Regionals. Five Panthers have been named to NFCA All-District teams, including three since 2011.

Heck guided the team for 24 years and registered exactly 700 career victories. His name will forever be imprinted on the program, in part because the field where the Panthers play also bears his name.

GSU softball recorded a win over the highest-ranked opponent in Georgia State athletics history by defeating the No. 2 Alabama in Tuscaloosa during the 2012 season. The Crimson Tide went on to win the national championship and the Panthers recorded the second-best winning percentage in program history by winning 38 games.

ALL-TIME HEAD COACHES

Bob Heck

- Compiled a 700-584-2 (.549) overall record
- Served 24 seasons as head coach at Georgia State
- Two-time conference Coach of the Year (1994 TAAC, 2006 CAA)

Phyllis Guedry

- Served as head coach for three seasons (1999-2001)
- Tallied a 100-80 (.555) career record, including a 28-22 (.700) mark against TAAC opponenets
- Coached Panther greats Corrie Roberts, Missy Hall, Angie Buckem, Cheryl Bodziony and Katie Blue.

Roger Kincaid

- Recorded an overall record of 105-57 (.648) after three seasons
- Named head coach after the retirement of Bob Heck in 2011
- Guided Panthers to a CAA Championship and NCAA appearance
- Earned 2011 CAA Coach of the Year honors

GSU CONFERENCE HISTORY

- 1964 — Start of Georgia State NCAA athletic program
- 1976 — GSU one of six founding members of Sun Belt Conference
- 1981 — Men leave Sun Belt, independent for two years
- 1983 — Men join the Trans America Athletic Conference
- 1985 — Start of GSU fast pitch softball program
- 1985 — Women join New South Women's Athletic Conference
- 1991 — Women's teams join the TAAC
- 2001 — TAAC changes name to the Atlantic Sun
- 2005 — GSU joins the Colonial Athletic Association
- 2012 — Georgia State announces a move back to the Sun Belt in 2013-14

30-WIN SEASONS

1988	42-20	.677	
1990	42-23	.646	NSWAC Champions
1994	40-27-1	.588	TAAC Champions
1993	39-16	.709	TAAC Champions
2012	38-18	.679	
2002	38-27	.585	
2008	37-18	.673	
2010	37-19	.661	
2013	36-19	.655	
2011	36-25	.590	CAA Champions
1992	35-27-1	.556	TAAC Champions
1991	35-32	.522	
1999	34-26	.567	
2007	34-30	.531	
2001	33-25	.569	
2000	33-29	.532	
1989	31-23	.574	NSWAC Champions
1995	30-19	.612	
2009	30-20	.600	

PLEASE NOTE

This history section is partial and incomplete, but represents all data and statistics on record in the Georgia State archives. If you have any additions or corrections, please contact the Sports Information department.

All-Time Roster

A

Kathryn Abbott 2002
Callie Alford **2012-**
 Angela Allgood 1991
 Emily Althafer 2009-2012
 Jody Anderson 1985
 Staci Anderson 1991-92
Taylor Anderson **2013-**

B

Ann Baxley 1989-92
 Jane Baxter 1985
 Heidi Berger 1994-95
 Natasha Berry 2008-09
 Sara Berzofsky 2003-06
 Tiffany Bess 2008-11
 Carol Bishop 1985
 Scarlett Black 1986
 Katie Blue 2000-03
 Cheryl Bodziony 1999-02
 Cassie Boese 2009-2012
 Lauren Booth 2000-01
 Annie Boyle 1998-99
 Alison Bradford 2004-07
 Nikki Bradford 2007
 Mary Kathryn Branan 2004-07
 Theresa Bredwell 1986-88
 Gina Brooks 1986-89
 Kiley Brooks 2003-04
Jordan Brown **2013-**
 Lindsey Bryant 2002-03
 Angie Buckem 1998-01
 Amanda Bush 1996
 Gina Byrum 1986

C

Jamie Cagle 2003-06
 Brownie Caldwell 1986-89
 Malynda Carruth 1985, 88
 Lacy Carter 2007
 Jacquelyn Cheek 1991
 Charlene Chilton 1991-94
 Buffie Chournos 1999-02
 Laura Christopher 2006
Ashley Christy **2012-**
 Kaci Clark 1993-94
Emily Clay **2012-**
Jessica Clifton **2011-**
Lauren Coleman **2012-**
 Erin Collins 2009-2012
 Liz Cook 1985
 Amanda Corley 1997-00
 Debbie Cotton 1990
 Ashley Cowan 2007-08
 Tracy Crowe 1985
 Rachel Cunningham 2007-10

D

Christine Dangler 1996-00
 Jaci Davis 1997-00
 Jennifer Davis 1987-88
 Melany DelGallo 1994-97
 Kortney Dempsey 2001
 Lisa Diamond 1988
 Cheryl Dunmeyer 1993
 Gina Dwornicki 1986
 Stephanie Dyble 2002-03

E

Paige Elsner 1986-89
 Wendy Evilsizor 1989-90
 Dianne Ewing 1992

F

Lauren Fetters 2007-10
 Lindsey French 2002-03
 Susan Fryer 1992-95
 Angie Fulkerson 1993-96

G

Megan Galhouse 1997
 Cindy Gillies 2001-02
 Sandra Gross 1985
 Jessica Gowin 2005-08
 Madi Gore 2006-09
 Nichole Griffin 2006-07
 Gretchen Gruber 1990-91
 Valerie Guthrie 1990-91

H

Debbie Hale 1990-91
 Kim Hall 1989
 Missy Hall 1998-2001
 Jessie Harmon 2006-07
 Stephanie Harmon 1986-87
 Shannon Harrell 1985
 Crystal Hartman 1997-00
 Nickie Hashley 1991
 Kathy Hazinski 1989-90
 Jennifer Hester 2001-03
 Claudia Hickey 1998
 Malinda Hill 1994
 Lori Hodges 1987-88
Bethany Horne **2012-**
 Elizabeth Hyman 2005-06

J

Jackie Jaegle 2006
 Christy Jameson 1993-96
 Stacey Jessen 1995-97
 Candace Jones 2004-06
 Laura Jones 2005
 Lauren Jones 2008-11

K

Megan Kallatsa 2009-2012
 Jeannine Kemme 1991
 Megan Kildahl 2011-12
 Carrie Kirk 1995-98
 Melanie Kotlar 1996-99

L

McCall Langford 2010-12
 Carrie Laase 1996-97
 Susan Lanier 2003-06
 Catherine Lee 2008-09
 Lora Lischinsky 1987-90
 Melissa LeComte 2001-02
 Jennifer Loucks 1996
 Heather Lowry 2010
 Adrienne Lyman 1997-00
 Leigh Lynch 1990-91

M

Audrey Mason 2010-13
 Tanya Maxwell 1988-91
 Shannon McCormick 2000-03
 Meghan McCoy 2003-06
 Jennifer McClendon 1987-90
 Andrea McNary 2001-04
 Yolanda McRae 2001
Kaitlyn Medlam **2011-**
 Maria Melts 2005
 Alicia Mills 2008
 Beth Miller 2003-06
 Tina Miller 1989-92
Eron Milton **2013-**
 Elizabeth Mitchell 1989-92
 Tara Mitchell 1994-97
 Chelsey Morgan 2006-09
 Jennifer Morgan 1987-90
 Brenna Morrissey 2011-13
 Lauren Morlock 2003-06
 Helen Myers 1992

N

Alisia Narodowski 2003
 Mila Nelson 1998
 Paige Nowacki 2010-13

O

Vannessa Ocampo 2000
 Pamela O'Neal 2004-05

P

Shannyn Palazzo **2012-**
 Monica Pardo 1998
 Michelle Parker 1993-96
 Carrie Parlowe 1994
 Stephanie Payne 1999-00
 Stacey Peterson 1991-94
 Whitney Phillips 2010-13
 Tonya Pike 1987-88
 Candi Pogue 1987-88
 Danielle Polley 1995-98
 Alexandria Pratt 2003-06
 Emily Pritchett 2001-04
 Jenny Pruett 1991

Q

Lee Quattrocchi 2001

R

Missy Radaker 1995
 Melanie Ramers 1986-87
 Janet Redd 1985
 Kristy Redlinger 1991-93
 Christina Reed 2011-12
 Candace Respress 1995-98
 Aimee Reszczynski 1992
 Jan Riddle 1991
 Corrie Roberts 1999-02
 Danielle Roddy 2007-10
 Rebecca Roles 2008-10
 Kim Rogers 1992-93
 Karen Roy 1986-88
 Missy Russell 1993-96

S

Taylor Scarpantonio **2012-**
 Holly Schilling 1997
 April Sisson 1991
 Lily Skelton 2007-10
 Franki Smith 1985, '87-89
 Heather Smith 1986-89
 Marissa Smith 1999
 Missy Smith 1992-94
 Chelsea Sparks 2009-12
Maddy Stanton **2011-**
 Andrea Stratigos 1986
 Janna Stringer 1985
 Susan Sweat 1994

T

Tracey Taylor 1990-91
 Alana Thomas 2009-12
 Elizabeth Thomas 2007-10
 Shannon Tiahur 2001-05

W

Brandi Watson 1992-93
 Elizabeth Watson 2003-05
 Shauna Whaley 1995
 Emily Whitaker 2009-12
 Karen Whitley 1986
 Carrie Williams 2010-13
Hunter Williamson **2013-**
 Holly Willis 2006-09
 Karen Witcher 1985
Katie Worley **2013-**
 Joy Wright 1996-97

Y

Chandra Yorgason 1999-01
 Lynda Young 1986

Current players in bold

Single-Season Team Records

Batting

BATTING AVERAGE

1.	.323	2008
2.	.306	1995
3.	.286	1999
4.	.285	2007
5.	.281	2009
6.	.275	2013
7.	.274	1996
8.	.263	2012
9.	.261	2010
10.	.260	2001

AT-BATS

1.	1,773	2007
2.	1,741	1991
3.	1,717	1994
4.	1,685	2002
5.	1,628	2000
6.	1,597	2011
7.	1,596	1999
8.	1,512	2001
9.	1,507	2006
10.	1,494	2010

HITS

1.	506	2007
2.	477	2008
3.	456	1999
4.	419	1994
5.	415	2002
6.	408	1995
7.	403	2013
8.	402	2000
9.	397	2011
10.	393	2001

RUNS SCORED

1.	319	2008
2.	287	2007
3.	282	2013
4.	246	2010
5.	237	1999
6.	235	2006
7.	232	2012
8.	222	2001
9.	221	1993
10.	218	2011

DOUBLES

1.	96	2007
2.	89	2008
3.	78	2002
4.	63	2000
5.	60	2006
6.	59	1999
7.	58	1997
	58	2001
	58	2009
	58	2012

WALKS

1.	214	2013
2.	209	2007
3.	174	2012
4.	168	2010
5.	160	2008
	160	2011
7.	157	2009
8.	153	2002
9.	131	1999
10.	127	1993

TRIPLES

1.	27	1999
2.	21	1994
3.	18	1995
4.	13	1996
5.	12	1993
6.	11	2000
6.	11	2001
8.	10	1997
9.	9	2010
	9	2013

SLUGGING PCT.

1.	.475	2008
2.	.424	1999
3.	.418	2007
4.	.415	2013
5.	.401	2006
6.	.389	1995
7.	.387	2012
8.	.384	2010
9.	.377	2009
10.	.364	2011
	.364	1996

HOME RUNS

1.	47	2006
2.	45	2013
3.	43	2007
	43	2008
5.	41	2011
6.	38	2012
7.	37	2010
8.	36	1999
9.	32	2003
10.	22	2009

STOLEN BASES

1.	92	1999
2.	78	1994
	78	2002
	78	2013
5.	65	2011
6.	61	1998
7.	60	2001
8.	53	1995
	53	2000
10.	52	2012

Fielding

DOUBLE PLAYS TURNED

1.	36	2010
2.	23	2002
3.	21	1995
4.	19	2000
	19	2012
6.	18	1999
7.	18	2011
8.	17	2007
9.	16	2003
10.	14	1996
	14	2001

FIELDING PERCENTAGE

1.	.972	2010
2.	.971	2007
3.	.969	2011
4.	.967	2012
5.	.965	2009
6.	.963	2002
7.	.962	2008
8.	.961	2004
9.	.959	2013
10.	.958	2006

ERRORS

1.	133	1992
2.	108	1997
3.	99	1998
4.	97	1995
5.	90	2000
6.	82	2003
7.	81	2001
	81	1999
9.	76	2003
10.	75	2005

Pitching

ERA

1.	1.39	1993
2.	1.74	1994
3.	1.92	1995
4.	1.95	2011
5.	2.17	2002
6.	2.26	2000
	2.26	2012
8.	2.28	2010
9.	2.34	1998
	2.34	2005

STRIKEOUTS

1.	381	2006
2.	375	1994
3.	365	2005
4.	334	1993
5.	330	2008
6.	305	2002
7.	301	2003
8.	291	2004
9.	286	2007
10.	279	2011

SHUTOUTS

1.	20	1990
2.	19	1993
3.	18	1994
4.	17	1988
5.	16	2012
6.	14	1989
7.	13	1991
	13	1992
	13	2000
	13	2010
	13	2011



SHORTSTOP RACHEL CUNNINGHAM (2007-10)

Career Records

Batting

BATTING AVERAGE		
1. Catherine Lee	2008-09	.375
2. Michelle Parker	1993-96	.357
3. Danielle Roddy	2007-10	.352
4. Corrie Roberts	1999-2002	.349
5. Theresa Bredwell	1987-88	.324
6. Holly Willis	2006-2009	.322
7. Missy Hall	1998-2001	.319
8. Mel DelGallo	1994-97	.314
Cindy Giles	2001-02	.314
10. Susan Fryer	1992-95	.311

RBI		
1. Corrie Roberts	1999-2002	155
2. Lauren Jones	2008-11	134
3. Heather Smith	1986-89	120
4. Paige Nowacki	2010-13	107
5. Michelle Parker	1993-96	106
6. Rachel Cunningham	2007-10	99
7. Mel DelGallo	1994-97	98
8. Lily Skelton	2007-10	91
9. Cheryl Bodziony	1999-2002	90
Catherine Lee	2008-09	90

Pitching

ERA		
1. Kaci Clark	1993-94	1.14
2. Elizabeth Hyman	2005-06	1.69
3. McCall Langford	2010-12	1.79
4. Andrea McNary	2001-04	1.89
5. Jaci Davis	1997-2000	2.13
6. Angela Buckem	1998-01	2.14
7. Stacy Peterson	1991-94	2.19
8. Kaitlyn Medlam	2011-13	2.26
9. Lindsey French	2002-03	2.36
10. Alana Thomas	2009-12	2.37

HITS		
1. Corrie Roberts	1999-02	271
2. Danielle Roddy	2007-10	243
3. Michelle Parker	1993-96	237
4. Susan Fryer	1992-95	223
5. Cheryl Bodziony	1999-2002	218
6. Mary Kathryn Branan	2004-07	201
7. Rachel Cunningham	2007-10	194
8. Jennifer Morgan	1987-90	187
9. Lauren Jones	2008-11	183
10. Mel DelGallo	1994-97	181

RUNS SCORED		
1. Danielle Roddy	2007-10	159
2. Corrie Roberts	1999-2002	151
3. Jennifer Morgan	1987-91	148
4. Susan Fryer	1992-95	136
5. Michelle Parker	1993-96	112
6. Brownie Caldwell	1986-89	109
7. Cheryl Bodziony	1999-2002	107
8. Danielle Polley	1995-98	104
9. Theresa Bredwell	1986-89	103
Lauren Jones	2008-11	103

WINS		
1. Lora Lischinsky	1987-90	61
2. Stacy Peterson	1991-94	56
3. Andrea McNary	2001-04	52
4. Angela Buckem	1998-2001	51
5. Madi Gore	2007-09	48
6. Alana Thomas	2009-12	44
7. Kaci Clark	1993-94	42
McCall Langford	2010-12	42
Kaitlyn Medlam	2011-13	42
10. Jaci Davis	1997-2000	36

DOUBLES		
1. Corrie Roberts	1999-2002	68
2. Danielle Roddy	2007-10	47
2. Cheryl Bodziony	1999-2002	43
4. Mary Kathryn Branan	2004-07	42
5. Michelle Parker	1993-96	39
Rachel Cunningham	2007-10	39
7. Danielle Polley	1995-98	35
8. Tina Miller	1992-95	33
9. Lauren Jones	2008-11	31
10. Katie Blue	2000-03	30

WALKS		
1. Danielle Roddy	2007-10	132
2. Jennifer Morgan	1987-90	100
3. Lily Skelton	2007-10	85
4. Lauren Coleman	2012-13	80
5. Meghan McCoy	2003-06	79
6. Paige Nowacki	2010-13	73
7. Alison Braford	2004-07	71
8. Paige Elsner	1986-89	70
9. Lauren Jones	2008-11	66
10. Charlene Chilton	1991-94	64

STRIKEOUTS		
1. Andrea McNary	2001-04	582
2. Elizabeth Hyman	2005-06	492
3. Kaci Clark	1993-94	464
4. Madi Gore	2007-09	364
5. Angela Buckem	1998-2001	363
6. Stacy Peterson	1991-94	329
7. Meghan McCoy	2003-06	303
8. Kaitlyn Medlam	2011-13	284
9. McCall Langford	2010-12	265
10. Lindsey French	2002-03	236

TRIPLES		
1. Mel DelGallo	1994-97	26
2. Heather Smith	1986-89	22
3. Corrie Roberts	1999-2002	18
4. Brownie Caldwell	1988-89	13
5. Paige Elsner	1986-89	11
Susan Fryer	1992-95	11
Gretchen Gruber	1992-95	11
8. Cheryl Bodziony	1999-2002	8
Adrienne Lyman	1997-2000	8
10. Audrey Mason	2010-12	7

AT-BATS		
1. Corrie Roberts	1999-02	776
2. Mary Kathryn Branan	2004-07	742
3. Cheryl Bodziony	1999-02	738
4. Susan Fryer	1992-95	726
5. Danielle Roddy	2007-10	691
6. Katie Blue	2000-03	680
7. Amanda Corley	1997-2000	672
8. Michelle Parker	1993-96	664
9. Jennifer Morgan	1987-90	661
10. Rachel Cunningham	2007-10	659

INNINGS PITCHED		
1. Andrea McNary	2001-04	695.0
2. Lora Lischinsky	1987-90	674.0
3. Stacy Peterson	1991-94	609.1
4. Angela Buckem	1998-01	608.1
5. Madi Gore	2007-09	505.2
6. Alana Thomas	2009-12	472.0
7. Jaci Davis	1997-2000	462.2
8. Melanie Kotlar	1996-99	440.2
9. McCall Langford	2010-12	430.1
10. Elizabeth Hyman	2005-06	418.1

HOME RUNS		
1. Lauren Jones	2008-11	32
Paige Nowacki	2010-13	32
2. Corrie Roberts	1999-2002	31
4. Lily Skelton	2007-10	25
5. Meghan McCoy	2003-06	24
6. Danielle Polley	1995-98	23
7. Catherine Lee	2008-09	22
8. Mel DelGallo	1994-97	18
Nicole Griffin	2006-07	18
10. Callie Alford	2012-13	17

STOLEN BASES		
1. Missy Hall	1998-2002	66
2. Corrie Roberts	1999-2001	62
3. Susan Fryer	1992-95	56
4. Jennifer Morgan	1987-90	48
5. Whitney Phillips	2009-13	41
6. Holly Willis	2006-09	37
7. Mel DelGallo	1994-97	35
8. Brownie Caldwell	1988-89	34
9. Chrystal Hartman	1997-2000	33
10. Cheryl Bodziony	1999-2002	32
Elizabeth Mitchell	1989-92	32
Natasha Berry	2008-09	32

COMPLETE GAMES		
1. Lora Lischinsky	1987-90	96
2. Andrea McNary	2001-04	78
3. Angela Buckem	1998-2001	70
4. Jaci Davis	1997-2000	52
5. Elizabeth Hyman	2005-06	51
6. Madi Gore	2007-09	50
7. Melanie Kotlar	1996-99	49
8. Lindsey French	2002-03	36
9. Meghan McCoy	2003-06	35
10. Alana Thomas	2009-12	30

Active Players in Bold

Single-Season Batting Records

BATTING AVERAGE

1. Michelle Parker.....	1995	.433
2. Catherine Lee.....	2008	.411
3. Michelle Parker.....	1996	.406
4. Theresa Bredwell.....	1988	.405
5. Corrie Roberts.....	2001	.387
6. Danielle Roddy.....	2008	.376
7. Holly Willis.....	2008	.354
8. Brownie Caldwell.....	1989	.353
9. Dianne Ewing.....	1992	.351
10. Gretchen Gruber.....	1991	.350

HITS

1. Gretchen Gruber.....	1991	77
2. Corrie Roberts.....	1999	73
3. Theresa Bredwell.....	1988	70
Danielle Roddy.....	2007	70
5. Catherine Lee.....	2008	69
6. Corrie Roberts.....	2002	68
Michelle Parker.....	1995	68
8. Danielle Roddy.....	2008	65
Corrie Roberts.....	2001	65
Corrie Roberts.....	2000	65

AT BATS

1. Gretchen Gruber.....	1991	220
2. Susan Fryer.....	1994	213
Corrie Roberts.....	1999	213
4. Jennifer Morgan.....	1990	211
5. Nicole Griffin.....	2007	207
Katie Blue.....	2002	207
7. Mary Kathryn Branan.....	2007	204
Corrie Roberts.....	2002	204
9. Stacey Anderson.....	1992	203
10. Danielle Roddy.....	2007	201
Jessica Gowin.....	2007	201

DOUBLES

1. Corrie Roberts.....	1999	20
2. Corrie Roberts.....	2001	18
3. Corrie Roberts.....	2002	17
Mary Kathryn Branan.....	2007	17
5. Catherine Lee.....	2008	16
6. Nichole Griffin.....	2007	15
7. Rachel Cunningham.....	2007	14
Katie Blue.....	2002	14
9. Danielle Roddy.....	2008	13
Danielle Roddy.....	2007	13
Corrie Roberts.....	2000	13
Cheryl Bodziony.....	2000	13
Michelle Parker.....	1992	13
Michelle Parker.....	1993	13
Callie Alford.....	2012	13

TRIPLES

1. Heather Smith.....	1987	9
Gretchen Gruber.....	1991	9
3. Brownie Caldwell.....	1988	8
Kathy Hazinski.....	1990	8
Stacey Anderson.....	1992	8
Mel DelGallo.....	1994	8
Mel DelGallo.....	1996	8
Corrie Roberts.....	1999	8
9. Brownie Caldwell.....	1989	6
Heather Smith.....	1988	6
Heather Smith.....	1986	6



CORRIE ROBERTS

HOME RUNS

1. Catherine Lee.....	2008	17
2. Lauren Jones.....	2011	14
3. Katie Blue.....	2003	12
Paige Nowacki.....	2013	12
5. Lily Skelton.....	2007	10
Buffie Chournos.....	1999	10
Paige Nowacki.....	2012	10
Callie Alford.....	2013	10
9. Corrie Roberts.....	2001	9
Meghan McCoy.....	2006	9
Nichole Griffin.....	2007	9
Lily Skelton.....	2010	9
Lauren Jones.....	2010	9

RBI

1. Catherine Lee.....	2008	63
2. Heather Smith.....	1988	49
3. Corrie Roberts.....	2001	48
4. Nichole Griffin.....	2007	46
5. Callie Alford.....	2013	44
6. Callie Alford.....	2012	43
7. Lauren Jones.....	2011	40
8. Lauren Jones.....	2010	38
Corrie Roberts.....	1999	38
10. Corrie Roberts.....	2000	37

RUNS SCORED

1. Catherine Lee.....	2008	51
2. Danielle Roddy.....	2007	49
3. Danielle Roddy.....	2008	47
4. Jennifer Morgan.....	1990	44
5. Brownie Caldwell.....	1998	43
Corrie Roberts.....	2000	43
7. Susan Fryer.....	1993	42
Susan Fryer.....	1994	42
Taylor Anderson.....	2013	42
10. Corrie Roberts.....	1999	41

WALKS

1. Lauren Coleman.....	2013	53
2. Danielle Roddy.....	2007	43
3. Meghan McCoy.....	2006	35
4. Catherine Lee.....	2009	33
5. Danielle Roddy.....	2008	32
Alison Bradford.....	2007	32
7. Jennifer Morgan.....	1989	29
Danielle Roddy.....	2010	29
Jennifer Morgan.....	1989	29
Ashley Christy.....	2013	29



DANIELLE RODDY

SLUGGING PERCENTAGE

1. Catherine Lee.....	2008	.810
2. Corrie Roberts.....	2001	.702
3. Corrie Roberts.....	1999	.624
4. Mel DelGallo.....	1996	.594
5. Mel DelGallo.....	1995	.584
6. Lauren Jones.....	2011	.576
7. Meghan McCoy.....	2006	.572
8. Danielle Polley.....	1997	.570
9. Callie Alford.....	2013	.560
10. Paige Nowacki.....	2013	.559

STOLEN BASES

1. Missy Hall.....	2000	25
2. Corrie Roberts.....	2001	24
3. Missy Hall.....	2000	22
4. Brownie Caldwell.....	1989	21
Jennifer Morgan.....	1989	21
Kaci Clark.....	1994	21
7. Natasha Berry.....	2008	19
8. Theresa Bredwell.....	1993	17
Holly Willis.....	2008	17
Ashley Christy.....	2013	17

Single-Season Pitching Records

ERA

1. Kaci Clark	1993	0.91
2. Debbie Hale	1990	0.97
3. Karen Roy	1987	1.04
4. Mel DelGallo	1995	1.08
5. Alicia Mills	2008	1.19
Debbie Hale	1991	1.19
7. Andrea McNary	2004	1.20
8. McCall Langford	2010	1.41
9. Angela Buckam	1998	1.62
10. Kaitlyn Medlam	2011	1.63

INNINGS PITCHED

1. Lora Lischinsky	1990	248.0
2. Jaci Davis	2000	235.1
3. Kaci Clark	1994	228.2
4. Andrea McNary	2002	227.2
5. Madi Gore	2007	220.0
6. Elizabeth Hyman	2005	215.1
7. Missy Radaker	1995	209.1
8. Kaci Clark	1993	208.2
9. Elizabeth Hyman	2006	203.0
10. Lindsey French	2002	183.1

STRIKEOUTS

1. Elizabeth Hyman	2006	260
2. Kaci Clark	1994	239
3. Elizabeth Hyman	2005	232
4. Kaci Clark	1993	229
5. Andrea McNary	2004	183
6. Madi Gore	2007	173
Andrea McNary	2002	173
8. Alicia Mills	2008	163
9. Andrea McNary	2003	149
10. Dianne Ewing	1992	139

STARTS

1. Lora Lischinsky	1990	36
2. Madi Gore	2007	34
3. Andrea McNary	2002	32
Jaci Davis	2000	32
5. Kaci Clark	1995	31
6. Elizabeth Hyman	2006	30
Angela Buckem	2000	30
Missy Radaker	1995	30
9. Elizabeth Hyman	2005	28
Melanie Kotlar	1997	28


WINS

1. Lora Lischinsky	1990	25
2. Kaci Clark	1993	22
3. Missy Radaker	1995	20
Andrea McNary	2002	20
Kaci Clark	1994	20
Madi Gore	2007	20
7. Jaci Davis	2000	19
8. Elizabeth Hyman	2006	18
Kaitlyn Medlam	2013	18
10. McCall Langford	2011	15
Alana Thomas	2010	15
Andrea McNary	2001	15
Katie Worley	2013	15

APPEARANCES

1. Kaci Clark	1994	44
2. Andrea McNary	2002	40
3. Jaci Davis	2000	39
Kaitlyn Medlam	2013	39
5. Elizabeth Hyman	2006	38
6. Madi Gore	2007	37
Missy Radaker	1995	37
8. Kaci Clark	1993	36
9. McCall Langford	2011	35
Elizabeth Hyman	2005	35
Katie Worley	2013	35

KACI CLARK



LOSSES

1. Elizabeth Hyman	2005	18
2. Andrea McNary	2003	16
3. Meghan McCoy	2005	15
Jaci Davis	2000	15
Melanie Kotlar	1997	15
6. Meghan McCoy	2004	14
Andrea McNary	2002	14
Angela Buckem	2001	14
Angela Buckem	2000	14
10. Andrea McNary	2004	13
Angela Buckem	1999	13
Kaci Clark	1994	13
Dionne Ewing	1992	13

COMPLETE GAMES

1. Lora Lischinsky	1990	31
2. Jaci Davis	2000	28
3. Kaci Clark	1993	27
Kaci Clark	1994	27
5. Andrea McNary	2002	26
Missy Radaker	1995	26
Elizabeth Hyman	2005	26
8. Elizabeth Hyman	2006	25
9. Madi Gore	2007	23
Angela Buckem	2000	23


SHUTOUTS

1. Kaci Clark	1993	15
2. Debbie Hale	1990	11
3. Kaci Clark	1994	8
4. Andrea McNary	2002	7
Angela Buckem	2000	7
Stacy Peterson	1992	7
Lindsey French	2003	7
8. Jaci Davis	2000	6
Missy Radaker	1995	6
10. Madi Gore	2007	5
Andrea McNary	2001	5
Alana Thomas	2012	5
McCall Langford	2012	5
Kaitlyn Medlam	2013	5

SAVES

1. Kaci Clark	1994	7
Erin Collins	2011	7
3. McCall Langford	2010	4
Kaitlyn Medlam	2011	4
5. Andrea McNary	2004	3
Elizabeth Hyman	2006	3
Alana Thomas	2010	3
Kaitlyn Medlam	2012	3

ELIZABETH HYMAN



Single Game Records

Team Batting

AT BATS		
51	Savannah State	Feb 12, 2008
45	George Mason	May 01, 2011
44	Delaware	Apr 21, 2008
40	Towson	Apr 28, 2007

RUNS		
33	Savannah State	Feb 12, 2008
22	Greensboro	1988
21	Western Carolina	Feb 17, 2008
19	Savannah State	Feb 12, 2008
19	Wilmington (Ohio)	1988
18	North Carolina A&T	Mar 07, 1992
18	Newberry	Mar 30, 1985

HITS		
30	Savannah State	Feb 12, 2008
20	Presbyterian	Feb 16, 2013
19	Western Carolina	Feb 17, 2008
18	Furman	Apr 06, 2011
18	Furman	Feb 18, 2007
17	Western Carolina	Apr 04, 2007
17	ETSU	Feb 11, 2012

DOUBLES		
8	Savannah State	Feb 12, 2008
7	ETSU	Apr 02, 2007
5	Western Carolina	Feb 17, 2008
5	Western Carolina	Mar 03, 2008

TRIPLES		
3	Savannah State	Feb 12, 2008

HOME RUNS		
6	UNCW	Feb 27, 2010
5	Drexel	Apr 09, 2011

STOLEN BASES		
6	Eastern Illinois	Mar. 07, 2013
6	Furman	Apr 06, 2011

WALKS		
14	Army	Feb 17, 2007
13	ETSU	Feb 21, 2010
12	Western Michigan	Mar. 01, 2013

STRIKEOUTS		
18	Syracuse	Mar 04, 2006
16	Kennesaw State	Mar 17, 2012
14	Eastern Illinois	Mar. 07, 2013

RUNNERS LEFT ON BASE		
15	ETSU	Feb 21, 2010
15	Delaware	Mar 21, 2008
14	Western Carolina	Mar 11, 2007

ERRORS		
6	Furman	Mar 29, 2006
5	Delaware	Apr 21, 2008

DOUBLE PLAYS TURNED		
3	James Madison	Apr 17, 2010

Team Pitching

STRIKEOUTS		
18	Belmont	Apr 24, 2005
14	Toledo	Mar 05, 2008
14	Delaware	Apr 22, 2008
14	Delaware	May 11, 2006

HITS ALLOWED		
21	UAB	Feb 11, 2007

RUNS ALLOWED		
18	UAB	Feb 11, 2007
16	Hofstra	Mar 24, 2012
15	Hofstra	Apr 13, 2008
14	James Madison	Mar 30, 2008

WALKS ALLOWED		
9	Hofstra	Apr 7, 2007

Individual Batting

HITS		
6	Catherine Lee	Savannah St. 2/12/08
5	Lauren Jones	Savannah St. 2/12/08

DOUBLES		
3	Catherine Lee	George Mason 4/05/08
3	Catherine Lee	Savannah St. 2/12/08

TRIPLES		
2	Whitney Phillips	Auburn 2/17/10
2	Danielle Roddy	Savannah St. 2/12/08

RBI		
8	Lauren Jones	Savannah St. 2/12/08
6	Catherine Lee	West. Carolina 3/01/08
6	M. K. Branan	Hofstra 4/06/07
6	Jackie Jaegle	UAB 2/10/07
6	Candace Jones	St. Francis 3/02/05

RUNS SCORED		
6	Catherine Lee	Savannah St. 2/12/08
5	Danielle Roddy	Sanannah St. 2/12/08
4	Whitney Phillips	JMU 4/17/10
4	Lauren Jones	Savannah St. 2/12/08
4	Rebecca Roles	Savannah St. 2/12/08

TOTAL BASES		
10	Whitney Phillips	JMU 4/17/10
10	Danielle Roddy	UNCW 3/27/10
9	Emily Althafer	Longwood 2/12/12
9	Catherine Lee	Savannah St. 2/12/08
9	Brenna Morrissey	JMU 4/23/11

STOLEN BASES		
4	Michelle Parker	1995

Individual Batting (cont.)

WALKS		
4	Ashley Christy	JMU 4/28/12
4	Paige Nowacki	Drexel 4/14/12
4	Danielle Roddy	Army 2/17/07
4	Lily Skelton	ETSU 2/21/10
4	Lily Skelton	UNCW 4/22/07

STRIKEOUTS		
4	Rebecca Roles	Hofstra 4/12/08
4	Meghan McCoy	Syracuse 3/4/06

Individual Pitching

INNINGS PITCHED		
10.0	McCall Langford	Hofstra 5/01/10
10.0	Ashley Cowan	Delaware 3/21/08
10.0	Elizabeth Hyman	Fla. Atlantic 4/17/05

HITS ALLOWED		
15	Meghan McCoy	JMU 4/08/06
15	Alana Thomas	Syracuse 2/13/11
14	Ashley Cowan	Delaware 3/21/08

RUNS ALLOWED		
14	Ashley Cowan	JMU 3/30/08
12	Elizabeth Hyman	Georgia Tech 2/18/06
12	Alana Thomas	Syracuse 2/13/11
11	Elizabeth Thomas	UAB 2/11/07

STRIKEOUTS		
15	Elizabeth Hyman	Belmont 4/24/05
15	Andrea McNary	West. Illinois 3/08/04
15	Andrea McNary	East. Illinois 3/19/04
14	Alicia Mills	at Delaware 3/22/08
14	Elizabeth Hyman	Delaware 5/11/06

WALKS		
7	Elizabeth Hyman	Boston Univ. 3/07/05
7	Elizabeth Hyman	at Hofstra 5/12/06
6	Elizabeth Hyman	at Delaware 4/01/06
6	Elizabeth Hyman	at Hofstra 4/16/06
6	Elizabeth Hyman	Georgia Tech 2/19/06

Individual Fielding

PUTOUTS		
17	Lauren Jones	Furman 4/07/10
17	Candace Jones	Belmont 4/24/05

ASSISTS		
9	R. Cunningham	G. Mason 4/24/10
8	Alison Bradford	UCF 4/15/05
8	R. Cunningham	Furman 4/07/10
8	R. Cunningham	Ga. Southern 2/24/10

Miscellaneous Statistics

LONGEST GAMES

Innings	Opponent	Result	Date
13	George Mason	L, 2-4	May 01, 2011
12	George Mason	W, 2-0	May 05, 2012
12	Towson	W, 3-2	May 11, 2011
12	Hofstra	W, 3-1	May 08, 2009
12	Belmont	W, 5-4	Apr 24, 2005
12	Butler	W, 4-3	Mar 17, 1995
12	Virginia	W, 2-1	Mar 4, 1990
11	Oklahoma City	W, 5-4	Apr 11, 1992
10	Eastern Illinois	W, 6-5	Mar 07, 2013
10	Drexel	W, 3-2	Apr 09, 2011
10	Hofstra	W, 1-0	May 01, 2010
10	Delaware	W, 3-2	May 05, 2007
10	Troy State	L, 5-6	Mar 13, 2004
10	Western Illinois	L, 2-3	Mar 08, 2004
10	Campbell	W, 2-1	Apr 12, 2002
10	Maryland	W, 4-3	Mar 08, 2002
10	Kennesaw State	W, 1-0	Apr 10, 1991
10	Northern Iowa	W, 3-2	Mar 16, 1990

LONGEST WINNING STREAKS

Streak	Year	Span
11 games	1993	Feb 19 — Mar 11*
11 games	1993	Feb 28 — Apr 10
11 games	1987	unavailable
10 games	2013	Apr 14 — Apr 27
9 games	2009	Apr 04 — Apr 15
9 games	2008	Feb 09 — Feb 23*
9 games	1998	Apr 08 — Apr 21
8 games	2012	Mar 31 — Apr 07
8 games	2011	Apr 02 — Apr 10
8 games	2007	Feb 17 — Feb 24
8 games	1994	Mar 10 — Mar 12
8 games	1990	Mar 6 — Mar 16 *opened season

LONGEST LOSING STREAKS

Streak	Year	Span
13 games	2004	Apr 03 — Apr 23
10 games	2005	Mar 05 — Mar 18
9 games	1996	Mar 15 — Mar 29
8 games	2003	Mar 05 — Mar 14
8 games	2006	Mar 04 — Mar 22

NO HITTERS AND PERFECT GAMES

Name	Opponent	Date
Kaitlyn Medlam	Georgia Southern	4/10/13*
McCall Langford	Towson	3/27/11
C. Morgan/A. Mills	Western Carolina (5 Inn.)	2/17/08*
A. Mills/E. Thomas	Savannah State (5 Inn.)	2/12/08*
E. Hyman/ M. Chelsey	George Mason (5 Inn.)	5/06/06
Elizabeth Hyman	East Tennessee State	3/04/05

*Perfect Game

GRAND SLAMS

Name	Opponent	Inn.	Date
Callie Alford	UNCW	1st	4/13/13
Audrey Mason	Mercer	7th	2/27/13
Paige Nowacki	Western Carolina	6th	2/12/12
Natasha Berry	Delaware	6th	3/29/09
Catharine Lee	Mercer	4th	3/11/08
Catherine Lee	Western Carolina	4th	3/1/08
Alicia Mills	Western Carolina	1st	2/17/08
Lily Skelton	Hofstra	5th	4/06/07
Jamie Cagle	East Tennessee State	5th	3/04/05
Candice Jones	St. Francis	5th	3/02/05
Meghan McCoy	Western Illinois	1st	3/08/04
Buffie Chournos	Georgia Southern	1st	2/13/01

HITTING STREAKS

Streak	Name	Year
19 games	Mary Kathryn Branan	2007
16 games	Taylor Anderson	2013
15 games	Nicole Griffin	2007
15 games	Michelle Parker	1995
13 games	Michelle Parker	1994
11 games	Paige Nowacki	2011
11 games	Catherine Lee	2008
11 games	Brownie Caldwell	1989
10 games	Cassie Boese	2010
10 games	Holly Willis	2008
10 games	Rachel Cunningham	2007

MOST RUNS IN SINGLE INNING

Runs	Inning	Opponent	Date	Result
19	1st	Savannah State	Feb 12, 2008	W, 33-2
9	3rd	Savannah State	Feb 12, 2008	W, 33-2
9	3rd	Savannah State	Feb 12, 2008	W, 19-0
9	3rd	Western Carolina	Feb 12, 2008	W, 21-0
8	5th	Drexel	Apr. 21, 2013	W, 9-0

Yearly Statistical Leaders

BATTING AVERAGE

2013	Jessica Clifton331
2012	Lauren Coleman326
2011	Paige Nowacki305
2010	Danielle Roddy346
2009	Danielle Roddy335
2008	Catherine Lee411
2007	Danielle Roddy384
2006	Jackie Jaegle344
2005	Lauren Morlock284
2004	Alison Bradford261
2003	Katie Blue244
2002	Corrie Roberts333
2001	Corrie Roberts387
2000	Missy Hall346
1999	Corrie Roberts343
1998	Dani Polley296
1997	Dani Polley310
1996	Michelle Parker406
1995	Michelle Parker433*
1994	Michelle Parker311
1993	Kristy Redlinger321
1992	Dionne Ewing351
1991	Gretchen Gruber350
1990	Elizabeth Mitchell298
1989	Brownie Caldwell353
1988	Theresa Bredwell405
1987	Heather Smith331
1986	Brownie Vaughn336

HITS

2013	Jessica Clifton57
2012	Brenna Morrissey46
2011	Lauren Jones56
2010	Danielle Roddy55
2009	Danielle Roddy53
2008	Catherine Lee69
2007	Danielle Roddy70
2006	J. Cagle, MK Branan53
2005	Mary Kathryn Branan50
2004	Mary Kathryn Branan37
2003	Meghan McCoy35
2002	Corrie Roberts68
2001	Corrie Roberts65
2000	Corrie Roberts65
1999	Corrie Roberts73
1998	Dani Polley42
1997	Mel DelGallo43
1996	Michelle Parker56
1995	Michelle Parker68
1994	Michelle Parker64
1993	Susan Fryer54
1992	Tina Miller63
1991	Gretchen Gruber77*
1990	Jennifer Morgan61
1989	Brownie Caldwell55
1988	Theresa Bredwell70
1987	Heather Smith51
1986	B. Vaughn, T. Bredwell	...47

RUNS SCORED

2013	Taylor Anderson42
2012	Brenna Morrissey28
2011	Lauren Jones33
2010	Lauren Jones32
2009	Danielle Roddy33
2008	Catherine Lee51*
2007	Danielle Roddy49

2006	Nicole Griffin35
2005	Mary Kathryn Branan22
2004	Susan Lanier15
2003	Katie Blue24
2002	Cindy Gillies37
2001	Corrie Roberts36
2000	Corrie Roberts43
1999	Corrie Roberts41
1998	Crystal Hartman25
1997	Mel DelGallo26
1996	Dani Polley32
1995	Dani Polley33
1994	Susan Fryer39
1993	Susan Fryer42
1992	Kristy redlinger31
1991	G. Gruber, L. Mitchell26
1990	Jennifer Morgan44
1989	Brownie Caldwell33
1988	Brownie Caldwell43
1987	J. Morgan, T. Bredwell	...29
1986	B. Vaughn, P. Elsner33

RBI

2013	Callie Alford44
2012	Callie Alford43
2011	Lauren Jones40
2010	Lauren Jones38
2009	Rachel Cunningham31
2008	Catherine Lee63*
2007	Nicole Griffin46
2006	Nicole Griffin34
2005	Candace Jones19
2004	Meghan McCoy22
2003	Katie Blue23
2002	Corrie Roberts32
2001	Corrie Roberts48
2000	Corrie Roberts37
1999	Corrie Roberts38
1998	Dani Polley25
1997	Mel DelGallo23
1996	Mel DelGallo30
1995	Danielle Polley29
1994	Michelle Parker27
1993	Michelle Parker34
1992	Tina Miller36
1991	Gretchen Gruber34
1990	Kathy Hazinski36
1989	Brownie Caldwell26
1988	Heather Smith49
1987	Heather Smith36
1986	Brownie Vaughn36

HOME RUNS

2013	Paige Nowacki12
2012	Paige Nowacki10
2011	Lauren Jones14
2010	Lauren Jones9
2009	C. Lee, L. Jones5
2008	Catherine Lee17*
2007	Lily Skelton10
2006	M. McCoy, N. Griffin9
2005	Jamie Cagle3
2004	Meghan McCoy8
2003	Kaite Blue12
2002	Corrie Roberts7
2001	Corrie Roberts9
2000	Corrie Roberts7
1999	Buffie Chournos10

1998	Dani Polley7
1997	Dani Polley6
1996	Dani Polley6
1995	M. DelGallo, D. Polley4
1994	Mel DelGallo6
1993	Michelle Parker3
1992	K. Rogers, T. Miller2
1991	N/A0
1990	Tina Miller2
1989	Brownie Caldwell2
1988	Heather Smith4
1987	Theresa Bredwell2
1986	Brownie Vaughn8

WALKS

2013	Lauren Coleman53*
2012	C. Alford, L. Coleman27
2011	P. Nowacki, L. Jones23
2010	Danielle Roddy29
2009	Danielle Roddy33
2008	Danielle Roddy32
2007	Danielle Roddy43*
2006	Nicole Griffin34
2005	Meghan McCoy24
2004	Candace Jones11
2003	Katie Blue17
2002	Cindy Gillies27
2001	Corrie Roberts27
2000	Chrystal Hartman17
1999	Marissa Smith22
1998	M. Pardo, A. Corley20
1997	Stacey Jessen15
1996	M. DelGallo, C. Laase16
1995	Carrie Kirk19
1994	Susan Fryer16
1993	Missy Russell22
1992	Dionne Ewing23
1991	Charlene Chilton22
1990	Jennifer Morgan24
1989	Jennifer Morgan29
1988	Jennifer McLendon26
1987	Jennifer Morgan22
1986	Brownie Vaughn21

STOLEN BASES

2013	Ashley Christy17
2012	Whitney Phillips12
2011	Whitney Phillips16
2010	Cassie Boese8
2009	Natasha Berry13
2008	Natasha Berry19
2007	Holly Willis10
2006	M. Brannan, N. Griffin7
2005	Lauren Morlock6
2004	Mary Kathryn Branan7
2003	Jennifer Hester4
2002	Missy Hall25*
2001	Corrie Roberts24
2000	Missy Hall22
1999	Corrie Roberts16
1998	Claudia Hickey12
1997	Mel DelGallo10
1996	Mel DelGallo12
1995	Susan Fryer14
1994	Kaci Clark21
1993	Susan Fryer15
1992	Elizabeth Mitchell9
1991	Elizabeth Mitchell14

1990	Jennifer Morgan10
1989	J. Morgan, B. Caldwell	...21
1988	Theresa Bredwell17
1987	Jennifer Morgan10
1986	unavailable	

ERA

2013	Kaitlyn Medlam2.72
2012	Kaitlyn Medlam1.99
2011	Kaitlyn Medlam1.63
2010	McCall Langford1.41
2009	Alana Thomas2.78
2008	Alicia Mills1.19
2007	Madi Gore2.48
2006	Elizabeth Hyman2.17
2005	Elizabeth Hyman1.24
2004	Andrea McNary1.20
2003	Andrea McNary2.23
2002	Andrea McNary1.81
2001	Lee Quattrocchi1.75
2000	Jaci Davis1.80
1999	Angela Buckem1.72
1998	Angela Buckem1.62
1997	Melanie Kotlar2.70
1996	Joy Wright2.28
1995	Mel DelGallo1.08
1994	Kaci Clark1.35
1993	Kaci Clark0.91*
1992	Missy Smith2.06
1991	Debbie Hale1.19
1990	Debbie Hale0.97
1989	unavailable	
1988	Gina Brooks1.49
1987	Karen Roy1.04
1986	Karen Roy1.96

STRIKEOUTS

2013	Kaitlyn Medlam108
2012	Kaitlyn Medlam98
2011	McCall Langford120
2010	McCall Langford71
2009	Madi Gore90
2008	Alicia Miles163
2007	Madi Gore173
2006	Elizabeth Hyman260*
2005	Elizabeth Hyman232
2004	Andrea McNary183
2003	Andrea McNary143
2002	Andrea McNary173
2001	Angie Buckem105
2000	Jaci Davis136
1999	Angie Buckem103
1998	Mila Nelson59
1997	Melanie Kotlar57
1996	Amanda Bush39
1995	Missy Radaker91
1994	Kaci Clark229
1993	Kaci Clark237
1992	Dionne Ewing151
1991	Stacey Peterson68
1990	Debbie Hale108
1989	unavailable	
1988	Lora Lischinsky75
1987	Gina Brooks40
1986	Gina Brooks66

*Single-season school records

NCAA Tournament and Honors

NCAA Tournament Appearances: 2

Overall Record: 0-4

2011

CAA Tournament Champions
 Head Coach: Bob Heck / Roger Kincaid
 Overall Record: 36-25 (15-5 CAA)
 Site of NCAA Regional: Athens, Ga.

5/20	No. 8 Georgia	Lost	0-8 (5)
5/21	Florida State	Lost	1-6



1994

TAAC Tournament Champions
 Head Coach: Bob Heck
 Overall Record: 40-27-1 (7-5 TAAC)
 Site of NCAA Regional: Columbia, S.C.

5/20	UCLA	Lost	1-2
5/21	South Carolina	Lost	1-6



Louisville Slugger/NFCA All Region

FIRST TEAM

Kaitlyn Medlam	P	Mid-Atlantic Region	2013
Paige Nowacki	3B	Mid-Atlantic Region	2012
Catherine Lee	C	Southeast Region	2008

SECOND TEAM

Callie Alford	C	Mid-Atlantic Region	2013
Jessica Clifton	OF	Mid-Atlantic Region	2013
Callie Alford	C	Mid-Atlantic Region	2012
McCall Langford	P	Mid-Atlantic Region	2011
Elizabeth Hyman	P	Southeast Region	2006

CoSIDA Academic All-American

SECOND TEAM

Meghan McCoy	2006
Jennifer Morgan	1990
Jennifer Morgan	1989

CoSIDA Academic All-District

FIRST TEAM

Cassie Boese	2012
Cassie Boese	2010
Meghan McCoy	2006
Jennifer Morgan	1990
Jennifer Morgan	1989

SECOND TEAM

Cassie Boese	2011
Catherine Lee	2009

NCAA Statistical Leaders

INDIVIDUAL

Sacrifice Hits	Holly Willis	26	2009
Sacrifice Hits per Game	Holly Willis	0.54	2009

TEAM

Double Plays Turned	Georgia State	35	2010
Double Plays Turned per Game	Georgia State	0.63	2010

Conference Tournament Results

2 NSWAC Championships (1989, 1990)

3 TAAC Championships (1992, 1993, 1994)

1 CAA Championship (2011)

4-Time CAA Runners-Up (2006, 2007, 2010, 2012)

All-Time Conference Tournament Record: 60-41 (.594)

2012 CAA RUNNER-UP (2-2)

5/10 vs. James Madison.....W, 7-4
5/11 vs. Hofstra.....L, 0-1
5/11 vs. James Madison.....W, 9-1 (5)
5/12 vs. Hofstra.....L, 1-9 (5)

2011 CAA CHAMPION (4-1)

5/11 vs. Towson.....W, 3-2 (12)
5/12 vs. Hofstra.....L, 1-0
5/12 vs. Towson.....W, 3-0
5/13 vs. Hofstra.....W, 4-2
5/13 vs. Hofstra.....W, 2-0

2010 CAA RUNNER-UP (2-2)

5/12 vs. James Madison.....L, 0-3
5/13 vs. Towson.....W, 4-1 (9)
5/13 vs. James Madison.....W, 4-3
5/14 vs. Hofstra.....L, 3-0

2009 CAA (1-2)

5/6 vs. Towson.....L, 1-3
5/7 vs. Hofstra.....W, 3-1 (12)
5/8 vs. Towson.....L, 5-1

2008 CAA (0-2)

5/8 vs. James Madison.....L, 1-2
5/10 vs. Towson.....L, 4-5

2007 CAA RUNNER-UP (2-2)

5/10 vs. James Madison.....W, 1-0
5/11 vs. Hofstra.....L, 0-1
5/11 vs. James Madison.....W, 2-1
5/12 vs. Hofstra.....L, 1-3

2006 CAA RUNNER-UP (3-2)

5/11 vs. Delaware.....W, 6-5
5/12 vs. Hofstra.....L, 3-5
5/12 vs. UNCW.....W, 13-5
5/13 vs. Hofstra.....W, 4-3
5/13 vs. Hofstra.....L, 3-7

2002 A-SUN (4-2)

5/9 vs. Troy.....W, 3-0
5/9 vs. UCF.....W, 6-5
5/10 vs. Florida Atlantic.....L, 0-2
5/10 vs. UCF.....W, 4-2
5/11 vs. Florida Atlantic.....W, 3-2
5/11 vs. Florida Atlantic.....L, 0-4

2001 TAAC (1-2)

5/3 vs. Stetson.....W, 5-2
5/3 vs. Samford.....L, 4-6
5/3 vs. Troy.....L, 4-6

2000 TAAC (1-2)

5/4 vs. Troy.....W, 1-0
5/4 vs. Stetson.....L, 0-1
5/5 vs. Jacksonville State.....L, 0-2

1999 TAAC (1-2)

5/6 vs. Troy.....L, 1-7
5/7 vs. Samford.....W, 5-4
5/7 vs. Campbell.....L, 2-6

1998 TAAC (3-2)

4/30 vs. Stetson.....L, 1-2
4/30 vs. Jacksonville State.....W, 3-2
5/1 vs. Stetson.....W, 3-1
5/1 vs. Florida International.....W, 3-0
5/2 vs. Florida Atlantic.....L, 2-3

1997 TAAC (2-2)

4/24 vs. Stetson.....W, 9-5
4/24 vs. Jacksonville State.....L, 1-4
4/24 vs. Mercer.....W, 5-4
4/25 vs. Jacksonville State.....L, 5-8

1995 TAAC (1-2)

4/28 vs. Florida Atlantic.....L, 1-2
4/28 vs. Centenary.....W, 5-3
4/29 vs. Campbell.....L, 1-2

1994 TAAC CHAMPION (6-1)

4/29 vs. Charleston.....W, 9-0
4/29 vs. Samford.....L, 3-6
4/29 vs. Mercer.....W, 4-1
4/30 vs. SE Louisiana.....W, 3-1 (8)
4/30 vs. Samford.....W, 2-1 (9)
4/30 vs. Centenary.....W, 2-1
4/30 vs. Centenary.....W, 2-1 (9)

1993 TAAC CHAMPION (4-1)

4/30 vs. Mercer.....W, 9-0
4/30 vs. Samford.....W, 5-0
5/1 vs. Stetson.....W, 1-0
5/1 vs. Stetson.....L, 2-3
5/1 vs. Stetson.....W, 3-0

1992 TAAC CHAMPION (4-0)

5/1 vs. Mercer.....W, 5-3
5/1 vs. Centenary.....W, 8-1
5/1 vs. Stetson.....W, 3-1
5/2 vs. Stetson.....W, 4-3 (10)

1991 NSWAC (1-2)

5/3 vs. Mercer.....W, 4-1
5/3 vs. Stetson.....L, 0-1
5/3 vs. Georgia Southern.....L, 2-3

1990 NSWAC CHAMPION (3-0)

vs. Georgia Southern.....W, 5-2
vs. Samford.....W, 6-4
vs. Samford.....W, 2-0

1989 NSWAC CHAMPION (3-1)

vs. Florida A&M.....W, 5-2
vs. Samford.....W, 6-3
vs. Mercer.....L, 0-2
vs. Mercer.....W, 1-0

1988 NSWAC (5-3)

4/30 vs. Georgia Southern.....W, 7-2
4/30 vs. Mercer.....W, 11-3
4/30 vs. Samford.....W, 2-0
5/1 vs. Florida A&M.....W, 7-1
5/1 vs. Stetson.....L, 3-4
5/1 vs. Florida A&M.....W, 11-1
5/2 vs. Stetson.....L, 4-5
5/2 vs. Stetson.....L, 0-6

1987 NSWAC (5-3)

vs. Georgia Southern.....W, 6-1
vs. Mercer.....L, 5-7
vs. Florida A&M.....W, 3-0
vs. Stetson.....W, 2-0
vs. Mercer.....W, 5-1
vs. Stetson.....L, 2-3
vs. Stetson.....W, 2-1 (10)
vs. Stetson.....L, 3-5

1986 NSWAC (2-3)

4/19 vs. Georgia Southern.....L, 1-4
4/19 vs. Mercer.....W, 6-1
4/19 vs. Stetson.....L, 2-5
4/19 vs. Georgia Southern.....W, 10-5
4/19 vs. Stetson.....L, 4-5 (8)

Conference Accolades

Annual Conference Awards

PLAYER OF THE YEAR

Catherine Lee	2008	CAA
Kaci Clark	1994	TAAC
Kaci Clark	1993	TAAC
Lora Lischinsky	1990	NSWAC
Brownie Vaughn	1989	NSWAC

ROOKIE OF THE YEAR

Kaitlyn Medlam	2011	CAA
Alana Thomas	2009	CAA
Catherine Lee	2008	CAA
Danielle Roddy	2007	CAA
Jackie Jaegle	2006	CAA
Andrea McNary	2002	A-SUN

PITCHER OF THE YEAR

Elizabeth Hyman	2006	CAA
-----------------	------	-----

COACH OF THE YEAR

Roger Kincaid	2011	CAA
Bob Heck	2006	CAA
Bob Heck	1994	TAAC

SCHOLAR-ATHLETE OF THE YEAR

Holly Willis	2008	CAA
Meghan McCoy	2006	CAA

CAA 25TH YEAR ANNIVERSARY TEAM

Elizabeth Hyman	2005-06
-----------------	---------

Conference All-Tournament Selections

MOST OUTSTANDING PERFORMERS

Kaci Clark	1994	A-Sun
Alana Thomas	2011	CAA

THREE-TIME ALL-TOURNAMENT

Mel Del Gallo	1994, 95, 97	A-Sun
---------------	--------------	-------

TWO-TIME ALL-TOURNAMENT

Susan Fryer	1994, 97	A-Sun
Madi Gore	2007, 09	CAA
Lauren Jones	2010, 11	CAA
McCall Langford	2010, 11	CAA
Corrie Roberts	2000, 02	A-Sun
Danielle Roddy	2007, 09	CAA

2012 (CAA)

Ashley Christy
Lauren Coleman
Paige Nowacki

2011 (CAA)

Lauren Jones
McCall Langford
Alana Thomas (MOP)
Emily Whitaker

2010 (CAA)

McCall Langford
Lauren Jones
Lily Skelton

2009 (CAA)

Madi Gore
Danielle Roddy

2008 (CAA)

Catherine Lee

2007 (CAA)

Madi Gore
Mary Kathryn Brenan
Danielle Roddy

2006 (CAA)

Elizabeth Hyman
Jackie Jaegle
Meghan McCoy

2002 (A-SUN)

Cheryl Bodziony
Lindsay Bryant
Andrea McNary
Corrie Roberts

2000 (A-SUN)

Corrie Roberts

1999 (A-SUN)

Marissa Smith

1998 (A-SUN)

Angie Buckem
Crystal Hartman
Mila Nelson
Monica Pardo

1997 (A-SUN)


Mel Del Gallo
Dani Polley

1995 (A-SUN)

Mel Del Gallo
Susan Fryer
Missy Radaker

1994 (A-SUN)

Kaci Clark (MOP)
Heidi Berger
Mel Del Gallo
Susan Fryer
Michelle Parker
Missy Smith



2011 CAA ALL-TOURNAMENT

All-Conference Teams

2013 (CAA)

Jessica Clifton, OF	1st
Callie Alford, C	2nd
Lauren Coleman, 1B	2nd
Kaitlyn Medlam, P	2nd
Taylor Anderson, SS	Rookie
Katie Worley, P	Rookie

2012 (CAA)

Lauren Coleman, 1B	1st
Callie Alford, C	2nd, Rookie
Ashley Christy, OF	2nd, Rookie
Kaitlyn Medlam, P	2nd

2011 (CAA)

McCall Langford, P	1st
Lauren Jones, 1B	2nd
Audrey Mason, OF	2nd
Kaitlyn Medlam, P	2nd, Rookie
Brenna Morrissey, DP	2nd
Paige Nowacki, SS	2nd
Jessica Clifton, OF	Rookie
Maddy Stanton, C	Rookie

2010 (CAA)

Danielle Roddy, 3B	1st
Cassie Boese, DP	2nd
McCall Langford, P	2nd, Rookie
Audrey Mason, OF	2nd, Rookie
Lauren Jones, 1B	2nd
Whitney Phillips, OF	Rookie

2009 (CAA)

Catherine Lee, C	1st
Danielle Roddy, 3B	1st
Natasha Berry, OF	1st
Alana Thomas, P	2nd, Rookie
Holly Willis, OF	2nd

2008 (CAA)

Catherine Lee, C	1st, Rookie
Rachel Cunningham, SS	1st
Holly Willis, OF	1st
Natasha Berry, OF	2nd
Jessica Gowin, 1B	2nd
Madi Gore, P	2nd
Alicia Mills, P	2nd, Rookie

2007 (CAA)

Mary Kathryn Branan, 2B	1st
Danielle Roddy, 3B	1st, Rookie
Nichole Griffin, SS	2nd
Madi Gore, P	2nd
Rachel Cunningham	Rookie

2006 (CAA)

Jackie Jaegle, C	1st, Rookie
Meghan McCoy, 1B	1st
Jamie Cagle, OF	1st
Elizabeth Hyman, P	1st
Nichole Griffin, SS	2nd, Rookie

2005 (A-SUN)

Elizabeth Hyman	2nd
-----------------	-----

2003 (A-SUN)

Katie Blue	2nd
------------	-----

2002 (A-SUN)

Corrie Roberts	1st
Andrea McNary	2nd

2001 (TAAC)

Cindy Giles	1st
Missy Hall	1st
Corrie Roberts	1st
Andrea McNary	Freshman

2000 (TAAC)

Missy Hall	1st
Crystal Hartman	1st
Corrie Roberts	1st
Cheryl Bodziony	1st
Jaci Davis	3rd

1999 (TAAC)

Cheryl Bodziony	1st
Buffie Chourmos	1st
Corrie Roberts	1st
Adrienne Lyman	2nd
Angie Buckem	3rd
Missy Hall	3rd

1998 (TAAC)

Chrissy Dangler	2nd
Danielle Polley	2nd

1997 (TAAC)

Mel Del Gallo	1st
---------------	-----

1996 (TAAC)

Mel Del Gallo	1st
Michelle Parker	1st
Danielle Polley	1st

1995 (TAAC)

Mel Del Gallo	1st
Susan Fryer	1st
Michelle Parker	1st
Missy Radaker	2nd

1994 (TAAC)

Kaci Clark	1st
Mel Del Gallo	1st
Susan Fryer	1st
Michelle Parker	1st

1993 (TAAC)

Kaci Clark	1st
Charlene Chilton	1st
Michelle Parker	1st

1992 (TAAC)

Ann Baxley	1st
Dianne Ewing	1st
Kristy Redinger	1st
Staci Anderson	2nd
Susan Fryer	2nd
Tina Miller	2nd

1991 (NSWAC)

Gretchen Gruber	1st
Ann Baxley	2nd
Debbie Hale	2nd
Stacey Peterson	2nd

1990 (NSWAC)

Wendy Evilsizor	1st
Lora Lischinsky	1st
Jennifer Morgan	1st
Jennifer McClendon	2nd
Elizabeth Mitchell	2nd

1989 (NSWAC)

Brownie (Vaughn) Caldwell	1st
Wendy Evilsizor	1st
Paige Elsner	1st
Lori Lischinsky	1st
Julie Lockwood	2nd
Tonya Maxwell	2nd
Tina Miller	2nd

1988 (NSWAC)

Brownie (Vaughn) Caldwell	1st
Theresa Bredwell	1st
Heather Smith	1st
Lora Lischinsky	2nd

1987 (NSWAC)

Theresa Bredwell	1st
Gina Brooks	1st
Kathy Hazinsky	1st
Brownie (Vaughn) Caldwell	1st
Rhonda Griffin	2nd
Jennifer Morgan	2nd
Frankie Smith	2nd

1986 (NSWAC)

Brownie (Vaughn) Caldwell	1st
Paige Elsner	1st
Melanie Ramers	1st

Weekly Conference Accolades

Multiple Time All-Conference

FOUR-TIME ALL-CONFERENCE

Brownie Caldwell	1986-89
Mel Del Gallo	1994-97
Corrie Roberts	1999-2002

THREE-TIME ALL-CONFERENCE

Missy Hall	1999-2001
Michelle Parker	1994-96
Danielle Roddy	2007, 09-10

TWO-TIME ALL-CONFERENCE

Ann Baxley	1991-92
Cheryl Bodziony	1999-2000
Theresa Bredwell	1987-88
Kaci Clarke	1993-94
Rachel Cunningham	2007-08
Paige Elsner	1986, 1989
Wendy Evilsizor	1989-90
Susan Fryer	1994-95
Mandy Gore	2007-08
Nicole Griffin	2006-07
Elizabeth Hyman	2005-06
Lauren Jones	2010-11
McCall Langford	2010-11
Catherine Lee	2008-09
Lori Lischninsky	1988-89
Audrey Mason	2010-11
Andrea McNary	2001-02
Kaitlyn Medlam	2011-12
Tina Miller	1989-92
Jennifer Morgan	1987, 1990
Danielle Polley	1996, 1998
Holly Willis	2008-09



KAITLYN MEDLAM

MULTIPLE WEEKLY AWARD WINNERS

Kaitlyn Medlam	5	2011-13
Jessica Clifton	4	2011-13
Paige Nowacki	4	2011-13
McCall Langford	4	2010-12
Danielle Roddy	4	2007-10
Lauren Jones	3	2008-10
Catherine Lee	3	2008
Nicole Griffin	3	2006-07
Elizabeth Hyman	3	2005-06
Andra McNary	3	2002-04
Lauren Coleman	2	2012
Audrey Mason	2	2010
Alicia Mills	2	2008
Nikki Bradford	2	2007
Meghan McCoy	2	2004-06
Cheryl Bodziony	2	2000

2013 (CAA)

2/19	Paige Nowacki	Player
2/26	Kaitlyn Medlam	Pitcher
3/05	Taylor Anderson	Rookie
3/26	Ashley Christy	Player
4/29	Jessica Clifton	Player
4/29	Katie Worley	Rookie

2012 (CAA)

2/14	Paige Nowacki	Player
2/14	Lauren Coleman	Rookie
2/21	Alana Thomas	Pitcher
2/28	Paige Nowacki	Player
2/28	McCall Langford	Pitcher
4/02	Callie Alford	Rookie
4/09	Carrie Williams	Player
4/16	Ashley Christy	Player
4/23	Jessica Clifton	Player
4/23	Kaitlyn Medlam	Pitcher
4/23	Lauren Coleman	Rookie
5/06	Kaitlyn Medlam	Pitcher

2011 (CAA)

2/28	Kaitlyn Medlam	Rookie
3/01	Jessica Clifton	Rookie
3/01	McCall Langford	Pitcher
3/28	McCall Langford	Pitcher
4/11	Kaitlyn Medlam	Pitcher
4/11	Paige Nowacki	Player
4/18	Jessica Clifton	Rookie

2010 (CAA)

3/02	Lauren Jones	Player
3/09	Lily Skelton	Player
3/09	McCall Langford	Rookie
3/29	Audrey Mason	Rookie
4/05	Danielle Roddy	Player
4/19	Lauren Jones	Player
4/19	Whitney Phillips	Rookie
4/26	McCall Langford	Pitcher
5/10	Audrey Mason	Rookie

2009 (CAA)

4/06	Natasha Berry	Player
4/13	Rachel Cunningham	Player
4/27	Danielle Roddy	Player
5/04	Danielle Roddy	Player

2008 (CAA)

2/19	Lauren Jones	Player
2/19	Alicia Mills	Rookie
3/04	Catherine Lee	Rookie
3/24	Jessica Gowen	Player
3/24	Alicia Mills	Rookie
3/31	Catherine Lee	Rookie
4/07	Catherine Lee	Rookie
4/21	Catherine Lee	Rookie

2007 (CAA)

2/20	Nikki Bradford	Rookie
2/20	Danielle Roddy	Player
2/27	Nikki Bradford	Rookie
3/06	Nicole Griffin	Player
3/06	Madi Gore	Pitcher

2006 (CAA)

4/10	Meghan McCoy	Player
4/10	Elizabeth Hyman	Pitcher
5/01	Elizabeth Hyman	Pitcher
3/28	Nicole Griffin	Rookie
4/03	Jackie Jaegle	Rookie
5/09	Nicole Griffin	Rookie

2005 (A-SUN)

2/14	Jessica Gowin	Player
2/28	Elizabeth Hyman	Pitcher

2004 (A-SUN)

3/22	Andrea McNary	Pitcher
5/03	Megan McCoy	Player
5/03	Andrea McNary	Pitcher

2002 (A-SUN)

4/29	Andra McNary	Pitcher
------	--------------	---------

2001 (A-SUN)

4/16	Corrie Roberts	Player
2/19	Lee Quattrocchi	Pitcher

2000 (A-SUN)

2/28	Cheryl Bodziony	Player
3/20	Cheryl Bodziony	Player
4/03	Katie Blue	Player
5/01	Adrienne Lyman	Player
5/01	Angie Buckem	Pitcher

Academic Honors

CoSIDA Academic All-American

SECOND TEAM

Meghan McCoy2006
 Jennifer Morgan.....1990
 Jennifer Morgan.....1989

CoSIDA Academic All-District

FIRST TEAM

Cassie Boese2012
 Cassie Boese2010
 Meghan McCoy2006
 Jennifer Morgan.....1990
 Jennifer Morgan.....1989

SECOND TEAM

Cassie Boese2011
 Catherine Lee.....2009

Scholar Athlete of the Year

CAA

Holly Willis 2007-08
 Meghan McCoy 2005-06

Lauren Morlock
 Alexandra Pratt
 Emily Pritchett
 Shannon Tiahur

2001-2002

Cheryl Bodziony
 Lindsey Bryant
 Buffie Chournos
 Lindsey French
 Cindy Gillies
 Melissa LeComte
 Andrea McNary
 Shannon Tiahur

2000-2001

Cheryl Bodziony
 Cindy Gilles
 Shannon McCormick
 Corrie Roberts

1999-2000

Cheryl Bodziony
 Lauren Booth
 Buffie Chournos
 Amanda Corley
 Christine Dangler
 Jaci Davis
 Crystal Hartman
 Adrienne Lyman
 Shannon McCormick
 Vanessa O'Campo
 Stephanie Payne

1998-1999

Cheryl Bodziony
 Amanda Corley
 Jaci Davis
 Crystal Hartman
 Melanie Kotlar
 Stephanie Payne

1997-1998

Annie Boyle
 Amanda Corley
 Christine Dangler
 Crystal Hartman
 Claudia Hickey
 Carrie Kirk
 Melanie Kotlar
 Mila Nelson
 Danielle Polley

1996-1997

Amanda Corley
 Christine Dangler
 Melanie DelGallo
 Crystal Hartman
 Carrie Kirk

1995-1996

Stephanie Payne
 Mandy Bush
 Mel DelGallo
 Angie Fulkerson
 Christy Jameson

Melanie Kotlar
 Jennifer Loucks
 Michelle Parker
 Danielle Polley
 Missy Russell

1994-1995

Thomas Karlsson
 Susan Fryer
 Danielle Polley
 Missy Radaker
 Candace Respress

1993-1994

Carrie Partlowe
 Stacey Peterson
 Melissa Smith

1992-1993

Charlene Chilton
 Stacey Peterson
 Kristy Redlinger
 Melissa Smith

1991-1992

Staci Anderson
 Ann Baxley
 Tina Miller
 Liz Mitchell
 Kristy Redlinger

Conferences recognize student-athletes who maintain a 3.0 GPA during their competing semester.

CAA Honors

2011-12

Callie Alford
 Emily Althafer
 Cassie Boese
 Ashley Christy
 Emily Clay
 Megan Kallatsa
 McCall Langford
 Audrey Mason
 Shannyn Palazzo
 Whitney Phillips
 Christina Reed
 Taylor Scarpantonio
 Chelsea Sparks
 Alana Thomas
 Emily Whitaker
 Carrie Williams

2005-2006

Sara Berzofsky
 Mary Katharyn Branan
 Laura Christopher
 Nicole Griffin
 Elizabeth Hyman
 Candace Jones
 Susan Lanier
 Meghan McCoy
 Beth Miller
 Lauren Morlock
 Holly Willis

A-Sun Honors

2004-2005

Sarah Berzofsky
 Alison Bradford
 Jamie Cagle
 Jessica Gowin
 Elizabeth Hyman
 Candace Jones
 Susan Lanier
 Meghan McCoy
 Shannon Tiahur
 Elizabeth Watson

2003-2004

Sarah Bersofsky
 Alison Bradford
 Kiley Brooks
 Jamie Cagle
 Candace Jones
 Susan Lanier
 Meghan McCoy
 Andrea McNary
 Beth Miller
 Lauren Morlock
 Pamela O'Neal
 Alexandra Pratt
 Shannon Tiahur
 Elizabeth Watson

2002-2003

Sara Berzofsky
 Kiley Brooks
 Shannon McCormick
 Meghan McCoy
 Andrea McNary
 Beth Miller



CASSIE BOESE



MEGAN MCCOY

The Last Time

THE LAST TIME GEORGIA STATE...

Scored 10-11 runs.....	(10) vs. No. 23 Georgia	4/24/13
Scored 12-14 runs	(13) vs. Georgia Southern	4/10/13
Scored 15-19 runs	(15) vs. Presbyterian	2/16/13
Scored 20+ runs	(33) vs. Savannah State	2/12/08
Registered 12-14 hits	(12) at Drexel	4/20/13
Registered 15-19 hits	(15) vs. Jacksonville State	3/19/13
Registered 20-24 hits	(20) vs. Presbyterian	2/16/13
Registered 25+ hits	(30) vs. Savannah State	2/12/08
Hit 4 doubles.....	vs. George Mason	4/30/11
Hit 5 doubles.....	vs. Lipscomb	2/22/09
Hit 6+ doubles	(8) vs. Savannah State	2/12/08
Hit 3 triples.....	(3) vs. Savannah State	2/12/08
Hit 3 home runs	vs. Hofstra	3/29/13
Hit 4 home runs	at Drexel	4/10/11
Drew 8-9 walks.....	(8) at Drexel	4/21/13
Drew 10+ walks.....	(12) vs. Western Michigan	3/01/12
Struck out 8-9 times.....	(9) vs. St. Joseph's	3/03/13
Struck out 10-14 times.....	(14) vs. Eastern Illinois	3/07/13
Struck out 15+ times.....	(16) at Kennesaw State	3/17/12
Stole 3 bases.....	vs. Troy	2/24/13
Stole 4 bases.....	vs. Georgia Southern	4/10/13
Stole 5+ bases	(6) vs. Eastern Illinois	3/07/13
Committed 4 errors.....	vs. Hofstra	3/25/12
Overcame 4-Run Deficit.....	Trailed Mercer 4-0; W, 9-6	2/27/13
Overcame 5-run Deficit.....	Trailed Delaware 5-0; W, 6-7	4/26/13
Overcame 6-run Deficit.....	Trailed SIUE 9-3; W 10-9	2/08/13
Won an extra-inning game.....	vs. Delaware; W, 6-5 in 8	4/26/13
Lost an extra-inning game.....	vs. Troy; L, 7-8 in 8	2/24/13
Defeated a ranked team	W, 10-7 (8) at No. 23 Georgia	4/24/13
Defeated a Top 5 team	W, 5-1 at No. 2 Alabama	4/17/12

THE LAST TIME AN OPPOSING TEAM...

Scored 9-10 runs	(9) SIUE	2/08/13
Scored 10-12 runs	(11) Longwood	2/12/12
Scored 12+ runs	(16) Presbyterian	3/24/12
Registered 10-14 hits	(13) Furman	4/03/13
Registered 15-19 hits	(17) Hofstra	3/24/12
Registered 20+ hits	(21) UAB	2/11/07
Hit 2 home runs	Troy	2/24/13
Hit 3 home runs	Georgia Tech	3/26/09
Hit 4 home runs	Hofstra	5/12/12
Drew 6-8 walks.....	(6) South Alabama	2/09/13
Struck out 7-9 times	(8) SIUE	2/08/13
Struck out 10-14 times.....	(13) UNCW	4/07/12
Stole 3 bases.....	Purdue	2/26/11
Stole 4 bases.....	Georgia	5/20/11
Stole 5 bases.....	Eastern Kentucky	2/24/12
Committed 4 errors	Eastern Illinois	3/07/13
Committed 5 errors	North Carolina State	2/14/13
Committed 6+ errors.....	(11) Savannah State	2/12/08
Run-ruled Georgia State	No. 4 Alabama; 9-1 in 5 inn.	3/20/13

THE LAST TIME A PANTHER BATTER...

Scored 3 runs.....	Jessica Clifton at No. 23 Georgia	4/24/13
Scored 4 runs	Whitney Phillips vs. JMU	4/17/10
Scored 5+ runs	(6) Catherine Lee vs. Savannah St.	2/12/08
Registered 4 hits.....	Ashley Christy vs. George Mason	5/05/12
Registered 5+ hits	(6) Catharine Lee vs. Savannah St.	2/12/08
Hit 2 doubles.....	Ashley Christy vs. George Mason	3/23/13
Hit 3 doubles.....	Catherine Lee vs. Savannah St.	2/12/08
Hit 2 triples.....	Whitney Phillips vs. Auburn	2/17/10
Hit 2 home runs	Taylor Anderson vs. Hofstra	3/29/13
Hit a grand slam.....	Callie Alford vs. UNCW	4/13/13
Had a walk-off hit.....	Jessica Clifton vs. Delaware	4/26/13
Hit a walk-off home run.....	Brenna Morrissey vs. Drexel	4/14/12
Recorded 4 RBI.....	Paige Nowacki vs. George Mason	3/23/13
Recorded 5 RBI.....	Callie Alford vs. UNCW	4/13/13
Recorded 6 RBI.....	Paige Nowacki vs. Presbyterian	2/16/13
Recorded 7+ RBI.....	(8) Lauren Jones vs. Savannah St.	2/12/08
Had 8 total bases.....	Jessica Clifton vs. Delaware	4/27/12
Had 9 total bases.....	Emily Althafer vs. Longwood	2/12/12
Had 10 total bases.....	Whitney Phillips vs. JMU	4/17/10
Stole 2 bases.....	Ashley Christy vs. Jacksonville St.	3/19/13
Walked 3 times.....	Lauren Coleman vs. Drexel	4/20/13
Walked 4 times	Ashley Christy vs. James Madison	4/28/12

THE LAST TIME A PANTHER PITCHER...

Threw a perfect game.....	Kaitlyn Medlam vs Ga. Southern	4/11/13
Threw a no-hitter	McCall Langford at Towson	3/27/11
Pitched over 7.0 innings.....	(11.0) Kaitlyn Medlam vs. Mason	5/05/12
Struck out 8-9 batters	(9) Alana Thomas vs Towson	3/31/12
Struck out 11-14 batters	(13) Kaitlyn Medlam at UNCW	4/07/12
Struck out 15+ batters	(15) Elizabeth Hyman vs. Belmont	4/24/05
Allowed 8-9 hits	(8) Kaitlyn Medlam vs. Troy	2/24/13
Allowed 10+ hits	(11) Kaitlyn Medlam vs. James Madison	5/4/13
Allowed 8-9 runs.....	(8) Kaitlyn Medlam vs. James Madison	5/4/13
Allowed 10+ runs.....	(12) Alana Thomas vs. Syracuse	2/13/11

THE LAST TIME AN OPPOSING BATTER...

Scored 3 runs.....	Sarah Mooney of James Madison	5/03/13
Scored 4 runs	Veronica Grant of Purdue	2/13/11
Registered 3 hits.....	Sarah Mooney of James Madison	5/03/13
Registered 4 hits.....	Abbey Ledford of Kent State	3/02/13
Hit 2 doubles.....	Paige Collings of Drexel	4/14/12
Hit 2 home runs	Shelby Petick of Presbyterian	2/16/13
Hit a grand slam.....	Mikayla Duffy of N. Colorado	2/23/13
Recorded 4 RBI.....	Nicole Palase of St. Joseph's	3/03/13
Recorded 5+ RBI.....	(6) Shelby Petick of Presbyterian	2/16/13
Stole 2 bases.....	Ashley Thomas of Georgia Tech	2/29/12
Stole 3 bases.....	Kristy Jones of Georgia Tech	2/07/09
Walked 3 times	Kayla Ledbetter of Miami (OH)	3/06/11
Struck out 3 times	Melise Brown of Eastern Illinois	3/07/13

THE LAST TIME AN OPPOSING PITCHER...

Threw a no-hitter	Olivia Gallati of Hofstra	5/14/10
Struck out 8-9 batters.....	(8) Farish Beard of USA	2/09/13
Struck out 10-14 batters.....	(10) Katie Lingmai of Towson	4/06/13
Struck out 15+ batters	(16) Amanda Henderson of KSU	3/17/12
Allowed 8-9 hits	(9) Hilary Phillips of Jacksonville St.	3/19/13
Allowed 10-14 hits	(12) Shelby Taylor of Drexel	4/20/13
Allowed 15+ hits	(18) Lauren Collier of Furman	4/06/11
Allowed 8-9 runs.....	(9) Shelby Taylor of Drexel	4/20/13
Allowed 10+ runs.....	(14) Amanda Aditays of UNCW	3/27/10
Walked 8-10 batters	(8) Hillary Allen of Drexel	4/14/12

Year-By-Year Results

1984 (18-19)

Head Coach: Bob Heck

Final Season of Slow Pitch Softball
(Does not count in overall standings)

3/6	Appalachian State	W	8-3
3/6	Appalachian State	W	1-0
3/7	West Georgia	L	3-5
3/7	West Georgia	L	3-4
3/16	(1) Virginia Wesleyan	W	8-3
3/16	(1) Appalachian State	L	1-6
3/16	(1) Payne College	W	9-3
3/16	(1) Catawba	L	3-4
3/17	(1) St. Augustine	L	5-6
3/17	(1) Lenoir-Rhyne	L	2-5
3/21	Columbus College	L	5-12
3/21	Columbus College	L	12-14
3/22	Wittenberg	W	13-2
3/22	Wittenberg	W	23-1
3/24	Gardner-Webb	W	6-2
3/24	Hiwassee	L	2-5
3/24	Georgia Tech	W	6-2
3/30	(2) Pensacola JC	L	2-13
3/31	(2) Gulf Coast CC	L	4-6
3/31	(2) West Florida	L	3-5
3/31	(2) Columbus College	L	1-2
3/31	(2) Faulkney State	W	8-1
4/4	Georgia Tech	L	4-6
4/4	Georgia Tech	W	12-1
4/6	(3) South Florida	L	5-9
4/6	(3) Delta State	W	9-8
4/7	(3) Troy State	L	3-9
4/11	North Georgia	W	8-3
4/11	North Georgia	W	9-3
4/18	LaGrange College	W	18-0
4/18	LaGrange College	W	11-0
4/23	LaGrange College	W	9-6
4/23	LaGrange College	W	15-3
4/25	Truitt-McConnell	W	9-3
4/25	Truitt-McConnell	L	6-11
4/27	North Georgia	L	6-9
4/28	Truitt-McConnell	L	7-15

- 1-Salisbury, N.C.
- 2-Panama City, Fla.
- 3-Pensacola, Fla.

1985 (15-24)

Head Coach: Bob Heck

First Year of Fast-Pitch Softball

3/2	Florida A&M	L	1-5
3/2	Florida A&M	W	3-1
3/6	Mercer CC	L	5-6
3/6	Mercer CC	W	4-2
3/9	Liberty Baptist	L	6-8
3/9	Liberty Baptist	W	9-3
3/14	Onadaga	L	0-4
3/14	Onadaga	W	3-2
3/16	(1) Mississippi State	L	1-17
3/16	(1) Tennessee Tech	W	17-3
3/17	(1) West Georgia	W	4-1
3/17	(1) Mississippi	L	3-7
3/18	DePaul	L	6-8
3/18	DePaul	W	10-4
3/23	(2) South Florida	L	1-3
3/23	(2) Michigan State	L	1-5
3/24	(2) Bradley	L	2-6
3/24	(2) East Carolina	L	4-6
3/24	(2) Southern Miss	W	3-1

3/27	West Georgia	W	7-3	4/16	at West Georgia	W	1-0
3/27	West Georgia	W	6-1	4/19	(6) Georgia Southern	L	1-4
3/30	(3) Furman	W	4-3	4/19	(6) Mercer	W	6-1
3/30	(3) Winthrop	L	1-9	4/19	(6) Stetson	L	2-5
3/30	(3) Newberry	W	18-2	4/19	(6) Georgia Southern	W	10-5
4/3	Nicholls State	L	3-10	4/19	(6) Stetson	L	4-5
4/3	Nicholls State	L	3-10	4/21	Augusta	W	5-2
4/6	(4) Louisiana Tech	L	0-9	4/21	Augusta	W	9-5
4/6	(4) Adelphi	L	5-11	4/23	Mercer	W	11-2
4/6	(4) Florida State	L	0-7	4/23	Mercer	W	11-0
4/6	(4) Western Illinois	L	0-7	4/25	(7) South Florida	L	0-3
4/13	(5) Sacred Heart	L	1-5	4/25	(7) Virginia	W	4-2
4/13	(5) Virginia	W	8-4	4/25	(7) South Carolina	L	0-6
4/13	(5) VCU	L	0-6	4/25	(7) East Carolina	L	0-3
4/13	(5) Sacred Heart	L	0-6				
4/13	(5) VCU	L	0-2				
4/20	(6) Lander	L	3-7				
4/20	(6) Tennessee Tech	W	12-4				
4/20	(6) West Georgia	W	12-2				
4/29	Furman	L	0-2				

- 1-Mississippi St. Tournament (Starkville, Miss.)
- 2-Florida State Tournament (Tallahassee, Fla.)
- 3-Winthrop Tournament (Rock Hill, S.C.)
- 4-South Carolina Tournament (Columbia, S.C.)
- 5-Georgia State Round Robin (Atlanta, Ga.)
- 6-Georgia State Round Robin (Atlanta, Ga.)

1986 (26-26)

NSWAC Runnerup

Head Coach: Bob Heck

3/7	Savannah State	W	15-2
3/7	Savannah State	W	11-0
3/8	(1) Lander	L	0-1
3/8	(1) Tennessee Tech	L	2-4
3/8	(1) Georgia Southern	L	2-4
3/9	George Mason	L	2-13
3/9	George Mason	L	1-3
3/10	Mississippi	L	1-5
3/10	Mississippi	L	1-8
3/15	UNC-Charlotte	W	3-2
3/15	UNC-Charlotte	W	6-5
3/16	(2) DePaul	L	3-5
3/16	(2) DePaul	L	1-2
3/21	(2) Miami (Ohio)	W	5-0
3/21	(2) Maine	L	2-4
3/21	(2) South Florida	L	0-7
3/21	(2) Michigan State	L	0-8
3/21	(2) Southern Mississippi	W	5-4
3/26	Wilmington (Ohio)	W	8-0
3/26	Wilmington (Ohio)	W	10-5
3/27	Ohio State	W	2-1
3/27	Ohio State	L	1-3
3/28	(3) Mississippi State	L	0-2
3/28	(3) St. Mary's	W	5-1
3/28	(3) Southern Mississippi	L	2-5
3/28	(3) Arkansas State	W	11-5
4/2	Furman	W	8-5
4/2	Furman	W	4-2
4/5	(4) Limestone	L	0-6
4/5	(4) Coastal Carolina	W	6-5
4/5	(4) Winthrop	L	3-6
4/7	Columbus	W	10-0
4/7	Columbus	W	8-1
4/11	(5) Creighton	L	3-5
4/11	(5) Bradley	L	1-3
4/11	(5) Loyola-Chicago	W	4-0
4/11	(5) Western Illinois	L	0-5
4/16	at West Georgia	W	7-1

- 1-Georgia State Round Robin (Atlanta, Ga.)
- 2-Florida State Tournament (Tallahassee, Fla.)
- 3-Mississippi St. Tournament (Starkville, Miss.)
- 4-Winthrop Tournament (Rock Hill, S.C.)
- 5-Western Illinois Tournament (Macomb, Ill.)
- 6-NSWAC Tournament (Atlanta, Ga.)
- 7-South Carolina Tournament (Columbia, S.C.)

1987 (26-22)

NSWAC Runnerup

Head Coach: Bob Heck

Valparasio	W	3-2
Valparasio	W	9-1
(1) Lander	L	0-1
(1) Tennessee Tech	W	7-1
(1) East Carolina	L	4-5
North Carolina	L	0-3
North Carolina	L	1-8
(2) UNC-Charlotte	W	7-0
(2) Limestone	W	3-0
(2) Miami (Ohio)	W	6-1
(3) Bradley	L	3-6
(3) Ohio State	W	6-4
(3) Massachusetts	L	4-7
(3) Furman	L	3-7
(3) Eastern Michigan	L	1-9
Winthrop	L	0-2
Winthrop	L	1-4
USC Upstate	W	2-1
USC Upstate	W	4-1
at Furman	L	0-1
at Furman	L	3-7
Nicholls State	L	4-13
Nicholls State	L	0-13
(4) George Mason	W	2-0
(4) South Carolina	L	0-9
(4) Furman	L	5-6
(4) South Florida	W	4-3
(4) Louisiana Tech	L	0-2
(4) Nicholls State	L	2-3
(4) Florida State	L	1-4
at Augusta	W	5-0
at Augusta	W	9-2
at Georgia Tech	W	10-0
at Georgia Tech	W	11-0
West Florida	W	2-0
West Florida	W	5-0
Samford	W	12-1
Samford	W	7-2
at Columbus	W	4-1
at Columbus	W	6-0
(5) Georgia Southern	W	6-1
(5) Mercer	L	5-7
(5) Florida A&M	W	3-0

Year-By-Year Results

(5) Stetson.....	W	2-0
(5) Mercer.....	W	5-1
(5) Stetson.....	L	2-3
(5) Stetson.....	W	2-1 (10)
(5) Stetson.....	L	3-5

- 1-Georgia State Round Robin (Atlanta, Ga.)
- 2-Georgia State Round Robin (Atlanta, Ga.)
- 3-Florida State Tournament (Tallahassee, Fla.)
- 4-South Carolina Invitational (Columbia, S.C.)
- 5-NSWAC Tournament (DeLand, Fla.)

1988 (42-20)

NSWAC Runnerup
Head Coach: Bob Heck

USC-Aiken.....	W	17-2
USC-Aiken.....	W	11-0
Lander.....	W	2-1
Tennessee Tech.....	W	13-0
East Carolina.....	L	5-6
Valparaiso.....	W	3-0
Miami (Ohio).....	L	1-2
UNC-Wilmington.....	W	4-1
Wilmington (Ohio).....	W	8-4
Wilmington (Ohio).....	W	19-0
Saginaw Valley State.....	L	1-2
Saginaw Valley State.....	W	7-4
Greensboro.....	W	22-1
Charlotte.....	W	1-0
Charlotte.....	W	5-0
George Mason.....	W	4-3
George Mason.....	W	6-2
Bradley.....	L	2-6
Bradley.....	W	3-1
(1) Stetson.....	W	6-0
(1) Virginia.....	W	6-2
(1) Massachusetts.....	L	1-2
(1) Southern Illinois.....	L	1-3
(1) Northern Illinois.....	L	2-3
Winthrop.....	W	3-1
Winthrop.....	W	6-0
Gustavus Adolphus.....	W	5-0
Gustavus Adolphus.....	W	14-0
at Samford.....	W	3-0
at Samford.....	W	8-3
Furman.....	W	4-3
Furman.....	L	1-2
(2) South Carolina.....	L	0-7
(2) North Carolina.....	W	7-3
(2) Georgia Southern.....	W	1-0
(2) Winthrop.....	W	4-1
(2) South Carolina.....	L	3-9
Augusta.....	W	6-3
(3) North Carolina.....	L	1-2
(3) South Carolina.....	L	3-11
(3) Nicholls State.....	L	5-6
(3) Louisiana Lafayette.....	W	1-0
(3) Winthrop.....	W	5-1
(3) South Carolina.....	L	0-9
Mercer.....	W	11-0
Mercer.....	W	5-0
Georgia Tech.....	W	7-1
Georgia Tech.....	W	7-1
at Florida State.....	L	0-5
at Florida State.....	L	1-2
Columbus.....	W	4-0
Columbus.....	L	2-4
USC Upstate.....	W	8-5
USC Upstate.....	W	4-3

4/30 (4) Georgia Southern.....	W	7-2
4/30 (4) Mercer.....	W	11-3
4/30 (4) Samford.....	W	2-0
5/1 (4) Florida A&M.....	W	7-1
5/1 (4) Stetson.....	L	3-4
5/1 (4) Florida A&M.....	W	11-1
5/2 (4) Stetson.....	L	4-5
5/2 (4) Stetson.....	L	0-6

- 1-Florida State Tournament (Tallahassee, Fla.)
- 2-South Carolina Invitational (Columbia, S.C.)
- 3-UTC Tournament (Chattanooga, Tenn.)
- 4-NSWAC Tournament (Statesboro, Ga.)

1989 (31-23)

NSWAC Champions (12-2)
Head Coach: Bob Heck

Virginia.....	L	0-5
Virginia.....	L	2-4
Lander.....	W	5-0
Tennessee Tech.....	W	12-10
at Samford.....	W	4-0
at Samford.....	W	5-3
Columbus.....	W	3-1
USC Upstate.....	W	4-0
Baptist.....	W	6-0
Saginaw Valley State.....	W	5-4
Saginaw Valley State.....	L	4-6
Bradley.....	L	2-6
Bradley.....	L	1-2
George Mason.....	L	4-5
George Mason.....	L	3-8
(1) Missouri.....	W	4-3
(1) Illinois State.....	L	1-2
(1) Ohio State.....	W	7-1
(1) North Carolina.....	L	0-3
at Stetson.....	L	8-9
at Stetson.....	W	9-4
(2) North Carolina.....	W	7-4
(2) Winthrop.....	W	1-0
(2) Toledo.....	W	2-0
(2) South Carolina.....	L	1-2
Toledo.....	L	0-5
Toledo.....	L	1-7
at Mercer.....	W	4-1
at Mercer.....	W	2-0
(3) Virginia.....	L	0-7
(3) Temple.....	L	1-3
(3) Charlotte.....	W	9-0
(3) Delaware.....	L	0-1
(3) Drexel.....	W	1-0
at Furman.....	L	2-6
at Furman.....	W	2-1
(4) Georgia Southern.....	L	2-3
(4) South Carolina.....	L	3-5
(4) East Carolina.....	W	5-4

(4) South Carolina.....	L	0-1
Samford.....	W	4-0
Samford.....	W	4-3
Mercer.....	W	3-1
Mercer.....	W	3-0
Florida A&M.....	W	4-0
Florida A&M.....	L	1-2
Georgia Southern.....	W	3-0
Georgia Southern.....	W	8-1
at Georgia Tech.....	W	4-3
at Georgia Tech.....	L	5-6
(5) Florida A&M.....	W	5-2
(5) Samford.....	W	6-3
(5) Mercer.....	L	0-2
(5) Mercer.....	W	1-0

- 1-Florida State Tournament (Tallahassee, Fla.)
- 2-S. Carolina Round Robin (Columbia, S.C.)
- 3-Virginia Invitational (Charlottesville, Va.)
- 4-South Carolina Invitational (Columbia, S.C.)
- 5-NSWAC Tournament (Tallahassee, Fla.)



1990 (42-23, 11-3 NSWAC/1ST)

NSWAC Champions
Head Coach: Bob Heck

2/28 South Carolina.....	L	0-2
2/28 South Carolina.....	L	0-4
3/3 (1) East Carolina.....	W	3-0
3/3 (1) Tennessee Tech.....	W	6-0
3/4 (1) Miami (Ohio).....	L	1-3
3/4 (1) Virginia.....	W	2-1 (12)
3/4 (1) UNC-Wilmington.....	W	10-2
3/6 at Mercer*.....	L	0-1
3/6 at Mercer*.....	W	4-0
3/10 (2) Baptist.....	W	1-0
3/10 (2) Columbus.....	W	3-1
3/10 (2) USC Upstate.....	W	5-0
3/12 George Mason.....	W	8-0
3/12 George Mason.....	W	5-1
3/16 (3) Missouri.....	W	1-0
3/16 (3) Northern Iowa.....	W	3-2 (10)
3/16 (3) Illinois State.....	L	2-3
3/18 (3) Indiana.....	L	0-3
3/18 (3) Florida A&M.....	W	1-0 (8)
3/21 Bradley.....	W	2-1
3/21 Bradley.....	W	3-1
3/24 at Florida State.....	L	0-2
3/24 at Florida State.....	L	0-8
3/25 at Florida A&M*.....	W	8-1
3/25 at Florida A&M*.....	W	5-0
3/27 Samford*.....	W	3-0
3/27 Samford*.....	W	2-0
3/30 (4) South Florida.....	L	0-2
3/30 (4) Samford.....	W	2-1
3/31 (4) Michigan State.....	W	3-1
3/31 (4) Oklahoma State.....	L	0-8



Year-By-Year Results

3/31 (4) Southern Mississippi..... W	1-0	3/25 Augusta..... W	5-2
3/31 (4) Florida State..... W	1-0 (9)	3/26 at Samford..... W	8-1
3/31 (4) Oklahoma State..... L	1-3	3/26 at Samford..... L	0-1
4/1 Georgia College..... W	4-2	4/2 at Mercer..... W	1-0
4/1 Georgia College..... W	9-0	4/2 at Mercer..... W	5-2
4/3 Mercer*..... W	7-3	4/5 (4) Wichita State..... L	0-3
4/3 Mercer*..... W	6-3	4/5 (4) Winthrop..... L	3-4
4/11 at Georgia Southern*..... W	2-0	4/5 (4) Louisiana Lafayette..... L	0-1
4/11 at Georgia Southern*..... W	3-2	4/6 (4) South Florida..... W	9-5 (9)
4/13 (5) Coastal Carolina..... W	4-2	4/6 (4) Samford..... W	4-0 (9)
4/13 (5) Charlotte..... L	2-4	4/6 (4) Louisiana Lafayette..... L	2-3
4/14 (5) Georgia Southern..... W	5-0	4/10 Kennesaw State..... W	1-0 (10)
4/14 (5) South Carolina..... L	0-3	4/10 Kennesaw State..... W	3-0
4/15 Georgia Tech..... W	7-1	4/12 (5) Georgia Southern..... W	2-1
4/15 Georgia Tech..... W	1-0 (9)	4/12 (5) Charlotte..... L	0-2
4/17 Furman..... L	2-4	4/12 (5) South Carolina..... L	0-4
4/17 Furman..... L	1-2	4/13 (5) Coastal Carolina..... W	5-1
4/18 at Samford*..... W	6-7	4/13 (5) South Carolina..... L	0-5
4/18 at Samford*..... W	12-3	4/15 Mercer..... W	9-0
South Florida..... L	0-2	4/15 Mercer..... W	7-0
South Florida..... L	0-2	4/16 at Furman..... L	0-4
Louisiana Lafayette..... L	0-4	4/16 at Furman..... L	1-6
Stetson..... W	3-0	4/17 Samford..... L	2-5
Stetson..... L	3-6	4/17 Samford..... W	4-1
Connecticut..... L	0-1	4/19 Northwestern State..... L	0-6
Adelphi..... W	11-4	4/19 Charlotte..... W	2-1 (8)
Penn State..... L	2-9	4/21 Louisiana Tech..... L	0-4
Detroit..... L	2-4	4/23 Florida A&M..... L	0-5
Massachusetts..... W	3-2	4/23 Florida A&M..... W	2-1
Detroit..... W	2-0	4/26 Rutgers..... W	1-0
Kent State..... W	7-2	4/26 George Mason..... W	5-1
(6) Georgia Southern..... W	5-2	4/27 Detroit..... L	3-4
(6) Samford..... W	6-4	4/27 George Mason..... W	3-0
(6) Samford..... W	2-0	4/27 Drexel..... W	4-0
		4/27 Penn State..... W	4-0
		4/28 Rutgers..... W	3-2
		4/28 Detroit..... L	2-4
		4/30 Georgia College..... W	4-3 (9)
		4/30 Georgia College..... W	7-2
		5/3 (6) Mercer..... W	4-1
		5/3 (6) Stetson..... L	0-1
		5/3 (6) Georgia Southern..... L	2-3

* Conference Game

- 1-Georgia State Tournament
- 2-Georgia State Tournament
- 3-Florida State Tournament (Tallahassee, Fla.)
- 4-Orlando, Fla., Tournament
- 5-South Carolina Invitational (Columbia, S.C.)
- 6-NSWAC Tournament (Atlanta, Ga.)

1991 (35-32)

Head Coach: Bob Heck

2/17 Georgia Southern..... W	6-1
2/26 Campbell..... W	6-1
2/26 Campbell..... W	6-2
3/1 (1) Louisiana Tech..... L	5-11
3/2 (1) Tennessee Tech..... W	8-3
3/2 (1) Ball State..... W	4-3
3/5 South Carolina..... W	1-0
3/5 South Carolina..... L	0-5
3/7 at Georgia Tech..... L	1-2
3/7 at Georgia Tech..... L	1-2
3/9 (2) Baptist..... L	1-5
3/9 (2) USC Upstate..... L	0-2
3/9 (2) Columbus..... L	3-5
3/10 (2) Southern Illinois..... L	2-3
3/10 (2) George Mason..... W	4-3
3/15 (3) South Carolina..... L	0-9
3/15 (3) Connecticut..... L	3-8
3/15 (3) Southern Illinois..... L	0-1
3/16 (3) South Florida..... L	2-5
3/16 (3) Nicholls State..... L	0-8
3/20 Bradley..... L	1-4 (9)
3/20 Bradley..... W	2-1
3/23 Tennessee Wesleyan..... W	17-0
3/23 Tennessee Wesleyan..... W	9-0
3/25 Augusta..... W	11-1

* No conference regular-season schedule

- 1-Georgia State Tournament
- 2-Georgia State Tournament
- 3-South Carolina Invitational (Columbia, S.C.)
- 4-Tournament
- 5-Tournament
- 6-New South Tournament (DeLand, Fla.)

1992 (35-27-1)

TAAC Champions

Head Coach: Bob Heck

2/16 Army..... W	8-5
2/16 Army..... W	4-0
2/23 at Georgia Southern..... W	2-1
2/23 at Georgia Southern..... L	0-4
2/26 Georgia College..... W	9-0
2/26 Georgia College..... W	4-0
3/3 South Carolina..... L	0-5 (9)
3/3 South Carolina..... L	1-6
3/6 Centenary..... L	2-3
3/6 Centenary..... T	3-3
3/7 vs. Southeast Missouri..... L	0-1
3/7 vs. N.C. A&T..... W	18-1
3/7 vs. Charleston Southern..... W	2-0
3/8 USC Upstate..... W	3-1
3/8 Georgia Southern..... W	5-1
3/8 Austin Peay..... W	7-0



3/18 vs. Bradley (at Mercer)..... W	9-0
3/20 (1) Kent State..... L	3-8
3/20 (1) Furman..... W	4-3
3/21 (1) Northern Iowa..... L	3-6
3/21 (1) South Florida..... L	3-4
3/22 at Florida A&M..... W	14-7
3/22 at Florida A&M..... W	3-0
3/27 (2) Samford..... W	8-0
3/27 (2) South Carolina..... L	2-9
3/27 (2) North Carolina..... L	2-16
3/28 Georgia Tech..... L	1-4
3/28 Georgia Tech..... L	3-7
4/1 Troy State..... L	6-7
4/1 Troy State..... W	4-0
4/4 (3) at South Carolina..... L	0-2
4/4 (3) vs. Winthrop..... W	4-0
4/5 (3) at South Carolina..... L	0-7
4/5 (3) vs. Winthrop..... L	2-3
4/5 (3) vs. Winthrop..... W	4-0
4/10 (4) vs. Iowa State..... W	6-5
4/10 (4) vs. Kansas..... L	1-6
4/10 (4) vs. Oklahoma State..... L	0-9
4/11 (4) vs. Oklahoma City..... W	5-4 (11)
4/11 (4) vs. Oklahoma State..... L	0-4
4/14 Furman..... W	4-2
4/14 Furman..... W	4-2
4/15 Samford..... W	6-0
4/15 Samford..... W	5-4
4/17 (5) vs. Louisiana Tech..... L	0-11
4/17 (5) vs. UNC-Wilmington..... W	3-1
4/17 (5) vs. S.E. Louisiana..... W	8-4
4/18 (5) vs. South Florida..... W	3-2
4/18 (5) vs. Furman..... L	1-10
4/18 (5) vs. Tennessee Tech..... W	3-0
4/19 (5) vs. South Florida..... L	3-8
4/22 Mercer..... W	10-0
4/22 Mercer..... W	5-0
4/25 Georgia Tech..... W	5-2
4/25 Georgia Tech..... L	2-3
4/26 Stetson..... L	6-7
4/26 Stetson..... L	1-6
4/28 Kennesaw State..... L	4-7
4/28 Kennesaw State..... L	6-13
5/1 (6) Mercer..... W	5-3
5/1 (6) Centenary..... W	8-1
5/1 (6) Stetson..... W	3-1
5/2 (6) Stetson..... W	4-3 (10)

* No conference regular-season schedule

- 1-Florida State Tournament (Tallahassee, Fla.)
- 2-Birmingham-Southern Tournament (Birmingham, Ala.)
- 3-South Carolina Tournament (Columbia, S.C.)
- 4-Oklahoma St. Tournament (Stillwater, Okla.)
- 5-Chattanooga Tourm. (Chattanooga, Tenn.)
- 6-TAAC Tournament (Macon, Ga.)

Year-By-Year Results



1993 (39-16)

TAAC Champions

Head Coach: Bob Heck

2/21	Georgia Southern.....	hW	14-0
2/21	Georgia Southern.....	hW	3-2
2/28	South Carolina.....	hW	8-0
2/28	South Carolina.....	hW	7-6
3/6	Georgia Southern.....	hW	8-0
3/6	Kennesaw State.....	hW	7-2 (8)
3/6	Florida A&M.....	hW	14-0
3/7	Tennessee Tech.....	hW	1-0
3/7	Austin Peay.....	hW	9-1
3/11	Kutztown.....	hW	6-0
3/11	Kutztown.....	hW	2-1
3/19	(1) Louisiana Lafayette.....	nL	0-5
3/19	(1) Rhode Island.....	nW	4-3
3/19	(1) Florida State.....	nL	0-1
3/20	(1) Eastern Illinois.....	nL	0-2
3/20	(1) Drake.....	nW	3-1
3/24	Limestone.....	hW	4-0
3/24	Limestone.....	hW	8-0
3/26	(2) Cambell.....	nW	6-0
3/26	(2) North Carolina.....	nL	0-6
3/28	(2) Toledo.....	nW	3-0
3/28	(2) Winthrop.....	aW	11-4
4/2	(3) North Carolina.....	nW	5-3
4/2	(3) Drexel.....	nW	8-3
4/3	(3) Georgia Tech.....	nW	7-0
4/3	(3) Charlotte.....	nW	5-2
4/3	(3) Mercer.....	nW	3-1
4/7	Samford.....	aW	4-0
4/7	Samford.....	aW	4-1
4/9	Georgia Southern.....	hW	7-1
4/10	(4) Louisiana Lafayette.....	nW	2-0
4/10	(4) South Carolina.....	aL	0-7
4/10	(4) Louisiana Lafayette.....	nL	0-1
4/10	(4) Georgia Southern.....	nW	3-1
4/14	Georgia Tech.....	aL	1-2
4/14	Georgia Tech.....	aL	1-2
4/16	(5) Louisiana Tech.....	nL	3-4
4/16	(5) Winthrop.....	nW	4-2
4/16	(5) Nicholls State.....	nW	1-0 (18)
4/17	(5) UNC-Wilmington.....	nW	3-1
4/17	(5) East Carolina.....	nL	0-1
4/18	(5) Texas-Arlington.....	nL	0-2
4/20	Georgia Tech.....	hW	6-5 (17)
4/20	Georgia Tech.....	hL	2-3
4/22	Furman.....	aW	2-0
4/22	Furman.....	aW	6-3
4/24	Virginia.....	hL	1-8
4/24	Virginia.....	hW	4-3
4/27	Kennesaw State.....	aL	0-4
4/27	Kennesaw State.....	aL	1-2
4/30	(6) Mercer.....	aW	9-0
4/30	(6) Samford.....	nW	5-0
5/1	(6) Stetson.....	nW	1-0
5/1	(6) Stetson.....	nL	2-3
5/1	(6) Stetson.....	nW	3-0

- * No conference regular-season schedule
- 1-Lady Seminole Invitational (Tallahassee, Fla.)
- 2-Winthrop Invitational (Rock Hill, S.C.)
- 3-Georgia Tech Buzz Classic (Marietta, Ga.)
- 4-Sourh Carolina Tournament (Columbia, S.C.)
- 5-Frost Cutlery Classic
- 6-TAAC Tournament (Macon, Ga.)

1994 (40-27-1, 7-5 TAAC)

TAAC Champions • NCAA Tournament

Head Coach: Bob Heck

2/19	*Samford.....	hW	3-0
2/19	*Samford.....	hW	3-1
2/23	South Carolina (DH).....	DNP	
2/27	Louisiana Tech.....	hL	1-3
2/27	Louisiana Tech.....	hL	0-7
3/05	Georgia Southern.....	hW	1-0
3/05	Troy State.....	hW	1-0
3/05	Limestone College.....	hW	6-0
3/06	Jacksonville State.....	hW	8-0
3/06	Tennessee Tech.....	hW	6-1
3/06	Georgia Southern.....	hL	2-3
3/10	Univ. of Mobile.....	hW	1-0
3/10	Univ. of Mobile.....	hW	6-3
3/11	Eastern Kentucky.....	hW	1-0 (8)
3/11	Wisconsin-Oshkosh.....	hW	1-0
3/11	Mercer.....	hW	8-0
3/12	Eastern Kentucky.....	hW	4-0
3/12	USC-Aiken.....	hW	3-0
3/12	Troy State.....	hW	1-0
3/18	(1) No. 21 Illinois Chicago.....	nL	2-3 (8)
3/18	(1) Massachusetts.....	nW	7-4
3/18	(1) Western Illinois.....	nL	4-5
3/19	(1) Northern Iowa.....	nW	1-0 (8)
3/19	(1) Miami (OH).....	nW	6-1
3/19	(1) No. 14 Texas A&M.....	nL	1-2
3/23	(2) No. 18 Utah State.....	nL	0-3
3/23	(2) No. 11 Kansas.....	nL	1-2
3/23	(2) No. 1 Arizona.....	nL	1-14
3/26	(2) No. 6 CS-Northridge.....	nW	2-1
3/26	(2) No. 15 Washington.....	nL	2-8
3/30	St. Peters.....	hW	4-1
3/30	St. Peters.....	hW	8-0
4/01	(3) UNC Wilmington.....	nW	8-2
4/01	(3) Stetson.....	nW	6-4
4/01	(3) Canisius.....	nL	1-2
4/02	(3) Chattanooga.....	nW	4-2
4/02	(3) Canisius.....	nL	1-2
4/02	*Centenary.....	hL	1-3
4/04	*Centenary.....	hW	3-1
4/09	No. 14 South Carolina.....	aL	2-4
4/09	No. 14 South Carolina.....	aL	0-5
4/10	*SE Louisiana.....	hW	2-0
4/10	*SE Louisiana.....	hW	4-0
4/12	Georgia Tech.....	aL	2-15



4/12	Georgia Tech.....	aL	0-5
4/15	(4) Northwestern State.....	nW	3-2
4/15	(4) Hofstra.....	nW	2-1 (8)
4/16	(4) UNC-Wilmington.....	nW	3-1
4/16	(4) Furman.....	nW	4-1
4/17	(4) McNeese State.....	nT	2-2 (9)
4/17	(4) Tennessee Tech.....	nW	3-2
4/17	(4) Texas A&M.....	nL	1-2
4/21	*Samford.....	aL	0-1
4/21	*Samford.....	aW	2-1
4/23	*SE Louisiana.....	aL	2-3 (9)
4/23	*SE Louisiana.....	aL	4-5
4/24	*Centenary.....	aW	1-0 (8)
4/24	*Centenary.....	aL	1-2 (8)
4/26	Kennesaw State.....	hL	4-5 (8)
4/26	Kennesaw State.....	hL	2-5
4/29	(5) College of Charleston.....	nW	9-0
4/29	(5) Samford.....	nL	3-6
4/29	(5) Mercer.....	nW	4-1
4/30	(5) SE Louisiana.....	nW	3-1 (8)
4/30	(5) Samford.....	nW	2-1 (9)
4/30	(5) Centenary.....	nW	2-1
4/30	(5) Centenary.....	nW	2-1 (9)
5/20	(6) UCLA.....	nL	1-2
5/21	(6) South Carolina.....	aL	1-6

* Conference game

- 1-Lady Seminole Invitational (Tallahassee, Fla.)
- 2-Pony Tournament (Fullerton, Calif.)
- 3-Georgia Tech Buzz Classic (Marietta, Ga.)
- 4-Frost Cutlery Classic (Chattanooga, Tenn)
- 5-TAAC Taournament (DeLand, Fla.)
- 6-NCAA Regional (Columbia, S.C.)

1995 (30-19, 11-1 TAAC)

Head Coach: Bob Heck

2/25	South Carolina.....	aL	0-2
2/25	South Carolina.....	aL	0-3
3/4	Troy State.....	hL	0-3
3/4	Middle Tennessee State.....	hW	1-0
3/11	Limestone.....	hW	15-0
3/11	Chattanooga.....	hW	7-0
3/11	Mercer.....	hW	11-4
3/17	(1) Iowa State.....	nL	2-4
3/17	(1) Southern Illinois.....	nL	1-7
3/17	(1) Eastern Michigan.....	nW	4-3(12)
3/18	(1) Ohio State.....	nW	7-2
3/18	(1) Princeton.....	nL	1-8
3/22	(2) Cal State-Fullerton.....	aL	0-2
3/24	(2) Bowling Green.....	nL	0-6
3/24	(2) Oklahoma State.....	nL	4-9
3/25	(2) Louisiana Lafayette.....	nL	1-4
3/26	(2) Kansas.....	nL	2-6
3/29	Furman.....	hW	2-0
3/29	Furman.....	hW	4-3
3/31	(3) Maryland.....	nW	11-3
3/31	(3) Tennessee-Martin.....	nW	15-0
3/31	(3) Troy State.....	nL	3-4
4/1	(3) Toledo.....	nW	2-1 (9)
4/1	(3) Charlotte.....	nW	3-2
4/1	(3) Bradley.....	nW	5-2
4/1	(3) Toledo.....	nL	0-2
4/5	Georgia Tech.....	hW	6-2
4/5	Georgia Tech.....	hW	5-2
4/12	*S.E. Louisiana.....	hW	3-0
4/12	*S.E. Louisiana.....	hW	7-4
4/13	*Samford.....	hW	3-0
4/13	*Samford.....	hW	3-2 (9)
4/14	(4) South Florida.....	nW	12-7

Year-By-Year Results

4/14	(4) No. 16 Nicholls State nL	0-7
4/15	(4) Eastern Kentucky.....nW	6-4
4/15	(4) No. 11 South Carolina... nL	0-3
4/15	(4) MarshallnW	5-2
4/15	(4) Virginia nL	5-8
4/18	*Centenary hW	4-2
4/18	*Centenary hW	9-1
4/20	*Samford aW	9-0
4/20	*Samford aW	5-0
4/23	*S.E. Louisiana..... aW	9-0
4/23	*S.E. Louisiana..... aW	7-6
4/24	*Centenary aW	5-1
4/24	*Centenary aL	2-3
4/28	(5) Florida Atlantic hL	1-2
4/28	(5) Centenary hW	5-3
4/29	(5) Campbell..... hL	1-2

* Conference game
 1-Seminole Invitational (Tallahassee, Fla.)
 2-Pony Invitational (Fullerton, Calif.)
 3-Georgia Tech Buzz Classic (Atlanta, Ga.)
 4-Frost Cutlery Classic (Chattanooga, Tenn.)
 5-TAAC Tournament (Atlanta, Ga.)

1996 (20-24, 8-8 TAAC)

Head Coach: Bob Heck		
2/22	Mercer hW	7-6
2/22	Mercer hW	3-0
2/24	Columbus College..... hW	6-2
2/24	Columbus College..... hL	4-7
2/25	South Carolina..... hL	0-6
2/25	South Carolina..... hL	4-10
3/2	*Samford hW	3-0
3/2	*Samford hW	7-2
3/3	Troy State..... hL	3-4
3/3	Middle Tennessee State... hW	8-1
3/5	Western Illinois hL	1-3
3/5	Western Illinois hW	3-0
3/15	(1) Northern Iowa nW	3-1 (9)
3/15	(1) Illinois-Chicago..... nW	8-2
3/15	(1) Miami-Ohio..... nL	6-8
3/16	(1) Samford nL	0-1 (8)
3/16	(1) Michigan nL	0-3
3/20	(2) No. 5 CSU-Northridge... nL	0-6
3/21	(2) No. 2 Washington..... nL	1-7
3/22	(2) No. 8 La. Lafayette..... nL	1-8
3/22	(2) No. 1 Arizona nL	1-4
3/23	(2) No. 17 Minnesota..... nL	5-6 (9)
3/29	(3) Stetson nL	6-7
3/29	(3) Tennessee Tech nW	8-5
3/30	(3) Evansville..... nW	8-2
4/1	*SE Louisiana..... hW	6-4
4/1	*SE Louisiana..... hL	3-5
4/3	*Centenary hL	1-5
4/3	*Centenary hW	10-4
4/6	*Jacksonville State aW	5-4
4/6	*Jacksonville State aL	1-6
4/9	Georgia Tech aW	3-2
4/9	Georgia Tech aL	1-3
4/11	*Samford aW	3-2
4/11	*Samford aW	9-0
4/13	*SE Louisiana..... aL	2-4
4/13	*SE Louisiana..... aL	7-8
4/14	*Centenary aL	0-1
4/14	*Centenary aW	3-2
4/15	*Jacksonville State hL	0-1
4/15	*Jacksonville State hL	6-7
4/19	(4) Illinois-Chicago..... hL	3-12
4/23	Furman aW	6-0
4/23	Furman aW	4-3

* Conference game
 1-Seminole Invitational (Tallahassee, Fla.)
 2-Pony Invitational (Fullerton, Calif.)
 3-Georgia Tech Buzz Classic (Atlanta, Ga.)
 4-Frost Cutlery Classic (Chattanooga, Tenn.)

1997 (22-30, 11-5 TAAC)

Head Coach: Bob Heck		
2/21	at Mercer aW	2-0
2/23	*SE Louisiana..... hL	0-4
2/23	*SE Louisiana..... hW	3-2
3/2	Georgia..... hL	1-4
3/3	*Jacksonville State hL	1-3
3/3	*Jacksonville State hL	3-5
3/6	at *Jacksonville State aW	5-2
3/6	at *Jacksonville State aW	4-2
3/8	(1) LSU hL	0-5
3/8	(1) Mercer hL	1-5
3/9	(1) Bradley hW	1-0
3/9	(1) Alabama hL	2-4
3/9	(1) Troy State..... hL	3-4
3/11	Samford..... hW	11-1
3/11	Samford..... hW	9-1
3/14	(2) Iowa State nL	0-4
3/14	(2) Miami-Ohio..... nL	1-2
3/14	(2) Florida Atlantic nW	5-4
3/15	(2) Michigan..... nL	3-11
3/15	(2) Southern Illinois nW	1-0
3/20	(3) Cal State-Fullerton aL	1-16
3/20	(3) Washington nL	0-5
3/21	(3) Louisiana Lafayette..... nL	0-8
3/22	(3) Fresno State nL	0-12
3/22	(3) Utah State nL	3-9
3/25	Minnesota hL	1-5
3/25	Minnesota hW	4-2
3/27	Centenary..... hW	12-11
3/27	Centenary..... hW	10-0
3/28	(4) North Carolina A&T nW	9-2
3/28	(4) Alabama nL	2-11
3/29	(4) Utah nL	0-8
3/29	(4) Wichita State..... nL	1-7
4/2	Limestone..... hL	0-4
4/2	Limestone..... hW	6-4
4/5	Georgia Tech hW	4-3
4/5	Georgia Tech hL	3-6
4/10	at *Samford aW	5-1
4/10	at *Samford aW	7-0
4/13	at *SE Louisiana..... aW	4-0
4/13	at *SE Louisiana..... aL	1-8
4/14	at *Centenary aW	10-3
4/14	at *Centenary aL	2-3
4/18	(5) Marshall nL	0-4
4/18	(5) Nicholls State..... nL	0-10
4/19	(5) Georgia Southern..... nW	4-1
4/20	(5) Tennessee Tech nL	0-7
4/22	Furman hL	1-4
4/24	(6)Stetson nW	9-5
4/24	(6) Jacksonville State aL	1-4
4/24	(6) Mercer..... nW	5-4
4/25	(6) Jacksonville State aL	5-8

* Conference game
 1-Georgia State Round Robin (Atlanta, Ga.)
 2-Seminole Invitational (Tallahassee, Fla.)
 3-Pony Invitational (Fullerton, Calif.)
 4-Georgia Tech Buzz Classic (Marietta, Ga.)
 5-Frost Cutlery Classic (Chattanooga, Tenn.)
 6-TAAC Tournament (Jacksonville, Ala.)

1998 (28-23 13-3 TAAC)

Head Coach: Bob Heck		
2/21	at South Carolina..... aL	0-5
2/21	at South Carolina..... aW	4-3
2/25	Limestone..... hW	3-1
2/25	Limestone..... hW	5-4
2/28	Tennessee Tech hL	6-8
2/28	Saint Louis..... hW	8-1
2/28	Mississippi..... hL	2-3
3/1	Virginia Tech..... hL	1-7
3/3	*Jacksonville State hW	8-7
3/3	*Jacksonville State hW	8-0
3/6	*Troy State..... hW	3-1
3/6	*Troy State..... hL	3-10
3/10	at Georgia Tech aL	1-2
3/13	(1) Purdue nW	4-1
3/13	(1) Belmont..... nW	12-2
3/13	(1) Mississippi..... nL	1-2
3/13	(1) Marshall nL	3-5
3/13	(1) Hofstra nL	2-10
3/18	(2) CS-Northridge nL	0-9
3/19	(2) UNLV..... nW	6-4
3/20	(2) Texas..... nL	0-8
3/21	(2) Fresno State nL	0-9
3/21	(2) Texas State nL	0-6
3/26	Wright State..... hW	5-1
3/27	(3) Indiana State..... nW	3-1
3/27	(3) Florida State..... nL	0-8
3/28	(3) Utah nL	0-6
3/28	(3) Wright State nW	5-1
3/28	(3) Nicholls State nL	0-5
3/30	*Samford hW	3-2
3/30	*Samford hW	6-3
4/4	at *Troy State..... aL	0-7
4/4	at *Troy State..... aL	4-7
4/8	at *Jacksonville State aW	7-5
4/9	at *Jacksonville State aW	9-5
4/10	at *Samford aW	3-0
4/10	at *Samford aW	6-3
4/12	at *Centenary aW	1-0
4/12	at *Centenary aW	5-2
4/16	*Centenary hW	4-3
4/16	*Centenary hW	5-3
4/21	at Furman aW	3-1
4/21	at Furman aL	1-2
4/26	Belmont hW	8-0
4/26	Belmont hL	1-0
4/28	at Georgia Tech aL	3-6
4/30	(4) Stetson nL	1-2
4/30	(4) Jacksonville State nW	3-2
5/1	(4) Stetson nW	3-1
5/1	(4) Florida International nW	3-0
5/2	(4) Florida Atlantic aL	2-3

* Conference game
 1-Seminole Invitational (Tallahassee, Fla.)
 2-Pony Invitational (Fullerton, Calif.)
 3-Georgia Tech Buzz Classic (Marietta, Ga.)
 4-TAAC Tournament (Boca Raton, FL)

Year-By-Year Results

1999 (34-26, 12-10 TAAC)

Head Coach: Phyllis Guedry

2/16	at Auburn	aW	8-0
2/16	at Auburn	aL	0-8
2/20	at South Carolina	aW	2-0
2/20	at South Carolina	aL	0-8
2/25	at Kennesaw State	aL	0-2
2/25	at Kennesaw State	aL	0-5
2/27	(1) Indiana State	hW	4-0
2/27	(1) Ohio State	hL	1-3
2/27	(1) Tennessee Tech	hW	2-1
2/28	(1) Kentucky	hW	6-2
3/2	Furman	hW	7-5
3/2	Furman	hW	5-3
3/5	*Troy State	hW	1-0
3/5	*Troy State	hL	1-8
3/7	(2) Pittsburgh	hW	3-1
3/7	(2) Loyola Chicago	hW	4-0
3/7	(2) Virginia Tech	hL	0-3
3/9	at *Jacksonville State	aW	9-2
3/9	at *Jacksonville State	aL	9-10
3/12	(3) Northern Iowa	nL	2-4
3/12	(3) Penn State	nL	3-4
3/13	(3) Princeton	nW	3-0
3/13	(3) Virginia Tech	nL	0-4
3/14	(3) Iowa State	nW	5-2
3/19	(4) Mercer	nW	5-4
3/19	(4) UNC-Wilmington	nL	2-3
3/19	(4) Chattanooga	nL	1-4
3/20	(4) Fordham	nW	8-0
3/23	Limestone	hW	7-0
3/23	Limestone	hW	5-3
3/25	Charlotte	hW	5-4
3/26	(5) Florida Atlantic	nL	4-5
3/26	(5) Illinois-Chicago	nW	5-4
3/27	(5) Kent State	nW	6-1
3/27	(5) East Carolina	nL	3-4
3/28	(5) Louisiana Monroe	nW	6-0
3/28	(5) Southern Mississippi	nL	0-4
3/30	Auburn	hW	2-1
3/30	Auburn	hW	7-6
4/1	at *Troy State	aL	2-10
4/1	at *Troy State	aL	2-3
4/4	Centenary	hW	8-0
4/4	Centenary	hW	9-3
4/6	*Jacksonville State	hW	3-2
4/6	*Jacksonville State	hL	3-5
4/11	at Centenary	aL	1-2
4/11	at Centenary	aW	13-2
4/14	at *Mercer	aW	8-1
4/14	at *Mercer	aW	11-6
4/18	at *Samford	aL	0-1
4/18	at *Samford	aL	1-2
4/20	at Tennessee Tech	aL	1-4
4/20	at Tennessee Tech	aW	3-2
4/22	*Samford	hL	0-1
4/22	*Samford	hW	10-5
4/25	at Chattanooga	aL	4-5
4/25	at Chattanooga	aW	4-3
5/6	(6) Troy State	nL	1-7
5/7	(6) Samford	nW	5-4
5/7	(6) Campbell	nL	2-6

* Conference game

- 1-Georgia State Tournament (Atlanta, Ga.)
- 2-Georgia State Tournament (Atlanta, Ga.)
- 3-Seminole Invitational (Tallahassee, Fla.)
- 4-Winthrop Invitational (Rock Hill, S.C.)
- 5-Georgia Tech Buzz Classic (Marietta, Ga.)
- 6-TAAC Tournament (Dothan, Ala.)

2000 (33-29 8-6 TAAC)

Head Coach: Phyllis Guedry

2/19	at South Carolina	aL	0-6
2/19	at South Carolina	aL	0-8
2/20	at Georgia Southern	aW	6-1
2/20	at Georgia Southern	aL	3-4
2/22	at Georgia	aW	2-0
2/22	at Georgia	aW	12-0
2/27	UAB	hW	6-5
3/2	*Stetson	hL	0-1
3/2	*Stetson	hW	6-0
3/3	(1) Marshall	hW	1-0
3/3	(1) Furman	hW	5-4
3/4	(1) Troy State	hL	2-10
3/4	(1) Butler	hW	11-3
3/4	(1) St. John's	hW	5-3
3/5	(1) Marshall	hL	1-4
3/7	at Chattanooga	aL	2-3
3/7	at Chattanooga	aL	0-5
3/10	(2) Southern Illinois	nL	1-2
3/10	(2) Missouri	aL	2-5
3/11	(2) Northern Iowa	nW	15-9
3/11	(2) Missouri	aL	0-1
3/12	(2) Southern Illinois	nL	1-2
3/12	(2) Northern Iowa	nW	9-7
3/14	*Jacksonville State	hL	0-1
3/14	*Jacksonville State	hW	5-2
3/17	(3) Massachusetts	nL	0-2
3/17	(3) Florida A&M	nL	1-2
3/17	(3) Furman	nW	8-0
3/18	(3) Iowa State	nW	4-2
3/18	(3) Bethune-Cookman	nW	4-3
3/19	(3) Virginia Tech	nW	4-1
3/21	Connecticut State	hL	1-4
3/21	Connecticut State	hL	2-4
3/24	(4) Evansville	nL	0-1
3/24	(4) Virginia Tech	nW	4-1
3/25	(4) Connecticut	nL	0-2
3/25	(4) North Carolina	nL	2-3
3/28	SW Missouri St. (@GT)	nW	5-1
3/20	at Charlotte	aW	4-2
3/20	at Charlotte	aW	6-0
4/1	Brown	hW	8-7
4/1	Brown	hW	9-1
4/3	at *Mercer	aW	6-1
4/3	at *Mercer	aL	1-5
4/7	at *Campbell	aW	4-3
4/7	at *Campbell	aW	3-0
4/10	*Samford	hW	1-0
4/10	*Samford	hW	4-0
4/12	Chattanooga	hL	2-3
4/12	Chattanooga	hL	1-4
4/16	at UAB	aW	3-2
4/18	at *Troy State	aL	0-1
4/18	at *Troy State	aL	1-9
4/22	at *Florida Atlantic	aL	0-1
4/22	at *Florida Atlantic	aW	1-0
4/25	at Georgia Tech	aW	3-1
4/25	at Georgia Tech	aW	2-0
4/26	at Furman	aL	0-1
4/26	at Furman	aW	1-0
5/4	(5) Troy State	nW	1-0
5/4	(5) Stetson	nL	0-1
5/5	(5) Jacksonville State	nL	0-2

- 1-Georgia State Tournament (Atlanta, Ga.)
- 2-Missouri Tournament (Columbia, Mo.)
- 3-Seminole Invitational (Tallahassee, Fla.)
- 4-Georgia Tech Buzz Classic (Marietta, Ga.)
- 5-TAAC Tournament (Boca Raton, Fla.)

2001 (33-25, 8-6 TAAC)

Head Coach: Phyllis Guedry

2/13	Georgia Southern	hW	4-3
2/13	Georgia Southern	hW	5-3
2/17	(1) Nicholls State	hW	5-3
2/17	(1) Austin Peay	hW	15-0
2/17	(1) Mercer	hW	6-3
2/18	(1) Appalachian State	hW	5-3
2/18	(1) Nicholls State	hW	8-0
2/21	Georgia Tech	hL	0-9
2/21	Georgia Tech	hL	1-3
2/23	(2) Pittsburgh	nW	3-2
2/23	(2) South Florida	aL	1-2 (9)
2/24	(2) Florida International	nL	1-3
2/24	(2) Indiana	nW	9-3
2/25	(2) Hofstra	nL	2-5
3/2	(3) Georgia Tech	hL	7-10
3/2	(3) Eastern Michigan	hW	9-1
3/6	*Campbell	hW	7-5
3/6	*Campbell	hL	1-5 (8)
3/9	(4) St. John's	hW	5-4
3/9	(4) Wichita State	hW	8-1
3/10	(4) College of Charleston	hW	6-2
3/10	(4) Mercer	hW	7-1
3/10	(4) St. John's	hW	3-0
3/11	(4) Saint Louis	hW	3-0
3/14	at *Jacksonville State	aL	1-3
3/14	at *Jacksonville State	aW	4-0
3/16	(5) Connecticut	nW	3-0
3/16	(5) Utah	nL	0-2
3/17	(5) Florida A&M	nW	3-0
3/17	(5) Bethune-Cookman	nL	1-2 (10)
3/22	Arkansas	hL	0-7
3/22	Arkansas	hW	3-2 (8)
3/23	(6) Florida A&M	nW	2-1
3/23	(6) Illinois	nL	1-3
3/24	(6) Middle Tennessee St.	nL	0-2
3/24	(6) East Carolina	nW	2-0
3/24	(6) Middle Tennessee St.	nW	7-1
3/25	(6) California	nL	1-4
3/27	at UAB	aW	3-0
3/27	at UAB	aW	3-1
4/1	Florida State	hL	1-9
4/1	Florida State	hL	0-10
4/5	Furman	hL	0-6
4/5	Furman	hL	3-6
4/7	*Troy State	hW	8-0
4/7	*Troy State	hL	0-5
4/9	at *Samford	aL	6-7
4/9	at *Samford	aW	1-0 (8)
4/10	*Mercer	hW	8-3
4/10	*Mercer	hW	3-1
4/13	at *Stetson	aL	1-2 (8)
4/13	at *Stetson	aW	7-2
4/18	*Florida Atlantic	hW	6-4
4/18	*Florida Atlantic	hL	0-7
4/24	Kennesaw State	hL	10-15
5/3	(7) Stetson	W	5-2
5/3	(7) Samford	L	4-6
5/4	(7) Troy State	L	4-6

* Conference game

- 1-Georgia State Kick-Off Classic (Atlanta, Ga.)
- 2-South Florida Tournament (Tampa, Fla.)
- 3-Georgia State Invitational (Atlanta, Ga.)
- 4-Georgia State Spring Classic (Marietta, Ga.)
- 5-Seminole Invitational (Tallahassee, Fla.)
- 6-Georgia Tech Buzz Classic (Marietta, Ga.)
- 7-TAAC Tournament (Boca Raton, Fla.)

Year-By-Year Results

2002 (38-27, 10-8 A-SUN)

Head Coach: Bob Heck

2/14	UAB	hL	4-6
2/14	UAB	hL	1-3
2/15	(1) Charleston Southern	hW	6-1
2/15	(1) Gardner-Webb	hW	2-1
2/15	(1) UCF	hL	2-5
2/16	(1) Western Kentucky	hL	0-1
2/16	(1) Wright State	hW	3-1
2/20	at Georgia Tech	aL	3-5
2/20	at Georgia Tech	aL	2-5
2/23	(2) Boston College	W	6-5
2/23	(2) Tennessee	hL	3-4 (8)
2/23	(2) Ball State	hW	3-2
2/24	(2) Iowa	hL	0-4
2/24	(2) Drexel	hW	7-3
2/27	at Georgia Southern	aW	8-7
2/27	at Georgia Southern	aW	7-6
3/1	(3) Birmingham-Southern	hW	3-0
3/3	(3) Georgia	hL	6-8
3/5	at *UCF	aL	1-2
3/5	at *UCF	aL	0-1
3/7	(4) Michigan State	nW	1-0 (8)
3/7	(4) Florida International	nW	3-0
3/8	(4) Maryland	nW	4-3 (10)
3/8	(4) Houston	nL	3-13
3/9	(4) BYU	nL	3-4
3/10	(4) North Carolina	nW	3-1
3/10	(4) Virginia Tech	nL	0-4
3/14	Ball State	hW	2-0
3/18	Princeton	hL	4-5
3/18	Princeton	hW	1-0
3/22	(5) Western Kentucky	nW	1-0 (8)
3/22	(5) Maryland	nW	4-3
3/23	(5) Elon	nW	2-1
3/23	(5) North Carolina	nL	1-5
3/23	(5) Belmont	nW	8-4
3/24	(5) Ohio State	nL	1-3
3/29	Virginia	hW	9-3
3/29	Virginia	hL	2-3 (9)
4/2	at Birmingham Southern	aW	5-2
4/2	at Birmingham Southern	aW	3-1 (8)
4/5	*Stetson	hW	2-0
4/5	*Stetson	hL	2-3
4/7	*Belmont	hW	10-4
4/7	*Belmont	hW	8-2
4/10	at *Troy State	aL	4-6
4/10	at *Troy State	aL	1-3
4/12	at *Campbell	aL	1-2 (10)
4/12	at *Campbell	aW	3-2
4/14	at Elon	aW	3-1
4/16	*Jacksonville State	hL	2-3
4/16	*Jacksonville State	hW	4-3
4/19	at *Florida Atlantic	aW	2-0
4/19	at *Florida Atlantic	aL	0-6
4/22	*Samford	hW	3-2
4/22	*Samford	hW	6-5
4/24	at Furman	aW	3-0
4/24	at Furman	aL	2-3
4/27	at *Mercer	aW	1-0
4/27	at *Mercer	aW	2-1
5/9	(6) Troy State	aW	3-0
5/9	(6) UCF	nW	6-5
5/10	(6) Florida Atlantic	nL	0-2
5/10	(6) UCF	nW	4-2
5/11	(6) Florida Atlantic	nW	3-2
5/11	(6) Florida Atlantic	nL	0-4

- 1-Georgia State Kick-Off Classic (Atlanta, Ga.)
- 2-Georgia State Spring Classic (Marietta, Ga.)
- 3-Georgia State Invitational (Atlanta, Ga.)
- 4-USF Speedline Tournament (Plant City, Fla.)
- 5-Georgia Tech Buzz Classic (Marietta, Ga.)
- 6-Atlantic Sun Tournament (Troy, Ala.)

2003 (22-33, 11-11 A-SUN)

Head Coach: Bob Heck

2/15	(1) Tennessee Tech	hL	1-2
2/15	(1) Wright State	hW	4-2
2/19	at UAB	aL	1-2
2/19	at UAB	aL	0-3
2/22	(2) Wagner	hL	4-6
2/22	(2) Iowa	hL	0-4
2/23	(2) Marshall	hL	2-6
2/23	(2) Iowa	hL	1-4
2/25	Georgia Southern	hW	3-2
2/25	Georgia Southern	hW	4-2
3/1	(3) Bradley	hW	5-1
3/1	(3) Manhattan	hL	3-4
3/2	(3) Georgia Tech	hW	3-2
3/2	(3) Georgia Tech	hL	2-11
3/5	at *Jacksonville	aW	2-0
3/5	at *Jacksonville	aL	0-1
3/7	(4) Texas A&M	nL	0-5
3/8	(4) Iowa	nL	1-9
3/8	(4) Florida A&M	nL	6-8
3/12	Georgia Tech	hL	1-5
3/12	Georgia Tech	hL	3-7
3/14	(5) Texas Tech	nL	0-10
3/14	(5) North Carolina	nL	3-10
3/15	(5) St. Bonaventure	nW	5-2
3/15	(5) Virginia Tech	aW	3-2
3/21	*Campbell	hW	2-0
3/21	*Campbell	hW	2-0
3/22	(6) Nicholls State	nL	0-4
3/22	(6) Boston	nW	6-0
3/22	(6) Middle Tennessee St.	nW	5-3
3/23	(6) Florida State	nL	3-4
3/25	Harvard	hW	6-0
3/25	Harvard	hL	2-4
3/27	at Georgia	aL	0-16
3/27	at Georgia	aL	1-5
3/29	*UCF	hL	0-3
3/29	*UCF	hL	1-9
4/3	at *Jacksonville State	aL	1-2
4/3	at *Jacksonville State	aW	2-0
4/7	at *Belmont	aW	3-0
4/7	at *Belmont	aW	3-1
4/9	*Troy	hL	1-6
4/11	*Gardner-Webb	hW	7-0
4/11	*Gardner-Webb	hW	5-1
4/13	*Florida Atlantic	hW	2-1
4/13	*Florida Atlantic	hL	2-6
4/16	*Mercer	hW	5-4
4/16	*Mercer	hL	0-1
4/22	at *Samford	aL	0-2
4/22	at *Samford	aW	4-2
4/24	*Troy	hL	0-2
4/26	at *Stetson	aL	0-2
4/26	at *Stetson	aL	0-2
4/30	Furman	hW	5-0
4/30	Furman	hL	1-6

- 1-Georgia State Invitational (Atlanta, Ga.)
- 2-Georgia State Invitational (Atlanta, Ga.)
- 3-Georgia State Classic (Atlanta, Ga.)
- 4-Seminole Invitational (Tallahassee, Fla.)

- 5-Virginia Tech Hokie Classic (Blacksburg, Va.)
- 6-Georgia Tech Buzz Classic (Marietta, Ga.)

2004 (18-33, 6-14 A-SUN)

Head Coach: Bob Heck

2/21	(1) Georgia Tech	hL	0-6
2/21	(1) Tennessee State	hW	9-0
2/22	(1) Eastern Kentucky	hW	5-1
2/22	(1) Georgia Tech	hL	0-8
2/28	(2) Wright State	hL	0-2
2/28	(2) Drexel	hL	0-1
2/29	(2) Evansville	hL	1-8
2/29	(2) Drexel	hW	3-1
3/7	St. Joseph's	hW	1-0
3/7	St. Joseph's	hW	6-1
3/8	Western Illinois	hL	2-3
3/8	Western Illinois	hW	8-3
3/12	(3) Maryland	nL	1-4
3/12	(3) Michigan	nL	1-12
3/13	(3) Notre Dame	nL	2-3
3/13	(3) Troy	nL	5-6
3/13	(3) Central Michigan	nL	2-4
3/14	(3) Saint Louis	nW	5-4
3/17	Iowa State	hL	0-1
3/18	Ball State	hL	1-5
3/19	(4) Eastern Illinois	W	1-0
3/19	(4) Tulsa	W	2-1
3/20	(4) N.C. State	L	1-2
3/20	(4) Bowling Green	L	0-12
3/24	Ohio	hW	4-3
3/26	*Jacksonville	hL	0-3
3/26	*Jacksonville	hW	2-1
3/27	*Campbell	hW	2-1
3/27	*Campbell	hL	0-3
3/31	at Georgia Southern	aL	0-8
3/31	at Georgia Southern	aW	4-3
4/3	*Stetson	hL	0-1
4/3	*Stetson	hL	2-7
4/7	at Georgia Tech	aL	0-3
4/7	at Georgia Tech	aL	0-8
4/9	at *Troy State	aL	0-1
4/9	at *Troy State	aL	0-1
4/17	at *UCF	aL	1-4
4/17	at *UCF	aL	0-2
4/18	at *Florida Atlantic	aL	0-8
4/18	at *Florida Atlantic	aL	2-3
4/21	*Mercer	hL	1-2
4/21	*Mercer	hL	1-3
4/23	at *Gardner-Webb	aL	0-1
4/23	at *Gardner-Webb	aW	9-1
4/26	at *Lipscomb	L	1-4
4/26	at *Lipscomb	W	2-0
4/28	at Furman	L	3-4
4/28	at Furman	W	10-2
5/1	at *Belmont	W	4-3
5/1	at *Belmont	W	6-0

- 1-Panther Invitational (Atlanta, Ga.)
- 2-Georgia State Spring Showdown (Atlanta, Ga.)
- 3-Seminole Invitational (Tallahassee, Fla.)
- 4-Georgia Tech Buzz Classic (Marietta, Ga.)

Year-By-Year Results

2005 (19-35, 8-12 A-SUN)

Head Coach: Bob Heck

2/12	(1) Tennessee Tech	hW	3-2
2/12	(1) Charleston Southern	hW	6-2
2/13	(1) East Carolina	hL	2-5
2/13	(1) East Carolina	hL	0-1
2/19	(2) Eastern Kentucky	hW	3-1
2/19	(2) Evansville	hL	0-6
2/19	(2) No. 19 Georgia Tech	hL	1-3
2/20	(2) Eastern Kentucky	hL	0-7
2/23	Georgia Southern	hW	1-0
2/23	Georgia Southern	hL	4-5
2/26	(3) Wright State	hL	1-2
2/26	(3) Tennessee-Martin	hL	0-2
2/27	(3) Drexel	hW	4-2
3/1	Jacksonville State	aL	0-8
3/2	St. Francis (Pa.)	hW	10-1
3/4	(4) East Tennessee State	nW	8-0
3/4	(4) UNC-Wilmington	nW	4-3
3/5	(4) Villanova	nL	0-6
3/5	(4) SUNY-Stonybrook	nW	2-0
3/5	(4) Furman	nL	4-6
3/7	Boston	hL	2-7
3/9	Oakland (at Ga. Tech)	nL	0-2
3/11	(5) Maryland	nL	2-3
3/11	(5) Florida A&M	nL	2-4
3/12	(5) Troy	nL	0-8
3/12	(5) Southern Illinois	nL	2-3
3/13	(5) Eastern Kentucky	nL	1-2
3/18	UAB	hL	4-7
3/18	UAB	hL	2-5
3/20	Furman	hW	3-2
3/20	Furman	hW	6-3
3/29	No. 25 Auburn	aL	2-4
3/31	*Campbell	aL	0-2
3/31	*Campbell	aW	3-2
4/2	*Gardner-Webb	aW	4-2
4/2	*Gardner-Webb	aW	4-3
4/5	*Troy	hL	0-2
4/5	*Troy	hL	1-7
4/8	*Stetson	aL	1-5
4/8	*Stetson	aL	0-2
4/10	*Jacksonville	aW	7-1
4/10	*Jacksonville	aL	0-1
4/12	*Mercer	aL	2-3
4/12	*Mercer	aL	1-2
4/15	*UCF	hL	0-4
4/15	*UCF	hW	6-2
4/17	*Florida Atlantic	hW	1-0
4/17	*Florida Atlantic	hL	0-2
4/20	No. 18 Georgia Tech	hL	0-7
4/23	*Lipscomb	hL	0-1
4/23	*Lipscomb	hW	1-0
4/24	*Belmont	hW	5-4
4/24	*Belmont	hL	7-8
4/27	No. 11 Georgia	hL	0-6

- 1-Georgia State First Pitch Classic (Atlanta, Ga.)
- 2-Panther Invitational (Atlanta, Ga.)
- 3-Georgia State Spring Classic (Atlanta, Ga.)
- 4-Charleston Southern Tourn. (Charleston, S.C.)
- 5-Florida State Invitational (Tallahassee, Fla.)



2006 (29-28, 12-6 CAA/1ST)

CAA Regular Season Champions

Head Coach: Bob Heck

2/11	(1) Western Carolina	hW	3-1
2/11	(1) Mercer	hL	0-4
2/14	Auburn	hL	2-3
2/18	(2) Eastern Kentucky	hW	8-4
2/18	(2) Georgia Tech	hL	4-12
2/19	(2) Kennesaw State	hW	9-1
2/19	(2) Georgia Tech	hL	4-9
2/22	Georgia Southern	aL	2-3
2/22	Georgia Southern	aL	2-5
2/26	(3) Tennessee State	hW	9-1
3/1	Jacksonville State	hL	2-3
3/3	(4) UTEP	nL	3-7
3/3	(4) Wisconsin	nL	5-7
3/4	(4) Florida A&M	nW	4-2
3/4	(4) Radford	nW	1-0
3/4	(4) Syracuse	nL	5-7
3/10	(5) Bradley	nL	0-2
3/10	(5) Utah	nL	0-2
3/11	(5) North Florida	nL	1-3
3/11	(5) Florida State	aL	2-5
3/12	(5) Appalachian State	nL	3-5
3/22	No. 11 Georgia	aL	1-4
3/22	No. 11 Georgia	aL	1-9
3/26	*Drexel	hW	5-4
3/26	*Drexel	hW	10-1 (5)
3/27	*Drexel	hW	8-0 (6)
3/29	Furman	aL	2-10 (5)
3/29	Furman	aW	4-1
4/1	*Delaware	aW	4-1
4/1	*Delaware	aL	1-3
4/2	*Delaware	aW	3-2
4/4	Troy	hW	5-3
4/4	Troy	hL	4-8
4/6	UAB	aW	8-4
4/6	UAB	aL	0-1
4/8	*James Madison	hW	5-4
4/8	*James Madison	hW	7-5
4/9	*James Madison	hW	7-2
4/11	Mercer	aW	3-1
4/11	Mercer	aW	9-4
4/15	*Hofstra	aL	2-3
4/15	*Hofstra	aL	5-6 (8)
4/16	*Hofstra	aW	3-2 (8)
4/22	*UNC-Wilmington	aL	0-3
4/22	*UNC-Wilmington	aL	0-1
4/23	*UNC-Wilmington	aW	7-4
4/29	*Towson	hW	5-0
4/29	*Towson	hL	0-1
4/30	*Towson	hW	3-1
5/6	*George Mason	hW	9-0 (5)
5/6	*George Mason	hW	6-2
5/7	*George Mason	hW	12-4 (6)
5/11	(6) Delaware	hW	6-5
5/12	(6) Hofstra	hL	3-5

5/12	(6) UNC-Wilmington	hW	13-5
5/13	(6) Hofstra	hW	4-3
5/13	(6) Hofstra	hL	3-7

* CAA game

- 1-Georgia State First Pitch Classic (Atlanta, Ga.)
- 2-Panther Invitational (Atlanta, Ga.)
- 3-Georgia State Spring Classic (Atlanta, Ga.)
- 4-Georgia Tech Buzz Classic (Marietta, Ga.)
- 5-FSU Invitational (Tallahassee, Fla.)
- 6-CAA Championship (Atlanta, GA)

2007 (34-30, 11-9 CAA)

Head Coach: Bob Heck

2/10	(1) Tennessee Tech	hL	2-4
2/10	(1) UAB	hW	10-2
2/11	(1) Virginia Tech	hL	2-6
2/11	(1) UAB	hL	6-18
2/14	Auburn	aL	0-8
2/17	(2) Army	hW	12-0
2/17	(2) Furman	hW	7-1
2/18	(2) Mercer	hW	11-1
2/18	(2) Furman	hW	9-7
2/20	Georgia Southern	hW	4-2
2/20	Georgia Southern	hW	5-4
2/24	(3) Jackson State	hW	15-1
2/24	(3) Nicholls State	hW	8-2
2/28	Kennesaw State	aL	0-2
2/28	Kennesaw State	aL	0-6
3/02	(4) Florida A&M	nW	6-1
3/02	(4) East Tennessee State	nW	11-1
3/03	(4) Wisconsin	nL	4-5 (8)
3/03	(4) Morehead State	nL	3-4
3/04	(4) Furman	nW	3-2
3/04	(4) Centenary	nL	4-10
3/06	Mercer	W	5-3
3/06	Mercer	W	9-0
3/09	(5) Appalachian State	nW	6-1
3/09	(5) Florida State	aL	2-6
3/10	(5) Maine	nL	3-5
3/10	(5) Syracuse	nW	5-2
3/10	(5) Georgia	nL	0-9
3/11	(5) Western Carolina	nW	5-4
3/11	(5) Maine	nW	4-3
3/14	Birmingham Southern	aL	2-5
3/21	Furman	hW	4-1
3/21	Furman	hL	2-6
3/24	*George Mason	aW	5-3
3/24	*George Mason	aW	2-1
3/25	*George Mason	aW	11-5
3/28	Jacksonville State	aL	0-2
3/31	*James Madison	aL	1-2
3/31	*James Madison	aW	4-0
4/01	*James Madison	aL	0-2
4/03	Troy	hL	3-8
4/03	Troy	hW	6-0
4/06	*Hofstra	hL	5-10
4/06	*Hofstra	hW	10-5
4/07	*Hofstra	hL	2-10
4/14	*Drexel	aL	5-6
4/14	*Drexel	aL	2-3
4/18	Western Carolina	aL	4-5 (8)
4/18	Western Carolina	aW	12-4
4/21	*UNC-Wilmington	hL	2-8
4/21	*UNC-Wilmington	hW	3-0
4/22	*UNC-Wilmington	hW	8-2
4/25	Georgia Tech	hL	2-6
4/25	Georgia Tech	hL	1-4
4/28	*Towson	aW	6-0

Year-By-Year Results

4/28	*Towson.....	aW	10-6
4/29	*Towson.....	aL	3-4
5/05	*Delaware.....	hW	3-2 (10)
5/05	*Delaware.....	hW	4-3
5/06	*Delaware.....	hL	0-1 (8)
5/10	(6) James Madison.....	nW	1-0
5/11	(6) Hofstra.....	aL	0-1
5/11	(6) James Madison.....	nW	2-1
5/12	(6) Hofstra.....	aL	1-3

* CAA game

- 1-Georgia State First Pitch Classic (Atlanta, Ga.)
- 2-Panther Invitational (Atlanta, Ga.)
- 3-Georgia State Spring Classic (Atlanta, Ga.)
- 4-Georgia Tech Buzz Classic (Marietta, Ga.)
- 5-FSU Invitational (Tallahassee, Fla.)
- 6-CAA Championship (Hempstead, N.Y.)

2008 (37-18, 15-5 CAA)

Head Coach: Bob Heck

2/09	(1) UT Martin.....	hW	4-3
2/09	(1) Georgia Tech.....	hW	11-3
2/10	(1) Lipscomb.....	hW	6-2
2/10	(1) UT Martin.....	hW	6-0
2/12	Savannah State.....	hW	33-2
2/12	Savannah State.....	hW	19-0
2/17	Western Carolina.....	hW	21-0
2/17	Western Carolina.....	hW	8-0
2/23	(2) Dayton.....	hW	8-2
2/23	(2) Tennessee State.....	hL	0-3
2/24	(2) Dayton.....	hW	8-2
2/24	(2) Tennessee State.....	hW	3-1
3/01	(3) Evansville.....	hW	3-2
3/01	(3) Western Carolina.....	hW	16-0
3/02	(3) Kennesaw State.....	hW	2-0
3/02	(3) Kennesaw State.....	hL	3-7
3/03	N.C. State.....	hL	1-2
3/05	Toledo.....	hW	9-4
3/05	Toledo.....	hW	6-2
3/08	(4) Connecticut.....	nW	3-2
3/08	(4) Appalachian State.....	nW	7-1
3/09	(4) Florida State.....	aL	0-1
3/09	(4) Florida State.....	aL	0-3
3/11	Mercer.....	hL	5-6
3/11	Mercer.....	hW	12-4
3/21	*Delaware.....	aW	7-0
3/21	*Delaware.....	aW	8-6
3/22	*Delaware.....	aW	10-5
3/24	Harvard.....	hW	10-2
3/24	Harvard.....	hW	6-5
3/29	*James Madison.....	hL	0-4
3/30	*James Madison.....	hW	8-7
3/30	*James Madison.....	hL	0-14
4/05	*George Mason.....	aW	14-0
4/05	*George Mason.....	aW	8-0
4/09	Auburn.....	hL	0-1
4/09	Auburn.....	hL	0-3
4/12	*Hofstra.....	hW	1-0
4/12	*Hofstra.....	hL	2-5
4/13	*Hofstra.....	hL	2-15
4/16	Furman.....	aL	0-3
4/16	Furman.....	aW	2-1
4/19	*Towson.....	hW	2-1
4/19	*Towson.....	hL	4-7
4/20	*Towson.....	hW	5-1
4/23	Georgia Tech.....	aL	1-9
4/23	Georgia Tech.....	aL	1-4
4/26	*UNC Wilmington.....	aW	5-0
4/26	*UNC Wilmington.....	aW	4-0

4/27	*UNC Wilmington.....	aW	2-1
5/03	*Drexel.....	hW	5-4
5/03	*Drexel.....	hW	8-5
5/04	*Drexel.....	hW	5-3
5/08	(5) James Madison.....	nL	1-2
5/10	(5) Towson.....	nL	4-5

*CAA game

- 1-Georgia State First Pitch Classic (Atlanta, Ga.)
- 2-Panther Invitational (Atlanta, Ga.)
- 3-Georgia State Spring Showdown (Atlanta, Ga.)
- 4-Florida State Invitational (Tallahassee, Fla.)
- 5-CAA Championship (Hempstead, N.Y.)

2009 (30-20, 15-5 CAA)

Head Coach: Bob Heck

2/07	Georgia Tech.....	hL	1-8
2/07	Georgia Tech.....	hL	1-7
2/11	Auburn.....	aL	0-6
2/14	(1) Evansville.....	hW	9-8
2/14	(1) Virginia Tech.....	hW	3-2
2/15	(1) Missouri.....	hL	2-6
2/21	(2) Eastern Kentucky.....	hW	4-3 (9)
2/21	(2) Georgetown.....	hL	2-1
2/22	(2) Lipscomb.....	hW	11-6
2/22	(2) Lipscomb.....	hL	1-4
2/25	Georgia Southern.....	hW	2-0
2/25	Georgia Southern.....	hW	11-6
3/06	(3) Western Kentucky.....	nL	0-5
3/06	(3) Indiana State.....	nL	6-9
3/07	(3) Bowling Green.....	nW	5-0
3/07	(3) Howard.....	nW	3-2
3/08	(3) Winthrop.....	nW	6-1
3/11	Western Carolina.....	aW	5-0
3/11	Western Carolina.....	aW	7-3
3/15	Georgia Tech.....	aCanceled	
3/15	Georgia Tech.....	aCanceled	
3/17	Mercer.....	aL	0-4
3/17	Mercer.....	aL	3-4 (9)
3/21	*Drexel.....	aW	6-1
3/21	*Drexel.....	aL	3-5
3/21	*Drexel.....	aW	6-0
3/25	Florida State.....	nCanceled	
3/25	Troy.....	aCanceled	
3/26	Georgia Tech.....	aL	0-8
3/26	Georgia Tech.....	aL	0-6
3/28	*Delaware.....	hCanceled	
3/29	*Delaware.....	hL	6-8
3/29	*Delaware.....	hW	6-3
3/31	Kennesaw State.....	aCanceled	
4/04	*James Madison.....	aW	11-5
4/04	*James Madison.....	aW	8-4
4/05	*James Madison.....	aW	5-1
4/08	Furman.....	hW	6-5 (8)
4/08	Furman.....	hW	8-3
4/11	*George Mason.....	hW	8-3
4/11	*George Mason.....	hW	9-0
4/12	*George Mason.....	hW	3-0
4/15	Kennesaw State.....	hW	6-0
4/15	Kennesaw State.....	hL	3-6
4/18	*Hofstra.....	aL	1-2
4/18	*Hofstra.....	aW	3-2
4/19	*Hofstra.....	aL	1-6
4/25	*Towson.....	aW	3-0
4/25	*Towson.....	aW	6-2
4/26	*Towson.....	aL	1-2
5/01	*UNC Wilmington.....	hW	2-1
5/01	*UNC Wilmington.....	hW	5-4
5/02	*UNC Wilmington.....	hW	14-6 (5)

5/06	(4) Towson.....	nL	1-3
5/08	(4) Hofstra.....	aW	3-1 (12)
5/08	(4) Towson.....	nL	1-5

*CAA game

- 1-Georgia State First Pitch Classic (Atlanta, Ga.)
- 2-Panther Invitational (Atlanta, Ga.)
- 3-Buzz Classic (Atlanta, Ga.)
- 4-CAA Championship (Hempstead, N.Y.)

2010 (37-19, 14-7 CAA)

Head Coach: Bob Heck

2/13	(1) Saint Louis.....	hCanceled	
2/13	(1) Army.....	hCanceled	
2/14	(1) Western Carolina.....	hCanceled	
2/14	(1) TBD.....	hCanceled	
2/17	Auburn.....	hW	6-5
2/20	(2) Temple.....	hW	10-0
2/20	(2) Eastern Illinois.....	hW	4-1
2/21	(2) East Tennessee State.....	hW	8-7
2/21	(2) Eastern Illinois.....	hL	2-6
2/24	Georgia Southern.....	aW	3-1
2/24	Georgia Southern.....	aL	7-8
2/25	Siena.....	hW	4-2
2/25	Siena.....	hW	9-1
2/27	Kennesaw State.....	aL	2-0
3/04	Howard.....	hW	6-0
3/04	Howard.....	hW	10-1
3/05	(3) North Florida.....	nL	0-4
3/05	(3) No. 23 Kentucky.....	nW	7-1
3/06	(3) Bowling Green.....	nW	8-0
3/06	(3) Dartmouth.....	nW	11-2
3/07	(3) Western Kentucky.....	nL	0-2
3/09	No. 8 Georgia Tech.....	hL	3-7
3/13	(4) Mercer.....	nW	3-2
3/13	(4) Fordham.....	nL	1-5
3/14	(4) No. 8 Georgia Tech.....	aL	1-7
3/14	(4) Fordham.....	nW	1-0
3/16	Mercer.....	hW	8-5
3/16	Tulsa.....	hW	5-4
3/17	Samford.....	hCanceled	
3/24	Kennesaw State.....	hL	1-6
3/27	*UNC Wilmington.....	aW	11-1
3/27	*UNC Wilmington.....	aW	14-8
3/28	*UNC Wilmington.....	aL	1-5
3/30	Western Carolina.....	hW	8-1
3/30	Western Carolina.....	hW	5-0
3/31	Chattanooga.....	hW	2-0
3/31	Chattanooga.....	hL	1-5
4/02	*Drexel.....	hW	3-0
4/03	*Drexel.....	hW	3-2
4/03	*Drexel.....	hW	4-1
4/07	Furman.....	aW	6-4
4/07	Furman.....	aW	3-2
4/10	*Delaware.....	aW	5-0
4/10	*Delaware.....	aL	3-5
4/11	*Delaware.....	aL	6-7
4/17	*James Madison.....	hW	7-1
4/17	*James Madison.....	hW	9-2
4/18	*James Madison.....	hL	3-4
4/24	*George Mason.....	aW	3-0
4/24	*George Mason.....	aW	6-0
4/25	*George Mason.....	aL	0-1
4/28	South Carolina State.....	hCanceled	
5/01	*Hofstra.....	hW	1-0 (10)
5/01	*Hofstra.....	hL	1-5
5/02	*Hofstra.....	hL	0-2
5/07	*Towson.....	hW	3-1
5/07	*Towson.....	hW	11-5

Year-By-Year Results

5/07	*Towson.....	hW	1-0
5/12	(5) James Madison.....	nL	0-3
5/13	(5) Towson.....	nW	4-1 (9)
5/13	(5) James Madison.....	nW	4-3
5/14	(5) Hofstra.....	aL	0-3

***CAA game**

- 1-Georgia State First Pitch Classic (Atlanta, Ga.)
- 2-Panther Invitational (Atlanta, Ga.)
- 3-Buzz Classic (Woodstock, Ga.)
- 4-Springhill Suites Buckhead Classic (Atlanta, Ga.)
- 5-CAA Championship (Hempstead, N.Y.)



4/10	*Drexel.....	aW	13-1 (6)
4/13	Kennesaw State.....	hL	2-3
4/16	*Delaware.....	hW	12-1 (5)
4/16	*Delaware.....	hW	8-0 (5)
4/17	*Delaware.....	hW	10-1 (5)
4/19	Mercer.....	aL	2-8
4/19	Mercer.....	aW	3-2
4/23	*James Madison.....	aW	8-0 (5)
4/23	*James Madison.....	aW	11-2
4/30	*George Mason.....	hW	4-0
4/30	*George Mason.....	hW	1-0
5/01	*George Mason.....	hL	2-4 (13)
5/06	*Hofstra.....	aL	0-4
5/06	*Hofstra.....	aL	0-2
5/07	*Hofstra.....	aL	1-4
5/11	(6) Towson.....	nW	3-2 (12)
5/12	(6) Hofstra.....	aL	1-0
5/12	(6) Towson.....	nW	3-0
5/13	(6) Hofstra.....	aW	4-2
5/13	(6) Hofstra.....	aW	2-0
5/20	(7) No. 8 Georgia.....	aL	0-8 (5)
5/21	(7) Florida State.....	nL	1-6

***CAA game**

- 1 - Georgia State First Pitch Classic (Atlanta)
- 2 - Panther Invitational (Atlanta, Ga.)
- 3 - Phylliss Rafter Memorial (Woodstock, Ga.)
- 4 - Buzz Classic (Woodstock, Ga.)
- 5 - Springhill Suites Buckhead Classic (Atlanta)
- 6 - CAA Championship (Hempstead, N.Y.)
- 7 - NCAA Regionals (Athens, Ga.)

4/1	*Towson.....	hW	4-0
4/4	Furman.....	aW	2-0
4/4	Furman.....	aW	7-2
4/6	*UNCW.....	aW	8-0
4/6	*UNCW.....	aW	6-0
4/7	*UNCW.....	aW	4-1
4/11	Georgia Tech.....	aL	2-3
4/14	*Drexel.....	hW	3-2 (8)
4/14	*Drexel.....	hW	8-0 (5)
4/15	*Drexel.....	hW	6-1
4/17	No. 2 Alabama.....	aW	5-1
4/21	*Delaware.....	aW	7-0
4/21	*Delaware.....	aL	1-3
4/22	*Delaware.....	aCANCELED	
4/28	*James Madison.....	hL	1-4
4/28	*James Madison.....	hW	5-1
4/29	*James Madison.....	hL	1-3
5/4	*George Mason.....	aL	2-3
5/4	*George Mason.....	aW	6-0
5/5	*George Mason.....	aW	2-0 (12)
5/10	(5) James Madison.....	nW	7-4
5/11	(5) Hofstra.....	aL	0-1
5/11	(5) James Madison.....	nW	9-1 (5)
5/12	(5) Hofstra.....	aL	1-9 (5)

***CAA game**

- 1 - Georgia State First Pitch Classic (Atlanta)
- 2 - Panther Invitational (Atlanta)
- 3 - Phylliss Rafter Memorial (Woodstock, Ga.)
- 4 - Buzz Classic (Woodstock, Ga.)
- 5 - CAA Championship

2011 (36-25, 15-5 CAA)

CAA Tournament Champions

NCAA Regionals

Head Coaches: Bob Heck/Roger Kincaid

2/12	(1) Tennessee Tech.....	hW	3-2
2/12	(1) Morehead State.....	hW	10-7
2/13	(1) Syracuse.....	hL	1-13
2/13	(1) Morehead State.....	hW	5-0
2/16	Georgia Southern.....	hL	1-2
2/16	Georgia Southern.....	hW	3-2
2/19	(2) Lipscomb.....	hL	0-4
2/19	(2) Memphis.....	hL	2-3
2/20	(2) Appalachian State.....	hW	3-0
2/20	(2) Lipscomb.....	hL	2-4
2/23	Auburn.....	aL	2-4
2/25	(3) Tennessee State.....	nL	0-5
2/25	(3) Bowling Green.....	nL	3-4
2/26	(3) Mississippi State.....	nW	8-5
2/26	(3) Purdue.....	nL	4-5 (8)
2/27	(3) Ball State.....	nW	5-2
3/01	Georgia Tech.....	hL	0-3
3/04	(4) Miami (OH).....	nW	4-2
3/04	(4) UAB.....	nL	0-3
3/06	(4) Miami (OH).....	nW	7-3
3/11	(5) Penn State.....	nL	0-1
3/12	(5) Bowling Green.....	nL	3-9
3/12	(5) Belmont.....	nW	8-2
3/13	(5) Georgia Tech.....	aL	0-1
3/16	Samford.....	aW	3-1
3/18	Kennesaw State.....	aW	1-0
3/18	Kennesaw State.....	aW	3-1
3/26	*Towson.....	aL	3-7
3/26	*Towson.....	aW	5-4
3/27	*Towson.....	aW	3-0
3/31	Chattanooga.....	aW	2-1 (8)
3/31	Chattanooga.....	aL	1-4
4/02	*UNC Wilmington.....	hW	3-0
4/02	*UNC Wilmington.....	hW	4-1
4/03	*UNC Wilmington.....	hW	4-1
4/06	Furman.....	hW	4-1
4/06	Furman.....	hW	8-0 (6)
4/09	*Drexel.....	aW	3-2 (10)
4/09	*Drexel.....	aW	7-3

2012 (38-18, 13-7 CAA)

Head Coach: Roger Kincaid

2/11	(1) Longwood.....	hW	3-2
2/11	(1) ETSU.....	hW	11-2
2/12	(1) Western Carolina.....	hW	7-5
2/12	(1) Longwood.....	hL	7-11
2/15	Georgia Southern.....	aW	1-0
2/15	Georgia Southern.....	aL	1-4
2/18	(2) Chattanooga.....	hW	5-1
2/19	(2) Eastern Illinois.....	hW	7-0
2/19	(2) IUPUI.....	hW	1-0
2/22	No. 24 Auburn.....	hL	1-9 (5)
2/23	(3) Eastern Kentucky.....	nL	2-5
2/23	(3) SE Louisiana.....	nW	12-0 (5)
2/24	(3) Central Arkansas.....	nW	4-3
2/24	(3) Campbell.....	nW	9-6
2/25	(3) Robert Morris.....	nW	5-0
2/29	No. 25 Georgia Tech.....	hW	2-1
3/2	(4) Tennessee Tech.....	nW	8-7
3/2	(4) Western Kentucky.....	nL	2-3
3/3	(4) Elon.....	nCANCELED	
3/3	(4) Rhode Island.....	nW	5-0
3/4	(4) Morehead State.....	nW	5-3
3/4	(4) Furman.....	nW	2-0
3/6	UT Martin.....	hCANCELED	
3/8	Jacksonville State.....	aW	4-2
3/8	Jacksonville State.....	aW	5-3
3/11	Mercer.....	hL	2-3
3/11	Mercer.....	hW	2-1
3/17	Kennesaw State.....	aW	3-1
3/17	Kennesaw State.....	aL	1-3
3/21	No. 8 Georgia.....	aL	0-6
3/24	*Hofstra.....	hL	6-8
3/24	*Hofstra.....	hL	0-16 (5)
3/25	*Hofstra.....	hL	1-4
3/31	*Towson.....	hW	4-0
3/31	*Towson.....	hW	8-1

2013 (36-16, 13-5 CAA)

Head Coach: Roger Kincaid

2/8	(1) Troy.....	nL	3-5
2/8	(1) SIU-E.....	nW	10-9
2/9	(1) Mississippi State.....	nL	1-9 (5)
2/9	(1) South Alabama.....	nL	0-8 (6)
2/10	(1) SIU-E.....	nCANCELED	
2/10	(1) Tennessee State.....	nCANCELED	
2/16	(2) Northern Kentucky.....	hW	10-0 (5)
2/16	(2) Presbyterian.....	hL	15-16 (9)
2/17	(2) Northern Kentucky.....	hW	8-2
2/17	(2) Oakland.....	hW	11-2
2/20	at Auburn.....	aW	4-1
2/23	(3) Northern Colorado.....	hL	7-8
2/23	(3) Akron.....	hL	0-2
2/24	(3) NC State.....	hW	5-1
2/24	(3) Troy.....	hL	7-8 (8)
2/27	at Mercer.....	aW	5-0
2/27	at Mercer.....	aW	9-6
3/1	(4) Central Connecticut.....	nW	3-1
3/1	(4) Western Michigan.....	nW	11-2
3/2	(4) Kent State.....	nW	9-3
3/2	(4) Stephen F Austin.....	nW	3-2 (8)
3/3	(4) St. Joseph's.....	nL	3-9
3/7	Eastern Illinois.....	hW	6-5 (10)
3/7	Eastern Illinois.....	hW	4-3
3/19	Jacksonville State.....	hW	11-3 (5)
3/20	No. 4/6 Alabama.....	aL	1-9 (5)
3/23	*George Mason.....	hW	5-0
3/23	*George Mason.....	hW	7-4
3/24	*George Mason.....	hW	2-1
3/26	Kennesaw State.....	hW	1-0
3/27	Chattanooga.....	aW	3-1
3/29	*Hofstra.....	aW	3-2
3/29	*Hofstra.....	aL	1-7
3/30	*Hofstra.....	aL	1-2
4/2	Kennesaw State.....	aW	7-3

Year-By-Year Results

4/3	Furman.....	hL	2-6
4/3	Furman.....	hW	3-1
4/6	*Towson.....	aL	1-2
4/6	*Towson.....	aW	5-2
4/7	*Towson.....	aL	3-4
4/10	Georgia Southern.....	hW	8-0 (6)
4/10	Georgia Southern.....	hL	4-5
4/13	*UNCW.....	hW	8-2
4/13	*UNCW.....	hL	2-4
4/14	*UNCW.....	hW	1-0
4/18	Samford.....	hW	3-1
4/18	Samford.....	hW	6-4
4/20	*Drexel.....	aW	7-6
4/20	*Drexel.....	aW	9-0 (6)
4/21	*Drexel.....	aW	9-0 (5)
4/24	No. 23 Georgia.....	aW	10-7 (8)
4/27	*Delaware.....	hW	6-5 (8)
4/27	*Delaware.....	hW	8-0 (6)
4/28	*Delaware.....	hW	4-2
5/3	*James Madison.....	aL	3-7
5/3	*James Madison.....	aL	4-5
5/3	*James Madison.....	aL	0-8

*CAA game

- 1 - Bulldog Kickoff Classic (Starkville, Miss.)
- 2 - Panther Invitational (Atlanta)
- 3 - Phyllis Rafter Memorial (Atlanta)
- 4 - USF Under Armour Invite (Tampa, Fla.)

VS. RANKED TEAMS (5-24)

4/24/13	No. 23 Georgia.....	aW	10-7 (8)
3/20/13	No. 4/6 Alabama.....	aL	1-9 (5)
4/17/12	No. 2 Alabama.....	aW	5-1
3/21/12	No. 8 Georgia.....	aL	0-6
2/29/12	No. 25 Georgia Tech.....	hW	2-1
2/22/12	No. 24 Auburn.....	hL	1-9 (5)
5/20/11	No. 8 Georgia.....	aL	0-8 (5)
3/09/10	No. 8 Georgia Tech.....	hL	3-7
3/05/10	No. 23 Kentucky.....	nW	7-1
3/22/06	No. 11 Georgia.....	aL	1-4
3/22/06	No. 11 Georgia.....	aL	1-9
4/27/05	No. 11 Georgia.....	hL	0-6
4/20/05	No. 18 Georgia Tech.....	hL	0-7
3/29/05	No. 25 Auburn.....	aL	2-4
2/19/05	No. 19 Georgia Tech.....	hL	1-3
3/20/96	No. 5 CSU-Northridge.....	nL	0-6
3/21/96	No. 2 Washington.....	nL	1-7
3/22/96	No. 8 La. Lafayette.....	nL	1-8
3/22/96	No. 1 Arizona.....	nL	1-4
3/23/96	No. 17 Minnesota.....	nL	5-6 (9)
4/14/95	No. 16 Nicholls State.....	nL	0-7
4/15/95	No. 11 South Carolina.....	nL	0-3
3/19/94	No. 14 Texas A&M.....	nL	1-2
3/23/94	No. 18 Utah State.....	nL	0-3
3/23/94	No. 11 Kansas.....	nL	1-2
3/23/94	No. 1 Arizona.....	nL	1-14
3/26/94	No. 6 CS-Northridge.....	nW	2-1
3/26/94	No. 15 Washington.....	nL	2-8
3/18/94	No. 21 Illinois Chicago... ..	nL	2-3 (8)

Versus Sun Belt Opponents

Team	G	W	L	First	Last	Result
------	---	---	---	-------	------	--------

Current Members of the Sun Belt

Arkansas State	1	1	0	1986	1986	W, 11-5
Louisiana Lafayette	10	2	8	1988	1997	L, 0-8
Louisiana-Monroe	1	1	0	1999	1999	W, 6-0
South Alabama	1	0	1	2013	2013	L, 0-8
Troy	42	10	32	1984	2013	L, 7-8
Western Kentucky	5	1	4	2002	2012	L, 2-3

Joining the Sun Belt After 2013

Appalachian State	8	6	2	1984	2011	W, 3-0
Georgia Southern	51	37	14	1986	2013	L, 5-4
Texas-Arlington	1	1	0	1993	1993	W, 8-0
Texas State	1	1	0	1998	1998	W, 5-1

Leaving the Sun Belt After 2013

Florida Atlantic	19	7	12	1995	2005	W, 1-0
Florida International	3	2	1	1999	2002	W, 3-0
Middle Tennessee St.	5	4	1	1995	2003	W, 5-3

APPALACHIAN STATE (6-2)

3/6/84	W	8-3
3/6/84	W	1-0
3/16/84	nL	1-6
2/13/01	hW	5-3
3/12/06	nL	3-5
3/9/07	nW	6-1
3/8/08	nW	7-1
3/20/11	hW	3-0

ARKANSAS STATE (1-0)

3/28/86	nW	11-5
---------	----	------

GEORGIA SOUTHERN (37-14)

3/8/86	hL	2-4
4/19/86	hL	1-4
4/19/86	hW	10-5
1987	W	6-1
1988	nW	7-2
1989	nL	2-3
1989	W	3-0
1989	W	8-1
4/11/90	aW	2-0
4/11/90	aW	3-2
4/14/90	nW	5-0
1990	hW	5-2
2/17/91	W	6-1
4/12/91	W	2-1
5/3/91	L	2-3
2/23/92	aW	2-1
2/23/92	aL	0-4
3/8/92	W	5-1
2/21/93	hW	14-0
2/21/93	hW	3-2
3/6/93	hW	8-0
4/9/93	hW	7-1
4/10/93	nW	3-1
3/5/94	hW	1-0
3/6/94	hL	2-3
4/19/97	nW	4-1
2/20/00	aW	6-1

2/20/00	aL	3-4
2/13/01	hW	4-3
2/13/01	hW	5-3
2/27/02	aW	8-7
2/27/02	aW	7-6
2/25/03	hW	3-2
2/25/03	hW	4-2
3/31/04	aL	0-8
3/31/04	aW	4-3
2/23/05	hW	1-0
2/23/05	hL	4-5
2/22/06	aL	2-3
2/22/06	aL	2-5
2/20/07	hW	4-2
2/20/07	hW	5-4
2/25/09	hW	2-0
2/25/09	hW	11-6
2/16/11	hL	1-2
2/16/11	hW	3-2
2/15/12	aW	1-0
2/15/12	aL	1-4
4/10/13	hW	8-0
4/10/13	hL	4-5

LOUISIANA LAFAYETTE (2-8)

1988	nW	1-0
1990	L	0-4
4/5/91	L	0-1
4/6/91	L	2-3
3/19/93	L	0-5
4/10/93	W	2-0
4/10/93	L	0-1
3/25/95	L	1-4
3/22/96	L	1-8
3/21/97	L	0-8

LOUISIANA MONROE (1-0)

3/28/99	nW	6-0
---------	----	-----

SOUTH ALABAMA (0-1)

2/9/13	nL	0-8 (6)
--------	----	---------

TROY (10-32)

4/7/84	nL	3-9
4/1/92	L	6-7
4/1/92	W	4-0
3/5/94	hW	1-0
3/12/94	hW	1-0
3/4/95	hL	0-3
3/31/95	nL	3-4
3/3/96	hL	3-4
3/9/97	hL	3-4
3/6/98	hW	3-1
3/6/98	hL	3-10
4/4/98	aL	0-7
4/4/98	aL	4-7
3/5/99	hW	1-0
3/5/99	hL	1-8
4/1/99	aL	2-10
4/1/99	aL	2-3
5/6/99	nL	1-7
3/4/00	hL	2-10
4/18/00	aL	0-1
4/18/00	aL	1-9
5/4/00	nW	1-0
4/7/01	hW	8-0
4/7/01	hL	0-5
5/4/01	nL	4-6
4/10/02	aL	4-6
4/10/02	aL	1-3
5/9/02	aW	3-0
4/9/03	hL	1-6
4/24/03	hL	0-2
3/13/04	nL	5-6
4/9/04	aL	0-1
4/9/04	aL	0-1
3/12/05	nL	0-8
4/5/05	hL	0-2
4/5/05	hL	1-7
4/4/06	hW	5-3
4/4/06	hL	4-8
4/3/07	hL	3-8
4/3/07	hW	6-0
2/8/13	nL	5-3
2/24/13	hL	7-8 (8)

TEXAS ARLINGTON

4/18/93	nL	0-2
---------	----	-----

TEXAS STATE

3/21/98	nL	0-6
---------	----	-----

WESTERN KENTUCKY (1-4)

2/16/02	hL	0-1
3/22/02	nW	1-0 (8)
2/06/09	nL	0-5
3/07/10	nL	0-2
3/2/12	nL	2-3



Versus CAA Opponents



DELAWARE (18-6)

Home: 10-2 • Away: 8-3 • Neutral: 0-1
 CAA: 18-5 • CAA Tournament: 1-0
 Longest Winning Streak: 4 (2006-07)
 Longest Losing Streak: 2 (2010)
 Current Streak: W3

1989.....	n L	0-1
Apr. 01, 2006.....	a W	4-1
Apr. 01, 2006.....	a L	1-3
Apr. 02, 2006.....	a W	3-2
May 11, 2006.....	h W	6-5
May 05, 2007.....	h W	3-2 (10)
May 05, 2007.....	h W	4-3
May 06, 2007.....	h L	0-1 (8)
Mar. 21, 2008.....	a W	7-0
Mar. 21, 2008.....	a W	8-6 (10)
Mar. 22, 2008.....	a W	10-5
Mar. 29, 2009.....	a L	6-8
Mar. 29, 2009.....	h W	6-3
Apr. 10, 2010.....	a W	5-0
Apr. 10, 2010.....	a L	3-5
Apr. 11, 2010.....	a L	6-7
Apr. 16, 2011.....	h W	12-1 (5)
Apr. 16, 2011.....	h W	8-0 (5)
Apr. 17, 2011.....	h W	10-1 (5)
Apr. 21, 2012.....	a W	7-0
Apr. 21, 2012.....	a L	1-3
Apr. 27, 2012.....	h W	6-5 (8)
Apr. 27, 2013.....	h W	8-0 (6)
Apr. 28, 2013.....	h W	4-2



DREXEL (26-4)

Home: 13-0 • Away: 8-3 • Neutral: 5-1
 CAA: 20-3 • CAA Tournament: 0-0
 Longest Winning Streak: 13 (2010 - Present)
 Longest Losing Streak: 2 (2007)
 Current Streak: W13

1989.....	n W	1-0
Apr. 27, 1991.....	h W	4-0
Apr. 02, 1993.....	n W	8-3
Feb. 24, 2002.....	n W	7-3
Feb. 28, 2004.....	n L	0-1
Feb. 29, 2004.....	n W	3-1
Feb. 27, 2005.....	n W	4-2
Mar. 26, 2006.....	h W	5-4
Mar. 26, 2006.....	h W	10-1 (5)

Mar. 27, 2006.....	h W	8-0 (5)
Apr. 14, 2007.....	a L	5-6
Apr. 14, 2007.....	a L	2-3
May 03, 2008.....	h W	5-4
May 03, 2008.....	h W	8-5
May 04, 2008.....	h W	5-3
Mar. 21, 2009.....	a W	6-1
Mar. 21, 2009.....	a L	3-5
Mar. 22, 2009.....	a W	6-0
Apr. 02, 2010.....	h W	3-0
Apr. 02, 2010.....	h W	3-2
Apr. 03, 2010.....	h W	4-1
Apr. 09, 2011.....	a W	3-2 (10)
Apr. 09, 2011.....	a W	7-3
Apr. 10, 2011.....	a W	13-1 (6)
Apr. 14, 2012.....	h W	3-2 (8)
Apr. 14, 2012.....	h W	8-0 (5)
Apr. 14, 2012.....	h W	6-1
Apr. 20, 2013.....	a W	7-6
Apr. 20, 2013.....	a W	9-0 (6)
Apr. 21, 2013.....	a W	9-0 (5)



GEORGE MASON (28-7)

Home: 13-3 • Away: 9-2 • Neutral: 3-0
 CAA: 20-3 • CAA Tournament: 0-0
 Longest Winning Streak: 18 (1990-2010)
 Longest Losing Streak: 2 (twice)
 Current Streak: W5

Mar. 09, 1986.....	L	2-13
Mar. 09, 1986.....	L	1-3
1987.....	W	2-0
1988.....	W	4-3
1988.....	W	6-2
1989.....	h L	4-5
1989.....	h L	3-8
Mar. 12, 1990.....	h W	8-0
Mar. 12, 1990.....	h W	5-1
Mar. 10, 1991.....	n W	4-3
Apr. 26, 1991.....	n W	5-1
Apr. 27, 1991.....	n W	3-0
May 06, 2006.....	h W	9-0 (5)
May 06, 2006.....	h W	6-2
May 07, 2006.....	h W	12-4 (6)
Mar. 24, 2007.....	a W	5-3
Mar. 24, 2007.....	a W	2-1
Mar. 25, 2007.....	a W	11-5
Apr. 05, 2008.....	a W	14-0 (5)
Apr. 05, 2008.....	a W	8-0 (5)
Apr. 11, 2009.....	h W	8-3
Apr. 11, 2009.....	h W	9-0
Apr. 12, 2009.....	h W	3-0
Apr. 24, 2010.....	a W	3-0
Apr. 24, 2010.....	a W	6-0
Apr. 25, 2010.....	a L	0-1
Apr. 30, 2011.....	h W	4-0
Apr. 30, 2011.....	h W	1-0
May 01, 2011.....	h L	2-4 (13)
May 04, 2012.....	a L	2-3

May 04, 2012.....	a W	6-0
May 05, 2012.....	a W	2-0 (12)
Mar. 23, 2013.....	h W	5-0
Mar. 23, 2013.....	h W	7-4
Mar. 23, 2013.....	h W	2-1



HOFSTRA (10-28)

Home: 4-11 • Away: 6-14 • Neutral: 0-2
 CAA: 10-26 • CAA Tournament: 4-8
 Longest Winning Streak: 2 (twice)
 Longest Losing Streak: 7 (2010-11)
 Current Streak: L2

Mar. 13, 1998.....	n L	2-10
Feb. 25, 2001.....	n L	2-5
Apr. 15, 2006.....	a L	2-3
Apr. 15, 2006.....	a L	5-6 (8)
Apr. 16, 2006.....	a W	3-2
May 12, 2006.....	h L	3-5
May 13, 2006.....	h W	4-3
May 13, 2006.....	h L	3-7
Apr. 06, 2007.....	h L	5-10
Apr. 06, 2007.....	h W	10-5
Apr. 07, 2007.....	h L	2-10
May 11, 2007.....	a L	0-1
May 12, 2007.....	a L	1-3
Apr. 12, 2008.....	h W	1-0
Apr. 12, 2008.....	h L	2-5
Apr. 13, 2008.....	h L	2-15 (5)
Apr. 18, 2009.....	a L	1-2
Apr. 18, 2009.....	a W	3-2
Apr. 19, 2009.....	a L	1-6
May 08, 2009.....	a W	3-1 (12)
May 01, 2010.....	h W	1-0
May 01, 2010.....	h L	1-5
May 02, 2010.....	h L	1-6
May 14, 2010.....	a L	0-3
May 06, 2011.....	a L	0-4
May 06, 2011.....	a L	0-2
May 07, 2011.....	a L	1-4
May 12, 2011.....	a L	0-1
May 13, 2011.....	a W	4-2
May 12, 2011.....	a W	2-0
Mar. 24, 2012.....	h L	6-8
Mar. 24, 2012.....	h L	0-16
Mar. 25, 2012.....	h L	1-4
May 11, 2012.....	a L	0-1
May 12, 2012.....	a L	1-9 (5)
Mar. 29, 2013.....	a W	3-2
Mar. 29, 2013.....	a L	1-7
Mar. 30, 2013.....	a L	1-2



Versus CAA Opponents



JAMES MADISON (18-12)

Home: 7-5 • Away: 6-5 • Neutral: 5-2
 CAA: 18-12 • CAA Tournament: 5-2
 Longest Winning Streak: 5 (2009-2010)
 Longest Losing Streak: 2 (twice)
 Current Streak: L3

Apr. 08, 2006h W	5-4
Apr. 08, 2006h W	7-5
Apr. 09, 2006h W	7-2
Mar. 31, 2007a L	1-2
Mar. 31, 2007a W	4-0
Apr. 01, 2007a L	0-2
May 10, 2007n W	1-0
May 11, 2007n W	2-1
Mar. 29, 2008h L	0-4
Mar. 30, 2008h W	8-7
Mar. 30, 2008h L	0-14
May 08, 2008n L	1-2
Apr. 04, 2009a W	11-5
Apr. 04, 2009a W	8-4
Apr. 05, 2009a W	5-1
Apr. 17, 2010h W	7-1
Apr. 17, 2010h W	9-2
Apr. 18, 2010h L	3-4
May 12, 2010n L	0-3
May 13, 2010n W	4-3
Apr. 23, 2011a W	8-0 (5)
Apr. 23, 2011a W	11-2
Apr. 28, 2012h L	1-4
Apr. 28, 2012h W	5-1
Apr. 29, 2012h L	1-3
May 10, 2012n W	7-4
May 11, 2012n W	9-1 (5)
May 03, 2013a L	3-7
May 03, 2013a L	4-5
May 04, 2013a L	0-8 (5)

TOWSON (20-10)

Home: 10-2 • Away: 7-5 • Neutral: 3-3
 CAA: 20-10 • CAA Tournament: 3-3
 Longest Winning Streak: 7 (2011-12)
 Longest Losing Streak: 3 (2009)
 Current Streak: L1

Apr. 29, 2006h W	5-0
Apr. 29, 2006h L	0-1
Apr. 30, 2006h W	3-1
Apr. 28, 2007a W	6-0
Apr. 28, 2007a W	10-6
Apr. 29, 2007a L	3-4
Apr. 19, 2008h W	2-1
Apr. 19, 2008h L	4-7
Apr. 20, 2008h W	5-1
May 10, 2008n L	4-5
Apr. 25, 2009a W	3-0
Apr. 25, 2009a W	6-2
Apr. 26, 2009a L	1-2
May 06, 2009n L	1-2
May 08, 2009n L	1-5
May 07, 2010h W	3-1
May 07, 2010h W	11-5
May 08, 2010h W	1-0
May 13, 2010n W	4-1 (9)
Mar. 26, 2011a L	3-7
Mar. 26, 2011a W	5-4
Mar. 27, 2011a W	3-0
May 11, 2011a W	3-2 (12)
May 12, 2011a W	3-0
Mar. 31, 2012h W	4-0
Mar. 31, 2012h W	8-1
Apr. 01, 2012h W	4-0
Apr. 06, 2013a L	1-2
Apr. 06, 2013a W	5-2
Apr. 07, 2013a L	3-4

UNCW (24-7)

Home: 12-2 • Away: 8-4 • Neutral: 4-1
 CAA: 19-6 • CAA Tournament: 1-0
 Longest Winning Streak: 10 (2006-10)
 Longest Losing Streak: 2 (2006)
 Current Streak: W1

Mar. 04, 1990n W	10-2
Apr. 17, 1992n W	3-1
Apr. 17, 1993h W	3-1
Apr. 16, 1994n W	3-1
Mar. 29, 1999n L	2-3
Mar. 04, 2005n W	4-3
Apr. 22, 2006a L	0-3
Apr. 22, 2006a L	0-1
Apr. 23, 2006a W	7-4
May 12, 2006h W	13-5
Apr. 21, 2007h L	2-8
Apr. 21, 2007h W	3-0
Apr. 22, 2007h W	8-2
Apr. 26, 2008a W	5-0
Apr. 26, 2008a W	4-0
Apr. 27, 2008a W	2-1
May 01, 2009h W	2-1
May 01, 2009h W	5-4
May 02, 2009h W	14-6
Mar. 27, 2010a W	11-1
Mar. 27, 2010a W	14-8
Mar. 28, 2010a L	1-5
Apr. 02, 2011h W	3-0
Apr. 02, 2011h W	4-1
Apr. 03, 2011h L	4-1
Apr. 04, 2012a W	8-0
Apr. 04, 2012a W	6-0
Apr. 05, 2012a W	4-1
Apr. 13, 2013h W	8-2
Apr. 13, 2013h L	2-4
Apr. 13, 2013h W	1-0

YEAR-BY-YEAR CONFERENCE RECORDS

	Delaware		Drexel		Mason		GSU		Hofstra		JMU		Towson		UNCW	
	W	L	W	L	W	L	W	L	W	L	W	L	W	L	W	L
2006	10	10	7	13	5	15	15	6	14	6	9	12	9	12	13	8
2007	7	13	7	13	5	16	11	9	17	3	17	3	8	12	9	12
2008	4	17	10	11	6	14	15	5	18	3	14	6	12	8	3	18
2009	7	9	7	13	2	16	15	5	14	3	12	8	13	8	8	13
2010	8	13	8	13	9	12	14	7	18	2	11	10	10	11	5	15
2011	10	11	7	14	8	12	15	5	19	1	8	12	11	8	3	18
2012	8	14	7	13	7	14	15	9	21	0	16	7	8	13	4	17
2013	12	9	2	19	6	15	13	8	18	2	18	3	11	10	3	17
Totals	66	96	55	109	48	114	113	54	139	20	105	61	82	82	48	118

Versus All Opponents

Team	G	W	L	First	Last	Result	Team	G	W	L	First	Last	Result
Adelphi.....	2	1	1	1985	1990	W, 11-4	Florida State	17	1	16	1985	2011	L, 1-6
Akron	1	0	1	2013	2013	L, 0-2	Fordham	1	1	0	1999	1999	W, 6-0
Alabama.....	4	1	3	1997	2013	L, 1-9	Fresno State.....	2	0	2	1997	1998	L, 0-9
Alabama-Birmingham.....	1	0	1	2011	2011	L, 0-3	Furman	65	42	23	1985	2013	W, 3-1
Appalachian State	8	6	2	1984	2011	W, 3-0	Gardner-Webb.....	8	7	1	1984	2005	W, 4-3
Arizona	2	0	2	1994	1996	L, 1-4	George Mason.....	35	28	7	1986	2013	W, 2-1
Arkansas.....	2	2	0	2001	2001	W, 3-2	Georgetown	1	0	1	2009	2009	L, 1-2
Arkansas State	1	1	0	1986	1986	W, 11-5	Georgia	13	3	10	1997	2013	W, 10-7
Army	3	3	0	1992	2007	W, 12-0	Georgia College.....	6	6	0	1990	1996	W, 4-3
Auburn.....	14	5	9	1998	2013	W, 4-1	Georgia Southern	53	38	15	1986	2013	L, 4-5
Augusta	7	7	0	1986	1991	W, 5-2	Georgia Tech	65	21	44	1984	2012	L, 2-3
Austin Peay	3	3	0	1992	2001	W, 15-0	Greensboro.....	1	1	0	1988	1988	L, 1-3
Ball State	5	4	1	1991	2011	W, 5-2	Gulf Coast CC	1	0	1	1984	1984	L, 4-6
Belmont	11	10	1	1998	2011	W, 8-2	Gust. Adolphus	2	2	0	1988	1988	W, 1-0
Bethune-Cookman.....	2	1	1	2000	2001	L, 1-2	Harvard.....	4	3	1	2003	2008	W, 6-5
Birmingham-Southern.....	4	3	1	2002	2007	L, 2-5	Hiwassee.....	1	0	1	1984	1984	L, 2-5
Boston	2	1	1	2003	2005	L, 2-7	Hofstra	38	10	28	1994	2013	L, 1-2
Boston College	1	0	1	2002	2002	L, 3-4	Houston	1	0	1	2002	2002	L, 3-4
Bowling Green.....	6	2	4	1995	2011	L, 3-9	Howard	3	3	0	2009	2010	W, 10-1
Bradley	16	8	8	1985	2006	L, 0-2	Illinois.....	1	0	1	2001	2001	L, 1-4
Brown	2	1	1	2000	2002	L, 2-5	Illinois State	2	0	2	1989	1990	L, 2-3
Butler	1	1	0	2000	2000	W, 5-3	Illinois-Chicago	4	2	2	1996	1999	W, 5-4
BYU	1	0	1	2002	2002	W, 2-1	Indiana.....	2	1	1	1990	2001	W, 9-3
California	1	0	1	2001	2001	L, 1-4	Indiana State	3	1	2	1999	2009	L, 6-9
Campbell	18	12	6	1991	2012	W, 9-6	Iowa.....	4	0	4	2002	2003	L, 1-9
Canisius.....	2	1	1	1994	1994	L, 1-2	Iowa State.....	6	3	3	1992	2004	L, 0-1
Catawba	1	0	1	1984	1984	L, 3-4	IUPUI.....	1	1	0	2012	2012	W, 1-0
Centenary.....	29	20	9	1992	2007	L, 4-10	Jackson State.....	1	1	0	2007	2007	W, 11-1
Central Arkansas.....	1	1	0	2012	2012	W, 4-3	Jacksonville State	42	22	20	1994	2013	W, 11-3
Central Connecticut	1	1	0	2013	2013	W, 3-1	James Madison.....	30	18	12	2006	2013	L, 0-8
Central Michigan.....	1	1	0	2004	2004	W, 2-1	Kansas.....	3	0	3	1992	1995	L, 2-6
Charleston South.....	3	3	0	1992	2005	W, 6-2	Kennesaw State.....	27	12	15	1991	2013	W, 7-3
Chattanooga.....	15	7	8	1994	2013	W, 3-1	Kent State.....	4	3	1	1991	2013	W, 9-3
Coastal Carolina.....	3	3	0	1986	1991	W, 5-1	Kentucky.....	2	2	0	1999	2010	W, 7-1
College of Charleston.....	2	2	0	1995	2001	W, 6-2	Kutztown.....	2	2	0	1993	1993	W, 4-3
Columbus State	14	8	6	1984	1996	W, 6-2	LaGrange College	4	4	0	1984	1984	W, 15-3
Connecticut.....	5	2	3	1990	2008	W, 3-2	Lander	5	2	3	1985	1989	W, 5-0
Connecticut State.....	2	1	1	2000	2000	W, 5-1	Lenoir-Rhyne	1	0	1	1984	1984	L, 2-5
Creighton	1	1	0	1986	1986	W, 4-0	Liberty.....	5	3	2	1985	1991	L, 1-5
Cal St. Fullerton.....	2	1	1	1995	1997	W, 9-2	Limestone.....	12	11	1	1986	1999	W, 5-3
Cal St. Northridge.....	3	0	3	1994	1998	L, 0-9	Lipscomb	9	4	5	2004	2011	L, 2-4
Dartmouth.....	1	1	0	2010	2010	W, 11-2	Longwood.....	2	1	1	2012	2012	L, 7-11
Dayton	2	2	0	2008	2008	W, 8-2	Louisiana Lafayette	11	3	8	1988	1997	L, 0-8
Delaware.....	24	18	6	2006	2013	W, 4-2	Louisiana-Monroe.....	1	1	0	1999	1999	W, 6-5
Delta State.....	1	1	0	1984	1984	W, 9-8	LSU.....	1	0	1	1997	1997	L, 2-4
DePaul.....	4	1	3	1985	1986	L, 1-2	Louisiana Tech.....	7	0	7	1985	1994	L, 0-7
Detroit.....	4	1	3	1990	1991	L, 2-4	Loyola-Chicago.....	2	2	0	1986	1999	W, 4-0
Drake	1	0	1	1993	1993	L, 0-2	Maine.....	3	1	2	1986	2007	W, 4-3
Drexel.....	30	26	4	1991	2013	W, 9-0	Manhattan.....	1	0	1	2003	2003	W, 5-2
East Carolina.....	11	3	8	1985	2005	L, 0-1	Marshall.....	6	2	4	1996	2003	L, 2-6
East Tennessee State.....	2	1	1	2005	2010	W, 8-7	Maryland.....	4	2	2	1995	2005	L, 2-3
Eastern Illinois	7	5	2	1993	2013	W, 4-3	Massachusetts.....	4	2	2	1988	2000	L, 0-2
Eastern Kentucky	10	7	3	1994	2012	L, 2-5	McNeese State.....	1	1	0	1994	1994	W, 9-0
Eastern Michigan.....	2	2	0	1995	2001	W, 9-1	Memphis	1	0	1	2011	2011	L, 2-3
Elon	2	2	0	2002	2003	L, 4-6	Mercer.....	70	53	17	1985	2013	W, 9-6
ETSU.....	2	2	0	2007	2012	W, 11-2	Miami (Ohio).....	8	5	3	1986	2011	W, 7-3
Evansville.....	5	2	3	1997	2009	W, 9-8	Michigan	3	0	3	1996	2004	L, 1-12
Faulkner State.....	1	1	0	1984	1984	W, 8-1	Michigan State.....	4	2	2	1985	2002	W, 1-0
Florida A&M.....	23	17	6	1985	2007	W, 6-1	Middle Tennessee St.....	5	4	1	1995	2003	W, 5-3
Florida Atlantic.....	19	7	12	1995	2005	W, 1-0	Minnesota.....	3	2	1	1996	1997	W, 4-2
Florida International.....	3	2	1	1999	2002	W, 3-0	Mississippi	5	0	5	1985	1998	L, 1-2

Versus All Opponents

Team	G	W	L	First	Last	Result	Team	G	W	L	First	Last	Result
Mississippi State	4	1	3	1985	2013	L, 9-1	Tennessee State	5	3	2	2004	2011	L, 0-5
Missouri	5	2	3	1989	2009	L, 2-6	Tennessee Tech	22	17	5	1985	2012	W, 8-7
Morehead State	4	4	0	1986	2012	W, 5-3	Tennessee Wesleyan	3	2	1	1991	1991	W, 9-0
North Carolina A&T	2	1	1	1992	1997	L, 0-8	Tennessee Martin	4	3	1	1995	2008	W, 6-0
Newberry	1	1	0	1985	1985	W, 18-2	Texas	1	0	1	1998	1998	L, 0-6
Nicholls State	15	4	11	1985	2007	W, 8-2	Texas A&M	3	0	3	1994	2003	L, 0-5
North Carolina	13	4	9	1987	2003	L, 3-10	Texas State	1	1	0	1998	1998	W, 5-1
North Carolina State	3	2	1	2004	2013	W, 5-1	Texas Tech	1	0	1	2003	2003	W, 6-0
North Florida	2	1	1	2006	2010	L, 0-4	Texas-Arlington	1	1	0	1993	1993	W, 8-0
North Georgia	3	2	1	1984	1984	L, 6-9	Toledo	8	5	3	1989	2008	W, 10-5
Northern Colorado	1	0	1	2013	2013	L, 7-8	Towson	30	20	10	2006	2013	L, 3-4
Northern Illinois	1	1	0	1988	1988	W, 5-0	Troy	42	10	32	1984	2013	L, 7-8
Northern Iowa	6	4	2	1990	2000	W, 9-7	Truitt-McConnell	3	1	2	1984	1984	L, 7-15
Northern Kentucky	2	2	0	2013	2013	W, 8-2	Tulsa	1	0	1	2004	2004	L, 1-2
Notre Dame	1	0	1	2004	2004	L, 2-4	UAB	14	6	8	2000	2007	W, 10-2
Northwestern State	2	1	1	1991	1994	W, 3-2	UCF	11	3	8	2001	2005	W, 6-2
Oakland	2	2	0	2006	2013	W, 11-2	UCLA	1	0	1	1994	1994	L, 1-2
Ohio	1	1	0	2004	2004	L, 1-4	UNC Charlotte	14	11	2	1986	2000	W, 6-0
Ohio State	7	4	3	1986	2002	L, 1-3	UNCW	31	24	7	1990	2013	W, 1-0
Oklahoma City	1	1	0	1992	1992	W, 8-4	University of Mobile	2	2	0	1994	1994	W, 1-0
Oklahoma State	5	0	5	1990	1995	L, 4-9	USC Aiken	3	3	0	1988	1994	W, 3-0
Onadaga	1	1	1	1985	1985	W, 3-2	USC Upstate	8	7	1	1987	1992	W, 7-0
Payne College	1	1	0	1984	1984	W, 9-3	Utah	3	0	3	1998	2006	L, 0-2
Penn State	4	1	3	1990	2011	L, 0-1	Utah State	1	0	1	1994	1997	L, 3-9
Pensacola JC	1	0	1	1984	1984	L, 2-13	UTEP	1	0	1	2006	2006	L, 5-7
Pittsburgh	2	2	0	1999	2001	W, 3-2	Valparaiso	3	3	0	1987	1988	W, 3-0
Presbyterian	1	0	1	2013	2013	L, 15-16	VCU	2	0	2	1985	1985	L, 0-2
Princeton	4	2	2	1995	2002	W, 1-0	Villanova	1	1	0	2005	2005	W, 2-0
Purdue	2	1	1	1998	2011	L, 4-5	Virginia	12	6	6	1985	2002	L, 2-3
Radford	1	0	1	2006	2006	L, 5-7	Virginia Tech	9	4	5	1998	2009	W, 3-2
Rhode Island	2	2	0	1993	2011	W, 5-0	Virginia Wesleyan	1	1	0	1984	1984	W, 8-3
Robert Morris	1	1	0	2012	2012	W, 5-0	UNLV	1	0	1	1998	1998	L, 0-8
Rutgers	2	2	0	1991	1991	W, 3-2	Wagner	1	0	1	2003	2003	L, 3-4
Sacred Heart	2	0	2	1985	1985	L, 0-6	Washington	3	0	3	1994	1997	L, 0-5
Saginaw Valley St.	4	2	2	1988	1989	L, 4-6	West Florida	3	2	1	1984	1987	W, 5-0
Samford	68	56	12	1987	2013	W, 6-4	West Georgia	8	6	2	1984	1986	W, 7-1
Savannah State	4	4	0	1986	2008	W, 19-0	Western Carolina	12	11	1	2006	2012	W, 7-5
Siena	2	2	0	2010	2010	W, 9-1	Western Illinois	7	2	5	1985	2004	W, 8-3
SIUE	1	1	0	2013	2013	W, 10-9	Western Kentucky	5	1	4	2002	2012	L, 2-3
South Alabama	1	0	1	2013	2013	L, 0-8	Western Michigan	1	1	0	2013	2013	W, 11-2
South Carolina	37	5	32	1987	2000	L, 0-8	Wichita State	3	1	2	1991	2001	W, 8-1
South Florida	14	4	10	1984	2001	L, 1-2	Wilmington (Ohio)	4	4	0	1986	1988	W, 19-0
SE Louisiana	19	13	6	1993	2012	W, 12-0	Winthrop	16	10	6	1985	2009	W, 6-1
SE Missouri St.	1	1	0	1992	1992	W, 18-1	Wisconsin-Oshkosh	1	0	1	1994	1994	L, 2-3
Southern Illinois	8	1	7	1988	1991	L, 2-3	Wisconsin	2	1	1	2006	2007	L, 4-5
Southern Miss.	5	3	2	1985	1999	L, 0-4	Wittenberg	2	2	0	1984	1984	W, 23-1
St. Augustine	1	0	1	1984	1984	L, 5-6	Wright State	5	3	2	1998	2005	L, 1-2
St. Bonaventure	1	1	0	2004	2004	W, 10-0							
St. Francis	1	1	0	2005	2005	W, 8-0							
St. John's	3	3	0	2000	2001	W, 3-0							
St. Joseph's	3	2	1	2004	2013	L, 3-9							
Saint Louis	3	2	1	1998	2004	W, 5-4							
St. Mary's	1	1	0	1986	1986	W, 11-15							
St. Peter's	2	2	0	1994	1994	W, 8-2							
Stephen F. Austin	1	1	0	2013	2013	W, 3-2							
Stetson	40	16	24	1986	2005	L, 0-2							
SUNY-Stonybrook	1	0	1	2005	2005	L, 0-2							
Southwest Missouri St.	1	1	0	2000	2000	W, 8-7							
Syracuse	3	1	2	2006	2011	L, 1-13							
Temple	2	1	1	1989	2010	W, 10-0							
Tennessee	1	0	1	2002	2002	L, 0-4							

2013 Opponents in Bold

Most Games	Most Wins	Best Win %*
Mercer 70	Samford 56	Limestone .916
Samford 68	Mercer 53	West Carolina .916
Georgia Tech 65	Furman 42	Belmont .909
Furman 65	Georgia Southern 38	Drexel .867
Georgia Southern 53	George Mason 28	UNC Charlotte .846
Jacksonville State 41	Drexel 26	Samford .824
Troy 41	UNCW 24	George Mason .800
Stetson 40	Jacksonville State 21	UNCW .774
Hofstra 38	Georgia Tech 21	Tennessee Tech .773
George Mason 35	Towson 20	Florida A&M .739

*Minimum 10 games