

GEORGIA STATE FOOTBALL



MAKE YOUR MOVE



GAME 3: GEORGIA STATE (0-2) vs. UTSA (2-0)

Sept. 15 • 6 p.m. ET • Georgia Dome • Atlanta, Ga.

GAME COVERAGE

GSU Radio Network, including Atlanta flagship WCFO-AM Newstalk 1160 and WMLB-AM 1690 as well as WGST AM 640 and FM 92.3. Announcers are Dave Cohen (play-by-play), Harper LeBel (analyst), and Sam Crenshaw (sideline).

THE KICKOFF

Georgia State returns home to host UTSA Saturday at 6 p.m. at the Georgia Dome in a matchup of two fledgling programs in the first year of the two-year transition to the Football Bowl Subdivision.

Both programs will also move to new conferences in 2013, with Georgia State, which began its program in 2010, going from the CAA to the Sun Belt Conference next fall and UTSA, which started play in 2011, moving from the Western Athletic Conference to Conference USA in 2013. Both will be fully eligible for conference titles and postseason bowl games in 2014-15.

The game also features the matchup of veteran head coaches with GSU's Bill Curry facing UTSA's Larry Coker, who won a national championship at Miami in 2001.

Georgia State (0-2) is looking for its first victory of the season following last week's 51-13 loss at Tennessee. Despite the score, the Panthers showed positives in every area. GSU features senior running back Donald Russell, who leads the CAA with 94.0 yards rushing per game, and versatile receiver Albert Wilson, who averages 142.5 all-purpose yards.

UTSA (2-0) opened the season with a 33-31 win at South Alabama-GSU's future conference foe in the Sun Belt-and then defeated TexasA&M-Commerce, 27-16. The Roadrunners are led by quarterback Eric Souza, who has passed for 374 yards and four touchdowns, and running back David Glasco II with 128 yards rushing and two scores.

SILVER LINING IN LOSS TO VOLS

Georgia State's third ever game against an FBS team resulted in a 51-13 loss at Tennessee, but despite the margin, the Panthers' play showed promise. GSU trailed just 7-3 at the end of the first quarter and stayed within 14-6 with five minutes to play in the first half.

Redshirt freshman quarterback Ben McLane showed much

FACTS	GEORGIA STATE	UTSA
Nickname	Panthers	Roadrunners
Location	Atlanta, Ga.	San Antonio, Texas
Enrollment	32,500	30,968
Affiliation	Year 1, FBS Transition	Year 1, FBS Transition
Conference	CAA Football (2012) Sun Belt (2013)	WAC (2012) Conference USA (2013)
Head Coach	Bill Curry	Larry Coker
Alma Mater	Georgia Tech, 1965	Northwestern State, 1970
Record at School	9-15 (3rd year)	6-6 (2nd year)
Career Record	92-120-4 (20th year)	66-21 (8th year)
Series Record	UTSA leads, 1-0	
Last Meeting	UTSA 17, Georgia State 14 (OT), Oct. 29, 2011	

improvement from his first collegiate game to his second. Despite playing without two of his top three receivers, McLane passed for 176 yards on 18 completions and converted three fourth downs with runs, including a 12-yard touchdown run on fourth and seven.

On defense, the Panthers' young defensive line forced two turnovers as noseguard Terrance Woodard recovered a fumble and freshman Joe Lockley grabbed an interception on a tipped ball.

GEORGIA STATE VS. UTSA

Georgia State and UTSA are meeting for the second straight year. Last season, the Roadrunners earned a 17-14 overtime victory at the Alamodome in San Antonio, Texas.

The game was the second of three straight overtime contests for Georgia State. UTSA's Sean Ianno tied the game with a 39-yard field goal with just 24 seconds left in regulation, and then the Roadrunners' placekicker booted the game-winning 32-yarder in the first overtime after GSU missed its field goal attempt in the extra session.

Georgia State's Donald Russell rushed for 87 yards and a touchdown, and Albert Wilson caught a 54-yard touchdown pass from Kelton Hill.

See page 7 for complete recap and boxscore.

2012 SCHEDULE & RESULTS

Date	Opponent (*CAA Games)	Time	Site	Series	Result
A. 30 (Thu.)	SOUTH CAROLINA STATE (CSS)	7:30 p.m.	Georgia Dome	0-2	hL 6-33
S. 8	at Tennessee (PPV/ESPN3)	4 p.m.	Neyland Stadium, Knoxville, Tenn.	0-1	aL 13-51
S. 15	UTSA	6 p.m.	Georgia Dome	0-1	
S. 22	RICHMOND *	3:30 p.m.	Georgia Dome	0-0	
S. 29	at William & Mary * (CSS)	7 p.m.	Walter J. Zable Stadium, Williamsburg, Va.	0-0	
O. 6	NEW HAMPSHIRE *	3:30 p.m.	Georgia Dome	0-0	
O. 13	at Rhode Island *	1 p.m.	Meade Stadium, Kingston, R.I.	0-0	
O. 20	VILLANOVA (Homecoming) *	3:30 p.m.	Georgia Dome	0-0	
O. 27	at James Madison *	3:30 p.m.	Bridgeforth Stadium, Harrisonburg, Va.	0-0	
N. 3	OLD DOMINION *	3:30 p.m.	Georgia Dome	0-2	
N. 10	at Maine *	2 p.m.	Morse Field/Alfond Stadium, Orono, Me.	0-0	

GENERAL INFORMATION

Full Name	Georgia State University
Location	Atlanta, Ga.
Founded	1913
Enrollment	32,500
Nickname	Panthers
Colors	Blue & White
Affiliation	NCAA Division I
Conference	Colonial Athletic Association
President	Dr. Mark P. Becker
Director of Athletics	Cheryl L. Levick
Athletics Phone	404.413.4000
Mailing Address	P.O. Box 3975 Atlanta, GA, 30302-3975
Website	GeorgiaStateSports.com
First Season of Football	2010
All-Time Record	9-15
Football Affiliation (2012)	FCS/First Year of FBS Transition
Football Conference	(2012) CAA Football (2013) Sun Belt Conference
Home Field	Georgia Dome
Capacity (Lower Bowl)	28,155
Surface	Field Turf

COACHING STAFF

Head Coach	Bill Curry
Alma Mater	Georgia Tech, 1965
Hired	June 12, 2008
Associate Head Coach/ Recruiting Coordinator/WRs	George Pugh
Offensive Coordinator/QBs	John Bond
Defensive Coordinator/Secondary	Anthony Midget
Running Backs	Joe Hamilton
Tight Ends/Offensive Line Assistant	Craig Harmon
Linebackers/Special Teams	Jason French
Offensive Line	Mike Riddle
Defensive Ends	Ricky Thomas
Defensive Tackles	Chris Ward

SPORTS COMMUNICATIONS

Associate AD for Communications/Football Contact:	
Allison George	O: 404.413.4032
email: ageorge@gsu.edu	C: 678.595.7728
Assistant AD for Communications:	
Charlie Taylor	O: 404.413.4031
email: ctaylor@gsu.edu	C: 404.556.2295
Associate Sports Information Director:	
Mike Holmes	O: 404.413.4033
email: rholmes@gsu.edu	C: 404.259.9716
Georgia Dome Press Box Phone:	404.223.4787

GSU VS. FBS

Georgia State has played one FBS program in each of its first three seasons, including two from the powerful Southeastern Conference.

Most recently, the Panthers fell to Tennessee, 51-13, at historic Neyland Stadium, last Saturday.

In the inaugural season of 2010, Georgia State played at defending national champion and 10th-ranked Alabama (l. 63-7), and last year the Panthers faced Houston and its record-setting quarterback, Case Keenum (l. 56-0).

HONORS & RECORDS FOR PUNTER HUBBARD

Georgia State punter Matt Hubbard garnered several honors for his record-breaking performance in the Panthers' season opener against South Carolina State.

The sophomore from Peachtree City, Ga., was named CAA Football Special Teams Player of the Week -- the first such honoree in GSU history -- and FCS National Special Teams Player of the Week by the Sports Network. He was also recognized as FCS National Punter of the Week by the College Football Performance Awards.

Hubbard averaged an eye-catching 62.2 yards on five punts, easily the best single-game average in GSU history.

Hubbard's average is better than both the NCAA FBS and FCS single-game records for punting average in a game with a minimum of five punts. However, because Georgia State is in the process of reclassifying from FCS to FBS, marks achieved by GSU players during the 2012 and 2013 seasons do not count as NCAA records.

The current FCS record for punting average in a game, with a minimum of five punts, is 61.5 yards, set by Eddie Johnson of Idaho State versus Cal Poly in 2002. The FBS record of 60.4 is shared by two players, Lee Johnson, BYU vs. Wyoming, 1983, and Quinn Sharp of Oklahoma State vs. Nebraska, 2010.

Hubbard's third punt of the night travelled a school-record 80 yards, and he also had boots of 58, 59, 55 and 59 yards.

After two games, Hubbard is averaging 51.5 yards per punt. The only other punter in FCS or FBS who is averaging better than 50 yards is Sean Sellwood of Utah at 52.6.

THE DONALD

Running back Donald Russell opened his senior season by rushing for 120 yards on just 12 carries against South Carolina State, his second straight 100-yard effort and third in a GSU uniform. Last season, the transfer from Kentucky became the first 100-yard rusher in school history when he gained 136 yards against South Alabama. He added a career-high 146 yards in the 2011 finale against Campbell.

Against SCSU, Russell raced 52 yards on his first carry of the season. That is his longest run for the Panthers but not the longest of his career; he had a 79-yard scamper as a freshman at Kentucky in 20009.

Russell, who led the Panthers with 665 yards and nine touchdowns in 2011, added 68 yards rushing and 33 yards receiving at Tennessee.

For the season, Russell is the leading rusher in the CAA with 94.0 yards per game.

RUNNING WITH PURPOSE

Versatile receiver Albert Wilson is averaging 142.5 all-purpose yards per game. The junior from Port St. Lucie, Fla., is the Panthers' leading receiver with 11 catches for 118 yards. He also averages 12.5 yards on punt returns and 25.0 yards on kickoff returns.

Wilson is GSU's career leader with 2,427 all-purpose yards (115.6 ypg).

HEY JOE - TRUE FRESHMEN DEFENDERS MAKE IMPACT

A pair of true freshmen defenders are making a strong impact on the Georgia State defense in Joseph Peterson and Joe Lockley.

Peterson, from Dothan, Ala., earned a starting berth at middle linebacker and is Georgia State's second-leading tackler with 17 hits in two games. In his debut against South Carolina State, he was the Panthers' second-leading tackler with eight hits, including a tackle for loss. After that performance, he served as a game captain for the Panthers' game at Tennessee and made nine tackles against the Vols.

As a senior at Dothan High, Peterson was a first-team all-state in Class 6A by the Alabama Sportswriters Association. He made 112 tackles, including eight tackles for loss and four sacks. On offense, he ran for 669 yards and 12 touchdowns.

GSU FOOTBALL TIMELINE

November 2006	Football feasibility study completed
Apr. 15, 2007	Dan Reeves named football consultant
Apr. 17, 2008	Georgia State officially launches its football program
June 12, 2008	Bill Curry named head coach
July 1, 2008	Coach Curry officially begins his duties
August 2008	First six assistant coaches hired
Nov. 20, 2008	Ground-breaking for new practice facility at 188 MLK
Jan. 4, 2009	First scholarship player, Mark Hogan, enrolls
Feb. 4, 2009	GSU signs first recruiting class
Feb. 25, 2009	Cheryl L. Levick named Director of Athletics
June 11, 2009	GSU admitted to CAA Football, beginning in 2012
Aug. 11, 2009	First team of 71 players reports
Aug. 14, 2009	Georgia State's first football practice held at NFL YET facility
Sept. 2, 2009	Inaugural schedule released
Fall 2009	First team conducts 60 practices
Dec. 7, 2009	Season tickets go on sale
Feb. 3, 2010	Second recruiting class signs
Mar. 23, 2010	First spring practice begins
Mar. 27, 2010	First workout on new field at GSU Practice Complex
Apr. 10, 2010	Over 3,000 fans watch first Spring Scrimmage at the Georgia Dome
Aug. 3, 2010	Inaugural team reports for preseason
Aug. 4, 2010	Preseason practice begins
Sept. 2, 2010	Inaugural football game at Georgia Dome: GSU 41, Shorter 7
2011	Georgia State plays as an NCAA FCS Independent
Apr. 9, 2012	GSU accepts invitation to join Sun Belt Conference in July 2013
Apr. 21, 2012	Christo Bilukidi is the first Panther drafted by NFL (Oakland, 6th)
2012	GSU begins FBS transition and plays its only season of CAA Football
2013	GSU will play its first season in Sun Belt Conference
2014	GSU will be eligible for Sun Belt title and postseason bowl games

Defensive tackle Joe Lockley of Portal, Ga., is a top backup on the defensive line. Against Tennessee, he came up with an interception on a tipped ball. Perhaps the strongest player on the team, Lockley was an honorable mention all-state selection at tiny Portal High in South Georgia.

FINAL SEASON FOR CURRY

Georgia State head coach Bill Curry announced during preseason camp that the 2012 season will be his last on the sideline. Curry was named GSU's first head coach on June 12, 2008 and has guided the program through its infancy. The former head coach at Georgia Tech, Alabama and Kentucky is entering his 20th season as a collegiate head coach. He will remain at Georgia State as a special assistant to Director of Athletics Cheryl L. Levick and President Mark Becker.

YEAR ONE OF FBS TRANSITION

Season three of Georgia State football marks another significant milestone for the program as the Panthers begin their two-year transition to the Football Bowl Subdivision (FBS) and the Sun Belt Conference while playing their first and only season of CAA Football.

The Panthers will play a full CAA schedule this fall but are not eligible for the CAA championship or the FCS playoffs. In 2013, Georgia State will play a full Sun Belt schedule but will not be eligible for the conference title or for postseason bowl games until 2014.

WHAT IS THIS STUFF?

Georgia State's game at Tennessee was just the third time in three seasons that the Panthers played a game on natural grass. It was also the first time the Panthers played a game in the rain.

GSU's first two games on natural turf were also at FBS opponents with the 2010 game at Alabama's Bryant-Denny Stadium and the 2011 contest at Houston's Robertson Stadium.

McLANE TAKES THE REINS

For the third time in three seasons, the Panthers started a quarterback in the opening game who was under center in a collegiate game for the first time. Redshirt freshman Ben McLane from Snellville, Ga., earned the starting berth in spring practice and made his debut against South Carolina State.

24 AND COUNTING

Junior right tackle Grant King, the only returning starter on Georgia State's offensive line, is also the only current player who has started all 24 games in the Panthers' brief history. The Columbia, S.C., native was a member of GSU's first recruiting class in 2009.

Just two other Panthers have played in all 23 games: linebackers Akeen Felder and Robert Ferguson.

MR. CONSISTENCY

Junior Danny Williams has caught at least one pass in every game he has played for Georgia State, and he had caught a pass in every game the Panthers had played until missing the Tennessee game due to injury.

After two-plus seasons, Williams has a GSU-record 87 career receptions for 1,177 yards (second in GSU annals) and eight touchdowns.

Williams led GSU in receptions (54), receiving yards (649) and touchdown catches (5) during the inaugural season of 2010. Last season, he had 30 catches for 485 yards and two scores.

He also owns the Panthers' single-game record for receptions (11 vs. Old Dominion in 2010). He has four of the seven 100-yard games in GSU history.

WILSON EARNS PRESEASON RECOGNITION

Georgia State wide receiver Albert Wilson was tabbed to the preseason All-Colonial Athletic Association second team by Phil Steele's FCS College Football Preview.

The junior from Port St. Lucie, Fla., was also named to the College Football Performance Awards watch lists for top FCS wide receiver, punt returner and kickoff returner.

OPPONENTS' SCORES & SCHEDULES

JAMES MADISON (2-0)

S01	St. Francis (Pa.).....	hW 55-7
S08	Alcorn State.....	hW 42-3
S15	vs. West Virginia.....	4:30 p.m.
S22	at Rhode Island.....	1 p.m.
O06	Towson.....	1 p.m.
O13	William & Mary.....	3:30 p.m.
O20	at Richmond.....	3:30 p.m.
O27	Georgia State.....	3:30 p.m.
N03	at Maine.....	3:30 p.m.
N10	at Villanova.....	1 p.m.
N17	Old Dominion.....	7 p.m.

MAINE (0-1)

S08	at Boston College.....	aL 3-34
S15	at Bryant.....	1 p.m.
S22	Albany.....	6 p.m.
S29	Villanova.....	3:30 p.m.
O06	at Delaware.....	3:30 p.m.
O13	at Towson.....	7 p.m.
O20	New Hampshire.....	12 p.m.
O27	at William & Mary.....	3:30 p.m.
N03	James Madison.....	3:30 p.m.
N10	Georgia State.....	2 p.m.
N17	at Rhode Island.....	12 p.m.

NEW HAMPSHIRE (1-1)

A30	at Holy Cross.....	aW 38-17
S08	at Minnesota.....	aL 7-44
S15	Central Conn. St.....	12 p.m.
S22	at Old Dominion.....	12 p.m.
S29	Delaware.....	12 p.m.
O06	at Georgia State.....	3:30 p.m.
O13	Richmond.....	12 p.m.
O20	at Maine.....	12 p.m.
O27	at Rhode Island.....	12 p.m.
N03	William & Mary.....	12 p.m.
N17	Towson.....	12 p.m.

OLD DOMINION (2-0)

S01	Duquesne.....	hW 57-23
S08	at Hampton.....	hW 45-7
S15	Campbell.....	6 p.m.
S22	New Hampshire.....	12 p.m.
S29	at Richmond.....	3:30 p.m.
O13	Villanova.....	3:30 p.m.
O20	at Towson.....	7 p.m.
O27	Delaware.....	12 p.m.
N03	at Georgia State.....	3:30 p.m.
N10	William & Mary.....	12 p.m.
N17	at James Madison.....	7 p.m.

RHODE ISLAND (0-1)

S08	at Monmouth.....	aL 6-41
S15	at Villanova.....	3:30 p.m.
S22	James Madison.....	1 p.m.
S29	at Bowling Green.....	3:30 p.m.
O06	Brown.....	1 p.m.
O13	Georgia State.....	1 p.m.
O20	at Delaware.....	3:30 p.m.
O27	New Hampshire.....	12 p.m.
N03	at Richmond.....	6 p.m.
N10	at Towson.....	3:30 p.m.
N17	Maine.....	12 p.m.

RICHMOND (1-1)

S01	at Virginia.....	aL 19-43
S08	Gardner-Webb.....	hW 41-8
S15	at VMI.....	1:30 p.m.
S22	at Georgia State.....	3:30 p.m.
S29	Old Dominion.....	3:30 p.m.
O06	at Villanova.....	6 p.m.
O13	at New Hampshire.....	12 p.m.
O20	James Madison.....	3:30 p.m.
N03	Rhode Island.....	6 p.m.
N10	Delaware.....	3:30 p.m.
N17	at William & Mary.....	1:30 p.m.

S.C. STATE (1-1)

A30	at Georgia State.....	aW 33-6
S08	Bethune-Cookman.....	hL 14-27
S15	at Arizona.....	7:30 p.m.
S22	at Texas A&M.....	TBA
S29	Norfolk State.....	2 p.m.
O06	at NC Central.....	2:30 p.m.
O13	at Delaware State.....	1:30 p.m.
O20	at Florida A&M.....	6 p.m.
O27	Howard.....	1:30 p.m.
N10	at N.C. A&T.....	1:30 p.m.
N17	at Savannah State.....	1:30 p.m.

TENNESSEE (2-0)

A31	vs. NC State.....	nW 35-21
S08	Georgia State.....	hW 51-13
S15	Florida.....	TBA
S29	at Georgia.....	TBA
S22	Akron.....	TBA
O13	at Mississippi State.....	TBA
O20	Alabama.....	TBA
O27	at South Carolina.....	TBA
N03	Troy.....	TBA
N10	Missouri.....	TBA
N17	at Vanderbilt.....	TBA
N24	Kentucky.....	TBA

UTSA (2-0)

A30	at South Alabama.....	aW 33-31
S08	Texas A&M-Comm.....	hW 27-16
S15	at Georgia State.....	6 p.m.
S22	NW Oklahoma State.....	2 p.m.
S29	at New Mexico State.....	8 p.m.
O13	at Rice.....	3:30 p.m.
O20	San Jose State.....	2 p.m.
O27	Utah State.....	2 p.m.
N03	at Louisiana Tech.....	4 p.m.
N10	McNeese State.....	5 p.m.
N17	at Idaho.....	5 p.m.
N24	Texas State.....	2 p.m.

VILLANOVA (1-1)

A31	at Temple.....	aL 10-41
S08	Fordham.....	hW 28-13
S15	Rhode Island.....	3:30 p.m.
S22	at Penn.....	3:30 p.m.
S29	at Maine.....	3:30 p.m.
O06	Richmond.....	6 p.m.
O13	at Old Dominion.....	3:30 p.m.
O20	at Georgia State.....	3:30 p.m.
O27	Towson.....	3:30 p.m.
N10	James Madison.....	1 p.m.
N17	at Delaware.....	3:30 p.m.

WILLIAM & MARY (0-2)

S01	at Maryland.....	aL 6-7
S08	Lafayette.....	hL 14-17
S15	at Towson.....	12 p.m.
S22	Delaware.....	7 p.m.
S29	Georgia State.....	7 p.m.
O06	at Penn.....	3:30 p.m.
O13	at James Madison.....	3:30 p.m.
O27	Maine.....	3:30 p.m.
N03	at New Hampshire.....	12 p.m.
N10	at Old Dominion.....	12 p.m.
N17	Richmond.....	1:30 p.m.

Wilson was GSU's leading receiver in 2011 with 37 catches for 772 yards (20.9 yds per catch) and six touchdowns in nine games. He ranked eighth in the nation in punt returns (11.9), 20th in receiving yards per game (85.8) and 29th in all-purpose yards (134.4).

The 5-9, 195-pound speedster has career totals of 67 receptions and a GSU career record 1,184 receiving yards. His eight touchdown catches are tied for the GSU career record, and all eight are 28 yards or longer, including three over 50 yards. Wilson is the Panthers' career leader in all-purpose yards with 2,427 (115.6 pg).

BILUKIDI CHASES NFL DREAMS

Defensive lineman Christo Bilukidi made history as the first Panther to be drafted by the NFL when he was selected in the sixth round of the 2012 NFL Draft by the Oakland Raiders.

After surviving final cuts, he now looks to become just the second former Georgia State athlete to play in a regular-season game in one of the four major sports leagues. The only other Panther to do so was basketball player Lanard Copeland, who spent time with the NBA's Philadelphia 76ers and Los Angeles Clippers, last playing in a regular-season game for the Clippers on Nov. 30, 1991 with a four-minute stint against the Charlotte Hornets.

Bilukidi's teammate last year, linebacker Jake Muasau, signed a free agent contract with the New York Giants but was waived during final cuts.

A third senior from last year's squad, safety Brandon Jones, was actually the first GSU football alumnus to play in a professional game when he appeared in the Arena Football League, playing for the Tampa Bay Storm.

Georgia State actually had an alumnus in professional football long before the school had a football team. Former GSU soccer player Keith Gispert, a standout for the Panthers from 1996-98, was a kicker in the Arena League for the Chicago Rush and Georgia Force from 2003-07.

HOGAN PULLS DOUBLE DUTY

Junior inside linebacker Mark Hogan was the first scholarship football player in Georgia State history when he enrolled in January 2009. In 2001, he achieved another first as the football program's first two-sport athlete. Hogan played for the GSU baseball team last spring as a left-handed hitting outfielder. He saw action in 42 games and had the team's top batting average (.319) and on-base percentage (.448) with two home runs and 13 RBI.

Hogan also found time in the spring to earn his bachelor's degree in finance and is now pursuing a second degree.

FIVE GRADUATES

This year's Georgia State team features five student-athletes who have already earned a degree from GSU.

Two of the graduates are actually juniors in terms of eligibility. Offensive lineman Michael Davis graduated last spring in real estate and has begun work on his MBA. Linebacker Mark Hogan graduated in finance and is now completing a second major in managerial sciences.

Senior linebacker Akeen Felder is working on a minor in hospitality management after graduating in sociology. Running back Rosevelt Watson also graduated in sociology and is now completing a second major in math education, and running back Malcolm Smith graduated in film and video and is completing a second major in computer information systems.

WHAT COULD HAVE BEEN

Georgia State looks to reverse its trend of close losses that resulted in 2011's 3-8 record, which could have been much different with just a few plays. The Panthers stood at 2-5 after an overtime victory over South Alabama and looked to put together a strong finish. But GSU dropped its next three games by a total of 13 points, including overtime losses to UTSA (17-14) and St. Francis (30-27) and a 30-23 defeat at West Alabama.

WEEKLY AWARDS

MATT HUBBARD, P:

CAA Special Teams Player of the Week (Sept. 3); Sports Network National Special Teams Player of the Week (Sept. 3); CFPA National Punter of the Week (Sept. 3)

NFL FACILITIES

Georgia State is one of just nine Division I programs to play its home games in the same facility as an NFL team. The others are Miami, Pittsburgh, San Diego State, Temple, Tulane, USF, Tennessee State and UMass.

FREE FOOTBALL

In Georgia State's first two seasons of football, five of the Panthers 22 games were decided in overtime. In the inaugural season of 2010, the Panthers split a pair of overtime games. Last season, Georgia State played three straight overtime games, including a double-overtime victory of South Alabama. All but one were played at the Georgia Dome.

9-18-10	Jacksonville State.....	hL	27-34
10-16-10	North Carolina Central.....	hW	20-17
10-22-11	South Alabama.....	hW	27-20 (2 ot)
10-29-11	at UTSA.....	aL	14-17
11-5-11	St. Francis (Ill.).....	hL	27-30

FATHERS & SONS

Two members of the Georgia State team are the sons of head coach Bill Curry's former players at Georgia Tech.

Mark Hogan, Jr. was GSU's first scholarship football player when he enrolled in January 2009. His father, Mark, Sr., played for Curry at Tech from 1982-85. Mark, Jr., spent the spring 2009 semester as a team of one, working out by himself.

The father of redshirt freshman safety Nick Henderson, Steve Henderson, played for Curry at Georgia Tech in the early 1980s.

In addition, redshirt freshman defensive lineman McClain Head is the nephew of Tony Head, a running back at Tech when Curry was an assistant coach in 1976.

ANOTHER FAMOUS FATHER

Sophomore cornerback Brent McClendon is the son of former Chicago Bears running back Willie McClendon. The elder McClendon starred at Georgia, where he was the 1978 Southeastern Conference Player of the Year. Brent's older brother, Bryan, also played at Georgia and is now the running backs coach for the Bulldogs.

PANTHERS ON THE AIR

GSU RADIO NETWORK

- Atlanta Flagship.....WCFO-AM 1160
- Atlanta.....WMLB-AM 1690
- Atlanta (Night games).....WGST-AM 640
- Atlanta (Night games).....WGST FM 92.3
- Gainesville.....WGTJOAM 1330
- Clayton.....WRBN-FM 104.1
- Elberton.....WSGC-FM 96.5
- Elberton.....WSGC-AM 1400
- Hawkinsville.....WQXZ-FM 103.9
- Claxton/Savannah.....WMCD-FM 107.3
- Warner Robins/Macon.....WRWR-AM 1350

BILL CURRY RADIO SHOW

The weekly radio show featuring the Georgia State head coach airs Mondays during football season from 4-5 p.m. ET on Newstalk 1160 (WCFO-AM). It is also streamed live at Newstalk1160.com.

INSIDE GEORGIA STATE FOOTBALL WITH HEAD COACH BILL CURRY

The weekly television show featuring Georgia State football airs in Atlanta and around the Southeast on Thursdays at 4 p.m. ET on CSS-TV.

SC STATE 33, GEORGIA STATE 6

**Game 1: Aug. 30, 2012 • 7:30 p.m. (CSS)
Georgia Dome • Atlanta, Ga.**

Richard Cue was just too much for Georgia State in Thursday's 2012 season opener. The South Carolina State quarterback threw for 300 yards and three touchdowns as the Bulldogs defeated the Panthers, 33-6 in front of 18,921 at the Georgia Dome.

Georgia State scored on its first possession of the second half, getting a 25-yard field goal from Matt Ehasz to get to within 14-6. But the hosts never got closer.

On the ensuing drive, Cue, who a year ago threw for just 900 yards in nine games, completed all three of his pass attempts, including a 13-yard touchdown toss to Tyler McDonald that put the Bulldogs up 21-6.

In between two Georgia State drives-one that ended on a punt and the other when Ehasz's 36-yard field goal attempt was wide right-Nick Belcher kicked a pair of field goals from 20 and 27 yards, the last of which capped a 17-play drive and made it 27-6 with just under six minutes to play.

"Obviously a huge disappointment," said Georgia State coach Bill Curry. "We have a good football team and we'll continue to work very hard. We will not concede anything. (South Carolina State) played well, did a lot of things well, better than we did. We'll learn from it, go back to work and we'll be a good football team this year. We'll go back to work tomorrow morning and keep working until we perform the way we can."

A late touchdown pass helped South Carolina State build a 14-3 halftime lead. With 40 seconds left in the second quarter, Cue led the visiting Bulldogs on a two-play drive, culminating in a 22-yard touchdown toss to McDonald. The junior wide receiver made a great catch, then tight-roped the sideline and reached the end zone.

Georgia State, kicking off its third season and final one under coach Bill Curry, had cut the deficit to 7-3 on a 36-yard field goal by Matt Ehasz. But the Panthers couldn't capitalize after Cue was intercepted for the second time in the half, this time by Brent McClendon with 5:40 to play in the second. Ehasz's 24-yard attempt hit the right upright to keep it a four-point game.

"We had plenty of chances. We had a good chance coming out during the second half," said Curry. "When we get in the red zone, we have to score. And we just didn't do that."

South Carolina State struck first. On a third-and-seven deep in their own territory, the Bulldogs got a 73-yard touchdown connection from Cue to Lennel Elmore to make it 7-0 just 54 seconds into the game.

Georgia State had a pair of record-breaking plays in the opening half. Senior running back Donald Russell (120 yards on 12 carries) tied teammate Kelton Hill for the fourth-longest run from scrimmage in the Panthers' three-year history with a 52-yard scamper midway through the first quarter. That gave the Panthers the ball at the South Carolina State 32-yard line, but the drive stalled after three short runs and an incompletion on fourth-and-two.

Punter Matt Hubbard bested his own school record with an 80-yard punt that pinned South Carolina State to its two-yard line. Hubbard's previous best was a 64-yarder against Texas-San Antonio in October, 2011.

That set up the Panthers' defense, which came up with a big stop on third-and-two to force a punt.

Redshirt-freshman Ben McLane, making his first collegiate start at quarterback, came through with his first big play, hooking up with Danny Williams for a 20-yard completion. It allowed Ehasz to boot his field goal with 6:33 left until halftime.

McLane struggled in his debut but was under heavy pressure the entire night. He completed just 7 of 15 passes for 54 yards and was sacked five times.

"We'd told him that this would be faster than anything he'd seen. But he will adjust in time," Curry said of McLane. "I'm not sure he really got a fair chance to show what he can do"

Hill relieved McLane on a number of possessions, and the redshirt-junior was 7 of 13 for 76 yards.

Late in the game, Georgia State was driving when Parris Lee fumbled, Dominique Mitchell recovered and returned it 68 yards for a touchdown and a 33-6 cushion.

SC STATE	7	7	7	12	-	33
GEORGIA STATE	0	3	3	0	-	6

SCORING SUMMARY

SCSU-Elmore 72 Pass from Cue (Belcher Kick)	SCSU 7-0
14:06-1st, (3-75, 0:54)	
GSU-Ehasz 36 FG, 6:33, 2nd (6-21, 2:49)	SCSU 7-3
SCSU-McDonald 22 Pass from Cue (Belcher Kick),	SCSU 14-3
0:14-2nd, (2-23, 0:26)	
GSU-Ehasz 25 FG, 10:56, 3rd (12-64, 3:59)	SCSU 14-6
SCSU-McDonald 13 Pass from Cue (Belcher Kick),	SCSU 21-6
6:32-3rd, (9-73, 4:18)	
SCSU-Belcher 21 FG, 14:17, 4th (11-76, 5:23)	SCSU 24-6
SCSU-Belcher 26 FG, 5:40, 4th (17-70, 7:23)	SCSU 27-6
SCSU-Mitchell 68 Fumble Return (Belcher Kick Failed)	SCSU 33-6
1:14, 4th	
Attendance-18,921	

TEAM STATISTICS.....	SCSU	GSU
First Downs (R-P-Pen).....	25 (12-12-1)	12 (7-4-1)
Rushing (Att-Yards-TD).....	49-188-0	30-99-0
Passing Yards.....	300	130
Passes (Cmp-Att-Int).....	19-29-2	14-28-1
TOTAL OFFENSE (Plays-Yds).....	78-488	58-229
Punts (No.-Avg-Net).....	5-42.8-33.8	5-62.2-53.2
Fumbles-Lost.....	0-0	2-2
Penalties.....	12-101	3-20
Sacks By.....	6-47	0-0
3rd Down Conversions.....	9-17	2-13
4th Down Conversions.....	0-0	0-1
Time of Possession.....	35:40	24:20

RUSHING LEADERS

SCSU-Pendergrass 11-50; Cue 9-47; Simmons 18-37; Elmore 3-26
GSU-Russell 12-120; Hill 7-9; Lee 2-4; Evans 1-2; McLane 7-(-34)

PASSING LEADERS

SCSU-Cue 19-29-2, 300, 3 TD
GSU-McLane 7-15-0, 54; Hill 7-13-1, 76

RECEIVING LEADERS

SCSU-Davis 10-110; Elmore 3-117, 1 TD; McDonald 3-52, 2 TD
GSU-Wilson 3-44; DWilliams 3-43; Lee 2-5; Carter 1-17; Minor 1-9; Blair 1-4; Russell 1-4; Hill 1-2; Evans 1-2

TENNESSEE 51, GEORGIA STATE 13

**Game 2: Sept. 8, 2012 • 4 p.m. (ESPN3)
Neyland Stadium • Knoxville, Tenn.**

Playing just its third game ever against a Football Bowl Subdivision opponent, Georgia State (0-2) fell, 51-13, at Tennessee (2-0) at Neyland Stadium.

"We fought and scratched every step of the way," said GSU head coach Bill Curry. "Are we playing the error-free football we need to, no. But we're playing with a lot of effort and we'll learn from this experience."

"We showed much more grit and determination this game than last week, and we'll show more next week and the next week," he added.

Tennessee's Tyler Bray completed 18 of 20 passes for 310 yards and four touchdowns, three of them to Justin Hunter, who finished with eight catches for 146 yards.

"Tennessee's execution in the passing game was superb," said Curry. "We were taught some painful lessons by a great receiving corps and a potentially great quarterback. He was really delivering the ball in rhythm."

Despite the final score, the Panthers had bright spots in all phases.

Quarterback Ben McLane, the redshirt freshman playing just his second college game before 87,821 fans, was 18-for-41 for 146 yards. He converted three fourth downs with runs, and he scored the Panthers' only touchdown on a 12-yard scramble.

"He did a lot of great things today, and he also did some truly freshman things," Curry said of McLane, who at times had trouble handling the shotgun snaps.

Albert Wilson caught eight passes for 74 yards, and Donald Russell added 68 yards on the ground on 15 carries.

On defense, the GSU defensive line came up with a pair of turnovers as Terrance Woodard recovered a fumble and Joe Lockley grabbed an interception on a tipped ball.

Punter Matt Hubbard was impressive again, averaging 44.8 yards on eight punts, and placekicker Christian Benvenuto booted field goals of 32 and 30 yards.

Georgia State trailed just 7-3 after one quarter. After Tennessee took the opening kickoff and drove 78 yards on 13 plays, the Panthers answered with a long drive of their own, moving 60 yards on 14 plays for a field goal.

Facing third-and-25 on their own 25-yard line following a clipping penalty, McLane found Wilson for 24 yards to the 49. GSU then converted the fourth-and-one as McLane rambled seven yards up the middle on a quarterback keeper.

After Russell ran 26 yards before he was tripped up a the three, the Panthers had to settle for a 32-yard field goal by Christian Benvenuto.

Tennessee began its next possession in great field position at the GSU 39 after a 61-yard kickoff return by Cordarelle Patterson, but after one first down, the Panther defense held on three straight plays and forced a 38-yard field goal attempt, which Michael Palardy missed.

The GSU defense forced a three-and-out on the Vols' next possession, but a 35-yard punt return but UT in business again at the GSU 40, and this time, Bray needed just two plays, hitting Hunter for 21 yards and then tight end Mychal Rivera for the 19-yard touchdown and a 14-3 lead with 11 minutes left in the half.

But the Panthers cut the deficit to 14-6 late in the second quarter as Benvenuto booted his second field goal from 30 yards with 5:31 left in the half. The drive started after Woodard recovered a fumble at the UT 41.

McLane's fourth-quarter touchdown was a 12-yard run on fourth-and-seven to cap a 12-play, 80-yard drive.

The Panthers played much of the game without two of their top three receivers. Danny Williams did not play due to the lingering effects of an ankle injury he sustained last game. Jordan Giles left the game with a shoulder injury after catching two passes for 34 yards in the first quarter.

GEORGIA STATE	3	3	0	7	-	13
TENNESSEE.....	7	21	13	10	-	51

LAST MEETING WITH UTSA

UTSA 17, GEORGIA STATE 14 (OT)

Game 8: Oct. 29, 2011 • 1:30 p.m. ET (Longhorn) Alamodome • San Antonio, Texas

One week after earning dramatic overtime victory, Georgia State was the victim in overtime, falling at UTSA, 17-14, Saturday at the Alamodome.

UTSA's (3-5) Sean Ianno tied the game with a 39-yard field goal with just 24 seconds left in regulation, and then the Roadrunners' placekicker booted the game-winning 32-yarder in the first overtime after GSU missed its field goal attempt in the extra session.

Georgia State (2-6) used the running of Donald Russell, who finished with 87 yards on 21 carries, and the passing combination of Kelton Hill-to-Albert Wilson to take a 14-0 lead in the first half before the Roadrunners began to chip away.

The GSU defense appeared to seal the victory with pass breakups by Demarius Matthews and Demazio Skelton on third and fourth down, respectively, giving the Panthers the ball at the UTSA 31 with a 14-11 lead and 3:42 left. But three plays netted just three yards, and Christian Benvenuto missed a 45-yard field goal.

That allowed UTSA to move in position for the tying field goal. Quarterback Eric Soza, who passed for 189 yards, hit a 17-yard completion to Brandon Freeman on fourth down, and then found Freeman again for another 17 yards for a first down at the GSU 30.

In the overtime, GSU went on offense first and its possession began with a false start penalty, and ended with Benevenuto unable to hit a 48-yard field goal.

"UTSA is a good team, but this is a very disappointing loss because we just kept making mistakes and shooting ourselves in the foot," said GSU head coach Bill Curry.

"We've got to be able to run the ball when we need to, even if the other team knows we're going to run it, and we didn't get that done," he continued.

After a scoreless first quarter, Georgia State got on the board on Russell's 24-yard touchdown run, on which he appeared stopped behind the line of scrimmage before reversing field and outracing the defense to the end zone.

Russell's team-leading ninth touchdown of the season capped an eight-play drive that covered 97 yards, the longest drive in school history. The previous long was a 90-yard march against Murray State.

After a squib kickoff and a 23-yard completion from Soza to Evan Okotcha, UTSA had a first down at the GSU 35, but the Panther defense held and forced the Roadrunners to try a 50-yard field goal that fell short, and put Georgia State back on offense.

On first down from the GSU 46, Hill found Wilson behind the defense for a 54-yard touchdown, the third time in the last two games that those two have hooked up for a scoring pass of more than 50 yards.

The Panthers looked to take the shutout into the locker room, but back-to-back roughing the passer penalties allowed UTSA to get in position for Ianno's 30-yard field goal just six seconds before the intermission.

The third quarter was also scoreless, Georgia State held its 14-3 lead until UTSA completed a 12-play, 80-yard drive, capped by a nine-yard scoring run by Chris Johnson. Soza then hit Freeman for the two-point conversion to pull the Roadrunners within three with 14 minutes to play. Georgia State appeared to have the drive stopped early on, but an offside penalty nullified a third-down incompletion, and UTSA capitalized.

"That one definitely hurts because we had it in our grasp," said outside linebacker Jake Muasau, who finished with a game-high 10 tackles, two tackles for loss and an interception. "We have to learn from this and move on."

Hill, making his second straight start, completed six of 15 passes for 91 yards and rushed 11 times for 46 yards. The Panthers managed 164 yards rushing as a team.

Freshman punter Matt Hubbard had his best day, averaging 47 yards on five punts, including a 64-yarder that set the GSU record for longest punt.

GEORGIA STATE	0	14	0	0	0	-	14
UTSA.....	0	3	0	11	3	-	17

SCORING SUMMARY

GSU-Russell 24 Run (Benvenuto Kick),	6:28, 2nd,	GSU 7-0
(8-97, 4:11)		
GSU-Wilson 54 Pass from Hill (Benvenuto Kick),	GSU 14-0	
3:44, 2nd (3-67, 1:18)		
UTSA-Ianno 30 FG, 0:06, 2nd (10-48, 3:38)	GSU 14-3	
UTSA-Johnson 9 Run (Freeman Pass from Soza),	GSU 14-11	
14:00, 4th (12-80, 6:23)		
UTSA-Ianno 39 FG, 0:24, 4th (9-50, 1:35)	14-14	
UTSA-Ianno 32 FG, OT (4-9)	UTSA 17-14	
Attendance-25,977		

TEAM STATISTICS..... GSU UTSA

First Downs (R-P-Pen).....	16 (8-3-5)	16 (5-8-3)
Rushing (Att-Yards-TD).....	44-164-1	35-108-1
Passing Yards.....	91	189
Passes (Cmp-Att-Int).....	6-15-0	17-34-1
TOTAL OFFENSE (Plays-Yds).....	59-255	69-297
Punts (No.-Avg-Net).....	5-47.0-38.0	5-39.0-32.0
Fumbles-Lost.....	1-0	0-0
Penalties.....	7-60	7-90
Sacks By.....	1-4	1-4
3rd Down Conversions.....	3-13	5-17
4th Down Conversions.....	0-0	1-2
Time of Possession.....	31:19	28:41

RUSHING LEADERS

GSU-Russell 21-87, 1 TD; Hill 11-46; Evans 6-26; PLee 2-11; McCray 1-1; Giles 1-1
UTSA-Johnson 9-33, 1 TD; Okotcha 9-28; Armstrong 4-23; Soza 8-11

PASSING LEADERS

GSU-Hill 6-15-0, 91, 1 TD
UTSA-Soza 17-34-1, 189

RECEIVING LEADERS

GSU-Wilson 1-54; AWilliams 1-16; DWilliams 1-13; Giles 1-4; PLee 1-3; Evans 1-1
UTSA-Jones 6-52; Freeman 2-34; Johnson 2-27; Armstrong 2-24; Harrison 2-5

SCORING SUMMARY

UT-Neal 1 Run (Palardy Kick)	UT 7-0
10:46-1st, (13-78, 4:14)	
GSU-Benvenuto 32 FG, 4:06, 1st (14-60, 6:40)	UT 7-3
UT-Rivera 19 Pass from Bray (Palardy Kick),	UT 14-3
10:58-2nd, (2-40, 0:30)	
GSU-Benvenuto 30 FG, 5:37, 2nd (9-28, 3:01)	UT 14-6
UT-Hunter 25 Pass from Bray (Palardy Kick),	UT 21-6
4:11-2nd, (4-73, 1:20)	
UT-Hunter 11 Pass from Bray (Palardy Kick),	UT 28-6
1:29-2nd, (3-79, 0:41)	
UT-Neal 5 Run (Palardy Kick Failed),	UT 34-6
11:11-3rd, (6-72, 2:36)	
UT-Hunter 19 Pass from Bray (Palardy Kick),	UT 41-6
8:02-3rd, (4-62, 1:18)	
UT-Brodus 25 FG, 8:38, 4th (14-47, 5:26)	UT 44-6
UT-Watson 2 Run (Brodus Kick),	UT 51-6
5:47-4th, (5-20, 1:30)	
GSU-McLane 12 Run (Benvenuto Kick),	UT 51-13
0:58-4th, (12-80, 4:42)	
Attendance-87,821	

TEAM STATISTICS..... GSU UT

First Downs (R-P-Pen).....	22 (8-11-3)	27 (9-18-0)
Rushing (Att-Yards-TD).....	41-87-0	43-184-3
Passing Yards.....	176	374
Passes (Cmp-Att-Int).....	18-41-1	22-28-1
TOTAL OFFENSE (Plays-Yds).....	82-263	71-558
Punts (No.-Avg-Net).....	8-44.8-39.0	2-33.0-33.0
Fumbles-Lost.....	7-1	2-1
Penalties.....	4-35	6-57
Sacks By.....	0-0	3-26
3rd Down Conversions.....	4-19	5-13
4th Down Conversions.....	3-4	2-2
Time of Possession.....	34:18	25:42

RUSHING LEADERS

GSU-Russell 15-68; Watson 6-18; Wilson 2-17; Lee 2-11; Sweeting 1-7; Evans 3-3; Ogbuehi 1(-1); McLane 10(-21)
UT-Neal 13-65, 2 TD; Young 8-46; Lane 8-31; Watson 7-27, 1 TD

PASSING LEADERS

GSU-McLane 18-41-1, 176
UT-Bray 18-20-0, 310, 4 TD; Worley 4-8-1, 64

RECEIVING LEADERS

GSU-Wilson 8-74; Giles 2-34; Russell 2-33; Minor 2-18; Blair 1-7; Lee 1-5; Sweeting 1-3; Ogbuehi 1-2
UT-Hunter 8-146, 3 TD; Rivera 4-70, 1 TD; Patterson 3-71; Carter 2-35; Young 2-11

HEAD COACH BILL CURRY

BILL CURRY is the architect and builder of GEORGIA STATE UNIVERSITY FOOTBALL as the program's first head coach.

An Atlanta native and former head coach at Georgia Tech, Alabama and Kentucky, Bill Curry was introduced on June 12, 2008, eight weeks after the football program was officially launched on April 17.

Curry spent more than two years developing, directing and promoting the football program in preparation for Georgia State's inaugural season. When his Panthers took the field for the first time in 2010, the city of Atlanta and the football world took notice. Not only did his fledgling squad post a winning record at 6-5, but the program exceeded all expectations in terms of attendance, excitement and media exposure.

Curry announced in August that the 2012 season would be his last on the sideline. He will remain at GSU as a special assistant to the President and Director of Athletics.

Curry brought to Georgia State his 17 years of experience as a head coach in the Southeastern Conference and the Atlantic Coast

Conference—including Coach of the Year awards in both leagues—as well as an All-Pro playing career in the National Football League, and, most recently, national notoriety as a college football analyst for ESPN.

In the NFL, he participated in three Super Bowls and two Pro Bowls and was part of three championship teams (1965, 1966 and 1970). As a center, Curry snapped the ball to legendary quarterbacks Bart Starr and Johnny Unitas, and he played for two of the most highly-regarded coaches in professional sports history in Vince Lombardi and Don Shula. His college coach, Georgia Tech's Bobby Dodd, is an icon in Southern football annals.

Curry's 10-year playing career as a center included stops with the Green Bay Packers (1965-66), Baltimore Colts (1967-72), Houston Oilers (1973) and Los Angeles Rams (1974). He served as President of the NFL Players Association.

Curry entered the coaching ranks as offensive line coach at Georgia Tech in 1976. He then spent three years as an NFL assistant with the Packers (1977-79) before returning to his alma mater as head coach in 1980.

Curry took over a Georgia Tech program in transition, moving from independent status to the Atlantic Coast Conference while in need of facilities upgrades. His first two seasons were highlighted by a stunning 3-3 tie against No. 1-ranked Notre Dame in 1980, in which the Yellow Jackets' quarterback was a freshman walk-on named Ken Whisenhunt, who is now the head coach of the Arizona Cardinals, and a 24-21 victory at fourth-ranked Alabama the following year.

Curry's teams also scored a pair of victories over nationally-ranked Georgia teams as well as a win over 13th-ranked Clemson that snapped a 20-game ACC winning streak.

Curry's rebuilding efforts culminated in 1985, when he led Tech to a 9-2-1 season for the school's highest win total in two decades and its first bowl victory in 13 years, defeating heavily-favored Michigan State in the All-American Bowl. For his efforts, he was named ACC Coach of the Year.

Curry compiled a record of 20-11-3 over his final three seasons at Georgia Tech before moving to Alabama in 1987. He posted a three-year record of 26-10 with the Crimson Tide, capped by the 1989 SEC title and Sugar Bowl berth.

In addition to being selected SEC Coach of the Year in 1989, Curry received the national coaching accolade named for his beloved mentor, the Bobby Dodd Coach of the Year Award.

Curry then spent seven seasons at Kentucky (1990-96), highlighted by a berth in the 1993 Peach Bowl. At the time, that marked the Wildcats' fourth bowl berth in 40 years.

Through every stop, Curry has carried an indelible reputation for integrity and class, and he has been guided by the ideal that the education and well-being of the student-athlete is paramount.

In 2007, he was recognized by the American Football Coaches Association with the Amos Alonzo Stagg Award, which honors someone "whose services have been outstanding in the advancement of the best interests of football."

In 2008, he received the President Gerald R. Ford Legends Center Award, which is presented annually to someone who has played the center position at the collegiate



or professional level, has made extraordinary contributions to his team during his football career and has proven to be an exemplary citizen, philanthropist or leader in the business or football community.

Curry is a member of the State of Georgia Sports Hall of Fame and the Atlanta Sports Hall of Fame.

Curry also serves at Georgia State as a Distinguished Executive Fellow in the Robinson College of Business.

He is the author of the book, "Ten Men You Meet in the Huddle: Lessons from a Football Life," published in 2008.

Curry attended College Park High School in the Atlanta area before going on to Georgia Tech, where he earned his B.S. degree in Industrial Management in 1965.

He is married to the former Carolyn Newton of Atlanta, a graduate of Agnes Scott College who earned her master's degree and Ph.D. from Georgia State. Bill and Carolyn have two children and five grandchildren.

COACHING RECORD

Georgia Tech (31-43-4, 7 years)

1980	1-9-1
1981	1-10
1982	6-5
1983	3-8
1984	6-4-1
1985	9-2-1 ACC Runnerup, All American Bowl
1986	5-5-1

Alabama (26-10, 3 years)

1987	7-5 Hall of Fame Bowl
1988	9-3 Sun Bowl
1989	10-2 SEC Champions, Sugar Bowl

Kentucky (26-52, 7 years)

1990	4-7
1991	3-8
1992	4-7
1993	6-6 Peach Bowl
1994	1-10
1995	4-7
1996	4-7

GEORGIA STATE (9-15, 3rd year)

2010	6-5
2011	3-8
2012	0-2
TOTAL	92-120-4 (20th year)

COACHING CAREER:

1976	Assistant Coach, Georgia Tech
1977-79	Assistant Coach, Green Bay Packers
1980-86	Head Coach, Georgia Tech
1987-89	Head Coach, Alabama
1990-96	Head Coach, Kentucky
2008-present	Head Coach, Georgia State

PLAYING CAREER:

Three-year letterman (1962-63-64) at Georgia Tech. Captain in 1964. Played 10 years as a center in the NFL with the Green Bay Packers (1965-66), Baltimore Colts (1967-72), Houston Oilers (1973) and Los Angeles Rams (1974). Played in three Super Bowls with Green Bay (Super Bowl I) and Baltimore (Super Bowl III & V). Won three championships (Green Bay, 1965 & 1966; Baltimore, 1970). NFL Pro Bowl, 1971 & 1972

HONORS:

Atlantic Coast Conference Coach of the Year, 1985
Southeastern Conference Coach of the Year, 1989
Bobby Dodd National Coach of the Year, 1989
Amos Alonzo Stagg Award (AFCA), 2007
President Gerald R. Ford Legends Center Award, 2008
Georgia Tech Athletic Hall of Fame, State of Georgia Sports Hall of Fame & Atlanta Sports Hall of Fame

**GEORGE PUGH**

*Associate Head Coach/Recruiting Coordinator/
Wide Receivers*

Fifth Year at GSU

- More than 25 years of college coaching experience
- Coached at UAB from 1995-00 during the Blazers transition to Division I-A
- Three years as head coach at Alabama A&M (1989-91). 19-10 record, three SIAC titles
- Former head coach at Atlanta area high schools Columbia (1978) and Meadowcreek (2003-04)
- Played tight end at Alabama under Bear Bryant, including 1973 national title

**JOHN BOND**

Offensive Coordinator/Quarterbacks

Fifth Year at GSU

- 27-year veteran of college coaching, including 11 seasons as offensive coordinator at Georgia Tech (2007), Northern Illinois (2004-06), Army (2000-03) and Illinois State (1996-99)
- Directed one of the nation's most prolific rushing attacks at Northern Illinois, where Garrett Wolfe led the nation in rushing in 2006, ranked second in 2005 and fifth in 2004.

**ANTHONY MIDGET**

Defensive Coordinator/Defensive Backs

Fifth Year at GSU

- Elevated to Defensive Coordinator in March 2012 after four seasons as secondary coach and special teams coordinator
- Former all-America player at Virginia Tech who was drafted in the fifth round by the Atlanta Falcons in 2000
- Came to GSU in 2008 after one season as a graduate assistant at Virginia Tech
- Served five years (2002-06) as an assistant coach at Lake Worth (Fla.) High School

**JASON FRENCH**

Linebackers/Special Teams

Fourth Year at GSU

- Added Special Teams Coordinator to his duties this season
- Played eight seasons in the CFL as a wide receiver for the Saskatchewan Roughriders (2001-06) and Hamilton Tiger-Cats (2007-08)
- Native of Montreal, Canada but attended Columbia High School in Atlanta

**CRAIG HARMON**

Tight Ends/Offensive Line Assistant

Third Year at GSU

- Joined GSU staff in 2010 after four years at the University of St. Francis, where he served as offensive coordinator and recruiting coordinator
- Spent two years as a graduate assistant at Northern Illinois, working with John Bond
- Played quarterback at Northern Illinois before transferring to Quincy (Ill.) University

**JOE HAMILTON**

Running Backs

Third Year at GSU

- Elevated to full-time coaching position in 2011 after one year as an intern
- All-American quarterback at Georgia Tech and the Heisman Trophy runnerup in 1999
- Finished his playing career as the ACC's all-time leader in total offense
- Seventh-round draft pick by Tampa Bay in 2000; played four seasons in the NFL with Tampa Bay and Indianapolis and also played in NFL Europe

**MIKE RIDDLE**

Offensive Line

Fifth Year at GSU

- One of two GSU assistant coaches who played for Bill Curry at Kentucky
- Came to GSU in 2008 from Riverside Military Academy in Gainesville, Ga.
- Previously spent four seasons at Indiana, serving as a graduate assistant and offensive quality control assistant

**RICKY THOMAS**

Defensive Ends

First Year at GSU

- Joined GSU staff in 2012 after 15 years in the NFL
- Spent last 10 seasons with Indianapolis Colts, including last eight years as tight ends coach. That followed five years on Tony Dungy's staff in Tampa Bay.
- Previously worked with Bill Curry at Kentucky and Alabama, his alma mater. Four-year starter at strong safety for the Crimson tide (1983-86)

**CHRIS WARD**

Defensive Line

Fifth Year at GSU

- Former all-SEC defensive lineman at Kentucky, where he played for Bill Curry
- Played and coached in NFL Europe
- Seventh round draft pick by the Baltimore Ravens
- Atlanta native who played at Southwest DeKalb High under legendary head coach Buck Godfrey

GEORGIA STATE'S PROBABLE TWO-DEEP LINEUP

— OFFENSE —

QB	16	Ben McLane.....	6-1	210	Fr.-R
	18	Ronnie Bell	5-11	180	Fr.-R
	4	Kelton Hill	6-0	183	Jr.-R
RB	20	Donald Russell	5-11	212	Sr.
	7	Parris Lee	5-9	190	Jr.-R
	21	Travis Evans.....	5-11	190	Jr.-R
	3	Rosevelt Watson.....	5-9	205	Sr.-R
WR	2	Albert Wilson	5-9	195	Jr.
	87	Nathaniel Minor.....	6-2	180	So.
	80	Avery Sweeting	5-8	160	Fr.
WR	17	Danny Williams OR	6-4	200	Jr.-R
	13	Lynquez Blair	5-10	175	So.
	83	Bo Carter	6-4	200	Jr.-R
WR	8	Jordan Giles OR	6-1	195	Jr.-R
	6	Darren McCray.....	5-7	150	Jr.-R
	27	Daniel King.....	5-11	180	Jr.-R
TE	88	Emmanuel Ogbuehi	6-3	235	Sr.-R
	89	Drew Pearson	6-5	235	So.-R
	85	Alex Smith.....	6-5	250	So.-R
LT	56	Ulrick John.....	6-8	290	Jr.
	73	Gabriel Hampton	6-5	310	Sr.-R
LG	50	Tim Wynn.....	6-2	280	So.-R
	60	Cade Yates.....	6-1	280	Jr.-R
C	68	Michael Davis	6-3	295	Jr.-R
	69	Ronald Martin.....	6-1	290	So.-R
RG	72	Harrison Clotney.....	6-5	310	Jr.-R
	65	Kam Cheatham.....	6-1	290	Jr.-R
RT	79	Grant King	6-5	295	Jr.-R
	70	Ramell Davis.....	6-7	295	Jr.-R

— DEFENSE —

DE	95	John Kelly	6-5	240	So.-R
	99	Melvin King.....	6-3	220	Fr.
DT	67	David Huey	6-2	272	Fr.-R
	90	Joe Lockley	6-1	290	Fr.
NG	75	Terrance Woodard	6-4	320	Jr.
	91	Nermin Delic.....	6-4	260	So.-R
	57	Chris Russo	6-0	257	Fr.-R
DE	92	Theo Agnew	6-4	260	Jr.-R
	77	C.J. Stephens.....	6-4	255	So.-R
	25	Cole Moon	6-3	215	So.-R
ILB	23	Mark Hogan	5-11	210	Jr.-R
	46	Jarrell Robinson.....	6-3	215	So.-R
	32	Allen McKay.....	6-2	213	Jr.-R
ILB	44	Joseph Peterson	6-0	220	Fr.
	10	Robert Ferguson.....	6-1	230	Jr.-R
	52	Davis Knowles	6-0	215	Jr.-R
OLB	37	Akeen Felder.....	6-1	205	Sr.-R
	45	Mitchell Vinson.....	5-11	195	Sr.-R
FS	31	D'Mario Gunn	6-1	185	Sr.
	24	Kail Singleton	6-2	203	Jr.-R
SS	4	Demazio Skelton.....	6-1	190	Sr.
	29	Rashad Stewart.....	5-10	190	Jr.
CB	5	Demarius Matthews	5-10	165	Jr.
	26	Jamal Ransby	5-8	170	Jr.
CB	9	Brent McClendon.....	5-9	175	Jr.-R
	22	Isaiah Howard.....	5-10	165	So.-R

— SPECIALISTS —

PK	33	Christian Benvenuto	6-0	195	So.
	93	David Miller OR.....	5-11	163	So.
	97	Matt Ehasz.....	5-11	165	So.
KO	13	Wil Lutz (KO).....	6-0	190	Fr.
P	49	Matt Hubbard	6-4	230	So.
	93	David Miller	5-11	163	So.
SN	54	Scott McQueen	6-0	245	Jr.-R
	51	Dillon LiVecche	5-9	215	Jr.
HO	87	Nathaniel Minor.....	6-2	180	So.
	93	David Miller	5-11	163	So.
PR	2	Albert Wilson	5-9	195	Jr.
	5	Demarius Matthews	5-10	165	Jr.
KOR	2	Albert Wilson	5-9	195	Jr.
	5	Demarius Matthews	5-10	165	Jr.

— PRONUNCIATION GUIDE —

Christian Benvenuto.....	ben-vuh-NEW-toe
Ramell Davis.....	ruh-MELL
Nermin Delic.....	DELL-ick
Matt Ehasz.....	EE-hah-zz
D'Mario Gunn	duh-MARR-ee-o
Ulrick John	ULL-rick
Carl Kananda.....	kuh-NON-duh
Dillon LiVecche	luh-VETCH-ee
Demarius Matthews.....	duh-MARR-ee-us
Tyler Nemeck.....	NEE-mick
Emmanuel Ogbuehi	oh-BOY-ee
Victor Ozieh.....	o-ZEE-uh
Jarrell Robinson.....	juh-RELL
Chris Russo.....	ROO-so
Kail Singleton	CALE
Demazio Skelton	duh-MAY-zee-o

NUMERICAL ROSTER

No.	Name	Pos	OL	Wt	Class	Hometown (High School/Previous School)
1	Nate Anthony.....	CB	5'9	185	Jr.-R	Conley, Ga. (Columbia)
1	Dontavis Crocker.....	RB	5'9	175	Jr.	Columbus, Ga. (Jordan/Hutchinson CC)
2	Albert Wilson.....	WR	5'9	195	Jr.	Port St. Lucie, Fla. (Port St. Lucie)
3	Rosevelt Watson	RB	5'9	205	Sr.-R	Lake Worth, Fla. (Lake Worth)
4	Demazio Skelton	S	6'1	190	Sr.	Myrtle Beach, S.C. (Myrtle Beach/Georgia Military)
4	Kelton Hill.....	QB	6'0	183	Jr.-R	Douglasville, Ga. (Lithia Springs)
5	Demarius Matthews.....	CB	5'10	165	Jr.	Powder Springs, Ga. (McEachern)
5	Jalen Hamilton	WR	5'7	160	Fr.	Hampton, Ga. (Lovejoy)
6	Darren McCray	WR	5'7	150	Jr.-R	Columbus, Ga. (Spencer)
7	Carl Kananda	CB	5'9	185	Jr.-R	Atlanta, Ga. (Lakeside/LaGrange College)
7	Parris Lee.....	RB	5'9	190	Jr.-R	Jacksonville, Fla. (Fletcher)
8	Jordan Giles	WR	6'1	195	Jr.-R	Columbia, S.C. (Spring Valley)
9	Brent McClendon	CB	5'9	175	Jr.-R	Atlanta, Ga. (Mays)
10	Duvall Smith.....	RB	5'10	200	So.-R	Roswell, Ga. (Roswell)
10	Robert Ferguson	ILB	6'1	230	Jr.-R	Belle Glade, Fla. (Glades Central)
11	Lateef Laguda	WR	5'11	182	Jr.	Snellville, Ga. (Brookwood)
12	Arlington Jordan	S	5'11	193	Jr.-R	Bourbonnous, Ill. (Bradley-Bourbonnous)
13	Wil Lutz.....	P-PK	6'0	190	Fr.	Newnan, Ga. (Northgate)
13	Lynquez Blair.....	WR	5'10	175	So.	Swainsboro, Ga. (Swainsboro)
14	D.L. Stephens.....	WR	6'2	185	Jr.	Snellville, Ga. (Shiloh/Morehead State)
14	Nathan Schuster	QB	5'11	180	Fr.	Summerville, Ga. (Chattooga)
15	Garrett Schrepfer.....	QB	6'4	240	Fr.	Newnan, Ga. (East Coweta)
16	Ben McLane	QB	6'1	210	Fr.-R	Snellville, Ga. (Brookwood)
16	Robert Smith.....	S	6'0	190	So.-R	Powder Springs, Ga. (McEachern/Southern)
17	Danny Williams	WR	6'4	200	Jr.-R	Orlando, Fla. (Boone)
17	C.J. Scott	DB	5'11	185	Jr.	Lyons, Ga. (Toombs County/Shorter)
18	Blake Wyatt	ILB	6'3	210	Jr.-R	Fayetteville, Ga. (Landmark Christian)
18	Ronnie Bell.....	QB	5'11	180	Fr.-R	Fayetteville, Ga. (Sandy Creek/Ohio)
19	Ruben Hatchett.....	WR	5'8	160	Sr.-R	Covington, Ga. (Newton)
19	Chris Jenkins.....	CB	5'9	180	Fr.	Eutawville, S.C. (Lake Marion)
20	Donald Russell	RB	5'11	212	Sr.	West Palm Beach, Fla. (Dwyer/Kentucky)
20	LaDarion Young.....	S	6'0	180	Fr.	Pensacola, Fla. (Pensacola Catholic)
21	Travis Evans	RB	5'11	190	Jr.-R	Williston, Fla. (Williston)
22	Isaiah Howard	CB	5'10	165	So.-R	Boynton Beach, Fla. (American Heritage)
23	Mark Hogan.....	ILB	5'11	210	Jr.-R	Matthews, N.C. (Sudbury Lincoln (Mass.))
24	Kail Singleton.....	S	6'2	203	Jr.-R	Temple, Ga. (Bremen)
25	Cole Moon	DE	6'3	215	So.-R	Atlanta, Ga. (St. Pius X)
26	Jamal Ransby.....	CB	5'8	170	Jr.	Newnan, Ga. (Newnan)
27	Daniel King.....	WR	5'11	180	Jr.-R	Marietta, Ga. (McEachern/Arizona Western College)
28	Malcolm Smith.....	RB	5'10	205	Sr.-R	College Park, Ga. (Tri-Cities)
29	Rashad Stewart.....	S	5'10	190	Jr.-R	Marietta, Ga. (Wheeler/Louisville)
30	Nick Henderson	OLB	6'1	195	Fr.-R	Roswell, Ga. (Roswell)
31	D'Mario Gunn.....	S	6'1	185	Sr.	Hampton, Ga. (Luella/Georgia Military)
32	Allen McKay	ILB	6'2	213	Jr.-R	Buena Vista, Ga. (Marion County)
33	Christian Benvenuto.....	PK	6'0	195	So.	Palm Coast, Fla. (Matanzas)
34	Jamaal May	S	5'10	185	So.-R	Locust Grove, Ga. (Luella)
35	Myles Morris.....	CB	5'8	165	Fr.	Greensboro, N.C. (Smith)
36	Bryan Williams	OLB	6'3	190	Fr.	Miramar, Fla. (Miramar)
37	Akeen Felder	OLB	6'1	205	Sr.-R	Perry, Ga. (Perry)
38	Eric Sundby	TE	6'1	201	Jr.	Cumming, Ga. (South Forsyth)
39	Rendell Wilder.....	RB	5'8	180	So.-R	Decatur, Ga. (Tucker)
40	Tyler Nemece	RB	5'11	187	Fr.	Suwanee, Ga. (North Gwinnett)
41	Alberry Melson	DE	6'1	235	So.	Newnan, Ga. (Newnan/Virginia Union)
42	Dionte Rosser.....	ILB	6'1	225	So.	LaGrange, Ga. (Callaway/Virginia Union)

NUMERICAL ROSTER

No.	Name	Pos	OL	Wt	Class	Hometown (High School/Previous School)
43	Kyle Vorster	ILB	5'10	193	Fr.	Marietta, Ga. (Walton)
44	Joseph Peterson.....	ILB	6'0	220	Fr.	Dothan, Ala. (Dothan)
45	Mitchell Vinson	OLB	5'11	195	Sr.-R	Monroe, Ga. (Monroe Area/West Georgia)
46	Jarrell Robinson	ILB	6'2	215	So.-R	Portal, Ga. (Portal)
47	Sean Jeppesen.....	TE	6'0	215	So.-R	Fortson, Ga. (Harris County/West Georgia)
49	Matt Hubbard.....	P	6'4	230	So.	Peachtree City, Ga. (Starr's Mill)
50	Tim Wynn.....	G	6'3	280	So.-R	Atlanta, Ga. (Mays)
51	Dillon LiVecche.....	ILB	5'9	215	Jr.	Stockbridge, Ga. (Woodland/Morehead State)
52	Davis Knowles.....	ILB	6'0	215	Jr.-R	Fayetteville, Ga. (Whitewater)
53	Tanner Strickland.....	DE	6'3	250	Fr.	Zebulon, Ga. (Pike County)
54	Scott McQueen.....	SN	6'0	245	Jr.-R	Buford, Ga. (North Gwinnett)
55	McClain Head.....	DE	6'4	255	Fr.-R	Brooks, Ga. (Whitewater)
56	Ulrick John	T	6'8	290	Jr.	Hinesville, Ga. (Bradwell Institute)
57	Chris Russo	NG	6'0	257	Fr.-R	Loganville, Ga. (South Gwinnett)
58	Jah-Mai Davidson.....	NG	6'4	275	Fr.	Snellville, Ga. (Brookwood)
59	Garrett Gorringer.....	G	6'4	280	Fr.	Lawrenceville, Ga. (Grayson)
60	Cade Yates	G	6'1	280	Jr.-R	Roswell, Ga. (Roswell)
61	Marcus Stetzer	NG	6'0	255	So.-R	Columbus, Ga. (Shaw)
63	Victor Ozieh	NG	6'6	315	Fr.-R	Lawrenceville, Ga. (Peachtree Ridge)
64	Treavor Flannigan	T	6'4	265	Fr.	Trion, Ga. (Trion)
65	Kam Cheatham	G	6'1	290	Jr.-R	Louisville, Ky. (Louisville Male)
66	Nick Nesmith.....	T	6'3	260	Jr.-R	Cumming, Ga. (Forsyth Central)
67	David Huey	DT	6'2	272	Fr.-R	Antioch, Tenn. (Pearl-Cohn)
68	Michael Davis.....	C-G	6'3	295	Jr.-R	Lithonia, Ga. (Chamblee)
69	Ronald Martin	C	6'1	290	So.-R	Conyers, Ga. (Rockdale County)
70	Ramell Davis	T	6'7	295	Jr.-R	St. Matthews, S.C. (Calhoun County)
71	Mark Ruskell	C	6'2	280	Fr.	Duluth, Ga. (Duluth)
72	Harrison Clotley	G	6'5	310	Jr.-R	Loganville, Ga. (Grayson)
73	Gabriel Hampton.....	T	6'5	310	Sr.-R	Hercules, Calif. (Hercules/San Francisco City College)
74	Jon Marshall Sauls.....	DT	6'3	300	So.-R	Savannah, Ga. (Memorial Day)
75	Terrance Woodard.....	NG	6'4	320	Jr.	Ocilla, Ga. (Irwin County)
77	C.J. Stephens	DE	6'4	255	So.-R	Woodland, Ala. (Woodland)
79	Grant King.....	T	6'5	295	Jr.-R	Columbia, S.C. (Spring Valley)
80	Avery Sweeting.....	WR	5'8	160	Fr.	Brunswick, Ga. (Brunswick)
81	Mark Young	WR	6'5	190	Fr.-R	Charlotte, N.C. (Providence Day)
82	Zach Jones.....	WR	6'1	190	Jr.-R	Juliette, Ga. (First Presbyterian Day)
83	Bo Carter.....	WR	6'4	200	Jr.-R	Cordele, Ga. (Crisp County)
84	Joshua Jackson.....	WR	5'11	180	Jr.-R	Savannah, Ga. (South Effingham/Mississippi College)
85	Alex Smith	TE	6'5	250	So.-R	Cincinnati, Ohio (Lakota West/Kentucky)
86	Joel Brooks.....	WR	6'0	170	Fr.	Acworth, Ga. (North Paulding)
87	Nathaniel Minor	WR	6'2	180	So.	Lilburn, Ga. (Brookwood)
88	Emmanuel Ogbuehi.....	TE	6'3	235	Sr.-R	Buford, Ga. (Mill Creek)
89	Drew Pearson.....	TE	6'5	235	So.-R	Lindale, Ga. (Pepperell)
90	Joe Lockley.....	DT	6'1	290	Fr.	Portal, Ga. (Portal)
91	Nermin Delic	DT	6'4	260	So.-R	Tunnel Hill, Ga. (Northwest Whitfield/Kentucky)
92	Theo Agnew.....	DE	6'4	260	Jr.-R	Windsor, Conn. (Northwest Catholic/Massachusetts)
93	David Miller.....	P	5'11	163	So.	Hinesville, Ga. (Bradwell Institute)
94	Justin Forrister	SN	6'3	255	Fr.	Douglasville, Ga. (South Paulding)
95	John Kelly.....	DE	6'5	240	So.-R	Norcross, Ga. (Norcross/Nevada)
96	Zach Truitt.....	DE	6'1	212	So.-R	Lilburn, Ga. (Southwest DeKalb)
97	Matt Ehasz.....	PK	5'11	165	So.	Kingsland, Ga. (Camden County)
98	Nate Paxton.....	DE	6'1	245	Fr.-R	Scottdale, Ga. (Clarkston)
99	Melvin King.....	DE	6'3	220	Fr.	Hinesville, Ga. (Liberty County)



#92 THEO AGNEW
DE • 6-4, 260 • Jr.-R
Windsor, Conn. (NW Catholic HS/UMass)


- Transfer from UMass who enrolled at GSU in August
- GSU's third-leading rusher and receiver in 2011
- Career high of 70 yards rushing on 14 carries at Houston (9-24-11)
- GSU's second-leading rusher in 2010 with 352 yards and three TD. Averaged 4.8 yards per carry. Also had 14 catches and one TD receiving.

CAREER STATISTICS

Year.....	G	UA-A	Total	TFL	Sk	Int	PB	FR	FF
2010 (UMass).....	11	11-19	30	1	0	0	2	1	1
2011 (UMass).....	11	19-17	36	3	0	0	0	0	1
2012.....	2	3-6	9	0	0	0	0	0	0
Total.....	23	33-42	75	4	0	0	2	1	2

GAME-BY-GAME STATISTICS

2012.....	S-A	Total	Sack	TFL	FF	FR	Int	PB	Blk
SCSU.....	3-2	5	0	0	0	0	0	0	0
Tennessee.....	0-4	4	0	0	0	0	0	0	0



#33 CHRISTIAN BENVENUTO
PK • 6-0, 185 • So.
Palm Coast, Fla. (Matanzas)

- Hit nine of 17 field goals as a true freshman in 2011 but six of his eight misses were 40 yards or longer
- Made his debut by booting field goals of 44 and 45 yards in win over Clark Atlanta (9-2-11)
- Named National Placekicker Performer of the Week by CFPA for his performance against Clark Atlanta
- Career-long 46-yarder vs. South Alabama (10-22-11)
- First-generation American whose father immigrated from Italy

CAREER STATISTICS

Year.....	G	PAT	FG	0-29	30-39	40-49	50+	LG	Pts
2011.....	10	19-19	9-17	2-3	1-2	6-12	0-0	46	46
2012.....	1	1-1	2-2	0-0	2-2	0-0	0-0	32	7
Total.....	11	20-20	11-19	2-3	3-4	6-12	0-0	46	53

GAME-BY-GAME STATISTICS

2012.....	PAT	FG	LP	Pts	KO	Yds	Avg	TB	FG [Made]
SCSU.....	DNP								
Tennessee.....	1-1	2-2	32	7	0	0	0	0	[32], [30]

2011.....	PAT	FG	LP	Pts	KO	Yds	Avg	TB	FG [Made]
CAU.....	4-4	2-2	45	10	7	416	59.4	0	[44], [45]
ODU.....	2-2	1-1	26	5	4	208	52.0	0	[26]
Jax State.....	3-3	0-1	0	3	4	233	58.2	0	46
Houston.....	0-0	0-0	0	0	1	51	51.0	0	
Murray.....	3-3	1-2	45	6	5	319	63.8	1	[45] 31
SCSU.....	1-1	2-3	40	7	4	259	64.8	1	[23], [40], 46
South Ala.....	3-3	2-3	46	9	5	328	65.6	0	[46], [45], 24
UTSA.....	2-2	0-4	0	2	3	173	57.7	0	49, 47, 45, 48
St. Francis.....	1-1	1-1	36	4	2	130	65.0	0	[36]
WUA.....	DNP-Injured								
Campbell.....	0-0	0-0	0	0	7	425	60.7	0	



#21 TRAVIS EVANS
RB • 5-11, 190 • Jr.-R
Williston, Fla. (Williston HS)

- Backup running back who is the third-leading rusher in GSU history with 777 yards and five TD
- GSU's third-leading rusher and receiver in 2011
- Career high of 70 yards rushing on 14 carries at Houston (9-24-11)
- GSU's second-leading rusher in 2010 with 352 yards and three TD. Averaged 4.8 yards per carry. Also had 14 catches and one TD receiving.

CAREER STATISTICS

Year.....	G	Rsh	Yds	Avg	TD	LP	PG	Rec	Yds	Avg	TD	LP
2010.....	11	79	382	4.8	3	46	34.7	14	97	6.9	1	32
2011.....	10	87	390	4.5	2	24	40.6	19	109	5.7	0	14
2012.....	2	4	5	1.3	0	3	2.5	1	2	0	2	2
Total.....	23	170	777	4.5	5	46	37.4	34	208	6.1	1	32

GAME-BY-GAME STATISTICS

2012.....	Rsh	Yds	TD	LP	Rec	Yds	TD	LP	TD
SCSU.....	1	2	0	2	1	2	0	2	
Tennessee.....	3	3	0	3	0	0	0	0	

2011.....	Rsh	Yds	TD	LP	Rec	Yds	TD	LP	TD
CAU.....	8	52	0	24	1	10	0	10	
ODU.....	15	62	1	15	2	8	0	8	5
Jax State.....	10	41	1	12	5	27	0	13	3
Houston.....	14	70	0	16	1	2	0	2	
Murray.....	8	39	0	17	1	12	0	12	
SCSU.....	13	62	0	16	12	14	0	9	
USA.....	2	8	0	6	1	9	0	9	
UTSA.....	6	26	0	10	1	1	0	1	
St. Francis.....	8	15	0	7	1	3	0	3	
UWA.....	3	25	0	11	4	23	0	14	
Campbell.....	DNP-Injured								

2010.....	Rsh	Yds	TD	LP	Rec	Yds	TD	LP	TD
Shorter.....	5	38	0	20	0	0	0	0	
Lambuth.....	3	21	1	20	0	0	0	0	2
Jax State.....	7	54	1	46	4	23	0	10	46
Campbell.....	11	53	0	18	1	-4	0	0	
Morehead.....	8	62	0	29	0	0	0	0	
Savannah St.....	3	15	0	16	1	-2	0	0	
NCCU.....	9	38	1	15	0	0	0	0	15
ODU.....	5	5	0	7	5	56	1	32	32 (Rec)
USA.....	6	14	0	6	2	20	0	20	
Lamar.....	11	52	0	17	1	4	0	4	
Alabama.....	11	30	0	9	0	0	0	0	



#37 AKEEM FELDER
OLB • 6-1, 205 • Sr.-R
Perry, Ga. (Perry HS)

- Starter at the outside linebacker position known as "Wolf" in the GSU scheme
- GSU's special teams captain in 2011
- One of just 10 seniors on the squad.
- Has already earned his degree in sociology and is now working on a minor in hospitality management

CAREER STATISTICS

Year.....	G	UA-A	Total	TFL	Sk	Int	PB	FR	FF
2010.....	11	9-14	23	0.5-5	0	0	0	0	0
2011.....	11	5-4	9	0	0	0	0	0	0
2012.....	2	4-4	8	0.5-1	0	0	0	0	0
Total.....	24	18-22	40	1-6	0	0	0	0	0

GAME-BY-GAME STATISTICS

2012	S-A	Total	Sack	TFL	FF	FR	Int	PB	Blk
SCSU	3-1	4	0	0.5-1	0	0	0	0	0
Tennessee	1-3	4	0	0	0	0	0	0	0



#10 ROBERT FERGUSON

ILB • 6-1, 230 • Jr.-R
Belle Glade, Fla. (Glades Central HS)

- Third-year letterman who moved from outside linebacker to the "mike" inside linebacker
- Career total of 87 tackles with nine tackles for loss
- Finished 2011 with 46 tackles, three pass

breakups, an interception and a forced fumble. Third on team with seven TFL.

- Grabbed his first career interception and returned it 31 yards to set up a score against Clark Atlanta (9-2-11)
- Had two tackles for loss, one sack and a pass breakup at Houston (9-24-11)
- Had 36 tackles and three pass breakups as a backup during GSU's inaugural season of 2010
- Career high eight tackles vs. Jacksonville State (9-18-10)

CAREER STATISTICS

Year	G	UA-A	Total	TFL	Sk	Int	PB	FR	FF
2010	11	21-15	36	2-2	0	0	3	0	0
2011	11	36-10	46	7-19	2-9	1-31	3	0	1
2012	2	4-1	5	0	0	0	0	0	0
Total	24	61-26	87	9-21	2-9	1-31	6	0	1

GAME-BY-GAME STATISTICS

2012	S-A	Total	Sack	TFL	FF	FR	Int	PB	Blk
SCSU	2-2	4	0	0	0	0	1-31	0	0
Tennessee	0-0	0	0	0	0	0	0	0	0

2011	S-A	Total	Sack	TFL	FF	FR	Int	PB	Blk
CAU	2-2	4	0	0	0	0	1-31	0	0
ODU	3-0	3	0	0	0	0	0	1	0
Jax State	7-0	7	0	0	0	0	0	0	0
Houston	3-2	5	1-4	2-6	0	0	0	1	0
Murray	1-0	1	0	0	0	0	0	1	0
SCSU	5-0	5	1-3	0	0	0	0	0	0
USA	5-0	5	1-5	2-6	0	0	0	0	0
UTSA	2-0	2	0	0	0	0	0	0	0
St. Francis	3-2	5	0	0	0	0	0	0	0
UWA	1-2	3	0	0	0	0	0	0	0
Campbell	4-2	6	1-2	0	1	0	0	0	0

2010	S-A	Total	Sack	TFL	FF	FR	Int	PB	Blk
Shorter	3-2	5	0	0	0	0	0	0	0
Lambuth	3-1	4	0	0	0	0	0	1	0
Jax State	4-4	8	0	1.5-1	0	0	0	0	0
Campbell	1-2	3	0	0.5-1	0	0	0	0	0
Morehead	1-3	4	0	0	0	0	0	0	0
Savannah St.	3-0	3	0	0	0	0	0	0	0
NCCU	1-0	1	0	0	0	0	0	0	0
ODU	0-1	1	0	0	0	0	0	1	0
USA	3-2	5	0	0	0	0	0	0	0
Lamar	2-0	2	0	0	0	0	0	1	0
Alabama	0-0	0	0	0	0	0	0	0	0



#8 JORDAN GILES

WR • 6-1, 195 • Jr.-R
Columbia, S.C. (Spring Valley HS)

- Third-year starter at wide receiver and GSU's fourth-leading receiver in 2010 and 2011
- Career totals of 35 receptions for 515 yards and

six TD, third in GSU history in each category

- Caught touchdown passes of three and 55 yards in the 2011 finale vs. Campbell, when he had a career-best 71 yards.
- The 55-yard TD vs. Campbell was the longest reception of his career
- Caught three passes for 53 yards in GSU's inaugural game vs. Shorter (9-2-10), including a 16-yard TD catch and a 32-yard reception
- Blocked a punt - the first in GSU history - against Lamar (11-6-10), giving the Panthers possession at the six-yard line to set up a touchdown

CAREER STATISTICS

Year	G	Rec	Yds	Avg	TD	LP	PG
2010	8	17	217	12.8	2	48	27.1
2011	11	16	264	16.5	4	55	24.0
2012	2	2	34	17.0	0	25	17.0
Total	21	35	515	14.7	6	55	24.5

GAME-BY-GAME STATISTICS

2012	Rec	Yds	TD	LP	Touchdowns
SCSU	0	0	0	0	
Tennessee	2	34	0	25	

2011	Rec	Yds	TD	LP	Touchdowns
CAU	2	15	1	12	12
ODU	3	58	0	31	
Jax State	1	2	0	2	
Houston	1	11	0	11	
Murray	2	33	0	17	
SCSU	0	0	0	0	
South Alabama	0	0	0	0	
UTSA	1	4	0	4	
St. Francis	1	31	1	31	31
UWA	2	39	0	25	
Campbell	3	71	2	55	3, 55

2010	Rec	Yds	TD	LP	Touchdowns
Shorter	3	53	1	32	16
Morehead	3	24	1	13	6
Savannah St.	0	0	0	0	
NCCU	4	37	0	18	
ODU	3	70	0	48	
USA	3	26	0	13	
Lamar	1	7	0	7	
Alabama	0	0	0	0	



#31 D'MARIO GUNN

FS • 6-1, 185 • Sr.
Hampton, Ga. (Luella HS/Georgia Military College)

- Moves to free safety after playing cornerback in 2011. Could also see time at the "Wolf" position
- Opened the 2011 season with six tackles and two tackles for loss against South Carolina State
- Tied for the team lead with two interceptions in 2011, along with 24 tackles
- Achieved a first in Georgia State history as he became the first Panther to grab two interceptions in a game against Murray State (10-8-11). Also had a season-high five tackles in the game and arned honorable mention recognition for Defensive Back Performer of the Week from the College Football Performance Awards
- Former junior college standout at Georgia Military College who joined the GSU program in 2011


CAREER STATISTICS

Year	G	UA-A	Total	TFL	Sk	Int	PB	FR	FF
2011	11	15-9	24	0	0	2-7	2	0	0
2012	2	8-5	13	2-12	0	0	1	0	0
Total	13	23-14	37	2-12	0	2-7	3	0	0

GAME-BY-GAME STATISTICS

2012.....S-A	Total	Sack	TFL	FF	FR	Int	PB	Blk
SCSU.....6-0	6	0	2-12	0	0	0	0	0
Tennessee.....2-5	7	0	0	0	0	0	1	0

2011.....S-A	Total	Sack	TFL	FF	FR	Int	PB	Blk
CAU.....0-2	2	0	0	0	0	0	0	0
ODU.....1-0	1	0	0	0	0	0	1	0
Jax State.....0-0	0	0	0	0	0	0	0	0
Houston.....0-2	2	0	0	0	0	0	0	0
Murray.....4-1	5	0	0	0	0	2-7	0	0
SCSU.....3-1	4	0	0	0	0	0	0	0
USA.....1-2	3	0	0	0	0	0	1	0
UTSA.....4-0	4	0	0	0	0	0	0	0
St. Francis.....0-0	0	0	0	0	0	0	0	0
UWA.....2-0	2	0	0	0	0	0	0	0
Campbell.....0-1	1	0	0	0	0	0	0	0



#4 KELTON HILL
QB • 6-0, 183 • Jr.-R
Douglasville, Ga. (Lithia Springs HS)

- Versatile athlete who is the top rusher in GSU history with 1,034 career yards.
- GSU's second-leading rusher in 2011 with 609 yards (5.9 avg.)
- Started the final five games of 2011 and passed

for 1,021 yards and 11 touchdowns while completing 54 percent of his passes. Averaged 294 yards of total offense for his five starts (187.4 passing, 96.4 rushing)

- Rushed for a GSU record 152 yards on 19 carries with two touchdowns against West Alabama (11-12-11). Also passed for a career-high 228 yards and one touchdown in the game.
- Tied the GSU record with four touchdown passes in the season-ending win over Campbell (11-19-11). Passed for 213 yards and rushed for 141 yards and a touchdown.
- Has three of the four longest runs in school history, including a 52-yard run against St. Francis and then a 53-yard touchdown run at West Alabama. Also had a 53-yarder against Lambuth in 2010.
- His 11 TD passes in 2011 covered an average of 40.2 yards (78, 64, 43, 54, 33, 31, 33, 56, 3, 55, 3). Hit Albert Wilson for a 78-yard TD on a screen pass for the longest play from scrimmage in GSU history against South Alabama.
- The Panthers' leading rusher in 2010 with 416 yards, averaging 6.9 yards per carry with three TD
- First-team all-state prep player by the Atlanta Journal-Constitution, which also tabbed him to its Georgia 150. Passed for 2,149 yards and rushed for 1,012 yards and accounted for 30 touchdowns as a senior

CAREER STATISTICS

Year.....G-GS	Eff	Cm-Att	Int	Pct	Yds	TD	LP	Sk	PG
2010.....11-0	55.8	5-15	1	.333	64	0	20	3	5.9
2011.....8-5	144.5	68-126	4	.540	1021	11	78	7	127.6
2012.....1-0	87.57	7-13	1	.538	76	0	20	1	76.0
Total.....20-5		80-154	6	.518	1161	11	78	11	59.3

Year.....Rsh	Yards	Avg	TD	LP	Ply	Total	TDR	PG
2010.....60	416	6.9	3	53	70	480	3	43.2
2011.....103	609	5.9	4	53	229	1630	15	203.8
2012.....7	9	1.3	0	7	20	85	0	85.0
Total.....170	1034	6.1	7	53	319	2195	18	109.8

GAME-BY-GAME STATISTICS

2012.....C-A	Yds	TD	Int	LP	Rsh	Yds	TD	LP	TO-TD	Sck
SCSU.....7-13	76	0	1	20	7	9	0	7	85-0	1

2011.....C-A	Yds	TD	Int	LP	Rsh	Yds	TD	LP	TO-TD	Sck
Houston.....1-3	16	0	0	16	11	33	0	21	49-0	0
Murray.....1-2	43	1	0	43	0	0	0	0	43-1	0
SCSU.....2-9	24	0	0	15	16	94	0	21	118-0	1
USA.....12-15	209	2	0	78	14	45	0	11	255-2	1
UTSA.....6-15	91	1	0	54	11	46	0	28	137-1	1

St. Francis.....14-24	197	2	1	50	12	98	1	52	295-3	1
UWA.....19-36	228	1	2	33	19	152	2	53	380-3	0
Campbell.....13-22	213	4	1	56	20	141	1	39	354-5	3

TOUCHDOWN PASSES: 43MSU (DWilliams), 78USA (Wilson), 64USA (Wilson), 54UTSA (Wilson), 22USF (DWilliams), 31USF (Giles), 33UWA (Wilson), 56CAM (DWilliams), 3CAM (Giles), 55CAM (Giles), 3CAM (AWilliams)

TOUCHDOWN RUSHES: 8USF, 53UWA, 2UWA, 39CAM

2010.....C-A	Yds	TD	Int	LP	Rsh	Yds	TD	LP	TO-TD	Sck
Shorter.....1-2	19	0	0	19	7	48	1	24	67-1	1
Lambuth.....2-5	33	0	1	14	5	64	0	53	97-0	0
Jax State.....0-1	0	0	0	0	4	11	0	16	11-0	1
Campbell.....0-0	0	0	0	0	4	23	0	11	23-0	0
Morehead.....0-0	0	0	0	0	6	36	0	16	36-0	0
Savannah St.....0-0	0	0	0	0	6	95	1	30	6-95	0
NCCU.....0-0	0	0	0	0	9	71	0	16	9-71	0
ODU.....1-1	5	0	5	5	5	10	0	14	15-0	0
USA.....1-1	20	0	0	20	3	25	1	13	45-1	0
Lamar.....0-0	0	0	0	0	4	3	0	2	3-0	0
Alabama.....0-5	0	0	0	0	7	30	0	12	30-0	1

TOUCHDOWN RUSHES: 24SHO, 53UWA, 8SSU, 5USA



#23 MARK HOGAN
ILB • 5-11, 210 • Jr.-R
Matthews, N.C. (Lincoln Sudbury (Mass.) HS)

- Georgia State's first scholarship football player when he enrolled in January 2009. Spent that semester as a team of one.
- Father, Mark Hogan, Sr., played for Bill Curry at Georgia Tech as a safety on Tech's 1985 All-

American Bowl team and Black Watch defense

- Georgia State's career tackles leader with 123
- Moved to inside linebacker this season after two years on the outside
- Had a tackle for loss and a forced fumble at Tennessee (9-8-12)
- Tied for third on the 2011 team in tackles with 56, including five tackles for loss
- Made perhaps the biggest defensive play of GSU's 2011 season vs. South Alabama (10-22-11) with his game-ending interception in the second overtime. Also had an interception at the end of regulation that appeared to end the game but was nullified by a dead-ball penalty on USA
- Made 54 tackles for Georgia State's inaugural team in 2010
- Career-high 14 tackles at Old Dominion (10-23-10). Eight hits against NCCU (10-16-10)
- Played for the GSU baseball spring as a left-handed hitting outfielder. Played in 42 games and had the team's top batting average (.319) and on-base percentage (.448) with 2 HR and 13 RBI
- Earned his degree in finance last spring and is now completing a second major in managerial sciences

CAREER STATISTICS

Year.....G	UA-A	Total	TFL	Sk	Int	PB	FR	FF
2010.....11	21-33	54	2.5-10	0.5-7	1-0	1	1-0	0
2011.....10	41-15	56	5-20	2-13	1-0	1	0	0
2012.....2	8-5	13	1-3	0-0	0	0	0	1
Total.....23	70-53	123	8.5-33	2.5-20	2-0	2	1-0	1

GAME-BY-GAME STATISTICS

2012.....S-A	Total	Sack	TFL	FF	FR	Int	PB	Blk
SCSU.....2-2	4	0	0	0	0	0	0	0
Tennessee.....6-3	9	0	1-3	1	0	0	0	0

2011.....S-A	Total	Sack	TFL	FF	FR	Int	PB	Blk
CAU.....DNP - INJURED								
ODU.....1-1	2	0	0	0	0	0	0	0
Jax State.....5-0	5	0	1-1	0	0	0	0	0
Houston.....3-4	7	1-9	1-9	0	0	0	0	0
Murray.....7-1	8	0	0	0	0	0	1	0
SCSU.....5-0	5	0	1-3	0	0	0	0	0

USA.....	4-1	5	0	0	0	0	1-0	0	0
UTSA.....	4-2	6	0	0	0	0	0	0	0
St. Francis.....	5-1	6	0	1-3	0	0	0	0	0
UWA.....	3-5	8	1-4	1-4	0	0	0	0	0
Campbell.....	4-0	4	0	0	0	0	0	0	0

2010.....S-A	Total	Sack	TFL	FF	FR	Int	PB	Blk	
Shorter.....	1-0	1	0	0	0	0	0	0	0
Lambuth.....	1-3	4	0.5-7	0.5-7	0	0	0	0	0
Jax State.....	1-2	3	0	0.5-0	0	1-0	0	1	0
Campbell.....	1-3	4	0	0	0	0	1-0	0	0
Morehead.....	1-1	2	0	0	0	0	0	0	0
Savannah St.....	2-1	3	0	0	0	0	0	0	0
NCCU.....	5-3	8	0	0.5-1	0	0	0	0	0
ODU.....	3-11	14	0	1-1	0	0	0	0	0
USA.....	1-2	3	0	0	0	0	0	0	0
Lamar.....	1-3	4	0	0	0	0	0	0	0
Alabama.....	4-3	7	0	0	0	0	0	0	0



#49 MATT HUBBARD

P • 6-4, 230 • So.
Peachtree City, Ga. (Starr's Mill HS)

- Opened the season by averaging 62.2 yards on five punts against South Carolina State. That surpasses the NCAA FCS and FBS records but will not count as an NCAA record due to GSU's reclassification.
- Named CAA Specialist of the Week and FCS National Special Teams Player of the Week

- His third punt against SCSU was a school-record 80-yarder. Also had boots of 58, 59, 55 and 59 yards.
- Not eligible for NCAA rankings but one of only two punters in FCS or FBS averaging over 50 yards (Sean Sellwood of Utah, 52.6)
- Averaged 41.9 yards per punt (15th in NCAA) as a true freshman in 2011
- Also has the second-longest punt in GUS history with a 64-yarder against UTSA in 2011. Averaged 47.0 yards on five punts and was an honorable mention selection for CFPA National Punter Performer of the Week.

CAREER STATISTICS

Punting.....	G	No.	Yds	Avg	LP	TB	FC	I20	50+
2011.....	9	44	1844	41.9	64	6	7	13	5
2012.....	2	13	669	51.5	80	2	0	3	8
Total.....	11	57	2513	44.1	80	8	7	16	13

GAME-BY-GAME STATISTICS

2012.....	Punts	Yds	Avg	LP	Ret	Net	TB	I20
SCSU.....	5	311	62.2	80	1-5	53.2	2	2
Tennessee.....	8	358	44.8	57	4-46	39.0	0	1

2011.....	Punts	Yds	Avg	LP	Ret	Net	TB	I20
ODU.....	10	406	40.6	49	4-18		0	7
Jax State.....	5	205	41.0	45	5-36		0	0
Houston.....	10	372	37.2	51	4-24	32.8	1	0
SCSU.....	6	275	45.8	60	1-2	38.8	1	2
USA.....	3	125	41.7	46	1-17	41.0	1	1
UTSA.....	5	235	47.0	64	1-5	38.0	2	1
St. Francis.....	3	133	44.3	52	3-27	35.3	0	2
UWA.....	1	53	53.0	53	1-13	40.0	0	0
Campbell.....	1	40	40.0	40	1-27	13.0	0	0



#56 ULRICK JOHN

T • 6-8, 290 • Jr.
Hinesville, Ga. (Bradwell Institute)

- Talented offensive lineman who takes over as the starting left tackle
- Started at three different positions in the first five games of 2011: left tackle, center and left guard



#79 GRANT KING

T • 6-5, 295 • Jr.-R
Columbia, S.C. (Spring Valley HS)

- In his third season as GSU's starting right tackle
- The only current player who has started all 24 games Georgia State has played



#7 PARRIS LEE

RB • 5-9, 190 • Jr.-R
Jacksonville, Fla. (Fletcher HS)

- Versatile running back and return specialist who backs up Donald Russell
- GSU's leading rusher in its inaugural game a career-high with 62 yards on eight carries vs. Shorter (9-2-10)
- Scored the first touchdown in Georgia State history on a four-yard run on the Panthers' very first possession
- Former Super 11 prep player by the Florida Times-Union

CAREER STATISTICS

Year.....	G	Rsh	Yds	Avg	TD	LP	Rec	Yds	Avg	TD	LP
2010.....	11	40	161	4.0	4	33	13	59	4.5	0	13
2011.....	9	19	58	3.1	0	15	8	35	4.4	0	9
2012.....	2	4	15	3.8	0	3	3	10	3.3	0	7
Total.....	22	63	234	3.4	4	33	24	104	4.3	0	13

Year	G	KOR	Yds	Avg	TD	LP	All-P
2010	11	8	142	17.8	0	27	362
2011	9	13	301	23.2	0	30	394
2012	2	1	16	16.0	0	0	41
Total	22	22	459	20.9	0	30	767

GAME-BY-GAME STATISTICS

2012.....	Rsh	Yds	TD	LP	Rec	Yds	TD	LP	KR	Yds	TD	LP
SCSCU.....	2	4	0	3	2	5	0	7	0	0	0	0
Tennessee.....	2	11	0	6	1	5	0	5	1	16	0	16

2011.....	Rsh	Yds	TD	LP	Rec	Yds	TD	LP	KR	Yds	TD	LP
CAU.....	3	1	0	6	1	6	0	6	1	28	0	28
ODU.....	1	6	0	6	2	15	0	9	3	84	0	28
Jax State.....		DNP										
Houston.....	5	15	0	4	0	0	0	0	0	0	0	0
Murray St.....	0	0	0	0	1	3	0	3	4	85	0	30
SC State.....	0	0	0	0	0	0	0	0	1	13	0	13
USA.....	6	32	0	15	2	0	0	8	2	44	0	24
UTSA.....	2	11	0	7	1	3	0	3	0	0	0	0
St. Francis.....	2	-7	0	0	0	0	0	0	0	0	0	0
UWA.....	0	0	0	0	1	8	0	8	2	47	0	28
Campbell.....		DNP										

2010.....	Rsh	Yds	TD	LP	Rec	Yds	TD	LP	KR	Yds	TD	LP
Shorter.....	8	62	2	33	1	-5	0	-	1	27	0	27
Lambuth.....	2	-3	0	0	1	5	0	5	2	45	0	25
Jax State.....	5	7	0	6	2	14	0	11	0	0	0	0
Campbell.....	1	13	0	13	1	3	0	3	0	0	0	0
Morehead.....	7	38	1	11	1	10	0	10	0	0	0	0
Savannah St.....	7	22	1	6	2	7	0	5	1	26	0	26
NCCU.....	4	18	0	11	3	11	0	10	0	0	0	0
ODU.....	0	0	0	0	1	13	0	13	0	0	0	0
USA.....	1	5	0	5	1	1	0	1	0	0	0	0
Lamar.....	3	2	0	3	0	0	0	0	2	32	0	21
Alabama.....	1	1	0	1	0	0	0	0	2	12	0	11

TOUCHDOWNS: 4Rush (Shorter), 10Rush (Shorter), 4Rush (Morehead), 4Rush (SSU)



#5 DEMARIUS MATTHEWS

CB • 5-10, 165 • Jr.
Powder Springs, Ga. (McEachern HS)

- Starting cornerback and return specialist and one of the Panthers' top defensive returnees
- Led the 2011 team with nine pass breakups, along with 33 tackles and four TFL
- Had a career-long 67-yard kickoff return to set up a touchdown at Jacksonville State (9-17-11). Also made six tackles with one tackle for loss and a forced fumble in the game.
- Career-high nine tackles with two tackles for loss versus St. Francis (11-5-11)
- All-county selection and Returner of the Year in Cobb County. Placed sixth in the state (Class AAAAA) in 200 meters as a senior.
- Wears No. 5 in honor of his high school teammate, Rajaan Bennett, a Vanderbilt signee who was killed in February 2010.

CAREER STATISTICS

Year	G	UA-A	Total	TFL	Sk	Int	PB	FR	FF
2010	10	5-3	8	0-0	0-0	1-14	0	0	0
2011	11	25-8	33	4-16	1-10	0	9	0	1
2012	2	7-0	7	0	0	0	0	0	0
Total	23	37-11	48	4-16	1-10	1-14	9	0	1

Year	G	PR	Yds	Avg	TD	LP	KR	Yds	Avg	TD	LP
2010	10	8	76	9.5	0	47	3	84	28.0	0	36
2011	11	1	2	2.0	0	2	7	157	22.4	0	67
2012	2	0	0	0.0	0	0	4	83	20.8	0	26
Total	23	9	78	8.7	0	47	14	324	23.5	0	67

GAME-BY-GAME STATISTICS

2012	S-A	Total	Sack	TFL	FF	FR	Int	PB	Blk
SCSU	4-0	4	0	0	0	0	0	0	0
Tennessee	3-0	3	0	0	0	0	0	0	0

2011	S-A	Total	Sack	TFL	FF	FR	Int	PB	Blk
Clark Atlanta	2-0	2	1-10	1-10	0	0	0	0	0
Old Dominion	2-1	3	0	0	2	0	0	1	0
Jax State	5-1	6	0	1-2	0	0	0	0	0
Houston	1-2	3	0	0	0	0	0	2	0
Murray	0-0	0	0	0	0	0	0	0	0
SC State	0-1	1	0	0	0	0	0	2	0
South Alabama	2-2	4	0	0	0	0	0	0	0
UTSA	0-1	1	0	0	0	0	0	1	0
St. Francis	9-0	9	0	2-4	0	0	0	1	0
West Alabama	1-0	1	0	0	0	0	0	0	0
Campbell	3-0	3	0	0	0	0	0	2	0

2010	S-A	Total	Sack	TFL	FF	FR	Int	PB	Blk
Shorter	0-0	0	0	0	0	0	0	0	0
Lambuth	0-1	1	0	0	2	0	0	0	0
Jax State	2-0	2	0	0	0	0	0	0	0
Campbell	0-0	0	0	0	0	0	0	0	0
Morehead St.	1-1	2	0	0	0	0	1-14	0	0
Savannah St.	0-1	1	0	0	0	0	0	0	0
N.C. Central	DNP								
Old Dominion	1-1	2	0	0	0	0	0	0	0
South Alabama	0-0	0	0	0	0	0	0	0	0
Lamar	0-0	0	0	0	0	0	0	0	0
Alabama	0-0	0	0	0	0	0	0	0	0



#9 BRENT McCLENDON

CB • 5-9, 175 • Jr.-R
Atlanta, Ga. (Mays HS)

- Shares the GSU career lead with three interceptions
- Grabbed his third career interception in the season opener against South Carolina State
- Finished the 2011 season with 31 tackles, one interception and three pass breakups
- Season-high seven tackles and an interception in win over South Alabama (10-22-11)
- Had 36 tackles, one interception and one fumble recovery during the inaugural season
- Career-high eight tackles at South Alabama (10-30-10)
- Had a tackle for loss and a fumble recovery in win over Savannah St. (10-9-10)
- Grabbed his first interception in win over N.C. Central (10-16-10)
- Son of former Georgia and Chicago Bears running back Willie McClendon. Older brother Bryan is running backs coach at Georgia.

CAREER STATISTICS


Year	G	UA-A	Total	TFL	Sk	Int	PB	FR	FF
2010	10	20-16	36	2.5-13	0.5-6	1-0	2	1-0	2
2011	11	20-11	31	1-11	1-11	1-7	3	0	0
2012	2	3-0	4	0	0	1-19	0	0	0
Total	23	43-27	70	3.5-24	1.5-17	3-26	5	1-0	2

GAME-BY-GAME STATISTICS

2012	S-A	Total	Sack	TFL	FF	FR	Int	PB	Blk
SCSU	1-0	1	0	0	0	0	1-19	0	0
Tennessee	2-0	2	0	0	0	0	0	0	0

2011	S-A	Total	Sack	TFL	FF	FR	Int	PB	Blk
CAU	1-1	2	0	0	0	0	0	0	0
ODU	3-0	3	0	0	0	0	0	0	0
Jax State	3-0	3	1-11	1-11	0	0	0	1	0
Houston	1-3	4	0	0	0	0	0	1	0
Murray	0-0	0	0	0	0	0	0	0	0
SCSU	1-1	2	0	0	0	0	0	0	0
USA	2-5	7	0	0	0	0	1-7	1	0
UTSA	1-1	2	0	0	0	0	0	0	0
St. Francis	5-0	5	0	0	0	0	0	0	0
UWA	2-0	2	0	0	0	0	0	0	0
Campbell	1-0	1	0	0	0	0	0	0	0

2010	S-A	Total	Sack	TFL	FF	FR	Int	PB	Blk
Shorter	4-1	5	0	1-6	0	0	0	0	0
Lambuth	2-4	6	0.5-6	0.5-6	0	0	0	0	0
Jax State	0-0	0	0	0	0	0	0	0	0
Campbell	DNP - Injured								
Morehead	5-0	5	0	0	0	0	0	0	0
Savannah St.	1-0	1	0	1-1	0	1-0	0	0	0
NCCU	1-1	2	0	0	0	0	1-0	0	0
ODU	1-2	3	0	0	0	0	0	0	0
USA	3-5	8	0	0	0	0	0	0	0
Lamar	1-0	1	0	0	1	0	0	0	0
Alabama	3-1	4	0	0	0	0	0	1	0



#16 BEN McLANE

QB • 6-1, 210 • Fr-R
Snellville, Ga. (Brookwood HS)

- Takes over as the starting quarterback after earning the job in spring practice
- Passed for 176 yards at Tennessee and rushed for a 12-yard touchdown, one of three fourth downs he converted with runs

- Led Atlanta-area prep power Brookwood High School to the Class AAAAA state title in 2010

CAREER STATISTICS

Year.....	G-GS	Eff	Cm-Att	Int	Pct	Yds	TD	LP	Sk	PG
2012.....	2-2	75.6	25-56	1	.446	230	0	26	8	115.0

Year.....	Rsh	Yards	Avg	TD	LP	Ply	Total	TDR	PG
2012.....	17	-55	-	1	12	73	175	1	87.5

GAME-BY-GAME STATISTICS

2012.....	C-A	Yds	TD	Int	LP	Rsh	Yds	TD	LP	TO-TD	Sck
SCSU.....	7-15	54	0	0	20	7	-34	0	8	20-0	5
Tennessee.....	18-41	176	0	1	26	10	-21	1	12	155-1	3



#6 DARREN McCRAY

WR • 5-7, 150 • Jr-R
Columbus, Ga. (Spencer HS)

- Speedy receiver and return specialist
- Battled injuries in 2011 but over the final three games of 2011, he had four catches for 53 yards and five kickoff returns for a 22.6-yard average
- Averaged 27.0 yards on 10 kickoff returns in 2010

- Had the first kickoff return for touchdown in GSU history with a 96-yard score in win over Campbell (9-25-10). Named national Kickoff Return Performer of the Week in FCS by the College Football Performance Awards.
- Scored a rushing touchdown against fourth-ranked Jacksonville State (9-18-10) with an electrifying 41-yard run on a reverse handoff from Albert Wilson

CAREER STATISTICS

Year.....	G	Rec	Yds	Avg	TD	LP	Rsh	Yds	Avg	TD	LP
2010.....	9	2	28	14.0	0	14	2	38	19.0	1	41
2011.....	8	5	55	11.0	0	20	1	1	1.0	0	1
2012.....	2	0	0	0.0	0	0	0	0	0.0	0	0
Total.....	18	7	83	11.9	0	20	3	39	13.0	1	41

Year.....	G	KOR	Yds	Avg	TD	LP
2010.....	9	10	270	27.0	1	96
2011.....	8	5	113	22.6	0	37
2012.....	2	0	0	0.0	0	0
Total.....	18	15	383	25.5	1	96

GAME-BY-GAME STATISTICS

2012.....	Rec	Yds	TD	LP	Rsh	Yds	TD	LP	KR	Yds	TD	LP
SCSU.....	0	0	0	0	0	0	0	0	0	0	0	0
Tennessee.....	0	0	0	0	0	0	0	0	0	0	0	0

2011.....	Rec	Yds	TD	LP	Rsh	Yds	TD	LP	KR	Yds	TD	LP
Houston.....	1	2	0	2	0	0	0	0	0	0	0	0
UTSA.....	0	0	0	0	1	1	0	1	0	8	0	8
St. Francis.....	2	25	0	20	0	0	0	0	1	21	0	21
West Ala.....	1	14	0	14	0	0	0	0	3	47	0	28
Campbell.....	1	14	0	14	0	0	0	0	1	37	0	37

2010.....	Rec	Yds	TD	LP	Rsh	Yds	TD	LP	KR	Yds	TD	LP
Shorter.....	0	0	0	0	0	0	0	0	0	0	0	0
Lambuth.....	1	14	0	14	0	0	0	0	0	0	0	0

Jax State.....	0	0	0	0	1	41	1	41	0	14	0	0
Campbell.....	0	0	0	0	0	0	0	0	3	129	1	96
Morehead.....	0	0	0	0	1	-3	0	0	1	13	0	13
Savannah St.....	1	14	0	14	0	0	0	0	0	0	0	0
Old Dominion.....	0	0	0	0	0	0	0	0	3	61	0	23
So. Alabama.....	0	0	0	0	0	0	0	0	0	0	0	0
Alabama.....	0	0	0	0	0	0	0	0	3	53	0	22



#88 EMMANUEL OGBUEHI

TE • 6-3, 235 • Sr-R
Buford, Ga. (Mill Creek HS)

- GSU's starting tight end after two seasons as the top backup
- Caught the first touchdown pass in GSU history on a four-yard completion from Drew Little against Shorter

- Part of Georgia State's longest pass play of the 2010 season with his 55-yard reception against Alabama (11-19-10) on the Panthers' first play from scrimmage
- Former walk-on who participated in tryouts in 2008-09 and then joined the team for fall 2009
- Last name pronounced oh-BOY-ee
- Chemistry major who plans to attend pharmacy school

CAREER STATISTICS

Year.....	G	Rec	Yards	Avg	TD	LP
2010.....	11	15	199	13.3	1	55
2011.....	6	7	100	14.3	0	28
2012.....	2	0	0	0.0	0	0
Total.....	19	22	299	13.6	1	55

GAME-BY-GAME STATISTICS

2011.....	Rec	Yds	TD	LP
Clark Atlanta.....	3	48	0	28
Old Dominion.....	2	11	0	6
Jacksonville State.....	0	0	0	0
Houston.....	0	0	0	0
Murray State.....	2	41	0	35
Campbell.....	0	0	0	0

2010.....	Rec	Yds	TD	LP
Shorter.....	1	4	1	4
Lambuth.....	0	0	0	0
Jacksonville State.....	3	29	0	12
Campbell.....	2	12	0	8
Morehead.....	0	0	0	0
Savannah State.....	1	7	0	7
NC Central.....	1	12	0	12
Old Dominion.....	3	64	0	36
South Alabama.....	2	13	0	11
Lamar.....	1	3	0	3
Alabama.....	1	55	0	55



#44 JOSEPH PETERSON

ILB • 6-0, 210 • Fr.
Dothan, Ala. (Dothan)

- True freshman who has earned a starting berth at the "mike" inside linebacker
- GSU's second leading tackler with 17
- Made his debut against South Carolina State and was GSU's second-leading tackler in the game with eight hits, including one tackle for loss

- Served as a game captain at Tennessee and made nine tackles
- Alabama all-state selection in Class 6A at Dothan High School

CAREER STATISTICS

Year.....	G	UA-A	Total	TFL	Sk	Int	PB	FR	FF	BK
2012.....	2	11-6	17	1-1	0	0	0	0	0	0

GAME-BY-GAME STATISTICS

2012	UA-A	Total	Sack	TFL	FF	FR	Int	PB	BK
SCSU	6-2	8	0	1-1	0	0	0	0	0
Tennessee	5-4	9	0	0	0	0	0	0	0



#20 DONALD RUSSELL

RB • 5-11, 212 • Sr.
West Palm Beach, Fla. (Dwyer HS/Kentucky)

- Leads the CAA in rushing with 94.0 ypg
- Opened the 2012 season with 120 yards rushing on just 12 carries for his second straight 100-yard game and his third for the Panthers. Ran 52 yards on his first carry of the season, his longest run in a GSU uniform.

- GSU's leading rusher in 2011 with 665 yards on 128 carries, despite missing almost two full games to injury
- Led the team with nine touchdowns (the GSU career record), and scored at least once in the first seven games he played for GSU
- Became the first 100-yard rusher in school history when he gained a then school-record 136 yards on 20 carries in win over South Alabama (10-22-11). Scored the game-winning TD on an eight-yard run in the second overtime.
- Carried the ball on every GSU play on two OT possessions against South Alabama, gaining 43 yards on five carries
- Finished the season with 146 yards on 19 carries in win over Campbell (11-19-11).
- Missed Houston game with a knee sprain. Sprained an ankle vs. St. Francis and was limited to just one carry following week at West Ala.
- Opened his GSU career by rushing for 56 yards on nine carries against Clark Atlanta. Scored touchdowns the first two times he touched the ball (20 yards and three yards)
- Joined the program in 2011 after transferring from Kentucky, where he spent two seasons as a backup
- Kentucky's third-leading rusher in 2010 with 293 yards, two touchdowns and 4.6 yards per carry in 12 games. Also caught 14 passes for 134 yards
- Played in five games as a freshman in 2009 and carried 13 times for 137 yards. Season was highlighted by his 79-yard scoring scamper vs. Eastern Kentucky
- Rated as one of the nation's top 50 running backs and a top 100 player in Florida at Dwyer High

CAREER STATISTICS

Year	G	Att	Yds	Avg	TD	LP	Rec	Yds	Avg	TD	LP
2009 (UK)	5	13	137	10.5	1	79	0	0	0	0	0
2010 (UK)	12	64	293	4.6	2	25	14	134	9.6	0	37
2011 (GSU)	10	128	665	5.2	9	32	5	41	8.2	0	20
2012 (GSU)	2	27	188	7.0	0	52	3	37	12.3	0	26
GSU Total	13	155	853	5.5	9	52	8	78	9.8	0	26
Total	29	232	1283	5.6	12	79	22	212	9.6	0	37

GAME-BY-GAME STATISTICS

2012	Att	Yds	TD	LP	Rec	Yds	TD	LP	TD	
SCSU	12	120	0	52	1	4	0	4		
Tennessee	15	68	0	26	2	33	0	26		
2011	Att	Yds	TD	LP	Rec	Yds	TD	LP	TD	
CAU	9	56	2	20	0	0	0	0	20, 3	
ODU	5	20	1	9	0	0	0	0	2	
Jax State	13	47	1	13	2	13	0	11	1	
Houston	DNP-Injured									
Murray	17	64	2	11	1	20	0	20	4, 9	
SCSU	15	85	1	25	0	0	0	0	9	
USA	20	136	1	42	2	8	0	6	8	
UTSA	21	87	1	24	0	0	0	0	24	
St. Francis	8	19	0	5	0	0	0	0		
UWA	1	5	0	5	0	0	0	0		
Campbell	19	146	0	20	0	0	0	0		



#4 DEMAZIO SKELTON

SS • 6-1, 190 • Sr.
Myrtle Beach, S.C. (Myrtle Beach HS/ Georgia Military College)

- GSU's leading tackler with 20 hits and two pass breakups
- Career-high 12 tackles in 2012 opener vs. SCSU
- GSU's second-leading tackler in 2011 with 61
- Also second on the team with six pass breakups, along with four tackles for loss, two interceptions, a fumble recovery, a forced fumble and a blocked kick
- Grabbed an interception and returned it 26 yards to set up a touchdown against Clark Atlanta (9-2-11)
- Had his second interception in season finale vs. Campbell (11-19-11)
- Recovered a fumble in the end zone and returned it 93 yards against Old Dominion (9-10-11), when he had a season-high nine tackles.
- Blocked a punt for a safety (the first in GSU history) against West Alabama (11-12-11)
- Former junior college standout at Georgia Military College who joined the GSU program in 2011

CAREER STATISTICS

Year	G	UA-A	Total	TFL	Sk	Int	PB	FR	FF	BK
2011	11	37-24	61	4-8	1-4	2-28	6	1-93	1	1
2012	2	14-6	12	0.5-1	0	0	2	0	0	0
Total	13	51-30	81	4.5-9	1-4	2-28	8	1-93	1	1

GAME-BY-GAME STATISTICS

2012	S-A	Total	Sack	TFL	FF	FR	Int	PB	Blk
SCSU	9-3	12	0	0.5-1	0	0	0	2	0
Tennessee	5-3	8	0	0	0	0	0	0	0
2011	S-A	Total	Sack	TFL	FF	FR	Int	PB	Blk
CAU	2-1	3	0	0	0	0	1-26	0	0
ODU	5-4	9	0	0	0	1-93	0	0	0
Jax State	5-1	6	0	1-2	0	0	0	0	0
Houston	2-6	8	0	1-1	0	0	0	0	0
Murray	3-3	6	1-4	1-4	1	0	0	0	0
SCSU	2-2	4	0	1-1	0	0	0	2	0
USA	4-4	8	0	0	0	0	0	1	0
UTSA	3-1	4	0	0	0	0	0	2	0
St. Francis	6-0	6	0	0	0	0	0	0	0
UWA	3-2	5	0	0	0	0	0	0	1
Campbell	2-0	2	0	0	0	0	1-2	1	0



#17 DANNY WILLIAMS

WR • 6-4, 200 • Jr-R
Orlando, Fla. (Boone HS)

- Has caught at least one pass in every game he has played for GSU (23 straight, then missed Tennessee game due to injury).
- The leading receiver in GSU history with career totals of 87 catches for 1,177 yards and eight touchdowns.
- Second on 2011 team with 30 receptions for 485 yards and three TD
- Set the then-GSU record with 151 yards receiving on nine catches vs. Murray State (10-8-11), including a 43-yard touchdown catch and a 49-yard reception
- Hauled in a career-long 56-yard touchdown pass against Campbell (11-19-11).
- GSU's leading receiver in 2010 with 54 receptions for 649 yards and five TD. Averaged 4.9 catches and 59.0 yards per game.
- Became the Panthers' first-ever 100-yard receiver with eight catches for 101 yards in win over Morehead State (10-2-10)
- Bettered that with five catches for 103 yards against N.C. Central, including a 24-yard TD catch that put GSU ahead with 5:36 left.

- Career-high 11 catches for 102 yards vs. Old Dominion (10-23-10)
- Had five receptions for 82 yards against South Alabama (10-30-10), including a 47-yard scoring play for his longest reception of 2010
- Had seven catches for 78 yards in overtime loss to fourth-ranked Jacksonville State (9-18-10). Set up the tying touchdown late in regulation with a 16-yard reception down to the one-yard line

CAREER STATISTICS

Year	G	Rec	Yds	Avg	TD	LP	PG	Rsh	Yds	TD	LP
2010	11	54	649	12.0	5	47	59.0	1	-1	0	0
2011	11	30	485	16.2	3	56	44.1	0	0	0	0
2012	1	3	43	14.3	0	20	43.0	0	0	0	0
Total	23	87	1177	13.5	8	56	51.5	1	-1	0	0

GAME-BY-GAME STATISTICS

2012	Rec	Yds	TD	LP	Rush	Yds	TD	LP	TD
SCSU	3	43	0	20	0	0	0	0	
Tennessee	DNP-Injured								

2011	Rec	Yds	TD	LP	Rush	Yds	TD	LP	TD
CAU	2	21	0	14	0	0	0	0	
ODU	1	37	0	37	0	0	0	0	
Jax State	2	10	0	12	0	0	0	0	
Houston	4	70	0	42	0	0	0	0	
Murray	9	151	1	49	0	0	0	0	43
SCSU	2	20	0	15	0	0	0	0	
USA	2	17	0	14	0	0	0	0	
UTSA	1	13	0	13	0	0	0	0	
St. Francis	2	48	1	26	0	0	0	0	22
UWA	1	6	0	6	0	0	0	0	
Campbell	4	92	1	56	0	0	0	0	56

2010	Rec	Yds	TD	LP	Rush	Yds	TD	LP	TD
Shorter	2	28	0	15	0	0	0	0	
Lambuth	2	44	1	39	0	0	0	0	39
Jax State	7	78	0	23	1	-1	0	0	
Campbell	4	22	1	8	0	0	0	0	8
Morehead	8	101	0	38	0	0	0	0	
Savannah St.	3	19	1	7	0	0	0	0	7
NCCU	5	103	1	24	0	0	0	0	24
ODU	11	102	0	16	0	0	0	0	
USA	5	82	1	47	0	0	0	0	47
Lamar	6	61	0	18	0	0	0	0	
Alabama	1	9	0	9	0	0	0	0	



#15 ALBERT WILSON

WR • 5-9, 195 • Jr.
Port St. Lucie, Fla. (Port St. Lucie HS)

- The Panthers' most versatile weapons as a receiver and return specialist with a career average of 115.6 all-purpose yards per game
- GSU's career leader in receiving yards with 1,184 while ranking second in receptions with 67.
- His eight TD receptions are tied for the GSU career record. All eight are 28 yards or longer.

- Opened the season with 173 all-purpose yards against SC State and was an honorable mention selection for FCS National All-Purpose Performer of the Week by the CFP.
- GSU's leading receiver in 2011 with 37 catches for 772 yards (20.9 yds per catch) and six touchdowns
- Eighth in the nation in punt returns (11.9), 20th in receiving yards per game (85.8) and 29th in all-purpose yards in 2011
- Caught the two longest passes in school history against South Alabama (10-22-11) with touchdown catches of 78 yds (on a screen pass) and 64 yards. Set school record with 175 yards receiving.
- Career-high eight catches for 120 yards, including a 33-yard TD catch, at West Alabama (12-11-11). Totalled 182 all-purpose yards.
- Set then-school record with 146 yards receiving on six catches against No. 16 Jacksonville State (9-17-11). Had catches of 54 and 53 yards, but injured his hamstring on the latter play.

- Caught touchdown passes of 30 and 48 yards vs. Clark Atlanta (9-2-11)
- Preseason All-Independent by Phil Steele's 2011 College Football Preview; College Football Performance Awards preseason watch list
- GSU's third-leading receiver in 2010 with 19 catches for 294 yards and two touchdowns. Averaged 93.2 all-purpose yards per game.
- Averaged 28.1 yards on 22 kickoff returns in 2010
- Made one of the top plays of the season for the Panthers with his 97-yard kickoff return for a touchdown at Alabama (11-19-10)

CAREER STATISTICS

Year	G	Rec	Yds	Avg	TD	LP	PG	Rsh	Yds	Avg	TD	LP
2010	10	19	294	15.5	2	51	29.4	11	18	1.6	0	9
2011	9	37	772	21.2	6	78	85.8	4	44	11.0	0	22
2012	2	11	118	10.7	0	24	59.0	2	17	8.5	0	11
Total	21	67	1184	17.7	8	54	56.4	17	79	4.7	0	22

Year	G	KR	Yds	Avg	TD	LP	PR	Yds	Avg	TD	LP	All-P
2010	10	22	618	28.1	1	97	3	2	0.7	0	21	932
2011	9	13	239	18.4	0	37	13	155	11.9	0	28	1210
2012	2	5	125	25.0	0	44	2	25	12.5	0	18	285
Total	21	40	982	24.5	1	97	18	182	10.1	0	28	2427

GAME-BY-GAME STATISTICS

2012	Rec	Yds	TD	LP	Rsh	Yds	TD	LP	TD
SCSU	3	44	0	20	0	0	0	10	
Tennessee	8	74	0	24	2	17	0	11	

2012	PR	Yds	TD	LP	KOR	Yds	TD	LP	All-P
SCSU	2	25	0	18	4	104	0	44	173
Tennessee	0	0	0	0	1	21	0	21	112

2011	Rec	Yds	TD	LP	Rsh	Yds	TD	LP	TD
CAU	3	85	2	48	1	10	0	10	30, 48
ODU	4	53	0	21	1	1	0	1	
Jax State	6	146	0	54	0	0	0	0	
Houston	DNP-INJURED								
Murray	DNP-INJURED								
SCSU	2	42	0	26	0	0	0	0	
USA	5	175	2	78	0	0	0	0	78, 64
UTSA	1	54	1	54	0	0	0	0	54
St. Francis	7	89	0	50	2	33	0	22	
UWA	8	120	1	33	0	0	0	0	33
Campbell	1	8	0	8	0	0	0	0	

2011	PR	Yds	TD	LP	KOR	Yds	TD	LP	All-P
CAU	3	34	0	28	0	0	0	0	129
ODU	7	85	0	30	5	90	0	28	229
Jax State	0	0	0	0	4	51	0	19	197
Houston	DNP-INJURED								
Murray	DNP-INJURED								
SCSU	1	0	0	0	0	0	0	0	42
USA	0	0	0	0	0	0	0	0	175
UTSA	1	14	0	14	1	5	0	0	73
St. Francis	1	22	0	22	0	0	0	0	144
UWA	0	0	0	0	2	62	0	37	182
Campbell	0	0	0	0	1	37	0	37	45

2010	Rec	Yds	TD	LP	Rsh	Yds	TD	LP	KR	Yds	TD	LP
Shorter	1	7	0	7	3	5	0	3	1	53	0	53
Lambuth	DNP											
Jax State	0	0	0	0	0	0	0	0	4	78	0	34
Campbell	1	54	0	51	2	2	0	1	0	0	0	0
Morehead	3	78	0	42	3	15	0	7	0	0	0	0
Sav St	4	72	2	29	0	0	0	0	3	84	0	35
NCCU	1	7	0	7	0	0	0	0	3	55	0	20
ODU	1	16	0	16	1	9	0	9	3	58	0	27
USA	3	33	0	14	0	0	0	0	4	125	0	50
Lamar	6	34	0	9	1	-12	0	0	1	25	0	25
Alabama	0	0	0	0	1	-1	0	0	3	140	1	97



#75 TERRANCE WOODARD

NG • 6-4, 320 • Jr.
Ocilla, Ga. (Irwin County HS)

- Moved into the starting lineup this season after two years as a backup on the defensive line
- GSU's third-leading tackler on the season
- Career-high 10 tackles at Tennessee (9-8-12), along with a fumble recovery and a pass breakup

CAREER STATISTICS

Year.....	G	UA-A	Total	TFL	Sk	Int	PB	FR	FF
2010.....	10	5-10	15	0-0	0	0	0	0	0
2011.....	9	13-8	21	1-1	0	0	0	0	1
2012.....	2	8-7	15	1-6	0	0	1	1-0	0
Total.....	21	26-25	51	2-7	0	0	1	1-0	1

GAME-BY-GAME STATISTICS

2012.....	S-A	Total	Sack	TFL	FF	FR	Int	PB	Blk
SCSU.....	5-0	5	0	1-6	0	0	0	0	0
Tennessee.....	3-7	10	0	0	0	1	0	1	0

LONGEST PLAYS IN GSU HISTORY

LONGEST PASSES

- 78 Albert Wilson from Kelton Hill vs. South Alabama, 2011 (TD)
- 64 Albert Wilson from Kelton Hill vs. South Alabama, 2011 (TD)
- 56 Danny Williams from Kelton Hill vs. Campbell, 2011 (TD)
- 55 Jordan Giles from Kelton Hill vs. Campbell, 2011 (TD)
- 55 Emmanuel Ogbuehi from Drew Little vs. Alabama, 2010
- 54 Albert Wilson from Kelton Hill vs. UTSA, 2011 (TD)
- 54 Albert Wilson from Bo Schlechter vs. Jacksonville State, 2011
- 53 Albert Wilson from Drew Little vs. Jacksonville State, 2011
- 50 Albert Wilson from Kelton Hill vs. St. Francis, 2011
- 49 Danny Williams from Kelton Hill vs. Murray State, 2011
- 48 Albert Wilson from Bo Schlechter vs. Clark Atlanta, 2011 (TD)
- 47 Danny Williams from Drew Little vs. South Alabama, 2010 (TD)

LONGEST RUNS

- 62 Sidney Haynes vs. Lamar, 2010
- 53 Kelton Hill vs. West Alabama, 2011 (TD)
- 53 Kelton Hill vs. Lambuth, 2010
- 52 Kelton Hill vs. St. Francis, 2011
- 52 Donald Russell vs. SC State, 2012
- 46 Travis Evans vs. Jacksonville State, 2010 (TD)
- 41 Darren McCray vs. Jacksonville St., 2010 (TD)

LONGEST PUNT RETURNS

- 47 Demarius Matthews vs. Morehead St., 2010
- 31 Demarius Matthews vs. Shorter, 2010
- 30 Albert Wilson vs. Old Dominion, 2011

LONGEST KICKOFF RETURNS

- 97 Albert Wilson vs. Alabama, 2010 (TD)
- 96 Darren McCray vs. Campbell, 2010 (TD)
- 67 Demarius Matthews vs. Jacksonville St., 2011
- 53 Albert Wilson vs. Shorter, 2010

LONGEST FIELD GOALS

- 49 Iain Vance vs. Morehead State, 2010
- 47 Iain Vance vs. Lamar, 2010
- 46 Iain Vance vs. Savannah State, 2010
- 46 Christian Benvenuto vs. So. Alabama, 2011

LONGEST PUNTS

- 80 Matt Hubbard vs. SC State, 2012
- 64 Matt Hubbard vs. UTSA, 2011
- 62 Bo Schlechter vs. Campbell, 2010
- 60 Matt Hubbard vs. South Carolina State, 2011
- 59 Bo Schlechter vs. NC Central, 2010
- 59 Matt Hubbard vs. SC State, 2012
- 58 Matt Hubbard vs. SC State, 2012

GEORGIA STATE SINGLE-GAME SUPERLATIVES

RUSHING YARDS

152	Kelton Hill vs. West Alabama, 2011
146	Donald Russell vs. Campbell, 2011
141	Kelton Hill vs. Campbell, 2011
136	Donald Russell vs. South Alabama, 2011
120	Donald Russell vs. SC State, 2012
98	Kelton Hill vs. St. Francis, 2011

RUSHING ATTEMPTS

21	Donald Russell vs. UTSA, 2011
20	Kelton Hill vs. Campbell, 2011
20	Donald Russell vs. South Alabama, 2011
19	Kelton Hill vs. West Alabama, 2011
19	Donald Russell vs. Campbell, 2011
17	Donald Russell vs. Murray State, 2011

RUSHING TOUCHDOWNS

2	Donald Russell vs. Clark Atlanta, 2011
2	Donald Russell vs. Murray State, 2011
2	Kelton Hill vs. West Alabama, 2011
2	Parris Lee vs. Shorter, 2010

RECEIVING YARDS

175	Albert Wilson vs. South Alabama, 2011
151	Danny Williams vs. Murray State, 2011
146	Albert Wilson vs. Jacksonville State, 2011
120	Albert Wilson vs. West Alabama, 2011
103	Danny Williams vs. N.C. Central, 2010
102	Danny Williams vs. Old Dominion, 2010
101	Danny Williams vs. Morehead State, 2010

RECEPTIONS

11	Danny Williams vs. Old Dominion, 2010
9	Danny Williams vs. Murray State, 2011
8	Danny Williams vs. Morehead State, 2010
8	Albert Wilson vs. West Alabama, 2011
8	Albert Wilson vs. Tennessee, 2012
7	Albert Wilson vs. St. Francis, 2011
7	Danny Williams vs. Jacksonville State, 2011

RECEIVING TOUCHDOWNS

2	Albert Wilson vs. South Alabama, 2011
2	Albert Wilson vs. Clark Atlanta, 2011
2	Albert Wilson vs. Savannah State, 2010
2	Jordan Giles vs. Campbell, 2011
2	Arthur Williams vs. Morehead State, 2010

PASSING YARDS

414	Drew Little vs. Old Dominion, 2010
287	Drew Little vs. Morehead State, 2010
228	Kelton Hill vs. West Alabama, 2011
228	Drew Little vs. Murray State, 2011
227	Drew Little vs. Jacksonville State, 2010

PASS ATTEMPTS

53	Drew Little vs. Old Dominion, 2010
41	Ben McLane vs. Tennessee, 2012
38	Drew Little vs. Murray State, 2011
38	Drew Little vs. Jacksonville State, 2010
36	Kelton Hill vs. West Alabama, 2011
35	Drew Little vs. Lamar, 2010
34	Drew Little vs. South Alabama, 2010

PASS COMPLETIONS

32	Drew Little vs. Old Dominion, 2010
25	Drew Little vs. Jacksonville State, 2010
22	Drew Little vs. Lamar, 2010
20	Drew Little vs. South Alabama, 2010
19	Kelton Hill vs. West Alabama, 2011

COMPLETION PERCENTAGE

.800	Kelton Hill vs. South Alabama, 2011 (12-15)
.765	Drew Little vs. Shorter, 2010 (13-17)
.724	Drew Little vs. Morehead State, 2010 (21-29)
.722	Bo Schlechter vs. Clark Atlanta, 2011 (13-18)
.695	Drew Little vs. Campbell, 2010 (16-3)

TOUCHDOWN PASSES

4	Kelton Hill vs. Campbell, 2011
4	Drew Little vs. Morehead State, 2010
4	Drew Little vs. Savannah State, 2010
3	Bo Schlechter vs. Clark Atlanta, 2011

TOTAL OFFENSE

417	Drew Little vs. Old Dominion, 2010
380	Kelton Hill vs. West Alabama, 2011
354	Kelton Hill vs. Campbell, 2011
295	Kelton Hill vs. St. Francis, 2011
283	Drew Little vs. Morehead State, 2010

TD RESPONSIBILITY

5	Kelton Hill vs. Campbell, 2011 (1/4)
4	Drew Little vs. South Alabama, 2010 (2/2)
4	Drew Little vs. Morehead State, 2010 (0/4)
4	Drew Little vs. Savannah State, 2010 (0/4)

TOUCHDOWNS SCORED

2	Donald Russell vs. Clark Atlanta, 2011
2	Donald Russell vs. Murray State, 2011
2	Kelton Hill vs. West Alabama, 2011
2	Parris Lee vs. Shorter, 2010
2	Albert Wilson vs. South Alabama, 2011
2	Albert Wilson vs. Clark Atlanta, 2011
2	Albert Wilson vs. Savannah State, 2010
2	Jordan Giles vs. Campbell, 2011
2	Arthur Williams vs. Morehead State, 2010
2	Sam Burkhalter vs. Savannah State, 2010
2	Drew Little vs. South Alabama, 2010

POINTS BY KICKING

13	Iain Vance vs. Savannah State, 2010
11	Iain Vance vs. Shorter, 2010
11	Iain Vance vs. Lamar, 2010
10	Chrisitan Benvenuto vs. Clark Atlanta, 2011
9	Iain Vance vs. Jacksonville State, 2010
9	Chrisitan Benvenuto vs. South Alabama, 2011

MOST FIELD GOALS

3	Iain Vance vs. Lamar, 2010
2	Chrisitan Benvenuto, four games
2	Iain Vance, four games
2	Matt Ehasz vs. SC State, 2012

MOST PAT

7	Iain Vance vs. Savannah State, 2010
5	Iain Vance vs. Shorter, 2010
6	Matt Ehasz vs. Campbell, 2011
4	Chrisitan Benvenuto vs. Clark Atlanta, 2011
4	Iain Vance vs. Morehead State, 2010
4	Iain Vance vs. South Alabama, 2010

PUNTS

10	Matt Hubbard vs. Old Dominion, 2011
10	Matt Hubbard vs. Houston, 2011
8	Matt Hubbard vs. Tennessee, 2012
6	Matt Hubbard vs. SC State, 2011
6	Bo Schlechter vs. Murray State, 2011

PUNTING YARDS

406	Matt Hubbard vs. Old Dominion, 2011
372	Matt Hubbard vs. Houston, 2011
358	Matt Hubbard vs. Tennessee, 2012
311	Matt Hubbard vs. SC State, 2012
275	Matt Hubbard vs. SC State, 2011
235	Matt Hubbard vs. UTSA, 2011

PUNTING AVERAGE (MIN. 3)

62.2	Matt Hubbard vs. SC State, 2012 (5)
51.0	Bo Schlechter vs. NCCU, 2010 (4)
50.0	Bo Schlechter vs. Campbell, 2010 (4)
45.8	Matt Hubbard vs. SC State, 2011 (6)

KICKOFF RETURNS

5	Albert Wilson vs. Old Dominion, 2011
4	Albert Wilson vs. Jacksonville State, 2011
4	Albert Wilson vs. Jacksonville State, 2010
4	Albert Wilson vs. South Alabama, 2011
4	Albert Wilson vs. SC State, 2012

KICKOFF RETURN YARDS

140	Albert Wilson vs. Alabama, 2010
129	Darren McCray vs. Campbell, 2010
125	Albert Wilson vs. South Alabama, 2010
104	Albert Wilson vs. SC State, 2012
90	Albert Wilson vs. Old Dominion, 2011

PUNT RETURNS

7	Albert Wilson vs. Old Dominion, 2011
3	Demarius Matthews vs. Morehead St., 2010

PUNT RETURN YARDS

85	Albert Wilson vs. Old Dominion, 2011
48	Demarius Matthews vs. Morehead St., 2010

ALL-PURPOSE YARDS

229	Albert Wilson vs. Old Dominion, 2011
197	Albert Wilson vs. Jacksonville State, 2011
182	Albert Wilson vs. West Alabama, 2011
175	Albert Wilson vs. South Alabama, 2011
173	Albert Wilson vs. SC State, 2012
158	Albert Wilson vs. South Alabama, 2010

MOST TACKLES

16	Fred Barnes vs. Shorter, 2010
14	Mark Hogan vs. Old Dominion, 2010
12	Demazio Skelton vs. SC State, 2012
12	Dexter Moody vs. Old Dominion, 2011
11	Mike Hall vs. South Carolina State, 2011
10	Dexter Moody vs. Houston, 2011
10	Jake Muasau vs. UTSA, 2011
10	Terrance Woodard vs. Tennessee, 2012

MOST TACKLES FOR LOSS

4	Jake Muasau vs. UTSA, 2011
2	11 players

MOST SACKS

3	Jake Muasau vs. Lambuth, 2010
2	Christo Bilukidi vs. Murray State, 2011
2	Jake Muasau vs. UTSA, 2011

MOST INTERCEPTIONS

2	D'Mario Gunn vs. Murray State, 2011
---	-------------------------------------

2010 • 6-5

Inaugural Season (Unclassified)

Head Coach: Bill Curry

Date	Opponent	Result	Att	— OFFENSE —				— DEFENSE —			
				At-Yds-TD	Pass	Cm-At-TD-I	Ply-TO	At-Yds-TD	Pass	Cm-At-TD-I	Ply-TO
S. 2	Shorter (Thu.).....hW	41-7	30,237	35-212-3	154	14-19-2-0	54-366	53-206-1	57	11-15-0-0	64-263
S. 11	Lambuth.....hL	14-23	12,647	17-91-1	92	8-18-1-4	35-183	50-184-2	126	19-26-0-1	76-310
S. 18	#3 Jacksonville State ^{TV1}(ot) hL	27-34	16,128	22-112-3	227	25-40-0-1	62-339	39-167-3	283	24-43-1-0	71-450
S. 25	at Campbell.....aW	34-21	3,021	26-117-0	163	16-23-2-0	49-280	54-257-2	84	9-18-1-1	72-341
O. 2	Morehead State ^{TV2}hW	37-10	15,264	40-152-1	289	22-33-4-2	73-441	21-50-0	230	27-44-1-2	65-280
O. 9	Savannah State.....hW	55-21	14,908	40-232-3	201	19-29-4-0	69-433	44-154-2	109	13-19-1-2	63-263
O. 16	N.C. Central (HC).....(ot) hW	20-17	13,378	35-112-1	205	16-29-1-0	64-317	43-175-1	154	11-23-1-3	66-329
O. 23	at Old Dominion ^{TV2}aL	20-34	19,782	23-58-1	419	33-55-1-0	78-477	43-229-3	152	22-38-1-0	81-381
O. 30	at South Alabama.....aL	34-39	23,446	19-46-3	234	21-35-2-2	54-280	49-293-1	181	12-24-3-0	73-474
N. 6	Lamar.....hW	23-17	14,689	27-133-0	189	22-36-2-1	63-322	29-84-0	273	29-36-1-1	65-357
N. 18	at #11 Alabama (Thu.) ^{TV3}aL	7-63	101,621	32-91-0	74	5-17-0-4	49-165	45-262-4	216	19-22-3-0	67-478

Television Legend: TV1-CSS; TV2- Comcast Digital; TV3-ESPNU

2011 • 3-8

NCAA Division I FCS Independent

Head Coach: Bill Curry

Date	Opponent	Result	Att	— OFFENSE —				— DEFENSE —			
				At-Yds-TD	Pass	Cm-At-TD-I	Ply-TO	At-Yds-TD	Pass	Cm-At-TD-I	Ply-TO
S. 2	Clark Atlanta (Fri.).....hW	41-7	26,273	37-146-2	196	13-18-3-0	55-342	38-140-0	107	10-17-1-2	55-247
S. 10	Old Dominion ^{TV1}hL	17-40	11,701	35-85-2	206	16-44-0-3	79-291	54-282-3	126	13-21-1-0	75-408
S. 17	at #16 Jacksonville State ^{TV1}aL	21-37	17,618	28-116-2	209	17-30-1-1	58-325	58-246-3	155	9-11-1-0	69-401
S. 24	at Houston ^{TV1}aL	0-56	32,005	35-108-0	133	12-27-0-1	62-241	39-171-5	561	40-50-3-0	89-732
O. 18	Murray State.....hL	24-48	10,963	34-86-2	281	19-44-1-2	78-367	31-138-3	321	35-46-4-2	77-459
O. 15	at South Carolina State.....aL	13-23	11,517	45-244-1	76	6-20-0-3	65-320	47-155-2	213	16-30-0-0	77-368
O. 22	South Alabama (HC).....(2ot) hW	27-20	14,086	43-220-1	209	12-15-2-0	58-429	50-178-0	145	14-30-2-4	80-323
O. 29	at UTSA ^{TV2}(ot) aL	14-17	25,977	44-164-1	91	6-15-1-0	59-255	35-108-1	189	17-34-0-1	69-297
N. 5	St. Francis (Ill.).....(ot) hL	27-30	11,565	32-158-1	197	14-24-2-1	56-355	42-258-1	217	21-33-2-1	75-475
N. 12	at West Alabama.....aL	23-30	6,253	31-219-2	228	19-37-1-2	68-447	54-222-2	166	15-21-1-2	75-388
N. 19	Campbell.....hW	42-35	11,125	50-301-2	213	13-22-4-1	72-514	30-88-4	250	21-32-1-1	62-338

Television Legend: TV1-CSS; TV2- Longhorn Network

2012 • 0-2

NCAA Division I FCS / First Year of FBS Transition

Head Coach: Bill Curry

Date	Opponent	Result	Att	— OFFENSE —				— DEFENSE —			
				At-Yds-TD	Pass	Cm-At-TD-I	Ply-TO	At-Yds-TD	Pass	Cm-At-TD-I	Ply-TO
A. 30	SC State (Thu.) ^{TV1}hL	6-33	18,921	30-99-0	130	14-28-0-1	58-229	49-188-0	300	19-29-3-2	78-488
S. 8	at Tennessee ^{TV2}aL	13-51	87,821	41-87-1	176	18-41-0-1	82-263	43-184-3	374	22-28-4-1	71-558

Television Legend: TV1-CSS; TV2-ESPN3/PPV

GEORGIA STATE CAREER RECORDS

RUSHING YARDS

Player.....	Years	Att	Yds
1. Kelton Hill	2010-*	170	1034
2. Donald Russell	2011-*	155	853
3. Travis Evans.....	2010-*	170	777
4. Parris Lee.....	2010-*	63	234
5. Roosevelt Watson.....	2010-*	53	188

TOUCHDOWNS RUSHING

Player.....	Years	TD
1. Donald Russell	2011-*	9
2. Kelton Hill	2010-*	7
3. Travis Evans.....	2010-*	5
4. Parris Lee.....	2010-*	4
Drew Little	2010-11	4

PASSING YARDS

Player.....	Years	Yards
1. Drew Little	2010-11	2570
2. Kelton Hill	2010-*	1161
3. Bo Schlechter	2010-11	550

PASS ATTEMPTS

Player.....	Years	Att
1. Drew Little	2010-11	381
2. Kelton Hill	2010-*	154
3. Bo Schlechter	2010-11	86

PASS COMPLETIONS

Player.....	Years	Cmp
1. Drew Little	2010-11	227
2. Kelton Hill	2010-*	80
3. Bo Schlechter	2010-11	42

TOUCHDOWN PASSES

Player.....	Years	TD
1. Drew Little	2010-11	18
2. Kelton Hill	2010-*	11
3. Bo Schlechter	2010-11	4

TOTAL OFFENSE

Player.....	Years	Plays	Yards
1. Drew Little	2010-11	418	2531
2. Kelton Hill	2010-*	304	2195
3. Donald Russell	2011-*	128	785
4. Travis Evans.....	2010-*	166	774
5. Bo Schlechter	2010-11	113	601

TOUCHDOWN RESPONSIBILITY

Player.....	Years	TDR
1. Drew Little	2010-11	22
2. Kelton Hill	2010-*	18
3. Donald Russell	2011-*	9
4. Travis Evans.....	2010-*	5
5. Bo Schlechter	2010-11	4

RECEIVING YARDS

Player.....	Years	Rec	Yds
1. Albert Wilson	2010-	67	1184
2. Danny Williams.....	2010-	87	1177
3. Jordan Giles.....	2010-	35	515

4. Sidney Haynes.....	2010-11	30	332
5. Emmanuel Ogbuehi....	2010-*	22	299

RECEPTIONS

Player.....	Years	Rec
1. Danny Williams.....	2010-*	87
2. Albert Wilson	2010-*	67
3. Jordan Giles.....	2010-*	35
4. Travis Evans.....	2010-*	34
5. Sidney Haynes.....	2010-11	30

KICKOFF RETURNS

Player.....	Years	KOR
1. Albert Wilson	2010-*	40
2. Parris Lee.....	2010-*	22
3. Darren McCray.....	2010-*	15
4. Demarius Matthews.....	2010-*	14

KICKOFF RETURN YARDS

Player.....	Years	KOR Yds
1. Albert Wilson	2010-*	982
2. Parris Lee.....	2010-*	459
3. Darren McCray.....	2010-*	383
4. Demarius Matthews.....	2010-*	324

PUNT RETURNS

Player.....	Years	PR
1. Albert Wilson	2010-*	18
2. Demarius Matthews.....	2010-*	9

PUNT RETURN YARDS

Player.....	Years	PR Yds
1. Albert Wilson	2010-*	182
2. Demarius Matthews.....	2010-*	78

ALL-PURPOSE YARDS

Player.....	Years	Yards
1. Albert Wilson	2010-*	2427
2. Danny Williams.....	2010-*	1176
3. Kelton Hill	2010-*	1036
4. Travis Evans.....	2010-*	985
5. Donald Russell	2011-*	931

TOUCHDOWNS

Player.....	Years	TD
1. Donald Russell	2011-*	9
Albert Wilson	2010-*	9
3. Danny Williams.....	2010-*	8
Kelton Hill	2010-*	7
5. Travis Evans.....	2010-*	6
Jordan Giles.....	2010-*	6

POINTS

Player.....	Years	Points
1. Iain Vance.....	2010	80
2. Donald Russell	2011-*	54
Albert Wilson	2010-*	54
4. Christian Benvenuto.....	2011-*	53
5. Danny Williams.....	2010-*	48
6. Kelton Hill	2010-*	42

FIELD GOALS

Player.....	Years	FG
1. Iain Vance	2010	15
2. Christian Benvenuto.....	2011-*	11
3. Matt Ehasz.....	2011-*	3

PAT

Player.....	Years	PAT
1. Iain Vance.....	2010	35
2. Christian Benvenuto.....	2011-*	20
3. Matt Ehasz.....	2011-*	12

PUNTS

Player.....	Years	Punts
1. Matt Hubbard	2011-*	57
2. Bo Schlechter	2010-11	41

PUNTING YARDS

Player.....	Years	Punts
1. Matt Hubbard	2011-*	2513
2. Bo Schlechter	2010-11	1739

TACKLES

Player.....	Years	Tackles
1. Mark Hogan	2010-*	123
2. Fred Barnes	2010-11	113
3. Jake Muasau	2010-11	106
4. Brandon Jones.....	2010-11	103
5. Christo Bilukidi	2010-11	89

INTERCEPTIONS

Player.....	Years	Int
1. Jamal Ransby	2010-*	3
Brent McClendon	2010-*	3
Jake Muasau	2010-11	3
2. D'Mario Gunn	2011-*	2
Mark Hogan	2010-*	2

SACKS

Player.....	Years	Sacks
1. Christo Bilukidi	2010-11	10
2. Jake Muasau	2010-11	7
3. Mark Hogan	2010-*	4.5

TACKLES FOR LOSS

Player.....	Years	TFL
1. Jake Muasau	2010-11	16.5
2. Christo Bilukidi	2010-11	16
3. Robert Ferguson.....	2010-*	9
4. Mark Hogan	2010-*	8.5
5. Evan Bostic.....	2010-11	7

Georgia State Overall Team Statistics (as of Sep 08, 2012)
All games

Team Statistics	GSU	OPP
SCORING	19	84
Points Per Game	9.5	42.0
FIRST DOWNS	34	52
Rushing	15	21
Passing	15	30
Penalty	4	1
RUSHING YARDAGE	186	372
Yards gained rushing	306	406
Yards lost rushing	120	34
Rushing Attempts	71	92
Average Per Rush	2.6	4.0
Average Per Game	93.0	186.0
TDs Rushing	1	3
PASSING YARDAGE	306	674
Comp-Att-Int	32-69-2	41-57-3
Average Per Pass	4.4	11.8
Average Per Catch	9.6	16.4
Average Per Game	153.0	337.0
TDs Passing	0	7
TOTAL OFFENSE	492	1046
Total Plays	140	149
Average Per Play	3.5	7.0
Average Per Game	246.0	523.0
KICK RETURNS: #-Yards	12-257	6-165
PUNT RETURNS: #-Yards	2-25	5-51
INT RETURNS: #-Yards	3-45	2-23
KICK RETURN AVERAGE	21.4	27.5
PUNT RETURN AVERAGE	12.5	10.2
INT RETURN AVERAGE	15.0	11.5
FUMBLES-LOST	9-3	2-1
PENALTIES-Yards	7-55	18-158
Average Per Game	27.5	79.0
PUNTS-Yards	13-669	7-280
Average Per Punt	51.5	40.0
Net punt average	44.5	33.6
KICKOFFS-Yards	7-424	16-978
Average Per Kick	60.6	61.1
Net kick average	49.7	38.8
TIME OF POSSESSION/Game	29:19	30:41
3RD-DOWN Conversions	6/32	14/30
3rd-Down Pct	19%	47%
4TH-DOWN Conversions	3/5	2/2
4th-Down Pct	60%	100%
SACKS BY-Yards	0-0	9-73
MISC YARDS	0	0
TOUCHDOWNS SCORED	1	11
FIELD GOALS-ATTEMPTS	4-6	3-4
ON-SIDE KICKS	0-0	0-0
RED-ZONE SCORES	(5-7) 71%	(10-11) 91%
RED-ZONE TOUCHDOWNS	(1-7) 14%	(7-11) 64%
PAT-ATTEMPTS	(1-1) 100%	(9-11) 82%
ATTENDANCE	18921	87821
Games/Avg Per Game	1/18921	1/87821
Neutral Site Games		0/0

Score by Quarters	1st	2nd	3rd	4th	OT	Total
Georgia State	3	6	3	7	0	19
Opponents	14	28	20	22	0	84

Georgia State Overall Individual Statistics (as of Sep 08, 2012)
All games

Rushing	gp	att	gain	loss	net	avg	td	lg	avg/g
Russell, Donald	2	27	190	2	188	7.0	0	52	94.0
Watson, R.	2	6	19	1	18	3.0	0	11	9.0
Wilson, Albert	2	2	17	0	17	8.5	0	11	8.5
Lee, Parris	2	4	15	0	15	3.8	0	6	7.5
Hill, Kelton	1	7	22	13	9	1.3	0	7	9.0
Sweeting, Avery	1	1	7	0	7	7.0	0	7	7.0
Evans, Travis	2	4	7	2	5	1.2	0	3	2.5
Ogbuehi, E.	2	1	0	1	-1	-1.0	0	0	-0.5
Team	2	2	0	17	-17	-8.5	0	0	-8.5
McLane, Ben	2	17	29	84	-55	-3.2	1	12	-27.5
Total	2	71	306	120	186	2.6	1	52	93.0
Opponents	2	92	406	34	372	4.0	3	30	186.0

Passing	gp	effic	comp-att-int	pct	yds	td	lg	avg/g
McLane, Ben	2	75.57	25-56-1	44.6	230	0	26	115.0
Hill, Kelton	1	87.57	7-13-1	53.8	76	0	20	76.0
Total	2	77.83	32-69-2	46.4	306	0	26	153.0
Opponents	2	201.26	41-57-3	71.9	674	7	72	337.0

Receiving	gp	no.	yds	avg	td	lg	avg/g
Wilson, Albert	2	11	118	10.7	0	24	59.0
Williams, Danny	1	3	43	14.3	0	20	43.0
Russell, Donald	2	3	37	12.3	0	26	18.5
Minor, N.	2	3	27	9.0	0	10	13.5
Lee, Parris	2	3	10	3.3	0	7	5.0
Giles, Jordan	2	2	34	17.0	0	25	17.0
Blair, Lynquez	2	2	11	5.5	0	7	5.5
Carter, Bo	2	1	17	17.0	0	17	8.5
Sweeting, Avery	1	1	3	3.0	0	3	3.0
Ogbuehi, E.	2	1	2	2.0	0	2	1.0
Hill, Kelton	1	1	2	2.0	0	2	2.0
Evans, Travis	2	1	2	2.0	0	2	1.0
Total	2	32	306	9.6	0	26	153.0
Opponents	2	41	674	16.4	7	72	337.0

Punt Returns	no.	yds	avg	td	lg
Wilson, Albert	2	25	12.5	0	18
Total	2	25	12.5	0	18
Opponents	5	51	10.2	0	35

Interceptions	no.	yds	avg	td	lg
Lockley, Joe	1	0	0.0	0	0
McClendon, B.	1	19	19.0	0	19
Singleton, Kail	1	26	26.0	0	26
Total	3	45	15.0	0	26
Opponents	2	23	11.5	0	19

Kick Returns	no.	yds	avg	td	lg
Wilson, Albert	5	125	25.0	0	44
Matthews, D.	4	83	20.8	0	26
Sweeting, Avery	2	33	16.5	0	18
Lee, Parris	1	16	16.0	0	16
Total	12	257	21.4	0	44
Opponents	6	165	27.5	0	61

Fumble Returns	no.	yds	avg	td	lg
Total	0	0	0.0	0	0
Opponents	1	68	68.0	1	68

Georgia State Overall Individual Statistics (as of Sep 08, 2012)
All games

Scoring	td	fg	PAT				dxp	saf	pts
			kick	rush	rcv	pass			
Benvenuto, C.	-	2-2	1-1	-	-	-	-	-	7
Ehasz, Matt	-	2-4	-	-	-	-	-	-	6
McLane, Ben	1	-	-	-	-	-	-	-	6
Total	1	4-6	1-1	-	-	-	-	-	19
Opponents	11	3-4	9-11	-	-	-	-	-	84

Total Offense	g	plays	rush	pass	total	avg/g
Russell, Donald	2	27	188	0	188	94.0
McLane, Ben	2	73	-55	230	175	87.5
Hill, Kelton	1	20	9	76	85	85.0
Watson, R.	2	6	18	0	18	9.0
Wilson, Albert	2	2	17	0	17	8.5
Lee, Parris	2	4	15	0	15	7.5
Sweeting, Avery	1	1	7	0	7	7.0
Evans, Travis	2	4	5	0	5	2.5
Ogbuehi, E.	2	1	-1	0	-1	-0.5
Team	2	2	-17	0	-17	-8.5
Total	2	140	186	306	492	246.0
Opponents	2	149	372	674	1046	523.0

Field Goals	fg	pct.	01-19	20-29	30-39	40-49	50-99	lg	blk
Ehasz, Matt	2-4	50.0	0-0	1-2	1-2	0-0	0-0	36	0
Benvenuto, C.	2-2	100.0	0-0	0-0	2-2	0-0	0-0	32	0

FG Sequence	Georgia State	Opponents
South Carolina State	(36),24,(25),36	(21),(26)
Tennessee	(32),(30)	39,(25)

Numbers in (parentheses) indicate field goal was made.

Punting	no.	yds	avg	lg	tb	fc	i20	50+	blk
Hubbard, Matt	13	669	51.5	80	2	0	3	8	0
Total	13	669	51.5	80	2	0	3	8	0
Opponents	7	280	40.0	52	1	2	3	1	0

Kickoffs	no.	yds	avg	tb	ob	retn	net	ydln
Lutz, Wil	7	424	60.6	1	0			
Total	7	424	60.6	1	0	27.5	33.4	31
Opponents	16	978	61.1	4	0	21.4	38.8	26

Georgia State Overall Individual Statistics (as of Sep 08, 2012)
All games

<u>All Purpose</u>	<u>g</u>	<u>rush</u>	<u>rcv</u>	<u>pr</u>	<u>kr</u>	<u>ir</u>	<u>total</u>	<u>avg/g</u>
Wilson, Albert	2	17	118	25	125	0	285	142.5
Russell, Donald	2	188	37	0	0	0	225	112.5
Matthews, D.	2	0	0	0	83	0	83	41.5
Sweeting, Avery	1	7	3	0	33	0	43	43.0
Williams, Danny	1	0	43	0	0	0	43	43.0
Lee, Parris	2	15	10	0	16	0	41	20.5
Giles, Jordan	2	0	34	0	0	0	34	17.0
Minor, N.	2	0	27	0	0	0	27	13.5
Singleton, Kail	2	0	0	0	0	26	26	13.0
McClendon, B.	2	0	0	0	0	19	19	9.5
Watson, R.	2	18	0	0	0	0	18	9.0
Carter, Bo	2	0	17	0	0	0	17	8.5
Blair, Lynquez	2	0	11	0	0	0	11	5.5
Hill, Kelton	1	9	2	0	0	0	11	11.0
Evans, Travis	2	5	2	0	0	0	7	3.5
Ogbuehi, E.	2	-1	2	0	0	0	1	0.5
Team	2	-17	0	0	0	0	-17	-8.5
McLane, Ben	2	-55	0	0	0	0	-55	-27.5
Total	2	186	306	25	257	45	819	409.5
Opponents	2	372	674	51	165	23	1285	642.5

Georgia State Overall Defensive Statistics (as of Sep 08, 2012)
All games

#	Defensive Leaders	gp	Tackles			tfl/yds	Sacks	Pass defense			Fumbles	blkd	
			ua	a	tot		no-yds	int-yds	brup	qbh	rcv-yds	ff	kick
4A	Skelton, D.	2	14	6	20	0.5-1	.	.	2
44	Peterson, J.	2	11	6	17	1.0-1
75	Woodard, T.	2	8	7	15	1.0-6	.	.	1	1-0	.	.	.
31	Gunn, D'Mario	2	8	5	13	2.0-12	.	.	1
23	Hogan, Mark	2	8	5	13	1.0-3	1	.	.
92	Agnew, Theo	2	3	6	9
46	Robinson, J.	2	4	5	9
37	Felder, Akeen	2	4	4	8	0.5-1
5	Matthews, D.	2	7	.	7
24	Singleton, Kail	2	6	1	7	0.5-1	.	1-26	1
45	Vinson, M.	2	4	3	7	.	.	.	1
10	Ferguson, R.	2	4	1	5
77	Stephens, C.J.	2	2	1	3
9	McClendon, B.	2	3	.	3	.	.	1-19
52	Knowles, Davis	1	.	3	3
90	Lockley, Joe	2	2	.	2	.	.	1-0
95	Kelly, John	2	2	.	2
83	Carter, Bo	2	1	.	1
13	Blair, Lynquez	2	1	.	1
99	King, Melvin	2	1	.	1
21	Evans, Travis	2	1	.	1
28	Smith, Malcolm	1	1	.	1
57	Russo, Chris	1	1	.	1
25	Moon, Cole	2	1	.	1
22	Howard, Isaiah	2	1	.	1	1.0-2
8	Giles, Jordan	2	1	.	1
67	Huey, David	2	.	1	1	0.5-0
	Total	2	99	54	153	8-27	0-0	3-45	6	.	1-0	1	.
	Opponents	2	90	38	128	16-92	9-73	2-23	8	10	3-68	4	.

Georgia State Game Results (as of Sep 08, 2012)
All games

Date	Opponent		Score	Overall	Conference	Time	Attend
Aug 30, 2012	SOUTH CAROLINA STATE	L	6-33	0-1	0-0	3:05	18921
Sep 08, 2012	at Tennessee	L	13-51	0-2	0-0	3:10	87821

Georgia State Team Game-by-Game (as of Sep 08, 2012) All games

TEAM STATISTICS

Date	Opponent	Rushing				Receiving				Passing				Kick Returns				Punt Returns				tot off
		no.	yds	td	lg	no.	yds	td	lg	cmp-att-int	yds	td	lg	no.	yds	td	lg	no.	yds	td	lg	
Aug 30	SOUTH CAROLINA STATE	30	99	0	52	14	130	0	20	14-28-1	130	0	20	7	169	0	44	2	25	0	18	229
Sep 08	at Tennessee	41	87	1	26	18	176	0	26	18-41-1	176	0	26	5	88	0	21	0	0	0	0	263
Georgia State		71	186	1	52	32	306	0	26	32-69-2	306	0	26	12	257	0	44	2	25	0	18	492
		92	372	3	30	41	674	7	72	41-57-3	674	7	72	6	165	0	61	5	51	0	35	1046

Games played: 2
 Avg per rush: 2.6
 Avg per catch: 9.6
 Pass efficiency: 77.83
 Kick ret avg: 21.4
 Punt ret avg: 12.5
 All purpose avg/game: 409.5
 Total offense avg/gm: 246.0

Date	Opponent	Tackles				Sacks no-yds	Fumble		Pass Defense			Blkd kick	PAT Attempts							
		ua	a	total	tfl-yds		ff	fr-yds	int-yds	qbh	brup		kick	rush	rcv	saf	pts			
Aug 30	SOUTH CAROLINA STA	60	14	74	6.0-22	0-0	0	0-0	2-45	0	3	0	0-0	0	0	0	0	0	0	6
Sep 08	at Tennessee	39	40	79	2.0-5	0-0	1	1-0	1-0	0	3	0	1-1	0	0	0	0	0	13	
Georgia State		99	54	153	8.0-27	0-0	1	1-0	3-45	0	6	0	1-1	0	0	0	0	0	19	
		90	38	128	16.0-92	9-73	4	3-68	2-23	10	8	0	9-11	0	0	0	0	0	84	

Date	Opponent	Punting							Field Goals			Kickoffs						
		no.	yds	avg	long	blkd	tb	fc	50+	i20	md-att	long	blkd	no.	yds	avg	tb	ob
Aug 30	SOUTH CAROLINA STA	5	311	62.2	80	0	2	0	5	2	2-4	36	0	3	186	62.0	1	0
Sep 08	at Tennessee	8	358	44.8	57	0	0	0	3	1	2-2	32	0	4	238	59.5	0	0
Georgia State		13	669	51.5	80	0	2	0	8	3	4-6	36	0	7	424	60.6	1	0
		7	280	40.0	52	0	1	2	1	3	3-4	26	0	16	978	61.1	4	0

Georgia State Opponent Game-by-Game (as of Sep 08, 2012) All games

OPPONENT STATISTICS

Date	Opponent	Rushing				Receiving				Passing				Kick Returns				Punt Returns				tot off
		no.	yds	td	lg	no.	yds	td	lg	cmp-att-int	yds	td	lg	no.	yds	td	lg	no.	yds	td	lg	
Aug 30	SOUTH CAROLINA STATE	49	188	0	19	19	300	3	72	19-29-2	300	3	72	2	41	0	22	1	5	0	5	488
Sep 08	at Tennessee	43	184	3	30	22	374	4	45	22-28-1	374	4	45	4	124	0	61	4	46	0	35	558
Opponents		92	372	3	30	41	674	7	72	41-57-3	674	7	72	6	165	0	61	5	51	0	35	1046
		71	186	1	52	32	306	0	26	32-69-2	306	0	26	12	257	0	44	2	25	0	18	492

Games played: 2

Avg per rush: 4.0

Avg per catch: 16.4

Pass efficiency: 201.26

Kick ret avg: 27.5

Punt ret avg: 10.2

All purpose avg/game: 642.5

Total offense avg/gm: 523.0

Date	Opponent	Tackles				Sacks no-yds	Fumble		Pass Defense			Blkd kick	PAT Attempts			saf	pts	
		ua	a	total	tfl-yds		ff	fr-yds	int-yds	qbh	brup		kick	rush	rcv			
Aug 30	SOUTH CAROLINA STA	45	12	57	9.0-57	6-47	2	2-68	1-19	0	4	0	3-4	0	0	0	0	33
Sep 08	at Tennessee	45	26	71	7.0-35	3-26	2	1-0	1-4	10	4	0	6-7	0	0	0	0	51
Opponents		90	38	128	16.0-92	9-73	4	3-68	2-23	10	8	0	9-11	0	0	0	0	84
		99	54	153	8.0-27	0-0	1	1-0	3-45	0	6	0	1-1	0	0	0	0	19

Date	Opponent	Punting							Field Goals			Kickoffs						
		no.	yds	avg	long	blkd	tb	fc	50+	i20	md-att	long	blkd	no.	yds	avg	tb	ob
Aug 30	SOUTH CAROLINA STA	5	214	42.8	52	0	1	1	1	1	2-2	26	0	7	412	58.9	0	0
Sep 08	at Tennessee	2	66	33.0	35	0	0	1	0	2	1-2	25	0	9	566	62.9	4	0
Opponents		7	280	40.0	52	0	1	2	1	3	3-4	26	0	16	978	61.1	4	0
		13	669	51.5	80	0	2	0	8	3	4-6	36	0	7	424	60.6	1	0