

GEORGIA STATE SPORTS COMMUNICATIONS



125 Decatur Street, Suite 130, Atlanta, GA 30303
Mike Holmes, Associate Sports Information Director
Office: 404.413.4033 • Cell: 404.259.9716 • Email: rholmes@gsu.edu
GeorgiaStateSports.com

Game 22: GEORGIA STATE (14-7, 6-4 CAA) vs. VCU (17-5, 8-2 CAA)

Jan. 28, 2012 • 4 p.m. • GSU Sports Arena • Atlanta, Ga.

TV: CSS Radio: WRAS-FM 88.5, WRBN-FM 104.1

2011-12 RECORDS

Georgia State: 14-7, 6-4 CAA

H: 10-0, A: 4-5, N: 0-2

VCU: 17-5, 8-2 CAA

H: 9-1, A: 6-2, N: 2-2

HEAD COACH

Ron Hunter (Miami (Ohio), 1986)

GSU: First Year; Career: 288-226 (18th year)

SERIES RECORDS

VCU leads the all-time series 19-6

Last time: GSU earned a 55-53 win in

Richmond on 1/4/12

Last time in Atlanta: GSU earned a 76-66 win

on 1/3/11.

GEORGIA STATE ON THE AIR

TV: CSS; PBP: Bob Neal; Color: Sonny Smith
Radio: WRAS-FM (88.5) & WRBN-FM (104.1)

Dave Cohen is in his 29th year as play-by-play voice of the Panthers. He is joined by former Panther Rodney "Truck" Turner

Internet: Live stats at GeorgiaStateSports.com

Winners of 10 straight at home, Georgia State will put its streak on the line against last season's Final Four surprise VCU Saturday at 4 p.m. in the Sports Arena. The game will be televised live on CSS as part of an exciting day of events on campus.

The Panthers streak is the second longest in school history, only surpassed by a 25-game home court winning streak between 2000 and 2002 under former head coach Charles "Lefty" Driesell.

Georgia State (14-7, 6-4 CAA) remains in the chase for a top four seed and bye in the first round of the CAA Championship with eight conference games to play.

VCU (17-5, 8-2 CAA) has won six in a row after an impressive 25-point victory at Towson on Wednesday. The Rams have held their last three opponents to 50 points or less.

Georgia State is looking to sweep the season series with VCU after scoring a 55-53 victory in Richmond, Va. earlier this month. The Panthers built a nine-point second half lead and held on to secure their first victory at the Siegel Center since joining the CAA.

The Panthers want to rebound from a tough 68-46 loss at Drexel on Wednesday. Redshirt-senior Jihad Ali led the Panthers with 17 points on 7-of-11 shooting, but State was held nearly 10 minutes at the start of the second half without a basket.

"After our performance on Wednesday night, our team is looking forward to getting back out on the court," commented head coach Ron Hunter. "We know that we are a better team than the way we played and sometimes the best way to get a bad taste out of your mouth is to get right back out on the court."

"Our team was able to get some rest and I think the home crowd is going to be able to give us a lot of energy. Whether our fans know it or not, they can provide us with a lot of energy and I know they give us a great home court advantage on Saturday."

Senior Eric Buckner blocked five more shots on Wednesday and inched closer to both the single season and career blocks list. In just his second season, Buckner is just

PROBABLE STARTERS

Pos	#	Name	Ht	Wt	Cl.	PPG	RPG	Note
G	12	Devonta White	5-10	158	So.	12.1	a3.1	Leads team in minutes played and steals
G	4	James Fields	6-4	182	Sr.	10.1	a3.3	Tied career-high with 21 pts. and 8 boards vs. JMU
G	14	Jihad Ali	6-5	200	Sr.-R	12.2	5.6	Game-high 17 points on 7-of-11 shooting at Drexel
F	1	Josh Micheaux	6-5	222	Sr.	7.0	7.0	6th in CAA in rebounding, 9th in assists
F	20	Eric Buckner	6-10	203	Sr.	11.0	6.5	Leads CAA in blocks (3.3), second in FG % (.585)

RESERVES

G	10	Kevin Shaw	6-2	170	Fr.	0.5	0.1	Came off bench in 10 of 21 games this year
G	11	Tony Kimbro Jr.	6-5	185	Fr.	4.2	2.7	Scored 12 pts. on 5-of-7 shooting against Ga. Southern
G	15	Tyler Gamble	6-2	195	Fr.	0.2	0.4	Scored first career basket against Rhode Island
G	21	Ryann Green	6-1	171	Fr.	0.0	0.1	Made seven appearances off bench this year
C	22	James Vincent	6-10	250	Jr.	4.1	2.2	Career-high 18 pts. (7-of-7 FG's) against Towson
F	24	Brandon McGee	6-6	228	Sr.-R	4.0	2.6	Double-double: 12 pts. & 10 boards at Delaware
G	25	Rashaad Richardson	6-4	190	So.	4.3	1.2	Scored team-high 14 points in win over FIU
F	34	Justin Green	6-5	205	Fr.	0.0	0.3	Made third appearance against UNCW
F	55	Jamar Taylor	6-9	225	Sr.-R	0.7	1.0	Four points and four rebounds at Drexel



2011-12 SCHEDULE

Date	Opponent	Time/Result
Oct. 31	SOUTHERN POLY (Exh.)	W, 90-65
Nov. 5	OGLETHORPE (Exh.)	W, 90-49
Nov. 12	at Washington ¹ (rv)	L, 74-91
Nov. 13	vs. Portland ¹	L, 61-66
Nov. 14	vs. Florida Atlantic ¹	L, 77-84
Nov. 18	MCNEESE STATE	W, 69-50
Nov. 22	at Samford	W, 55-47
Nov. 26	LIBERTY	W, 72-50
Nov. 29	at South Carolina State	W, 85-54
Dec. 1	FIU	W, 73-47
Dec. 3	WILLIAM & MARY*	W, 66-34
Dec. 10	RHODE ISLAND	W, 96-64
Dec. 17	at Utah Valley (FCS) ²	W, 71-68
Dec. 22	GEORGIA SOUTHERN	W, 72-52
Jan. 2	DREXEL*	W, 58-44
Jan. 4	at VCU* (ESPN3)	W, 55-53
Jan. 7	at George Mason* (CSS)	L, 58-61
Jan. 12	UNC WILMINGTON* (CSS)	W, 75-61
Jan. 14	TOWSON* (ESPN3)	W, 57-42
Jan. 18	at Northeastern*	L, 57-60
Jan. 21	at Delaware*	L, 74-77 2ot
Jan. 23	JAMES MADISON*	W, 74-58
Jan. 25	at Drexel*	L, 46-68
Jan. 28	VCU* (CSS)	4 p.m.
Feb. 1	at UNC Wilmington*	7 p.m.
Feb. 4	at Hofstra*	4 p.m.
Feb. 8	NORTHEASTERN*	7 p.m.
Feb. 11	DELAWARE*	2 p.m.
Feb. 14	at James Madison*(ESPN3)	7 p.m.
Feb. 18	SEARS BRACKETBUSTERS	tba
Feb. 22	OLD DOMINION*	7 p.m.
Feb. 25	at William & Mary*	2 p.m.
Mar. 2-5	CAA Championship	Richmond, Va.

1-World Vision Classic, Seattle, Wash.

2-Fox College Sports National - tape delayed to 12/20 9 p.m.

GENERAL INFORMATION

Full Name Georgia State University
 Location Atlanta, Ga.
 Founded 1913
 Enrollment 32,000
 Nickname Panthers
 Colors Blue and White
 Arena Georgia State Sports Arena
 Capacity 3,400
 Affiliation NCAA Division I
 Conference Colonial Athletic Association (CAA)
 President Dr. Mark P. Becker
 Athletics Director Cheryl L. Levick

BASKETBALL HISTORY

First Season of NCAA Basketball 1963-64
 All-Time Record 474-846
 NCAA Tournament Appearances 2 (1991, 2001)
 NIT Appearances 1 (2002)
 Conference Titles (Reg. Season) . 3 (2000, 2001, 2002)
 Conference Tournament Titles 2 (1991, 2001)

nine blocks shy of becoming the school's all-time blocks leader. He is also just 11 blocks off the single season mark held by Sylvester Morgan.

James Fields, who was named to the Bob Cousy Award Watch List earlier this season, is having a career-best season, averaging 10.1 points and 3.3 assists per game, the seventh most in the CAA. Fields is third in the CAA with a 1.6 assist/turnover ratio and third in steals, averaging 2.1 per game.

Senior Josh Micheaux also continues to quietly have a stellar final year. He earned his first double-double of the season on Monday, scoring 15 points and pulling down 11 rebounds, while dishing out six assists.

He is averaging 7.0 points and 7.0 rebounds per game, dishing out 67 assists, the most on the team. He is averaging the sixth most rebounds in the CAA.

Nationally, Georgia State is ranked 16th in the NCAA in scoring defense, allowing just 58.6 points per game. The Panthers are also ranked ninth in field goal defense, sixth in steals with 10.0 per game and 37th in blocks, averaging 5.0 per contest.

Georgia State is also not turning the ball over, currently having a plus-4.40 turnover margin, 12th best in the NCAA, committing just 12.1 turnovers per game, the 44th best mark in the country.

Bradford Burgess leads the Rams, averaging 12.8 points and 5.5 rebounds per game. Burgess is one of six VCU players averaging 7.0 points or more per game. Darius Theus leads VCU and the CAA in assists, dishing out 4.8 per game.

Within the CAA, Georgia State stands in the top two in scoring offense, scoring margin, field goal percentage defense, blocked shots, steals, turnover margin and assist/turnover ratio.

Sophomore Devonta White is 16th in the CAA in scoring, averaging 12.1 points per game, while dishing out 3.1 assists, the 10th best total in the conference. He is also shooting well at the free throw line, knocking down 80.0 percent of his shots, the fifth best rate in the league.

Redshirt-senior Jihad Ali is putting together a fine senior season, being used as both a starter and reserve. The Lithonia native leads the team and is 15th in the CAA in scoring, averaging 12.2 points per game. Ali is also 14th in the CAA in rebounding, pulling down 5.6 boards per contest.

Georgia State will return to the road for a pair of games next week. The Panthers will face UNCW on Wednesday in Wilmington, N.C., before traveling to New York to face Hofstra on Saturday.

THE SERIES WITH VCU

VCU leads the all-time series 19-6, however, Georgia State has won two-of-three, including a 55-53 victory at the Siegel Center in Richmond on Jan. 4.

Jihad Ali scored 17 points and grabbed 11 rebounds to lead State to its school-record 11th straight victory earlier this month.

The Panthers snapped VCU's eight-game winning streak and led by nine points with just over two minutes to play but had to withstand a furious Rams' comeback and survive a final three-point attempt by Darius Theus in the waning seconds.

The win was Georgia State's first at VCU since joining the CAA. Sophomore Devonta White added 14 points, including a pair of key second half three-pointers to spur the Panthers.

A NEW ERA OF GEORGIA STATE BASKETBALL

Ron Hunter was named the 15th head coach of the Georgia State men's basketball program on March 21, 2011. With 17 years of heading coaching experience, Hunter takes the helm of a program looking to return to the NCAA Tournament.

His 14-7 start is the best start of any first year coach in the history of the program. The 11-straight wins set a new school record as the team is off to its second best start in school history.

Hunter earned his first win at Georgia State with an impressive 69-50 victory over McNeese State on Nov. 18. The win came in his first regular season appearance in the Sports Arena in front of 70 family members, friends and former teammates.

As a player, Hunter made the tournament three times while a member of a Miami

VCU	6-19
H: 4-7 • A: 2-10 • N: 0-2 • CAA: 2-13	
CAA Tournament Games: 0-2	
1975-76.....	W 57-56
1976-77.....	A L 56-72
1977-78.....	OT...A L 69-71
1977-78.....	H W 89-79
12/13/79.....	H L 62-89
1/20/80.....	A W 77-71
1980-81.....	A L 69-81
1980-81.....	H L 71-84
11/16/97.....	A L 54-55
12/22/98.....	H W 99-80
12/20/05.....	A L 54-67
1/28/06.....	OT...H L 68-79
2/3/07.....	A L 71-100
2/24/07.....	H L 70-72
3/3/07 (CAA).....	N L 60-73
1/10/08.....	A L 47-49
2/6/08.....	OT...H L 60-65
1/21/09.....	H L 50-65
2/28/09.....	A L 41-69
3/7/09 (CAA).....	N L 52-61
1/16/10.....	H L 69-82
1/30/10.....	A L 62-78
1/3/11.....	H W 76-66
1/19/11.....	A L 54-71
1/4/12.....	A W 55-53



(Ohio) squad and made another appearance in 2003 as the head coach of IUPUI. He was named Summit League Coach of the Year in both 2003 and 2006, while being known as a community leader, working with the likes of Samaritan's Feet to raise shoes for children.

RECORD SETTING

Georgia State's 11-game winning streak set a new school record and was tied for the fifth longest in the country when it came to an end on Jan. 7 at George Mason.

During GSU's winning streak, the Panthers averaged 70.2 points per game, while holding opponents to just 51.2 points per contest. The Panthers held six of 11 opponents to 50 points or less.

Equally impressive was the fact that State held opponents to just 33.5 percent shooting from the floor and 26.1 percent from beyond the arc.

During the streak, the Panthers forced 50 more turnovers and blocked 30 more shots than their opponents.

Individually, Devonta White led the team in scoring, averaging 14.6 points per game, while dishing out a team high 36 assists. Senior Josh Micheaux hit the boards hard, averaging 7.3 rebounds per game.

DEFENDING THE HOME COURT

Georgia State has opened the season winning 10 straight games at home, the second longest home court winning streak in school history.

The streak is now tied for the 29th longest in the country with Stony Brook and Southern Miss.

The school record is 25 games, set from the end of the 1999-2000 season and the beginning of the 2001-02 season. When that streak ended, it was the third-longest home court winning streak in the nation.

PANTHERS GARNERING ATTENTION

Following an impressive win over Rhode Island on Dec. 10, Georgia State started garnering local attention and even some attention from the southeast. After the Panthers 55-53 win over VCU on Jan. 4, the nation has started to take attention.

Everyone from ESPN's Andy Katz to CBS's Seth Davis wrote and tweeted about the Panthers latest success. Yahoo Sports and the Washington Post took notice after the win in Richmond and even Panther superfan Nick Bray received some love from CAAHoops.com

Georgia State started to receive votes in the CollegeInsider.com Mid-Major Poll for the first time on Dec. 12 and doubled its vote total on Dec. 19. The total reached 12 votes on Dec. 26th, before falling to 10 on Jan. 2. After big wins against Drexel and VCU, that total increased to 66, putting State just two spots outside of the Top 25. **The Panthers moved into the Top 25 for the first time this season on Jan. 16.** See page 10 for the entire poll.

On Dec. 12, Georgia State was ranked fifth in the first ESPN.com Mid-Major Poll of the year and was listed as one of five teams on the rise in the Boston Globe. Jay Bilas included the Panthers among the top 68 teams in the country in his Bilas Index on Jan. 15. James Fields was also recognized by the Mid-Majority Report for his performance against UNCW.

GOING BAREFOOT

Coach Ron Hunter coached his fifth annual barefoot game against UNCW on Jan. 12 at the GSU Sports Arena in a contest sponsored by Coke Zero. The Panthers won 75-61 while wearing orange jerseys to help raise awareness for the cause.

Hunter, GSU's first-year head coach, has coached a game in

his bare feet in each of the last four seasons in support of Samaritan's Feet, an organization that provides shoes for underprivileged children around the world.

On Jan. 16, Hunter and Georgia State Athletics partnered with After School All-Stars to pay a visit to City of Refuge, where 200 local children in need will receive shoes from Samaritan's Feet.

Coach Hunter, along with his team and other GSU student-athletes as well as representatives from After School All-Stars, distributed the shoes to the children at the Arthur Blank Family YMCA on Luckie Street.

DEFENSE WINS CHAMPIONSHIPS?

For the season, the Panthers are allowing just 58.6 points per game, 16th in the NCAA and second in the CAA.

The Panthers allowed 50 points in a win over McNeese State on Nov. 18 and followed it by giving up just 47 at Samford on Nov. 22. Georgia State held Liberty to just three points over the final 7:09, ending the game on a 19-3 run to give up just 50 to the Flames. Opening December, GSU allowed just 47 to FIU before allowing just 34 to William & Mary in the CAA opener.

State continued that stretch by allowing just 52 to Georgia Southern, 44 to CAA preseason favorite Drexel and 53 at VCU. On Jan. 14, the Panthers held Towson to just 42 points.

Wisconsin leads the nation, allowing 49.6 points per game.

WHAT AN OPENING ACT TO CAA PLAY

Georgia State's defense held William & Mary, Drexel and VCU in check to open the first three games of CAA play. The Panthers held the Tribe to just 34 points in the conference opener for both schools, before allowing just 44 to Drexel and then just 53 at VCU. The 34 points were the second fewest allowed in school history and are the fewest ever allowed in a CAA game by the Panthers.

In 10 CAA games, GSU is holding opponents to just 55.5 points per game, while forcing 173 turnovers, compared to just 121 for State, including a season-low five against UNCW. CAA teams are shooting just 34.8 percent from the floor and 33.5 percent from three-point range. Georgia State is averaging 10.4 steals and blocking 5.8 shots per game in conference action.

The Panthers held the Tribe without a two-point field goal in the first half, giving up just four three-pointers and one free throw. The Tribe finished the game with 18 turnovers and just 12 made baskets. State held William & Mary to a .255 shooting percentage, the lowest since 1999.

It was just the third time under Shaka Smart that VCU held an opponent under 65 points and lost. The Rams are 42-3 in those games. It was also the least amount of turnovers (13) that the Rams had forced all season.

KINGS OF THE ROAD

Georgia State's 31-point victory over South Carolina State was the largest margin of victory ever for the Panthers on the road. The mark does not rank among the top 10 biggest wins ever, but all of those game in the comfy confines of the GSU Sports Arena.

Overall, it was the Panthers largest margin of victory since several 30-plus point victories during the 2003-04 season.

RUNNIN' THE COURT

Georgia State scored 96 points against the Runnin' Rams of Rhode Island. It marked the most points scored in a regular season game since a 99-point effort against Delaware on Nov. 22, 2005, the first game the Panthers ever played in the CAA.



STEALIN' IT

Senior James Fields swiped seven steals against UNCW on Jan. 12, just one shy of the school record. Five of the seven came in the second half, helping the Panthers pull away for a 14-point victory over the Seahawks.

GSU earned 14 steals in the game, which was the most at the time in a conference game since joining the league during the 2005-06 season.

The Panthers topped the 14 steal total with a 15-steal performance in double-overtime against Delaware. Fields led the way with four, while Josh Micheaux and Devonta White each had three.

Just two days later on Jan. 23, the Panthers swiped 14 steals in a 16-point victory over JMU. Jihad Ali led the Panthers with five steals in the win.

HISTORY IN THE MAKING

Senior James Fields and redshirt-senior Jihad Ali are on the brink of something special.

Ali has now played in 113 career games, tied for fifth most in school history, while Fields stands at 111, tied for eighth most in school history.

Ali is on pace to play in the most games in Georgia State history by the end of the year, while Fields is just off the pace after missing three games due to injury earlier in the year.

Both players named team captains before the start of the season.

GARNERING THE WEEKLY AWARDS

Success on the court has translated to weekly awards for several Panthers this year. A pair of Panthers have already earned CAA weekly honors this season.

Senior Eric Buckner earned his first CAA Player of the Week honor on Dec. 5, after helping the Panthers to a perfect 3-0 week with wins over South Carolina State, FIU and William & Mary.

Buckner averaged 13.0 points and seven rebounds while blocking 11 shots. While shooting 66.7 percent from the floor, Buckner anchored Georgia State's defensive effort that limited opponents to just 45 points per game, as the Panthers won all three contests by 26 points or more.

Senior James Fields earned CAA weekly honors on Dec. 26, after leading the Panthers to a 20-point win over Georgia Southern.

Fields scored a then career-high 18 points and added five assists, four rebounds and four steals against the Eagles as Georgia State won its school-record ninth straight game with the 72-52 victory.

The senior shot 7-of-11 from the floor, including 2-of-2 from three-point range and 2-of-2 from the free throw line. He played a team-high 36 minutes.

WHITE HONORED BY COLLEGE SPORTS MADNESS

Leading Georgia State to its seventh straight victory, Devonta White was named the College Sports Madness CAA Player of the Week on Dec. 12. White scored 20 points and dished out five assists in the Panthers 96-64 win over Rhode Island.

White, a sophomore point guard from Alpharetta, Ga., added three steals while keying Georgia State's fast-paced attack, which produced 32 fast break points but just nine turnovers. He shot 8-of-13 from the floor and 2-of-2 from the line.

FREQUENT FLYERS

With only a pair of games on the schedule in which the Panthers can take a bus, Georgia State will be adding up the frequent flyer miles during the 2011-12 season. As the crow flies, Georgia State will travel 19,632 round-trip miles during the upcoming season.

The season opened with the World Vision Classic in which the Panthers flew nearly 4400 miles to Seattle and back. On Dec. 17, GSU played in Orem, Utah which added another 3200 miles.

The team's shortest trip was to Birmingham to face Samford during the second week of the season. That trip measured just 140 miles each way.

State will make 10 trips along the east coast once CAA play gets underway, the shortest being 369 miles one-way to Wilmington, N.C. to face the Seahawks.

GAMES PLAYED		
Player	Years	G
1. Trae Golston	2006-10 (4)	122
2. Rashad Chase	2005-09 (4)	120
3. Lamont McIntosh	2000-04 (4)	118
4. Donnie Davis	1998-02 (4)	115
5. Jihad Ali	2007-present (4)	113
Leonard Mendez	2005-09 (4)	113
7. Zavian Smith	1989-94 (4)	112
8. James Fields	2008-present (4)	111
Herman Favors	2002-06 (4)	111
10. Rodney Hamilton	1994-98 (4)	109
11. Terrence Brandon	1991-96 (4)	105
Travis Williams	1992-96 (4)	105
Chavelo Holmes	1981-86 (4)	105

BOOM GOES THE DYNAMITE

Senior captain James Fields, whose nicknames include Boom and Tim Tebow, is continuing to have a career-best season, averaging 10.1 points and 3.4 assists per game, the seventh most in the CAA. Along with being named to the Bob Cousy Award Watch List, Fields is third in the CAA with a 1.6 assist/turnover ratio. He is 27th in the conference in scoring. He is also collecting 2.1 steals per game, third in the league.

He garnered the nickname 'Tim Tebow' from head coach Ron Hunter, as all the senior does is win. Hunter stated that he might not have the best-looking jumper or

be the quickest on the court, but he will play the hardest and give you everything he has.

It should be no surprise that just a few days after the real Tim Tebow led the Broncos to an overtime win against Pittsburgh, Fields scored a career-high 21 points while swiping seven steals, just one shy of the school record in a come-from-behind win against UNCW. Less than a week later, Fields scored 21 points again against James Madison.

FIELDS NAMED TO BOB COUSY WATCH LIST

The Naismith Memorial Basketball Hall of Fame s announced on Dec. 19 that senior guard James Fields has been named a candidate for the 2012 Bob Cousy Collegiate Point Guard of the Year Award.

The annual honor, named for Hall of Famer and former Boston Celtic Bob Cousy, recognizes the top point guards in college basketball. Almost 60 candidates have been nominated for the 2012 Bob Cousy Award.

He has started all 18 games that he has played, coming off a season in which he lead the team in minutes played and was named to the CAA All-Academic First Team.

He had a career-game against UNCW, scoring 21 points on 9-of-13 shooting, swiping seven steals which was just one off the school record. Fields tied a career-high with 21 points against James Madison, setting a career-high with eight rebounds, dishing out four assists with three steals.

FLIRTING WITH PERFECTION

Senior Josh Micheaux and redshirt-senior Jihad Ali have both made 13 straight free throws in a game this year. Micheaux's streak lasted between the Panthers final game in Seattle against FAU and State's game against Liberty. He made his final free throw of the



game against the Owls and has been a perfect 6-of-6 against both McNeese State and Samford.

Ali's streak came after the new year and ended with a miss against UNCW.

Senior James Fields made 12 straight after an 8-for-8 performance against Drexel and hitting his first two at VCU. He is 18-of-19 (.947) in CAA games this year.

The school record is 23 straight made by Nate Williams from Jan. 13-Feb. 12, 2004.

BUCKNER HONORED IN SEATTLE

For the second straight season, senior Eric Buckner was named to an all-tournament team. After an impressive 24-point performance in the final game of the World Vision Classic, Buckner was named to the six-man all-tournament squad. He finished the three-game event averaging 13.0 points and 4.3 rebounds per game, while blocking nine shots and swiping four steals, shooting 63.3 percent from the floor.

Last season, Buckner was named to the all-tournament team of the Dr Pepper Classic, leading State to the tournament title in Chattanooga.

BLOCK PARTY

Following a season in which he blocked 49 shots, which was the third most in school history, senior Eric Buckner is back at it again with 70 blocks in just 21 games. He is on pace to break the single-season mark of 82 set by Sylvester Morgan during the 2004-05 season.

He is also on pace to set the career record which currently stands at 128, set by Zavian Smith from 1989-1994.

In just his second year with the Panthers, Buckner has blocked 119 shots, moving him into second on the school's all-time list. He is now just nine off the record after six blocks against JMU.

Five days after blocking a then career-high seven shots against Liberty, Buckner continued the block party with a new career-high of eight against FIU. GSU finished with 14 blocks against FIU, setting a new school record. The eight blocks was just one off the school record of nine, also set by Morgan. He had six at Northeastern on Jan. 18 to surpass last year's total.

The Panthers set a school record last year by blocking 148 shots, breaking the record of 143 set during the 2002-03 season.

502 AND COUNTING

Georgia State has made at least one three-point field goal in 502 straight games, dating back to the 1994-95 season. The last team to hold the Panthers without a trey was Stetson on Feb. 18, 1995.

RICHARDSON SHINES AGAINST HUSKIES

Sophomore Rashaad Richardson showed why he is expected to be the most improved player on the team this season by opening

the year with an impressive 21 point performance against Washington in the opening game of the World Vision Classic.

Richardson hit 7-of-10 from three-point range, while pulling down five rebounds in 21 minutes off the bench.

The sophomore's seven treys tied for the sixth most in a single-game in school history, while the 70 percent shooting percentage tied him for the third best mark in school history.

Ironically Richardson made just seven field goals all of last season and played just 105 total minutes.

IF THEY'RE FREE

In the Panthers home opening victory over McNeese State, GSU combined to hit 18-of-19 from the free throw line, tied for the fifth best mark in school history.

In a physical game with Drexel, GSU cashed in at the free throw line, hitting 27 of 31 from the charity stripe. The 87.1 free throw percentage was the best in a CAA game in school history.

State hit its first 11 free throws. The 27 made attempts is the most in a CAA game and fell just shy of the school's top 10 list.

Junior James Vincent leads the team with a .824 mark, while sophomore Devonta White is second at .800. Senior Josh Micheaux shines at .718 after hitting under 54 percent last year.

SIGN ON THE DOTTED LINE

Georgia State first-year coach Ron Hunter signed his first early signing class on Nov. 9. The group includes three high school stars, including Hunter's only son R.J., and one junior college standout.

The class includes two local products, including Buford's T.J. Shipes and junior college transfer Cameron Solomon, who played at nearby Lovejoy High School. Hunter's son R.J. is finishing his high school career in Indianapolis at Pike High School before moving to Atlanta. Rounding out class is point guard David Travers from La Costa Canyon HS in Carlsbad, Calif.

R.J. Hunter

A 6-6, 175-pound shooting guard with tremendous range and very good ball handling skills. He has very good leaping ability and has shown the ability to defend players at multiple positions.

As a junior at Pike, Hunter averaged 14.2 points and shot 39 percent from behind the three-point arc, helping his team to a sectional title and the Marion County Championship.

David Travers

A 6-1, 165-pound point guard with tremendous quickness, improving range and a very good ball handler.

As a junior, the Carlsbad, Calif., native averaged 12 points, seven assists and three steals per game. He helped lead La Costa Canyon High School to the CIF San Diego Section Championship and the second round of the state playoffs, finishing the year ranked 17th in the state of California.

T.J. Shipes

A power forward at nearby Buford High School in Gwinnett County, measures at 6-8, 220 pounds. He can run the floor well and uses his body well around the basket.

Last season, he led Buford to the Class AA State Championship Game after scoring 16 points and grabbing 12 rebounds per game. He earned all-state and Gwinnett Tip-off Club team of the year honors.

This year he was named to the Atlanta Tip-off Club Metro Atlanta Player of the Year watch list, which includes the top 30 high school players in the Atlanta area.

Cameron Solomon

A native of nearby Hampton, Ga., the 6-4, 175-pound shooting guard with tremendous range who played locally at Lovejoy High School. He was one of Metro Atlanta's most electric scorers during his senior year, averaging 24 points, four rebounds

BLOCKED SHOTS (CAREER)

Player	Years	Blk
1. Zavian Smith	1989-94 (4)	128
2. Eric Buckner ..2010-present (2)		119
3. Nate Williams	2001-04 (3)	113
4. Torquin Gresham.....	1997-00 (3)	110
5. Deven Dickerson.....	2004-08 (4)	101
6. Sylvester Morgan.....	2003-05 (2)	84
7. Trello Galloway	2002-04 (2)	72

BLOCKED SHOTS (SINGLE SEASON)

Player	Season	Blks
1. Sylvester Morgan	2004-05	81
2. Eric Buckner	2011-12	70
3. Zavian Smith	1991-92	62
4. Eric Buckner.....	2010-11	49
5. Deven Dickerson	2006-07	47



BY THE NUMBERS

LONGEST WINNING STREAKS

ALL GAMES

- 11 11-18-11 to 1-4-11 (regular season)
- 8 2-15-01 to 3-15-01 (last four regular-season games, three TAAC Tournament games, NCAA first round)
- 7 1-5-04 to 1-24-04 (regular season)
- 7 2-12-04 to 3-4-04 (last six regular-season games, A-Sun Tournament first round)
- 7 11-17-00 to 12-6-00 (first seven games of season)
- 7 2-7-00 to 3-2-00 (last six regular season games, TAAC Tournament first round)
- 7 11-28-75 to 12-30-75 (first seven games of season)
- 6 2-8-02 to 3-1-02 (last four regular-season games, two TAAC Tournament games)
- 6 1-23-01 to 2-10-01 (regular season)

AT GEORGIA STATE SPORTS ARENA

- 25 2-24-00 to 12-12-02 (last three games of 1999-00, all of 2000-01, through first six games of 2001-02) * *Third-longest home win streak in the nation when ended*
- 10 11-18-11 to present (first nine home games of season)
- 8 1-5-98 to 2-24-98 (last eight games of regular season)
- 7 12-6-03 to 1-16-04
- 6 1975-76
- 6 1985-86
- 5 11-17-09 to 1-2-10 (first five games of season)
- 5 12-22-98 to 1-14-99
- 5 1974-75 (first five games of season)

BEST STARTS TO A SEASON

7-0.....	2000-01
7-0.....	1975-76
11-1.....	2000-01
8-2.....	1975-76
11-3.....	2011-12
6-3.....	2001-02

Georgia State is off to one of its best starts in school history. After starting 0-3, the Panthers won 11 straight, including seven straight at home, going nearly two months without a loss.

BEST FIELD GOAL PERCENTAGE

Minimum 10 Attempts

.923	Bob Pierson vs. South Alabama.....	(12-13).....	2-26-76
.909	Eric Buckner vs. Chattanooga.....	(10-11)....	12-30-10
.900	Lanard Copeland vs. UTSA.....	(9-10).....	1-22-87
.833	Kevin Morris vs. FAU.....	(10-12) ...	2-24-00
.818	Eric Buckner vs. South Carolina State	(9-11)...	11-29-11
.818	Lanard Copeland vs. Morris Brown.....	(9-11).....	12-3-88
.813	Terrence Evans @ Troy.....	(13-16)....	12-14-96
.812	Kevin Morris vs. VCU.....	(13-16)....	12-2-98
.800	Nate Williams @ Auburn.....	(12-15)....	12-22-03
.800	Chris Collier @ Stetson.....	(12-15).....	2-24-90
.800	Quincy Gause vs. North Carolina A&T	(8-10)....	12-28-98
.800	Quincy Gause vs. Augusta State.....	(8-10)....	12-10-97
.800	Trello Galloway vs. South Alabama	(8-10)....	12-12-03

Senior Eric Buckner has led the Panther block party during the 2011-12 season. Here is a look at some of the numbers he has put up:

MOST BLOCKED SHOTS (SINGLE GAME)

9	Sylvester Morgan vs. Mercer	1-23-05
8	Eric Buckner vs. FIU	12-1-11
7	Eric Buckner vs. Liberty	11-26-11
7	Sylvester Morgan at Lipscomb	1-8-05
7	Nate Williams at Stetson	1-24-04
6	Eric Buckner at Northeastern	1-18-12
6	Eric Buckner vs. James Madison	1-23-12
6	13 others tied with six	

BLOCKED SHOTS (TEAM SINGLE GAME)

14	vs. FIU, 12-1-11
12	vs. Troy, 1-29-00
11	vs. James Madison, 1-23-12
11	vs. Belmont, 3-6-03 (A-Sun)
11	vs. Morris Brown, 12-06-00
11	@ Belmont, 2-28-04

BLOCKED SHOTS (SINGLE SEASON)

Player	Season	Blks
1. Sylvester Morgan	2004-05	81
2. Eric Buckner	2011-12	70
3. Zavian Smith.....	1991-92	62
4. Eric Buckner.....	2010-11	49
5. Deven Dickerson	2006-07	47
6. Deven Dickerson	2005-06	46
7. Trello Galloway.....	2002-03	45
8. Torquin Gresham	1997-98	43
Jarrold Hill.....	1999-00	43
9. Nate Williams.....	2002-03	41
Zavian Smith.....	1990-91	41

Sophomore Rashaad Richardson had one of the most prolific three-point shooting days in Georgia State history against Washington. Richardson made just seven total field goals during his freshman year, but helped State in the opener in Washington.

MOST 3-POINT FIELD GOALS

9	Thomas Terrell @ Jacksonville (12 att).....	1-08-01
9	Anton Reese @ Kansas State (18).....	11-29-98
9	Kevin Morris vs. VCU (11).....	12-22-98
8	Thomas Terrell vs. Florida Atlantic (10).....	2-8-02
8	Thomas Terrell @ Troy (15).....	2-16-02
7	Rashaad Richardson @ Washington (10).....	11-12-11
7	Shellord Pinkett vs. Troy.....	2-14-98
7	Anton Reese @ Florida Atlantic (14).....	1-3-99
7	Anton Reese @ Stetson.....	2-17-00
7	Anton Reese @ Jacksonville State.....	2-3-00
7	Javonte Maynor @ William & Mary (12).....	2-23-11
7	Dante Curry @ UNC Wilmington (10).....	1-5-11
7	Dante Curry @ Chattanooga (12).....	12-30-11

BEST 3-POINT PERCENTAGE

Minimum 10 Attempts

.818	Kevin Morris vs. VCU (9-11).....	12-22-98
.750	Thomas Terrell @ Jacksonville.....	1-8-01
.700	Rashaad Richardson @ Washington (7-10)	11-12-11
.700	Javonte Maynor @ William & Mary (7-10).....	2-23-11
.700	Dante Curry @ UNC Wilmington (7-10).....	1-5-11
.700	Also: Anton Reese twice and Shellord Pinkett	



BY THE NUMBERS - NCAA & CAA LEADERS (AS OF JAN. 24)

GEORGIA STATE AMONG CAA LEADERS

SCORING

Jihad Ali	12.2	15th
Devonta White.....	12.1	16th
Eric Buckner.....	11.0	24th
James Fields	10.1	27th

REBOUNDING

Josh Micheaux	7.0	16th
Eric Buckner.....	6.5	12th
Jihad Ali	5.6	14th

FIELD GOAL PERCENTAGE

Eric Buckner.....	.585	1st
Jihad Ali424	11th

ASSISTS

James Fields	3.3	7th
Josh Micheaux	3.2	9th
Devonta White.....	3.1	10th

FREE THROW PERCENTAGE

Devonta White.....	.800	5th
--------------------	------	-----

STEALS

James Fields	2.1	3rd
Devonta White.....	2.0	4th
Josh Micheaux	1.7	7th
Jihad Ali	1.4	15th

BLOCKED SHOTS

Eric Buckner.....	3.3	1st
-------------------	-----	-----

ASSIST/TURNOVER RATIO

James Fields	1.6	3rd
Devonta White.....	1.5	5th
Josh Micheaux	1.4	6th

OFFENSIVE REBOUNDS

Eric Buckner.....	2.7	8th
-------------------	-----	-----

DEFENSIVE REBOUNDS

Josh Micheaux	5.7	5th
Jihad Ali	4.4	10th

MINUTES PLAYED

Devonta White.....	33.7	8th
--------------------	------	-----

TEAM LEADERS (TOP 5'S)

Scoring Offense	67.9	2nd
Scoring Defense.....	58.6	3rd
Scoring Margin.....	+9.2	2nd
FG Percentage431	3rd
FG Percentage Defense376	1st
Rebounding Offense.....	36.9	4th
Rebounding Margin	+1.8	3rd
Blocked Shots	5.5	1st
Assists.....	12.5	5th
Steals.....	9.9	2nd
Turnover Margin	+4.24	2nd
Assist/Turnover Ratio	1.0	1st
Offensive Rebounds	12.0	5th
Defensive Rebounds	24.9	4th

GEORGIA STATE AMONG NCAA LEADERS

TEAM LEADERS (TOP 100)

Won-Lost Percentage.....	68.4	79th
Scoring Defense.....	58.2	16th
Scoring Margin.....	10.5	39th
FG Percentage Defense	37.5	9th
Assist/Turnover Ratio	1.05	97th
Blocked Shots per Game	5.0	37th
Steals per Game	9.8	6th
Turnovers per Game	12.1	44th
Turnover Margin.....	4.4	12th
Personal Fouls per Game	16.3	50th

REBOUND PER GAME

Josh Micheaux	6.9	191th
Eric Buckner.....	6.4	244th

ASSISTS PER GAME

James Fields	3.4	242nd
--------------------	-----	-------

BLOCKED SHOTS PER GAME

Eric Buckner.....	3.1	11th
-------------------	-----	------

STEALS PER GAME

James Fields	2.1	40th
Devonta White.....	2.0	50th
Josh Micheaux	1.7	109th

ASSIST/TURNOVER RATIO

James Fields	1.54	201st
Devonta White.....	1.54	204th

*NCAA stats as of Jan. 23

LED GEORGIA STATE IN . . .

SCORING

Jihad Ali: 6 games
Devonta White: 4 games
Eric Buckner: 4 games
James Fields: 3 games
Rashaad Richardson: 2 games
Brandon McGee: 1 game
James Vincent: 1 game

REBOUNDING

Josh Micheaux: 12 games
Eric Buckner: 7 games
Jihad Ali: 3 games
Tony Kimbro Jr.: 1 game
James Fields: 1 game

ASSISTS

Josh Micheaux: 9 games
James Fields: 8 games
Devonta White: 4 games
Jihad Ali: 1 game
Brandon McGee: 1 game
Tony Kimbro Jr.: 1 game

*Note game totals may not equal total number of games played due to ties



HEAD COACH RON HUNTER

Ron Hunter, who won 274 games in 17 seasons at IUPUI while earning national notoriety for his humanitarian efforts, was named the head men's basketball coach at Georgia State University, on March 21, 2011.



While leading IUPUI to 25 or more wins in two of the last four seasons, Hunter has partnered with Samaritan's Feet, an organization that collects shoes for underprivileged children around the world. On Jan. 24, 2008, he coached IUPUI against Oakland in his bare feet to help raise awareness for the cause. By tipoff, Hunter's efforts had raised more than 100,000 pairs of shoes, and to date, that number has climbed well above 250,000.

Hunter has earned numerous national honors including an NABC Guardians of the Game Pillar Award for Service, the 2009 Giant Steps Award from the National Consortium for Academics and Sport (NCAS), and a Minority Achievement Award from the Center for Leadership Development (CLD).

He was one of seven head coaches who served on the Division I Basketball Academic Enhancement Group, as appointed by late NCAA President Myles Brand, and he is a member of the National Basketball Coaches Association (NABC) Board of Directors.

Named Summit League Coach of the Year in 2003 and 2006, Hunter led IUPUI to the conference championship game five times from 2002-10, including the 2003 title game victory over top-seeded Valparaiso. Since 2003, the Jaguars have never finished lower than fourth in the league standings, including runnerup finishes in 2003, 2004, 2006, 2008 and 2010.

Sixteen of Hunter's Jaguars received first or second-team all-conference accolades, including two Player of the Year honorees in Hill (2008) and Odell Bradley (2004) as well as Defensive Player of the Year Matt Crenshaw (2004). Another 10 IUPUI players were recognized on the league's All-Newcomer team.

Hunter's teams have shown the ability to knock off top competition on the road, recording victories at Georgia Tech (2001-02), at Northwestern (2002-03) and at Seton Hall (2008-09).

Hunter, 46, earned his bachelor's degree in education at Miami in 1986 and added a master's in 1987. He was a standout player on strong Miami teams of the mid-1980s, along with high school and college teammate Ron Harper, who went on to a long NBA career. The Redhawks were 81-30 during Hunter's four-year career and earned three consecutive NCAA Tournament berths while winning two MAC championships.

Hunter and his wife, Amy, have two children, Jasmine (22) and R.J. (17).

RON HUNTER LEDGER

Season	Position, School, Honors/Postseason	Record
Head Coach, Career (17 seasons)		288-226
Head Coach, Georgia State (1st season)		14-7
2011-12	Head Coach, Georgia State	14-7
Head Coach, IUPUI (17 seasons)		274-219
2010-11	Head Coach, IUPUI	19-14
2009-10	Head Coach, IUPUI (CBI Tournament; d. Hofstra, I. Princeton)	25-11
2008-09	Head Coach, IUPUI	16-14
2007-08	Head Coach, IUPUI	26-7
2006-07	Head Coach, IUPUI	15-15
2005-06	Head Coach, IUPUI	19-10
2004-05	Head Coach, IUPUI	16-13
2003-04	Head Coach, IUPUI	3-11*
2002-03	Head Coach, IUPUI (NCAA; I. Kentucky)	20-14
2001-02	Head Coach, IUPUI	15-15
2000-01	Head Coach, IUPUI	11-18
1999-00	Head Coach, IUPUI	7-21
1998-99	Head Coach, IUPUI (Joined Division I)	11-16
1997-98	Head Coach, IUPUI	17-9
1996-97	Head Coach, IUPUI	16-11
1995-96	Head Coach, IUPUI	22-7
1994-95	Head Coach, IUPUI	16-13
Assistant Coach, Miami (Ohio) (1 season)		19-10
1993-94	Assistant Coach, Miami (Ohio)	19-10
Assistant Coach, UW-Milwaukee (6 seasons)		111-59
1992-93	Assistant Coach, UW-Milwaukee	16-12
1991-92	Assistant Coach, UW-Milwaukee	24-7
1990-91	Assistant Coach, UW-Milwaukee	10-18
1989-90	Assistant Coach, UW-Milwaukee	18-10
1988-89	Assistant Coach, UW-Milwaukee	20-8
1987-88	Assistant Coach, UW-Milwaukee	16-12
Player, Miami (Ohio) (4 seasons)		81-39
1985-86	Player, Miami (Ohio) MAC Champion, NCAA (I. Iowa State)	24-7
1984-85	Player, Miami (Ohio) NCAA (I. Maryland)	20-11
1983-84	Player, Miami (Ohio) MAC Champion, NCAA (I. SMU)	24-6
1982-83	Player, Miami (Ohio)	13-15

* 18 wins vacated



CAREER HIGHS

JIHAD ALI

Points: 22 vs. George Mason, 2-3-10
 Rebounds: 14 vs. McNeese State, 11-18-11
 Assists: 4 vs. Carver Bible, 11-17-09, at Ga. Southern, 12-22-10
 Steals: 5 vs. James Madison, 1-23-12

ERIC BUCKNER

Points: 28 vs. VCU, 1-3-11
 Rebounds: 15 at Delaware, 1-21-12
 Blocks: 8 vs. FIU, 12-1-11
 Steals: 3 vs. Florida Atlantic, 11-14-11

JAMES FIELDS

Points: 21 vs. UNCW, 1-12-12, vs. James Madison, 1-23-12
 Rebounds: 8 vs. James Madison, 1-23-12
 Assists: 9 vs. Rhode Island, 12-10-11, vs. Towson, 1-8-11
 Steals: 7 vs. UNCW, 1-12-12

TYLER GAMBLE

Points: 2 vs. 15 vs. Rhode Island, 12-10-11
 Rebounds: 1 vs. S. C. State, 11-29-10, vs. JMU, 1-23-12
 vs. Rhode Island, 12-10-11, vs. UNCW, 1-12-12
 Assists: 1 vs. FIU, 12-1-11

JUSTIN GREEN

Points: First Season
 Rebounds: 1 vs. Rhode Island, 12-10-11
 Assists: First Season

RYANN GREEN

Points: First Season
 Rebounds: 1 vs. FIU, 12-1-11
 Assists: First Season

TONY KIMBRO JR.

Points: 12 vs. Florida Atlantic, 11-14-11, Ga. Southern, 12-22-11
 Rebounds: 7 vs. Florida Atlantic, 11-14-11
 vs. South Carolina State, 11-29-11
 Assists: 4 vs. Towson, 1-14-12
 Steals: 3 vs. Portland, 11-13-11, vs. Georgia Southern, 12-22-11
 vs. Drexel, 1-2-12, vs. Towson, 1-14-12

BRANDON MCGEE

Points: 31 vs. Northeastern 2-14-11
 Rebounds: 13 vs. Northeastern 2-14-11
 Blocks: 1 (9 times) most recently: vs. Utah Valley, 12-17-11

JOSH MICHEAUX

Points: 17 vs. George Mason, 2-26-11
 Rebounds: 11 vs. James Madison, 1-23-12
 Assists: 6 vs. Hofstra, 2-9-11, vs. James Madison, 1-23-12
 Steals: 4 vs. UNCW, 2-2-11; vs. Portland, 11-13-11

RASHAAD RICHARDSON

Points: 21 vs. Washington, 11-12-11
 Rebounds: 5 vs. Washington, 11-12-11
 Assists: 2 at UNCW, 1-5-11

KEVIN SHAW

Points: 3 vs. Washington, 11-12-11
 Rebounds: 1 vs. William & Mary, 12-3-11, vs. URI, 12-10-11
 Assists: First Season

JAMAR TAYLOR

Points: 7 vs. Texas A&M-CC, 12-29-10
 Rebounds: 7 at VCU, 1-19-11
 Blocks: 1 vs. Georgia Southern, 12-22-11 (most recent - 6 times)

JAMES VINCENT

Points: 21 vs. Towson, 1-14-12
 Rebounds: 11 at Old Dominion, 2-15-11
 Blocks: 5 at Towson, 2-7-11

DEVONTA WHITE

Points: 23 vs. McNeese State, 11-18-11
 Rebounds: 6 vs. Hampton, 11-30-10
 Assists: 6 vs. Hofstra, 2-9-11, at Samford, 11-22-11,
 vs. South Carolina State, 11-29-10

GAME-BY-GAME STARTING LINEUPS

at Washington.....	White	Ali	Micheaux	Fields	McGee
vs. Portland.....	White	Richardson	Micheaux	McGee	Buckner
vs. Florida Atlantic.....	White	Ali	Kimbro Jr.	McGee	Buckner
McNeese State.....	White	Ali	Kimbro Jr.	Micheaux	Buckner
at Samford.....	White	Richardson	Fields	Micheaux	Buckner
Liberty.....	White	Fields	Micheaux	McGee	Buckner
at South Carolina State.....	White	Fields	Micheaux	McGee	Buckner
FIU.....	White	Fields	Richardson	Micheaux	Buckner
William & Mary.....	White	Fields	Richardson	Micheaux	Buckner
Rhode Island.....	White	Fields	Richardson	Micheaux	Buckner
at Utah Valley.....	White	Fields	Richardson	Micheaux	Buckner
Georgia Southern.....	White	Fields	Richardson	Micheaux	Buckner
Drexel.....	White	Fields	Ali	Micheaux	Buckner
at VCU.....	White	Fields	Ali	Micheaux	Buckner
at George Mason.....	White	Fields	Ali	Micheaux	Buckner
UNC Wilmington.....	White	Fields	Ali	Micheaux	Buckner
Towson.....	White	Fields	Ali	Micheaux	Buckner
at Northeastern.....	White	Fields	Ali	Micheaux	Buckner
at Delaware.....	White	Fields	Ali	McGee	Buckner
James Madison.....	White	Fields	Ali	McGee	Buckner
at Drexel.....	White	Fields	McGee	Micheaux	Buckner
VCU.....					
at UNC Wilmington.....					
at Hofstra.....					
Northeastern.....					
Delaware.....					
at James Madison.....					
Sears Bracketbusters.....					
Old Dominion.....					
at William & Mary.....					
CAA Championship					

ESPN/USA Today Coaches Poll (Jan. 23)

RK	TEAM	Record	Pts.
1	Kentucky (31)	19-1	775
2	Missouri	18-1	725
3	Ohio State	17-3	687
4	Syracuse	20-1	686
5	Kansas	16-3	660
6	Duke	16-3	571
7	Baylor	17-2	569
8	North Carolina	16-3	565
9	Murray State	20-0	502
10	Georgetown	16-3	498
11	Michigan State	16-4	453
12	San Diego State	17-2	403
13	Florida	15-4	396
14	Creighton	18-2	343
15	UNLV	18-3	337
16	Mississippi State	16-4	236
17	Indiana	16-4	230
18	Marquette	16-4	213
19	Connecticut	14-5	203
20	Saint Mary's	19-2	193
21	Virginia	15-3	171
22	Michigan	15-5	165
23	Harvard	16-2	99
24	Kansas State	14-4	80
25	Louisville	15-5	49
25	Wisconsin	16-5	49

College Insider Mid-Major Poll (Jan. 23)

	Record	Points	Conference
1. Murray State (31)	20-0	775	Ohio Valley
2. Creighton	18-2	733	Missouri Valley
3. Saint Mary's	19-2	692	West Coast
4. Harvard	16-2	675	Ivy League
5. Middle Tennessee	19-2	640	Sun Belt
6. Gonzaga	16-3	627	West Coast
7. Wichita State	17-3	598	Missouri Valley
8. Iona	15-4	544	Metro Atlantic
9. Long Beach State	14-6	499	Big West
10. Cleveland State	17-4	486	Horizon
11. Davidson	14-4	444	Southern
12. BYU	17-5	413	West Coast
13. Oral Roberts	18-4	409	Summit
14. George Mason	15-5	377	CAA
15. Weber State	15-3	362	Big Sky
16. Ohio	15-4	297	Mid-American
17. VCU	15-5	288	CAA
18. Belmont	13-7	191	Atlantic Sun
19. UT-Arlington	15-5	142	Southland
20. Drexel	14-5	141	CAA
21. Long Island	14-6	115	Northeast
22. Kent State	12-6	107	Mid-American
23. Norfolk State	15-5	106	MEAC
24. Wagner	15-4	94	Northeast
25. Denver	15-5	66	Sun Belt

Others receiving votes: Florida State 41, Gonzaga 34, West Virginia 33, Wichita State 29, Middle Tennessee 28, Vanderbilt 20, Nevada 12, Illinois 6, Cincinnati 4, Southern Miss 3, UCF 3, Iowa State 2, Dayton 1, New Mexico 1

Bold indicates GSU opponent

Others receiving votes: South Dakota State 57, Akron 30, **Georgia State 22**, Valparaiso 22, College of Charleston 17, Northern Iowa 16, Missouri State 14, Bucknell 12, Yale 12, Loyola MD 10, Milwaukee 10, UC-Santa Barbara 8, UNC-Ashville 6, Coastal Carolina 5, Mercer 5, Illinois State 3, Montana 2, Manhattan 1, North Texas 1, **Old Dominion 1**.

Bold indicates GSU opponent



ALPHABETICAL ROSTER

No.	Name	Pos.	Ht.	Wt.	Yr.	Hometown (High School/Previous School)
14	Jihad Ali	F	6-5	200	Sr.-R	Atlanta, Ga. (M.L. King HS)
23	Manny Atkins	G-F	6-7	205	Jr.	Tucker, Ga. (Tucker HS/Virginia Tech)
20	Eric Buckner	F	6-10	203	Sr.	Ehrhardt, S.C. (Bamberg-Ehrhardt HS/Gulf Coast C.C.)
4	James Fields	G	6-4	182	Sr.	Savannah, Ga. (Urban Christian HS)
15	Tyler Gamble	G	6-2	195	Fr.	Commerce, Ga. (Commerce HS)
34	Justin Green	F	6-5	205	Fr.	Jonesboro, Ga. (Lovejoy HS)
21	Ryann Green	G	6-1	171	Fr.	College Park, Ga. (Benjamin Banneker HS)
11	Tony Kimbro Jr	G	6-5	185	Fr.	Louisville, Ky. (Jeffersontown HS)
24	Brandon McGee	F	6-6	228	Sr.-R	Chicago, Ill. (Crane HS/Wabash Valley C.C.)
1	Josh Micheaux	G-F	6-5	222	Sr.	Missouri City, Texas (Elkins HS/Lee C.C.)
25	Rashaad Richardson	G	6-3	179	So.	James Island, S.C. (Oldsmar Christian Academy)
10	Kevin Shaw	G	6-2	170	Fr.	Louisville, Ky. (Seneca HS)
55	Jamar Taylor	F	6-9	229	Sr.-R	Charleston, S.C. (Burke HS/Brunswick C.C.)
22	James Vincent	C	6-10	267	Jr.	Columbus, Ga. (Northside HS)
12	Devonta White	G	5-10	158	So.	Alpharetta, Ga. (Centennial HS)

NUMERICAL ROSTER

No.	Name	Pos.	Ht.	Wt.	Yr.	Hometown (High School/Previous School)
1	Josh Micheaux	G-F	6-5	222	Sr.	Missouri City, Texas (Elkins HS/Lee C.C.)
4	James Fields	G	6-4	182	Sr.	Savannah, Ga. (Urban Christian HS)
10	Kevin Shaw	G	6-2	170	Fr.	Louisville, Ky. (Seneca HS)
11	Tony Kimbro Jr	G	6-5	185	Fr.	Louisville, Ky. (Jeffersontown HS)
12	Devonta White	G	5-10	158	So.	Alpharetta, Ga. (Centennial HS)
14	Jihad Ali	F	6-5	200	Sr.-R	Atlanta, Ga. (M.L. King HS)
15	Tyler Gamble	G	6-2	195	Fr.	Commerce, Ga. (Commerce HS)
20	Eric Buckner	F	6-10	203	Sr.	Ehrhardt, S.C. (Bamberg-Ehrhardt HS/Gulf Coast C.C.)
21	Ryann Green	G	6-1	171	Fr.	College Park, Ga. (Benjamin Banneker HS)
22	James Vincent	C	6-10	267	Jr.	Columbus, Ga. (Northside HS)
23	Manny Atkins	G-F	6-7	205	Jr.	Tucker, Ga. (Tucker HS/Virginia Tech)
24	Brandon McGee	F	6-6	228	Sr.-R	Chicago, Ill. (Crane HS/Wabash Valley C.C.)
25	Rashaad Richardson	G	6-3	179	So.	James Island, S.C. (Oldsmar Christian Academy)
34	Justin Green	F	6-5	205	Fr.	Jonesboro, Ga. (Lovejoy HS)
55	Jamar Taylor	F	6-9	229	Sr.-R	Charleston, S.C. (Burke HS/Brunswick C.C.)

COACHING STAFF

Head Coach: Ron Hunter (Miami (Ohio), 1986), 1st Year at GSU
Associate Head Coach: Darryl LaBarrie (Georgia Tech, 2001), 1st Year at GSU
Assistant Coach: Everick Sullivan (Louisville, 2002), 1st Year at GSU
Assistant Coach: Claude Pardue (Emory, 2008), 1st Year at GSU
Director of BB Operations: Tony Bollier (Wheaton College, 2006)
Athletic Trainer: John Anderson (Arizona State, 1996)
Strength Coach: Jamal Terry (Mississippi State, 1986)

PRONUNCIATION

Jihad Alijuh-HAAD ah-LEE
 Josh Micheaux..... MEE-shaw
 Devonta White.....duh-VON-tay
 Tony BollierBo-LEER



JIHAD ALI
F • 6-5, 200 • Sr-R
Atlanta, Ga. **14**




MANNY ATKINS
G • 6-7, 200 • Jr.
Tucker, Ga. **23**



ERIC BUCKNER
F • 6-10, 203 • Sr.
Ehrhardt, S.C. **20**



JAMES FIELDS
G • 6-4, 182 • Sr.
Savannah, Ga. **4**



JUSTIN GREEN
F • 6-5, 205 • Fr.
Jonesboro, Ga. **34**



RYANN GREEN
G • 6-1, 171 • Fr.
College Park, Ga. **21**



TYLER GAMBLE
G • 6-2, 195 • Fr.
Commerce, Ga. **15**



TONY KIMBRO JR.
G • 6-5, 185 • Fr.
Louisville, Ky. **11**



BRANDON MCGEE
F • 6-6, 228 • Sr-R
Chicago, Ill. **24**



JOSH MICHAUX
G-F • 6-5, 222 • Sr.
Missouri City, Texas **1**



RASHAAD RICHARDSON
G • 6-2, 179 • So.
Charleston, S.C. **25**



KEVIN SHAW
G • 6-2, 170 • Fr.
Louisville, Ky. **10**



JAMAR TAYLOR
F • 6-9, 229 • Sr-R
Charleston, S.C. **55**



JAMES VINCENT
C • 6-10, 267 • Jr.
Columbus, Ga. **22**



DEVONTA WHITE
G • 5-10, 158 • So.
Alpharetta, Ga. **12**



RON HUNTER
Head Coach
1st Year at Georgia State



DARRYL LABARRIE
Associate Head Coach
1st Year at Georgia State



EVERICK SULLIVAN
Assistant Coach
1st Year at Georgia State



CLAUDE PARDUE
Assistant Coach
1st Year at Georgia State



TONY BOLLIER
Director of Operations
1st Year at Georgia State



JIHAD

ALI

Forward
6-5, 200 • Sr.-R
Atlanta, Ga.
M.L. King HS

14

AT GEORGIA STATE:

Left-handed wing player with good shooting and scoring ability . . . Increased his productivity and playing time in each of the last two seasons; will have a chance to set the school games played record during his senior season . . . Elected to take a redshirt year in 2008-09; practiced with the team while working on his strength and skills.

Excellent student who was named to the 2010 CAA All-Academic second team . . . Tabbed to the Dean's List (minimum 3.5 GPA) for the 2008 fall and spring 2010 semesters and to the Athletic Director's Honor Roll (minimum 3.2 GPA) for the 2008 spring semester . . . Also received the CAA Commissioner's Academic Award in 2008 and 2010 . . . Graduated with a degree in finance last spring and is now working on his masters in sports administration.

CAREER HIGHS

POINTS: 22

George Mason, 2-3-10

FIELD GOALS MADE: 9

George Mason, 2-3-10 (9-13)
Hofstra, 2-9-11 (9-16)

FIELD GOAL ATTEMPTS: 17

McNeese State, 11-18-11 (3-17)

3-PT FG: 5

Florida A&M, 12-18-10 (5-6)

3-PT FG ATTEMPTS: 6

Florida A&M, 12-18-10 (5-6)
Samford, 11-22-11 (3-6)

FREE THROWS MADE: 6

Drexel, 1-2-12 (6-6)

FREE THROW ATTEMPTS: 6

Drexel, 1-2-12 (6-6), Samford, 11-22-11 (3-6),
Towson, 1-14-11 (3-6)

REBOUNDS: 14

McNeese State, 11-18-11

ASSISTS: 4

Carver Bible, 11-17-09
Georgia Southern, 12-22-10

STEALS: 5

James Madison, 1-23-12

BLOCKS: 3

George Mason, 1-13-10
William & Mary, 2-23-11,
Utah Valley, 12-17-11, Drexel, 1-2-12

MINUTES: 44

Delaware, 1-21-12

2011-12 HIGHLIGHTS:

- Named one of two teams captains for 2011-12 season
- Finished with a double-double of 12 points and 11 rebounds, along with a team-high 38 minutes in exhibition opener against Southern Poly.
- Scored 8 points and grabbed two boards in the Panthers opener against Washington, tying a career-high with four free throw attempts.
- Came off the bench to score eight points, grab five rebounds and swipe three steals against Portland.
- Finished with 14 points and five rebounds against Florida Atlantic.
- Grabbed a career-high 14 rebounds in GSU's home opener victory over McNeese State, scoring 8 points.
- Scored a season-high 20 points on 7-of-12 shooting at Samford.
- Shot a perfect 6-of-6 from the field and 4-of-4 from three-point range off the bench against Liberty, scoring 16 points.
- Scored a team-high 17 points on 7-of-14 shooting with five rebounds in CAA opener victory over William & Mary.
- Finished with 16 points and 9 rebounds on 6-of-12 shooting in 33 minutes off the bench. Came up with game clinching steal with under five seconds to play to secure the victory.
- Went a perfect 6-for-6 from the free throw line against Drexel, scoring 10 points and tying a career-high with three blocks.
- Recorded a double-double with a team-high 17 points and 11 rebounds in win at VCU, including a pair of three-pointers.
- Led Panthers with 19 points, including 5-of-5 FT's at George Mason.
- Scored 14 points in a career-high 44 minutes, while pulling down 7 rebounds in a double-overtime loss at Delaware.
- Finished with a team-high 17 points on 7-of-11 shooting at Drexel.

CAREER STATISTICS

CAA ONLY	G-GS	Min	Avg	FG- FGA	Pct.	3P-3PA	Pct.	FT- FTA	Pct.	O- D	Reb	Avg	Ast	Bl	St	Pts	Avg
2007-08	18- 6	265	14.7	26- 74	0.351	9- 23	0.391	9- 11	0.818	6- 28	34	1.9	16	3	9	70	3.9
2009-10	18- 1	276	15.3	44- 94	0.468	17- 44	0.386	6- 13	0.462	10- 42	52	2.9	10	5	15	111	6.2
2010-11	18-11	456	25.3	53- 148	0.358	15- 47	0.319	6- 10	0.600	24- 57	81	4.5	18	12	15	127	7.1
2011-12	10- 8	338	33.8	49- 111	0.441	11- 27	0.407	20- 26	0.769	12- 40	52	5.2	7	7	16	129	12.9
Totals	64-26	1335	20.9	172- 427	0.403	52-141	0.369	41- 60	0.683	52-167	167	2.6	51	27	55	437	6.8
ALL GAMES	G-GS	Min	Avg	FG- FGA	Pct.	3P-3PA	Pct.	FT- FTA	Pct.	O- D	Reb	Avg	Ast	Bl	St	Pts	Avg
2007-08	30- 9	446	14.9	43- 120	0.358	11- 31	0.355	9- 14	0.643	13- 41	54	1.8	26	9	16	106	3.5
2009-10	32- 2	475	14.8	67- 160	0.419	25- 72	0.347	15- 23	0.652	22- 69	91	2.8	25	11	24	174	5.4
2010-11	30-19	767	25.6	88- 244	0.361	29- 86	0.337	12- 26	0.462	44- 99	143	4.8	32	19	24	217	7.2
2011-12	21-11	657	31.3	98- 231	0.424	27- 69	0.391	33- 48	0.688	24- 93	117	5.6	25	14	30	256	12.2
Totals	113-41	2345	20.8	296- 755	0.392	92-258	0.357	69-111	0.622	103-302	405	3.6	108	53	94	753	6.7

* Redshirted in 2008-09



ALI GAME-BY-GAME


2011-12	MP	FG	3FG	FT	O-D	Rb	As	TO	Bl	St	Pts
@Washington	*23	3-8	0-3	2-4	0-2	2	2	2	1	1	8
vs Portland	32	3-7	1-2	1-2	1-4	5	0	1	0	3	8
vs. FAU	*34	6-13	2-5	0-0	3-2	5	2	2	0	1	14
McNeese State	*37	3-17	0-4	2-2	3-11	14	2	4	0	1	8
at Samford	32	7-12	3-6	3-6	1-5	6	0	4	0	1	20
Liberty	17	6-6	4-4	0-0	0-5	5	0	1	1	0	16
at S.C. State	23	4-9	2-2	0-0	0-6	6	2	1	0	0	10
FIU	33	4-13	1-5	2-3	0-4	4	3	1	2	1	11
William&Mary	34	7-14	1-5	2-3	2-3	5	1	1	0	1	17
Rhode Island	25	2-10	1-4	1-1	0-3	3	2	0	0	0	6
at Utah Valley	33	6-12	2-3	2-4	2-7	9	2	0	3	3	16
Ga. Southern	30	5-13	0-4	0-0	2-4	6	3	3	0	3	10
Drexel	*34	2-6	0-1	6-6	1-3	4	0	2	3	1	10
at VCU	*39	7-16	2-4	1-1	0-11	11	0	1	0	2	17
at Mason	*40	6-14	2-2	5-5	0-2	2	0	0	2	1	19
UNCW	*31	6-13	0-1	1-2	2-2	4	1	1	0	1	13
Towson	*28	3-8	0-2	3-6	3-3	6	1	0	0	0	9
at Northeastern	*35	3-9	1-3	1-2	0-6	6	1	1	0	3	8
at Delaware	*44	6-14	2-3	0-0	2-5	7	1	3	0	2	14
James Madison	*25	2-6	1-2	0-0	1-3	4	1	4	2	5	5
at Drexel	28	7-11	2-4	1-1	1-1	2	0	1	0	0	17
VCU											
at UNCW											
at Hofstra											
Northeastern											
Delaware											
at JMU											
Bracketbusters											
Old Dominion											
at William&Mary											

2010-11	MP	FG	3FG	FT	O-D	Rb	As	TO	Bl	St	Pts
@McNeese	28	2-13	1-4	0-0	1-0	1	1	1	0	0	5
Troy	30	4-8	1-3	1-2	2-6	8	3	0	1	1	10
Utah Valley	11	0-5	0-2	0-1	3-2	5	0	1	0	0	0
Samford	27	2-10	0-5	2-3	1-4	5	1	1	1	1	6
@Hampton	28	4-11	0-2	3-4	1-5	6	0	0	0	0	11
James Madison	*22	4-10	0-2	0-0	4-6	10	2	1	0	1	8
Western Mich	*30	5-10	2-2	0-0	0-2	2	3	2	0	0	12
Florida A&M	*33	5-8	5-6	0-3	3-5	8	1	4	2	2	15
@Georgia So	*37	3-8	1-5	0-0	2-4	6	4	3	0	2	6
Texas A&M-CC	* 2	0-0	0-0	0-0	0-1	1	0	0	0	0	0
Chattanooga											
VCU	22	0-3	0-1	2-3	0-4	4	2	0	0	1	2
@UNCW	23	1-4	0-1	0-0	0-5	5	0	1	1	0	2
Towson	21	4-8	3-3	0-0	2-2	4	1	1	0	1	11
@JMU	14	0-7	0-0	1-2	4-1	5	0	2	0	1	1
@Geo Mason	11	1-4	0-0	0-0	0-1	1	1	0	0	0	2
@VCU	23	3-9	2-3	0-0	3-4	7	1	3	2	1	8
Delaware	*37	7-16	2-5	0-0	1-6	7	3	1	0	3	16
@Drexel	*29	2-7	0-1	0-0	0-3	3	0	1	0	0	4
Old Dominion	*30	1-6	0-2	0-0	3-3	6	1	2	0	1	2
@Northeastern	14	4-7	2-5	1-2	0-1	1	1	0	1	1	11
UNCW	*43	3-11	1-4	0-0	1-6	7	2	0	2	1	7
@Towson	*27	3-8	0-2	2-2	3-4	7	1	0	0	1	8
Hofstra	*34	9-16	1-3	0-1	2-3	5	2	2	0	2	19
Northeastern	*26	0-2	0-2	0-0	0-2	2	1	2	1	0	0
@Old Dominion	*31	6-12	2-5	0-0	1-1	2	0	3	1	0	14
@La. Tech	*31	3-8	2-5	0-0	1-5	6	0	2	1	1	8
@W&M	*26	1-6	1-4	0-0	0-5	5	0	3	3	1	2
George Mason	*23	4-12	2-4	0-0	0-0	0	0	0	1	0	10
UNCW (CAA)	*31	4-8	1-2	0-3	4-7	11	1	1	1	2	9
Mason (CAA)	*23	3-7	1-3	0-0	2-1	3	0	0	1	0	7

2009-10	MP	FG	3FG	FT	O-D	Rb	As	TO	Bl	St	Pts
@NC State	8	0-3	0-2	0-0	0-2	2	0	0	0	0	0
Carver	13	2-6	0-2	0-0	0-2	2	4	0	0	1	4
Drake	16	2-8	0-2	0-0	3-1	4	0	1	0	3	4
Howard	20	3-5	1-1	2-2	3-3	6	0	0	0	1	9
IUPUI	13	1-2	1-2	0-0	0-0	0	0	3	0	0	3
Utah Valley	9	2-3	1-2	0-0	0-3	3	1	0	0	1	5
@South Ala	22	4-6	1-3	1-2	0-6	6	2	2	1	1	10
J'ville	*19	1-3	0-1	2-2	1-3	4	2	3	1	1	4
@JMU	6	0-0	0-0	0-0	0-1	1	0	3	0	0	0
@FAMU	18	3-10	2-4	0-0	2-3	5	1	0	0	0	8
@FSU	11	0-6	0-3	2-2	1-0	1	0	0	1	1	2
EMU	8	1-3	1-3	0-0	1-0	1	1	1	1	0	3
Ga Sou	5	0-1	0-0	0-0	0-1	1	0	1	0	0	0
Towson	1	0-0	0-0	0-0	0-0	1	0	0	0	0	0
Drexel	3	0-1	0-1	0-0	0-1	1	0	1	0	0	0
@UNCW	15	5-8	1-3	0-2	2-3	5	0	0	0	3	11
NU	6	1-3	0-1	0-0	0-2	2	0	0	0	0	2
@Mason	33	1-5	1-2	0-0	0-6	6	2	4	3	0	3
VCU	4	1-2	1-2	0-0	0-0	0	1	0	0	1	3
UNCW	12	2-4	0-1	0-1	0-2	2	1	1	0	1	4
@Delaware	12	5-6	1-1	0-0	1-2	2	0	0	0	0	11
@ODU	3	0-0	0-0	0-0	0-0	0	0	1	0	1	0
@VCU	10	2-6	2-4	2-3	2-3	5	0	0	0	1	8
Mason	26	9-13	2-4	2-3	1-5	6	0	1	0	1	22
W&M	8	0-1	0-0	0-0	0-1	1	0	0	0	0	0
@NU	21	3-7	3-5	0-0	0-2	2	0	1	0	1	9
@Towson	33	5-9	0-3	0-0	2-4	6	2	3	0	0	10
JMU	25	5-11	2-7	1-1	0-1	1	1	1	0	3	13
SC State	24	3-8	1-3	2-2	1-2	3	2	1	1	0	9
ODU	27	3-8	3-4	0-0	0-6	6	0	1	0	1	9
@Hofstra	*31	2-10	1-6	1-3	2-4	6	3	2	2	2	6
Hofstra (CAA)	13	1-2	0-0	0-0	0-1	1	2	1	1	0	2

2007-08	MP	FG	3FG	FT	O-D	Rb	As	TO	Bl	St	Pts
UAB	*21	2-5	0-0	0-1	2-3	5	1	0	1	0	4
Elon	12	1-3	0-0	0-0	0-0	0	0	1	1	0	2
FSU	*17	2-5	0-1	0-0	0-1	1	1	4	0	1	4
Troy	* 8	1-5	0-0	0-0	1-1	2	1	3	0	0	2
Jax	5	2-2	0-0	0-0	2-0	2	1	1	0	0	4
ODU	5	1-2	1-1	0-0	0-1	1	0	1	0	0	3
GT	24	2-6	1-2	0-0	0-3	3	1	0	1	1	5
WSSU	25	2-3	0-1	0-0	0-0	0	1	1	1	1	4
UTSA	18	1-4	0-0	0-0	1-2	3	1	0	0	2	2
CC	20	2-5	1-3	0-0	0-1	1	1	0	0	1	5
BC	7	1-3	0-0	0-0	0-0	0	0	0	1	1	2
Mason	*20	2-6	0-0	2-2	1-1	2	2	1	1	1	6
N' eastern	*23	4-5	2-3	2-2	0-3	3	0	0	0	3	12
VCU	2	0-0	0-0	0-0	0-0	0	0	0	0	0	0
W&M	14	1-3	1-1	0-0	1-3	4	2	0	1	0	3
Drexel	27	4-7	0-2	0-0	0-5	5	1	1	0	0	8
UNCW	*15	2-7	2-2	0-0	1-0	1	0	0	0	0	6
Towson	20	2-6	0-1	1-2	2-2	4	2	1	0	2	5
Delaware	*21	3-6	0-1	1-1	1-1	2	0	0	0	0	7
Drexel	*19	1-4	0-2	0-0	0-2	2	2	0	0	0	2
ODU	*18	0-3	0-3	2-2	0-2	2	0	1	1	0	2
VCU	4	0-2	0-0	0-0	0-0	0	0	0	0	0	0
Hofstra	10	0-4	0-1	1-2	0-0	0	1	0	0	0	1
Delaware	22	2-4	2-3	0-0	0-2	2	0	2	0	1	6
N' eastern	15	2-5	0-0	0-0	0-2	2	1	0	0	1	4
UNCW	12	1-3	0-1	0-0	0-2	2	0	0	0	1	2
Jax State	14	1-2	0-0	0-2	0-2	2	2	1	1	0	2
Towson	8	1-4	1-1	0-0	0-0	0	3	0	0	0	3
JMU	10	0-3	0-1	0-0	0-2	2	2	1	0	0	0
W&M (CAA)	10	0-3	0-1	0-0	1-0	1	0	1	0	0	0

* Game Started



AT GEORGIA STATE:

Former junior college standout who led the Panthers frontcourt during his first season at Georgia State . . . Promising big man who spent the two years at Gulf Coast Community College in Panama City, Fla. . . . Combines scoring and rebounding with excellent shot blocking ability . . . Lacks bulk but runs the floor very well.

2011-12 HIGHLIGHTS:

- Named CAA Preseason Honorable Mention by coaches and media
- Earned World Vision Classic All-Tournament honors.
- CAA Player of the Week - December 5th
- **Currently second in school history with 119 career blocks.**
- Scored 13 points and grabbed eight rebounds against Portland, shooting 6-of-10 from the floor.
- Finished with 24 points on 12-of-18 shooting, three blocks and three steals against Florida Atlantic.
- Blocked a then career-high seven shots against Liberty, scoring nine points.
- Scored 21 points on 9-of-11 shooting with eight rebounds in front of a hometown crowd at South Carolina State.
- Blocked a career-high eight shots against Liberty, just one shy of the school record of nine set by Sylvester Morgan.
- Just missed a double-double with 15 points and nine rebounds in GSU's victory over Rhode Island.
- Scored 13 points, grabbed 8 rebounds and blocked 2 shots against Georgia Southern, moving into fifth on the Panthers all-time blocks list.
- Finished with 11 points and six rebounds on 5-of-9 shooting at George Mason.
- Blocked 6 shots against Northeastern, moving into fourth on the Panthers all-time list; added a team-high 17 points on 7-of-12 FG's.
- Recorded a double-double with 19 points and a career-high 15 rebounds in 47 minutes, also a career-high, against Delaware.
- Scored 13 points and grabbed 8 rebounds along with 6 blocks, while hitting 7-of-8 from the FT line against James Madison.
- Blocked five shots with six rebounds at Drexel.

CAREER HIGHS

POINTS: 28
VCU, 1-3-11

FIELD GOALS MADE: 12
VCU, 1-3-11 (12-16)

FIELD GOALS ATTEMPTED: 16
Hampton, 11-30-10 (10-16)
VCU, 1-3-11 (12-16)

FREE THROWS MADE: 8
Delaware, 1-22-11 (8-12)

FREE THROWS ATTEMPTED: 12
Delaware, 1-22-11 (8-12)

REBOUNDS: 15
Delaware, 1-21-12

ASSISTS: 2
VCU, 1-3-11, Towson, 1-8-11
Liberty, 11-26-11

STEALS: 3
Florida Atlantic, 11-14-11

BLOCKS: 8
FIU, 12-1-11

MINUTES: 47
Delaware, 1-21-12

CAREER STATISTICS


CAA ONLY	G-GS	Min	Avg	FG- FGA	Pct.	3P-3PA	Pct.	FT- FTA	Pct.	O- D	Reb	Avg	Ast	Bl	St	Pts	Avg
2010-11	18-16	423	23.5	58- 122	0.475	0- 0	0.000	42- 64	0.656	39- 53	92	5.1	5	26	12	158	8.8
2011-12	10-10	316	31.6	43- 84	0.512	0- 0	0.000	22- 39	0.564	24- 42	66	6.6	4	35	1	108	10.8
Totals	28-26	739	26.4	101- 206	0.490	0- 0	0.000	64- 103	0.621	63- 95	158	5.6	9	61	13	266	9.5
ALL GAMES	G-GS	Min	Avg	FG- FGA	Pct.	3P-3PA	Pct.	FT- FTA	Pct.	O- D	Reb	Avg	Ast	Bl	St	Pts	Avg
2010-11	31-28	754	24.3	115- 210	0.548	0- 0	0.000	60- 103	0.583	68- 107	175	5.6	11	49	19	290	9.4
2011-12	21-20	629	30.0	96- 164	0.585	0- 0	0.000	40- 80	0.500	57- 79	136	6.5	7	70	10	232	11.0
Totals	52-48	1383	26.6	211- 374	0.564	0- 0	0.000	100- 183	0.546	125- 186	311	6.0	18	119	29	522	10.0



BUCKNER GAME-BY-GAME

2011-12.....	MP	FG	3FG	FT	O-D	Rb	As	TO	Bl	St	Pts
@Washington.....	15	1-2	0-0	0-2	2-2	2	0	1	3	0	2
vs Portland.....	*34	6-10	0-0	1-2	5-3	8	0	2	3	1	13
vs. FAU.....	*37	12-18	0-0	0-1	2-1	3	1	1	3	3	24
McNeese State..	*26	2-4	0-0	0-0	1-2	3	0	1	4	0	4
at Samford.....	*26	2-6	0-0	2-7	5-3	8	0	2	1	0	6
Liberty.....	*23	4-6	0-0	1-2	1-6	7	2	0	7	2	9
at S.C. State.....	*27	9-11	0-0	3-7	4-4	8	0	0	2	1	21
FIU.....	*30	2-2	0-0	3-4	4-3	7	0	4	8	0	7
William&Mary....	*22	5-11	0-0	1-2	2-4	6	0	0	1	0	11
Rhode Island.....	*30	6-7	0-0	3-5	2-7	9	0	1	2	1	15
at Utah Valley....	*31	3-4	0-0	4-7	2-5	7	0	0	0	1	10
Ga. Southern.....	*34	6-10	0-0	1-4	5-3	8	0	0	2	0	13
Drexel.....	*33	4-8	0-0	3-4	1-5	6	1	1	2	0	11
at VCU.....	*29	4-6	0-0	0-2	3-1	4	1	3	3	0	8
at Mason.....	*36	5-9	0-0	1-2	4-2	6	0	3	1	0	11
UNCW.....	*32	5-8	0-0	1-3	2-4	6	0	1	5	0	11
Towson.....	*23	2-5	0-0	0-0	2-1	3	1	3	2	1	4
at Northeastern..	*37	7-12	0-0	3-6	3-3	6	0	1	6	0	17
at Delaware.....	*47	7-14	0-0	5-9	5-10	15	0	1	4	0	19
James Madison..	*28	3-5	0-0	7-8	1-7	8	1	0	6	0	13
at Drexel.....	*29	1-6	0-0	1-3	1-5	6	0	2	5	0	3
VCU.....											
at UNCW.....											
at Hofstra.....											
Northeastern.....											
Delaware.....											
at JMU.....											
Bracketbusters....											
Old Dominion.....											
at William&Mary..											

2010-11.....	MP	FG	3FG	FT	O-D	Rb	As	TO	Bl	St	Pts
@McNeese.....	*32	3-6	0-0	0-4	2-10	12	1	4	3	2	6
Troy.....	*16	1-3	0-0	1-3	0-2	2	0	2	0	0	3
Utah Valley.....	*28	5-6	0-0	5-5	2-5	7	1	2	3	2	15
Samford.....	*26	1-7	0-0	2-2	4-3	7	1	3	1	1	4
@Hampton.....	*39	10-16	0-0	0-1	5-5	10	1	3	2	0	20
James Madison..	*13	4-10	0-0	0-0	3-4	7	0	1	4	1	8
Western Mich.....	*17	2-4	0-0	1-1	1-2	3	0	1	1	0	7
Florida A&M.....	*26	3-5	0-0	2-6	4-1	5	0	3	5	0	8
@Georgia So.....	*22	7-8	0-0	0-0	2-4	6	0	1	1	0	14
Texas A&M-CC....	*23	4-4	0-0	0-2	1-3	4	1	2	2	1	8
Chattanooga.....	*34	10-11	0-0	3-4	3-5	8	0	2	2	0	23
VCU.....	*30	12-16	0-0	4-5	4-5	9	2	2	3	1	28
@UNCW.....	*30	3-10	0-0	2-5	6-6	12	0	2	2	0	8
Towson.....	*22	3-5	0-0	1-1	0-5	5	2	2	1	0	7
@JMU.....	*25	4-10	0-0	3-4	0-3	3	0	0	2	1	11
@Geo Mason.....	*20	0-2	0-0	0-0	2-1	3	0	1	0	0	0
@VCU.....	*26	0-0	0-0	6-9	1-3	4	0	1	0	1	6
Delaware.....	30	5-11	0-0	8-12	3-3	6	0	2	3	0	18
@Drexel.....	*24	4-8	0-0	0-0	2-2	4	0	1	2	1	8
Old Dominion.....	*35	2-4	0-0	1-2	2-2	4	1	5	0	2	5
@Northeastern....	29	5-10	0-0	3-5	4-3	7	5	3	2	3	13
UNCW.....	*37	6-11	0-0	6-6	1-6	7	0	2	1	2	18
@Towson.....	*8	0-1	0-0	0-2	0-0	0	0	1	0	0	0
Hofstra.....	*25	3-11	0-0	5-6	5-3	8	0	0	0	0	11
Northeastern....	*18	3-4	0-0	3-6	2-1	3	0	1	0	2	9
@Old Dominion..	*17	0-1	0-0	0-0	2-2	4	0	1	2	0	0
@La. Tech.....	23	2-3	0-0	0-3	2-2	4	1	2	1	1	4
@W&M.....	*26	4-7	0-0	0-1	2-3	5	0	0	2	0	8
George Mason....	*8	0-1	0-0	0-0	0-1	1	0	2	2	0	0
UNCW (CAA).....	*28	5-9	0-0	2-2	0-8	8	0	2	2	0	12
Mason (CAA).....	*17	4-6	0-0	2-6	3-4	7	0	3	0	0	10



AT GEORGIA STATE:

Following two seasons as a key backup, moved into the starting roll during junior year . . . Combination guard with good size and defensive ability . . . Named to the CAA All-Academic first team following his junior season . . . CAA Commissioner's Academic Award for 2010.

2011-12 HIGHLIGHTS

- One of two team captains for 2011-12 season
- Named to the Bob Cousy National Point Guard of the Year Watch List on Dec. 19 by the Naismith Basketball Hall of Fame.
- Named CAA co-Player of the Week on Dec. 26
- Made 12 straight free throws after 8-for-8 performance against Drexel (1/2) and first two at VCU (1/4).
- Played 16 minutes against Washington, dished out five assists before being injured late in the first half.
- Scored 12 points, just one off a then career-high in a win over FIU, hitting 4-of-5 from the field, including a three-pointer.
- Scored 12 points including a perfect 6-of-6 free throws in the CAA opening win over William & Mary.
- Scored 15 points on 6-of-9 shooting, while tying a career-high with nine assists against Rhode Island.
- Finished with 18 points on 7-of-11 shooting, including two three-pointers in the Panthers win over Georgia Southern.
- Scored 10 points on 8-of-8 free throw shooting against Drexel.
- Finished with 10 points and dished out five assists at George Mason.
- Scored career-high 21 points on 9-of-13 shooting against UNCW, adding 7 steals, **just one shy of the school record.**
- Played a career-high 44 minutes at Delaware, a game that went to double overtime.
- Tied a career-high with 21 points while setting a career-high with 8 rebounds against James Madison

CAREER HIGHS

- POINTS: 21**
UNCW, 1-12-12
James Madison, 1-23-12
- FIELD GOALS MADE: 9**
UNCW, 1-12-12 (9-13)
James Madison, 1-23-12 (9-14)
- FIELD GOALS ATTEMPTED: 14**
James Madison, 1-23-12 (9-14)
- 3-PT FG MADE: 2**
Southern Poly, 11-19-08 (2-3)
Georgia Southern, 12-22-11 (2-2)
- 3-PT FG ATTEMPTED: 3**
Southern Poly, 11-19-08 (2-3)
- FREE THROWS MADE: 8**
Drexel, 1-2-12 (8-8)
- FREE THROWS ATTEMPTED: 10**
McNeese State, 11-16-10 (7-10)
- REBOUNDS: 8**
James Madison, 1-23-12
- ASSISTS: 9**
Rhode Island, 12-10-11, Towson, 1-8-11
- STEALS: 7**
UNCW, 1-12-12
- BLOCKS: 1**
UTSA, 12-27-08
Northeastern, 1-29-11
Towson, 2-5-11
- MINUTES: 44**
Delaware, 1-21-12

CAREER STATISTICS

CAA ONLY	G-GS	Min	Avg	FG- FGA	Pct.	3P-3PA	Pct.	FT- FTA	Pct.	O- D	Reb	Avg	Ast	Bl	St	Pts	Avg
2008-09	17- 0	182	10.7	13- 39	0.333	0- 8	0.000	11- 22	0.500	9- 11	20	1.2	13	0	9	37	2.2
2009-10	17- 2	260	15.3	20- 46	0.435	1- 2	0.500	14- 27	0.519	7- 13	20	1.2	16	0	12	55	3.2
2010-11	18-17	479	26.6	30- 86	0.349	2- 8	0.250	31- 48	0.646	11- 38	39	2.2	56	3	22	93	5.2
2011-12	10-10	344	34.4	39- 90	0.433	3- 14	0.214	31- 46	0.674	7- 37	44	4.4	27	1	25	112	11.2
Totals	62-29	1265	20.4	102- 261	0.391	6- 32	0.188	87- 143	0.608	34- 99	133	2.1	112	4	68	297	4.8
ALL GAMES	G-GS	Min	Avg	FG- FGA	Pct.	3P-3PA	Pct.	FT- FTA	Pct.	O- D	Reb	Avg	Ast	Bl	St	Pts	Avg
2008-09	31- 0	343	11.8	23- 67	0.343	3- 17	0.176	22- 39	0.564	13- 22	35	1.2	32	1	18	71	2.3
2009-10	31- 2	499	16.1	39- 102	0.382	2- 8	0.250	22- 43	0.512	14- 30	44	1.4	29	0	27	102	3.3
2010-11	31-28	857	27.6	57- 141	0.404	2- 10	0.200	56- 89	0.629	22- 71	93	3.0	94	3	33	172	5.5
2011-12	18-18	568	31.6	65- 136	0.478	7- 21	0.333	44- 67	0.657	13- 50	63	3.5	59	1	38	181	10.1
Totals	111-48	2279	20.5	184- 448	0.411	14- 56	0.250	144- 238	0.605	62- 173	235	2.1	214	5	116	526	4.7



FIELDS GAME-BY-GAME

2011-12	MP	FG	3FG	FT	O-D	Rb	As	TO	Bl	St	Pts
@Washington.....*16	0-2	0-0	0-0	0-0	0-0	0	5	3	0	0	0
vs Portland.....	DNP-injured										
vs. FAU.....	DNP-injured										
McNeese State....	DNP-injured										
at Samford.....*28	0-4	0-1	1-2	0-0	0	1	1	0	2	1	1
Liberty.....*30	3-6	1-2	1-2	1-2	3	6	1	0	1	8	8
at S.C. State.....*29	4-7	0-0	0-0	1-3	4	2	1	0	1	8	8
FIU.....*27	4-5	1-2	3-5	0-2	2	3	2	0	0	12	12
William&Mary....*32	3-6	0-2	6-6	0-5	5	2	1	0	2	12	12
Rhode Island.....*29	6-9	0-0	3-4	0-2	2	9	0	0	3	15	15
at Utah Valley.....*29	2-2	0-0	3-6	1-3	4	1	3	0	2	7	7
Ga. Southern.....*36	7-11	2-2	2-2	3-1	4	5	2	0	4	18	18
Drexel.....*33	1-6	0-2	8-8	0-3	3	1	2	0	2	10	10
at VCU.....*37	1-7	0-1	4-5	1-3	4	1	2	0	0	6	6
at Mason.....*34	4-10	1-1	1-3	0-3	3	5	3	0	2	10	10
UNCW.....*32	9-13	0-2	3-5	1-2	3	4	2	0	7	21	21
Towson.....*33	3-11	1-1	4-6	2-4	6	1	5	0	3	11	11
at Northeastern...*36	6-9	0-2	0-0	1-6	7	3	3	0	1	12	12
at Delaware.....*44	3-7	0-0	1-3	0-3	3	5	4	0	4	7	7
James Madison...*32	9-14	1-1	2-6	2-6	8	4	1	0	3	21	21
at Drexel.....*31	0-7	0-2	2-4	0-2	2	1	1	1	1	2	2
VCU.....											
at UNCW.....											
at Hofstra.....											
Northeastern.....											
Delaware.....											
at JMU.....											
Bracketbusters....											
Old Dominion.....											
at William&Mary..											

2010-11	MP	FG	3FG	FT	O-D	Rb	As	TO	Bl	St	Pts
@McNeese.....31	2-3	0-0	7-10	1-0	1	2	3	0	1	11	11
Troy.....*27	1-3	0-0	5-8	1-3	4	3	3	0	0	7	7
Utah Valley.....*28	3-5	0-0	2-2	0-4	4	3	1	0	1	8	8
Samford.....*34	3-5	0-0	1-2	2-5	7	2	0	0	0	7	7
@Hampton.....*35	1-2	0-0	2-2	1-2	3	2	1	0	0	4	4
James Madison...*27	1-5	0-2	1-4	0-2	2	2	2	0	4	3	3
Western Mich....*33	4-5	0-0	1-2	1-2	3	1	1	0	2	9	9
Florida A&M.....*26	1-5	0-0	1-2	0-3	3	4	1	0	2	3	3
@Georgia So.....*31	2-4	0-0	0-3	2-0	2	4	1	0	2	4	4
Texas A&M-CC...*21	2-2	0-0	0-1	0-1	1	3	3	0	0	4	4
Chattanooga.....*30	2-4	0-0	1-3	1-6	7	5	3	0	1	5	5
VCU.....*22	0-5	0-0	0-0	0-3	3	2	5	0	0	0	0
@UNCW.....*23	0-3	0-0	1-2	0-1	1	3	1	0	0	1	1
Towson.....*22	3-4	0-0	0-0	0-0	0	9	2	0	2	6	6
@JMU.....*24	3-6	0-1	0-0	1-2	3	2	1	0	0	6	6
@Geo Mason.....*24	2-3	0-0	2-2	0-0	0	0	6	0	2	6	6
@VCU.....*31	5-6	0-0	3-6	1-4	5	3	5	0	2	13	13
Delaware.....*30	1-5	0-0	4-4	1-4	5	1	0	0	0	6	6
@Drexel.....*20	0-2	0-0	0-0	0-4	4	2	2	0	0	0	0
Old Dominion....*25	1-4	0-0	2-2	0-2	2	5	1	0	0	4	4
@Northeastern...*34	3-7	1-1	3-4	1-3	4	7	0	1	1	10	10
UNCW.....*40	2-3	1-1	5-8	2-3	5	3	5	0	2	10	10
@Towson.....*27	3-8	0-1	2-3	1-0	1	4	0	1	2	8	8
Hofstra.....*23	2-3	0-0	0-0	1-0	1	2	3	0	0	4	4
Northeastern.....*30	2-5	0-2	3-5	0-2	2	2	2	0	4	7	7
@Old Dominion..*27	0-8	0-0	2-4	1-5	6	2	1	0	1	2	2
@La. Tech.....*26	2-5	0-1	2-3	0-2	2	2	2	0	1	6	6
@W&M.....*27	1-3	0-0	1-2	1-1	2	6	2	0	1	3	3
George Mason...*21	1-6	0-0	2-2	1-2	3	1	3	1	1	4	4
UNCW (CAA).....*23	3-6	0-0	2-2	1-2	3	3	2	0	1	8	8
Mason (CAA).....*32	1-6	0-1	1-1	1-3	4	4	2	0	0	3	3

2009-10	MP	FG	3FG	FT	O-D	Rb	As	TO	Bl	St	Pts
@NC State.....10	1-2	0-0	1-4	1-2	3	0	0	0	0	3	3
Carver.....20	3-8	0-1	5-6	0-2	2	1	1	0	2	11	11
Drake.....23	2-8	0-0	0-0	2-0	2	2	1	0	2	4	4
Howard.....11	3-5	0-0	0-0	0-2	2	2	2	0	0	6	6
IUPUI.....14	1-2	0-0	0-0	1-0	1	0	2	0	0	2	2
Utah Valley.....19	0-2	0-1	0-0	0-2	2	1	3	0	4	0	0
@South Ala.....16	0-0	0-0	0-0	0-0	0	1	1	0	0	0	0
J'ville.....24	2-5	0-1	0-3	1-2	3	1	0	0	1	4	4
@JMU.....3	0-2	0-0	0-0	0-1	1	0	0	0	0	0	0
@FAMU.....15	1-5	0-1	0-0	0-2	2	1	1	0	1	2	2
@FSU.....23	3-6	1-1	2-2	0-0	0	1	0	0	3	9	9
EMU.....21	0-2	0-1	0-0	0-0	0	0	3	0	0	0	0
Ga Sou.....16	1-5	0-0	0-0	1-2	3	2	0	0	1	2	2
Towson.....16	2-4	0-1	1-5	2-1	3	0	1	0	2	5	5
Drexel.....24	1-3	0-0	2-4	0-0	0	0	1	0	1	4	4
@UNCW.....20	0-2	0-0	0-0	1-0	1	1	0	0	2	0	0
NU.....23	4-6	0-0	0-0	1-2	3	0	2	0	0	8	8
@Mason.....14	1-4	0-0	0-0	0-1	1	1	0	0	0	2	2
VCU.....*16	2-2	0-0	1-1	0-0	0	4	2	0	0	5	5
UNCW.....*17	1-2	0-0	2-4	1-2	3	1	0	0	0	4	4
@Delaware.....3	0-0	0-0	0-0	0-0	0	0	1	0	0	0	0
@ODU.....14	1-2	0-0	1-1	0-2	2	1	1	0	1	3	3
@VCU.....22	4-5	1-1	1-2	1-0	1	2	1	0	2	10	10
Mason.....3	0-0	0-0	0-0	0-0	0	0	1	0	0	0	0
W&M.....15	0-1	0-0	0-0	0-2	2	2	1	0	1	0	0
@NU.....	DNP-Illness										
@Towson.....27	1-4	0-0	5-7	1-1	2	4	2	0	1	7	7
JMU.....13	0-1	0-0	0-2	0-1	1	0	0	0	1	0	0
SC State.....20	1-4	0-0	0-0	1-1	2	1	2	0	1	2	2
ODU.....14	3-6	0-0	1-1	0-0	0	0	3	0	1	7	7
@Hofstra.....16	0-2	0-0	0-0	0-0	0	0	2	0	0	0	0
Hofstra (CAA).....7	1-2	0-0	0-1	0-2	2	0	0	0	0	2	2

2008-09	MP	FG	3FG	FT	O-D	Rb	As	TO	Bl	St	Pts
BGSU.....11	0-1	0-0	2-2	0-0	0	2	1	0	2	2	2
Con-SP.....12	0-4	0-2	0-0	1-2	3	2	1	0	0	0	0
@Minn.....5	0-0	0-0	2-2	0-0	0	0	4	0	0	2	2
SPSU.....14	3-4	2-3	0-0	0-0	0	5	2	0	0	8	8
Jax State.....31	1-3	1-2	5-7	1-1	2	2	5	0	0	8	8
@Troy.....10	0-1	0-0	0-0	0-1	1	1	0	0	0	0	0
Hampton.....8	0-4	0-1	0-2	0-0	0	1	0	0	0	0	0
@UNCW.....16	2-4	0-1	0-1	0-0	0	3	2	0	0	4	4
FSU.....9	1-2	0-0	0-0	0-0	0	0	0	0	0	2	2
@GaTech.....12	2-3	0-0	2-4	0-0	0	2	1	0	4	6	6
Coastal.....10	0-0	0-0	0-0	0-2	2	0	1	0	0	0	0
@UTSA.....26	2-3	0-1	0-0	2-4	6	2	3	1	1	4	4
ODU.....10	1-5	0-1	0-0	2-1	3	1	2	0	1	2	2
@Mason.....6	0-3	0-0	0-0	2-0	2	0	0	0	1	0	0
N'eastern.....8	0-1	0-1	1-2	0-1	1	0	1	0	0	1	1
Drexel.....13	0-2	0-1	0-0	2-0	2	0	1	0	0	0	0
@ODU.....10	0-2	0-0	1-2	0-0	0	0	0	0	1	1	1
Towson.....9	1-1	0-0	0-0	0-1	1	0	2	0	0	2	2
VCU.....5	0-2	0-0	0-0	0-1	1	1	0	0	0	0	0
@Delaware.....20	1-2	0-0	1-4	1-2	3	2	0	0	0	3	3
@Drexel.....13	2-2	0-0	3-4	1-0	1	0	1	0	0	7	7
@W&M.....24	3-6	0-1	1-3	1-1	2	2	1	0	3	7	7
JMU.....13	0-1	0-1	0-1	0-2	2	1	2	0	1	0	0
Delaware.....	DNP										
@Towson.....4	1-1	0-0	0-0	0-0	0	0	1	0	1	2	2
UNCW.....8	1-2	0-1	0-1	0-1	1	2	1	0	0	2	2
@N'eastern.....5	0-0	0-0	0-0	0-0	0	0	0	0	0	0	0
@EMU.....13	1-3	0-0	0-0	0-1	1	1	1	0	1	2	2
Hofstra.....5	0-2	0-1	4-4	0-0	0	0	0	0	0	4	4
@VCU.....13	1-3										



BRANDON McGEE

Forward
6-7, 220 • Sr.-R
Chicago, Ill.
Crane HS/Wabash Valley CC

24

AT GEORGIA STATE:

Bolstered the GSU frontcourt with scoring and rebounding during his first season, playing both forward positions . . . Talented forward who was one of the nation's top junior college prospects at Wabash Valley College in Mt. Carmel, Ill.

2011-12 HIGHLIGHTS

- Second leading scorer on team during 2010-11 season
- Second on team with 17 points and six rebounds in season opener against Washington.
- Finished with a team-high 14 points and seven rebounds against Portland, taking a career-high eight three-point attempts.
- Scored a season-high 18 points on 6-of-7 shooting, including 4-of-5 from three-point range against Rhode Island.
- Returned to the starting line-up at Delaware, earning a double-double with 12 points and 10 rebounds.

CAREER HIGHS

POINTS: 31

Northeastern, 2-12-11

FIELD GOALS MADE: 11

Northeastern, 2-12-11 (11-21)

FIELD GOALS ATTEMPTED: 21

Northeastern, 2-12-11 (11-21)

3-PT FG MADE: 4

Rhode Island, 12-10-11 (4-5)
Northeastern, 2-12-11 (4-6)

3-PT FG ATTEMPTED: 8

Portland, 11-13-11 (3-8)
Liberty, 11-26-11 (2-8)
Delaware, 1-21-12 (2-8)

FREE THROWS MADE: 7

Delaware, 1-22-11 (7-10)

FREE THROWS ATTEMPTED: 10

Delaware, 1-22-11 (7-10)

REBOUNDS: 13

Northeastern, 2-12-11

ASSISTS: 3

VCU, 1-3-11

STEALS: 2

6 times (most recently):
Drexel, 1-2-12

BLOCKS: 1

9 times (most recently):
Utah Valley, 12-17-11

MINUTES: 41

Georgia Southern, 12-22-10

McGEE GAME-BY-GAME

2011-12	MP	FG	3FG	FT	O-D	Rb	As	TO	Bl	St	Pts
@Washington	*34	7-15	2-7	1-3	3-3	6	1	0	0	0	17
vs Portland	*31	5-17	3-8	1-2	6-1	7	1	2	0	0	14
vs. FAU	*15	1-4	0-2	0-0	2-1	3	0	2	0	0	2
McNeese State	9	1-3	0-1	0-0	2-1	3	1	1	0	0	2
at Samford	6	0-3	0-3	0-0	2-0	2	0	1	0	1	0
Liberty	*25	4-12	2-8	1-2	2-4	6	2	3	0	2	11
at S.C. State	*9	0-5	0-3	0-0	1-3	4	3	2	0	0	0
FIU	3	0-2	0-2	0-0	1-0	1	0	1	0	0	0
William&Mary	8	0-2	0-1	1-2	1-2	3	0	0	0	0	1
Rhode Island	20	6-7	4-5	2-2	0-1	1	1	1	1	2	18
at Utah Valley	6	0-3	0-2	0-0	0-0	0	0	0	1	0	0
Ga. Southern	4	0-1	0-1	0-0	0-0	0	0	0	0	0	0
Drexel	13	1-5	0-3	2-2	1-1	2	2	0	0	2	4
at VCU	4	0-1	0-1	0-0	0-2	2	0	0	0	0	0
at Mason	2	0-2	0-2	0-0	1-0	1	0	0	0	0	0
UNCW	5	0-1	0-1	0-0	0-1	1	0	0	0	0	0
Towson	12	1-3	0-2	0-0	0-0	0	0	0	0	0	2
at Northeastern	5	0-0	0-0	0-0	0-0	0	0	0	0	0	0
at Delaware	*31	5-15	2-8	0-0	3-7	10	2	1	0	1	12
James Madison	*11	0-4	0-3	0-0	0-0	0	1	1	0	0	0
at Drexel	*14	0-2	0-2	2-2	0-2	2	0	0	0	0	2
VCU											
at UNCW											
at Hofstra											
Northeastern											
Delaware											
at JMU											

CAREER STATISTICS

CAA ONLY	G-GS	Min	Avg	FG- FGA	Pct.	3P-3PA	Pct.	FT- FTA	Pct.	O- D	Reb	Avg	Ast	Bl	St	Pts	Avg
2010-11	18- 4	333	18.5	52- 115	0.452	11- 34	0.324	22- 36	0.611	32- 49	81	4.5	16	5	9	137	7.6
2011-12	10- 3	105	10.5	7- 35	0.200	2- 23	0.087	5- 6	0.833	6- 15	21	2.1	5	0	4	21	2.1
Totals	28- 7	438	15.6	59- 150	0.393	13- 57	0.228	27- 42	0.643	38- 64	102	3.6	21	5	13	158	5.6
ALL GAMES	G-GS	Min	Avg	FG- FGA	Pct.	3P-3PA	Pct.	FT- FTA	Pct.	O- D	Reb	Avg	Ast	Bl	St	Pts	Avg
2007-08 (IU)	17- 0	93	5.5	10- 28	0.357	3- 18	0.167	3- 4	0.750	6- 11	17	1.0	1	2	5	26	1.5
2010-11	31-10	597	19.3	90- 200	0.450	21- 60	0.350	40- 68	0.588	55- 95	150	4.8	26	7	15	241	7.8
2011-12	21- 8	267	12.7	31- 107	0.290	13- 65	0.200	10- 15	0.667	25- 29	54	2.6	14	2	9	85	4.0
Totals	69-18	957	13.9	131- 335	0.391	37-143	0.259	53- 87	0.609	86-135	221	3.2	41	11	29	352	5.1
GSU Totals	52-18	864	16.6	121- 307	0.394	34-125	0.272	50- 83	0.602	80-124	204	3.9	40	9	24	326	6.3


GAME-BY-GAME STATISTICS (continued)

2010-11	MP	FG	3FG	FT	O-D	Rb	As	TO	Bl	St	Pts
@McNeese.....	*10	0-1	0-1	2-2	1-2	3	0	1	0	0	3
Troy.....	8	0-0	0-2	2-2	1-0	1	0	0	0	0	2
Utah Valley.....	26	5-9	2-3	0-1	4-1	5	2	3	0	2	12
Samford.....	*24	4-7	1-2	0-4	2-5	7	0	1	1	1	9
@Hampton.....	* 9	0-0	0-0	0-0	0-1	1	0	1	0	0	0
James Madison....	32	6-10	1-2	2-5	1-5	6	2	3	1	2	15
Western Mich.....	31	6-13	2-4	2-4	1-7	8	1	2	1	1	16
Florida A&M.....	24	5-15	0-2	4-5	3-8	11	0	0	0	0	14
@Georgia So.	*41	8-11	3-4	4-7	2-8	10	2	6	0	1	23
Texas A&M-CC....	*20	4-9	0-2	1-2	5-4	9	1	1	0	1	9
Chattanooga.....	*25	2-7	0-1	3-5	1-5	6	2	0	0	0	7
VCU.....	22	3-5	0-1	3-4	2-3	5	3	1	0	0	9
@UNCW.....	* 9	1-2	0-1	0-2	2-1	3	0	1	0	0	2
Towson.....	6	2-2	1-1	0-0	2-1	3	1	1	1	0	6
@JMU.....	26	2-5	0-2	0-0	2-2	4	1	1	1	0	4
@Geo Mason.....	*24	4-10	2-5	0-0	3-4	7	2	2	0	0	10
@VCU.....	*13	0-1	0-1	0-0	2-1	3	1	2	0	1	0
Delaware.....	24	2-5	0-2	7-10	3-5	8	2	2	1	1	11
@Drexel.....	11	0-6	0-1	0-0	0-3	3	0	0	0	1	0
Old Dominion.....	34	6-10	2-4	0-0	2-3	5	2	2	0	2	14
@Northeastern... *	25	4-11	0-3	1-2	1-4	5	0	1	0	0	9
UNCW.....	1	0-1	0-1	0-0	0-0	0	0	0	0	0	0
@Towson.....	24	5-11	0-1	2-2	3-3	6	1	1	0	1	12
Hofstra.....	10	0-1	0-0	2-2	0-2	2	0	0	0	0	2
Northeastern.....	37	11-21	4-6	5-6	5-8	13	1	0	1	0	31
@Old Dominion....	7	0-1	0-0	0-0	0-0	0	0	0	0	0	0
@La. Tech.....	19	2-5	2-4	0-0	2-2	4	1	2	0	1	6
@W&M.....	7	2-4	1-2	0-0	0-1	1	0	1	0	0	5
George Mason.....	21	4-9	0-1	0-3	4-3	7	0	4	0	0	8
UNCW (CAA).....	6	0-1	0-1	0-0	0-1	1	1	1	0	0	0
Mason (CAA).....	20	2-5	0-2	0-0	1-2	3	0	1	0	0	4



JOSH MICHEAUX

Guard/Forward
6-6, 211 • Sr.
Missouri City, Texas
Elkins HS/Lee CC

1

AT GEORGIA STATE:

Versatile player with excellent size, length and athletic ability . . . Overcame early season injuries to start final 10 games of the season . . . Played mostly on the wing, but can also play the point . . . Very good defender and rebounder . . . Father Larry Micheaux was a key member of the famed Phi Slamma Jamma teams at the University of Houston, playing in two Final Fours alongside Hakeem Olajuwon and Clyde Drexler before being drafted by the Chicago Bulls.

2011-12 HIGHLIGHTS

- Started exhibition opener against Southern Poly, earning a double-double with 12 points and 11 rebounds, including eight on the offensive glass.
- Made 13 straight FT's from 11/14/11 to 11/26/11
- Just missed a double-double with nine points and eight rebounds in season opener against Washington.
- Came off bench to score 11 points, grab seven rebounds and dish out six assists, hitting 7-of-11 free throws against Florida Atlantic.
- Finished just one-point shy of a career-high with 16 points and 10 rebounds against McNeese State, hitting a perfect 6-of-6 FT's.
- Just missed double-double with 12 points and 9 boards at Samford, hitting a perfect 6-of-6 from the line.
- Grabbed 10 rebounds against Liberty, the second time in three games recording double-digit rebounds.
- Score 8 points and dished out 5 assists in the Panthers CAA opening win over William & Mary.
- Finished just shy of a double-double with 12 points and 8 rebounds against Utah Valley, swiping 3 steals, 2 blocks and 2 assists.
- Scored 8 points, grabbed 6 rebounds, while dishing out 4 assists, blocking 3 shots and earning 2 steals at VCU.
- Finished one rebound shy of a career-high with 9 against Towson, dishing out 4 assists in just 24 minutes.
- Scored 15 points and pulled down a career-high 11 rebounds against James Madison, playing 31 minutes off the bench.

CAREER HIGHS

POINTS: 17

George Mason, 2-26-11

FIELD GOALS MADE: 7

UNC Wilmington, 2-2-11 (7-12)
George Mason, 2-26-11 (7-11)

FIELD GOALS ATTEMPTED: 12

UNC Wilmington, 2-2-11 (7-12)

3-PT FG MADE: 1

Rhode Island, 12-10-11 (1-1)
TAMCC, 12-29-10 (1-1)
Northeastern, 1-29-11 (1-2)
George Mason, 2-26-11 (1-1)
UNC Wilmington, 3-4-11 (1-2) CAA
James Madison, 1-24-12 (1-2)

3-PT FG ATTEMPTED: 2

Northeastern, 1-29-11 (1-2)
UNC Wilmington, 3-4-11 (1-2) CAA
James Madison, 1-24-12 (1-2)

FREE THROWS MADE: 7

Florida Atlantic, 11-14-11 (7-11)
FIU, 12-1-11

FREE THROWS ATTEMPTED: 11

Florida Atlantic, 11-14-11 (7-11)

REBOUNDS: 11

James Madison, 1-24-12

ASSISTS: 7

Chattanooga, 12-30-10

STEALS: 4

Portland, 11-13-11;
UNC Wilmington, 2-2-11 (7-12)

BLOCKS: 3

Louisiana Tech, 2-19-11
VCU, 1-4-12

MINUTES: 37

George Mason, 2-26-11
VCU, 1-4-12

CAREER STATISTICS

CAA ONLY	G-GS	Min	Avg	FG- FGA	Pct.	3P-3PA	Pct.	FT- FTA	Pct.	O- D	Reb	Avg	Ast	Bl	St	Pts	Avg
2010-11	17- 7	360	21.2	51- 102	0.500	2- 6	0.333	27- 51	0.529	29- 33	62	3.6	39	7	18	131	7.7
2011-12	10- 8	290	29.0	22- 58	0.379	1- 4	0.250	15- 25	0.600	16- 54	70	7.0	35	4	17	60	6.0
Totals	27-15	650	24.1	73- 160	0.456	3- 10	0.300	42- 76	0.553	45- 87	132	4.9	74	11	35	191	7.1

ALL GAMES	G-GS	Min	Avg	FG- FGA	Pct.	3P-3PA	Pct.	FT- FTA	Pct.	O- D	Reb	Avg	Ast	Bl	St	Pts	Avg
2010-11	30-10	616	20.5	72- 156	0.462	4- 12	0.333	48- 89	0.539	44- 66	110	3.7	72	11	32	196	6.5
2011-12	21-18	597	28.4	43- 113	0.381	2- 7	0.286	59- 84	0.702	29-119	148	7.0	67	5	36	147	7.0
Totals	51-28	1213	23.8	115- 269	0.428	6- 19	0.316	107- 173	0.618	73-185	258	5.1	139	16	68	343	6.7



MICHEAUX GAME-BY-GAME

2011-12	MP	FG	3FG	FT	O-D	Rb	As	TO	Bl	St	Pts
@Washington.....	*32	3-8	0-0	3-4	2-6	8	3	2	0	2	9
vs Portland.....	*27	1-9	0-1	0-0	3-0	0	4	1	0	4	2
vs. FAU.....	26	2-6	0-0	7-11	4-3	7	6	1	0	2	11
McNeese State..	*33	5-11	0-0	6-6	0-10	10	3	3	0	3	16
at Samford.....	*34	3-4	0-0	6-6	1-8	9	3	5	0	2	12
Liberty.....	*31	1-4	0-0	5-7	1-9	10	5	2	0	1	7
at S.C. State.....	*23	1-3	0-0	1-2	0-5	5	1	2	0	0	3
FIU.....	*24	0-1	0-0	7-10	1-6	7	3	1	1	1	7
William&Mary....	*24	1-5	0-1	2-2	1-7	8	5	2	0	2	4
Rhode Island.....	*20	1-1	1-1	5-6	1-4	5	1	2	0	0	8
at Utah Valley.....	*33	4-7	0-1	4-7	0-8	8	2	2	0	3	12
Ga. Southern.....	*24	0-1	0-0	0-0	0-6	6	1	3	0	1	0
Drexel.....	*32	1-4	0-0	2-4	1-5	6	1	5	0	2	4
at VCU.....	*37	4-8	0-0	0-0	1-5	6	4	2	3	2	8
at Mason.....	*33	0-2	0-0	3-4	1-6	7	3	4	1	3	3
UNCW.....	*31	2-4	0-1	0-0	0-6	6	3	0	0	0	4
Towson.....	*24	1-2	0-0	0-0	2-7	9	4	3	0	1	2
at Northeastern..	*27	3-5	0-0	0-0	1-4	5	5	3	0	1	6
at Delaware.....	21	3-10	0-0	1-3	1-3	4	1	1	0	3	7
James Madison....	31	5-10	1-2	4-6	4-7	11	6	2	0	1	15
at Drexel.....	*30	2-8	0-0	3-6	4-4	8	3	3	0	2	7
VCU.....											
at UNCW.....											
at Hofstra.....											
Northeastern.....											
Delaware.....											
at JMU.....											
Bracketbusters....											
Old Dominion.....											
at William&Mary..											

2010-11	MP	FG	3FG	FT	O-D	Rb	As	TO	Bl	St	Pts
@McNeese.....	17	2-2	0-0	2-4	0-0	0	2	5	0	1	6
Troy.....	7	1-3	0-0	0-0	1-1	2	1	1	1	0	2
Utah Valley.....	22	1-4	0-0	0-0	2-1	3	1	1	0	1	5
Samford.....	14	2-3	0-0	0-0	1-1	2	2	2	0	0	4
@Hampton.....	28	1-7	0-1	1-5	0-6	6	2	1	1	1	3
James Madison....	16	4-5	0-0	4-5	0-1	1	0	4	0	1	12
Western Mich.....	20	1-4	0-0	2-2	1-4	5	1	2	0	0	4
Florida A&M.....	18	2-4	0-0	2-3	2-1	3	3	2	0	1	6
@Georgia So.....	8	1-1	0-0	1-2	0-1	1	0	2	0	0	3
Texas A&M-CC.....	17	2-2	1-1	0-0	2-2	4	3	2	0	1	5
Chattanooga.....	25	3-4	0-1	2-6	2-4	6	7	4	0	2	8
VCU.....	24	5-8	0-0	4-7	2-3	5	2	1	0	0	14
@UNCW.....	18	2-6	0-0	0-4	2-1	3	1	1	1	0	4
Towson.....	19	2-4	0-0	4-9	2-3	5	2	0	0	0	8
@JMU.....	16	0-5	0-0	0-0	1-3	4	3	3	0	0	0
@Geo Mason.....	1	0-0	0-0	0-0	0-0	0	0	1	0	0	0
@VCU.....	26	3-5	0-0	2-2	1-2	3	1	5	1	1	8
Delaware.....	3	0-0	0-0	0-0	0-0	0	0	0	0	0	0
@Drexel.....											
Old Dominion.....	5	1-2	0-0	0-0	0-0	0	0	0	0	0	2
@Northeastern....	30	2-8	1-2	2-2	4-3	7	5	3	2	3	7
UNCW.....	*36	7-12	0-1	1-2	4-3	7	2	5	0	4	15
@Towson.....	*28	3-6	0-0	3-4	0-5	5	5	3	1	0	9
Hofstra.....	*26	4-7	0-0	2-3	4-5	9	6	2	1	1	10
Northeastern.....	*35	5-9	0-2	3-5	3-2	5	4	7	1	3	13
@Old Dominion..	*19	2-7	0-0	0-1	2-0	2	3	2	0	0	4
@La. Tech.....	*29	1-8	0-1	0-0	2-3	5	3	1	0	2	2
@W&M.....	*21	4-7	0-0	0-2	1-1	2	1	0	0	3	8
George Mason...*	*37	7-11	1-1	2-5	3-1	4	4	2	0	2	17
UNCW (CAA).....	*26	4-10	1-2	5-8	1-4	5	4	2	2	2	14
Mason (CAA).....	*25	0-2	0-0	3-4	1-5	6	4	5	0	3	3



AT GEORGIA STATE:

Former junior college post player who enrolled at Georgia State in 2009-10 and took a redshirt year . . . After playing the 2010-11 season, has one year of eligibility remaining in 2011-12 . . . Good rebounder and defender who added depth in the post . . . Added strength during his red-shirt year . . . Graduated with a degree in sociology during the summer . . . Plans to enroll in graduate school in the spring.

2011-12 HIGHLIGHTS

- Pulled down eight rebounds in just eight minutes in exhibition win over Oglethorpe.
- Made regular season debut against Liberty.
- Recorded first block and steal of the season at South Carolina State.
- Played season-high three minutes, knocking down first field goal of the year against FIU.
- Recorded a season-high six minutes against Georgia Southern.
- Played season-high 7 minutes at Drexel, scoring four points and grabbing four rebounds.

CAREER HIGHS

POINTS: 7

Texas A&M-CC, 12-29-10

FIELD GOALS MADE: 2

Texas A&M-CC, 12-29-10 (2-3)
Drexel, 1-25-12 (2-2)

FIELD GOALS ATTEMPTED: 3

Texas A&M-CC, 12-29-10 (2-3)

FREE THROWS MADE: 3

Texas A&M-CC, 12-29-10 (3-4)

FREE THROWS ATTEMPTED: 4

Texas A&M-CC, 12-29-10 (3-4)

REBOUNDS: 7

VCU, 1-19-11

ASSISTS: 0

-

STEALS: 1

Texas A&M-CC, 12-29-10 (2-3)
VCU, 1-19-11, S.C. State, 11-29-11

BLOCKS: 1

James Madison, 12-4-10; VCU, 1-19-11
Delaware, 1-22-11
George Mason, 2-26-11
South Carolina State, 11-29-11
FIU, 12-1-11, Georgia Southern, 12-22-11

MINUTES: 18

George Mason, 2-26-11

TAYLOR GAME-BY-GAME

2011-12	MP	FG	3FG	FT	O-D	Rb	As	TO	Bl	St	Pts
@Washington.....											
vs Portland.....											
vs. FAU.....											
McNeese State....											
at Samford.....											
Liberty.....	1	0-0	0-0	0-0	0-1	1	0	0	0	0	0
at S.C. State.....	2	0-1	0-0	0-0	0-0	0	0	1	1	1	2
FIU.....	3	1-1	0-0	0-0	0-1	1	0	0	1	0	2
William&Mary.....	2	0-1	0-0	0-0	1-1	2	0	0	0	0	0
Rhode Island.....	1	0-0	0-0	0-0	0-0	0	0	0	0	0	0
at Utah Valley.....											
Ga. Southern.....	6	0-0	0-0	0-0	0-1	1	0	0	1	0	0
Drexel.....											
at VCU.....											
at Mason.....											
UNCW.....	1	0-0	0-0	0-0	0-0	0	0	0	0	0	0
Towson.....											
at Northeastern...											
at Delaware.....											
James Madison....	1	0-0	0-0	0-0	0-0	0	0	0	0	0	0
at Drexel.....	7	2-2	0-0	0-0	2-2	4	0	0	0	0	4
VCU.....											
at UNCW.....											
at Hofstra.....											
Northeastern.....											
Delaware.....											
at JMU.....											

CAREER STATISTICS

CAA ONLY	G-GS	Min	Avg	FG- FGA	Pct.	3P-3PA	Pct.	FT- FTA	Pct.	O- D	Reb	Avg	Ast	Bl	St	Pts	Avg
2010-11	11- 4	71	6.5	2- 8	0.250	0- 0	0.000	4- 4	1.000	5- 12	17	1.5	0	4	1	8	0.7
2011-12	4- 0	11	2.8	2- 3	0.667	0- 0	0.000	0- 0	0.000	3- 3	6	1.5	0	0	0	4	1.0
Totals	15- 4	82	5.5	4- 11	0.364	0- 0	0.000	4- 4	1.000	8- 15	23	1.5	0	4	1	12	0.8
ALL GAMES	G-GS	Min	Avg	FG- FGA	Pct.	3P-3PA	Pct.	FT- FTA	Pct.	O- D	Reb	Avg	Ast	Bl	St	Pts	Avg
2010-11	16- 4	94	5.9	4- 11	0.364	0- 0	0.000	7- 10	0.700	7- 13	20	1.3	0	4	2	15	0.9
2011-12	9- 0	24	2.7	3- 5	0.600	0- 0	0.000	0- 0	0.000	3- 6	9	1.0	0	3	1	6	0.7
Totals	25- 4	118	4.7	7- 16	0.438	0- 0	0.000	7- 10	0.700	10- 19	29	1.2	0	7	3	21	0.8



GAME-BY-GAME STATISTICS (continued)

2010-11	MP	FG	3FG	FT	O-D	Rb	As	TO	Bl	St	Pts
@McNeese.....	1	0-0	0-0	0-0	0-0	0	0	0	0	0	0
Troy.....		DNP									
Utah Valley.....		DNP									
Samford.....		DNP									
@Hampton.....	1	0-0	0-0	0-0	0-0	0	0	1	0	0	0
James Madison....	10	0-0	0-0	0-0	0-1	1	0	0	1	0	0
Western Mich.....		DNP									
Florida A&M.....		DNP									
@Georgia So.....		DNP									
Texas A&M-CC.....	16	2-3	0-0	3-4	1-0	1	0	1	0	1	7
Chattanooga.....	3	0-0	0-0	0-0	0-0	0	0	0	0	0	0
VCU.....	3	1-1	0-0	0-0	1-0	1	0	0	0	0	2
@UNCW.....		DNP									
Towson.....	0+	0-0	0-0	0-0	0-0	0	0	0	0	0	0
@JMU.....		DNP									
@Geo Mason.....	5	0-0	0-0	2-2	0-0	0	0	0	0	0	2
@VCU.....	13	0-2	0-0	2-2	2-5	7	0	2	1	1	2
Delaware.....	*7	0-1	0-0	0-0	1-1	2	0	1	1	0	0
@Drexel.....	*10	0-1	0-0	0-0	0-1	1	0	2	0	0	0
Old Dominion.....	*1	0-0	0-0	0-0	0-0	0	0	0	0	0	0
@Northeastern....	*3	0-0	0-0	0-0	0-0	0	0	0	0	0	0
UNCW.....		DNP									
@Towson.....		DNP									
Hofstra.....		DNP									
Northeastern.....		DNP									
@Old Dominion....	1	0-0	0-0	0-0	0-0	0	0	0	0	0	0
@La. Tech.....		DNP									
@W&M.....		DNP									
George Mason.....	18	1-3	0-0	0-0	1-4	5	0	0	1	0	2
UNCW (CAA).....		DNP									
Mason (CAA).....	2	0-0	0-0	0-2	1-1	2	0	0	0	0	0



AT GEORGIA STATE:

Promising post player who showed continued improvement during his sophomore season . . . Has the size and skills to give the Panthers a low post presence . . . Very comfortable playing with his back to the basket . . . Has good hands and good footwork and has improved his conditioning.

2011-12 HIGHLIGHTS

- Scored four points and grabbed five rebounds in just seven minutes of season opening game against Washington.
- Came off the bench to score 8 points and grab 10 rebounds in home opener victory against McNeese State.
- Played 16 minutes against Liberty, scoring 5 points on 2-of-3 shooting.
- Finished with career-high 18 points on 7-of-7 shooting and 4-of-4 FT's against Towson, the third straight game setting a career-high in points against the Tigers.
- Scored 8 points in 11 minutes off the bench on 4-of-6 shooting vs. JMU.

CAREER HIGHS

POINTS: 18

Towson, 1-14-12

FIELD GOALS MADE: 7

Towson, 1-14-12 (7-7)

FIELD GOALS ATTEMPTED: 10

Towson, 2-5-11 (6-10)

FREE THROWS MADE: 4

McNeese State, 11-18-11 (4-4)

Towson, 1-14-12 (4-4)

FREE THROWS ATTEMPTED: 6

Old Dominion, 2-15-11 (3-6)

REBOUNDS: 11

Old Dominion, 2-15-11

ASSISTS: 1

VCU, 1-30-10

Towson, 2-5-11

STEALS: 2

James Madison, 12-5-09

Georgia Southern, 12-22-09

Towson, 1-2-10

George Mason, 2-3-10

Old Dominion, 1-28-10

Florida A&M, 12-18-10

VCU, 1-3-11, Towson, 2-5-11

Old Dominion, 2-15-11

James Madison, 1-23-11

BLOCKS: 5

Towson, 2-5-11

MINUTES: 33

Old Dominion, 2-15-11

VINCENT GAME-BY-GAME

2011-12	MP	FG	3FG	FT	O-D	Rb	As	TO	Bl	St	Pts
@Washington	7	2-4	0-0	0-2	2-3	5	0	0	0	1	4
vs Portland	4	0-0	0-0	0-0	0-1	1	0	3	1	0	0
vs. FAU	DNP										
McNeese State	14	0-0	0-0	4-4	5-5	10	0	0	0	1	8
at Samford	12	2-2	0-0	0-0	2-1	3	0	0	0	0	4
Liberty	16	2-3	0-0	1-1	2-1	3	0	1	1	0	5
at S.C. State	10	3-5	0-0	2-2	3-0	3	0	0	0	0	8
FIU	7	1-2	0-0	0-0	1-1	2	0	0	0	1	2
William&Mary	15	3-3	0-0	1-1	0-1	1	0	1	1	0	7
Rhode Island	9	2-5	0-0	2-2	3-0	3	0	0	1	0	6
at Utah Valley	9	0-1	0-0	0-0	0-0	0	0	1	1	0	0
Ga. Southern	DNP-illness										
Drexel	7	1-2	0-0	0-0	0-1	1	0	0	0	1	2
at VCU	11	1-1	0-0	0-0	1-0	1	0	0	0	0	2
at Mason	5	1-2	0-0	0-0	1-1	2	0	0	0	0	2
UNCW	7	1-4	0-0	0-0	0-0	0	0	0	1	0	2
Towson	17	7-7	0-0	4-4	1-2	3	0	2	0	1	18
at Northeastern	3	0-1	0-0	0-0	0-0	0	0	1	0	0	0
at Delaware	3	0-0	0-0	0-0	0-1	1	0	0	0	0	0
James Madison	11	4-6	0-0	0-1	1-1	2	0	3	3	2	8
at Drexel	3	0-0	0-0	0-0	0-0	0	0	0	2	0	0
VCU											
at UNCW											
at Hofstra											
Northeastern											
Delaware											
at JMU											

CAREER STATISTICS

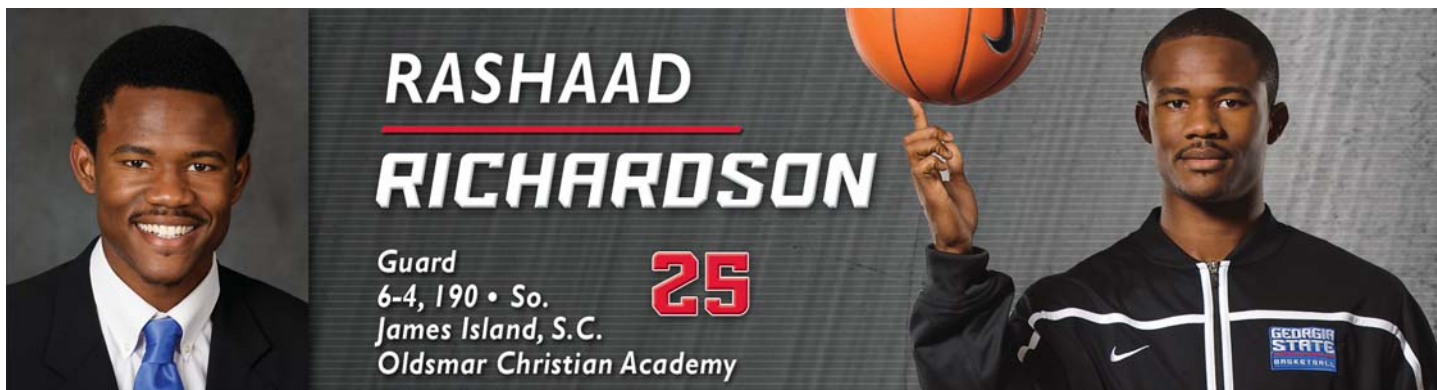
CAA ONLY	G-GS	Min	Avg	FG- FGA	Pct.	3P-3PA	Pct.	FT- FTA	Pct.	O- D	Reb	Avg	Ast	Bl	St	Pts	Avg
2009-10	15- 1	147	9.8	13- 33	0.394	0- 0	0.000	11- 20	0.550	18- 27	45	3.0	3	6	4	37	2.5
2010-11	18- 2	208	11.6	24- 47	0.511	0- 0	0.000	8- 18	0.444	23- 58	81	4.5	1	26	4	56	3.1
2011-12	10- 0	82	8.2	18- 26	0.692	0- 0	0.000	5- 6	0.833	4- 7	11	1.1	0	7	4	41	4.1
Totals	43- 3	437	10.2	55- 106	0.519	0- 0	0.000	24- 44	0.545	45- 92	137	3.2	4	39	12	134	3.1
ALL GAMES	G-GS	Min	Avg	FG- FGA	Pct.	3P-3PA	Pct.	FT- FTA	Pct.	O- D	Reb	Avg	Ast	Bl	St	Pts	Avg
2009-10	26- 1	215	8.3	19- 47	0.404	0- 0	0.000	15- 26	0.577	23- 34	57	2.3	3	12	6	53	2.0
2010-11	28- 3	315	11.3	36- 67	0.537	0- 0	0.000	12- 28	0.429	33- 55	88	3.1	1	36	7	84	3.0
2011-12	18- 0	167	9.3	32- 51	0.627	0- 0	0.000	14- 17	0.824	22- 19	41	2.3	0	9	7	78	4.3
Totals	72- 4	697	9.7	87- 165	0.527	0- 0	0.000	41- 71	0.577	78-108	186	2.6	4	57	20	215	3.0



GAME-BY-GAME STATISTICS (continued)

2010-11	MP	FG	3FG	FT	O-D	Rb	As	TO	Bl	St	Pts
@McNeese	3	0-0	0-0	0-0	0-1	1	0	0	0	0	0
Troy	15	1-2	0-0	0-0	1-4	5	0	2	0	0	2
Utah Valley	12	1-3	0-0	0-0	2-3	5	0	2	2	0	3
Samford	1	0-0	0-0	0-0	0-0	0	0	0	0	0	0
@Hampton	5	0-1	0-0	0-0	2-0	2	0	2	0	0	0
James Madison	9	1-4	0-0	0-0	2-1	3	0	1	1	0	2
Western Mich	25	3-3	0-0	0-0	2-3	5	0	1	4	1	6
Florida A&M	5	0-1	0-0	0-0	2-0	2	0	1	0	1	0
@Georgia So.		DNP									
Texas A&M-CC		DNP									
Chattanooga		DNP									
VCU	3	0-0	0-0	0-0	0-0	0	0	0	1	1	0
@UNCW	4	0-1	0-0	1-2	0-2	2	0	0	2	0	1
Towson	*22	5-5	0-0	1-1	1-6	7	0	2	1	0	11
@JMU	*10	2-3	0-0	0-0	0-0	0	0	0	1	0	4
@Geo Mason	14	0-0	0-0	2-4	1-1	2	0	0	0	0	2
@VCU	5	0-1	0-0	0-0	0-2	2	0	0	0	0	0
Delaware	0+	0-0	0-0	0-0	0-0	0	0	0	0	0	0
@Drexel	14	0-3	0-0	1-2	1-1	2	0	2	4	0	2
Old Dominion	7	0-0	0-0	0-0	1-0	1	0	0	0	0	0
@Northeastern	2	0-0	0-0	0-0	0-0	0	0	0	0	0	0
UNCW	8	0-1	0-0	0-0	1-0	1	0	0	1	0	0
@Towson	25	6-10	0-0	0-2	3-4	7	0	1	5	1	12
Hofstra	13	3-6	0-0	0-1	3-4	7	0	4	0	0	6
Northeastern	16	2-3	0-0	0-0	2-4	6	0	2	2	0	4
@Old Dominion	33	4-5	0-0	3-6	4-7	11	1	1	2	2	11
@La. Tech	*17	2-3	0-0	2-4	2-4	6	0	3	3	0	6
@W&M	14	1-5	0-0	0-0	3-2	5	0	3	3	0	2
George Mason	9	0-0	0-0	0-0	0-1	1	-	-	3	0	0
UNCW (CAA)	12	3-3	0-0	0-2	0-3	3	0	1	0	0	6
Mason (CAA)	12	2-4	0-0	1-2	0-2	2	0	3	1	1	5

2009-10	MP	FG	3FG	FT	O-D	Rb	As	TO	Bl	St	Pts
@NC State	7	1-2	0-0	0-0	0-0	0	0	0	1	0	2
Carver	7	1-2	0-0	2-2	1-1	2	0	1	1	0	4
Drake	2	0-1	0-0	0-0	0-0	0	0	0	0	0	0
Howard	6	0-0	0-0	0-0	0-1	1	0	0	0	0	0
IUPUI		DNP									
Utah Valley	3	0-0	0-0	0-0	0-0	0	0	0	1	0	0
@South Ala	1	0-0	0-0	0-0	0-1	1	0	1	0	0	0
J'ville		DNP									
@JMU	3	0-0	0-0	1-2	1-1	2	0	0	0	1	1
@FAMU		DNP									
@FSU	19	2-7	0-0	0-0	4-3	7	0	1	1	0	4
EMU	9	0-0	0-0	1-2	0-1	1	0	1	1	0	1
Ga Sou	2	0-0	0-0	0-0	0-0	0	0	1	0	1	0
Towson	5	0-0	0-0	0-1	1-0	1	0	0	1	1	0
Drexel	12	0-1	0-0	0-0	1-4	5	0	0	0	0	0
@UNCW	7	0-0	0-0	1-2	1-0	1	0	1	0	0	1
NU		DNP									
@Mason	8	0-1	0-0	0-0	1-2	3	0	1	0	1	0
VCU	17	4-8	0-0	2-2	1-0	1	0	0	0	0	10
UNCW		DNP - Illness									
@Delaware		DNP - Illness									
@ODU	18	1-4	0-0	0-0	1-2	3	0	0	1	1	2
@VCU	11	2-5	0-0	2-3	2-0	2	1	1	0	0	6
Mason	12	2-3	0-0	2-4	3-4	7	0	1	1	0	6
W&M	2	0-1	0-0	0-0	0-1	1	0	1	0	0	0
@NU	*11	1-2	0-0	0-0	0-2	2	0	1	0	0	2
@Towson	5	1-1	0-0	0-0	0-0	0	0	1	0	0	2
JMU	15	1-4	0-0	2-4	2-4	6	0	0	3	0	4
SC State	8	2-2	0-0	1-2	0-0	0	0	0	1	1	5
ODU	10	0-0	0-0	0-0	1-1	2	0	1	0	0	0
@Hofstra	11	1-3	0-0	1-2	3-6	9	2	0	0	0	3
Hofstra (CAA)	4	0-0	0-0	0-0	0-0	0	0	1	0	0	0



RASHAAD RICHARDSON

Guard
6-4, 190 • So.
James Island, S.C.
Oldsmar Christian Academy

25

AT GEORGIA STATE:

Athletic wing player who is expected to see a significant increase in minutes this year . . . Saw limited minutes, but played in 25 games in first year.

2011-12 HIGHLIGHTS:

- Led team with 21 points in season opener against Washington. Knocked down 7-of-10 from three-point range. The seven made three's are tied for the sixth most in a single-game in school history, while the 70 percent shooting percentage is tied for the third best in a single-game in school history.
- Came off the bench to score 12 points, including three three-pointers at South Carolina State.
- Scored a team-high 14 points, knocking down a pair of three's against FIU, collecting four rebounds.
- Key GSU's second-half run against UNCW, finishing with 7 points in 13 minutes off the bench.

CAREER HIGHS

POINTS: 21

Washington, 11-12-11

FIELD GOALS MADE: 7

Washington, 11-12-11 (7-14)

FIELD GOALS ATTEMPTED: 14

Washington, 11-12-11 (7-14)

3-PT FG MADE: 7

Washington, 11-12-11 (7-10)

3-PT FG ATTEMPTED: 10

Washington, 11-12-11 (7-10)

FREE THROWS MADE: 2

FIU, 12-1-11 (2-2)

FREE THROWS ATTEMPTED: 2

FIU, 12-1-11 (2-2)

REBOUNDS: 5

Washington, 11-12-11 (7-14)

ASSISTS: 2

UNCW, 1-5-11

STEALS: 2

William & Mary, 12-3-11

MINUTES: 27

Washington, 11-12-11

RICHARDSON GAME-BY-GAME

2011-12	MP	FG	3FG	FT	O-D	Rb	As	TO	Bl	St	Pts
@Washington	27	7-14	7-10	0-0	1-4	5	0	0	0	1	21
vs Portland	*19	1-5	1-5	0-0	0-2	2	0	1	0	1	3
vs. FAU	17	2-3	1-1	0-0	1-0	1	0	1	0	0	5
McNeese State	15	1-6	1-4	0-0	1-0	1	0	0	0	0	3
at Samford	*11	0-5	0-3	0-0	1-1	2	1	1	0	0	0
Liberty	4	0-1	0-1	0-0	0-0	0	0	1	0	0	0
at S.C. State	17	4-9	3-8	1-1	0-1	1	0	0	1	0	12
FIU	*19	5-11	2-8	2-2	1-3	4	0	0	1	1	14
William&Mary	*13	2-6	2-5	0-0	0-0	0	0	0	0	2	6
Rhode Island	*14	2-5	0-3	1-2	0-2	2	0	3	0	1	5
at Utah Valley	*7	0-2	0-1	0-0	0-0	0	1	0	0	0	0
Ga. Southern	*10	1-5	0-3	0-0	0-1	1	0	1	0	0	2
Drexel	3	0-1	0-0	0-0	0-0	0	0	0	0	0	0
at VCU	1	0-1	0-1	0-0	0-0	0	0	1	0	0	0
at Mason	1	0-0	0-0	0-0	0-0	0	0	0	0	0	0
UNCW	13	3-7	1-3	0-0	1-1	2	1	0	0	1	7
Towson	7	0-3	0-0	0-0	0-0	0	1	0	0	0	0
at Northeastern	9	1-3	1-2	0-0	1-0	1	0	1	0	0	3
at Delaware	2	1-2	0-1	0-0	0-0	0	0	0	0	0	2
James Madison	19	1-4	1-2	0-0	1-2	3	1	1	0	1	3
at Drexel	10	2-4	0-0	0-0	0-1	1	0	0	0	1	4
VCU											
at UNCW											
at Hofstra											
Northeastern											
Delaware											
at JMU											
Bracketbusters											

CAREER STATISTICS

CAA ONLY	G-GS	Min	Avg	FG- FGA	Pct.	3P-3PA	Pct.	FT- FTA	Pct.	O- D	Reb	Avg	Ast	Bl	St	Pts	Avg
2010-11	16- 0	75	4.7	3- 19	0.158	2- 10	0.200	0- 0	0.000	2- 3	5	0.3	4	0	4	8	0.5
2011-12	10- 1	78	7.8	10- 31	0.323	5- 14	0.357	0- 0	0.000	3- 4	7	0.7	3	0	5	25	2.5
Totals	26- 1	153	5.9	13- 50	0.260	7- 24	0.292	0- 0	0.000	5- 7	12	0.5	7	0	9	33	1.3
ALL GAMES	G-GS	Min	Avg	FG- FGA	Pct.	3P-3PA	Pct.	FT- FTA	Pct.	O- D	Reb	Avg	Ast	Bl	St	Pts	Avg
2010-11	25- 0	105	4.2	7- 27	0.259	3- 13	0.231	0- 0	0.000	2- 3	5	0.2	6	0	5	17	0.7
2011-12	21- 7	238	11.3	33- 97	0.340	20- 61	0.328	4- 5	0.800	8- 18	26	1.2	5	2	9	90	4.3
Totals	46- 7	343	7.5	40- 124	0.323	23- 74	0.311	4- 5	0.800	10- 21	31	0.7	11	2	14	107	2.3


GAME-BY-GAME STATISTICS (continued)

2010-11	MP	FG	3FG	FT	O-D	Rb	As	TO	Bl	St	Pts
@McNeese	2	0-0	0-0	0-0	0-0	0	1	1	0	0	0
Troy		DNP									
Utah Valley	1	0-0	0-0	0-0	0-0	0	0	1	0	0	0
Samford.....	6	1-1	1-1	0-0	0-0	0	0	0	0	1	3
@Hampton		DNP									
James Madison....	3	0-1	0-0	0-0	0-0	0	1	0	0	1	0
Western Mich.....		DNP									
Florida A&M	2	0-0	0-0	0-0	0-0	0	0	0	0	0	0
@Georgia So.	1	0-0	0-0	0-0	0-0	0	1	0	0	0	0
Texas A&M-CC.....	6	1-2	0-0	0-0	0-0	0	0	0	0	1	2
Chattanooga	6	1-3	0-2	0-0	0-0	0	0	0	0	0	2
VCU	3	0-1	0-1	0-0	0	0	0	0	0	0	0
@UNCW	9	1-4	1-3	0-0	1-1	2	2	0	0	1	3
Towson	8	0-2	0-1	0-0	0-1	1	1	0	0	0	0
@JMU.....	11	1-2	0-0	0-0	1-0	1	0	0	0	0	2
@Geo Mason.....	7	0-2	0-2	0-0	0-0	0	0	1	0	1	0
@VCU	11	0-3	0-0	0-0	0-0	0	0	0	0	0	0
Delaware	3	0-0	0-0	0-0	0-1	1	0	0	0	0	0
@Drexel	6	1-2	1-2	0-0	0-0	0	0	2	0	0	3
Old Dominion		DNP									
@Northeastern.....	2	0-1	0-0	0-0	0-0	0	0	0	0	0	0
UNCW	0+	0-1	0-1	0-0	0-0	0	0	0	0	0	0
@Towson	1	0-0	0-0	0-0	0-0	0	0	0	0	0	0
Hofstra.....	1	0-0	0-0	0-0	0-0	0	0	0	0	0	0
Northeastern.....		DNP									
@Old Dominion	0+	0-0	0-0	0-0	0-0	0	0	0	0	0	0
@La. Tech	3	1-2	0-0	0-0	0-0	0	0	0	0	0	2
@W&M.....	7	0-0	0-0	0-0	0-0	0	0	0	0	0	0
George Mason	3	0-0	0-0	0-0	0-0	0	0	0	0	0	0
UNCW (CAA)		DNP									
Mason (CAA)	3	0-0	0-0	0-0	0-0	0	0	0	0	0	0



DEVONTA WHITE

Guard
5-10, 158 • So.
Alpharetta, Ga.
Centennial HS

10

AT GEORGIA STATE:

Came off the bench for first seven games, then started five straight and led State to a 4-1 record, before a high ankle sprain marred his first season . . . Point guard who was one of the top prep prospects in Georgia in the Class of 2010 . . . Lacks size but possesses excellent quickness and floor leadership.

2011-12 HIGHLIGHTS:

- GSU was 4-1 in games he started during the 2010-11 season.
- Scored 12 points in a career-high 39 minutes against Portland, dishing out five assists and grabbing three steals.
- Scored a career-high 23 points in 39 minutes of the home opening win over McNeese State, hitting 8-of-14 from the field and 6-of-7 from the free throw line.
- Tied a career-high with six assists in win at Samford.
- Scored 15 points, including 6-of-6 FT's while playing 38 minutes of action against Liberty
- Hit a career-high 4 three's, including 3 in the first five minutes at S.C. State, scoring 17 pts. on 6-of-9 FG's, tying a career-high with 6 assists.
- **Named College Sports Madness CAA Men's Basketball Player of the Week** after scoring 20 points and dishing out five assists against URI.
- Led team in scoring with 17 points at Utah Valley.
- Scored 17 points and dished out four assists to help Georgia State to a record ninth-straight victory on Dec. 22 against Georgia Southern.
- Led Panthers with 15 points on 6-of-7 free throws in win over Drexel.
- Scored 14 points on 5-of-11 shooting in upset of VCU.
- Tied a career-high with 4 steals against UNCW, scoring 13 points and hitting 5-of-6 from the free throw line.
- Set a career-high with 46 minutes of a double-overtime loss at Delaware.

CAREER HIGHS

POINTS: 23

McNeese State, 11-18-11

FIELD GOALS MADE: 8

Rhode Island, 12-10-11 (8-13)
McNeese State, 11-18-11 (8-14)

FIELD GOALS ATTEMPTED: 15

Florida A&M, 12-18-10 (6-15)
Utah Valley, 12-17-11 (6-15)

3-PT FG MADE: 4

South Carolina State, 11-29-11 (4-5)

3-PT FG ATTEMPTED: 8

Samford, 11-22-11 (2-8)

FREE THROWS MADE: 6

McNeese State, 11-18-11 (6-7)
Liberty, 11-26-11 (6-6)
Drexel, 1-2-12 (6-7)

FREE THROWS ATTEMPTED: 7

McNeese State, 11-18-11 (6-7)
Drexel, 1-2-12 (6-7)

REBOUNDS: 6

Hampton, 11-30-10

ASSISTS: 6

Hofstra, 2-6-11
Samford, 11-22-11
South Carolina State, 11-29-11

STEALS: 4

FIU, 12-1-11, UNCW, 1-12-12
Towson, 1-14-12

BLOCKS: 1

Hampton, 11-30-10, VCU 1-4-12
Delaware, 1-21-12

MINUTES: 46

Delaware, 1-12-21

CAREER STATISTICS

CAA ONLY	G-GS	Min	Avg	FG- FGA	Pct.	3P-3PA	Pct.	FT- FTA	Pct.	O- D	Reb	Avg	Ast	Bl	St	Pts	Avg
2010-11	8- 1	86	10.8	5- 21	0.238	2- 10	0.200	4- 5	0.800	1- 1	2	0.3	15	0	3	16	2.0
2011-12	10-10	326	32.6	34- 103	0.330	10- 40	0.250	19- 27	0.704	5- 13	18	1.8	24	2	20	97	9.7
Totals	18-11	412	22.9	39- 124	0.315	12- 50	0.240	23- 32	0.719	6- 14	20	1.1	39	2	23	113	6.3
ALL GAMES	G-GS	Min	Avg	FG- FGA	Pct.	3P-3PA	Pct.	FT- FTA	Pct.	O- D	Reb	Avg	Ast	Bl	St	Pts	Avg
2010-11	20- 5	315	15.8	35- 98	0.357	10- 38	0.263	24- 35	0.686	9- 20	29	1.5	47	1	14	104	5.2
2011-12	21-21	708	33.7	90- 237	0.380	27- 94	0.287	48- 60	0.800	11- 34	45	2.1	66	2	41	255	12.1
Totals	41-26	1023	25.0	125- 335	0.373	37-132	0.280	72- 95	0.758	20- 54	74	1.8	113	3	55	359	8.8



WHITE GAME-BY-GAME

2011-12	MP	FG	3FG	FT	O-D	Rb	As	TO	Bl	St	Pts
@Washington.....	*31	3-11	0-4	2-2	0-3	3	3	5	0	1	8
vs Portland.....	*39	5-13	0-3	2-3	0-2	2	5	1	0	3	12
vs. FAU.....	*34	3-11	1-4	2-2	0-1	1	4	3	0	1	9
McNeese State..	*39	8-14	1-3	6-7	0-3	3	2	1	0	1	23
at Samford.....	*36	4-14	2-8	1-2	2-2	4	6	1	0	1	11
Liberty.....	*38	4-12	1-4	6-6	0-1	1	2	2	0	0	15
at S.C. State.....	*31	6-9	4-5	1-1	0-3	3	6	1	0	2	17
FIU.....	*32	3-9	1-4	2-2	1-3	4	2	4	0	4	9
William&Mary....	*23	1-5	0-2	1-4	1-0	1	3	1	0	1	3
Rhode Island.....	*36	8-13	2-6	2-2	2-1	3	5	1	0	3	20
at Utah Valley.....	*33	6-15	2-6	3-4	1-1	2	3	2	0	2	17
Ga. Southern.....	*33	6-13	3-7	2-2	1-2	3	4	5	0	3	17
Drexel.....	*34	4-11	1-5	6-7	0-0	0	0	1	0	2	15
at VCU.....	*36	5-11	2-4	2-4	0-3	3	3	3	1	0	14
at Mason.....	*31	3-13	1-5	0-0	1-2	3	3	3	0	1	7
UNCW.....	*29	3-10	2-4	5-6	0-3	3	3	1	0	4	13
Towson.....	*33	3-11	2-6	0-0	1-2	3	3	2	0	4	8
at Northeastern..	*38	4-11	1-3	2-2	0-1	1	3	2	0	2	11
at Delaware.....	*46	6-14	1-5	0-0	0-2	2	3	2	1	3	13
James Madison..	*26	3-8	0-3	3-4	1-0	1	2	2	0	1	9
at Drexel.....	*30	2-9	0-3	0-0	1-0	1	1	2	0	2	4
VCU.....											
at UNCW.....											
at Hofstra.....											
Northeastern.....											
Delaware.....											
at JMU.....											
Bracketbusters....											
Old Dominion.....											
at William&Mary..											

2010-11	MP	FG	3FG	FT	O-D	Rb	As	TO	Bl	St	Pts
@McNeese.....	6	0-1	0-1	0-0	1-0	1	0	2	0	0	0
Troy.....	14	3-7	0-3	2-3	1-1	2	3	2	0	2	8
Utah Valley.....	16	3-7	2-3	3-4	1-1	2	1	1	0	2	11
Samford.....	8	0-4	0-2	0-0	0-1	1	3	1	0	0	0
@Hampton.....	35	5-10	2-4	2-4	2-4	6	5	3	1	0	14
James Madison....	19	1-5	1-2	1-1	0-0	0	3	1	0	1	4
Western Mich.....	14	1-6	0-0	0-0	0-0	0	4	2	0	0	0
Florida A&M.....	*31	6-15	0-4	1-5	2-3	5	3	3	0	2	13
@Georgia So.....	*29	1-4	0-3	5-6	1-1	2	1	5	0	3	7
Texas A&M-CC....	*20	5-6	1-1	3-4	0-3	3	5	2	0	0	14
Chattanooga.....	*24	3-8	2-5	2-2	0-2	2	4	2	0	2	10
VCU.....	* 4	0-1	0-0	0-0	0-0	0	0	1	0	0	0
@UNCW.....											DNP-injured
Towson.....											DNP-injured
@JMU.....											DNP-injured
@George Mason..											DNP-injured
@VCU.....											DNP-injured
Delaware.....											DNP-injured
@Drexel.....											DNP-injured
Old Dominion.....											DNP-injured
@Northeastern....											DNP-injured
UNCW.....	2	0-1	0-1	0-0	0-0	0	0	1	0	0	0
@Towson.....	5	0-1	0-0	0-0	0-0	0	1	0	0	0	0
Hofstra.....	26	2-6	0-2	0-0	1-0	1	6	2	0	1	4
Northeastern.....	17	1-4	1-3	0-0	0-0	0	1	2	0	0	3
@Old Dominion....	9	0-1	0-1	0-0	0-1	1	2	2	0	0	0
@La. Tech.....											DNP
@W&M.....	4	1-2	0-1	3-4	0-0	0	2	0	0	1	5
George Mason.....											DNP
UNCW (CAA).....	17	2-4	1-1	0-0	0-2	2	2	2	0	0	5
Mason (CAA).....	15	1-5	0-1	2-2	0-1	1	1	3	0	0	4



TYLER GAMBLE

Guard
6-2, 195 • Fr.
Commerce, Ga.
Commerce HS

15



AT GEORGIA STATE:

True freshman who earned a walk-on spot . . . Talented local guard . . . Able to play either the point or move to the two, with the ability to score or dish the ball off.

2011-12 HIGHLIGHTS:

- Earned first walk-on spot given out by Coach Hunter during the middle of the summer.
- Made his regular season collegiate debut against McNeese State.
- Collected first career rebound in two minutes at South Carolina State.
- Scored first career basket in final minute against Rhode Island.

CAREER HIGHS

POINTS: 2

Rhode Island, 12-10-11

FIELD GOALS MADE: 1

Rhode Island, 12-10-11 (1-2)

FIELD GOALS ATTEMPTED: 2

Rhode Island, 12-10-11 (1-2)
FIU, 12-1-11 (0-2)

3-PT FG MADE: 0

-

3-PT FG ATTEMPTED: 1

FIU, 12-1-11 (0-1)

FREE THROWS MADE: 0

-

FREE THROWS ATTEMPTED: 0

-

REBOUNDS: 1

Rhode Island, 12-10-11
South Carolina State, 11-29-11
UNCW, 1-12-12
James Madison, 1-23-12

ASSISTS: 1

FIU, 12-1-11

STEALS: 0

-

BLOCKS: 0

-

MINUTES: 2

FIU, 12-1-11, William & Mary, 12-3-11
South Carolina State, 11-29-11

GAMBLE GAME-BY-GAME

2011-12	MP	FG	3FG	FT	O-D	Rb	As	TO	Bl	St	Pts
@Washington				DNP							
vs Portland				DNP							
vs. FAU				DNP							
McNeese State	0+	0-1	0-0	0-0	0-0	0	0	0	0	0	0
at Samford				DNP							
Liberty	1	0-0	0-0	0-0	0-0	0	0	0	0	0	0
at S.C. State	2	0-0	0-0	0-0	0-1	1	0	0	0	0	0
FIU	2	0-2	0-1	0-0	0-0	0	1	0	0	0	0
William&Mary	2	0-0	0-0	0-0	0-0	0	0	0	0	0	0
Rhode Island	1	1-2	0-0	0-0	0-1	1	0	0	0	0	2
at Utah Valley				DNP							
Ga. Southern				DNP							
Drexel				DNP							
at VCU				DNP							
at Mason				DNP							
UNCW	1	0-0	0-0	0-0	0-1	1	0	0	0	0	0
Towson	0+	0-0	0-0	0-0	0-0	0	0	0	0	0	0
at Northeastern				DNP							
at Delaware				DNP							
James Madison	1	0-0	0-0	0-0	1-0	1	0	0	0	0	0
at Drexel				DNP							
VCU											
at UNCW											
at Hofstra											
Northeastern											
Delaware											
at JMU											
Bracketbusters											
Old Dominion											
at William&Mary											

CAREER STATISTICS

CAA ONLY	G-GS	Min	Avg	FG- FGA	Pct.	3P-3PA	Pct.	FT- FTA	Pct.	O- D	Reb	Avg	Ast	Bl	St	Pts	Avg
2011-12	4-0	4	1.0	0- 0	0.000	0- 0	0.000	0- 0	0.000	1- 1	2	0.5	1	0	0	0	0.0
ALL GAMES	G-GS	Min	Avg	FG- FGA	Pct.	3P-3PA	Pct.	FT- FTA	Pct.	O- D	Reb	Avg	Ast	Bl	St	Pts	Avg
2011-12	9-0	10	1.1	1- 5	0.000	0- 1	0.000	0- 0	0.000	1- 3	4	0.4	1	0	0	2	0.2





JUSTIN GREEN

Forward
6-5, 205 • Fr.
Jonesboro, Ga.
Lovejoy HS

34

AT GEORGIA STATE:

A true freshman who earned a late walk-on spot . . . Played locally at Lovejoy High School . . . Strong academic background as a high school scholar-athlete.

2011-12 HIGHLIGHTS:

- Earned late walk-on spot prior to the start of practice in October.
- Made season debut against Oglethorpe, playing 4 minutes and scoring 2 points.
- Made regular season debut in final minute against Liberty.
- Earned first assist and first rebound against Rhode Island.

CAREER HIGHS

POINTS: 0	REBOUNDS: 1
-	Rhode Island, 12-10-11
FIELD GOALS MADE: 0	ASSISTS: 1
-	Rhode Island, 12-10-11
FIELD GOALS ATTEMPTED: 1	STEALS: 0
-	-
3-PT FG MADE: 0	BLOCKS: 0
-	-
3-PT FG ATTEMPTED: 0	MINUTES: 1
-	Liberty, 11-26-11
FREE THROWS MADE: 0	
-	
FREE THROWS ATTEMPTED: 0	
-	

GREEN GAME-BY-GAME

2011-12	MP	FG	3FG	FT	O-D	Rb	As	TO	Bl	St	Pts
@Washington			DNP								
vs Portland			DNP								
vs. FAU			DNP								
McNeese State			DNP								
at Samford			DNP								
Liberty	1	0-0	0-0	0-0	0-0	0	0	0	0	0	0
at S.C. State			DNP								
FIU			DNP								
William&Mary			DNP								
Rhode Island	1	0-0	0-0	0-0	0-1	1	1	0	0	0	0
at Utah Valley			DNP								
Ga. Southern			DNP								
Drexel			DNP								
at VCU			DNP								
at Mason			DNP								
UNCW	0+	0-0	0-0	0-0	0-0	0	0	0	0	0	0
Towson			DNP								
at Northeastern ...			DNP								
at Delaware			DNP								
James Madison....			DNP								
at Drexel			DNP								
VCU											
at UNCW											
at Hofstra											
Northeastern											
Delaware											
at JMU											
Bracketbusters											
Old Dominion											
at William&Mary ..											

CAREER STATISTICS

CAA ONLY	G-GS	Min	Avg	FG- FGA	Pct.	3P-3PA	Pct.	FT- FTA	Pct.	O- D	Reb	Avg	Ast	Bl	St	Pts	Avg
2011-12	1- 0	0	0.0	0- 0	0.000	0- 0	0.000	0- 0	0.000	0- 0	0	0.0	0	0	0	0	0.0
ALL GAMES	G-GS	Min	Avg	FG- FGA	Pct.	3P-3PA	Pct.	FT- FTA	Pct.	O- D	Reb	Avg	Ast	Bl	St	Pts	Avg
2011-12	3- 0	2	0.7	0- 0	0.000	0- 0	0.000	0- 0	0.000	0- 1	1	0.0	1	0	0	0	0.0



RYANN GREEN

Guard
6-1, 171 • Fr.
College Park, Ga.
Benjamin Banneker HS

21

AT GEORGIA STATE:

A true freshman who earned a late walk-on spot . . . Played locally for a former Georgia State player . . . Will be primarily used at the one and two, with the ability to score and dish the ball off.

2011-12 HIGHLIGHTS:

- Has seen significant playing time since practice began in mid-October.
- Made debut against Oglethorpe, scoring 3 points with an assist in 6 minutes of action.
- Made regular season debut in final minute against McNeese State.
- Took first career shot at South Carolina State, playing two minutes.

CAREER HIGHS

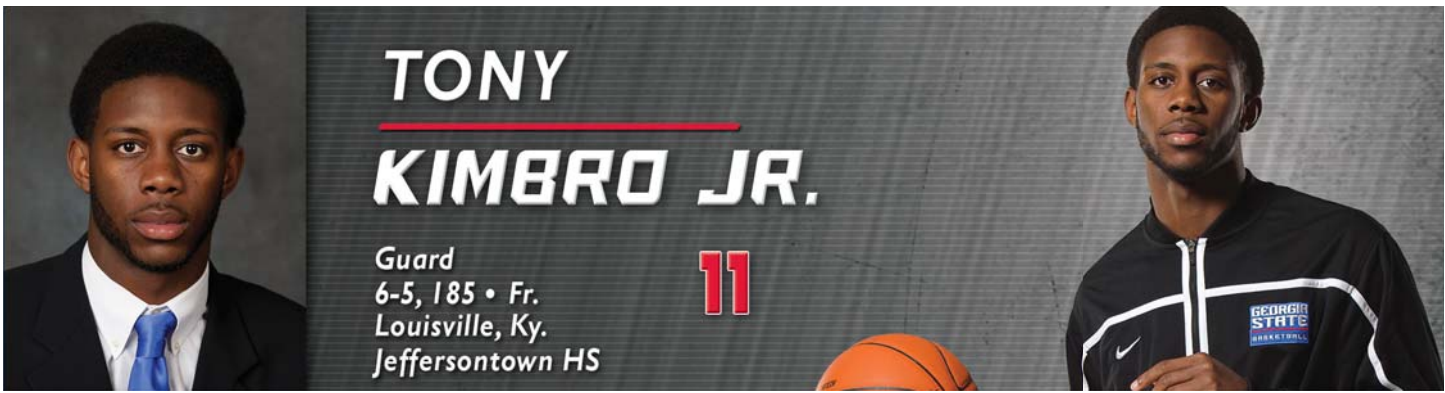
POINTS: 0 -	REBOUNDS: 1 FIU, 12-1-11
FIELD GOALS MADE: 0 -	ASSISTS: 0 -
FIELD GOALS ATTEMPTED: 1 South Carolina State, 11-29-11	STEALS: 1 Liberty, 11-26-11
3-PT FG MADE: 0 -	BLOCKS: 0 -
3-PT FG ATTEMPTED: 1 South Carolina State, 11-29-11	MINUTES: 2 South Carolina State, 11-29-11
FREE THROWS MADE: 0 -	
FREE THROWS ATTEMPTED: 0 -	

GREEN GAME-BY-GAME

2011-12	MP	FG	3FG	FT	O-D	Rb	As	TO	Bl	St	Pts
@Washington				DNP							
vs Portland				DNP							
vs. FAU				DNP							
McNeese State	0+	0-0	0-0	0-0	0-0	0	0	0	0	0	0
at Samford				DNP							
Liberty	1	0-0	0-0	0-0	0-0	0	0	0	0	1	0
at S.C. State	2	0-1	0-1	0-0	0-0	0	0	0	0	0	0
FIU	1	0-0	0-0	0-0	0-1	1	0	0	0	0	0
William&Mary	2	0-1	0-1	0-0	0-0	0	0	0	0	0	0
Rhode Island	1	0-0	0-0	0-0	0-0	0	0	0	0	0	0
at Utah Valley				DNP							
Ga. Southern				DNP							
Drexel				DNP							
at VCU				DNP							
at Mason				DNP							
UNCW				DNP							
Towson				DNP							
at Northeastern				DNP							
at Delaware				DNP							
James Madison	1	0-0	0-0	0-0	0-0	0	0	0	0	0	0
at Drexel				DNP							
VCU											
at UNCW											
at Hofstra											
Northeastern											
Delaware											
at JMU											
Bracketbusters											
Old Dominion											
at William&Mary											

CAREER STATISTICS

CAA ONLY	G-GS	Min	Avg	FG- FGA	Pct.	3P-3PA	Pct.	FT- FTA	Pct.	O- D	Reb	Avg	Ast	Bl	St	Pts	Avg
2011-12	2- 0	3	1.5	0- 1	0.000	0- 1	0.000	0- 0	0.000	0- 0	0	0.0	0	0	0	0	0.0
ALL GAMES	G-GS	Min	Avg	FG- FGA	Pct.	3P-3PA	Pct.	FT- FTA	Pct.	O- D	Reb	Avg	Ast	Bl	St	Pts	Avg
2011-12	7- 0	8	1.1	0- 2	0.000	0- 2	0.000	0- 0	0.000	0- 1	1	0.1	0	0	1	0	0.0



AT GEORGIA STATE:

Highly-touted shooting guard who was one of the top prospects in the state of Kentucky . . . Strong and explosive with good size on the perimeter . . . A scorer who can put it on the floor and get it to the rim or can knock down the pull-up jumper . . . Attacking mentality and relentless on defense in both the half court or in transition.

2011-12 HIGHLIGHTS:

- First signee under Coach Ron Hunter and will be among first guys off the bench this fall.
- Scored two points in collegiate debut against Washington.
- Finished with nine points on 3-of-4 shooting against Portland.
- Made first college start against FAU, scoring 12 points and pulling down seven board in 34 minutes of action.
- Finished with six points and seven rebounds in win over S.C. State.
- Scored 9 points, including a key five-straight to spark GSU's come-from-behind victory at Utah Valley.
- Tied a career-high with 12 points on 5-of-7 shooting against Georgia Southern, dishing out 3 assists and swiping 3 steals.
- Set a career-high with 4 assists and tied a career-high with 7 rebounds against Towson.

CAREER HIGHS

POINTS: 12

Florida Atlantic, 11-14-11
Georgia Southern, 12-22-11

FIELD GOALS MADE: 5

Georgia Southern, 12-22-11 (5-7)

FIELD GOALS ATTEMPTED: 9

Florida Atlantic, 11-14-11 (4-9)

3-PT FG MADE: 1 (6 TIMES)

most recent: Georgia Southern, 12-22-11

3-PT FG ATTEMPTED: 3

Georgia Southern, 12-22-11 (1-3)

FREE THROWS MADE: 3

Florida Atlantic, 11-14-11 (3-4)

FREE THROWS ATTEMPTED: 6

FIU, 12-1-11 (2-6)

REBOUNDS: 7

Florida Atlantic, 11-14-11
South Carolina State, 11-29-11
Towson, 1-14-12

ASSISTS: 4

Towson, 1-14-12

STEALS: 3

Portland, 11-13-11
Georgia Southern, 12-22-11
Drexel, 1-2-12, Towson, 1-14-12

BLOCKS: 1 (FIVE TIMES)

Most recent: Drexel, 1-25-12

MINUTES: 34

Portland, 11-13-11

KIMBRO GAME-BY-GAME

2011-12	MP	FG	3FG	FT	O-D	Rb	As	TO	Bl	St	Pts
@Washington	12	1-2	0-0	0-0	0-0	0	0	1	0	0	2
vs Portland	12	3-4	0-0	3-4	1-1	2	1	1	1	3	9
vs. FAU	*34	4-9	1-2	3-5	5-2	7	0	1	0	2	12
McNeese State	*27	2-3	1-2	0-0	1-3	4	1	2	1	1	5
at Samford	15	0-0	0-0	1-2	0-6	6	0	0	0	1	1
Liberty	11	0-0	0-0	0-0	0-0	0	0	0	0	0	0
at S.C. State	22	3-5	0-1	0-1	4-3	7	3	1	0	1	6
FIU	18	3-5	1-1	2-6	2-2	4	0	1	1	0	9
William&Mary	21	2-4	1-1	0-1	1-5	6	2	0	1	0	5
Rhode Island	12	0-3	0-1	0-0	0-1	1	0	1	0	1	0
at Utah Valley	19	4-5	1-1	0-0	0-0	0	1	4	0	1	9
Ga. Southern	23	5-7	1-3	1-2	0-1	1	3	0	0	3	12
Drexel	11	1-2	0-1	0-0	0-2	2	1	2	0	3	2
at VCU	6	0-2	0-2	0-0	0-0	0	0	1	0	0	0
at Mason	18	3-4	0-0	0-3	1-1	2	0	1	0	0	6
UNCW	17	2-3	0-0	0-0	0-2	2	1	0	0	1	4
Towson	23	1-3	0-1	1-4	1-6	7	4	3	0	3	3
at Northeastern	10	0-3	0-0	0-0	1-1	2	0	1	0	1	0
at Delaware	12	0-2	0-0	0-0	1-1	2	0	0	0	2	0
James Madison	13	0-2	0-1	0-0	0-1	1	1	3	0	1	0
at Drexel	18	1-2	0-0	1-3	1-0	1	0	1	1	1	3
VCU											
at UNCW											
at Hofstra											
Northeastern											
Delaware											
at JMU											
Bracketbusters											
Old Dominion											
at William&Mary											

CAREER STATISTICS

CAA ONLY	G-GS	Min	Avg	FG- FGA	Pct.	3P-3PA	Pct.	FT- FTA	Pct.	O- D	Reb	Avg	Ast	Bl	St	Pts	Avg
2011-12	10- 0	149	14.9	10- 27	0.370	1- 6	0.167	2- 11	0.182	6- 18	24	2.4	8	2	12	23	2.3
ALL GAMES	G-GS	Min	Avg	FG- FGA	Pct.	3P-3PA	Pct.	FT- FTA	Pct.	O- D	Reb	Avg	Ast	Bl	St	Pts	Avg
2011-12	21- 2	354	16.9	35- 70	0.500	6- 17	0.353	12- 31	0.387	19- 37	56	2.7	17	5	25	88	4.2



KEVIN SHAW

Guard
6-2, 170 • Fr.
Louisville, Ky.
Seneca HS

AT GEORGIA STATE:

Third signee of the Ron Hunter era . . . Can play both the point and two-guard positions . . . Able to drive to the hole as well as hit both the mid-range jumper and three-pointer.

2011-12 HIGHLIGHTS:

- Made collegiate debut against Washington, knocking down a three-pointer on his first shot attempt.
- Went 1-of-2 from the free throw line in final minute against Liberty.

CAREER HIGHS

POINTS: 3

Washington, 11-12-11

FIELD GOALS MADE: 1

Washington, 11-12-11 (1-2)

FIELD GOALS ATTEMPTED: 1

Washington, 11-12-11 (1-2)
Florida Atlantic, 11-14-11 (0-1)
South Carolina State, 11-29-11 (0-1)
UNCW, 1-12-12 (0-1)
James Madison, 1-23-12 (0-1)

3-PT FG MADE: 1

Washington, 11-12-11 (1-2)

3-PT FG ATTEMPTED: 1

Washington, 11-12-11 (1-1)
Portland, 11-13-11 (0-1)
Florida Atlantic, 11-14-11 (0-1) UNCW,
1-12-12 (0-1)
James Madison, 1-23-12 (0-1)

FREE THROWS MADE: 1

Liberty, 11-26-11 (1-2)
Rhode Island, 12-10-11 (1-2)

FREE THROWS ATTEMPTED: 2

Rhode Island, 12-10-11 (1-2)
Liberty, 11-26-11 (1-2)

REBOUNDS: 1

Rhode Island, 12-10-11
William & Mary, 12-3-11

MINUTES: 3

Washington, 11-12-11
Florida Atlantic, 11-14-11
South Carolina State, 11-29-11

SHAW GAME-BY-GAME

2011-12	MP	FG	3FG	FT	O-D	Rb	As	TO	Bl	St	Pts
@Washington	3	1-2	1-1	0-0	0-0	0	0	0	0	0	3
vs Portland	2	0-1	0-1	0-0	0-0	0	0	0	0	0	0
vs. FAU	3	0-1	0-1	0-0	0-0	0	0	0	0	0	0
McNeese State			DNP								
at Samford			DNP								
Liberty	1	0-0	0-0	1-2	0-0	0	0	0	0	0	1
at S.C. State	3	0-1	0-1	0-0	0-0	0	0	1	0	0	0
FIU	1	0-0	0-0	0-0	0-0	0	0	0	0	0	0
William&Mary	2	0-1	0-1	0-0	0-1	1	0	0	0	0	0
Rhode Island	1	0-0	0-0	1-2	0-1	1	0	0	0	0	1
at Utah Valley			DNP								
Ga. Southern			DNP								
Drexel			DNP								
at VCU			DNP								
at Mason			DNP								
UNCW	1	0-1	0-1	0-0	0-0	0	0	0	0	0	0
Towson			DNP								
at Northeastern			DNP								
at Delaware			DNP								
James Madison	1	0-1	0-1	0-0	0-0	0	0	0	0	0	0
at Drexel			DNP								
VCU											
at UNCW											
at Hofstra											
Northeastern											
Delaware											
at JMU											
Bracketbusters											
Old Dominion											
at William&Mary											

CAREER STATISTICS

CAA ONLY	G-GS	Min	Avg	FG- FGA	Pct.	3P-3PA	Pct.	FT- FTA	Pct.	O- D	Reb	Avg	Ast	Bl	St	Pts	Avg
2011-12	3- 0	4	1.3	0- 3	0.000	0- 3	0.000	0- 0	0.000	0- 0	0	0.0	0	0	0	0	0.0
ALL GAMES	G-GS	Min	Avg	FG- FGA	Pct.	3P-3PA	Pct.	FT- FTA	Pct.	O- D	Reb	Avg	Ast	Bl	St	Pts	Avg
2011-12	10- 0	18	1.8	1- 8	0.125	1- 7	0.143	2- 4	0.500	0- 1	1	0.1	0	0	0	5	0.5



Game 1: November 12, 2011, 5 p.m.

WASHINGTON 91, GEORGIA STATE 74

Alaska Airlines Arena • Seattle, Wash.

Georgia State opened the Ron Hunter era with a 91-74 loss to Washington on the first day of the World Vision Classic at Alaska Airlines Arena. Sophomore Rashaad Richardson came off the bench to score 21 points, hitting 7-of-10 from behind the arc.

Hunter was making his first regular season appearance on the sidelines for Georgia State after 17 successful seasons at IUPUI.

The Panthers fell to 0-1 with the loss.

Richardson, who played only 105 minutes last season, entered the game about three minutes in and finished with 27, grabbing five rebounds and adding a first half spark.

In limited time, Richardson made just seven field goals during the 2010-11 season. His 70 percent three-point percentage tied for the third highest single-game mark in Georgia State history. The seven three-pointers are tied for sixth most in a single game in school history.

However, the Panthers could not overcome a 14-7 first half foul disadvantage that put several starters into foul trouble, including sophomore Devonta White and senior Eric Buckner who each had three fouls before the break. Three other Panthers picked up two fouls in the first half.

Washington (1-0) used its size advantage to outbounce the Panthers 44-36, scoring 42 points in the paint.

"Honestly, I felt like this was an NCAA Tournament game tonight," continued Hunter. "I think our team is really good. I have coached against a lot of good teams and this might be one of the best I have ever coached against. Our team really competed hard and played the style of basketball that I want to play."

Senior Brandon McGee played a team-high 34 minutes, scoring 17 points and grabbing six rebounds. Senior Josh Micheaux added nine points and a team-high eight rebounds.

C.J. Wilcox led the Huskies with 22 points, going 8-of-12 from the field and 5-of-8 from three-point range. He grabbed six rebounds and dished out three assists, grabbing two of the Huskies six steals.

Darnell Gant added 18 points on 7-of-8 shooting, while Tony Wroten finished with 18, pulling down seven boards.

GEORGIA STATE 74 (0-1)

Player	FG	3P	FT	O	D	Reb	PF	TP	A	TO	Blk	Stl	Min
McGee, f.	7-15	2-7	1-3	3	3	6	1	17	1	0	0	0	34
Micheaux, g.	3-8	0-0	3-4	2	6	8	4	9	3	2	0	2	32
Fields, g.	0-2	0-0	0-0	0	0	2	0	5	3	0	0	0	16
White, g.	3-11	0-4	2-2	0	3	3	4	8	3	5	0	1	31
Ali, g.	3-8	0-3	2-4	0	2	2	8	2	2	1	1	2	23
Shaw	1-2	1-1	0-0	0	0	0	0	3	0	0	0	0	3
Kimbro Jr.	1-2	0-0	0-0	0	0	1	2	0	1	0	0	0	12
Buckner	1-2	0-0	0-2	0	2	5	2	1	0	1	3	0	15
Vincent	2-4	0-0	0-2	2	3	5	1	4	0	0	0	1	7
Richardson	7-14	7-10	0-0	1	4	5	3	21	0	0	0	1	27
Totals	28-68	10-25	8-17	12	24	36	23	74	14	14	4	6	200

FG%	1st: 12-29	41.4%	2nd: 16-39	41.0%	Game: 41.2%
3FG%	1st: 6-11	54.5%	2nd: 4-14	28.6%	Game: 40.0%
FT%	1st: 3-8	37.5%	2nd: 5-9	55.6%	Game: 47.1%

WASHINGTON 91 (1-0)

Player	FG	3P	FT	O	D	Reb	PF	TP	A	TO	Blk	Stl	Min
Gant, f.	7-8	2-3	2-3	1	1	2	1	18	0	0	0	0	22
N'Diaye, c.	2-5	0-0	0-1	1	7	8	3	4	0	3	5	1	19
Gaddy, g.	3-9	0-3	1-3	2	5	7	3	7	6	4	0	1	32
Wilcox, g.	8-12	5-8	1-1	2	4	6	1	22	3	0	0	2	29
Ross, g.	3-7	1-4	4-4	1	3	4	1	11	0	1	1	1	28
Stewart	1-2	1-2	0-0	0	2	2	0	3	1	0	0	0	7
Breuning	0-1	0-1	0-0	0	0	2	0	0	0	0	0	0	10
Wroten	7-14	0-1	4-8	3	4	7	1	18	3	4	0	1	26
Wegner	1-3	1-2	0-0	0	0	0	0	3	0	0	0	0	2
Simmons	0-0	0-0	4-6	0	5	3	4	2	0	0	0	0	16
Kemp Jr.	0-0	0-0	1-2	0	1	1	1	1	0	0	0	0	7
Sherrer	0-1	0-0	0-0	0	0	0	0	0	0	0	0	0	2
Totals	32-62	10-24	17-28	11	33	44	16	91	15	12	6	6	200

FG%	1st: 13-30	43.3%	2nd: 19-32	59.4%	Game: 51.6%
3FG%	1st: 4-11	36.4%	2nd: 6-13	46.2%	Game: 41.7%
FT%	1st: 13-19	68.4%	2nd: 4-9	44.4%	Game: 60.7%

Score by Periods	1st	2nd	Total
Georgia State	33	41	74
Washington	43	48	91
Officials: Ruben Ramos, Rick Batsell, Bill Kennedy	Attendance: 8465		

Game 2: November 13, 2011, 5:30 p.m.

PORTLAND 66, GEORGIA STATE 61

Alaska Airlines Arena • Seattle, Wash.

Cold first-half shooting was too much for Georgia State to overcome as the Panthers fell to Portland 66-61 on Sunday night in the World Vision Classic at Alaska Airlines Arena. Three Panthers scored in double figures, but State managed to shoot just 36.4 percent for the game.

Both teams, playing their second games in less than 24 hours, came out shooting poorly, but Portland was able to recover over the final 30 minutes of the game. Georgia State (0-2) opened the game hitting just 3-of-17 over the first 8:07 and never fully recovered.

"Our team is learning that winning is a process," commented Hunter after the loss. "Last night we lost to a very good Washington team and tonight we lost to a very smart Portland team that won 20 games last season. We have played two teams that know how to win and that is what we are working to build here."

After trailing 11-9, Portland (2-0) built a 27-15 lead off a 14-0 run, finishing the first half shooting 50 percent from the floor and 60 percent from three-point range.

The Panthers bounced back with a 6-1 run to end the half, forcing four straight Pilot turnovers to go into the half down 31-23. Georgia State forced 19 turnovers in the game which led to 22 points.

Georgia State finished the first half shooting just 29.4 percent from the floor, including just 1-of-9 from three-point range.

GSU heated up in the second half, using a pressure defense to force Portland into 11 of its 19 turnovers.

Freshman Tony Kimbro Jr., who finished with nine points on 3-of-4 shooting, including 3-of-4 from the free throw line, cut the Pilots second half lead to 45-41 with a put-back with 10:12 to play.

Following a pair of Kimbro free throws, senior Brandon McGee capped a 9-2 run with a lay-up to tie the game at 47.

McGee finished the game with 14 points and seven rebounds.

Senior Eric Buckner finished the game with 13 points, shooting 6-of-10 from the field and grabbing a team-high eight boards. White scored 12 points and dished out five assists.

GEORGIA STATE 61 (0-2)

Player	FG	3P	FT	O	D	Reb	PF	TP	A	TO	Blk	Stl	Min
Buckner, f.	6-10	0-0	1-2	5	3	8	1	13	0	2	3	1	34
McGee, f.	5-17	3-8	1-2	6	1	7	1	14	1	2	0	0	31
Micheaux, g.	1-9	0-1	0-0	3	0	3	3	2	4	1	0	4	27
White, g.	5-13	0-3	2-3	0	2	4	12	5	1	0	3	39	
Richardson, g.	1-5	1-5	0-0	2	2	4	3	0	1	0	1	1	19
Shaw	0-1	0-1	0-0	0	0	0	0	0	0	0	0	0	2
Kimbro Jr.	3-4	0-0	3-4	1	1	2	9	1	1	1	3	12	
Ali	3-7	1-2	1-2	1	4	5	0	8	0	1	0	3	32
Vincent	0-0	0-0	0-0	0	1	1	0	0	0	3	1	0	4
Totals	24-66	5-20	9-13	19	14	33	15	61	11	12	5	15	200

FG%	1st: 10-34	29.4%	2nd: 14-32	43.8%	Game: 36.4%
3FG%	1st: 1-9	11.1%	2nd: 4-11	36.4%	Game: 25.0%
FT%	1st: 2-2	100.0%	2nd: 6-11	54.5%	Game: 61.5%

PORTLAND 66 (2-0)

Player	FG	3P	FT	O	D	Reb	PF	TP	A	TO	Blk	Stl	Min
Nicholas, f.	3-6	0-1	4-4	3	3	6	3	10	0	1	0	0	24
Barker, c.	2-4	0-0	0-0	1	5	6	0	4	2	2	0	1	18
Douglas, g.	3-8	0-0	6-8	0	5	5	1	12	3	2	0	0	28
Mitrovic, g.	5-10	2-5	1-2	0	6	6	1	13	1	2	0	0	28
Carr, g.	3-6	2-4	0-0	1	0	1	2	8	2	2	0	0	28
Bailey	0-0	0-0	1-2	0	0	0	2	1	0	0	0	0	6
Riley	0-0	0-0	0-0	0	0	0	0	0	0	3	0	0	6
Van Der Mars	2-3	0-0	0-0	1	0	1	1	4	1	1	0	1	22
Rodgers	3-4	0-0	2-2	1	3	4	0	8	1	4	0	1	19
Thieleke	0-0	0-0	0-0	0	0	1	0	0	1	0	1	0	5
Cason	3-5	0-0	0-2	3	3	6	0	6	0	1	0	0	16
Totals	24-46	4-10	14-20	10	25	35	11	66	10	19	0	3	200

FG%	1st: 12-24	50.0%	2nd: 12-22	54.5%	Game: 52.2%
3FG%	1st: 3-5	60.0%	2nd: 1-5	20.0%	Game: 40.0%
FT%	1st: 4-6	66.7%	2nd: 10-14	71.4%	Game: 70.0%

Score by Periods	1st	2nd	Total
Georgia State	23	38	61
Portland	31	35	66
Officials: Ruben Ramos, Scott Twardoski, Rick Batsell	Attendance: 7972		

Game 3: November 14, 2011, 7 p.m.

FLORIDA ATLANTIC 84, GEORGIA STATE 77

Alaska Airlines Arena • Seattle, Wash.

Georgia State could not overcome an 18-point first half deficit as the Panthers fell to Florida Atlantic 84-77 on Monday evening in the final game of the World Vision Classic at Alaska Airlines Arena. Four Panthers finished in double figures, led by senior Eric Buckner who scored 24 and was named to the all-tournament team.

Buckner led the Panthers second half charge, cutting the Owls lead to just five with 1:06 remaining, though the Owls made six straight free throws over the final minute to clinch the victory.

The South Carolina native took over the game in the paint, hitting 12-of-18 for Georgia State (0-3), adding three blocks and three steals in 37 minutes of action.

The reigning Sun Belt Conference Champs, Florida Atlantic (1-2), finished the game shooting 55.1 percent from the field and 60 percent from three-point range, knocking down 15-of-25 from beyond the arc.

The Owls began the game red-hot, hitting 7-of-10 from the field, including 5-of-5 from three-point range to take an early 19-5 lead.

The hot shooting continued as FAU finished the first half shooting 59.3 percent from the field and 73.3 percent from three-point range.

The Owls extended their lead to 18 points with 4:25 remaining in the first half before Buckner scored eight straight Panther points to help cut the deficit to 39-25 going into the half.

FAU's Greg Gantt led the Owls first half charge, scoring 14 points, on 5-of-6 field goals, including four three-pointers. Gantt finished with 17 points and three assists.

Sophomore Devonta White finished with nine points and four assists before fouling out.

Freshman Tony Kimbro Jr., who helped spur a Panther comeback on Sunday night, cut the Owls lead to seven with 11:20 to play off a steal by redshirt-senior Jihad Ali. Kimbro scored 12 points and pulled down seven rebounds, while Ali scored 14 and pulled down five boards.

Senior Josh Micheaux added 11 points and six assists for State, along with two of the Panthers nine steals.

FLORIDA ATLANTIC 84 (1-2)

Player	FG	3P	FT	O	D	Reb	PF	TP	A	TO	Blk	Stl	Min
Penn, f.	2-2	0-0	0-0	1	1	2	2	4	0	1	2	0	26
White, f.	4-12	1-3	1-2	1	2	5	10	0	4	3	1	3	32
Tucker, g.	3-3	1-1	5-5	1	4	5	4	12	10	2	0	0	29
Mavin, g.	1-3	0-0	1-2	1	1	2	0	3	2	1	0	2	13
Gantt, g.	6-9	5-6	0-0	3	3	3	1	17	3	3	1	2	34
Richardson	2-6	1-4	4-4	0	3	3	0	9	2	2	0	0	16
Taylor	2-4	2-4	0-0	1	1	1	1	6	2	0	0	1	11
McCoy	0-0	0-0	0-0	0	1	1	0	1	0	1	0	0	10
Bertone	2-3	2-2	2-3	0	2	2	2	8	0	0	1	0	12
Grier	5-7	3-5	2-2	1	0	1	1	15	0	0	0	0	17
Totals	27-49	15-25	15-18	6	19	25	17	84	19	14	7	6	200

FG%	1st: 16-27
-----	------------



Game 4: November 18, 2011, 7 p.m.

GEORGIA STATE 69, MCNEESE STATE 50

GSU Sports Arena • Atlanta, Ga.

Devonta White scored a career-high 23 points and Georgia State used a dominating second half to defeat McNeese State, 69-50, Friday at the GSU Sports Arena for the first victory under new head coach Ron Hunter.

The Panthers outscored McNeese State 45-28 after the intermission to improve to 1-3 on the season. The Cowboys fell to 1-2.

"It feels great to get that first victory," commented Hunter after the game. "The only thing that feels better is hitting 18-of-19 free throws tonight. I am really happy about the second half.

Josh Micheaux contributed a double-double with 16 points and a career-high 10 rebounds for the Panthers. Jihad Ali also had a career best with 14 rebounds, and James Vincent also reached double figures with 10 boards, along with eight points.

Leading 33-31 with 16 minutes left, the Panthers used a 13-3 run over the next six minutes to build a 46-34 advantage. White keyed the run with a pair of free throws and a three-point play, and Vincent scored four points. During that stretch, GSU held Cowboys scoreless from the 14:38 mark until a basket by Dontae Cannon with 9:11 left.

Cannon scored five straight points, and then a jumper by Jeremie Mitchell pulled the Cowboys within 49-41 with eight minutes to go, but that was the closest McNeese would get as Georgia State answered with the next nine points to put the game out of reach.

The Panthers shot just 38.7 percent from the field but hit 50 percent in the second half and went 18-for-19 from the free throw line. GSU outrebounded the Cowboys, 48-33.

Georgia State's 94.7 free throw percentage tied for the fifth best single-game mark in school history.

After a back-and-forth first half in which neither team reached 35 percent shooting from the field, the Panthers took a 24-22 lead into the locker room, thanks to a three-pointer by Rashaad Richardson with 25 seconds left.

Mitchell and Patrick Richard led McNeese State with 10 points each.

MCNEESE STATE 50 (1-2)

Player	FG	3P	FT	O	D	Reb	PF	TP	A	TO	Blk	Stl	Min
Richard, P., f.	3-8	1-5	3-3	1	1	2	2	10	1	1	0	1	36
Brown, f.	1-7	0-2	0-0	0	3	3	5	2	2	0	1	1	28
Turner, c.	4-9	0-0	1-1	0	6	6	3	9	0	1	1	0	20
Mitchell, g.	4-16	2-11	0-0	1	1	2	2	10	4	2	0	0	33
Cannon, g.	4-13	1-3	0-1	2	8	10	2	9	2	2	0	2	36
Hardy	0-0	0-0	0-0	0	1	1	1	0	0	1	0	0	5
Fields	3-5	1-3	1-2	1	1	2	1	8	0	3	1	0	17
McFerrin	0-2	0-0	0-0	2	1	3	0	0	0	1	0	0	10
Queen	0-0	0-0	0-0	0	0	0	0	0	0	0	0	0	2
Richard, D.	1-2	0-0	0-0	2	2	2	2	2	0	1	1	1	13
Totals	20-62	5-24	5-7	8	25	33	18	50	9	13	4	5	200
FG%	1st: 9-33	27.3%	2nd: 11-29	37.9%	Game: 32.3%								
3FG%	1st: 3-12	25.0%	2nd: 2-12	16.7%	Game: 20.8%								
FT%	1st: 1-1	100.0%	2nd: 4-6	66.7%	Game: 71.4%								

GEORGIA STATE 69 (1-3)

Player	FG	3P	FT	O	D	Reb	PF	TP	A	TO	Blk	Stl	Min
Ali, f.	3-17	0-4	2-2	3	11	14	0	8	2	4	0	1	37
Buckner, f.	2-4	0-0	0-0	1	2	3	1	4	0	1	4	0	26
Micheaux, g.	5-11	0-0	6-6	0	10	10	3	16	3	3	0	3	33
Kimbro Jr, g.	2-3	1-2	0-0	1	3	4	1	5	1	2	1	1	27
White, g.	8-14	1-3	6-7	0	3	3	2	23	2	1	0	1	39
Gamble	0-1	0-0	0-0	0	0	0	0	0	0	1	0	0	0+
Green	0-0	0-0	0-0	0	0	0	0	0	0	0	0	0	0+
Vincent	2-3	0-0	4-4	5	5	10	2	8	0	0	0	1	14
McGee	1-3	0-1	0-0	2	1	3	0	2	1	1	0	0	9
Richardson	1-6	1-4	0-0	1	0	1	2	3	0	0	0	0	15
Totals	24-62	3-14	18-19	13	35	48	11	69	9	13	5	7	200
FG%	1st: 10-34	29.4%	2nd: 14-28	50.0%	Game: 38.7%								
3FG%	1st: 1-9	11.1%	2nd: 2-5	40.0%	Game: 21.4%								
FT%	1st: 3-3	100.0%	2nd: 15-16	93.8%	Game: 94.7%								
Score by Periods	1st	2nd	Total										
McNeese State	22	28	50										
Georgia State	24	45	69										
Officials: Bryon Jarrett, Keith Kimble, Curtis Pierce	Attendance: 1370												

Game 5: November 22, 2011, 7 p.m.

GEORGIA STATE 55, SAMFORD 47

Pete Hanna Center • Birmingham, Ala.

Redshirt-senior Jihad Ali came off the bench to score a team-high 20 points to give Georgia State a 55-47 victory over Samford on Tuesday night at the Pete Hanna Center. The Panthers won for the second straight time and for the first time on the road under first-year head coach Ron Hunter.

Ali hit 7-of-12 from the field, including 3-of-6 from three-point range, finishing just two points shy of a career-high set against George Mason last season.

Senior Josh Micheaux finished just one rebound shy of his second straight double-double, scoring 12 points and pulling down nine rebounds. Micheaux was a perfect 6-of-6 from the free throw line and dished out three assists in 34 minutes.

After Samford (0-3) took a 3-0 lead 1:02 into the game, Georgia State (2-3) never looked back, leading by as many as 13 points with 13:25 to play in the second half.

Sophomore Devonta White, who opened the game with back-to-back three-pointers for the Panthers, finished with 11 points and six assists after scoring a career-high 23 points against McNeese State last Friday night.

Ali, who scored 10 points in the first half, gave GSU a 17-8 lead with 8:56 remaining, forcing Samford to call its first time-out.

Although shooting just 30.0 percent in the first half, Georgia State took a 26-21 lead into the intermission, outrebounding the Bulldogs 25-12 over the first 20 minutes of the game.

The Panthers held Samford scoreless for the first 3:30 of the second half and an Ali three-pointer with 16:13 remaining in the game built the Panthers lead to 10 at 34-24.

John Peterson led Samford with 14 points on 5-of-12 shooting, pulling down three boards and making three treys.

Peterson's three-pointer with 6:18 to play cut the Panthers lead to just six, but Ali responded on the next possession with a three-pointer of his own to increase GSU's lead to nine.

The Bulldogs finished the game shooting just 36.7 percent from the floor and 29.2 percent from three-point range, hitting 7-of-24.

Senior Eric Buckner added six points and eight rebounds for the Panthers, including one block that moved him just two shy of the school's career top 10 list.

In limited time off the bench, junior James Vincent added four points and three rebounds in just 12 minutes.

GEORGIA STATE 55 (2-3)

Player	FG	3P	FT	O	D	Reb	PF	TP	A	TO	Blk	Stl	Min
Buckner, f.	2-6	0-0	2-7	5	3	8	4	6	0	2	1	0	26
Micheaux, g.	3-4	0-0	6-6	1	8	9	3	12	3	5	0	2	34
Fields, g.	0-4	0-1	1-2	0	0	2	1	1	1	0	2	28	
White, g.	4-14	2-8	1-2	2	2	4	0	11	6	1	0	1	36
Richardson	0-5	0-3	0-0	1	1	2	1	0	1	1	0	0	11
Kimbro Jr.	0-0	0-0	1-2	0	6	6	2	1	0	0	0	1	15
Ali	7-12	3-6	3-6	1	5	6	2	20	0	4	0	1	32
Vincent	2-2	0-0	0-0	2	1	3	0	4	0	0	0	0	12
McGee	0-3	0-3	0-0	2	0	2	0	0	0	1	0	1	6
Totals	18-50	5-21	14-25	16	27	43	14	55	11	15	1	8	200
FG%	1st: 9-30	30.0%	2nd: 9-20	45.0%	Game: 36.0%								
3FG%	1st: 3-13	23.1%	2nd: 2-8	25.0%	Game: 23.8%								
FT%	1st: 5-9	55.6%	2nd: 9-16	56.3%	Game: 56.0%								

SAMFORD 47 (0-3)

Player	FG	3P	FT	O	D	Reb	PF	TP	A	TO	Blk	Stl	Min
Peterson, f.	5-12	3-8	1-1	1	2	3	3	14	2	3	0	1	23
Winder, c.	2-6	1-4	1-2	1	1	2	3	6	1	3	0	1	29
Merritt, g.	1-5	0-3	0-2	0	6	6	5	2	3	1	0	0	27
Kelly, g.	1-1	1-1	0-0	0	0	0	3	3	0	1	0	0	16
Cook, g.	3-9	1-4	0-0	0	4	4	3	7	1	0	0	1	29
Hayman	2-2	0-0	0-1	1	0	1	0	4	0	0	0	0	4
Johnson	0-0	0-0	0-0	0	0	2	0	1	2	0	0	1	17
Friday	2-2	0-0	0-0	1	1	2	0	4	0	0	0	0	9
McNeil	2-10	1-4	2-2	2	3	5	2	7	7	3	0	3	28
Barnes	0-1	0-0	0-0	0	1	1	0	0	0	0	0	0	4
Hood	0-1	0-0	0-0	1	1	0	0	0	0	0	0	0	4
Totals	18-49	7-24	4-8	7	20	27	21	47	15	13	0	7	200
FG%	1st: 8-21	38.1%	2nd: 10-28	35.7%	Game: 36.7%								
3FG%	1st: 4-9	44.4%	2nd: 3-15	20.0%	Game: 29.2%								
FT%	1st: 1-3	33.3%	2nd: 3-5	60.0%	Game: 50.0%								
Score by Periods	1st	2nd	Total										
Georgia State	26	29	55										
Samford	21	26	47										
Officials: Tony Greene, William Humes, Keith Fogleman	Attendance: 482												

Game 6: November 26, 2011, 7:30 p.m.

GEORGIA STATE 72, LIBERTY 50

GSU Sports Arena • Atlanta, Ga.

Jihad Ali scored 14 of his 16 points in the second half to lead Georgia State to its third straight win, 72-50, over Liberty Saturday at the GSU Sports Arena.

Ali, the senior from Atlanta, went six-for-six from the floor, including four three-pointers, for the Panthers, who evened their record at 3-3. He has come off the bench in each of the last two games and scored 36 points.

Sophomore Devonta White added 15 points, and Eric Buckner blocked a career-high seven shots, to go along with nine points and seven rebounds.

Buckner's seven blocks tied for the second most in single game history, trailing only Sylvester Morgan's nine against Mercer on Jan. 23, 2005. In just his second season, Buckner moved into Georgia State's career top 10 list in blocks as well and now has 70, eighth most in school history.

Senior Josh Micheaux added seven points and 10 rebounds along with five assists in 31 minutes. Micheaux's streak of 13 straight made free throws came to an end three minutes into the game, though he still finished 5-of-7 from the line.

Georgia State opened the game in dominating fashion as White's lay-up 5:26 into the game gave GSU a 9-2 lead.

Junior James Vincent extended the lead to 10 at 18-8 with a dunk just under eight minutes in as the Panthers never trailed, pushing the first half lead to as much as 12.

Vincent finished the game with five points and three rebounds in 16 minutes off the bench.

Liberty (2-5) trailed 37-28 at halftime shooting 34.5 percent from the floor and 0-4 from three-point range.

A jumper by Jesse Sanders cut the Panthers lead to just 47-45 with 8:34 to play, but that is as close as the Flames got.

Ali hit three treys over a three-minute stretch, including on back-to-back trips down the court as the Panthers finished the final 7:09 of the game on a 19-3 run.

Georgia State shot 48 percent from the floor and hit 8-of-19 from three-point range, while outrebounding Liberty 38-34.

Taveres Speaks led Liberty with 16 points and six rebounds, while Sanders added 14 points and seven boards.

LIBERTY 50 (2-5)

Player	FG	3P	FT	O	D	Reb	PF	TP	A	TO	Blk	Stl	Min
Burrus, f.	2-6	0-0	0-0	0	0	0	2	4	0	1	2	1	31
Phillips, g.	0-2	0-0	0-0	1	3	4	3	0	4	1	0	0	20
Minaya, g.	2-9	0-3	0-0	2	2	3	4	1	0	0	0	0	23
Speaks, g.	7-16	0-0	2-3	3	3	6	2	16	1	2	0	2	32
Sanders, J., g.	4-10	1-1	5-7	2	5	7	3	14	3	3	0	3	35
Assnesi	0-0	0-0	0-0	0	0	0	0	0	0	1	0	0	2
Smith	0-0	0-0	0-0	0	0	0	0	0	0	0	0	0	3
Layor	0-3	0-03	0-0	0	1	2	0	0	0	0	0	0	5
Vander Pol	2-3	0-0	1-1	1	3	4	1	5	0	0	1	1	8
Gledman	0-1	0-0	0-0	1	0	1	0	1	0	0	0	0	6
Baird	0-2	0-1	2-4	0	2	2	1	2	1	2	0	0	8
Sanders, John	2-7	0-3	1-2	1	1	2	1	5	1	1	0	0	27
Totals	19-59	1-11	11-17	13	21	34	19	50	11	11	3	7	200
FG%	1st: 10-29	34.5%	2nd: 9-30	30.0%	Game: 32.2%								
3FG%	1st: 0-4	0.0%	2nd: 1-7	14.3%	Game								



Game 10: December 10, 2011, 2 p.m.

GEORGIA STATE 96, RHODE ISLAND 64

GSU Sports Arena • Atlanta, Ga.

Devonta White scored 20 points and Brandon McGee added 18 off the bench to lead Georgia State to its seventh straight victory, 96-64, over Rhode Island. The Panthers' (7-3) winning streak is now just one shy of the school record.

GSU has won as many as seven in a row five other times, most recently twice during the 2003-04 season. The school record is an eight-game streak by the Panthers' 2001 NCAA Tournament team, coached by Charles "Lefty" Driesell. Georgia State's 7-3 start under first-year head coach Ron Hunter is the team's best since that 2000-01 team started 11-1.

Rhode Island dropped its sixth straight to fall to 1-9 on the season.

Georgia State's 96 points are the most by a Panther team since a 99-72 win over Delaware to open the 2005-06 season. Four Panthers reached double figures as Eric Buckner contributed 15 points and nine rebounds, and James Fields added 15 points, along with nine assists, which ties his career best, and three steals. It was the 100th game of Fields career at Georgia State.

White, the sophomore point guard from Alpharetta, Ga., also had five assists and three steals while keying Georgia State's fast-paced attack, which produced 32 fast break points but just nine turnovers. White shot 8-of-13 from the floor and 2-of-2 from the line.

Buckner finished the game 6-of-7 from the floor and added two blocks. He now has 83 in his career and is just one shy of Sylvester Morgan for fifth on the school's all-time list.

McGee's third three-pointer extended the Panthers lead to 35-20 with 6:17 to play in the first half. The senior finished 6-of-7 from the floor, including 4-of-5 from three-point range in 20 minutes of action.

The Panthers led 46-33 at the intermission in part to shooting 53 percent from the floor and committing just one turnover.

Georgia State used a late 9-0 run in the middle of the second half to push the lead to 67-41 with 11:50 to play. State led by as much as 36 with 5:30 to play after a lay-up by McGee.

The Panthers finished the game shooting a season-high 54.8 percent, knocking down 20-of-26 from the free throw line. GSU swiped 11 steals, while turning the ball over just nine times.

RHODE ISLAND 64 (1-9)

Player	FG	3P	FT	O	D	Reb	PF	TP	A	To	Blk	Stl	Min
Harris, f.....	1-1	0-0	4-5	1	0	1	3	6	1	1	1	0	13
Outerbridge, f....	6-10	0-1	1-2	1	3	4	3	13	1	1	1	0	21
Wilson, g.....	7-17	2-6	4-5	0	1	1	1	20	3	3	1	2	37
Buchanan, g.....	1-2	0-1	0-0	0	3	3	0	2	2	1	0	1	18
Malhoit, g.....	0-1	0-0	0-0	0	3	3	1	0	2	0	0	0	8
Powell.....	1-7	1-6	0-0	0	1	1	2	3	1	2	0	0	21
McKoy.....	3-5	0-1	1-2	2	3	5	2	7	1	0	0	0	25
Shengelia.....	1-1	0-0	2-2	0	0	0	1	4	0	2	1	0	11
Vedder.....	0-1	0-0	0-0	0	3	3	0	0	0	0	0	0	8
Malesovic.....	2-5	0-1	0-0	0	2	2	3	4	1	3	0	0	18
Holton.....	2-5	0-2	1-1	1	5	6	3	5	1	3	1	2	20
Totals.....	24-55	3-19	13-17	8	24	32	19	64	13	16	5	5	200

FG%	1st: 12-24	50.0%	2nd: 12-31	38.7%	Game: 43.6%
3FG%	1st: 1-7	14.3%	2nd: 2-12	16.7%	Game: 15.8%
FT%	1st: 8-9	88.9%	2nd: 5-8	62.5%	Game: 76.5%

GEORGIA STATE 96 (7-3)

Player	FG	3P	FT	O	D	Reb	PF	TP	A	To	Blk	Stl	Min
Micheaux, f.....	1-1	1-1	5-6	1	4	5	0	8	1	2	0	0	20
Buckner, f.....	6-7	0-0	3-5	2	7	9	3	15	0	1	2	1	30
Fields, g.....	6-9	0-0	3-4	0	2	2	4	15	9	0	0	3	29
White, g.....	8-13	2-6	2-2	2	1	3	2	20	5	1	0	3	36
Richardson, g.....	2-5	0-3	1-2	0	2	2	0	5	0	3	0	1	14
Shaw.....	0-0	0-0	1-2	0	1	1	0	1	0	0	0	0	1
Kimbro Jr.....	0-3	0-1	1-2	0	1	1	0	1	0	1	0	1	12
Ali.....	2-10	1-4	1-1	0	3	3	3	6	2	0	0	0	25
Gamble.....	1-2	0-0	0-0	0	1	1	0	2	0	0	0	0	1
Green, R.....	0-0	0-0	0-0	0	0	0	0	0	0	0	0	0	1
Vincent.....	2-5	0-0	2-2	3	0	3	1	6	0	0	1	0	9
McGee.....	6-7	4-5	2-2	0	1	1	0	18	1	1	1	2	20
Green, J.....	0-0	0-0	0-0	0	1	1	0	0	1	0	0	0	1
Taylor.....	0-0	0-0	0-0	0	0	0	0	0	0	0	0	0	1
Totals.....	34-62	8-20	20-26	9	24	33	14	96	19	9	4	11	200

FG%	1st: 16-30	53.3%	2nd: 18-32	56.3%	Game: 54.8%
3FG%	1st: 6-13	46.2%	2nd: 2-7	28.6%	Game: 40.0%
FT%	1st: 8-10	80.0%	2nd: 12-16	75.0%	Game: 76.7%

Score by Periods.....	1st	2nd	Total
Rhode Island.....	33	31	64
Georgia State.....	46	50	96

Officials: Ron Tymburski, Alvin Cox, John Gwynn

Attendance: 946

Game 11: December 17, 2011, 9 p.m.

GEORGIA STATE 71, UTAH VALLEY 68

UCCU Center • Orem, Utah

Devonta White scored 17 points, and Jihad Ali added 16 points, nine rebounds and a game-clinching steal to give Georgia State its eighth straight victory, 71-68 at Utah Valley Saturday night at the UCCU Center. The Panthers' eighth consecutive win ties the GSU record, originally set by Charles "Lefty" Driesell's 2000-01 NCAA Tournament team.

Georgia State (8-3) was clinging to a three-point lead with less than 10 seconds to play when Ali came up with a loose ball to seal the victory.

Ali was just shy of a double-double, pulling down nine rebounds on 6-12 shooting, with a pair of three-pointers. He added three steals, three blocks and two assists.

Georgia State improved to 3-1 on the road and is off to its best start since beginning the 2000-01 season 11-1, which ended with the Panthers in the NCAA Tournament.

Utah Valley (6-6) lost for the first time at home this season after winning six straight to begin the season.

After struggling from the free throw line for the first 35 minutes of the game, the Panthers hit 8-of-12 down the stretch which secured the victory.

Micheaux scored 12 points and added eight rebounds, hitting 4-of-7 from the floor with three steals and two assists. Senior Eric Buckner finished with 10 points and seven rebounds, hitting 3-of-4 from the field.

Utah Valley's Isiah Williams led the Wolverines to an early 9-2 lead, hitting a trio of three-pointers, but State held him in-check the rest of the game. Williams finished with 12 points, but hit just 4-of-15 from the floor and missed eight straight three-pointers after making his first three.

Trailing 35-26, Georgia State finished the first half on a 10-0 run, holding the Wolverines scoreless over the final 3:21. Buckner started the run with a made free throw. Tony Kimbro Jr., who scored seven in the first half added a basket, followed by a three-pointer and lay-up by Ali to cut the deficit to one. Micheaux drove the lane and made the basket while being fouled with 4.4 seconds left to give the Panthers their only lead of the half, 36-35.

The Panthers pushed the run to 17-2 four minutes into the second half to take a 43-37 lead and never again trailed. Ali's three-pointer from the corner with 6:03 to play pushed the Panthers lead to 61-53.

Geddes Robinson added 16 points and 17 rebounds for the Wolverines, while Holton Hunsaker scored 14 points, including a perfect 5-of-5 from the free throw line.

GEORGIA STATE 71 (8-3)

Player	FG	3P	FT	O	D	Reb	PF	TP	A	To	Blk	Stl	Min
Buckner, f.....	3-4	0-0	4-7	2	5	7	4	10	0	0	0	1	31
Micheaux, f.....	4-7	0-1	4-7	0	8	8	3	12	2	2	0	3	33
Fields, g.....	2-2	0-0	3-6	1	3	4	7	1	3	0	2	29	
White, g.....	6-15	2-6	3-4	1	1	2	3	17	3	2	0	2	33
Richardson, g.....	0-2	0-1	0-0	0	0	0	0	1	0	0	0	7	
Kimbro Jr.....	4-5	1-1	0-0	0	0	0	3	9	1	4	0	1	19
Ali.....	6-12	2-3	2-4	2	7	9	3	16	2	0	3	3	33
Vincent.....	0-1	0-0	0-0	0	0	0	2	0	0	1	1	0	9
McGee.....	0-3	0-2	0-0	0	0	0	0	0	0	0	1	0	6
Totals.....	25-51	5-14	16-28	7	25	32	22	7	1	10	12	5	200

FG%	1st: 14-27	51.9%	2nd: 11-24	45.8%	Game: 49.0%
3FG%	1st: 3-9	33.3%	2nd: 2-5	40.0%	Game: 35.7%
FT%	1st: 5-9	55.6%	2nd: 11-19	57.9%	Game: 57.1%

UTAH VALLEY 68 (6-6)

Player	FG	3P	FT	O	D	Reb	PF	TP	A	To	Blk	Stl	Min
Robinson, f.....	5-9	0-0	6-10	8	9	17	3	16	0	1	0	1	28
Thompson, f.....	0-1	0-0	0-0	1	4	5	2	0	2	2	1	0	15
Aird, c.....	2-5	0-0	2-4	0	4	4	5	6	1	2	0	2	25
Williams, g.....	4-15	3-11	1-4	1	3	4	2	12	5	8	0	0	38
Hunsaker, g.....	3-10	3-6	5-5	0	0	0	2	14	3	3	0	0	31
Enos.....	1-4	1-3	0-0	0	0	0	2	3	1	0	0	0	21
Woods.....	3-5	0-0	0-0	0	1	1	2	6	1	1	0	1	9
Hubbard.....	1-1	0-0	0-0	1	4	5	0	2	0	0	0	0	13
Brown.....	1-3	1-3	4-4	1	1	2	2	7	0	0	0	0	15
Fannon.....	1-1	0-0	0-0	1	1	2	0	2	0	0	0	0	5
Totals.....	21-54	8-23	18-27	13	27	40	20	68	13	17	1	4	200

FG%	1st: 12-28	42.9%	2nd: 9-26	34.6%	Game: 38.9%
3FG%	1st: 4-11	36.4%	2nd: 4-12	33.3%	Game: 34.8%
FT%	1st: 7-10	70.0%	2nd: 11-17	64.7%	Game: 66.7%

Score by Periods.....	1st	2nd	Total
Georgia State.....	36	35	71
Utah Valley.....	35	33	68

Officials: Duane Allen, Ruben Ramos, Mike Giarratano

Attendance: 3088

Game 12: December 22, 2011, 7 p.m.

GEORGIA STATE 72, GEORGIA SOUTHERN 52

GSU Sports Arena • Atlanta, Ga.

James Fields scored a career-high 18 points to lead Georgia State to its school-record ninth straight victory in dominating fashion, 72-52 over Georgia Southern Thursday at the GSU Sports Arena.

The nine-game winning streak by the Panthers (9-3) surpasses the school's previous high of eight in a row, set by Georgia State's 2000-01 NCAA Tournament team coached by Charles "Lefty" Driesell.

Devonta White added 17 points and four steals, and three other Panthers were in double figures, including Eric Buckner with 13 points, eight rebounds and two blocks. Georgia State forced 26 turnovers by Georgia Southern (3-7).

Fields shot 7-of-11 from the floor, including 2-of-2 from three-point range while dishing out five assists and four steals after being named to the Bob Cousy Collegiate Point Guard of the Year Award Watch List on Monday.

Georgia State is off to its best start since the 2000-01 season in which the Panthers began the year 11-1. The Panthers improved to 6-0 at home this season.

Leading 10-8 early in the first half, Georgia State opened the game with a 17-4 run over an eight-minute stretch to build a 27-12 lead.

The Panthers held the lead 36-23 at halftime and continued to build the lead in the second half.

After Georgia Southern's Ben Drayton cut the lead to seven with 16:58 to play in the second half, Georgia State responded with an 8-0 run, capped by a Fields jumper to push the lead to 44-29.

The Eagles made one final run at State, as Tre Bussey's three-pointer with 12:57 to play cut the Panthers lead to 10.

State responded with a 14-0 run, capped by another Fields lay-up to with 10:08 to play as the Panthers took at 60-36 lead, a margin they would later build to 27 with 5:55 to play.

Freshman Tony Kimbro Jr. came off the bench to score 12 points on 5-of-7 shooting, while redshirt-senior Jihad Ali added 10 points and six rebounds, to go along with three assists and three steals.

With his two blocks, Buckner moved into fifth place on Georgia State's all-time blocks list with 85, surpassing Sylvester Morgan.

Drayton led the Eagles with 11 points and four rebounds, while Bussey came off the bench to score 10 points.

Georgia State came away with 26 points off 26 Georgia Southern turnovers, finishing the game with 14 steals.

GEORGIA SOUTHERN 52 (3-7)

Player	FG	3P	FT	O	D	Reb	PF	TP	A	To	Blk	Stl	Min
Baskerville, f.....	3-3	0-0	2-2	0	2	2	0	8	2	3	0	1	19
Drayton, g.....	4-8	1-1	2-3	1	3	4	3	11	3	4	0	0	34
Ferguson, g.....	2-5	0-0	1-2	0	5	5	4	5	3	4	0	0	23
Hewitt, g.....	2-8	2-5	0-0	0	2	2	1	6	1	2	0	2	30
Powers, g.....	3-9	2-4	0-0	0	3	3	2	8	4</				



Game 13: January 2, 2012, 7 p.m.

GEORGIA STATE 58, DREXEL 44

GSU Sports Arena • Atlanta, Ga.

Devonta White scored 15 points as Georgia State extended its school-record winning streak to 10 straight games with a 59-44 victory over Drexel in a Colonial Athletic Association game Monday at the GSU Sports Arena.

Georgia State's winning streak now equals the seventh longest in the nation, and at 10-3, the Panthers (10-3, 2-0 CAA) are off to their best start since 2000-01.

Drexel (8-5, 0-2) had its six-game winning streak snapped.

Georgia State shot just 33 percent from the field, but the Panthers held Drexel to 32 percent and forced 25 turnovers, which they converted into 23 points. In a physical game, GSU cashed in at the free throw line, hitting 27 of 31 from the charity stripe. The 87.1 free throw percentage was the best in a CAA game in school history.

State hit its first 11 free throws. The 27 made attempts is the most in a CAA game and fell just shy of the school's top 10 list.

"I am proud of our guys tonight," commented head coach Ron Hunter. "We played really well on the defensive end and were excellent at the free throw line. We had not shot well at the free throw line this year, but tonight we made the shots when we needed them."

Eric Buckner collected 11 points, six rebounds and two blocks for Georgia State, while Jihad Ali and James Fields added 10 points each. Ali also contributed four rebounds, three blocks and a steal.

Leading just 18-17 with three minutes to play in the first half, Georgia State scored eight straight points, all on free throws, to build its largest lead of the half. The Panthers took a 26-18 advantage into the locker room.

Georgia State held Drexel without a field goal for a five-minute stretch, giving up just one free throw. Josh Micheaux's lay-up and free throw capped the 11-1 run and gave the Panthers a 29-18 lead with 18:43 in the game.

Drexel pulled within 37-30 on a layup by Fouch, but Ali answered with tough basket in the paint. Then at the other end Buckner stuffed a shot, and Ali grabbed the rebound and flung it down court to White, who laid it in for 41-30 lead. Fouch made another bucket to cut the Drexel deficit to nine, but after White hit a pair of free throws to put GSU ahead 42-32, the Panthers' lead never fell below double figures the rest of the game.

White used a five-point run of his own, capped by a three-pointer to push GSU's lead to 50-35 with 6:36 to play.

Chris Fouch led Drexel with 18 points.

DREXEL 44 (8-5, 0-2)

Player	FG	3P	FT	O	D	Reb	PF	TP	A	TO	Blk	Stl	Min
McCoy, f.....	0-2	0-0	0-0	1	2	3	2	0	0	0	0	0	14
Givens, f.....	2-7	0-0	0-0	6	5	11	2	4	0	6	1	3	37
Massenat, g.....	2-9	2-6	3-4	0	2	2	5	9	2	4	1	2	29
Lee, g.....	1-4	1-4	0-0	4	4	3	3	1	4	0	0	0	27
Thomas, g.....	0-3	0-2	1-2	1	0	1	1	1	0	5	0	2	20
Abif.....	0-0	0-0	0-0	1	1	0	0	0	0	0	0	0	1
Younger.....	1-2	0-0	0-0	1	1	1	2	0	2	0	0	0	12
Fouch.....	6-15	2-8	4-6	0	4	4	4	18	1	2	1	1	33
Ruffin.....	3-5	0-0	1-2	4	3	7	4	7	1	1	0	0	27
Totals.....	15-47	5-20	9-14	13	24	37	22	44	5	25	3	8	200

FG%	1st: 6-24	25.0%	2nd: 9-23	39.1%	Game: 31.9%
3FG%	1st: 3-12	25.0%	2nd: 2-8	25.0%	Game: 25.0%
FT%	1st: 3-6	50.0%	2nd: 6-8	75.0%	Game: 64.3%

GEORGIA STATE 58 (10-3, 2-0)

Player	FG	3P	FT	O	D	Reb	PF	TP	A	TO	Blk	Stl	Min
Micheaux, f.....	1-4	0-0	2-4	1	5	6	3	4	1	5	0	2	32
Ali, f.....	2-6	0-1	6-6	1	3	4	2	10	0	2	3	1	34
Buckner, f.....	4-8	0-0	3-4	1	5	6	3	11	1	1	2	0	33
Fields, g.....	1-6	0-2	8-8	0	3	3	3	10	1	2	0	2	33
White, g.....	4-11	1-6	6-7	0	0	1	15	0	1	0	2	34	
Kimbro, Jr.....	1-2	0-1	0-0	0	2	2	1	2	1	2	0	3	11
Vincent.....	1-2	0-0	0-0	0	1	1	2	0	0	0	1	7	
McGee.....	1-5	0-3	2-2	1	1	2	0	4	2	0	0	2	13
Richardson.....	0-1	0-0	0-0	0	0	1	0	0	0	0	0	0	3
Totals.....	15-45	1-12	27-31	6	21	27	15	58	6	13	5	13	200

FG%	1st: 8-23	34.8%	2nd: 7-22	31.8%	Game: 33.3%
3FG%	1st: 0-8	0.0%	2nd: 1-4	25.0%	Game: 8.3%
FT%	1st: 10-10	100.0%	2nd: 17-21	81.0%	Game: 87.1%

Score by Periods	1st	2nd	Total
Drexel	18	26	44
Georgia State	26	32	58

Officials: Les Jones, James Baker, Gene Steratore

Attendance: 872

Game 14: January 4, 2012, 7 p.m.

GEORGIA STATE 55, VCU 53

Siegel Center • Richmond, Va.

Jihad Ali scored 17 points and grabbed 11 rebounds to lead Georgia State to its school-record 11th straight victory, 55-53, at VCU Wednesday at the Siegel Center.

The Panthers (11-3, 3-0 CAA), who snapped VCU's eight-game winning streak, led by nine points with just over two minutes to play but had to withstand a furious Rams' comeback and survive a final three-point attempt by Darius Theus in the waning seconds.

The win is Georgia State's first at VCU and marks the Panthers' second win against the Rams in the last three tries. The Panthers winning streak was tied for the seventh longest in the nation entering the evening.

Sophomore Devonta White added 14 points, including a pair of key second half three-pointers to spur the first-place Panthers. Senior Josh Micheaux added eight points, six rebounds, four assists, three blocks and two steals in 37 minutes.

VCU (11-4, 2-1 CAA) was held to just 27.1 percent from the floor. It was the sixth lowest opponent shooting percentage against Georgia State since 1999. Bradford Burgess and Rob Bradenburg combined to hit just 1-of-25 from the floor.

The Panthers took control of the game early. A mid-court steal and lay-up by senior Josh Micheaux gave GSU an early 10-5 lead with 11:57 to play in the first half, causing VCU to call its first time-out.

Following a put back by junior James Vincent that extended the lead to 12-5, VCU responded with an 8-0 run to take a 13-12 lead with just under eight minutes to play in the half. It was the Rams only lead of the game.

Ali heated up late in the half, scoring seven straight Panther points as Georgia State built a 23-18 lead with 4:45 to play in the half. State went into halftime leading 28-25.

The Panthers continued to build a lead in the second as White's jumper with 16:27 to play pushed GSU's lead to 36-27. Georgia State held VCU without a field goal for nearly seven minutes, allowing the Rams just seven free throws.

White's second three-pointer gave GSU a 46-39 lead with 7:46.

A pair of James Fields free throws gave the Panthers a nine-point lead with 7:11 to play, their biggest of the game. Fields finished with six points, hitting 4-of-5 from the line.

Troy Daniels three-point with 1:31 to play cut State's lead to three with at 53-50.

On Monday, Georgia State started a stretch of three games in six days against the top three teams in the CAA preseason poll. The Panthers ended Drexel's six-game winning streak with a 58-44 victory, before ending the Rams streak tonight.

GEORGIA STATE 55 (11-3, 3-0)

Player	FG	3P	FT	O	D	Reb	PF	TP	A	TO	Blk	Stl	Min
Micheaux, f.....	4-8	0-0	0-0	1	5	6	2	8	4	2	3	2	37
Fields, g.....	1-7	0-1	4-5	1	3	4	1	6	1	2	0	0	37
White, g.....	5-11	2-4	2-4	0	3	3	4	14	3	3	1	0	36
Ali, g.....	7-16	2-4	1-1	0	11	11	0	17	0	1	0	2	39
Buckner, f.....	4-6	0-0	0-2	3	1	4	4	8	1	3	3	0	29
Kimbro, Jr.....	0-2	0-0	0-0	0	0	0	2	0	0	1	0	0	6
Vincent.....	1-1	0-0	0-0	1	0	1	4	2	0	0	0	0	11
McGee.....	0-1	0-1	0-0	0	2	2	0	0	0	0	0	0	4
Richardson.....	0-1	0-0	0-0	0	0	0	0	0	1	0	0	1	0
Totals.....	22-53	4-13	7-12	7	29	36	17	55	9	13	7	4	200

FG%	1st: 12-28	42.9%	2nd: 10-25	40.0%	Game: 41.5%
3FG%	1st: 1-9	11.1%	2nd: 3-4	75.0%	Game: 30.8%
FT%	1st: 3-3	100.0%	2nd: 4-9	44.4%	Game: 58.3%

VCU 53 (11-4, 2-1)

Player	FG	3P	FT	O	D	Reb	PF	TP	A	TO	Blk	Stl	Min
Theus, g.....	2-6	0-2	3-4	0	2	2	2	7	3	3	0	1	35
Brandenberg, g.....	0-10	0-5	6-6	3	3	6	2	6	2	1	1	1	35
Reddic, f.....	3-10	0-0	3-5	4	6	10	1	9	0	3	0	2	34
Burgess, f.....	1-15	1-7	2-2	4	6	10	2	5	1	0	1	0	35
Haley, g.....	1-2	0-0	0-0	1	2	3	0	2	0	0	1	1	12
Weber.....	2-4	0-0	1-2	0	4	4	4	5	1	1	0	1	18
Okerefor.....	0-0	0-0	0-0	0	0	0	0	0	0	0	0	1	0+
Graham.....	2-3	0-1	0-0	2	2	4	1	4	0	2	0	0	12
Daniels.....	5-9	5-8	0-2	0	2	2	4	15	0	0	0	3	19
Totals.....	16-59	6-23	15-21	16	27	43	16	53	7	10	3	10	200

FG%	1st: 9-18	32.1%	2nd: 7-31	22.6%	Game: 27.1%
3FG%	1st: 1-10	10.0%	2nd: 5-13	38.5%	Game: 26.1%
FT%	1st: 6-10	60.0%	2nd: 9-11	81.8%	Game: 71.4%

Score by Periods	1st	2nd	Total
Georgia State	28	27	55
VCU	25	28	53

Officials: Tim Kelly, Ray Perone, Clarence Armstrong

Attendance: 7617

Game 15: January 7, 2012, 7 p.m.

GEORGE MASON 61, GEORGIA STATE 58

Patriot Center • Fairfax, Va.

Georgia State had its 11-game winning streak snapped at George Mason, which earned a 61-58 victory over the Panthers Saturday night at the Patriot Center. The Panthers entered the evening tied with the fifth longest winning streak in the country.

With the win, George Mason moved into sole possession of first place in the Colonial Athletic Association at 12-4, 4-0 in the CAA, while Georgia State fell to 11-4, 3-1 CAA.

Jihad Ali led Georgia State with 19 points, including 12 in the second half, but the Panthers were never able to fully overcome an eight-point halftime deficit.

Mike Morrison paced Paul Hewitt's Patriots with 14 points and 15 rebounds, while Vertrail Vaughns added 17 points and five rebounds.

After Vaughns opened the game with a three-pointer, Ali scored seven straight points to give State an early 7-3 lead. The Panthers stout defense held the Patriots without a field goal for nearly four minutes while building their biggest lead of the game.

The two teams fought back-and-forth, with six lead changes and 10 ties in the game.

Morrison's dunk capped a late first half 8-0 run for Mason, building the Patriots lead to 26-21 with 4:33 left in the first half, causing Hunter to call his first time out.

George Mason continued its run, finishing the first half on a 13-2 run to take a 31-23 lead at halftime. The Panthers scored just one basket over the final 7:14 of the half.

The Panthers came out strong to start the second half, using an 8-0 run of their own to tie the game 31-31. Georgia State held the Patriots without a basket for nearly eight minutes between the end of the first half and the first 5:15 of the second half.

As Hunter eluded to in his post-game press conference, the run took nearly everything out of State, as the Patriots responded with an 11-3 run to take a 42-34 lead.

The Panthers potent defense, which forced 19 turnovers, kept Mason on its toes all-night and led to one last GSU run. Senior James Fields' three-pointer from the corner capped a 13-4 run to give State a 47-46 lead with 4:58 to go in the game. It was Fields' second straight basket as he finished with 10 points and five assists before fouling out.

State trailed by just one, 52-51, with 1:29 to play, but Morrison's lay-up and a pair of Ryan Pearson free throws allowed the Patriots to pull away. Pearson, the reigning CAA Player of the Week, finished 0-4 from the floor, but 10-of-10 from the free throw line, adding six boards.

GEORGIA STATE 58 (11-4, 3-1)

Player	FG	3P	FT	O	D	Reb	PF	TP	A	TO	Blk	Stl	Min
Micheaux, f.....	0-2	0-0	3-4	1	6	7	5	3	3	4	1	3	33
Ali, f.....	6-14	2-2	5-5	0	2	2	4	19	0	2	1	4	40
Buckner, f.....	5-9	0-0	1-2	4	2	6	3	11	0	3	1	0	36
Fields, g.....	4-10	1-1	1-3	0	3	3	5	10	4	3	0	2	34
White, g.....	3-13	1-5	0-0	1	2	3	3	7	3	3	0	1	31
Kimbro Jr.....	3-4	0-0	0-3	1	1	2	1	6	0	1	0	0	18
Vincent.....	1-2	0-0	0-0	1	1	2	0	2	0	0	0	0	5
McGee.....	0-2	0-2	0-0	1	1	1	0	0	0	0	0	0	2
Richardson.....	0-0	0-0	0-0	0	0	0	0	0	0	0	0	0	1
Totals.....	22-56	4-10	10-17	12	20	32	22	58	11	14	4	7	200

FG%	1st: 11-30	36.7%	2nd: 11-26	42.3%	Game: 39.3%
3FG%					

Georgia State Men's Basketball Notes (page 41)



Game 16: January 12, 2012, 7 p.m.

GEORGIA STATE 75, UNCW 61

GSU Sports Arena • Atlanta, Ga.

On a night when Georgia State head coach Ron Hunter coached in his bare feet in support of charity, his Panthers knocked off Colonial Athletic Association foe UNCW, 75-61, before a season-best crowd of 2,698 at the GSU Sports Arena.

James Fields scored a career-high 21 points, 16 of them in the second half, and grabbed seven steals as Georgia State won for the 12th time in its last 13 games and improved to 12-4, 4-1 in the CAA.

Hunter, Georgia State's first-year head coach, has coached a game in bare feet each of the last five seasons in support of Samaritan's Feet, an organization that provides shoes to underprivileged children around the world.

Fields, whose seven steals are one shy of the school record, was one of four Panthers in double figures as Jihad Ali and Devonta White scored 13 points each and Eric Buckner added 11 points, along with six rebounds and five blocked shots.

Richardson finished the game with seven points, including a clutch three-pointer late in the game.

In a game that featured 13 lead changes and seven ties over the first 30 minutes, Fields gave Georgia State the lead for good with a pair of free throws that put GSU ahead 48-46 with 10:12 left. That began an 11-1 run for the Panthers as Fields followed with a steal and layup for a four-point advantage. Buckner's dunk, off a feed from Josh Micheaux, pushed GSU's lead to 52-46. A three-pointer by White and then a dunk by Tony Kimbro Jr., put the Panthers ahead 57-47 with 7:19 left.

After UNCW's Adam Smith hit a jumper to cut the Seahawks' deficit to 57-49, GSU reeled off six straight points, punctuated by Fields' layup, to build its lead to 63-49 with 5:08 to play.

The Panthers started slow in the first half, as the Seahawks opened a quick 5-0 lead. GSU responded with a 13-0 run, capped by a Devonta White lay-up.

UNCW responded and took the lead 17-16 before the two teams went into the half tied at 27.

Shooting 38.7 percent in the first half, the Panthers responded by shooting 58 percent in the second half, and committed a season-low five turnovers.

UNCW, led by Keith Rendleman's 23 points and 13 rebounds, fell to 7-8, 3-2 CAA.

UNCW 61 (7-8, 3-2)

Player	FG	3P	FT	O	D	Reb	PF	TP	A	TO	Blk	Stl	Min
Rendleman, f.	8-11	0-0	7-9	7	6	13	3	23	0	7	0	1	34
Williams, f.	1-4	0-0	0-0	0	4	4	3	2	1	0	3	1	26
Smith, g.	4-13	0-7	1-2	0	5	2	9	2	6	0	0	0	34
Simmons, g.	2-9	2-5	3-4	0	2	2	2	2	9	1	0	0	29
Deloach, g.	2-6	1-2	0-0	2	2	4	0	5	1	1	0	0	22
Wilson	0-0	0-0	0-0	0	3	3	2	0	0	0	1	0	14
Jackson	0-1	0-1	1-2	1	3	4	0	3	2	1	0	1	18
Milson	2-6	2-5	0-0	0	2	2	0	6	3	3	0	0	18
Anderson	0-1	0-1	0-0	0	0	0	1	0	0	0	0	0	3
Reybold	0-0	0-0	0-0	0	0	0	0	0	0	0	0	0	1
Chambers	1-1	1-1	1-2	0	0	0	0	4	0	0	0	0	1
Totals	21-55	6-22	13-19	13	27	40	14	61	10	18	4	3	200

FG%	1st: 10-28	35.7%	2nd: 11-27	40.7%	Game:	38.2%
3FG%	1st: 4-13	30.8%	2nd: 2-9	22.2%	Game:	27.3%
FT%	1st: 3-5	60.0%	2nd: 10-14	71.4%	Game:	68.4%

GEORGIA STATE 75 (12-4, 4-1)

Player	FG	3P	FT	O	D	Reb	PF	TP	A	TO	Blk	Stl	Min
Micheaux, f.	2-4	0-1	0-0	0	6	6	2	4	3	0	0	0	31
Buckner, f.	5-8	0-0	1-3	2	4	6	3	11	0	1	5	0	32
Fields, g.	9-13	0-2	3-5	1	2	3	3	21	4	2	0	7	32
White, g.	3-10	2-4	5-6	0	3	3	13	3	1	0	4	29	
Ali, g.	6-13	0-1	1-2	2	2	4	2	13	1	1	0	1	31
Shaw	0-1	0-1	0-0	0	0	0	0	0	0	0	0	0	1
Kimbro, Jr.	2-3	0-0	0-0	0	2	2	0	4	1	0	0	0	17
Gamble	0-0	0-0	0-0	0	1	1	0	0	0	0	0	0	1
Vincent	1-4	0-0	0-0	0	0	0	1	2	0	0	1	0	7
McGee	0-1	0-1	0-0	0	1	1	0	0	0	0	0	0	5
Richardson	3-7	1-3	0-0	1	2	1	7	1	0	0	1	13	
Green, J.	0-0	0-0	0-0	0	0	0	0	0	0	0	0	0	0+
Taylor	0-0	0-0	0-0	0	0	0	0	0	0	0	0	0	1
Totals	31-64	3-13	10-16	7	25	32	16	75	13	5	6	14	200

FG%	1st: 12-31	38.7%	2nd: 19-33	57.6%	Game:	48.4%
3FG%	1st: 0-7	0.0%	2nd: 3-6	50.0%	Game:	23.1%
FT%	1st: 3-6	50.0%	2nd: 7-10	70.0%	Game:	62.5%

Score by Periods	1st	2nd	Total
UNCW	27	34	61
Georgia State	27	48	75
Officials: Dwayne Gladden, Bill McCarthy, Dan Striffler			Attendance: 2698

Game 17: January 14, 2012, 2 p.m.

GEORGIA STATE 57, TOWSON 42

GSU Sports Arena • Atlanta, Ga.

James Vincent scored a career-high 18 points as Georgia State remained in first place in the Colonial Athletic Association with a 57-42 victory over Towson Saturday at the GSU Sports Arena.

Georgia State (13-4, 5-1) won for the 13th time in its last 14 games and extended its home-court winning streak to nine games, the second-longest mark in school history.

Vincent, the 6-10 junior from Columbus, Ga., enjoyed a perfect shooting night off the bench, going 7-for-7 from the field and 4-for-4 from the free throw line.

It marked the third straight time that Vincent set a career-high in scoring against Towson after an 11 and 12 point game against the Tigers last season.

"James was our one bright spot today," commented head coach Ron Hunter. "We knew we needed to start to get him more minutes and he came through in a big way for us today."

On an afternoon when the rest of the Panthers struggled offensively, Georgia State used defense to earn the victory, holding the Tigers to 25 percent shooting from the field and forcing 19 turnovers. GSU outrebounded Towson 43-30.

The Panthers entered the game 16th in the NCAA in field goal defense, holding opponents to just 37.5 percent shooting. James Fields was the only other Panther in double figures with 11 points, six rebounds and three steals.

Towson opened the game by taking an 11-9 lead. The Panthers responded with a 21-3 run over an 11:04 stretch late in the first half to take a 30-14 lead with just 1:31 to go in the first half. GSU held Towson to just three free throws during that stretch as the Tigers shot 19 percent in the first half.

The Tigers opened the second half on an 11-6 run, cutting the Panthers lead to 39-31 with 14:49 to play.

After a GSU timeout, Georgia State responded with a 7-0 run, holding Towson without a basket for nearly six minutes.

Towson made one last run, cutting the deficit to 10 at 49-39 with 3:49 to play.

Towson's Robert Nwankwo achieved a double-double with 17 points and 13 rebounds, along with six blocked shots, but the Tigers remained winless at 0-18, 0-6 CAA. Towson's losing streak is now 37 games.

TOWSON 42 (0-18, 0-6)

Player	FG	3P	FT	O	D	Reb	PF	TP	A	TO	Blk	Stl	Min
Damas, f.	3-14	2-7	5-5	0	1	1	13	1	3	0	1	38	
Gumbis, f.	0-4	0-0	0-0	2	1	3	4	0	0	1	1	14	
Nwankwo, f.	5-12	0-0	7-12	5	8	13	2	17	0	2	6	4	38
Walden, g.	1-4	0-1	2-2	0	4	4	4	4	7	7	0	2	38
Jones, g.	2-4	2-3	0-0	0	1	1	2	6	2	5	1	1	32
Cook	0-0	0-0	0-0	0	0	0	0	0	0	0	0	0	2
Collins	0-0	0-0	0-0	0	0	0	0	0	0	0	0	0	0+
Blackstone	0-0	0-0	0-0	0	0	0	0	0	0	0	0	0	0+
Giergen	0-1	0-0	0-0	1	1	1	1	0	0	0	0	1	14
Pressley	1-9	0-0	0-0	0	4	4	4	2	0	1	2	0	24
Flash	0-0	0-0	0-0	0	0	0	0	0	0	0	0	0	0+
Totals	12-48	4-11	14-19	9	21	30	18	42	10	19	10	20	200

FG%	1st: 4-21	19.0%	2nd: 8-27	29.6%	Game:	25.0%
3FG%	1st: 2-7	28.6%	2nd: 2-4	50.0%	Game:	36.4%
FT%	1st: 10-11	90.9%	2nd: 4-8	50.0%	Game:	73.7%

GEORGIA STATE 57 (13-4, 5-1)

Player	FG	3P	FT	O	D	Reb	PF	TP	A	TO	Blk	Stl	Min
Micheaux, f.	1-2	0-0	0-0	2	7	9	4	2	4	3	0	1	24
Buckner, f.	2-5	0-0	0-0	2	1	3	4	4	1	3	2	1	23
Fields, g.	3-11	1-1	4-6	2	4	6	2	11	1	5	0	3	33
White, g.	3-11	2-6	0-0	1	2	3	2	8	3	2	0	4	33
Ali, g.	3-8	0-2	3-6	3	6	2	9	1	0	0	0	0	28
Kimbro, Jr.	1-3	0-1	1-4	1	6	7	3	3	4	3	0	3	23
Gamble	0-0	0-0	0-0	0	0	0	0	0	0	0	0	0	1+
Vincent	7-7	0-0	4-4	1	2	3	2	18	0	2	0	1	17
McGee	1-3	0-2	0-0	0	0	0	0	2	0	0	0	0	12
Richardson	0-3	0-0	0-0	0	0	0	0	0	1	0	0	0	7
Totals	21-53	3-12	12-20	15	28	43	19	57	15	18	2	13	200

FG%	1st: 13-36	36.1%	2nd: 8-17	47.1%	Game:	39.6%
3FG%	1st: 3-10	30.0%	2nd: 0-2	0.0%	Game:	25.0%
FT%	1st: 4-10	40.0%	2nd: 8-10	80.0%	Game:	60.0%

Score by Periods	1st	2nd	Total
Towson	20	22	42
Georgia State	33	24	57
Officials: Brian Shey, Tim Ebersole, Andrew Marotta			Attendance: 1107

Game 18: January 18, 2012, 7 p.m.

NORTHEASTERN 60, GEORGIA STATE 57

Matthews Arena • Boston, Mass.

Northeastern used hot shooting from three-point range to defeat Georgia State, 60-57, in a Colonial Athletic Association game Wednesday at Matthews Arena in Boston, Mass.

Georgia State got 17 points and six blocks from Eric Buckner but lost for just the second time in its last 15 games to fall to 13-5, 5-2 CAA. The Huskies improved to 9-8 overall and equaled GSU at 5-2 in the CAA.

Redshirt-senior Jihad Ali, who finished with eight points and six rebounds, had a three-pointer fall just short with five seconds to play. The clock ran out as the Panthers fought for the rebound.

Northeastern nailed 11 three-pointers, all from the trio of Joel Smith (4), Quincy Ford (4) and Jonathan Lee (3), on 21 attempts from beyond the arc. Georgia State had not allowed a team to reach double-digits in three-pointers since FAU hit 15 in the third game of the season. Entering the game, GSU opponents were shooting less than 31 percent from three-point range.

The Panthers entered the evening among the top 10 in the nation in scoring defense and field goal defense.

Trailing by 10 midway through the second half, 48-38, senior James Fields scored eight points as part of a 12-4 Panthers run, cutting the Huskies lead to 52-50 with 6:31 to play. Fields finished the game with 12 points and seven rebounds, dishing out three assists.

The game stayed close and when sophomore Devonta White hit a pair of free throws with just 14.8 second remaining, the Panthers trailed by just one, 58-57. White scored 11 points and dished out three assists for the Panthers.

Lee, who finished with a game-high 19 points, responded with a pair of free throws to secure the Northeastern victory. The all-conference guard shot 6-of-10 from the floor, dishing out seven assists.

Led by the inside presence of Buckner, Georgia State took an early 19-16 lead in a half that featured four times and three lead changes.

Northeastern used a late 6-0 first half run to take a 22-19 lead with 6:52 remaining, keyed by continued strong three-point shooting from the outside.

GSU quickly responded with a 6-0 run of its own to take a 25-22 lead with 3:57 to play. However, once again led by strong three-point shooting, the Huskies responded with a 7-0 run to take a 30-25 lead with 1:55 to play in the half.

The Huskies led 35-31 at half-time and never trailed in the second half, shooting 8-of-10 from three-point range and 57.9 percent from the floor.

GEORGIA STATE 57 (13-5, 5-2)

Player	FG	3P	FT	O	D	Reb	PF	TP	A	TO	Blk	Stl	Min
Buckner, f.	7-12	0-0	3-6	3	3	6	2	17	0	1	6	0	37
Micheaux, g.	3-5	0-0	0-0	1	4	5	1	6	5	3	0	1	27
Fields, g.	6-9	0-2	0-0	1	6	7	5	12	3	3	0	1	36
White, g.	4-11	1-3	2-2	0	1	1	2	11	3	2	0	2	38
Ali, g.	3-9	1-3	1-2	0	6	6	2	8	1	1	0	3	35



Game 19: January 21, 2012, 2 p.m.

DELAWARE 77, GEORGIA STATE 74, 2OT

Bob Carpenter Center • Newark, Del.

Despite double-doubles from Eric Buckner and Brandon McGee, Delaware overcame a 15-point first half deficit to earn a 77-74 double-overtime victory over Georgia State on Saturday afternoon at the Bob Carpenter Center.

Jarvis Threatt scored a game-high 30 points for the Blue Hens, including 6-of-9 from three-point range as Delaware rebounded from missing its first 14 shots of the game to earn the victory.

Buckner's free throw with 1.6 seconds remaining in regulation sent the game into overtime, but a missed put back off a Josh Micheaux jumper as time expired at the end of the first regulation allowed the Blue Hens a chance in the second overtime.

Delaware opened the second overtime on a 5-0 run and never trailed en route to the win.

Buckner finished with 19 points and 15 rebounds, while McGee added 12 points and 10 rebounds returning to the starting line-up for the first time in the last 12 games.

Georgia State dropped its second straight to fall to 13-6 and 5-3 in the CAA. Delaware snapped a three-game losing streak and improved to 8-10, 4-4 in conference action.

The double-overtime contest was the Panthers first since Jan. 6, 2007 and first overtime game of the year. Delaware led just twice in regulation, the second coming when Devon Saddler hit a three-pointer with 55 seconds to play, giving the Blue Hens a 60-59 lead.

The Panthers finished the game with 15 steals, forcing 19 turnovers, but allowed the Blue Hens to heat up from three-point range in the first half, hitting eight from beyond the arc. Georgia State opened the game on a 14-0 run, as Delaware missed its first 14 shots. A three-pointer by Saddler, the second leading scoring in the CAA finally put the Blue Hens on the board with 12:06 to play.

Saddler played all 50 minutes, scoring 17 points and pulling down seven rebounds, dishing out five assists.

Devonta White's three-pointer with 15:26 to play in the half gave the Panthers an 11-0 lead and was the 500th straight game in which the Panthers have hit a trey dating back to February 18, 1995.

A jumper by senior James Fields pushed the Panthers lead to 18-3 with 11:13 to play in the half. Fields finished with seven points, five assists and four steals.

McGee grabbed seven rebounds during the first 10 minutes of the game, as Hunter looked to use him to spark the offense.

Delaware used the second ten minutes of the half cutting into the Panthers lead, going into the half down just 33-31. Threatt nailed five first-half three-pointers, including four over the final three minutes of the half.

GEORGIA STATE 74 (13-6, 5-3)

Player	FG	3P	FT	O	D	Reb	PF	TP	A	TO	Blk	Stl	Min
Buckner, f.....	7-14	0-0	5-9	5	10	15	3	19	0	1	4	0	47
McGee, f.....	5-15	2-8	0-0	3	7	10	1	12	2	1	0	1	31
Fields, g.....	3-7	0-0	1-3	0	3	3	4	7	5	4	0	4	44
White, g.....	6-14	1-5	0-0	2	2	4	13	3	2	1	3	46	
Ali, g.....	6-14	2-3	0-0	2	5	7	14	1	3	0	2	44	
Micheaux.....	3-10	0-0	1-3	1	3	4	4	7	1	1	0	3	21
Kimbro, Jr.....	0-0	0-0	0-0	1	2	0	0	0	0	0	0	2	12
Vincent.....	0-0	0-0	0-0	0	1	1	0	0	0	0	0	0	3
Richardson.....	1-2	0-1	0-0	0	0	0	1	2	0	0	0	0	2
Totals.....	31-78	5-17	7-15	14	33	47	22	74	12	12	5	15	250

FG% 1st: 15-33 45.5% 2nd: 10-30 33.3% OT: 6-15 40.0% Game: 39.7%
 3P% 1st: 3-8 37.5% 2nd: 2-6 33.3% OT: 0-3 0.0% Game: 29.4%
 FT% 1st: 0-1 0.0% 2nd: 5-9 55.6% OT: 2-5 40.0% Game: 46.7%

DELAWARE 77 (8-10, 4-4)

Player	FG	3P	FT	O	D	Reb	PF	TP	A	TO	Blk	Stl	Min
Brinkley, f.....	2-8	0-0	1-2	1	6	7	4	5	0	2	1	1	41
Hagins, f.....	5-10	0-0	2-2	3	8	11	5	12	1	4	7	0	34
Lewis, g.....	0-1	0-0	0-0	1	1	2	0	5	1	0	0	0	16
Saddler, g.....	6-17	3-11	2-3	1	6	7	1	17	5	3	0	0	50
Anderson, g.....	3-12	3-8	2-5	1	7	8	0	11	1	1	1	0	47
McNeil.....	0-0	0-0	0-0	0	2	2	0	1	1	0	1	0	10
Threatt.....	10-15	6-9	4-4	1	5	6	1	30	1	5	1	3	37
Savage.....	0-0	0-0	0-0	0	0	0	0	0	0	0	0	0	3
McCullar.....	0-0	0-0	2-2	0	3	3	0	2	0	1	1	0	12
Totals.....	26-63	12-28	13-18	8	39	47	15	77	14	19	11	5	250

FG% 1st: 10-28 35.7% 2nd: 12-24 50.0% OT: 4-11 36.4% Game: 41.3%
 3P% 1st: 8-14 57.1% 2nd: 3-7 42.9% OT: 1-7 14.3% Game: 42.9%
 FT% 1st: 3-5 60.0% 2nd: 2-3 66.7% OT: 8-10 80.0% Game: 72.2%

Score by periods	1st	2nd	OT	2OT
Georgia State	33	32	6	8
Delaware	31	29	6	11

Officials: Jerry Heater, Alvin Cox, Matt Curtin Attendance: 3773

Game 20: January 23, 2012, 7 p.m.

GEORGIA STATE 74, JAMES MADISON 58

GSU Sports Arena • Atlanta, Ga.

James Fields tied his career-high with 21 points and grabbed a career-best eight rebounds as Georgia State won its 10th straight home game with a 74-58 victory over James Madison Monday at the GSU Sports Arena.

Josh Micheaux added a double-double with 15 points and a career-high 11 rebounds, along with six assists, as GSU used a strong second half to snap its two-game losing streak and improve to 14-6 overall, 6-3 in the CAA. Eric Buckner had 13 points, eight rebounds and six blocks for the Panthers.

Buckner jumped into second place on the Panthers all-time blocks list with 114 and is just 14 shy of tying Zavian Smith for the school record. He has 65 blocks this season, second most in school history and among the top 10 in the nation.

Ahead by just three points at the half, Georgia State still led by just five at 40-35 early in the second half when the Panthers used an 11-3 run over the next five minutes to build a 51-38 advantage with 10:30 to play. A key sequence was back-to-back baskets by backup center James Vincent, who contributed eight points and three blocks off the bench.

James Madison, led by Humpty Hitchens with 15 points, fell to 9-11, 2-7.

Getting back to the aggressive defense that keyed its strong start, Georgia State forced 21 James Madison turnovers, blocked 11 shots and limited the Dukes to 34.5 percent shooting from the field. Jihad Ali grabbed five of the Panthers' 14 steals and also blocked two shots, while Fields added three steals. GSU also outrebounded JMU, 42-36.

Georgia State found itself behind, 21-13, in the first half, but the Panthers scored 14 straight points, fueled by its defensive pressure to take a 27-21 lead with 4:36 to play.

GSU forced six straight turnovers on the run, and Micheaux and Fields hit back-to-back threes, forcing JMU to call its first time-out.

Jihad Ali's three-pointer at the buzzer sent the Panthers into the locker room with a 33-30 lead.

A.J. Davis added 11 points for the Dukes, while Arman Marks added 10 and five rebounds.

JAMES MADISON 58 (9-11, 2-7)

Player	FG	3P	FT	O	D	Reb	PF	TP	A	TO	Blk	Stl	Min
Hood, f.....	1-4	0-0	0-0	0	3	3	3	2	1	0	1	0	23
Semenov, c.....	3-8	1-4	0-0	2	4	6	5	7	2	3	0	0	27
Davis, g.....	2-10	2-6	5-8	2	5	7	1	11	3	5	1	1	39
Hitchens, g.....	6-17	3-10	0-0	2	2	4	2	15	4	10	0	2	40
Marks, g.....	4-10	2-6	0-0	1	4	5	1	10	1	0	1	1	33
Diouf.....	1-3	0-0	2-4	1	2	3	4	4	3	3	1	1	15
Pierce.....	1-2	0-0	0-0	0	0	0	0	2	0	0	0	0	5
Swindle.....	2-4	0-0	3-4	1	2	3	5	7	0	0	0	0	18
Totals.....	20-58	8-26	10-16	12	24	36	21	58	14	21	3	5	200

FG% 1st: 12-35 34.3% 2nd: 8-23 34.8% Game: 34.5%
 3FG% 1st: 4-14 28.6% 2nd: 4-12 33.3% Game: 30.8%
 FT% 1st: 2-2 100.0% 2nd: 8-14 57.1% Game: 62.5%

GEORGIA STATE 74 (14-6, 6-3)

Player	FG	3P	FT	O	D	Reb	PF	TP	A	TO	Blk	Stl	Min
Buckner, f.....	3-5	0-0	7-8	1	7	8	1	13	1	0	6	0	28
McGee, f.....	0-4	0-3	0-0	0	0	0	0	0	1	1	0	0	11
Fields, g.....	9-14	1-1	2-6	2	6	8	1	21	4	1	0	3	32
White, g.....	3-8	0-3	4-4	1	0	1	1	9	2	2	0	1	26
Ali, g.....	2-6	1-2	0-0	1	3	4	3	5	1	4	2	5	25
Micheaux.....	5-10	1-2	4-6	4	7	11	2	15	6	2	0	1	31
Shaw.....	0-1	0-1	0-0	0	0	0	0	0	0	0	0	0	1
Kimbro, Jr.....	0-2	0-1	0-0	0	1	1	2	0	1	3	0	1	13
Gamble.....	0-0	0-0	0-0	1	0	1	0	0	0	0	0	0	1
Green, R.....	0-0	0-0	0-0	0	0	0	0	0	0	0	0	0	1
Vincent.....	4-6	0-0	1-1	1	2	2	8	0	3	3	2	11	
Richardson.....	1-4	1-2	0-0	1	2	3	4	3	1	1	0	1	19
Taylor.....	0-0	0-0	0-0	0	0	0	0	0	0	0	0	0	1
Totals.....	27-60	4-15	16-25	14	28	42	16	74	17	17	11	14	200

FG% 1st: 13-31 41.9% 2nd: 14-29 48.3% Game: 45.0%
 3FG% 1st: 3-10 30.0% 2nd: 1-5 20.0% Game: 26.7%
 FT% 1st: 4-10 40.0% 2nd: 12-15 80.0% Game: 64.0%

Score by Periods	1st	2nd	Total
James Madison	30	28	58
Georgia State	33	41	74

Officials: Les Jones, Sean Hull, Robert Adams Attendance: 1010

Game 21: January 25, 2012, 7 p.m.

DREXEL 68, GEORGIA STATE 46

Daskalakis Athletic Center • Philadelphia, Penn.

Drexel held Georgia State to just 33.3 shooting from the floor and under 20 percent from three-point range to earn a 68-46 victory over the Panthers on Wednesday night at the Daskalakis Athletic Center in Philadelphia. Redshirt-senior Jihad Ali led all scorers with 17 points.

Georgia State fell to 14-7, 6-4 in the CAA, while Drexel improved to 16-5, 8-2 in conference action.

Drexel, the top defensive team in the Colonial Athletic Association, held the Panthers to a season-low point total, while outrebounding Georgia State 40-31.

Chris Fouch came off the Dragons bench to score 15 points, while Samme Givens added a double-double of 12 points and 10 rebounds.

"Drexel beat us in every phase of the game tonight," commented head coach Ron Hunter. "I thought their mental and physical toughness was much better than ours. They were just a better ball club than us tonight, no question about it."

Ali came off the bench to hit 7-of-11 from the floor, including 2-of-4 from three-point range.

The Panthers led early, using a 9-2 run capped by an Ali three-pointer to take a 12-6 lead with 12:30 to go in the first half. Playing in his 113th career game, Ali moved into the top five on Georgia State's all-time games played list.

Drexel immediately responded as Fouch capped an 11-1 Dragon run, giving the home team a 25-20 lead with 4:51 to go in the half.

Drexel connected on four first-half three-pointers, making its first nine free throws to build a 37-28 lead at halftime.

After the intermission, Drexel held the Panthers without a basket for more than eight minutes, using a 14-1 spurt to open the half and take a 51-29 lead, building it to as many as 26 in the second half.

"To beat Drexel, you have to play well," continued Hunter. "At our place, we took them out of their game and played the style of basketball that we like to play. Tonight, they played their physical-style and it took our guys out of our rhythm."

Senior Josh Micheaux added seven points and eight rebounds for Georgia State, while Eric Buckner added a team-high five blocked shots and six boards.

Frantz Massenat added 13 points and six assists for Drexel, while Dartaye Ruffin scored nine points and pulled down eight rebounds in the win.

GEORGIA STATE 46 (14-7, 6-4)

Player	FG	3P	FT	O	D	Reb	PF	TP	A	TO	Blk	Stl	Min
Buckner, f.....	1-6	0-0	1-3	1	5	6	3	3	0	2	5	0	29
McGee, f.....	0-2	0-2	2-2	0	2	2	0	2	0	0	0	0	14
Micheaux, g.....	2-8	0-0	3-6	4	4	8	0	7	3	3	0	2	30
Fields, g.....	0-7	0-2	2-4	0	2	2	3	2	1	1	1	1	31
White, g.....	2-9	0-3	0-0	1	0	1	1	4	1	2	0	2	30
Kimbro, Jr.....	1-2	0-0	1-3	1	0	1	2	3	0	1	1	1	18
Ali.....	7-11	2-4	1-1	1	1	2	4	17	0	1	0	0	28
Vincent.....	0-0	0-0	0-0	0	0	0	0	0	0	0	0	0	3
Richardson.....	2-4	0-0	0-0	0	1	1	1	4	0	0	0	1	10
Taylor.....	2-2	0-0	0-0	2	2	4	2	4	0	0	0	0	7
Totals.....	17-51	2-11	10-19	11	20	31	16	46	5	10	9	7	200

FG% 1st: 10-23 43.5% 2nd: 7-28 25.0% Game: 33.3%
 3FG% 1st: 1-5 20.0% 2nd: 1-6 16.7% Game: 18.2%
 FT% 1st: 7-14 50.0% 2nd: 3-5 60.0% Game: 52.6%

DREXEL 68 (16-5, 8-2)

</

2011-12 GEORGIA STATE MEN'S BASKETBALL
Georgia State Combined Team Statistics (as of Jan 25, 2012)
All games

RECORD:	OVERALL	HOME	AWAY	NEUTRAL
ALL GAMES	14-7	10-0	4-5	0-2
CONFERENCE	6-4	5-0	1-4	0-0
NON-CONFERENCE	8-3	5-0	3-1	0-2

##	Player	gp-gs	min	avg	Total		3-Point		F-Throw		Rebounds				pf	dq	a	to	blk	stl	pts	avg
					fg-fga	fg%	3fg-fga	3fg%	ft-fa	ft%	off	def	tot	avg								
14	Ali, Jihad	21-11	657	31.3	98-231	.424	27-69	.391	33-48	.688	24	93	117	5.6	40	1	25	33	14	30	256	12.2
12	White, Devonta	21-21	708	33.7	90-237	.380	27-94	.287	48-60	.800	11	34	45	2.1	48	1	66	45	2	41	255	12.1
20	Buckner, Eric	21-20	629	30.0	96-164	.585	0-0	.000	40-80	.500	57	79	136	6.5	57	1	7	27	70	10	232	11.0
04	Fields, James	18-18	568	31.6	65-136	.478	7-21	.333	44-67	.657	13	50	63	3.5	46	2	59	37	1	38	181	10.1
01	Micheaux, Josh	21-18	597	28.4	43-113	.381	2-7	.286	59-84	.702	29	119	148	7.0	53	2	67	49	5	36	147	7.0
25	Richardson, Rashaad	21-7	238	11.3	33-97	.340	20-61	.328	4-5	.800	8	18	26	1.2	26	0	5	11	2	9	90	4.3
11	Kimbro Jr., Tony	21-2	354	16.9	35-70	.500	6-17	.353	12-31	.387	19	37	56	2.7	33	0	17	24	5	25	88	4.2
22	Vincent, James	19-0	170	8.9	32-51	.627	0-0	.000	14-17	.824	22	19	41	2.2	24	0	0	12	11	7	78	4.1
24	McGee, Brandon	21-8	267	12.7	31-107	.290	13-65	.200	10-15	.667	25	29	54	2.6	8	0	14	15	2	9	85	4.0
55	Taylor, Jamar	9-0	24	2.7	3-5	.600	0-0	.000	0-0	.000	3	6	9	1.0	5	0	0	1	3	1	6	0.7
10	Shaw, Kevin	10-0	18	1.8	1-8	.125	1-7	.143	2-4	.500	0	1	1	0.1	1	0	0	1	0	0	5	0.5
15	Gamble, Tyler	9-0	10	1.1	1-5	.200	0-1	.000	0-0	.000	1	3	4	0.4	1	0	1	1	0	0	2	0.2
34	Green, Justin	3-0	2	0.7	0-0	.000	0-0	.000	0-0	.000	0	1	1	0.3	0	0	1	0	0	0	0	0.0
21	Green, Ryann	7-0	8	1.1	0-2	.000	0-2	.000	0-0	.000	0	1	1	0.1	0	0	0	0	0	1	0	0.0
Team											41	32	73									
Total.....		21	4250		528-1226	.431	103-344	.299	266-411	.647	253	522	775	36.9	342	7	262	256	115	207	1425	67.9
Opponents.....		21	4250		421-1121	.376	142-430	.330	247-358	.690	224	513	737	35.1	363	-	241	345	89	123	1231	58.6

TEAM STATISTICS	GSU	OPP	Date	Opponent	Score	Att.
SCORING	1425	1231	1	11/12/11	at Washington	L 74-91 8465
Points per game	67.9	58.6	1	11/13/11	vs Portland	L 61-66 7972
Scoring margin	+9.2	-	1	11/14/11	vs Florida Atlantic	L 77-84 7918
FIELD GOALS-ATT	528-1226	421-1121		11/18/11	MCNEESE STATE	w 69-50 1370
Field goal pct	.431	.376		11/22/11	at Samford	w 55-47 482
3 POINT FG-ATT	103-344	142-430		11/26/11	LIBERTY	w 72-50 803
3-point FG pct	.299	.330		11/29/11	at S.C. State	w 85-54 324
3-pt FG made per game	4.9	6.8		12/1/11	FIU	w 73-47 1674
FREE THROWS-ATT	266-411	247-358	*	12/3/11	WILLIAM & MARY	w 66-34 711
Free throw pct	.647	.690		12/10/11	RHODE ISLAND	w 96-64 946
F-Throws made per game	12.7	11.8		12/17/11	at Utah Valley	w 71-68 3088
REBOUNDS	775	737		12/22/11	GEORGIA SOUTHERN	w 72-52 1937
Rebounds per game	36.9	35.1	*	1/2/12	DREXEL	w 58-44 872
Rebounding margin	+1.8	-	*	01/04/12	at VCU	w 55-53 7617
ASSISTS	262	241	*	1/7/12	at George Mason	L 58-61 5191
Assists per game	12.5	11.5	*	1/12/12	UNCW	w 75-61 2698
TURNOVERS	256	345	*	1/14/12	TOWSON	w 57-42 1107
Turnovers per game	12.2	16.4	*	01/18/12	at Northeastern	L 57-60 1227
Turnover margin	+4.2	-	*	1/21/12	at Delaware	Lo2 74-77 3773
Assist/turnover ratio	1.0	0.7	*	1/23/12	JAMES MADISON	w 74-58 1010
STEALS	207	123	*	1/25/12	at Drexel	L 46-68 2017
Steals per game	9.9	5.9				
BLOCKS	115	89				
Blocks per game	5.5	4.2				
ATTENDANCE	13128	48074				
Home games-Avg/Game	10-1313	9-3576				
Neutral site-Avg/Game	-	2-7945				

* = Conference game
1 = World Vision Classic

Score by Periods	1st	2nd	OT	OT2	Totals
Georgia State	665	746	6	8	1425
Opponents	596	618	6	11	1231

2011-12 GEORGIA STATE MEN'S BASKETBALL
Georgia State Combined Team Statistics (as of Jan 25, 2012)
Conference games

RECORD:	OVERALL	HOME	AWAY	NEUTRAL
ALL GAMES	6-4	5-0	1-4	0-0
CONFERENCE	6-4	5-0	1-4	0-0
NON-CONFERENCE	0-0	0-0	0-0	0-0

##	Player	gp-gs	min	avg	Total		3-Point		F-Throw		Rebounds				pf	dq	a	to	blk	stl	pts	avg		
					fg-fga	fg%	3fg-fga	3fg%	ft-fta	ft%	off	def	tot	avg										
14	Ali, Jihad	10-8	338	33.8	49-111	.441	11-27	.407	20-26	.769	12	40	52	5.2	24	1	7	14	7	16	129	12.9		
04	Fields, James	10-10	344	34.4	39-90	.433	3-14	.214	31-46	.674	7	37	44	4.4	27	2	27	24	1	25	112	11.2		
20	Buckner, Eric	10-10	316	31.6	43-84	.512	0-0	.000	22-39	.564	24	42	66	6.6	29	0	4	15	35	1	108	10.8		
12	White, Devonta	10-10	326	32.6	34-103	.330	10-40	.250	19-27	.704	5	13	18	1.8	21	0	24	19	2	20	97	9.7		
01	Micheaux, Josh	10-8	290	29.0	22-58	.379	1-4	.250	15-25	.600	16	54	70	7.0	25	1	35	25	4	17	60	6.0		
22	Vincent, James	10-0	82	8.2	18-26	.692	0-0	.000	5-6	.833	4	7	11	1.1	13	0	0	7	7	4	41	4.1		
25	Richardson, Rashaad	10-1	78	7.8	10-31	.323	5-14	.357	0-0	.000	3	4	7	0.7	10	0	3	3	0	5	25	2.5		
11	Kimbro Jr., Tony	10-0	149	14.9	10-27	.370	1-6	.167	2-11	.182	6	18	24	2.4	12	0	8	12	2	12	23	2.3		
24	McGee, Brandon	10-3	105	10.5	7-35	.200	2-23	.087	5-6	.833	6	15	21	2.1	4	0	5	2	0	4	21	2.1		
55	Taylor, Jamar	4-0	11	2.8	2-3	.667	0-0	.000	0-0	.000	3	3	6	1.5	2	0	0	0	0	0	4	1.0		
10	Shaw, Kevin	3-0	4	1.3	0-3	.000	0-3	.000	0-0	.000	0	0	0	0.0	1	0	0	0	0	0	0	0.0		
15	Gamble, Tyler	4-0	4	1.0	0-0	.000	0-0	.000	0-0	.000	1	1	2	0.5	1	0	0	0	0	0	0	0.0		
34	Green, Justin	1-0	0	0.0	0-0	.000	0-0	.000	0-0	.000	0	0	0	0.0	0	0	0	0	0	0	0	0.0		
21	Green, Ryann	2-0	3	1.5	0-1	.000	0-1	.000	0-0	.000	0	0	0	0.0	0	0	0	0	0	0	0	0.0		
Team											22	20	42											
Total.....		10	2050		234-572	.409	33-132	.250	119-186	.640	109	254	363	36.3	169	4	113	121	58	104	620	62.0		
Opponents.....		10	2050		182-523	.348	70-209	.335	124-171	.725	109	256	365	36.5	174	-	108	173	54	63	558	55.8		

TEAM STATISTICS	GSU	OPP	Date	Opponent	Score	Att.
SCORING	620	558	* 12/3/11	WILLIAM & MARY	w 66-34	711
Points per game	62.0	55.8	* 1/2/12	DREXEL	w 58-44	872
Scoring margin	+6.2	-	* 01/04/12	at VCU	w 55-53	7617
FIELD GOALS-ATT	234-572	182-523	* 1/7/12	at George Mason	L 58-61	5191
Field goal pct	.409	.348	* 1/12/12	UNCW	w 75-61	2698
3 POINT FG-ATT	33-132	70-209	* 1/14/12	TOWSON	w 57-42	1107
3-point FG pct	.250	.335	* 01/18/12	at Northeastern	L 57-60	1227
3-pt FG made per game	3.3	7.0	* 1/21/12	at Delaware	Lo2 74-77	3773
FREE THROWS-ATT	119-186	124-171	* 1/23/12	JAMES MADISON	w 74-58	1010
Free throw pct	.640	.725	* 1/25/12	at Drexel	L 46-68	2017
F-Throws made per game	11.9	12.4				
REBOUNDS	363	365	* = Conference game			
Rebounds per game	36.3	36.5	1 = World Vision Classic			
Rebounding margin	-0.2	-				
ASSISTS	113	108				
Assists per game	11.3	10.8				
TURNOVERS	121	173				
Turnovers per game	12.1	17.3				
Turnover margin	+5.2	-				
Assist/turnover ratio	0.9	0.6				
STEALS	104	63				
Steals per game	10.4	6.3				
BLOCKS	58	54				
Blocks per game	5.8	5.4				
ATTENDANCE	6398	19825				
Home games-Avg/Game	5-1280	5-3965				
Neutral site-Avg/Game	-	0-0				

Score by Periods	1st	2nd	OT	OT2	Totals
Georgia State	294	312	6	8	620
Opponents	267	274	6	11	558

2011-12 GEORGIA STATE MEN'S BASKETBALL
Georgia State Team Game-by-Game (as of Jan 26, 2012)
All games

TEAM STATISTICS

Opponent	Date	Score		Total		3-Pointers		Free throws		Rebounds				pf	a	t/o	blk	stl	pts	avg
				fg-fga	pct	3fg-fga	pct	ft-fa	pct	off	def	tot	avg							
at Washington	11/12/11	74-91	L	28-68	.412	10-25	.400	8-17	.471	12	24	36	36.0	23	14	14	4	6	74	74.0
vs Portland	11/13/11	61-66	L	24-66	.364	5-20	.250	8-13	.615	19	14	33	34.5	15	11	12	5	15	61	67.5
vs Florida Atlantic	11/14/11	77-84	L	30-65	.462	5-15	.333	12-19	.632	18	14	32	33.7	15	13	11	3	9	77	70.7
MCNEESE STATE	11/18/11	69-50	W	24-62	.387	3-14	.214	18-19	.947	13	35	48	37.2	11	9	13	5	7	69	70.2
at Samford	11/22/11	55-47	W	18-50	.360	5-21	.238	14-25	.560	16	27	43	38.4	14	11	15	1	8	55	67.2
LIBERTY	11/26/11	72-50	W	24-50	.480	8-19	.421	16-22	.727	9	29	38	38.3	15	17	11	9	7	72	68.0
at S.C. State	11/29/11	85-54	W	34-66	.515	9-21	.429	8-14	.571	14	30	44	39.1	14	17	10	4	6	85	70.4
FIU	12/1/11	73-47	W	23-53	.434	6-23	.261	21-32	.656	15	27	42	39.5	19	12	14	14	8	73	70.8
WILLIAM & MARY	12/3/11	66-34	W	24-59	.407	4-19	.211	14-21	.667	12	28	40	39.6	10	13	6	3	9	66	70.2
RHODE ISLAND	12/10/11	96-64	W	34-62	.548	8-20	.400	20-26	.769	9	24	33	38.9	14	19	9	4	11	96	72.8
at Utah Valley	12/17/11	71-68	W	25-51	.490	5-14	.357	16-28	.571	7	25	32	38.3	22	10	12	5	12	71	72.6
GEORGIA SOUTHERN	12/22/11	72-52	W	30-61	.492	6-20	.300	6-10	.600	12	19	31	37.7	11	16	14	3	14	72	72.6
DREXEL	1/2/12	58-44	W	15-45	.333	1-12	.083	27-31	.871	6	21	27	36.8	15	6	13	5	13	58	71.5
at VCU	01/04/12	55-53	W	22-53	.415	4-13	.308	7-12	.583	7	29	36	36.8	17	9	13	7	4	55	70.3
at George Mason	1/7/12	58-61	L	22-56	.393	4-10	.400	10-17	.588	12	20	32	36.5	22	11	14	4	7	58	69.5
UNCW	1/12/12	75-61	W	31-64	.484	3-13	.231	10-16	.625	7	25	32	36.2	16	13	5	6	14	75	69.8
TOWSON	1/14/12	57-42	W	21-53	.396	3-12	.250	12-20	.600	15	28	43	36.6	19	15	18	2	13	57	69.1
at Northeastern	01/18/12	57-60	L	24-53	.453	3-10	.300	6-10	.600	11	22	33	36.4	16	12	13	6	8	57	68.4
at Delaware	1/21/12	74-77	Lot	31-78	.397	5-17	.294	7-15	.467	14	33	47	36.9	22	12	12	5	15	74	68.7
JAMES MADISON	1/23/12	74-58	W	27-60	.450	4-15	.267	16-25	.640	14	28	42	37.2	16	17	17	11	14	74	68.9
at Drexel	1/25/12	46-68	L	17-51	.333	2-11	.182	10-19	.526	11	20	31	36.9	16	5	10	9	7	46	67.9
Georgia State		1425		528-1226	.431	103-344	.299	266-411	.647	253	522	775	36.9	342	262	256	115	207	1425	67.9
Opponents		1231		421-1121	.376	142-430	.330	247-358	.690	224	513	737	35.1	363	241	345	89	123	1231	58.6

Games played: 21
Points/game: 67.9
FG Pct: 43.1
3FG Pct: 29.9
FT Pct: 64.7

Rebounds/game: 36.9
Assists/game: 12.5
Turnovers/game: 12.2
Assist/turnover ratio: 1.0
Steals/game: 9.9
Blocks/game: 5.5

2011-12 GEORGIA STATE MEN'S BASKETBALL
Georgia State Opponent Game-by-Game (as of Jan 26, 2012)
All games

OPPONENT STATISTICS

Opponent	Date	Score		Total		3-Pointers		Free throws		Rebounds				pf	a	t/o	blk	stl	pts	avg
				fg-fga	pct	3fg-fga	pct	ft-fa	pct	off	def	tot	avg							
at Washington	11/12/11	74-91	L	32-62	.516	10-24	.417	17-28	.607	11	33	44	44.0	16	15	12	6	6	91	91.0
vs Portland	11/13/11	61-66	L	24-46	.522	4-10	.400	14-20	.700	10	25	35	39.5	11	10	19	0	3	66	78.5
vs Florida Atlantic	11/14/11	77-84	L	27-49	.551	15-25	.600	15-18	.833	6	19	25	34.7	17	19	14	7	6	84	80.3
MCNEESE STATE	11/18/11	69-50	W	20-62	.323	5-24	.208	5-7	.714	8	25	33	34.2	18	9	13	4	5	50	72.8
at Samford	11/22/11	55-47	W	18-49	.367	7-24	.292	4-8	.500	7	20	27	32.8	21	15	13	0	7	47	67.6
LIBERTY	11/26/11	72-50	W	19-59	.322	1-11	.091	11-17	.647	13	21	34	33.0	19	11	11	3	7	50	64.7
at S.C. State	11/29/11	85-54	W	20-60	.333	8-23	.348	6-15	.400	16	21	37	33.6	10	7	15	6	5	54	63.1
FIU	12/1/11	73-47	W	14-58	.241	4-24	.167	15-23	.652	18	22	40	34.4	25	8	16	2	7	47	61.1
WILLIAM & MARY	12/3/11	66-34	W	12-47	.255	5-21	.238	5-7	.714	6	23	29	33.8	15	8	18	2	3	34	58.1
RHODE ISLAND	12/10/11	96-64	W	24-55	.436	3-19	.158	13-17	.765	8	24	32	33.6	19	13	16	5	5	64	58.7
at Utah Valley	12/17/11	71-68	W	21-54	.389	8-23	.348	18-27	.667	13	27	40	34.2	20	13	17	1	4	68	59.5
GEORGIA SOUTHERN	12/22/11	72-52	W	20-44	.455	7-14	.500	5-7	.714	5	20	25	33.4	13	13	26	1	5	52	58.9
DREXEL	1/2/12	58-44	W	15-47	.319	5-20	.250	9-14	.643	13	24	37	33.7	22	5	25	3	8	44	57.8
at VCU	01/04/12	55-53	W	16-59	.271	6-23	.261	15-21	.714	16	27	43	34.4	16	7	10	3	10	53	57.4
at George Mason	1/7/12	58-61	L	19-51	.373	5-18	.278	18-21	.857	14	25	39	34.7	19	8	19	8	6	61	57.7
UNCW	1/12/12	75-61	W	21-55	.382	6-22	.273	13-19	.684	13	27	40	35.0	14	10	18	4	3	61	57.9
TOWSON	1/14/12	57-42	W	12-48	.250	4-11	.364	14-19	.737	9	21	30	34.7	18	10	19	10	10	42	56.9
at Northeastern	01/18/12	57-60	L	19-43	.442	11-21	.524	11-16	.688	4	20	24	34.1	15	15	13	5	6	60	57.1
at Delaware	1/21/12	74-77	Lot	26-63	.413	12-28	.429	13-18	.722	8	39	47	34.8	15	14	19	11	5	77	58.2
JAMES MADISON	1/23/12	74-58	W	20-58	.345	8-26	.308	10-16	.625	12	24	36	34.8	21	14	21	3	5	58	58.2
at Drexel	1/25/12	46-68	L	22-52	.423	8-19	.421	16-20	.800	14	26	40	35.1	19	17	11	5	7	68	58.6
Opponents		1231		421-1121	.376	142-430	.330	247-358	.690	224	513	737	35.1	363	241	345	89	123	1231	58.6
Georgia State		1425		528-1226	.431	103-344	.299	266-411	.647	253	522	775	36.9	342	262	256	115	207	1425	67.9

Games played: 21
Points/game: 58.6
FG Pct: 37.6
3FG Pct: 33.0
FT Pct: 69.0

Rebounds/game: 35.1
Assists/game: 11.5
Turnovers/game: 16.4
Assist/turnover ratio: 0.7
Steals/game: 5.9
Blocks/game: 4.2