


# GEORGIA STATE

## SOFTBALL

2008 CAA  
CHAMPIONSHIP



**HEAD COACH  
BOB HECK'S  
600TH WIN**



# GEORGIA STATE SOFTBALL

125 Decatur Street, Suite 130, Atlanta, GA 30303  
 Softball Contact: Michelle Willette, Graduate Assistant  
 Office: 404.413.4034 • Cell: 805.990-2560 • Email: athmcwx@langate.gsu.edu

www.GeorgiaStateSports.com



## GEORGIA STATE (37-16, 15-5 CAA) • 2008 CAA TOURNAMENT

Date	Opponent	Result	Rec (CAA)
Feb. 9	UT Martin#	W, 4-3 (8)	1-0
Feb. 9	No. 17 Georgia Tech#	W, 11-3 (6)	2-0
Feb. 10	Lipscomb#	W, 6-2	3-0
Feb. 10	UT Martin#	W, 6-0	4-0
Feb. 12	Savannah State	W, 33-2 (5)	5-0
Feb. 12	Savannah State	W, 19-0 (5)	6-0
Feb. 17	Western Carolina	W, 21-0 (5)	7-0
Feb. 17	Western Carolina	W, 8-0 (5)	8-0
Feb. 23	Dayton^	W, 8-2	9-0
Feb. 23	Tenn. State^	L, 0-3	9-1
Feb. 24	Dayton^	W, 8-2	10-1
Feb. 24	Tenn. State^	W, 3-1	11-1
Feb. 26	at Georgia Southern	Canceled	
Mar. 1	Evansville&	W, 3-2	12-1
Mar. 1	Western Carolina&	W, 16-0 (5)	13-1
Mar. 2	Kennesaw State&	W, 2-0	14-1
Mar. 2	Kennesaw State&	L, 3-7	14-2
Mar. 3	NC State	L, 1-2	14-3
Mar. 5	Toledo	W, 9-4	15-3
Mar. 5	Toledo	W, 6-2	16-3
Mar. 7	Connecticut\$	W, 3-2	17-3
Mar. 7	Appalachian State\$	W, 7-1	18-3
Mar. 8	FSU\$	L, 0-1	18-4
Mar. 8	FSU\$	L, 0-3	18-5
Mar. 11	Mercer	L, 5-6 (8)	18-6
Mar. 11	Mercer	W, 12-4	19-6
Mar. 19	Georgia	Canceled	
Mar. 19	Georgia	Canceled	
Mar. 21	at Delaware*	W, 7-0	20-6 (1-0)
Mar. 21	at Delaware*	W, 8-6 (10)	21-6 (2-0)
Mar. 22	at Delaware*	W, 10-5	22-6 (3-0)
Mar. 24	Harvard	W, 10-2	23-6
Mar. 24	Harvard	W, 6-5	24-6
Mar. 29	James Madison*	L, 0-4	24-7 (3-1)
Mar. 30	James Madison*	W, 8-7	25-7 (4-1)
Mar. 30	James Madison*	L, 0-14 (5)	25-8 (4-2)
Apr. 1	Kennesaw State	Canceled	
Apr. 1	Kennesaw State	Canceled	
Apr. 5	at George Mason*	W, 14-0 (5)	26-8 (5-2)
Apr. 5	at George Mason*	W, 8-0 (5)	27-8 (6-2)
Apr. 6	at George Mason*	Canceled	
Apr. 9	Auburn	L, 0-1	27-9
Apr. 9	Auburn	L, 0-3	27-10
Apr. 12	Hofstra*	W, 1-0	28-10 (7-2)
Apr. 12	Hofstra*	L, 2-5	28-11 (7-3)
Apr. 13	Hofstra*	L, 2-15 (5)	28-12 (7-4)
Apr. 16	at Furman	L, 0-3	28-13
Apr. 16	at Furman	W, 2-1	29-13
Apr. 19	Towson*	W, 2-1	30-13 (8-4)
Apr. 19	Towson*	L, 4-7	30-14 (8-5)
Apr. 20	Towson*	W, 5-1	31-14 (9-5)
Apr. 23	at Georgia Tech	L, 1-9 (5)	31-15
Apr. 23	at Georgia Tech	L, 1-4	31-16
Apr. 26	at UNC Wilmington*	W, 5-0	32-16 (10-5)
Apr. 26	at UNC Wilmington*	W, 4-0	33-16 (11-5)
Apr. 27	at UNC Wilmington*	W, 2-1	34-16 (12-5)
May 3	Drexel*	W, 5-4	35-16 (13-5)
May 3	Drexel*	W, 8-5	36-16 (14-5)
May 4	Drexel*	W, 5-3	37-16 (15-5)
May 8-10	CAA Tournament	Hempstead, N.Y.	
May 8	vs. James Madison	3:30 p.m.	

#: Georgia State First Pitch Classic  
 ^: Panther Invitational  
 &: GSU Spring Showdown  
 \$: FSU Invitational  
 \*: CAA Conference Game  
 Bold: denotes home games

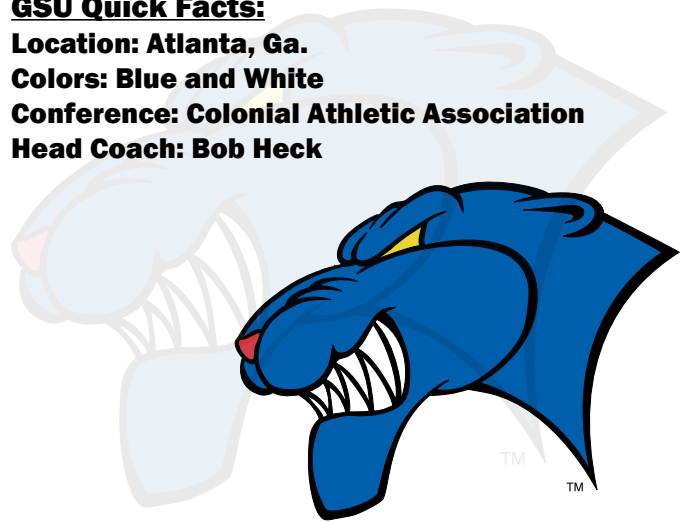
### GSU Quick Facts:

**Location:** Atlanta, Ga.

**Colors:** Blue and White

**Conference:** Colonial Athletic Association

**Head Coach:** Bob Heck



### UPDATE ON THE PANTHERS

Georgia State secures second place in the Colonial Athletic Association regular season after sweeping the series from Drexel, 5-4, 8-5 and 5-3, last weekend at Bob Heck Field in Panthersville. The Panthers have won six straight games.

Sophomore infielder Rachel Cunningham finished the weekend batting 5-for-9 (.556) with two doubles, two runs scored and two RBI. Freshman catcher Catherine Lee belted her 16th homer of the season, adding to her single-season record. She also had a double, scored two runs and batted in two.

Freshman right-hander Alicia Mills returned to the circle this weekend, after being sidelined because of an appendectomy. She threw eight innings, allowing no runs and just five hits, while fanning 11 batters.


State will travel to Hempstead, N.Y. to face third-place James Madison in their first game of the CAA Championship Tournament on Thursday, May 8, at 3:30 p.m. Number one seed Hofstra will face off against number four seed Towson in the first game of the tournament, slated to begin at 12 p.m. Thursday afternoon.

### SERIES VS. JAMES MADISON

Georgia State holds a 7-4 lead against James Madison since joining the Colonial Athletic Association in 2006. The Panthers went 1-2 during the 2008 regular season when the Dukes came to Panthersville in March. The teams split Saturday's doubleheader with Madison taking the first game, 4-0, before State rallied in the nightcap to win 8-7. The Dukes took Sunday's game in five innings, winning 14-0.

Last season, State picked up pair of wins against Madison during the 2007 CAA Championship Tournament, held at Hofstra. The Panthers also went 1-2 during last year's regular season when they traveled to Harrisonburg, Va.

## Probable Starters



## Coaching Staff

**Bob Heck - Head Coach**

**Kelly Van Houten - Associate Head Coach**

**Laura McGirr - Assistant Coach**

### GEORGIA STATE'S PROBABLE DEFENSIVE LINEUP

Pos	#	Name	B/T	Cl.	Avg.	HR	RBI	Note
C	23	Catherine Lee	R/R	Fr.	.412	16	61	CAA Rookie of the Week (3/4, 3/30, 4/8, 4/21)
1B	26	Jessica Gowin	R/R	Sr.	.333	5	28	CAA Player of the Week (Mar. 25)
2B	14	Rebecca Roles	R/R	Fr.	.236	1	14	Started every game as a freshman
SS	25	Rachel Cunningham	R/R	So.	.321	4	24	116 Career starts
3B	24	Danielle Roddy	L/R	So.	.389	0	19	2007 CAA Rookie of the Year, All-CAA
OF	15	Lauren Jones	R/R	Fr.	.305	4	31	CAA Player of the Week (Feb. 19)
OF	17	Natasha Berry	R/R	Jr.	.331	4	26	19 Stolen bases, 13 SAC bunts
OF	13	Holly Willis	R/R	Jr.	.362	0	27	17-for-20 in stolen bases
DP	29	Lily Skelton	R/R	So.	.275	3	22	Has 13 career HR

### GEORGIA STATE'S PITCHING ROTATION

#	Name	R/L	Cl.	W-L	SV	ERA	SO	BB	Note
18	Alicia Mills	RHP	Fr.	14-4	0	1.14	157	17	CAA Rookie of the Week (Feb. 19 & Mar. 25)
16	Ashley Cowan	RHP	Sr.	8-5	0	3.28	54	27	Posted 11-9 record in 2007
10	Madi Gore	RHP	Jr.	14-7	0	2.75	99	24	2007 All-CAA (second team)

# Panther Notes

## ON THE OFFENSIVE

As a team, Georgia State is enjoying the most productive offensive season in school history while leading the CAA in virtually every offensive category.

The 2008 Panthers have shattered the school records for batting average, runs scored and runs per game. This year's squad has a team batting average of .329; the only other Georgia State squad to bat over .300 as a team was the 1996 team that hit .306. The Panthers have scored 314 runs on the season to average 5.93 runs per game, bettering the marks set last year of 287 runs and 4.48 runs per game.

Georgia State leads the CAA in batting average, runs per game, home runs (40), slugging percentage, doubles and total bases. The Panthers rank seventh in the nation in batting average and 13th in runs per game.

## LEE'S RECORD-SETTING YEAR

In a remarkable rookie campaign, freshman catcher Catherine Lee has put together a season that ranks among the best in Georgia State and Colonial Athletic Association history.

The Covington, Ga., native is batting .412 with 16 home runs, 61 runs batted in, 50 runs scored and an .800 slugging percentage. She has already broken the Georgia State season records for homers, RBI and runs scored, and she is nearing the CAA marks in all three categories.

Lee leads the CAA in homers, RBI, runs, hits, doubles, total bases and slugging percentage while ranking second in batting average. She has thrown out a league-leading 13 baserunners attempting to steal and picked off three runners.

One of the top freshman in the nation, Lee leads all freshmen in home runs, while ranking second in batting average and RBI.

CATEGORY	LEE'S TOTAL	PREV. GSU RECORD	TOP CAA SEASONS
Home runs	16	12	18, Carly Hughes, UNCW, 2007 17, Danielle Stewart Hofstra, 2003 16, Hailey Clark Hofstra, 2004
RBI	61	49	63, Ashley Lane Hofstra, 2006 62, Carly Hughes UNCW, 2007
Runs	50	49	51, Laura Sweeney Hofstra, 2006 50, Katie George Mason, 2007

## GEORGIA STATE'S TOP SEASONS - HOME RUNS

1. Catherine Lee .....	2008	16
2. Katie Blue .....	2003	12
3. Lily Skelton.....	2007	10

## GEORGIA STATE'S TOP SEASONS - RUNS BATTED IN

1. Catherine Lee .....	2008	61
2. Heather Smith .....	1988	49
3. Corrie Roberts.....	2001	48
4. Nichole Griffin .....	2007	46

## GEORGIA STATE'S TOP SEASONS - RUNS SCORED

1. Catherine Lee .....	2008	50
2. Danielle Roddy.....	2007	49
3. Jennifer Morgan .....	1990	44
T4. Danielle Roddy.....	2008	43
T4. Brownie Caldwell.....	1998	43
T4. Corrie Roberts.....	2000	43

## MILLS RETURNS

Georgia State expects to have pitcher Alicia Mills available for the CAA Tournament. The freshman righthander missed over a month, including CAA series Hofstra, Towson, George Mason and UNC Wilmington, due to an appendectomy.

She returned to the mound last weekend against Drexel and gave the Panthers a lift, earning a pair of victories in relief.

Despite the layoff, Mills ranks second in the CAA in earned run average (1.14) and strikeouts (158). Her 14 victories are tied for the team lead.

One of Georgia State's most highly-regarded signees in recent years, Mills was the 2006 Georgia prep pitcher of the year at Sequoyah high school in Woodstock, Ga.

## RODDY KEEPS ROLLING

Entering the CAA Tournament, sophomore third baseman Danielle Roddy owns a career batting average of .367, which currently ranks as the best mark in Georgia State history. The current school record for career batting average is .357 by Michelle Parker from 1993-96.

This season, Roddy is third in the CAA in batting average at .389. She leads the league in walks with 30, helping her to an on-base percentage of .493.

## YOUTH MOVEMENT

Georgia State's 2008 squad features perhaps the most talented freshman class in school history, headlined by last year's Georgia AAAA Pitcher of the Year, Alicia Mills of Woodstock, Ga., and Sequoyah High School. She poses to be a threat throughout her years at Georgia State.

The Panther offense is also dominated by freshmen as catcher Catherine Lee (Covington, Ga., Eastside HS) and outfielder Lauren Jones (Stockbridge, Ga., Union Grove HS) have combined for 20 home runs and 92 RBI.

Just two seniors see significant action for the Panthers in starting first baseman Jessica Gowin and pitcher Ashley Cowan.

# Panther Notes

## PANTHERS KNOCK OFF NO. 17 GEORGIA TECH

In the second game of the season, Georgia State earned an 11-3 victory (six innings) over 17th-ranked Georgia Tech. The Panthers jumped out to a 4-0 lead and never looked back. Freshman Catherine Lee belted two home runs and drove in three runs, while freshman Lauren Jones added a homer and four RBI. On the mound, Madi Gore earned the complete-game victory, allowing six hits and three runs, all unearned.

## WIN NO. 600 FOR HECK

Georgia State head coach and living legend Bob Heck notched another milestone in his remarkable career when he earned career victory No. 16 with the Panthers' 8-2 victory over Dayton on Feb. 23, 2008.

The 82-year-old Heck is in his 21st season coaching the Georgia State program, which he literally started from scratch in the early 1980s and moved to fast-pitch status in 1985.

Heck guided the Panthers to five conference titles 1989-94, including an NCAA appearance in 1994. In 2006, in State's first season in the Colonial Athletic Association, the Panthers captured the league's regular-season crown.

Heck has been named Coach of the Year in the Atlantic Sun Conference (1994) and the CAA (2006).

## BOB HECK YEAR-BY-YEAR

Year (Season)	W	L	T	G	Championships
1985 (1)	15	24		39	
1986 (2)	26	26		52	
1987 (3)	26	22		48	
1988 (4)	42	20		62	
1989 (5)	31	23		54	NSWAC Champions
1990 (6)	42	23		65	NSWAC Champions
1991 (7)	35	32		67	
1992 (8)	35	27	1	63	TAAC Champions
1993 (9)	39	16		55	TAAC Champions
1994 (10)	40	27	1	68	TAAC Champs, NCAA Regional
1995 (11)	30	19		49	
1996 (12)	20	24		44	
1997 (13)	22	30		52	
1998 (14)	28	23		51	
Retired, 1999-2001					
2002 (15)	38	27	0	65	
2003 (16)	22	33	0	55	
2004 (17)	18	33	0	51	
2005 (18)	19	35	0	54	
2006 (19)	29	28	0	57	CAA Regular-Season Champs
2007 (20)	34	30	0	64	
2008 (21)	37	16	0	53	
Total	628	538	2	1164	

## ALL-TIME CAA RECORDS

### DELAWARE (8-3)

H: 3-1 • A: 5-1 • N: 0-1 • CAA: 8-2  
CAA Tournament: 1-0

1988-90	n L 0-1
4-1-06	a W 4-1
4-1-06	a L 1-3
4-2-06	a W 3-2
5-11-06	h W 6-5
5-5-07	h W 3-2 (10)
5-5-07	h W 4-3
5-6-07	h L 0-1 (8)
3-21-08	a W 7-0
3-21-08	a W 8-6 (10)
3-22-08	a W 10-5

### DREXEL (12-3)

H: 7-0 • A: 0-2 • N: 5-1 • CAA: 6-2  
CAA Tournament: 0-0

1988-89	n W 1-0
4-27-91	h W 4-0
4-2-93	n W 8-3
2-24-02	n W 7-3
2-28-04	n L 0-1
2-29-04	n W 3-1
2-27-05	n W 4-2
3-26-06	h W 5-4
3-26-06	h W 10-1 (5)
3-27-06	h W 8-0 (5)
4-14-07	a L 5-6
4-14-07	a L 2-3
5-3-08	h W 5-4
5-3-08	h W 8-5
5-4-08	h W 5-3

### GEORGE MASON (16-4)

H: 5-2 • A: 5-0 • N: 3-0 • CAA: 8-0  
CAA Tournament: 0-0

3-9-86	L 2-13
3-9-86	L 1-3
1987-88	W 2-0
1988-89	W 4-3
1988-89	W 6-2
1988-89	h L 4-5
1988-89	h L 3-8
3-12-90	h W 8-0
3-12-90	h W 5-1
3-10-91	n W 4-3
4-26-91	n W 5-1
4-27-91	n W 3-0
5-6-06	h W 9-0 (5)
5-6-06	h W 6-2
5-7-06	h W 12-4 (6)
3-24-07	a W 5-3
3-24-07	a W 2-1
3-25-07	a W 11-5
4-5-08	a W 14-0 (5)
4-5-08	a W 8-0 (5)

### HOFSTRA (4-12)

H: 2-6 • A: 1-2 • N: 0-2 • CAA: 3-6  
CAA Tournament: 1-4

3-13-98	n L 2-10
2-25-01	n L 2-5
4-15-06	a L 2-3
4-15-06	a L 5-6 (8)
4-16-06	a W 3-2
5-12-06	h L 3-5
5-13-06	h W 4-3
5-13-06	h L 3-7
4-6-07	h L 5-10
4-6-07	h W 10-5
4-7-07	h L 2-10
5-11-07	h L 0-1
5-12-07	h L 1-3
4-12-08	h W 1-0
4-12-08	h L 2-5
4-13-08	h L 2-15 (5)

### JAMES MADISON (7-4)

H: 6-2 • A: 1-2 • N: 0-0 • CAA: 5-4  
CAA Tournament: 2-0

4-8-06	h W 5-4
4-8-06	h W 7-5
4-9-06	h W 7-2
3-31-07	a L 1-2
3-31-07	a W 4-0
4-1-07	a L 0-2
5-10-07	h W 1-0
5-11-07	h W 2-1
3-29-08	h L 0-4
3-30-08	h W 8-7
3-30-08	h L 0-14

### TOWSON (6-3)

H: 4-2 • A: 2-1 • N: 0-0 • CAA: 6-3  
CAA Tournament: 0-0

4-29-06	h W 5-0
4-29-06	h L 0-1
4-30-06	h W 3-1
4-28-07	a W 6-0
4-28-07	a W 10-6
4-29-07	a L 3-4
4-19-08	h W 2-1
4-19-08	h L 4-7
4-20-08	h W 5-1

### UNC WILMINGTON (11-5)

H: 5-1 • A: 3-3 • N: 4-1 • CAA: 5-4  
CAA Tournament: 1-0

3-4-90	n W 10-2
4-17-92	n W 3-1
4-17-93	h W 3-1
4-16-94	n W 3-1
3-29-99	n L 2-3
3-4-05	n W 4-3
4-22-06	a L 0-3
4-22-06	a L 0-1
4-23-06	a L W 7-4
5-12-06	h W 13-5
4-21-07	h L 2-8
4-21-07	h W 3-0
4-22-07	h W 8-2
4-26-08	a W 5-0
4-26-08	a W 4-0
4-27-08	a W 2-1

# Panther Notes

Team	Conference						Overall as of 5/05/2008						
	Record	Pct	Home	Away	Neutral	Streak	Record	Pct	Home	Away	Neutral	Streak	
Hofstra	18-3	.857	9-0	9-3	0-0	W10	39-10	.796	13-0	13-5	13-5	W13	
Georgia State	15-5	.750	7-5	8-0	0-0	W7	37-16	.698	26-11	9-4	2-1	W6	
James Madison	14-6	.700	7-4	7-2	0-0	W10	30-20	.600	11-7	13-7	6-6	W10	
Towson	12-8	.600	7-2	5-6	0-0	W3	36-24	.600	16-4	13-14	7-6	W3	
Drexel	10-11	.476	9-3	1-8	0-0	L3	27-20	.574	12-3	9-11	6-6	L3	
George Mason	6-14	.300	1-7	5-7	0-0	L6	19-32	.373	12-10	6-12	1-10	L6	
Delaware	4-17	.190	3-9	1-8	0-0	L8	22-26	.458	9-12	7-11	6-3	L3	
UNC Wilmington	3-18	.143	3-6	0-12	0-0	L10	12-33-1	.272	8-9	0-21-1	4-3	L10	

## 2008 CAA WEEKLY AWARDS

### PLAYERS OF THE WEEK

Previous Players of the Week:

2/19 Lauren Jones, Georgia State

2/26 Pam Dreslinski, Hofstra

3/4 Amber Kirk, James Madison

3/12 Ashli Breau, George Mason

3/18 Sandi Wambold, Drexel

3/24 Jessica Gowin, Georgia State

4/1 Ashley Botelho, Drexel

4/7 Katie Lee, Delaware

Stef Streets, Towson

4/14 Brittney Dyson, James Madison

Aimee Rosa, Towson

4/21 Kaitlyn Wernsing, James Madison

4/28 Christina Rodriguez, Drexel

5/5 Molly Dacey, Drexel

Amber Kirk, JMU

### PITCHERS OF THE WEEK

Previous Pitchers of the Week:

2/19 Joanna Kralowetz, Hofstra

2/26 Meredith Felts, James Madison

3/4 Meredith Felts, James Madison

3/12 Claire Rietmann-Grout, Towson

3/18 Jenny Clohan, James Madison

3/24 Kayleigh Lotti, Hofstra

4/1 Kayleigh Lotti, Hofstra

4/7 Kayleigh Lotti, Hofstra

4/14 Becky Anderson, George Mason

4/21 Kayleigh Lotti, Hofstra

4/28 Kayleigh Lotti, Hofstra

Meredith Felts, James Madison

5/5 Kayleigh Lotti, Hofstra

### ROOKIES OF THE WEEK

Previous Rookies of the Week:

2/19 Alicia Mills, Georgia State

2/26 Sara Michalowski, Hofstra

3/4 Catherine Lee, Georgia State

3/12 Sammi Dipompo, Towson

3/18 Anne Marie Pagano, Delaware

3/24 Alicia Mills, Georgia State

4/1 Catherine Lee, Georgia State

4/8 Catherine Lee, Georgia State

4/14 Sara Michalowski, Hofstra

4/21 Catherine Lee, Georgia State

4/28 Sammi DiPompo, Towson

5/5 Sara Michalowski, Hofstra

## GEORGIA STATE WEEKLY CAA AWARD WINNERS



Freshman Catherine Lee



Freshman Lauren Jones



Freshman Alicia Mills



Senior Jessica Gowin

# ALL-TIME TOURNAMENT RECORDS

## ALL-TIME RECORD: 51-32 (.614)

### 2007 CAA Runner-up (2-2)

5/10	vs. James Madison	W, 1-0
5/11	vs. Hofstra	L, 0-1
5/11	vs. James Madison	W, 2-1
5/12	vs. Hofstra	L, 1-3

### 2006 CAA Runner-up (3-2)

5/11	vs. Delaware	W, 6-5
5/12	vs. Hofstra	L, 3-5
5/12	vs. UNCW	W, 13-5
5/13	vs. Hofstra	W, 4-3
5/13	vs. Hofstra	L, 3-7

### 2002 A-SUN (4-2)

5/9	vs. Troy	W, 3-0
5/9	vs. UCF	W, 6-5
5/10	vs. Florida Atlantic	L, 0-2
5/10	vs. UCF	W, 4-2
5/11	vs. Florida Atlantic	W, 3-2
5/11	vs. Florida Atlantic	L, 0-4

### 2001 TAAC (1-2)

5/3	vs. Stetson	W, 5-2
5/3	vs. Samford	L, 4-6
5/3	vs. Troy	L, 4-6

### 2000 TAAC (1-2)

5/4	vs. Troy	W, 1-0
5/4	vs. Stetson	L, 0-1
5/5	vs. Jacksonville State	L, 0-2

### 1999 TAAC (1-2)

5/6	vs. Troy	L, 1-7
5/7	vs. Samford	W, 5-4
5/7	vs. Campbell	L, 2-6

### 1998 TAAC (3-2)

4/30	vs. Stetson	L, 1-2
4/30	vs. Jacksonville State	W, 3-2
5/1	vs. Stetson	W, 3-1
5/1	vs. Florida International	W, 3-0
5/2	vs. Florida Atlantic	L, 2-3

### 1997 TAAC (2-2)

4/24	vs. Stetson	W, 9-5
4/24	vs. Jacksonville State	L, 1-4
4/24	vs. Mercer	W, 5-4
4/25	vs. Jacksonville State	L, 5-8

### 1995 TAAC (1-2)

4/28	vs. Florida Atlantic	L, 1-2
4/28	vs. Centenary	W, 5-3
4/29	vs. Campbell	L, 1-2

### 1994 TAAC Champion (6-1)

4/29	vs. Charleston	W, 9-0
4/29	vs. Samford	L, 3-6
4/29	vs. Mercer	W, 4-1
4/30	vs. SE Louisiana	W, 3-1 (8)
4/30	vs. Samford	W, 2-1 (9)
4/30	vs. Centenary	W, 2-1
4/30	vs. Centenary	W, 2-1 (9)

### 1993 TAAC Champion (4-1)

4/30	vs. Mercer	W, 9-0
4/30	vs. Samford	W, 5-0
5/1	vs. Stetson	W, 1-0
5/1	vs. Stetson	L, 2-3
5/1	vs. Stetson	W, 3-0

### 1992 TAAC Champion (4-0)

5/1	vs. Mercer	W, 5-3
5/1	vs. Centenary	W, 8-1
5/1	vs. Stetson	W, 3-1
5/2	vs. Stetson	W, 4-3 (10)

### 1991 NSWAC (1-2)

5/3	vs. Mercer	W, 4-1
5/3	vs. Stetson	L, 0-1
5/3	vs. Georgia Southern	L, 2-3

### 1990 NSWAC Champion (3-0)

n/a	vs. Georgia Southern	W, 5-2
n/a	vs. Samford	W, 6-4
n/a	vs. Samford	W, 2-0

### 1989 NSWAC Champion (3-1)

n/a	vs. Florida A&M	W, 5-2
n/a	vs. Samford	W, 6-3
n/a	vs. Mercer	L, 0-2
n/a	vs. Mercer	W, 1-0

### 1988 NSWAC (5-3)

4/30	vs. Georgia Southern	W, 7-2
4/30	vs. Mercer	W, 11-3
4/30	vs. Samford	W, 2-0
5/1	vs. Florida A&M	W, 7-1
5/1	vs. Stetson	L, 3-4
5/1	vs. Florida A&M	W, 11-1
5/2	vs. Stetson	L, 4-5
5/2	vs. Stetson	L, 0-6

### 1987 NSWAC (5-3)

n/a	vs. Georgia Southern	W, 6-1
n/a	vs. Mercer	L, 5-7
n/a	vs. Florida A&M	W, 3-0
n/a	vs. Stetson	W, 2-0
n/a	vs. Mercer	W, 5-1
n/a	vs. Stetson	L, 2-3
n/a	vs. Stetson	W, 2-1 (10)
n/a	vs. Stetson	L, 3-5

### 1986 NSWAC (2-3)

4/19	vs. Georgia Southern	L, 1-4
4/19	vs. Mercer	W, 6-1
4/19	vs. Stetson	L, 2-5
4/19	vs. Georgia Southern	W, 10-5
4/19	vs. Stetson	L, 4-5 (8)

# **Panther Rosters**

---

## **NUMERICAL ROSTER**

<b>No.</b>	<b>Name</b>	<b>Pos.</b>	<b>B/T</b>	<b>Ht.</b>	<b>Yr.</b>	<b>Hometown/High School</b>
10	Gore, Madi	P	R/R	5-6	Jr.	Acworth, Ga. (Kell HS / University of Virginia)
11	Fetters, Lauren	OF	R/R	5-2	So.	Canton, Ga. (Sequoyah HS)
12	Bess, Tiffany	3B	R/R	5-3	Fr.	Watkinsville, Ga. (Oconee County HS)
13	Willis, Holly	P/DP	R/R	5-7	Jr.	Chesapeake, Va. (Great Bridge HS)
14	Roles, Rebecca	2B	R/R	5-7	Fr.	Lawrenceville, Ga. (Collins Hill HS)
15	Jones, Lauren	OF	R/R	5-5	Fr.	Stockbridge, Ga (Union Grove HS)
16	Cowan, Ashley	P	R/R	6-1	Sr.	Covington, Ga. (Eastside HS / Ga. Perimeter College)
17	Berry, Natasha	OF	R/R	5-5	Jr.	Victoria, BC, Canada, (North Florida CC)
18	Mills, Alicia	P	R/R	5-8	Fr.	Woodstock, Ga. (Sequoyah HS)
20	Thomas, Elizabeth	P	R/R	5-4	So.	Athens, Ga. (Oconee County HS)
22	Morgan, Chelsey	P	R/R	5-6	Jr.	Chesterfield, N.J. (Northern Burlington County Reg. HS)
23	Lee, Catherine	C	R/R	5-9	Fr.	Covington, Ga. (Eastside HS)
24	Roddy, Danielle	3B/OF	L/R	5-4	So.	Canton, Ga. (Woodstock HS)
25	Cunningham, Rachel	SS	R/R	5-6	So.	Alpharetta, Ga. (South Forsyth HS)
26	Gowin, Jessica	1B	R/R	5-4	Sr.	Cohutta, Ga. (Northwest Whitfield HS)
29	Skelton, Margaret	3B/OF	R/R	5-9	So.	McDonough, Ga. (Union Grove HS)

## **ALPHABETICAL ROSTER**

<b>No.</b>	<b>Name</b>	<b>Pos.</b>	<b>B/T</b>	<b>Ht.</b>	<b>Yr.</b>	<b>Hometown/High School</b>
17	Berry, Natasha	OF	R/R	5-5	Jr.	Victoria, BC, Canada, (North Florida CC)
12	Bess, Tiffany	3B	R/R	5-3	Fr.	Watkinsville, Ga. (Oconee County HS)
16	Cowan, Ashley	P	R/R	6-1	Sr.	Covington, Ga. (Eastside HS / Ga. Perimeter College)
25	Cunningham, Rachel	SS	R/R	5-6	So.	Alpharetta, Ga. (South Forsyth HS)
11	Fetters, Lauren	OF	R/R	5-2	So.	Canton, Ga. (Sequoyah HS)
10	Gore, Madi	P	R/R	5-6	Jr.	Acworth, Ga. (Kell HS / University of Virginia)
26	Gowin, Jessica	1B	R/R	5-4	Sr.	Cohutta, Ga. (Northwest Whitfield HS)
15	Jones, Lauren	OF	R/R	5-5	Fr.	Stockbridge, Ga. (Union Grove HS)
23	Lee, Catherine	C	R/R	5-9	Fr.	Covington, Ga. (Eastside HS)
18	Mills, Alicia	P	R/R	5-8	Fr.	Woodstock, Ga. (Sequoyah HS)
22	Morgan, Chelsey	P	R/R	5-6	Jr.	Chesterfield, N.J. (Northern Burlington County Reg. HS)
24	Roddy, Danielle	3B/OF	L/R	5-4	So.	Canton, Ga. (Woodstock HS)
14	Roles, Rebecca	2B	R/R	5-7	Fr.	Lawrenceville, Ga. (Collins Hill HS)
29	Skelton, Margaret	3B/OF	R/R	5-9	So.	McDonough, Ga. (Union Grove HS)
20	Thomas, Elizabeth	P	R/R	5-4	So.	Athens, Ga. (Oconee County HS)
13	Willis, Holly	P/DP	R/R	5-7	Jr.	Chesapeake, Va. (Great Bridge HS)

## **COACHING STAFF**

Head Coach: Bob Heck (Georgia, 1951), 21st Season

Associate Head Coach: Kelly Van Houten (Furman, 2001) Third Season

Assistant Coach: Laura McGirr (Columbus State, 2003) Third Season

Athletic Trainer: Ashley Raymond First Season



## ASHLEY COWAN

RHP • Senior  
Covington, Ga. • Eastside H.S. / Perimeter

- Holds a 19-14 career record with the Panthers
- One of two seniors on the 2008 squad
- Has the most Panther CAA starts this season (9)
- Fanned 135 batters in her 53 games at Georgia State

### Cowan's Career Statistics

Year	ERA	W	L	G	GS	CG	SHO	CBO	SV	IP	H	R	ER	BB	SO	AB	AVG	WP	HB
2007	2.58	11	9	31	19	10	2	0	0	141.33	165	77	52	31	81	590	.280	6	5
2008	3.28	8	5	22	19	8	3	1	0	109	145	67	51	27	54	464	.313	5	5
Totals	2.88	19	14	53	38	18	5	1	0	250.33	310	144	103	58	135	1054	.294	11	10



## JESSICA GOWIN

First Base • Senior  
Cohutta, Ga. • Northwest Whitfield H.S.

- Veteran first baseman who is enjoying her best season as a senior
- Batting .333 with five homers and 28 RBI
- Second on the team in homers
- Has 14 career home runs to rank ninth in Georgia State history
- Named CAA Player of the Week on March 24 after batting 9-for-13 (.689) and helping the Panthers sweep CAA-foe Delaware

### Gowin's Career Statistics

Year	GP/GS	BA	AB	R	H	RBI	2B	3B	HR	SB/A	BB	K	SF/SH
2005	45/37	.265	102	4	27	9	9	0	1	0/0	14	20	1/2
2006	36/21	.257	70	7	18	23	2	1	3	1/1	9	16	2/3
2007	64/64	.239	201	21	48	21	10	0	5	0/0	15	25	1/2
2008	53/53	.333	156	28	52	28	8	0	5	0/0	15	19	3/0
Totals	198/175	.274	529	60	145	81	21	1	14	1/1	53	80	7/7



## MADI GORE

RHP • Junior

Acworth, Ga. • Kell H.S. / University of Virginia

- Two-year starting pitcher with 34 career victories, 272 strikeouts and seven shutouts
- Owns a 14-7 record this season with a 2.75 ERA and 99 strikeouts
- Compiled a 7-2 mark in CAA games
- Won 20 games as a sophomore after transferring from Virginia

### Gore's Career Statistics

Year	ERA	W	L	G	GS	CG	SHO	CBO	SV	IP	H	R	ER	BB	SO	AB	AVG	WP	HB
2007	2.48	20	12	37	34	23	5	0	0	220	202	84	78	61	173	824	.245	9	18
2008	2.75	14	7	25	20	14	2	2	0	119.67	130	57	47	24	99	476	.273	3	5
Totals	2.58	34	19	62	54	37	7	2	0	339.67	332	141	125	85	272	1300	.255	12	23



## CHELSEY MORGAN

RHP • Junior

Chesterfield, N.J. • Northern Burlington County Regional H.S.

- Thrown in 37 games for Georgia State, including one this season
- Holds a 5.12 ERA through 125-2/3 career innings pitched
- Had an appendectomy in the middle of the season, which put her on the DL for a month

### Morgan's Career Statistics

Year	ERA	W	L	G	GS	CG	SHO	CBO	SV	IP	H	R	ER	BB	SO	AB	AVG	WP	HB
2006	4.18	5	6	19	13	4	0	1	0	70.33	88	50	42	20	30		.297	10	1
2007	6.68	2	8	17	9	2	0	0	0	51.33	75	55	49	26	16	223	.336	6	2
2008	1.75	1	0	1	0	0	0	0	0	4	2	2	1	0	8	15	.133	0	0
Totals	5.12	7	14	37	22	6	0	0	0	125.66	166	106	92	27	50	237	.700	6	4



## HOLLY WILLIS

Outfield • Junior  
Chesapeake, Va. • Great Bridge H.S.

- Starting leftfielder who is third on the team with a .362 batting average, including a .407 mark in CAA play
- Fourth on the team with 27 RBI
- Scored 36 runs
- Excellent defender with nine outfield assists
- Made perhaps the biggest defensive play of the season in State's 1-0 victory over Hofstra when she threw out the potential tying run at the plate for the game's final out
- 17-for-20 on stolen bases

### Willis' Career Statistics

Year	GP/GS	BA	AB	R	H	RBI	2B	3B	HR	SB/A	BB	K	HB	SF/SH
2006	18/0	.000	0	9	0	0	0	0	0	1/3	0	0	0	0/0
2007	58/52	.301	146	20	44	16	1	1	1	10/14	9	25	2	0/9
2008	53/52	.362	141	36	51	43	3	0	0	17/20	6	20	0	1/6
Totals	129/104	.331	287	62	95	43	4	1	1	27/34	15	45	2	1/15



## NATASHA BERRY

Outfield • Junior  
Victoria, B.C., Canada • North Florida CC

- Leads team with 19 stolen bases on 25 attempts
- Tied for second in CAA for stolen bases
- Also leads the Panthers with 15 sacrifice hits
- One of two Panthers to hit two triples this season
- Second on the squad in slugging percentage (.500)
- Ranks fourth in the CAA with 38 runs scored

### Berry's Career Statistics

Year	GP/GS	BA	AB	R	H	RBI	2B	3B	HR	SB/A	BB	K	HB	SF/SH
2008	52/51	.331	154	38	51	26	10	2	4	19/25	18	26	1	1/15
Totals	52/51	.331	154	38	51	26	10	2	4	19/25	18	26	1	1/15



## RACHEL CUNNINGHAM

Shortstop • Sophomore  
 Alpharetta, Ga. • South Forsyth H.S.

- Has started 116 straight games at shortstop
- Batting .321 on the season but has improved to .400 in CAA games
- Has four homers and 24 RBI
- Ranks fifth in CAA with 27 conference hits and second with conference doubles (7)

### Cunningham's Career Statistics

Year	GP/GS	BA	AB	R	H	RBI	2B	3B	HR	SB/A	BB	K	SF/SH
2007	63/63	.316	193	23	61	27	14	0	0	1/1	13	31	1/2
2008	53/53	.321	162	34	52	24	12	0	4	0/0	11	22	1/3
Totals	113/113	.318	355	57	113	51	26	0	4	1/1	24	53	2/5



## LAUREN FETERS

Outfield • Sophomore  
 Canton, Ga. • Sequoyah H.S.

- Appeared in 39 games this season for Georgia State, primarily as a pinch-runner
- Scored 13 runs for the Panthers this season
- 2-for-2 on steals this year
- Connected with six hits in her 13 at-bats this season, bringing home five runners

### Feters' Career Statistics

Year	GP/GS	BA	AB	R	H	RBI	2B	3B	HR	SB/A	BB	K	SF/SH
2007	44/17	.186	43	18	8	7	3	1	1	6/7	2	16	0/1
2008	39/2	.500	12	13	6	5	1	0	0	2/2	2	1	0/1
Totals	83/19	.255	55	31	14	12	4	1	1	8/9	4	17	0/2



## DANIELLE RODDY

Third Base • Sophomore  
Canton, Ga. • Woodstock H.S.

- Two-year starter at third base who currently owns the top career batting average in school history
- Enters the CAA Tournament with a career average of .367
- Also ranks among Georgia State's career leaders in walks (3rd, 73) and runs scored (8th, 95)
- Ranks third in CAA this season with a .389 batting average
- Leadoff hitter who excels at getting on base with a .493 on-base percentage, including a league-leading 30 walks
- Second on the team with 46 runs scored
- Also contributed 13 doubles and 19 RBI
- Has struck out just 13 times in 167 at-bats this season, and has only 23 career strikeouts

### Roddy's Career Statistics

Year	GP/GS	BA	AB	R	H	RBI	2B	3B	HR	SB/A	BB	K	HB	SF/SH
2007	63/63	.348	201	49	70	21	13	0	3	6/7	43	10	0	1/0
2008	52/52	.389	167	46	65	19	13	2	0	2/2	30	13	4	0/1
Totals	115/115	.367	368	95	135	40	26	2	3	8/9	73	23	4	1/1



## LILY SKELTON

Designated Player/Infield • Sophomore  
McDonough, Ga. • Union Grove H.S.

- Designated player with three homers and 22 RBI
- Batting .275 on the season, including .375 in CAA games
- Belted 10 homers as a freshman to give her 13 career round-trippers

### Skelton's Career Statistics

Year	GP/GS	BA	AB	R	H	RBI	2B	3B	HR	SB/A	BB	K	HB	SF/SH
2007	52/44	.258	124	16	32	27	3	0	10	0/0	28	40	3	1/1
2008	42/36	.275	109	12	30	22	8	0	3	0/0	14	24	7	0/2
Totals	94/80	.266	233	28	62	49	11	0	13	0/0	42	64	10	1/3



## ELIZABETH THOMAS

RHP • Sophomore  
Athens, Ga.  
Oconee County H.S.

Thomas' Career Statistics																			
Year	ERA	W	L	G	GS	CG	SHO	CBO	SV	IP	H	R	ER	BB	SO	AB	AVG	WP	HB
2007	6.16	1	1	9	2	0	0	0	0	19.33	41	22	17	5	16	100	.410	4	3
2008	1.75	0	0	4	0	0	0	2	1	4	3	1	1	0	4	14	.214	0	2
Totals	5.40	1	1	13	2	0	0	0	0	23.33	44	23	18	6	20	114	.386	4	5



## TIFFANY BESS

Outfield • Freshman  
Watkinsville, Ga.  
Oconee County H.S.

Bess' Career Statistics													
Year	GP/GS	BA	AB	R	H	RBI	2B	3B	HR	SB/A	BB	K	SF/SH
2008	24/3	.222	18	5	4	5	1	0	0	1/1	0	3	0/0
Totals	24/3	.222	18	5	4	5	1	0	0	1/1	0	3	0/0



## LAUREN JONES

Outfield • Freshman  
Stockbridge, Ga. • Union Grove H.S.

- Freshman centerfielder who is second on the team with 31 RBI
- Batting .305 with 11 doubles and four home runs
- Named CAA Player of the Week on Feb. 19 after leading the Panthers to a 4-0 week with doubleheader sweeps of Savannah State and Western Carolina, ending the week with a .733 batting average (11-for-15) with seven runs scored, five doubles, two home runs and 15 RB
- Set a new school record with 8 RBIs in one game off five hits, including two doubles.

Jones' Career Statistics														
Year	GP/GS	BA	AB	R	H	RBI	2B	3B	HR	SB/A	BB	K	HB	SF/SH
2008	53/53	.305	164	21	50	31	11	0	4	1/1	8	28	1	1/1
Totals	53/53	.305	164	21	50	31	11	0	4	1/1	8	28	1	1/1



## CATHERINE LEE

Catcher • Freshman  
Covington, Ga. • Eastside H.S.

- Rookie catcher who is the most productive hitter in the CAA and one of the top freshmen in the nation
- Enjoying a record-setting season, batting .412 with 16 home runs, 61 RBI, 50 runs scored and an eye-popping .800 slugging percentage
- Has already smashed the Georgia State season records for home runs, RBI and runs scored, and is nearing the CAA marks in all three categories
- Leads the CAA in homers, RBI, runs scored doubles, total bases, slugging percentage and on-base percentage (.495) while ranking second in batting average and second in walks
- Strong defensive catcher who has thrown out a league-leading 13 baserunners, plus three pickoffs

### Lee's Career Statistics

Year	GP/GS	BA	AB	R	H	RBI	2B	3B	HR	SB/A	BB	K	HB	SF/SH
2008	53/53	.412	165	50	68	61	16	0	16	0/0	25	26	3	1/1
Totals	53/53	.412	165	50	68	61	16	0	16	0/0	25	26	3	1/1



## ALICIA MILLS

RHP • Freshman  
Woodstock, Ga. • Sequoyah H.S.

- Talented freshman hurler who missed over a month due to an appendectomy but returned to pick up two victories last weekend against Drexel
- Owns a 14-4 record with a 1.14 earned run average
- Has 158 strikeouts with just 17 walks
- Tied for the team lead in 14 victories
- Second in the CAA in ERA and second in strikeouts
- Averages 10.0 strikeouts per seven innings, which leads the CAA and ranks among the top 15 nationally
- Named CAA Rookie of the Week twice this season on Feb. 19 and Mar. 24 after tossing a no-hitter and picking up State's first two CAA wins of the season against Delaware

### Mills' Career Pitching Statistics

Year	ERA	W	L	G	GS	CG	SHO	CBO	SV	IP	H	R	ER	BB	SO	AB	AVG	WP	HB
2008	1.14	14	4	19	14	13	4	1	0	110.33	87	31	18	17	158	418	.208	6	4
Totals	1.14	14	4	19	14	13	4	1	0	110.33	87	31	18	17	158	418	.208	6	4

### Mills' Career Batting Statistics

Year	GP/GS	BA	AB	R	H	RBI	2B	3B	HR	SB/A	BB	K	SF/SH
2008	17/16	.184	38	6	7	13	1	0	3	0/0	14	10	1/0
Totals	17/16	.184	38	6	7	13	1	0	3	0/0	14	10	1/0



## REBECCA ROLES

Second Base • Freshman  
Lawrenceville, Ga. • Collins Hill H.S.

- Started all 53 games at second base this season for the Panthers
- Hit her first collegiate home run in the season finale against Drexel
- Posts a .278 batting average in conference play with 15 hits
- Connected with five doubles this season, bringing home 14 runs

### Roles' Career Statistics

Year	GP/GS	BA	AB	R	H	RBI	2B	3B	HR	SB/A	BB	K	SF/SH
2008	53/53	.236	144	24	34	14	5	0	1	1/1	8	21	2/6
Totals	53/53	.236	144	24	34	14	5	0	1	1/1	8	21	2/6



Georgia State Softball  
Overall Statistics for Georgia State (as of May 05, 2008)  
(All games Sorted by Batting avg)

Record: 37-16 Home: 26-11 Away: 9-5 Neutral: 2-0 CAA: 15-5

Player	AVG	GP-GS	AB	R	H	2B	3B	HR	RBI	TB	SLG%	BB	HBP	SO	GDP	OB%	SF	SH	SB-ATT	PO	A	E	FLD%
23 Lee, Catherine...	.412	53-53	165	50	68	16	0	16	61	132	.800	25	3	26	1	.495	1	1	0-0	344	34	7	.982
24 Roddy, Danielle..	.389	52-52	167	46	65	13	2	0	19	82	.491	30	4	13	2	.493	0	1	2-2	27	67	10	.904
13 Willis, Holly....	.362	53-52	141	36	51	3	0	0	27	54	.383	6	0	20	1	.385	1	6	17-20	52	9	3	.953
26 Gowin, Jessica...	.333	53-53	156	28	52	8	0	5	28	75	.481	15	3	19	0	.395	3	0	0-0	299	24	3	.991
17 Berry, Natasha...	.331	52-51	154	38	51	10	2	4	26	77	.500	18	1	26	0	.402	1	15	19-25	41	1	0	1.000
25 Cunningham, Rache	.321	53-53	162	34	52	12	0	4	24	76	.469	11	0	22	1	.362	1	3	0-0	92	105	17	.921
15 Jones, Lauren....	.305	53-53	164	21	50	11	0	4	31	73	.445	8	1	28	0	.339	1	1	1-1	59	1	1	.984
29 Skelton, Lily....	.275	42-36	109	12	30	8	0	3	22	47	.431	14	7	24	0	.392	0	2	0-0	0	3	0	1.000
14 Roles, Rebecca...	.236	53-53	144	24	34	5	0	1	14	42	.292	8	0	21	2	.273	2	6	1-1	112	63	12	.936
-----																							
11 Fetters, Lauren..	.500	39-2	12	13	6	1	0	0	5	7	.583	2	0	1	0	.571	0	1	2-2	2	0	0	1.000
12 Bess, Tiffany....	.222	24-3	18	5	4	1	0	0	5	5	.278	0	0	3	0	.222	0	0	1-1	0	0	0	.000
18 Mills, Alicia....	.184	17-16	38	6	7	1	0	3	13	17	.447	14	1	10	0	.407	1	0	0-0	4	14	2	.900
20 Thomas, Elizabeth	.000	6-2	0	1	0	0	0	0	0	0	.000	0	0	0	0	.000	0	0	0-0	0	3	0	1.000
22 Morgan, Chelsey..	.000	3-3	0	0	0	0	0	0	0	0	.000	0	0	0	0	.000	0	0	0-0	0	0	0	.000
10 Gore, Madi.....	.000	1-1	0	0	0	0	0	0	0	0	.000	0	0	0	0	.000	0	0	0-0	5	23	0	1.000
Totals.....	.329	53-53	1430	314	470	89	4	40	275	687	.480	151	20	213	7	.398	11	36	43-52	1041	389	58	.961
Opponents.....	.265	53-53	1387	158	367	57	4	33	147	531	.383	68	16	323	5	.306	4	21	29-43	992	380	76	.948

LOB - Team (347), Opp (302). DPs turned - Team (11), Opp (12). CI - Team (1), Lee, C. 1, Opp (1). IBB - Team (4), Roddy, D. 3, Gowin, J. 1, Opp (2). Picked off - Roles, R. 1.

(All games Sorted by Earned run avg)

Player	ERA	W-L	APP	GS	CG	SHO/CBO	SV	IP	H	R	ER	BB	SO	2B	3B	HR	AB	B/Avg	WP	HBP	BK	SFA	SHA
18 Mills, Alicia....	1.14	14-4	19	14	13	4/1	0	110.1	87	31	18	17	158	20	3	6	418	.208	6	4	0	1	5
10 Gore, Madi.....	2.75	14-7	25	20	14	2/2	0	119.2	130	57	47	24	99	18	1	15	476	.273	3	5	0	1	7
16 Cowan, Ashley....	3.28	8-5	22	19	8	3/1	0	109.0	145	67	51	27	54	19	0	10	464	.313	5	5	0	2	9
-----																							
20 Thomas, Elizabeth	1.75	0-0	4	0	0	0/2	1	4.0	3	1	1	0	4	0	0	1	14	.214	0	2	0	0	0
22 Morgan, Chelsey..	1.75	1-0	1	0	0	0/0	0	4.0	2	2	1	0	8	0	0	1	15	.133	0	0	0	0	0
Totals.....	2.38	37-16	53	53	35	12/3	1	347.0	367	158	118	68	323	57	4	33	1387	.265	14	16	0	4	21
Opponents.....	5.06	16-37	53	53	26	8/3	3	330.2	470	314	239	151	213	89	4	40	1430	.329	13	20	2	11	36

PB - Team (14), Lee, C. 14, Opp (12). Pickoffs - Team (3), Lee, C. 3, Opp (1). SBA/ATT - Lee, C. (29-42), Cowan, A. (12-18), Gore, M. (9-14), Mills, A. (7-9), Morgan, C. (1-1), Thomas, E. (0-1).

Georgia State Softball  
Overall Statistics for Georgia State (as of May 05, 2008)  
(All games Sorted by Fielding pct)

Player	C	PO	A	E	FLD%	DPs	SBA	CSB	SBA%	PB	CI
17 Berry, Natasha...	42	41	1	0	1.000	0	0	0	---	0	0
10 Gore, Madi.....	28	5	23	0	1.000	0	9	5	.643	0	0
29 Skelton, Lily....	3	0	3	0	1.000	0	0	0	---	0	0
20 Thomas, Elizabeth	3	0	3	0	1.000	0	0	1	.000	0	0
11 Feters, Lauren..	2	2	0	0	1.000	0	0	0	---	0	0
26 Gowin, Jessica...	326	299	24	3	.991	8	0	0	---	0	0
15 Jones, Lauren....	61	59	1	1	.984	0	0	0	---	0	0
23 Lee, Catherine...	385	344	34	7	.982	0	29	13	.690	14	1
13 Willis, Holly....	64	52	9	3	.953	0	0	0	---	0	0
16 Cowan, Ashley....	49	4	42	3	.939	1	12	6	.667	0	0
14 Roles, Rebecca...	187	112	63	12	.936	6	0	0	---	0	0
25 Cunningham, Rache	214	92	105	17	.921	8	0	0	---	0	0
24 Roddy, Danielle..	104	27	67	10	.904	0	0	0	---	0	0
18 Mills, Alicia....	20	4	14	2	.900	0	7	2	.778	0	0
12 Bess, Tiffany....	0	0	0	0	.000	0	0	0	---	0	0
22 Morgan, Chelsey..	0	0	0	0	.000	0	1	0	1.000	0	0
Totals.....	1488	1041	389	58	.961	11	29	14	.674	14	1
Opponents.....	1448	992	380	76	.948	12	43	9	.827	12	1

Hitting minimums - 1 Games 60% of Games 25 AB

Pitching minimums - 1 Games 1.0 IP/Game

Georgia State Softball  
 Conference statistics for Georgia State (as of May 05, 2008)  
 (CAA games only Sorted by Batting avg)

Record: 15-5 Home: 7-5 Away: 8-0 CAA: 15-5

Player	AVG	GP-GS	AB	R	H	2B	3B	HR	RBI	TB	SLG%	BB	HBP	SO	GDP	OB%	SF	SH	SB-ATT	PO	A	E	FLD%
13 Willis, Holly....	.407	20-20	54	14	22	0	0	0	10	22	.407	5	0	4	0	.458	0	3	8-10	24	7	1	.969
25 Cunningham, Rache	.400	20-20	65	10	26	7	0	1	9	36	.554	3	0	7	0	.426	0	2	0-0	47	36	14	.856
23 Lee, Catherine...	.397	20-20	68	15	27	8	0	6	22	53	.779	8	1	9	0	.468	0	0	0-0	108	15	3	.976
29 Skelton, Lily....	.375	15-15	40	2	15	2	0	1	9	20	.500	7	6	9	0	.528	0	2	0-0	0	0	0	.000
26 Gowin, Jessica...	.339	20-20	59	9	20	2	0	1	8	25	.424	9	0	4	0	.408	3	0	0-0	115	11	1	.992
24 Roddy, Danielle..	.317	20-20	63	15	20	1	0	0	4	21	.333	13	2	3	2	.449	0	0	0-0	13	29	5	.894
17 Berry, Natasha...	.297	20-20	64	12	19	3	1	1	10	27	.422	8	0	14	0	.370	1	6	7-10	17	0	0	1.000
14 Roles, Rebecca...	.278	20-20	54	5	15	1	0	1	7	19	.352	2	0	9	2	.298	1	3	0-0	52	25	5	.939
15 Jones, Lauren....	.123	20-20	57	7	7	0	0	0	2	7	.123	5	1	10	0	.203	1	1	0-0	23	1	0	1.000
-----																							
18 Mills, Alicia....	.143	6-5	7	3	1	0	0	1	3	4	.571	9	0	2	0	.625	0	0	0-0	1	3	0	1.000
12 Bess, Tiffany....	.000	9-0	4	0	0	0	0	0	0	0	.000	0	0	1	0	.000	0	0	0-0	0	0	0	.000
11 Fetters, Lauren..	.000	16-0	1	7	0	0	0	0	0	0	.000	0	0	0	0	.000	0	0	0-0	0	0	0	.000
20 Thomas, Elizabeth	.000	2-0	0	1	0	0	0	0	0	0	.000	0	0	0	0	.000	0	0	0-0	0	1	0	1.000
10 Gore, Madi.....	.000	1-1	0	0	0	0	0	0	0	0	.000	0	0	0	0	.000	0	0	0-0	3	11	0	1.000
Totals.....	.321	20-20	536	100	172	24	1	12	84	234	.437	69	10	72	4	.404	6	17	15-20	405	159	29	.951
Opponents.....	.308	20-20	574	78	177	30	1	10	72	239	.416	32	7	101	3	.351	2	5	10-15	385	151	35	.939

LOB - Team (154), Opp (138). DPs turned - Team (5), Opp (6). CI - Team (1), Lee, C. 1, Opp (1). IBB - Team (0), Opp (1).

(CAA games only Sorted by Earned run avg)

Player	ERA	W-L	APP	GS	CG	SHO/CBO	SV	IP	H	R	ER	BB	SO	2B	3B	HR	AB	B/Avg	WP	HBP	BK	SFA	SHA
18 Mills, Alicia....	1.36	5-1	7	4	4	2/0	0	36.0	33	13	7	7	51	8	1	2	144	.229	3	2	0	0	0
10 Gore, Madi.....	2.88	7-2	10	7	5	1/1	0	48.2	59	22	20	10	38	9	0	5	200	.295	1	1	0	0	2
16 Cowan, Ashley....	4.82	3-2	10	9	3	2/1	0	49.1	85	43	34	15	12	13	0	3	227	.374	2	4	0	2	3
-----																							
20 Thomas, Elizabeth	0.00	0-0	1	0	0	0/0	0	1.0	0	0	0	0	0	0	0	0	3	.000	0	0	0	0	0
Totals.....	3.16	15-5	20	20	12	6/1	0	135.0	177	78	61	32	101	30	1	10	574	.308	6	7	0	2	5
Opponents.....	4.20	5-15	20	20	7	2/2	2	128.1	172	100	77	69	72	24	1	12	536	.321	6	10	2	6	17

PB - Team (4), Lee, C. 4, Opp (5). Pickoffs - Team (3), Lee, C. 3. SBA/ATT - Lee, C. (10-15), Cowan, A. (5-8), Gore, M. (3-5), Mills, A. (2-2).

Georgia State Softball  
 Conference statistics for Georgia State (as of May 05, 2008)  
 (CAA games only Sorted by Fielding pct)

Player	C	PO	A	E	FLD%	Dps	SBA	CSB	SBA%	PB	CI
15 Jones, Lauren....	24	23	1	0	1.000	0	0	0	---	0	0
16 Cowan, Ashley....	22	2	20	0	1.000	1	5	3	.625	0	0
17 Berry, Natasha...	17	17	0	0	1.000	0	0	0	---	0	0
10 Gore, Madi.....	14	3	11	0	1.000	0	3	2	.600	0	0
18 Mills, Alicia....	4	1	3	0	1.000	0	2	0	1.000	0	0
20 Thomas, Elizabeth	1	0	1	0	1.000	0	0	0	---	0	0
26 Gowin, Jessica...	127	115	11	1	.992	4	0	0	---	0	0
23 Lee, Catherine...	126	108	15	3	.976	0	10	5	.667	4	1
13 Willis, Holly....	32	24	7	1	.969	0	0	0	---	0	0
14 Roles, Rebecca...	82	52	25	5	.939	1	0	0	---	0	0
24 Roddy, Danielle..	47	13	29	5	.894	0	0	0	---	0	0
25 Cunningham, Rache	97	47	36	14	.856	5	0	0	---	0	0
11 Feters, Lauren..	0	0	0	0	.000	0	0	0	---	0	0
29 Skelton, Lily....	0	0	0	0	.000	0	0	0	---	0	0
12 Bess, Tiffany....	0	0	0	0	.000	0	0	0	---	0	0
Totals.....	593	405	159	29	.951	5	10	5	.667	4	1
Opponents.....	571	385	151	35	.939	6	15	5	.750	5	1

Hitting minimums - 1 Games 60% of Games 25 AB

Pitching minimums - 1 Games 1.0 IP/Game