


CAA Mileage Chart

|  | Delaware | Drexel | George Mason | Georgia State | Hofstra | James Madison | UNC Wilmington | Northeastern | Old Dominion | Towson | Virginia Commonwealth | William & Mary |
|---|------------|------------|--------------|---------------|------------|---------------|----------------|--------------|--------------|------------|-----------------------|----------------|
| Delaware (Newark, Del.) | - | 44 | 117 | 742 | 158 | 228 | 481 | 349 | 297 | 57 | 210 | 257 |
| Drexel (Philadelphia, Pa.) | 44 | - | 157 | 782 | 127 | 269 | 522 | 313 | 274 | 98 | 252 | 297 |
| George Mason (Fairfax, Va./Washington, D.C.) | 117 | 157 | - | 633 | 271 | 116 | 372 | 461 | 188 | 73 | 102 | 148 |
| Georgia State (Atlanta, Ga.) | 742 | 782 | 633 | - | 897 | 534 | 421 | 1,088 | 568 | 700 | 533 | 576 |
| Hofstra (Hempsted, N.Y./New York, N.Y.) | 158 | 127 | 271 | 897 | - | 383 | 636 | 222 | 385 | 212 | 366 | 412 |
| James Madison (Harrisonburg, Va.) | 228 | 269 | 116 | 534 | 383 | - | 394 | 575 | 221 | 171 | 129 | 181 |
| UNC Wilmington (Wilmington, N.C.) | 481 | 522 | 372 | 421 | 636 | 394 | - | 825 | 282 | 438 | 266 | 305 |
| Northeastern (Boston, Mass.) | 349 | 313 | 461 | 1,088 | 222 | 575 | 825 | - | 577 | 400 | 555 | 600 |
| Old Dominion (Norfolk, Va.) | 297 | 274 | 188 | 568 | 385 | 221 | 282 | 577 | - | 254 | 93 | 45 |
| Towson (Towson, Md./Baltimore, Md.) | 57 | 98 | 73 | 700 | 212 | 171 | 438 | 400 | 254 | - | 168 | 213 |
| Va. Commonwealth (Richmond, Va.) | 210 | 252 | 102 | 533 | 366 | 129 | 266 | 555 | 93 | 168 | - | 52 |
| William & Mary (Williamsburg, Va.) | 257 | 297 | 148 | 576 | 412 | 181 | 305 | 600 | 45 | 213 | 52 | - |

Source: Mapquest.com

Georgia State Tournament History

All-Time Conference Tournaments Participated In: 25
All-Time Conference Tournament Record: 18-23
 (Results include CAA, A-Sun/T.A.A.C, and Sun Belt)

Recent Opening Round Game Result: Won opener in 8 of last 9 years

Conference Tournaments Won: 2
 2000-01 and 1990-91

Conference Championship Games Played In: 4
 2001-02, 2002-03, 1991-92, 1990-91

Record vs. Current Schools:

| | | |
|--------------|-----|-------------------------------|
| George Mason | 0-1 | Last Played, 2005-06 - L (OT) |
| Towson | 1-0 | Last Played, 2005-06 - W |

Times at Each Seed:

| | | |
|--------|----------------------------------|-------------------------------------|
| No. 1 | 2 (2001-02, 2000-01) | Won Championship, Lost Championship |
| No. 2 | 2 (1990-91, 1991-92) | Lost Semifinals, Lost Championship |
| No. 3 | 4 (1993-94, 96-97, 97-98, 98-99) | Lost Opener twice, Lost Semis twice |
| No. 4 | 1 (2003-04) | Won opener, Lost in Semis |
| No. 5 | 2 (1990-91, 2004-05) | Won Championship, Lost opener |
| No. 6 | 1 (1988-89) | Lost Opener |
| No. 7 | 3 (2002-03, 1994-95, 1986-87) | Lost in Semis twice, Lost opener |
| No. 8 | 4 (1984-85, 85-86, 97-88, 89-90) | Lost Openers |
| No. 10 | 1 (2005-06) | Won opener, lost in second round |

(does not include Sun Belt seeds from 1977-81)

Times Beat A Higher Seed : 5

| | | |
|--------|---------|--------------------------------------|
| No. 5 | 1990-91 | Beat No. 1 seed in Semifinals (UTSA) |
| No. 7 | 2002-03 | Beat No. 2 seed in Opener (Belmont) |
| No. 7 | 1994-95 | Beat No. 2 seed in Opener (Samford) |
| No. 5 | 1990-91 | Beat No. 4 seed in Opener (Stetson) |
| No. 10 | 2005-06 | Beat No. 7 seed in Opener (Towson) |

Times Lost To A Lower Seed: 3

| | | |
|-------|-----------|-------------------------------------|
| No. 1 | 2001-02 | Lost to No. 3 in Championship (FAU) |
| No. 2 | 1990-2000 | Lost to No. 3 in Semis (Samford) |
| No. 3 | 1993-94 | Lost to No. 6 in Opener (Samford) |

Times Beaten Host Team in Host City: 3

UCF in Semis in 2001-02
 Jacksonville in Opener in 1998-99
 Stetson in Opener in 1990-91

| <u>Year - Seed</u> | <u>Location</u> | <u>Scorer</u> | <u>Rebounder</u> | <u>Asst.</u> |
|-------------------------------------|---|-------------------|------------------|----------------|
| 2005-06 (No. 10 seed) | Richmond (Coliseum) - Coach Perry | | | |
| Mar. 3 vs. Towson (No. 7) | Won, 72-64 | Favors 20 | Dickerson 7 | Favors 7 |
| Mar. 4 vs. George Mason (No. 2) | Lost, 61-56 OT | Favors 11 | Dickerson 7 | Favors 5 |
| 2004-05 (No. 5) | Nashville (Curb Event Center) - Coach Perry | | | |
| Mar. 3 vs. Belmont (No. 4) | Lost, 67-61 | Morgan, Favors 12 | Thomas 9 | Copeland 5 |
| 2003-04 (No. 4 seed) | Nashville (Curb Event Center) - Coach Perry | | | |
| Mar. 4 vs. Stetson (No. 5) | Won, 55-47 | Favors 13 | Galloway 7 | Favors 5 |
| Mar. 5 vs. Troy State (No. 1) | Lost, 62-63 | Williams 19 | Williams 12 | Favors 5 |
| 2002-03 (No. 7 seed) | Atlanta (Georgia State Sports Arena) - Coach Perry | | | |
| Mar. 6 vs. Belmont (No. 2) | Won 76-58 | Williams 18 | Galloway 9 | Four w/3 |
| Mar. 7 vs. Troy State (No. 1) | Lost, 61-71 | Williams 17 | Davis 12 | Favors 8 |
| 2001-02 (No. 1 seed) | Orlando, Fla (UCF Arena) - Coach Driesell | | | |
| Feb. 28 vs. Belmont (No. 8) | Won, 82-79 | Terrell 28 | Williams 8 | Davis 5 |
| Mar. 1 vs. UCF (No. 5) | Won, 82-64 | Terrell 30 | Terrell 14 | Davis 5 |
| Mar. 2 vs. FAU (No. 3) | Lost, 75-76 | Terrell 22 | Davis 9 | Davis 4 |
| 2000-01 (No. 1 seed) | Atlanta (Georgia State Sports Arena) - Coach Driesell | | | |
| Mar. 1 vs. FAU (No. 8) | Won, 96-57 | Long 18 | Terrell 9 | McIntosh 4 |
| Mar. 2 vs. Stetson (No. 4) | Won, 68-65 | Cooper 19 | Terrell 7 | Long 5 |
| Mar. 3 vs. Troy State (No. 2) | Won, 79-55 | Morris 18 | Long 14 | Cooper, Long 5 |
| 1999-2000 (No. 2 seed) | Jacksonville, Fla (Memorial Coliseum) - Coach Driesell | | | |
| Mar. 2 vs. FAU (No. 7) | Won, 77-54 | Long, Reese 20 | Hill 10 | Wootson 6 |
| Mar. 3 vs. Samford (No. 3) | Lost, 80-83 | Reese 23 | Long 9 | Morris 8 |
| 1998-1999 (No. 3 seed) | Jacksonville, Fla (Memorial Coliseum) - Coach Driesell | | | |
| Feb. 25 vs. J'ville (No. 6) | Won, 78-58 | Gause 20 | Gause 7 | Morris 6 |
| Feb. 26 vs. UCF (No. 2) | Lost, 60-67 | Reese 14 | Gause 11 | Morris 5 |
| 1997-98 (No. 3 seed) | Charleston, S. C. (College of Charleston, Kresse Arena)-Driesell | | | |
| Feb. 26 vs. Stetson (No. 6) | Won 80-59 | Pinkett 21 | Gause 6 | Hamilton 5 |
| Feb. 27 vs. FIU (No. 2) | Lost, 80-82 | Hamilton 20 | Gause 8 | Hamilton 7 |
| 1996-97 (No. 3W seed) | Charleston, S.C. (College of Charleston, Kresse Arena)- Wilson | | | |
| Feb. 27 vs. FIU (No. 2E) | Lost 57-80 | Hamilton 21 | Wright 11 | Hamilton 4 |
| 1995-96 (Did Not Qualify) | | | | |
| 1994-95 (No. 7 seed) | Orlando, FL (UCF Arena)- Coach Wilson | | | |
| Mar. 2 vs. Samford (No. 2) | Won, 71-57 | T. Williams 22 | Brandon 10 | T. Williams 5 |
| Mar. 3 vs. Mercer (No. 3) | Lost, 71-81 | Brandon 17 | Evans 9 | Hamilton 4 |
| 1993-94 (No. 3 seed) | Orlando, FL (UCF Arena) - Coach Reinhart | | | |
| Mar. 3 vs. Samford (No. 6) | Lost, 57-78 | Strbling 21 | Stribling 9 | Three w/2 |
| 1992-93 (No Tournament held) | | | | |
| 1991-92 (No. 2 seed) | Statesboro, GA (at Georgia Southern- 1st two rounds Georgia State) | | | |
| Mar. 6 vs. Centenary (No. 7) | Won, 84-69 | Luckydo 18 | Coley 7 | Smiley 7 |
| Mar. 7 vs. Mercer (No. 6) | Won, 75-68 | Smiley 11 | Gauff 6 | Gauff 5 |
| Mar. 8 vs. Ga. Southern (1) | Lost, 82-95 | Z. Smith 18 | Gauff/Coley 7 | Brooks 3 |
| 1990-91 (No. 5 seed) | DeLand, FL (Edmunds Center, Stetson) - Coach Reinhart | | | |
| Mar. 5 vs. Stetson (No. 4) | Won, 70-64 | Luckydo 26 | Collier 7 | Wilder 5 |
| Mar. 6 vs. UTSA (No. 1) | Won, 94-84 | Collier 25 | Collier 13 | Wilder 4 |
| Mar. 7 vs. UALR (No. 6) | Won, 80-60 | Luckydo 21 | Collier 9 | Gauff 4 |
| 1989-90 (No. 8 seed) | Little Rock, Ark (Barton Arena, UALR) - Coach Reinhart | | | |
| Mar. 6 vs. Cent. (No.1) | Lost, 91-102 | O'Brien 29 | Collier 9 | Gauff 6 |
| 1988-89 (No. 6 seed) | Litle Rock, Ark, (Barton Arena, UALR) - Coach Reinhart | | | |
| Mar. 7 vs. Stetson (No. 6) | Lost, 63-106 | Copeland 18 | Tucker 8 | Hunt 3 |
| 1987-88 (No. 8 seed) | Daytona Beach, Fla (Ocean Center) - Coach Reinhart | | | |
| Mar. 10 vs. Ga. Southern (No. 1) | Lost, 55-71 | W. Brown 15 | Davis 11 | Hunt 5 |
| 1986-87 (No. 7) | Little Rock, Ark - Coach Reinhart | | | |
| Mar. 5 vs. HBU (No. 2) | Lost, 64-78 | Howard 19 | Jackson 12 | Jackson 3 |
| 1985-86 (No. 8) | Little Rock, Ark (UALR Fieldhouse) - Coach Reinhart | | | |
| Mar. 1 vs. UALR (No. 1) | Lost, 1155-82 | Andrews 26 | Wright 9 | Firnback 3 |
| 1984-85 (No. 8) | Statesboro, GA (Georgia Southern) | | | |
| Mar. 2 vs. Ga. Southern (No. 1) | Lost, 109-61 | Jackson 14 | Jackson 6 | Morris 3 |

Georgia State Tournament History

TEAM CONFERENCE TOURNAMENT RECORDS

| | |
|------------------------------|--|
| Points Scored | 96 vs. Florida Atlantic, 2001 |
| | 94 vs. UTSA, 1991 |
| | 91 vs. Centenary, 1990 |
| | 84 vs. Centenary, 1992 |
| | 82 Four Times |
| Largest Win | 39 vs. Florida Atlantic, 2001 (96-57) |
| | 24 vs. Troy State, 2001 (79-55) |
| | 23 vs. Florida Atlantic, 2000 (77-54) |
| | 21 vs. Stetson, 1998 (80-59) |
| | 20 vs. Jacksonville, 1999 (78-58) |
| | 20 vs. UALR, 1991 (80-60) |
| Largest Loss | 43 vs. Stetson, 1989 (106-63) |
| | 33 vs. UALR, 1986 (115-82) |
| | 21 vs. Samford, 1994 (78-57) |
| | 16 vs. Georgia Southern, 1988 (71-55) |
| | 13 Two times |
| Record In Close Games | W 1, L 5 (Games within 3 points or less) |
| | Lost 62-63 to Troy State, 2004 semis |
| | Lost 76-75 to Florida Atlantic, 2002 title |
| | Lost 82-80 to Florida International, 1998 semifinals |
| | Lost 83-80 to Samford, 2000 semifinals |
| | Won 82-79 vs. Belmont, 2002 round one |
| | Lost, OT, 61-56 to Mason, 2006 second rd. |
| Field Goals Att. | 74 vs. UALR, 1986 |
| | 73 vs. Stetson, 1989 |
| | 72 vs. Mercer, 1995 |
| | 71 vs. Troy State, 2001 |
| | 71 vs. Samford, 1994 |
| | 70 vs. Centenary, 1990 |
| Field Goals | 35 vs. Florida Atlantic, 2001 |
| | 34 vs. Centenary, 1990 |
| | 33 vs. UTSA, 1991 |
| | 31 Three Times |
| Field-Goal Pct. | . |
| | .622 vs. Belmont, 2003 (28-45) |
| | .622 vs. Samford, 2000 (28-45) |
| | .600 vs. UTSA, 1991 (33-55) |
| | .534 vs. Stetson, 1998 (31-58) |
| | .530 vs. FAU, 2001 (35-66) |

| | |
|------------------------|-----------------------------------|
| 3-Point FG Att. | |
| | 40 vs. Troy State, 2001 (made 16) |
| | 30 vs. Troy State, 2003 (made 8) |
| | 28 vs. UCF, 1999 (made 6) |
| | 21 vs. UCF, 2002 (made 9) |
| | 21 vs. FAU, 2000 (made 7) |

| | |
|------------------------|----------------------------------|
| 3-Point FG Made | |
| | 16 vs. Troy State, 2001(40 att.) |
| | 10 vs. FAU, 2001 (20 att.) |
| | 9 vs. UCF, 2002 (21 att.) |
| | 8 vs. Troy State, 2003 (30 att.) |

| | |
|---------------------|----------------------------------|
| 3-Point Pct. | .545 vs. Belmont, 2003 (6 of 11) |
| | .500 vs. FAU, 2001 (10 of 20) |
| | .500 vs. Belmont, 2002 (6 of 12) |
| | .500 vs. Samford, 2001 (5 of 10) |

| | |
|-------------------------|--------------------------------|
| Free Throws Att. | |
| | 42 vs. Mercer, 1992 (27 made) |
| | 33 vs. UALR, 1991 (20 made) |
| | 31 vs. Samford, 1995 (21 made) |
| | 30 Three Times |

| | |
|--------------------|-------------------------------|
| Free Throws | 27 vs. Mercer, 1992 (42 att.) |
| | 25 vs. UTSA, 1991 (36 att.) |
| | 22 vs. UCF, 1999 (30 att.) |
| | 22 vs. UALR, 1986 (30 att.) |

| | |
|------------------------|----------------------------------|
| Free-Throw Pct. | |
| | 1.000 10 for 10 vs. FAU, 2000 |
| | .909 10 for 11 vs. Stetson, 2004 |
| | .867 13 for 15 vs. Belmont, 2005 |
| | .809 17 for 21 vs. Cent., 1990 |
| | .808 21 of 26 vs. FAU, 2002 |
| | .783 18 of 23 vs. Samf., 2000 |
| | .778 14 of 18 vs. FIU, 1998 |

| | |
|-----------------|------------------------------|
| Rebounds | 47 vs. Troy State, 2004 |
| | 47 vs. UCF, 2002 |
| | 45 vs. Houston Baptist, 1987 |
| | 45 vs. UTSA, 1991 |
| | 45 vs. Samford, 1994 |
| | 44 Two times |

| | |
|------------------------|-------------------------|
| Offensive Rebs. | 23 vs. Samford, 1994 |
| | 20 vs. Stetson, 1989 |
| | 20 vs. UCF, 1999 |
| | 20 vs. Troy State, 2001 |

Georgia State Tournament History

TOURNAMENT RECORDS (Cont.)

| | | |
|-------------------------------|----|------------------------------|
| Defensive Rebs. | 33 | vs. UTSA, 1991 |
| | 33 | vs. Troy State, 2004 |
| | 32 | vs. Houston Baptist, 1987 |
| | 30 | vs. FAU, 2001 |
| | 29 | vs. UCF, 2002 |
| | 28 | Two times |
| Steals | 14 | vs. Florida Atlantic, 2001 |
| | 14 | vs. Jacksonville, 1999 |
| | 13 | vs. Samford, 1994 |
| | 13 | vs. Samford, 2001 |
| | | |
| Most Turnovers | 27 | vs. Troy State, 2004 |
| | 24 | vs. Georgia Southern, 1992 |
| | 23 | vs. FIU, 1997 |
| | 20 | Twice |
| | | |
| Assists | 20 | vs. Centenary, 1990 |
| | 19 | vs. Florida Atlantic, 2001 |
| | 18 | vs. Troy State, 2001 |
| | 17 | vs. UCF, 2002 |
| | 17 | vs. Florida Atlantic, 2000 |
| | | |
| Blocked Shots: | 11 | vs. Belmont, 2003 |
| | 6 | vs. Towson, 2006 |
| | 6 | vs. George Mason, 2006 |
| | 6 | vs. Troy State, 2001 |
| | 5 | vs. Troy State, 2003 |
| | 5 | vs. Florida Atlantic, 2000 |
| | 5 | vs. Samford, 1994 |
| | 5 | vs. UALR, 1991 |
| | | |
| | | |
| Most Fouls Committed | 30 | vs. George Mason, 2006 |
| | 30 | vs. Centenary, 1990 |
| | 30 | vs. Samford, 1994 |
| | 30 | vs. UALR, 1986 |
| | 28 | vs. Mercer, 1995 |
| | | |
| Fewest Fouls Committed | 12 | vs. Troy State, 2001 |
| | 13 | vs. Stetson, 1991 |
| | 14 | vs. UALR, 1991 |
| | 14 | vs. FAU, 2000 |
| | 14 | vs. UCF, 2002 |
| | | |
| Fewest Points Scored | 55 | vs. Georgia Southern (55-71) |
| | 55 | vs. Stetson (55-47) |
| | 56 | vs. George Mason (56-61OT) |
| | 57 | vs. FIU, (57-70) |
| | 57 | vs. Samford, 1994 (57-78) |
| | 60 | vs. UCF, 1999 (60-67) |
| | 61 | vs. Troy State, 2003 (61-71) |
| | 61 | vs. Belmont, 2005 (61-67) |

Conference Tournament Sites

| <u>Year (Winner)</u> | <u>Site</u> |
|----------------------|---|
| CAA | |
| 2006 (UNCW) | Richmond Coliseum, Richmond, Va. |
| A-SUN/TAAC | |
| 2005 (UCF) | Curb Event Center, Nashville, Tenn. |
| 2004 (UCF) | Curb Event Center, Nashville, Tenn. |
| 2003 (Troy St.) | Georgia State Sports Arena, Atlanta, Ga |
| 2002 (FAU) | UCF Arena, Orlando, Fla |
| 2001 (Georgia St.) | Georgia State Sports Arena, Atlanta, Ga |
| 2000 (Samford) | Memorial Coliseum, Jacksonville, Fla |
| 1999 (Samford) | Memorial Coliseum, Jacksonville, Fla |
| 1998 (Charleston) | Kresse Arena, Charleston, SC |
| 1997 (Charleston) | Kresse Arena, Charleston, SC |
| 1996 (UCF) | Edmunds Center, DeLand, Fla |
| 1995 (FIU) | UCF Arena, Orlando, Fla |
| 1994 (UCF) | UCF Arena, Orlando, Fla |
| 1993 | No Tournament Held |
| 1992 (Ga Southern) | Hanner Fieldhouse, Statesboro, Ga |
| 1991 (Georgia St.) | Edmunds Center, DeLand, Fla |
| 1990 (UALR) | Barton Coliseum, Little Rock, Ark |
| 1989 (UALR) | Barton Coliseum, Little Rock, Ark |
| 1988 (UTSA) | Ocean Center, Daytona Beach, Fla |
| 1987 (Ga Southern) | Barton Coliseum, Little Rock, Ark |
| 1986 (UALR) | Barton Coliseum, Little Rock, Ark |
| 1985 (Mercer) | Hanner Fieldhouse, Statesboro, Ga |

1977-81 (Sun Belt) Do not have records of sites

Number of Times The Regular Season Champ Also Won Tournament (7 Times)

2001 - Georgia State
 1999 - Samford
 1998 - Charleston
 1997 - Charleston
 1992 - Georgia Southern
 1986 - UALR
 1984 - Houston Baptist

Number of Times Regular Season Champ Did Not Win The Tournament (20 times)

Georgia State Tournament History

INDIVIDUAL CONFERENCE TOURNAMENT RECORDS

Points Scored

| | |
|----|--------------------------------|
| 30 | Thomas Terrell, UCF, 2002 |
| 29 | Matt O'Brien, Centenary, 1990 |
| 28 | Thomas Terrell, Belmont, 2002 |
| 26 | James Andrews, UALR, 1986 |
| 26 | Phillip Luckydo, Stetson, 1991 |
| 25 | Chris Collier, UTSA, 1991 |
| 25 | Chris Collier, Centenary, 1990 |

Minutes Played

| | |
|----|---|
| 44 | Herman Favors, George Mason, 2006 OT |
| 40 | 12 Times (Full Regulation Game) Last by Nate Williams , Troy St., 2003 and Leroy Davis, Troy St., 2003 |

Field Goals Att.

| | |
|----|-------------------------------|
| 22 | Matt O'Brien, Centenary, 1990 |
| 21 | James Andrews, UALR, 1986 |
| 18 | Thomas Terrell, UCF, 2002 |
| 18 | Thomas Terrell, Belmont, 2001 |
| 18 | Anton Reese, FAU, 2000 |
| 18 | Anton Reese, UCF, 2000 |
| 18 | Chris Collier, UALR, 1991 |
| 18 | Chris Collier, Stetson, 1989 |

Field Goals Made

| | |
|----|--------------------------------|
| 11 | Thomas Terrell, UCF, 2002 |
| 11 | Chris Collier, Centenary, 1990 |
| 11 | Matt O'Brien, Centenary, 1990 |
| 10 | James Andrews, UALR, 1986 |
| 10 | Thomas Terrell, Belmont, 2001 |
| 10 | Anton Reese, Samford, 2000 |

Field-Goal Pct. (Min 10 shots)

| | |
|------|--|
| .800 | Phillip Luckydo, UTSA, 1991 (8-10) |
| .800 | Quincy Gause, UCF, 1999 (8-10) |
| .769 | Anton Reese, Samford, 2000 (10-13) |
| .727 | Leroy Davis, Belmont, 2003 (8-11) |
| .692 | Chris Collier, Stetson, 1991 (9-13) |
| .688 | Chris Collier, Centenary, 1990 (11-16) |

3-Point FG Att.


| | |
|----|---|
| 14 | Anton Reese, UCF, 1999 (made 4) |
| 13 | Leroy Davis, Troy St., 2003 (made 5) |
| 10 | Thomas Terrell, Troy St., 2001 (made 5) |
| 10 | Kevin Morris, UCF, 1999 (made 2) |

3-Point FG Made

| | |
|---|---|
| 5 | Herman Favors, Towson, 2006 (8 att.) |
| 5 | Thomas Terrell, Troy St., 2001 (10 attempts) |
| 5 | Leroy Davis, Troy St., 2003 (13 att.) |
| 4 | Thomas Terrell, UCF, 2002 (7 att.) |
| 4 | Anton Reese, UCF, 1999 (14 att.) |
| 4 | Shellord Pinkett, Stet., 1998 (7 att.) |
| 4 | Shellord Pinkett, Mercer, 1995 (8 att.) |
| 4 | Marcus Brown, Troy State, 2004 (5 att.) |

3-Point Pct. (6 or more att.)

| | |
|------|---|
| .625 | Herman Favors, Towson, 2006 (5 of 8) |
| .574 | Thomas Terrell, UCF, 2002 (4 of 7) |
| .574 | Shellord Pinkett, Stet., 1998 (4 of 7) |
| .500 | Thomas Terrell, Troy St., '01 (5 of 10) |
| .500 | Shellord Pinkett, Mercer (4 of 8) |
| .500 | Leroy Davis, UCF, 2002 (3 of 6) |




Thomas Terrell receives the Most Valuable Player Award from Commissioner Bill Bibb after scoring 80 points in the three games (26.7 per game average) with a school record 30-point game in the semi final round win over UCF. The trio of games were 28, 30 and 22 points. He also had 30 rebounds (10 per game) and 11 assists.

Georgia State Tournament History



Herman Favors set the school tournament record for assists with eight vs. Troy State. He then added the record for best three-point field goal percentage in 2006 vs. Towson.



Trello Galloway set the school tournament record for blocked shots with six vs. Belmont.

Free Throws Att.

| | |
|----|--|
| 16 | Phillip Luckydo, Stet., 1991 (14 made) |
| 12 | Rodney Hamilton, FIU, 1997 (10 made) |
| 11 | Chris Collier, UTSA, 1991 (9 made) |
| 11 | Nate Williams, Troy State, 2004 (9 made) |
| 10 | Zavian Smith, Ga Southern, '92 (6 made) |
| 9 | Thomas Terrell, Belmont, 2002 (5 made) |
| 9 | Tony Rhine, Mercer, 1995 (7 made) |

Free Throws Made

| | |
|----|---|
| 14 | Phillip Luckydo, Stet., 1991 (16 att.) |
| 10 | Rodney Hamilton, FIU, 1997 (12 att.) |
| 9 | Chris Collier, UTSA, 1991 (11 att.) |
| 9 | Nate Williams, Troy State, 2004 (11 att.) |
| 7 | Four Times, last by McIntosh, 2003-FAU |

Free-Throw Pct.

| | |
|-------------|---|
| 1.000 | 7 for 7- Shernard Long, FAU, 2000 |
| 1.000 | 6 for 6- Mark Thompson, Cent., 1990 |
| 1.000 | 6 of 6- Rodney Hamilton, FIU, 1998 |
| .875 | 7 of 8- Lamont McIntosh, FAU, 2002 |
| .875 | 7 of 8- Shernard Long, Samford, 2000 |
| .857 | 6 of 7- James Andrews, UALR, 1986 |

Rebounds

| | |
|----|----------------------------------|
| 14 | Thomas Terrell, UCF, 2002 |
| 14 | Shernard Long, Troy State, 2001 |
| 13 | Chris Collier, UTSA, 1991 |
| 12 | Leroy Davis, Troy State, 2003 |
| 12 | Mike Nalls, Centenary, 1990 |
| 12 | Elfrem Jackson, HBU, 1987 |
| 12 | Willie Brown, Ga. Southern, 1988 |
| 12 | Nate Williams, Troy State, 2004 |

Offensive Rebs.

| | |
|---|--|
| 7 | Quincy Gause, UCF, 1999 |
| 5 | Seven Times, last by Nate Williams, vs. Troy State, 2004 |

Defensive Rebs.

| | |
|----|---------------------------------|
| 11 | Shernard Long, Troy State, 2001 |
| 11 | Chris Collier, UTSA, 1991 |
| 11 | Zavian Smith, UTSA, 1991 |
| 10 | Leroy Davis, Troy State, 2003 |

Steals

| | |
|---|----------------------------------|
| 5 | Kevin Morris, Jacksonville, 1999 |
| 4 | Kevin Morris, UCF, 1999 |
| 4 | Kevin Morris, Samford, 2001 |
| 4 | Don Smiley, Centenary, 1992 |
| 4 | Rodney Hamilton, FIU, 1997 |

Assists

| | |
|---|----------------------------------|
| 8 | Herman Favors, Troy State, 2003 |
| 7 | Herman Favors, Towson, 2006 |
| 7 | Don Smiley, Centenary, 1992 |
| 7 | Kevin Morris, Troy State, 2001 |
| 7 | Rodney Hamilton, FIU, 1999 |
| 6 | Kevin Morris, Jacksonville, 1999 |
| 6 | Corey Gauff, Centenary, 1990 |

Blocked Shots:

| | |
|---|---------------------------------|
| 6 | Trello Galloway, Belmont, 2003 |
| 4 | Nate Williams, Belmont, 2003 |
| 3 | Nate Williams, Troy State, 2003 |
| 2 | Nine Times |

Year-By-Year Georgia State Panthers In OT

PANTHERS IN OVERTIME

Overtime Games Under Michael Perry (Won 2 Lost 8)

| | | | |
|---------|---------------------------|------|--------------|
| 2005-06 | At CAA-vs. GMU, 3-4-06 | Lost | 56-61 |
| 2005-06 | VCU, 1-28-06 | Lost | 68-79 |
| 2004-05 | At Lipscomb, 1-8-05 | Lost | 57-59 |
| 2004-05 | At Jacksonville, 12-2-04 | Lost | 75-78 |
| 2003-04 | At Belmont, 2-28-04 | Won | 72-70 |
| 2003-04 | Stetson, 2-1-04 | Lost | 65-66 |
| 2002-03 | At Belmont, 1-20-03 | Won | 69-66 |
| 2002-03 | UCF, 1-25-03 | Lost | 74-81 (2 OT) |
| 2002-03 | Samford, 2-15-03 | Lost | 74-78 (2 OT) |
| 2002-03 | Jacksonville State, 76-78 | Lost | 76-78 |

Overtime Games Under "Lefty" Driesell (Won 2 Lost 2)

| | | | |
|---------|----------------------------|------|-------|
| 2002-03 | Alabama State, 12-5-02 | Lost | 77-82 |
| 2001-02 | At Jacksonville, 1-17-02 | Won | 81-75 |
| 2001-02 | At UCF, 1-7-02 | Won | 92-84 |
| 1998-99 | Florida Atlantic, 12-28-98 | Lost | 90-97 |

Under Carter Wilson (Won 3 Lost 1)

| | | | |
|---------|-----------------------|------|-------|
| 1996-97 | At Centenary, 1-30-97 | Won | 96-86 |
| 1996-97 | Samford, 1-18-97 | Won | 58-55 |
| 1996-97 | Stetson, 1013-97 | Won | 57-52 |
| 1994-95 | At Centenary, 2-23-95 | Lost | 82-84 |

Under Bob Reinhart (Won 9 Lost 6)

| | | | |
|---------|-------------------------------|------|---------|
| 1992-93 | FIU, 1-14-93 | Lost | 1-14-93 |
| 1991-92 | Faulkner, 2-4-92 | Won | 108-101 |
| 1991-92 | At Mt. St.Mary's, 12-28-91 | Lost | 92-97 |
| 1991-92 | At UCF, 12-21-91 | Lost | 94-95 |
| 1991-92 | At Mercer, 12-19-91 | Won | 79-78 |
| 1990-91 | At Georgia Southern, 2-14-91 | Won | 90-86 |
| 1990-91 | Stephen F. Austin, 1-5-91 | Won | 73-66 |
| 1990-91 | At Stephen F. Austin, 12-8-90 | Won | 65-60 |
| 1989-90 | At Hardin-Simmons, 2-8-90 | Lost | 92-93 |
| 1988-89 | Mercer, 12-17-88 | Lost | 89-90 |
| 1987-88 | Centenary, 1-16-88 | Won | 104-91 |
| 1986-87 | At UALR, 1-19-87 | Lost | 86-89 |
| 1985-86 | Samford, 1-18-86 | Won | 74-73 |
| 1985-86 | Houston Baptist, 1-2-86 | Won | 71-70 |
| 1985-86 | Valdosta State, 12-16-85 | Won | 103-99 |

Over the past 21 seasons, the Panthers have played 33 OT games with a 16-17 record.

The most in one season was the five games in 2002-03 with four losses. Three of those games went into double OT.

The previous most in one season was three OT games in 1996-97 under Carter Wilson and ALL THREE were Panther wins.

Double the Work:

Three years ago, (2002-03), Georgia State played three double OT games in a span of 27 days, losing two of them.

Prior to that, the last time the Panthers played a double overtime game was 18 years ago, in 1984-85, at Samford. The home Bulldogs pulled out a 79-77 win over the 2-26 Panthers.

Another double OT game was in 1976-77 at Rider. The Panthers of Coach Jack Waters pulled out a thrilling 104-99 win in week three of the season.

The first double OT game was in 1973-74, a 79-71 season opening win over Birmingham Southern.

The Panthers have now played six double OT games with a 3-3 mark.

Year-By-Year Georgia State Panthers Results

1963-1964 (1-21)

Herbert "Stoney" Burgess

| | |
|-------------------------|-----------|
| Jacksonville State | L,49-81 |
| Florida Presbyterian | L,60-81 |
| Rollins | L,57-94 |
| Florida Southern | L,64-81 |
| Valdosta State | L,44-59 |
| Birmingham Southern | L,66-76 |
| Rollins | L,59-63 |
| Birmingham Southern | L,73-90 |
| West Georgia | L,54-73 |
| Presbyterian | L,54-57 |
| LaGrange | L, 56-84 |
| Florida Presbyterian | L, 49-81 |
| Charleston | W, 80-60 |
| West Georgia | L, 51-78 |
| Erskine | L, 52-93 |
| Presbyterian | L,66-102 |
| Mercer | L, 67-100 |
| Jacksonville State | L, 66-102 |
| LaGrange | L, 49-62 |
| Erskine | L, 51-59 |
| Valdosta State | L, 60-87 |
| University of the South | L, 50-61 |
| N.C.-Wilmington | L, 71-98 |
| @ Valdosta State | L, 61-81 |
| @ Florida Southern | L65-96 |

1964-1965 (2-19)

Dick Wehr

| | |
|------------------------|-----------|
| @ Rollins | L, 72-92 |
| @ Florida Presbyterian | L, 72-87 |
| LaGrange | L, 50-100 |
| @ Erskine | L, 63-91 |
| Presbyterian | L,61-81 |
| West Georgia | W, 68-62 |
| @ Presbyterian | L, 71-88 |
| @ LaGrange | L, 62-78 |
| Mercer | L, 66-78 |
| Birmingham Southern | W,88-78 |
| Rollins | L, 62-75 |
| Erskine | L, 61-85 |
| Tampa | L, 65-75 |
| @ Mercer | L, 73-87 |
| @ Birmingham Southern | L, 76-97 |
| @ West Georgia | L, 67-82 |
| Valdosta State | L, 76-107 |
| @ N.C.-Wilmington | L,67-104 |

1964-65 TEAM



1965-1966 (2-18)

Dick Wehr

| | |
|-----------------------|----------|
| West Georgia | W,79-73 |
| Oglethorpe | L,48-97 |
| @ Valdosta State | L,55-100 |
| @ Florida Southern | L,52-90 |
| @ Rollins | L,82-100 |
| @ Tampa | L,68-107 |
| Erskine | L,50-89 |
| @ LaGrange | L,55-82 |
| @ Birmingham Southern | L,67-80 |
| Florida Southern | L,49-62 |
| @ Erskine | L,40-67 |
| @ Mercer | L,53-84 |
| Birmingham Southern | L,76-82 |
| Valdosta State | L,55-72 |
| Rollins | W,56-54 |
| LaGrange | L,51-68 |
| @ West Georgia | L,75-76 |
| Tampa | L,71-79 |
| Mercer | L,65-108 |
| @ Oglethorpe | L,45-66 |

1966-67 TEAM



1966-1967 (4-20)

Dick Wehr

| | |
|-------------------------|-----------|
| Armstrong State | W,86-76 |
| West Georgia | W,73-65 |
| Armstrong State | L,104-105 |
| Valdosta State | L,56-85 |
| Florida Southern | L,64-72 |
| Rollins | L,68-91 |
| Augusta | L,65-67 |
| Rollins | L,49-95 |
| LaGrange | L,55-65 |
| Florida Southern | L,72-81 |
| Erskine | L,77-86 |
| West Georgia | W,90-88 |
| Mercer | L,70-97 |
| Rollins | W,88-78 |
| Birmingham Southern | L,85-93 |
| Oglethorpe | L,56-82 |
| LaGrange | L,71-91 |
| Valdosta State | L,51-70 |
| Oglethorpe | L,53-70 |
| Birmingham Southern | L,68-78 |
| Mercer | L,86-100 |
| University of the South | L,55-63 |
| Tenn. Chattanooga | L,54-58 |
| Erskine | L,55-96 |



1967-68 TEAM

1967-1968 (2-20)

Clyde H. "Jack" Waters

| | |
|-------------------------|----------|
| West Georgia | L,50-69 |
| Armstrong State | W,78-70 |
| University of the South | L,67-68 |
| Augusta | L,65-92 |
| Valdosta State | L,64-92 |
| Florida Southern | L,67-86 |
| Rollins | L,63-80 |
| University of the South | L,66-75 |
| Augusta | L,72-84 |
| Birmingham Southern | L,73-91 |
| Tenn.-Chattanooga | L,53-84 |
| Oglethorpe | L,64-83 |
| Valdosta State | L,59-93 |
| Florida Southern | L,74-87 |
| Mercer | L,57-82 |
| Birmingham Southern | L,72-87 |
| Rollins | W,91-67 |
| Mercer | L,79-105 |
| Armstrong State | L,69-73 |
| Tenn.-Chattanooga | L,68-75 |
| Oglethorpe | L,47-86 |


1968-1969 (6-14)

Clyde H. "Jack" Waters

| | |
|------------------------|----------|
| West Georgia | L,7172 |
| Mercer | W,73-63 |
| West Georgia | W,60-51 |
| @ Rollins | L,68-76 |
| @ Florida Southern | L,56-76 |
| @ Florida Tech | W,92-80 |
| @ West Florida | L,53-80 |
| Florida Southern | W,69-62 |
| West Florida | L,72-101 |
| @ Southwestern-Memphis | L,57-69 |
| Birmingham Southern | W,81-64 |
| @ West Georgia | L,57-75 |
| Southwestern-Memphis | L,80-83 |
| Oglethorpe | L,58-78 |
| Rollins | L,67-90 |
| Florida Tech | W,108-92 |
| @ Birmingham Southern | L,79-85 |
| Tenn.-Chattanooga | L,66-98 |
| @ Oglethorpe | L,61-86 |
| Tenn.-Chattanooga | L,71-85 |
| @ Mercer | L,71-76 |

1st Win - The Panthers first NCAA victory came over the College of Charleston. That game was the 13th of the first season, and the 80-60 win also ended up being the *only* win of that first season.

Year-By-Year Georgia State Panthers Results



1. Basketball Team First Row left to right: Mike Ujicki, Kerry Allen, Bo Strong, Rankin Thomas, and Ken Brewer; Second Row: Coach, Fred Hanks, Al Dickson, Larry Stubbs, Bill Sorenson and Ben Woodruff.

This 1969-70 team won eight games, which was then a school record. **Ken Brewer** (front right) set a new team record with a 19.8 average.

1969-1970 (8-14)

Clyde H. "Jack" Waters

| | |
|------------------------|----------|
| Oglethorpe | L,48-61 |
| @ West Georgia | W,61-59 |
| Charleston | W,102-78 |
| @Florida Southern | W, 70-52 |
| U.N.C.-Charlotte | W, 55-51 |
| Mercer | W, 74-70 |
| Birmingham Southern | W, 80-64 |
| @Loyola-NewOrleans | L,68-84 |
| West Georgia | W,94-78 |
| @ New Orleans | L,83-96 |
| @ Southwestern-Memphis | L,73-89 |
| @ Baptist | L,66-85 |
| @ Charleston | W,91-83 |
| @ Furman | L,63-79 |
| Southwestern-Memphis | L,63-80 |
| @ Birmingham Southern | L,72-79 |
| New Orleans | L,80-82 |
| @ Georgia Tech | L,62-101 |
| Baptist | L,78-91 |
| @ Oglethorpe | L,60-102 |
| @ Tenn.-Chattanooga | L,70-81 |
| @ Mercer | L,76-105 |

1970-1971 (5-16)

Frank Davis

| | |
|--------------------------------|----------|
| Birmingham Southern | L,58-64 |
| University of the South | W,56-49 |
| Tenn.-Chattanooga | L,71-84 |
| @ New Orleans | L,90-105 |
| @ Stetson | L,79-113 |
| @ Florida Southern | L,76-97 |
| Wisconsin St. (@ Augusta, Ga.) | L,76-82 |
| Loch Haven (@ Augusta, Ga.) | W,88-80 |
| Oglethorpe | L,64-77 |
| @ Tenn.-Chattanooga | L,76-84 |
| Florida Southern | L,75-81 |
| @ Oglethorpe | L,52-59 |
| @ Southwestern-Memphis | L,87-92 |
| Middle Tennessee | L,61-72 |
| @ Birmingham Southern | W,68-67 |
| @ University of the South | W,81-80 |
| @ N.C.-Charlotte | L,65-90 |
| Mercer | L,64-70 |
| Southwestern-Memphis | W,89-81 |
| New Orleans | L,88-119 |
| @Mercer | L,74-100 |

1971-1972 (5-19)

Roger McDowell

| | |
|---------------------|-----------|
| Oglethorpe | L,81-104 |
| Birmingham Southern | L,87-99 |
| Delta State | L, 78-81 |
| Florida Southern | L,80-111 |
| Spring Hill | L, 97-105 |
| Loyola-New Orleans | L,70-78 |
| New Orleans | L,82-123 |
| S.U.N.Y.-Buffalo | L,69-98 |
| Oglethorpe | L,73-85 |
| Tenn.-Chattanooga | L,104-108 |
| Baptist | W,71-58 |
| Birmingham Southern | W,68-67 |
| N.C.-Charlotte | W,71-62 |
| Florida Tech | W,99-78 |
| New Orleans | W,105-103 |
| West Georgia | L,83-104 |
| Delta State | L,86-88 |
| Florida Southern | L,88-89 |
| N.C.-Charlotte | L,59-85 |
| Middle Tennessee | L,53-98 |
| Tenn.-Chattanooga | L,85-103 |
| Georgia Southern | L,55-103 |
| West Georgia | L,95-117 |
| Georgia Southern | L,77-107 |

1972-1973 (5-20)

Clyde H. "Jack" Waters

| | |
|---------------------|----------|
| Birmingham Southern | L, 56-70 |
| North Texas | L, 58-84 |
| Arkansas | L,39-70 |
| Florida Southern | L,57-73 |
| S.U.N.Y.-Buffalo | L,63-85 |
| Nebraska | L,54-63 |
| Spring Hill | W,70-63 |
| Birmingham Southern | L,44-56 |
| Corpus Christi | L,67-74 |
| Middle Tennessee | W,67-65 |
| N.C.-CharlotteL | L,,59-70 |
| The Citadel | L,59-73 |
| Baptist | L,59-71 |
| Florida Southern | W,57-54 |
| Tenn.-Chattanooga | L,67-75 |
| Spring Hill | L,47-57 |
| Tulane | L,63-94 |
| New Orleans | L,68-92 |
| New Orleans | L,72-75 |
| Tenn.-Chattanooga | L,67-75 |
| N.C.-Charlotte | L,55-77 |
| Georgia Southern | L,62-79 |
| Georgia Southern | W,97-96 |
| Oklahoma City | L,72-97 |
| Georgia Tech | W,77-73 |

1970-71 TEAM



1973-1974 (1-25)

Clyde H. "Jack" Waters

| | |
|------------------------|-----------|
| Birmingham So. (2OT) | W, 79-71 |
| @ Southern Mississippi | L, 93-71 |
| @ New Orleans | L, 66-94 |
| @ Tulane, | L, 63-81 |
| @ Nebraska (OT) | L, 75-78 |
| Morehead State | L, 80-93 |
| East Tennessee | L, 56-68 |
| The Citadel | L, 55-58 |
| @ Youngstown State | L, 79-87 |
| @ Tennessee Tech | L, 59-64 |
| @ Birmingham Southern | L,58-83 |
| Florida Southern | L,79-82 |
| @ Mercer | L, 66-93 |
| @ Florida Southern | L,72-105 |
| @ Tenn.-Chattanooga | L,92-112 |
| Tenn.-Chattanooga | L, 64-78 |
| @ Oklahoma City | L,73-92 |
| @ Georgia Tech | L, 61-73 |
| @ East Tennessee State | L, 84-95 |
| Mercer | L, 77-104 |
| @ N.C.-Charlotte | L, 61-99 |
| @ Georgia Southern | L, 91-126 |
| New Orleans | L, 86-93 |
| @ Pan American | L, 65-92 |
| Georgia Southern | L, 71-89 |
| N.C.-Charlotte | L, 69-97 |

1974-1975 (8-18)

Clyde H. "Jack" Waters

| | |
|------------------------|-----------|
| Florida Tech | W, 66-63 |
| @ Southern Mississippi | L, 60-74 |
| Georgia Southern | W, 69-59 |
| @ Florida Southern | L, 66-78 |
| @ Georgia Tech | L, 74-80 |
| @ East Carolina | L, 79-88 |
| @ Memphis State | L, 76-102 |
| @ Birmingham Southern | W, 68-53 |
| Birmingham Southern | W, 99-71 |
| Fairleigh Dickinson | W, 55-52 |
| @ Georgia Southern | L, 73-82 |
| Southern Mississippi | W, 70-65 |
| @ N.C.-Charlotte | L, 49-75 |
| Pan American | L, 62-64 |
| Florida Southern | W, 80-63 |
| @ Morehead State | L, 69-81 |
| @ Mercer | L, 80-92 |
| N.C.-Charlotte | L, 49-57 |
| @ Florida State | L, 72-81 |
| @ Tenn.-Chattanooga | L, 80-98 |
| @ Northeast Louisiana | L, 79-80 |
| @ Tulane | L, 68-77 |
| @ McNeese State | L, 72-84 |
| Mercer | W, 62-60 |
| @ Youngstown State | L, 57-82 |
| Tenn.-Chattanooga | L, 74-94 |

In 1963-64, Georgia State began NCAA basketball competition. But, it was rough going to say the least. It took the program 12 years to reach Win No. 50! That was 274 games, meaning 224 losses and a percentage of just .182. By contrast, it took Coach "Lefty" Driesell just 87 games to get Win No. 50 and then he got Win No. 100 in the first game of just his sixth season here.

Year-By-Year Georgia State Panthers Results

The 1st Winning Season:

This 1975-76 team (the 13th in school history) posted the first-ever winning season at 12-11.

1975-76 (12-11)

| | |
|------------------------|-----------|
| Clyde H. "Jack" Waters | |
| Clark Atlanta | W, 84-64 |
| Georgia Southern | W, 83-72 |
| Florida Tech | W, 73-71 |
| Virginia Commonwealth | W, 57-56 |
| Morehouse | W, 84-74 |
| Miles | W, 104-72 |
| Clark Atlanta | W, 87-59 |
| Fairleigh Dickinson | L, 64-72 |
| Northeast Louisiana | L, 58-71 |
| Southern Mississippi | W, 84-75 |
| Mercer | L, 73-81 |
| Georgia Tech | W, 69-62 |
| South Florida | L, 76-84 |
| N.C.-Charlotte | L, 67-80 |
| Florida State | L, 58-66 |
| Mercer | W, 94-84 |
| N.C.-Charlotte | L, 64-99 |
| South Florida | L, 59-83 |
| Georgia Southern | W, 107-88 |
| South Alabama | L, 77-78 |
| Florida State | L, 70-92 |
| South Alabama | W, 78-71 |
| Tulane | L, 63-95 |



7

This 1975-76 team opened with a seven-game winning streak, which is still tied for the second longest win streak in school history.

"Lefty's" team in 2001 put together a eight-game win streak to top this school record.

This 1975-76 team later defeated Georgia Tech, 69-62. This team was 7-1 vs. colleges in Georgia (beating Georgia Tech, Georgia Southern, Clark Atlanta, Morehouse, and Mercer). The one loss was to Mercer.

1976-1977 (10-18, 2-4)

Clyde H. "Jack" Waters

| | |
|-------------------------|-----------|
| Clark Atlanta (OT) | W, 68-66 |
| James Madison | L, 68-99 |
| @ Rider (2 OT) | W, 104-99 |
| @ St. Francis | L, 56-74 |
| @ Long Island | W, 93-81 |
| @ South Florida | L, 57-71 |
| @ Florida Tech | L, 74-91 |
| @ Albany State | W, 90-75 |
| @ Clark-Atlanta | L, 59-83 |
| Jacksonville | W, 85-63 |
| Old Dominion | L, 59-70 |
| @ Georgia Tech | L, 54-74 |
| @ Mercer | L, 70-73 |
| Georgia Southern | L, 65-83 |
| @ Northwestern State | L, 84-122 |
| @ Virginia Commonwealth | L, 56-72 |
| Florida Tech | L, 68-74 |
| Mercer | W, 61-57 |
| Northwestern State | L, 60-62 |
| @ Northeast Louisiana | L, 66-108 |
| @ Louisiana Tech | L, 69-81 |
| South Florida | W, 79-75 |
| Samford | W, 85-80 |
| @ Georgia Southern | L, 75-81 |
| @ Samford (OT) | W, 95-94 |
| ***South Alabama (OT) | W, 82-81 |
| ***New Orleans | L, 66-86 |

1977-1978 (5-21, 2-8)

Roger Couch (Sun Belt)

| | |
|-------------------------|------------|
| @ West Chester | L, 83-85 |
| Georgia Southern | L, 73-75 |
| @ Georgia Tech | L, 55-82 |
| @ Tennessee | L, 62-84 |
| @ Va. Commonwealth (OT) | L, 69-71 |
| N.C.-Charlotte | L, 47-59 |
| @ Memphis State | L, 87-111 |
| @ Gannon (OT) | L, 76-80 |
| @ Edinboro | L, 70-73 |
| @ South Florida | L, 62-64 |
| Northeast Louisiana | L, 70-81 |
| @ Georgia Southern | L, 83-88 |
| Virginia Commonwealth | W, 89-79 |
| Mercer | W, 65-62 |
| @ Old Dominion | W, 71-68 |
| @ N.C.-Charlotte | L, 71-83 |
| @ New Orleans | L, 66-87 |
| @ South Alabama | L, 58-71 |
| South Alabama | W, 62-60 |
| Jacksonville | L, 63-70 |
| New Orleans | L, 75-79 |
| South Florida (2 OT) | W, 92-84 |
| @ Mercer | L, 56-7978 |
| @ Jacksonville | L, 78-86 |
| ***Jacksonville | L, 77-82 |

1978-1979 (7-20, 0-10)

Roger Couch (Sun Belt)

| | |
|----------------------------|-----------|
| Georgia Southern | L, 68-86 |
| Oklahoma City (@ JMU) | W, 84-81 |
| @ James Madison | W, 66-64 |
| Austin Peay | W, 69-64 |
| Morehouse | W, 103-76 |
| @ Alabama-Birmingham | L, 81-100 |
| @ Virginia Military | L, 72-75 |
| @ Jacksonville | L, 57-80 |
| @ Grambling State | L, 65-69 |
| Houston Bapt. (Monroe, LA) | W, 77-72 |
| Alabama-Birmingham | W, 64-61 |
| New Orleans | L, 68-83 |
| Jacksonville | L, 67-74 |
| @ South Alabama (OT) | L, 70-84 |
| South Florida | L, 64-71 |
| @ Georgia Southern | L, 79-81 |
| Morris Brown | W, 87-80 |
| Mercer | L, 62-68 |
| South Alabama | L, 71-89 |
| @ Mercer | L, 80-98 |
| N.C.-Charlotte | L, 69-90 |
| Virginia Military | L, 72-76 |
| @ New Orleans | L, 66-68 |
| @ N.C.-Charlotte | L, 60-85 |
| @ South Florida | L, 76-79 |
| @ Morris Brown (OT) | L, 90-92 |
| ***N.C.-Charlotte | L, 57-71 |

Year-By-Year Georgia State Panthers Results

1979-1980 (6-21, 4-10)

Roger Couch (Sun Belt)

| | |
|-------------------------|----------|
| Florida Southern | L,64-77 |
| @ Georgia Southern | L,66-70 |
| Virginia Commonwealth | L,62-89 |
| Alabama-Birmingham | L,73-100 |
| @ Southern Methodist | L,92-119 |
| @ Texas Christian | L,82-88 |
| Morehead State | L,59-63 |
| Texas Christian | L,76-99 |
| @ Vanderbilt | L,53-65 |
| @ Alabama-Birmingham | L,62-75 |
| Shippensburg State | W,94-83 |
| South Alabama | L,61-70 |
| N.C.-Charlotte | L,69-72 |
| @ New Orleans | L,73-79 |
| @ South Alabama | L,59-70 |
| @ Virginia Commonwealth | W,81-71 |
| @ N.C.-Charlotte | L,73-88 |
| Jacksonville | L,57-67 |
| New Orleans | W,69-64 |
| Old Dominion | L,64-71 |
| @ Mercer | L,71-83 |
| South Florida | W,83-80 |
| Mercer | L,78-94 |
| Georgia Southern | W,96-68 |
| @ South Florida | W,80-73 |
| @ Jacksonville | L,47-80 |
| ***Jacksonville | L,59-70 |

1980-1981 (4-23, 1-11)

Roger Couch (Sun Belt)

| | |
|-------------------------|----------|
| Clinch Valley | W,74-60 |
| S.C.-Spartanburg | W,63-61 |
| Georgia Southern | W,81-69 |
| @ Austin Peay | L,41-65 |
| Mercer | L,61-64 |
| @ N.C.-Charlotte | L,64-66 |
| @ Virginia Commonwealth | L,69-81 |
| Middle Tennessee State | L,58-74 |
| @ Northeast Louisiana | L,66-76 |
| @ Jacksonville | L,67-86 |
| @ South Alabama | L,54-74 |
| @ Georgia Southern | L,71-80 |
| @ Mercer | L,69-84 |
| Virginia Commonwealth | L,71-84 |
| South Florida | L,70-85 |
| N.C.-Charlotte | L,75-97 |
| U.S. International | L,83-102 |
| Alabama-Birmingham | L,67-85 |
| @ Alabama-Birmingham | L,64-89 |
| @ New Orleans | L,46-69 |
| South Alabama | L,49-82 |
| Jacksonville | W,52-50 |
| New Orleans | L,58-77 |
| @ Florida Southern | L,70-82 |
| @ South Florida | L,61-81 |
| @ Old Dominion | L,61-96 |
| ***South Alabama | L,41-79 |

1976-77 TEAM



1977-78 TEAM



1981-82 TEAM



1981-1982 (4-23)

Jim Jarrett (Sun Belt)


| | |
|------------------------|----------|
| Oglethorpe | W,64-60 |
| @ St. Louis | L,64-79 |
| Xavier | L,59-72 |
| Morehouse | L,77-78 |
| Mercer | W,60-58 |
| @ Middle Tennessee | L,49-62 |
| @ Xavier | L,56-57 |
| @ Wisconsin-Green Bay | L,66-78 |
| Delaware State | L,63-70 |
| @ Mercer | L,67-75 |
| St. Louis | W,77-70 |
| The Citadel | L,62-70 |
| Baptist | L,54-55 |
| Utica | W,68-67 |
| @ South Carolina | L,66-92 |
| @ N.C.-Charlotte | L,74-112 |
| Southern Mississippi | L,54-61 |
| @ Baptist | L,58-63 |
| South Alabama | L,58-75 |
| South Florida | L,47-59 |
| @ Southern Mississippi | L,68-83 |
| @ New Orleans | L,60-78 |
| @ South Alabama | L,40-70 |
| N.C.-Charlotte | L,67-87 |
| New Orleans | L,61-83 |
| @ Georgia Tech | L,73-74 |
| @ South Florida | L,61-85 |

1982-1983 (9-19)

Jim Jarrett (no league)


| | |
|--------------------------|---------|
| @ Georgia | L,62-99 |
| Hampden-Sydney | W,83-59 |
| Georgia College | W,98-72 |
| Mercer | L,72-77 |
| Fla. A&M (@ Deland, FL) | W,85-71 |
| @ Stetson | L,63-64 |
| @ Southeastern Louisiana | L,42-59 |
| @ New Orleans | L,79-86 |
| @ Tulane | L,53-78 |
| Alcorn State | L,74-83 |
| Nicholls State | W,65-61 |
| Samford | L,83-86 |
| Drexel | L,58-73 |
| Utica | W,72-69 |
| St. Andrew's | L,67-69 |
| Utica | L,66-69 |
| @ South Carolina | L,79-91 |
| @ Georgia Tech | L,60-64 |
| Armstrong State | W,75-69 |
| @ North Carolina | L,55-95 |
| Baptist | W,91-77 |
| @ Middle Tennessee | W,73-60 |
| New Orleans | L,64-66 |
| @ The Citadel | L,63-79 |
| @ Baptist | L,79-97 |
| Southeastern Louisiana | L,63-73 |
| @ Mercer | L,61-71 |
| Middle Tennessee | L,69-76 |

Year-By-Year Georgia State Panthers Results



“Air Jordan”

The 1982-83 team played against a young player at North Carolina named **Michael Jordan**. That Jan. 25, 1983, evening at Chapel Hill, No. 23 scored 16 points to lead the No. 3 ranked Tar Heels past the visiting Georgia State Panthers.



1983-1984 (6-22)

Tom Pugliese (no league)

| | |
|------------------------|----------|
| Western Kentucky | L, 39-72 |
| Middle Tennessee | L, 58-70 |
| Mercer | L, 66-73 |
| Oklahoma | L, 66-94 |
| Southern Methodist | L, 67-92 |
| Tennessee | W, 52-50 |
| Georgia College | W, 87-64 |
| Tulane | L, 52-77 |
| Middle Tennessee | L, 57-66 |
| Austin Peay State | L, 62-79 |
| The Citadel | L, 67-72 |
| New Orleans | L, 58-72 |
| Southeastern Louisiana | W, 65-57 |
| Oglethorpe | L, 70-74 |
| Austin Peay | L, 49-68 |
| Florida A&M | W, 72-59 |
| Baptist | L, 59-70 |
| Samford | L, 60-86 |
| Middle Tennessee | L, 61-84 |
| Southeastern Louisiana | L, 66-81 |
| New Orleans | L, 56-73 |
| Mercer | L, 87-97 |
| Baptist | W, 88-82 |
| Millsaps | W, 57-45 |
| Stetson | L, 62-79 |
| Florida A&M | L, 85-91 |
| Evansville | L, 65-84 |
| Stetson | L, 69-90 |

1984-1985 (2-26, 0-14)

Tom Pugliese/Mark Slonaker (TAAC)

| | | |
|-------|-----------------------------|-----------|
| 11/29 | St. Leo's | L, 61-70 |
| 12/1 | @ The Citadel | L, 72-93 |
| 12/4 | Huntington | W, 82-77 |
| 12/7 | @ Montana | L, 62-74 |
| 12/8 | Ark.-Little Rock (Missoula) | L, 68-76 |
| 12/12 | @ Iowa | L, 40-89 |
| 12/15 | @ Georgia | L, 53-89 |
| 12/17 | Augusta | W, 73-69 |
| 12/21 | @ Ball State (Muncie) | L, 58-115 |
| 12/22 | UT-Arlington (Muncie, IN) | L, 79-85 |
| 1/3 | @ Arkansas-Little Rock | L, 79-89 |
| 1/5 | @ Centenary | L, 63-88 |
| 1/10 | Georgia Southern | L, 61-77 |
| 1/12 | Mercer | L, 82-93 |
| 1/16 | @ Augusta | L, 69-85 |
| 1/17 | Samford | L, 62-93 |
| 1/24 | @ Houston Baptist | L, 72-93 |
| 1/26 | @ Hardin-Simmons | L, 66-79 |
| 1/31 | Arkansas-Little Rock | L, 64-68 |
| 2/2 | Centenary | L, 72-76 |
| 2/4 | @ South Carolina | L, 66-90 |
| 2/7 | @ Georgia Southern | L, 50-77 |
| 2/9 | @ Mercer | L, 62-81 |
| 2/16 | @ Samford (2OT) | L, 77-79 |
| 2/18 | @ East Tennessee State | L, 80-91 |
| 2/21 | Houston Baptist | L, 65-81 |
| 2/23 | Hardin-Simmons | L, 59-60 |
| 3/2 | #Georgia Southern | L, 61-109 |

Conference Tournament


1985-1986 (10-18, 4-10)

Bob Reinhart (TAAC)

| | | |
|-------|------------------------|-----------|
| 11/25 | Armstrong State | L, 59-68 |
| 11/27 | LaGrange | W, 80-68 |
| 11/29 | @ Miami | L, 72-82 |
| 11/30 | Cornell (@ Miami) | W, 79-77 |
| 12/7 | Fort Valley State | W, 89-67 |
| 12/9 | @ South Carolina | L, 61-105 |
| 12/11 | @ Augusta | W, 79-76 |
| 12/14 | @ Georgia | L, 64-104 |
| 12/16 | Valdosta State (OT) | W, 103-99 |
| 12/18 | @ Clemson | W, 60-100 |
| 12/21 | East Tennessee | W, 89-85 |
| 1/2 | Houston Baptist (OT) | W, 71-70 |
| 1/4 | Hardin-Simmons | W, 77-76 |
| 1/9 | @ Georgia Southern | L, 77-91 |
| 1/11 | @ Mercer | L, 75-97 |
| 1/15 | Augusta | L, 78-80 |
| 1/18 | Samford (OT) | W, 74-73 |
| 1/23 | Arkansas-Little Rock | L, 78-82 |
| 1/25 | Centenary | L, 90-98 |
| 1/30 | @ Houston Baptist | W, 66-57 |
| 2/1 | @ Hardin-Simmons | L, 72-82 |
| 2/6 | Georgia Southern | L, 62-66 |
| 2/8 | Mercer | L, 66-70 |
| 2/15 | @ Samford | L, 90-108 |
| 2/19 | @ N.C.-Charlotte | L, 78-81 |
| 2/22 | @ Centenary | L, 88-92 |
| 2/24 | @ Arkansas-Little Rock | L, 65-86 |
| 3/1 | #Arkansas-Little Rock | L, 82-115 |

Conference Tournament

1984-85 TEAM



1985-86 TEAM



Year-By-Year Georgia State Panthers Results

1986-1987 (11-17, 7-11)

Bob Reinhart (TAAC)

| | | |
|-------|----------------------------|----------|
| 11/28 | @ Clemson | L,91-108 |
| 11/29 | Drexel (@ Clemson) | L, 89-98 |
| 12/6 | Morris Brown | W, 94-82 |
| 12/13 | Memphis State (Omni-Atl) | L, 70-79 |
| 12/14 | Loyola-Chic. (Omni-Atl) | L,98-100 |
| 12/16 | Kennesaw State | W, 98-60 |
| 12/18 | @ Mercer | L, 71-78 |
| 12/20 | Georgia College | W, 98-68 |
| 12/30 | Piedmont | W,109-64 |
| 1/3 | Georgia Southern | L, 79-85 |
| 1/5 | Stetson | W, 71-61 |
| 1/8 | Houston Baptist | L, 65-73 |
| 1/10 | Centenary | L, 75-76 |
| 1/17 | @ Samford | W, 79-75 |
| 1/19 | @Arkansas-Little Rock (OT) | L,86-89 |
| 1/22 | Texas-San Antonio | W, 96-86 |
| 1/24 | Hardin-Simmons | L, 82-86 |
| 1/31 | Mercer | W, 64-60 |
| 2/3 | @ Georgia Tech | L, 74-98 |
| 2/5 | @ Georgia Southern | W, 73-68 |
| 2/9 | @ Stetson | L, 86-91 |
| 2/12 | @ Houston Baptist | L,84-106 |
| 2/14 | @ Centenary | W, 95-90 |
| 2/19 | Arkansas-Little Rock | L, 54-57 |
| 2/21 | Samford | W, 73-60 |
| 2/26 | @ Texas-San Antonio | L, 74-89 |
| 2/18 | @ Hardin-Simmons | L,89-103 |
| 3/5 | #Houston Baptist | L, 64-78 |

Conference Tournament

1987-1988 (9-19, 6-12)

Bob Reinhart (TAAC)

| | | |
|-------|------------------------|----------|
| 11/28 | Morehouse | W, 88-77 |
| 12/5 | North Georgia | W, 91-74 |
| 12/9 | UNC-Charlotte | L, 70-89 |
| 12/14 | @ Wyoming (Laramie) | L,89-100 |
| 12/17 | @ Evansville | L, 67-88 |
| 12/19 | @ Oklahoma (Norman) | L,81-124 |
| 1/2 | @ Mercer | L, 75-84 |
| 1/4 | Kennesaw State | W, 99-96 |
| 1/7 | @ Georgia Southern | L, 60-80 |
| 1/9 | @ Stetson | L, 79-95 |
| 1/12 | @ Georgia Tech | L,82-111 |
| 1/14 | Houston Baptist | L, 66-68 |
| 1/16 | Centenary (OT) | W,104-91 |
| 1/21 | @ Arkansas-Little Rock | L, 86-92 |
| 1/23 | @ Samford | W, 87-66 |
| 1/28 | Texas-San Antonio | W, 87-65 |
| 1/30 | Hardin-Simmons | W,108-80 |
| 2/6 | Mercer | L, 78-80 |
| 2/11 | Georgia Southern | L, 65-73 |
| 2/13 | Stetson | W, 64-58 |
| 2/18 | @ Houston Baptist | L, 75-84 |
| 2/20 | @ Centenary | L,95-104 |
| 2/23 | Georgia College | W, 85-79 |
| 2/25 | Arkansas-Little Rock | L, 62-71 |
| 2/27 | Samford | L, 65-74 |
| 3/3 | @ Texas-San Antonio | L, 83-91 |
| 3/5 | @ Hardin-Simmons | L, 88-97 |
| 3/10 | #Georgia Southern | L, 55-71 |

Conference Tournament

1986-87 TEAM



1988-89 TEAM



1989-90 TEAM



1988-1989 (14-14, 9-9)

Bob Reinhart (TAAC)

| | | |
|-------|------------------------|----------|
| 11/25 | @ California-Irvine | W,109-84 |
| 11/26 | Maryland (@ Irvine) | L, 62-69 |
| 11/29 | @ Auburn | L, 70-74 |
| 12/3 | Morris Brown | W,118-81 |
| 12/6 | Armstrong State | W, 83-64 |
| 12/12 | Appalachian State | L, 84-86 |
| 12/17 | Mercer (OT) | L, 89-90 |
| 1/2 | Kennesaw State | W, 86-70 |
| 1/5 | @ Georgia Southern | L,93-100 |
| 1/7 | @ Stetson | W, 90-82 |
| 1/9 | Piedmont | W,105-74 |
| 1/10 | @ Georgia Tech | L,86-121 |
| 1/12 | Texas-San Antonio | W, 92-73 |
| 1/14 | Hardin-Simmons | W, 73-63 |
| 1/19 | @ Houston Baptist | L,92-101 |
| 1/21 | @ Centenary | L,88-114 |
| 1/26 | Arkansas-Little Rock | L,91-102 |
| 1/28 | Samford | W, 71-61 |
| 2/2 | Georgia Southern | L, 90-95 |
| 2/4 | Stetson | W,75-69 |
| 2/9 | @ Hardin-Simmons | W,75-73 |
| 2/11 | @ Texas-San Antonio | L,87-115 |
| 2/16 | Centenary | W,82-75 |
| 2/18 | Houston Baptist | L, 84-85 |
| 2/23 | @ Samford | W,68-66 |
| 2/25 | @ Arkansas-Little Rock | L,79-107 |
| 3/4 | Mercer | W, 94-76 |
| 3/7 | #Stetson | L,63-106 |

Conference Tournament

1989-1990 (5-23, 3-13)

Bob Reinhart (TAAC)

| | | |
|-------|--------------------------|-----------|
| 11/24 | @ Georgia Tech | L,83-108 |
| 11/25 | Fort Valley State | W,122-106 |
| 12/2 | @ Appalachian St.(Boone) | L, 69-110 |
| 12/5 | Berry | W, 76-75 |
| 12/8 | Morgan St. (@ Chatt.) | L, 76-89 |
| 12/9 | @ Tenn.-Chattanooga | L, 62-72 |
| 12/14 | @ Centenary | L, 87-98 |
| 12/20 | @ Florida International | L, 72-78 |
| 12/21 | Holy Cross (@ Miami) | L,94-101 |
| 12/30 | @ Augusta | L, 67-75 |
| 1/6 | Mercer | L, 53-65 |
| 1/11 | Texas-San Antonio | L,71-101 |
| 1/13 | Hardin-Simmons | W,55-54 |
| 1/15 | @ Clemson | L,59-117 |
| 1/18 | @ Samford | L, 70-79 |
| 1/20 | @ Arkansas-Little Rock | L,87-110 |
| 1/25 | Stetson | W, 82-64 |
| 1/27 | Georgia Southern | L, 66-68 |
| 1/31 | @ Mercer | L, 67-77 |
| 2/5 | Auburn | L, 66-79 |
| 2/8 | @ Hardin-Simmons (OT) | L, 92-93 |
| 2/10 | @ Texas-San Antonio | L,70-128 |
| 2/15 | Arkansas-Little Rock | L,57-102 |
| 2/17 | Samford | W, 68-63 |
| 2/22 | @ Georgia Southern | L, 66-78 |
| 2/24 | @ Stetson | L, 83-92 |
| 3/1 | Centenary | L,94-110 |
| 3/6 | #Centenary | L,91-102 |

Conference Tournament

Year-By-Year Georgia State Panthers Results


1990-1991(16-15, 7-7)

Bob Reinhart - TAAC CHAMPIONS

| | | |
|-------|-----------------------------|-----------|
| 11/24 | The Citadel | W, 85-61 |
| 11/26 | @ Auburn | L, 65-83 |
| 12/3 | Florida International | W, 99-82 |
| 12/5 | @ Florida A&M | L, 71-76 |
| 12/8 | @ Stephen F. Austin (OT) | W, 65-60 |
| | Nagadoches, TX | |
| 12/10 | @Northern Ariz. (Flagstaff) | L, 74-84 |
| 12/13 | Augusta | W, 72-71 |
| 12/15 | Texas-Arlington | L,104-113 |
| 12/22 | Northern Arizona | W, 92-76 |
| 1/2 | Butler | L,96-106 |
| 1/5 | Stephen F. Austin (OT) | W, 73-66 |
| 1/10 | @ Arkansas-Little Rock | L, 67-75 |
| 1/14 | @ Samford | W, 85-75 |
| 1/17 | Georgia Southern | W, 73-72 |
| 1/19 | Stetson | L, 69-84 |
| 1/23 | @ The Citadel | L, 78-86 |
| 1/26 | Mercer | W, 98-61 |
| 1/31 | @ Texas-San Antonio | L, 72-85 |
| 2/2 | @ Centenary | L, 74-79 |
| 2/7 | Arkansas-Little Rock | L, 66-81 |
| 2/9 | Samford | W, 77-59 |
| 2/14 | @ Georgia Southern(OT) | W, 90-86 |
| 2/16 | @ Stetson | L, 61-70 |
| 2/19 | Florida A&M | L, 94-96 |
| 2/25 | @ Mercer | W, 55-50 |
| 2/28 | Texas-San Antonio | L, 78-85 |
| 3/2 | Centenary | W, 99-80 |
| 3/5 | #Stetson | W, 70-64 |
| 3/6 | #Texas-San Antonio | W, 94-84 |
| 3/7 | #Arkansas-Little Rock | W, 80-60 |
| 3/15 | **Arkansas | L,76-117 |
| | (Omni-Atlanta) | |


Conference Tourney ** NCAA

NCAA TOURNAMENT - Georgia State played #1 seed Arkansas at the Omni, just blocks from the campus. As 13,586 cheered, Georgia State trailed mighty Arkansas 33-31 at the half. But, the Cinderella tale ended. Below, **Matt O'Brien** scores an easy two for the Panthers.



Above, **Chris Collier** lays in two of his 22 points to go with his 13 rebounds.

Tournament Most Valuable Player
Chris Collier cuts down the net for the Panthers first-ever TAAC Tournament Championship.



CONFERENCE CHAMPIONS

- School record 16-win season
- First winning season in 15 years
- Three straight wins in TAAC tournament (in DeLand, FL), which also marked the first-ever tourney win in Georgia State history since joining the TAAC in 1983.
- Coach Reinhart Atlanta TipOff Club Coach of the Year



Year-By-Year Georgia State Panthers Results

1991-92 TEAM



1991-1992 (16-14, 8-6)

Bob Reinhart (TAAC)

| | | |
|-------|-------------------------------|-----------|
| 11/26 | Clark-Atlanta | W,108-97 |
| 11/30 | Piedmont | W,119-76 |
| 12/7 | @ Texas-Arlington | L,85-110 |
| 12/8 | @ Detroit (Cobo Arena) | L,86-100 |
| 12/15 | @ Georgia Tech | L, 72-90 |
| 12/19 | @ Mercer (OT) | W, 79-78 |
| 12/21 | @ Central Florida (OT) | L, 94-95 |
| 12/27 | @ Drexel (Philly) | W, 75-59 |
| 12/28 | @ Mt. St. Mary's (OT) | L, 92-97 |
| | (at Philadelphia-Knott Arena) | |
| 1/2 | Central Florida | W, 80-71 |
| 1/4 | @ Loyola-Chicago | L, 73-94 |
| 1/6 | @ Butler | L, 82-86 |
| 1/9 | Mercer | W, 80-70 |
| 1/11 | Georgia Southern | L, 87-88 |
| 1/13 | @ Florida International | L, 81-91 |
| 1/16 | @ Stetson | L, 73-81 |
| 1/21 | Detroit | W, 85-74 |
| 1/25 | Samford | W, 74-69 |
| 1/30 | Southeastern Louisiana | W, 89-62 |
| 2/1 | Centenary | L, 81-82 |
| 2/4 | Faulkner (OT) | W,108-101 |
| 2/8 | @ Georgia Southern | L, 84-91 |
| 2/13 | Florida International | W, 88-57 |
| 2/15 | Stetson | W, 71-66 |
| 2/22 | @ Samford | W, 72-52 |
| 2/27 | @ Southeastern La. | L, 77-78 |
| 2/29 | @ Centenary | W, 90-77 |
| 3/6 | #Centenary | W, 84-69 |
| 3/7 | #Mercer | W, 75-68 |
| 3/11 | #Georgia Southern | L, 82-95 |
| | # Conference Tournament | |

16 Wins Again -

The 1991-92 team tied the school record for wins (16) that had been set a year earlier.

That marked the first two back-to-back winning seasons in school history.

But a return to the NCAA was denied after the Panthers won the first two TAAC tournament games, then lost the final to Georgia Southern. The 8-6 record in regular season conference play was the **first winning season within the Conference** for Georgia State.

1992-1993(13-14, 5-7)

Bob Reinhart (TAAC)

| | | |
|-------|----------------------------|-----------|
| 12/7 | Shorter | W, 84-62 |
| 12/9 | North Georgia | W, 84-69 |
| 12/12 | @ Georgia Tech | L,79-102 |
| 12/14 | @ Tennessee-Martin | W, 58-54 |
| 12/16 | @ Southwest Texas State | L, 62-73 |
| 12/18 | @ Idaho (Boise) | L, 64-70 |
| 12/19 | @ Boise State (Boise) | L, 64-75 |
| 12/29 | @ Pepperdine (UTC) | L, 60-79 |
| 12/30 | @ Southern (UTC) | W, 83-79 |
| 1/2 | Alabama State | W, 91-74 |
| 1/4 | @ Memphis State | L, 76-97 |
| 1/7 | @ Mercer | L, 69-77 |
| 1/9 | Charleston | W, 60-50 |
| 1/14 | Florida International (OT) | L, 68-69 |
| 1/16 | @ Stetson | W, 93-81 |
| 1/19 | Clark-Atlanta | W, 94-79 |
| 1/23 | @ Samford | L, 78-92 |
| 1/28 | @ Southeastern Louisiana | L,82-90 |
| 1/30 | @ Centenary | L,107-111 |
| 2/4 | Mercer | W, 58-57 |
| 2/6 | @ Charleston | L, 63-88 |
| 2/11 | @ Florida International | W, 61-60 |
| 2/13 | @ Stetson | W,100-89 |
| 2/17 | Florida Atlantic | W, 89-70 |
| 2/20 | Samford | L, 61-71 |
| 2/25 | Southeastern Louisiana | L, 75-82 |
| 2/27 | @ Centenary | W, 97-80 |



A Penny Saved - Memphis'
"Penny" Hardaway dazzled Georgia State with a triple-double at the Pyramid in Memphis in 1992-93. Hardaway went on to a sterling NBA career.

1993-1994 (13-14, 9-7)

Bob Reinhart (TAAC)

| | | |
|-------|--------------------------|----------|
| 11/27 | Morris Borwn | W, 91-64 |
| 12/4 | @ Georgia Tech | L, 65-95 |
| 12/8 | @ Alabama State | L, 59-80 |
| 12/11 | @ Memphis State | L, 55-66 |
| 12/13 | Tennessee-Martin | W, 95-68 |
| 12/15 | Southwest Texas State | L, 73-79 |
| 12/17 | @South Florida | L, 70-79 |
| | (Wilmington, NC) | |
| 12/18 | @Grambling St. | W, 77-64 |
| | (Wilmington, NC) | |
| 1/3 | @ Mercer | W, 70-66 |
| 1/6 | Stetson | L, 63-69 |
| 1/8 | Central Florida | W, 72-63 |
| 1/13 | @ Centenary | L, 79-85 |
| 1/15 | @ Southeastern Louisiana | L, 60-69 |
| 1/20 | Florida International | L, 61-67 |
| 1/22 | Florida Atlantic | W, 92-57 |
| 1/29 | Samford | W, 77-71 |
| 1/31 | Charleston | L, 76-85 |
| 2/3 | @ Central Florida | L, 72-74 |
| 2/5 | @ Stetson | W, 80-61 |
| 2/10 | Southeastern Louisiana | W, 98-88 |
| 2/12 | Centenary | W, 88-86 |
| 2/17 | @ Samford | W, 70-55 |
| 2/19 | @ Florida International | W, 68-59 |
| 2/20 | @ Florida Atlantic | L, 76-78 |
| 2/26 | @ Charleston | L, 71-76 |
| 2/28 | Mercer | W, 75-67 |
| 3/3 | #Samford | L, 57-78 |
| | # Conference Tournament | |

1994-1995 (11-17, 6-10)

Carter Wilson (TAAC)

| | | |
|-------|-------------------------|----------|
| 11/25 | @Gonzaga (Spokane) | L, 65-90 |
| 11/26 | Yale (@ Spokane, WA) | W, 77-72 |
| 12/7 | @ Memphis | L,52-124 |
| 12/10 | @ Louisiana Tech | L, 57-70 |
| 12/15 | Louisiana Tech | L, 71-74 |
| 12/17 | Grambling State | W,103-76 |
| 12/28 | @ Louisiana State | L,70-105 |
| 12/30 | North Georgia | W, 80-67 |
| 1/2 | @ Florida International | L, 64-75 |
| 1/4 | @ Florida Atlantic | L, 61-65 |
| 1/7 | @ Southeastern La. | L, 72-96 |
| 1/9 | @ Centenary | W, 66-65 |
| 1/12 | Central Florida | L, 61-68 |
| 1/14 | Florida International | W, 81-66 |
| 1/21 | Samford | L, 70-83 |
| 1/26 | @ Central Florida | L, 77-93 |
| 1/28 | @ Mercer | W, 88-71 |
| 1/30 | Florida Atlantic | W, 82-63 |
| 2/2 | Charleston | L, 77-83 |
| 2/4 | Campbell | W, 77-66 |
| 2/9 | @ Charleston | L, 58-90 |
| 2/11 | @ Campbell | W, 82-64 |
| 2/16 | Mercer | W, 84-66 |
| 2/18 | Stetson | L, 64-67 |
| 2/23 | Centenary (OT) | L, 82-84 |
| 2/25 | @ Samford | L, 74-98 |
| 3/2 | #Samford | W, 71-57 |
| 3/3 | #Mercer | L, 71-81 |
| | # Conference Tournament | |

Year-By-Year Georgia State Panthers Results

1995-1996 (10-16, 6-10)

Carter Wilson (TAAC)

| | | |
|-------|-----------------------|----------|
| 11/24 | Morris Brown | L, 78-80 |
| 11/26 | @ Tennessee | L, 59-74 |
| 12/5 | @ Memphis | L, 69-89 |
| 12/7 | @ Tennessee-Martin | L, 68-90 |
| 12/9 | @ Arkansas State | W, 72-57 |
| 12/12 | Georgia Southern | W, 60-58 |
| 12/19 | Arkansas State | L, 67-74 |
| 12/22 | @ Grambling State | W, 76-66 |
| 12/28 | @ Tulane (N.O.) | L, 55-62 |
| 12/30 | Winthrop | W, 87-76 |
| 1/4 | @ Campbell | L, 57-60 |
| 1/6 | @ Charleston | L, 78-91 |
| 1/11 | Florida International | W, 75-68 |
| 1/13 | Florida Atlantic | W, 62-60 |
| 1/18 | @ Stetson | L, 61-73 |
| 1/20 | Central Florida | L, 75-95 |
| 1/25 | @ Samford | L, 73-76 |
| 1/27 | @ Jacksonville State | L, 65-83 |
| 2/1 | Southeastern La. | W, 86-81 |
| 2/3 | Mercer | L, 90-96 |
| 2/8 | @ Southeastern La. | L, 86-91 |
| 2/10 | @ Centenary | L, 76-79 |
| 2/17 | @ Mercer | W, 74-66 |
| 2/19 | Centenary | W, 74-58 |
| 2/22 | Jacksonville State | W, 82-76 |
| 2/24 | Samford | L, 72-93 |

1996-97 TEAM



1996-1997 (10-17, 6-10)

Carter Wilson (TAAC)

| | | |
|-------|--------------------------|----------|
| 11/22 | Southern Wesleyan | W, 73-57 |
| 11/26 | @Georgia | L, 47-85 |
| 12/1 | @Tennessee | L, 53-70 |
| 12/7 | @Auburn | L, 48-66 |
| 12/11 | Covenant | W, 82-72 |
| 12/14 | @Troy State | L, 79-90 |
| 12/16 | @Winthrop | L, 64-73 |
| 12/21 | @Georgia Southern | W, 68-49 |
| 12/30 | Troy State | W, 71-56 |
| 1/2 | Campbell | L, 64-65 |
| 1/4 | @Florida International | L, 59-73 |
| 1/9 | @Florida Atlantic | L, 67-81 |
| 1/11 | UNC-Asheville | L, 72-73 |
| 1/13 | Stetson (OT) | W, 57-52 |
| 1/16 | @Central Florida | L, 68-85 |
| 1/18 | Samford (OT) | W, 58-55 |
| 1/23 | Jacksonville State | L, 70-75 |
| 1/25 | @Southeastern Louisiana | L, 71-74 |
| 1/30 | @Centenary (OT) | W, 96-86 |
| 2/1 | @Mercer | W, 80-72 |
| 2/3 | Southeastern Louisiana | L, 68-77 |
| 2/6 | Centenary | W, 74-61 |
| 2/8 | Mercer | W, 82-57 |
| 2/18 | @Jacksonville State (OT) | L, 79-82 |
| 2/20 | @Samford | L, 74-86 |
| 2/22 | #Florida International | L, 57-70 |

Conference Tournament

Coaches "Lefty" Driesell and Michael Perry Begin at State

1997-1998 (16-12, 11-5)

Charles "Lefty" Driesell (TAAC)

| | | |
|-------|--|-----------|
| 11/15 | @ Georgetown (US Airways Arena) | L, 72-89 |
| 11/16 | @ Va. Commonwealth (Richmond Coliseum) | L, 54-55 |
| 11/19 | Loyola of Chicago | W, 73-58 |
| 11/22 | USC-Aiken | W, 83-67 |
| 11/26 | @ UNC-Asheville | L, 64-74 |
| 12/10 | Augusta State | W, 93-64 |
| 12/12 | @ Miami | L, 64-80 |
| 12/18 | Detroit-Mercy | L, 64-74 |
| 12/30 | Eastern Kentucky | L, 59-68 |
| 1/3 | Stetson | L, 65-69 |
| 1/5 | Central Florida | W, 76-70 |
| 1/8 | Florida International | W, 95-93 |
| 1/10 | @ Florida Atlantic | W, 77-54 |
| 1/15 | @ Troy State | W, 74-58 |
| 1/17 | @ Centenary | L, 69-75 |
| 1/22 | Jacksonville | W, 77-63 |
| 1/24 | Samford | W, 78-61 |
| 1/31 | @ Campbell | W, 82-58 |
| 2/2 | @ College of Charleston | L, 52-79 |
| 2/7 | Mercer | W, 84-70 |
| 2/10 | Norfolk State | W, 105-86 |
| 2/12 | Centenary | W, 88-70 |
| 2/14 | Troy State | W, 95-79 |
| 2/17 | @ Mercer | W, 73-57 |
| 2/19 | @ Samford | L, 62-85 |
| 2/21 | @ Jacksonville State | L, 58-63 |
| 2/26 | #Stetson | W, 80-59 |
| 2/27 | #Florida International | L, 80-82 |

Conference Tournament

1998-1999 (17-13, 11-5)

Charles "Lefty" Driesell (TAAC)

| | | |
|-------|-------------------------|----------|
| 11/18 | Georgetown (Dome) | L, 68-83 |
| 11/21 | North Florida | W, 84-68 |
| 11/25 | @ Norfolk State | L, 76-91 |
| 11/29 | @ Kansas State | L, 71-78 |
| 12/3 | @ Coppin State (Hawaii) | L, 56-66 |
| 12/4 | @ Hawaii (Honolulu) | W, 72-62 |
| 12/10 | Southern | L, 78-80 |
| 12/18 | Miami | L, 55-76 |
| 12/22 | Virginia Commonwealth | W, 99-80 |
| 12/28 | North Carolina A&T | W, 72-51 |
| 1/3 | @ Eastern Kentucky | W, 61-56 |
| 1/4 | @ Florida Atlantic (OT) | L, 90-97 |
| 1/5 | @ Central Florida | L, 70-86 |
| 1/7 | Florida Atlantic | W, 87-70 |
| 1/9 | Central Florida | W, 81-76 |
| 1/14 | Campbell | W, 87-64 |
| 1/16 | @ Troy State | W, 90-81 |
| 1/19 | @ Mercer | W, 86-76 |
| 1/23 | Samford | L, 62-77 |
| 1/25 | @ Jacksonville State | W, 66-63 |
| 1/28 | Jacksonville | W, 68-54 |
| 1/30 | Stetson | W, 76-61 |
| 2/7 | @ Fresno State | L, 62-83 |
| 2/8 | @ Centenary | L, 67-69 |
| 2/11 | Jacksonville State | W, 73-40 |
| 2/13 | @ Samford | W, 57-54 |
| 2/19 | @ Campbell | L, 73-80 |
| 2/20 | Mercer | W, 74-44 |
| 2/25 | (@) Jacksonville St. | W, 78-56 |
| 2/26 | # Central Florida | L, 60-67 |

Conference Tournament

Coach "Lefty" Driesell's first staff in 1997-98 included Michael Perry. Over the seven years since, the Panthers have rung up 133 wins. It had taken Georgia State 24 years from 1963-1987 to ring up 135 wins.



Year-By-Year Georgia State Panthers Results

1999-2000 (17-12, 13-5)

Charles "Lefty" Driesell (TAAC)

| | | |
|-------|---------------------|-----------|
| 11/19 | Fresno State | L, 64-74 |
| 11/24 | @Tulsa | L, 73-100 |
| 11/27 | @Detroit | L, 65-79 |
| 12/1 | Creighton | L, 54-58 |
| 12/4 | @Bradley | L, 73-89 |
| 12/7 | @Jacksonville State | L, 79-81 |
| 12/18 | Central Michigan | W, 74-66 |
| 12/20 | @Southern | W, 83-73 |
| 12/29 | Kansas State | L, 61-74 |
| 1/4 | Campbell | L, 64-69 |
| 1/8 | Jacksonville | W, 67-57 |
| 1/10 | Stetson | W, 79-64 |
| 1/13 | @UCF | L, 67-72 |
| 1/15 | @Florida Atlantic | W, 89-67 |
| 1/20 | @Troy State | W, 83-77 |
| 1/22 | Mercer | W, 66-51 |
| 1/25 | @Samford | W, 69-51 |
| 1/29 | Troy State | L, 58-72 |
| 1/31 | @Mercer | W, 68-53 |
| 2/3 | Jacksonville State | W, 91-77 |
| 2/5 | Samford | L, 57-58 |
| 2/7 | Alabama A & M | W, 69-64 |
| 2/12 | @Campbell | W, 66-64 |
| 2/17 | @Stetson | W, 74-66 |
| 2/19 | @Jacksonville | W, 68-67 |
| 2/24 | Florida Atlantic | W, 86-62 |
| 2/26 | UCF | W, 78-63 |
| 3/2 | # Florida Atlantic | W, 77-54 |
| 3/3 | # Samford | L, 80-83 |




Conference Tournament

2000-01(29-5, 16-2)

Charles "Lefty" Driesell
TAAC Tournament Champions
NCAA FINAL 32 Team

| | | |
|-------|----------------------------|----------|
| 11/17 | @ Georgia | W, 91-79 |
| 11/20 | Savannah State | W, 88-45 |
| 11/25 | @ Alabama A & M | W, 82-73 |
| 11/29 | Bradley | W, 67-54 |
| 12/1 | Valdosta State | W, 83-54 |
| 12/4 | Samford | W, 64-50 |
| 12/6 | Morris Brown | W, 84-70 |
| 12/9 | @ Creighton | L, 74-81 |
| 12/21 | @ Hawaii (Nike Festival) | W, 65-64 |
| 12/22 | @ UAB (Nike Fest.-Hono.) | W, 74-63 |
| 12/23 | @ CS Northridge(Nike Fest) | W, 97-88 |
| 1/2 | @ Campbell | W, 77-67 |
| 1/6 | @ Stetson | L, 66-71 |
| 1/8 | @ Jacksonville | W, 93-82 |
| 1/11 | Florida Atlantic | W, 96-77 |
| 1/13 | UCF | W, 97-75 |
| 1/18 | @ Mercer | W, 87-81 |
| 1/20 | @ Troy State | L, 67-74 |
| 1/23 | Jacksonville State | W, 76-52 |
| 1/27 | Mercer | W, 86-77 |
| 1/29 | Troy State | W, 79-75 |
| 2/1 | @ Samford | W, 73-62 |
| 2/3 | @ Jacksonville State | W, 75-58 |
| 2/10 | Campbell | W, 95-67 |
| 2/12 | @ New Mexico | L, 78-91 |
| 2/15 | Jacksonville | W, 90-82 |
| 2/17 | Stetson | W, 68-65 |
| 2/22 | @ UCF | W, 90-85 |
| 2/24 | @ FAU | W, 88-79 |
| 3/1 | # FAU | W, 96-57 |
| 3/2 | # Samford | W, 66-56 |
| 3/3 | # Troy State | W, 79-55 |
| 3/15 | \$ Wisconsin | W, 50-49 |
| 3/17 | \$ Maryland | L, 60-79 |

* Conference Tourney \$ NCAA, Boise, Idaho



"Lefty" Driesell got his 700th career win on Nov. 21, 1998 and his 750th career win on Jan. 27, 2001. He notched his 100th win at Georgia State on Nov. 23, 2002 as he became the only coach in NCAA history to win 100 games at four schools.



Darryl Cooper (above) had a four-point play and steal in the final minute to spark the win over Wisconsin, while Shernard Long (right) made the game-winning basket with 12 seconds left. Long scored 20 vs. Maryland in his final game.



The Panthers swept to the conference title with Thomas Terrell named MVP. In the NCAAs in Boise, Idaho, the Panthers rallied to upset No. 25 Wisconsin behind leaders Kevin Morris, Darryl Cooper and


Year-By-Year Georgia State Panthers Results

2001-02 (20-11, 14-6)

Charles "Lefty" Driesell
TAAC Regular Season Champs
NIT Postseason Bid

| | | |
|-------|-----------------------------|------------|
| 11/17 | Valdosta State | W, 82-71 |
| 11/24 | @ Central Michigan | L, 52-76 |
| 11/17 | Charleston Southern | W, 67-56 |
| 12/1 | @Belmont | L, 59-68 |
| 12/4 | Georgia | W, 83-78 |
| 12/6 | Mercer | W, 90-79 |
| 12/12 | Campbell | W, 85-71 |
| 12/16 | vs Miss. State (Peach Bowl) | L, 63-72 |
| 12/21 | vs.Saint Joseph's (T of C.) | W, 95-90 |
| 12/22 | vs. Charleston(T of C) | L, 63-70 |
| 1/2 | Troy State | W, 84-67 |
| 1/5 | @Florida Atlantic | L, 77-90 |
| 1/7 | @ UCF | W, 92-84OT |
| 1/10 | Stetson | W, 89-73 |
| 1/12 | Jacksonville | L, 72-84 |
| 1/17 | @Jacksonville State | L, 75-81 |
| 1/19 | @Samford | L, 59-63 |
| 1/23 | @Campbell | W, 81-64 |
| 1/26 | Jacksonville State | W, 80-61 |
| 1/28 | Samford | W, 60-48 |
| 2/2 | Jacksonville | W, 81-75OT |
| 2/4 | @Stetson | W, 94-79 |
| 2/7 | UCF | L, 73-83 |
| 2/8 | Florida Atlantic | W, 76-71 |
| 2/14 | @Mercer | W, 82-74 |
| 2/16 | @Troy State | W, 102-88 |
| 2/21 | Belmont | W, 71-69 |
| 2/28 | #Belmont | W, 82-79 |
| 3/1 | #UCF | W, 82-64 |
| 3/3 | #Florida Atlantic | L, 75-76 |
| 3/13 | % at Tennessee Tech | L, 62-64 |

Conference Tourney % NIT Tourney



2002-03 (14-15, 8-8)

Charles "Lefty" Driesell/Michael Perry
(4-6) (A-SUN) (10-9)

| | | |
|-------|--------------------------|--------------|
| 11/23 | N.C. A&T (Morehouse) | W, 76-44 |
| 11/26 | @ Auburn | L, 71-100 |
| 11/30 | St. Andrew's (NC) | W, 95-80 |
| 12/4 | Furman | W, 70-64 |
| 12/5 | Alabama State | L, 77-82 OT |
| 12/14 | @South Ala. (Coors Clas) | L, 68-81 |
| 12/18 | @Miss. State (Jackson) | L, 54-78 |
| 12/21 | @ Oklahoma | L, 62-89 |
| 12/28 | @ Charleston Southern | L, 75-80 |
| 1/2 | @ Furman | W, 73-62 |
| 1/4 | Gardner-Webb | W, 56-53 |
| 1/6 | Campbell | W, 92-59 |
| 1/11 | @ Jacksonville State | L, 76-89 |
| 1/13 | Tennessee State | W, 107-71 |
| 1/18 | @ Samford | L, 78-80 |
| 1/12 | @ Belmont | W, 69-66 2OT |
| 1/23 | Florida Atlantic | W, 66-64 |
| 1/25 | UCF | L, 74-81 2OT |
| 1/31 | @ Stetson | W, 78-71 |
| 2/6 | @ Troy State | L, 81-99 |
| 2/8 | @ Mercer | L, 80-88 |
| 2/13 | Belmont | L, 57-72 |
| 2/15 | Samford | L, 74-78 2OT |
| 2/18 | Jacksonville | W, 71-69 |
| 2/21 | Jacksonville State | L, 76-78 OT |
| 2/27 | @ Campbell | W, 88-72 |
| 3/1 | @ Gardner-Webb | W, 64-58 |
| 3/6 | #Belmont | W, 76-58 |
| 3/7 | #Troy State | L, 61-71 |

Conference Tourney

2003-04 (20-9, 14-6)

Michael Perry (A-SUN)

| | | |
|-------|-----------------------|-----------|
| 11/17 | @Utah (preseason NIT) | L, 38-46 |
| 11/21 | Anderson (SC) | W, 79-62 |
| 12/1 | Tulsa (Gwinnett) | W, 72-67 |
| 12/4 | Belmont | W, 70-64 |
| 12/6 | Lipscomb | W, 89-81 |
| 12/12 | South Alabama | W, 88-56 |
| 12/20 | @Tennessee | L, 71-87 |
| 12/22 | @ Auburn | W, 77-72 |
| 12/31 | West Florida | W, 105-73 |
| 1/3 | @ UCF | L, 60-70 |
| 1/5 | @ FAU | W, 79-76 |
| 1/8 | Campbell | W, 89-68 |
| 1/11 | Gardner-Webb | W, 92-64 |
| 1/13 | Troy State | W, 84-83 |
| 1/16 | Mercer | W, 79-66 |
| 1/22 | @ Jacksonville | W, 66-58 |
| 1/24 | @ Stetson | W, 93-62 |
| 1/27 | @ Mercer | L, 55-73 |
| 1/30 | Jacksonville | L, 75-77 |
| 2/1 | Stetson | L, 65-66 |
| 2/6 | @ Troy State | L, 69-85 |
| 2/12 | @ Gardner-Webb | W, 72-60 |
| 2/14 | @ Campbell | W, 90-67 |
| 2/19 | FAU | W, 90-76 |
| 2/21 | UCF | W, 63-61 |
| 2/26 | @ Lipscomb | W, 82-72 |
| 2/28 | @ Belmont | W, 72-70 |
| 3/4 | #Stetson | W, 55-47 |
| 3/5 | #Troy State | L, 62-63 |

Conference Tourney

2004-05 (14-15, 11-9)

Michael Perry (A-SUN)

| | | |
|-------|-------------------------------|-------------|
| 11/20 | vs.USM (Thorpe Classic, Reno) | W, 70-68 |
| 11/21 | at Nevada (Thorpe, Reno) | L, 55-76 |
| 11/26 | @Kentucky | L, 59-77 |
| 11/28 | Louisiana-Lafayette | W, 85-78 |
| 12/2 | @ Jacksonville | L, 75-78 OT |
| 12/4 | @ Stetson | L, 70-79 |
| 12/7 | DELTA STATE | W, 88-68 |
| 12/11 | @ Charlotte | L, 72-77 |
| 12/20 | @ Louisiana-Lafayette | L, 50-67 |
| 12/29 | @ Texas Tech | L, 56-98 |
| 1/3 | UCF | W, 76-63 |
| 1/5 | FAU | W, 75-73 |
| 1/8 | @ Lipscomb | L, 57-59 OT |
| 1/10 | @ Belmont | L, 46-59 |
| 1/13 | @ Troy | W, 96-89 |
| 1/15 | Campbell | W, 92-68 |
| 1/17 | Gardner-Webb | L, 74-83 |
| 1/23 | Mercer | W, 72-61 |
| 1/26 | Troy | L, 73-84 |
| 1/28 | @ Mercer | W, 65-60 |
| 2/3 | @ Gardner-Webb | W, 70-68 |
| 2/5 | @ Campbell | W, 78-73 |
| 2/11 | Belmont | L, 59-69 |
| 2/13 | Lipscomb | W, 86-62 |
| 2/17 | @ FAU | W, 80-76 |
| 2/19 | @ UCF | L, 65-70 |
| 2/25 | Jacksonville | L, 67-81 |
| 2/27 | Stetson | W, 84-63 |
| 3/3 | #Belmont | L, 61-67 |

Conference Tourney

2005-06 (7-22, 3-15)

Michael Perry (CAA)

| | | |
|-------|-------------------------------|-------------|
| 11/20 | vs.USM (Thorpe Classic, Reno) | W, 70-68 |
| 11/21 | at Nevada (Thorpe, Reno) | L, 55-76 |
| 11/26 | @Kentucky | L, 59-77 |
| 11/28 | Louisiana-Lafayette | W, 85-78 |
| 12/2 | @ Jacksonville | L, 75-78 OT |
| 12/4 | @ Stetson | L, 70-79 |
| 12/7 | DELTA STATE | W, 88-68 |
| 12/11 | @ Charlotte | W, 77-72 |
| 12/20 | @ Louisiana-Lafayette | L, 50-67 |
| 12/29 | @ Texas Tech | L, 56-98 |
| 1/3 | UCF | W, 76-63 |
| 1/5 | FAU | W, 75-73 |
| 1/8 | @ Lipscomb | L, 57-59 OT |
| 1/10 | @ Belmont | L, 46-59 |
| 1/13 | @ Troy | W, 96-89 |
| 1/15 | Campbell | W, 92-68 |
| 1/17 | Gardner-Webb | L, 74-83 |
| 1/23 | Mercer | W, 72-61 |
| 1/26 | Troy | L, 73-84 |
| 1/28 | @ Mercer | W, 65-60 |
| 2/3 | @ Gardner-Webb | W, 70-68 |
| 2/5 | @ Campbell | W, 78-73 |
| 2/11 | Belmont | L, 59-69 |
| 2/13 | Lipscomb | W, 86-62 |
| 2/17 | @ FAU | W, 80-76 |
| 2/19 | @ UCF | L, 65-70 |
| 2/25 | Jacksonville | L, 67-81 |
| 2/27 | Stetson | W, 84-63 |
| 3/3 | #Belmont | L, 61-67 |

Conference Tourney

Georgia State Broadcasting Information



Dave Cohen

He's called more than 650 Georgia State games, including both the 1991 and 2001 NCAA Tournament teams.

Cohen's "BIG SHOTS"

Memorable final minute big shots he remembers:

- *Shernard Long's game-winning basket with 12 seconds to take the lead vs. Wisconsin in the NCAA Tournament in Boise in 2001.*
- *Darryl Cooper's four-point play with 48 seconds to set up Long's winning basket in the NCAA win.*
- *Kevin Morris' near half court three-point basket at the halftime buzzer vs. Wisconsin in the NCAA Tournament in Boise in 2001.*
- *Tony Graham's final shot to beat Tennessee on its home court in Knoxville in the 1983-84 season.*
- *Anton Reese's three-point basket with 3.8 seconds to beat first place Samford in Birmingham in 1998-99 (57-54).*
- *Philip Luckydo's shot at the buzzer to beat in-state and then conference rival Georgia Southern, 73-72, in 1990-91.*
- *Bobby Reinhart's shot with two seconds left to beat Samford in 1988-89 and help give State its first .500 season in 13 years.*
- *Herman Favors' buzzer-beating shot to end Gardner-Webb's 10-game home winning streak in 2004-05.*
- *Lamont McIntosh's running shot with 1 second left to beat Belmont in 2002-03 and earn the regular season No. 1 seed.*



Left, during this halftime show, Cohen interviews 2006 CAA Legend, Jim Jacobs, Georgia State's first 1,000-point scorer.



Cohen has done TV for CSS as well as radio for the Furman football network. Dave did freelance work for NFL games and assisted with Atlanta Falcons pregame shows.



Left, Cohen emcees the monthly Panther Talk Luncheons to promote all Georgia State sports and events.

Below, a younger Cohen interviews Gary Williams, now Maryland's head coach.



Georgia State Broadcasting Information

All Georgia State men's basketball games, from exhibitions to NCAA playoffs, can be heard live on 100,000-watt WRAS-FM (88.5) radio. All games can also be heard via the Internet at www.wras.org.

Now in his 24th season as the play-by-play announcer and ninth year as Georgia State Broadcast Coordinator, Dave Cohen handles the details for the live broadcasts. He also oversees the broadcasting of every Georgia State women's basketball game during the season.

The Panthers Pre-game show with head coach Michael Perry begins 15 minutes prior to each tipoff and Panthers Sports Talk with Jason Hanes 30 minutes before games. Following each game, Cohen will again feature Coach Perry, as well as post game interviews, facts and comments. Panthers Associate A.D. for Sports Communications, Charlie Taylor, returns for a seventh year to provide the color commentary with Cohen.


Cohen, a veteran reporter of the Atlanta sports scene, currently is employed at Georgia State in the Department of Alumni Relations.

Throughout his tenure in Atlanta radio, Cohen has worked for WRAS-FM, WGST-AM, WCNN-AM, WSB-AM, and WGUN-AM radio stations. He has also done extensive freelance work for ESPN Radio, AP Radio, UPI Radio and WFAN-AM in New York. He has also been host on local radio talk shows in Atlanta. Cohen currently works with the Furman University Football Network broadcasts for the nationally-ranked school in Greenville, S.C. Cohen serves on the Advisory Board for the newly formed Atlanta Sports Hall of Fame.

Cohen is a native of the Boston area and is a graduate of Georgia State. Dave is married to Carol Cohen, Georgia State's Senior Woman Administrator and Associate Athletic Director for Student-Athlete Development. They have a 6-year old son, Samuel, and a 2-year old son, Jackson. The family resides in Alpharetta.

Assisting Cohen with the Georgia State Panther Radio broadcasts as studio hosts will be Gary Lowe, Alex Merlo, Jason Hanes, Chris Culwell, Marvin Myers, Matthew Simmons, Andy Hawley and Edgar Treiguts.

Cohen has done the play-by-play for the NCAA win, two conference tournament championship wins, wins over top 25 teams like Saint Joseph's, a pair of wins over Georgia, a win at Auburn, a win at Tennessee, wins at the Hawaii Nike Fest, a preseason and a postseason NIT game, and "Lefty's" 700th and 750th wins.



ALBUM 88
88.5 WRAS
**The 100,000-Watt Home
of Georgia State Basketball**



Cohen and Taylor will begin their seventh season as the broadcast team for basketball games.

Georgia State MEDIA INFORMATION

Atlanta Journal-Constitution

72 Marietta Street NW, Atlanta, Ga. 30303
Sports General FAX: 404-526-5977
Sports Editor: Ron Ramos
College Editor: Jeff D'Alessio
Phone: 404-526-5331/jd'alessio@ajc.com
Writers: Andrew Adler, Bill Sanders, Rana Cash, Karen Rosen, Mark Bradley, Terence Moore, Darryl Orlando Ledbetter, Tim Tucker, Steve Hummer, Jack Wilkinson. Tony Barnhart, Guy Curtright
Photo Editor: 404-526-7504
Web: ajc.com E-mail:sports.desk@ajc.com

Georgia State Signal

Zettler Clay IV, Sports Editor
University Center, Room 200
Atlanta, GA 30303
Phone: 404-463-9327
FAX: 404-651-1045
E-mail: gsusportseditor@gmail.com

Associated Press (AP)

Paul Newberry, Charles Odum, Tom Saladino, Lenny Palatz, Gene Blythe (Photo)
Centennial Tower, Suite 2450
101 Marietta St., Atlanta, Ga. 30303
Phone: 404-522-8971 - Photo-522-8979
FAX: 404-526-4639
E-mail: ATGE@ap.org or pnewberry@ap.org
Web: ap.org

Marietta Daily Journal

580 Fairground Street, Marietta, Ga. 30060
Brandon Michea, Sports Editor
David Friedlander, Sports Writer
Phone: 770-428-0657
FAX: 770-422-9533
E-mail: sportseditor@mdjonline.com or dfriedlander@mdjonline.com
Web: mdjonline.com

GSTV (Georgia State TV)

33 Gilmer Street SE
University Center, Room 205
Atlanta, Ga. 30303
Phone: 404-651-4988

WAGA-TV (FOX 5)

Ken Rodriguez, Buck Lanford, Karen Graham, Chip Zeller
1551 Briarcliff Road NE
Atlanta, Ga. 30306
Phone: 404-875-5551/898-0100
FAX: 404-724-4454
chip.zeller@foxtv.com

WGCL-TV (CBS, 46)

Gil Tyree, Mark Harmon
425 14th Street
Atlanta, Ga. 30329
Phone: 404-327-3250, 51, 52
FAX: 404-327-3004
mark.harmon@cbs46.com

WSB-TV (ABC, 2)

Chuck Dowdle, Bill Hartman
1601 W. Peachtree Street, NE
Atlanta, Ga. 30309
Phone: 404-897-7745
FAX: 404-962-2060
bill.hartman@wsbtv.com

WXIA-TV (NBC, 11)

Fred Kalil, Randy Waters, Sam Crenshaw, Roger Manis
1611 W. Peachtree Street NE
Atlanta, Ga. 30309
Phone: 404-873-9146
FAX: 404-881-0675
sports@11alive.com

FSN

100 Colony Square, Suite 200
404-230-7300, FAX 230-7382
Tracy Arace, Stephen Smith
southern@foxsports.net

Sports Unlimited (Ch. 45 Cable TV)

Comcast Sports Southeast
Matt Stewart, Jason Higdon
2975 Courtyards Dr.
Norcross, Ga. 30071
Phone: 770-559-2300
FAX: 770-559-2329
matt_stewart@cable.comcast.com

WRAS-FM Radio (88.5)

Phone: 404-651-2240
and 404-651-4488
Fax: 404-651-1705
eightyeightnews.yahoo.com

WQXI (790 The Zone) Radio

3350 Peachtree Road NE, Suite 1610
Atlanta, Ga. 30326
Matt Edgar, Matt Chernoff
Ph: 404-238-9491-FAX: 404-365-9026
medgar@790thezone.com

WCNN (680 The Fan) Radio

1601 W. Peachtree Street NE,
Atlanta, GA 30309
Rob Tribble, sports updates
Ph: 404-688-0068 FAX: 404-995-4045
robtribble@680thefan.com

V-103-FM Radio -

Chuck Smith
1201 Peachtree Street, Suite 800
Atlanta, Ga. 30361
404-898-8900, FAX- 898-8870
Gwinnett Daily Post
Todd Cline, Sports Editor
Will Hammock, Sports Writer
166 Buford Drive,
Lawrenceville, Ga. 30046
Ph: 770-963-9205 FAX: 770-339-8081
Web: gwinnettdailypost.com

WGST Radio (640 AM)

1819 Peachtree St, Atlanta, Ga. 30309
Ph: 404-367-9442 FAX: 404-367-6401

WSB Radio (750 AM)

1601 West Peachtree Street
Atlanta, Ga. 30309
Ph: 404-897-6284
Fax: 404-897-7593

Georgia State MEDIA INFORMATION

INTERVIEW REQUESTS

All non game-day interview requests for Head Coach Michael Perry should be made through the Sports Communications Office at 404-651-2071 or 651-3168. Late mornings are usually a good interview time for him.

All player interview requests should also go through the Sports Communications Office to set up a best available time, whether in person or via phone.

On game days, no pre-game interviews will be conducted.

After games, Coach Perry and players will be available. Please see a Georgia State sports communications staff member.

Interviews with visiting coaches or players following home games are up to the discretion of that coach and sports information director.

Post-game fax requests or e-mails can be made immediately before or after each home game.

CREDENTIAL REQUESTS

All credential requests (including pro scouts) are requested no less than 48 hours in advance of each home game.

Credential requests should be faxed (404-651-3204) on letterhead of the media affiliate or team or can be sent via e-mail to ctaylor@gsu.edu with business phone number or return e-mail address.

Credentials can be picked up at the Georgia State Sports Communications Office (Suite 130) in advance or day of game at Will Call. That Will Call is on the third floor ticket windows at the front of the Georgia State Sports Arena and directly across from the elevator.

Photo ID will be required to pick up credentials. Pre-arranged parking can be accommodated.

Special requests or needs should be made days in advance to ensure they can be properly handled.

Requests for the CAA Championship in March in Richmond can be made through the conference office or the SID office of Georgia State.

GeorgiaStateSports.com

This sports exclusive website provides daily information on all Georgia State sports.

Check **GeorgiaStateSports.com** for all game results, schedules, statistics, rosters, bios, and news releases.

Updated by the Sports Communications Office, this site is in addition to the gsu.edu school website.

This site features a specific site for each of the 17 Georgia State teams.

In addition, the site provides directions to the Sports Arena and Panthersville fields. Ticket information is also always available at GeorgiaStateSports.com.

Games will be broadcast live on **WRAS.org**.

The Conference site (**CAASports.com**) also posts League scores, statistics, schedules, player of the week winners, and tournament information.

PRESS ROW

Press seating at all Georgia State men's basketball games in the Georgia State Sports Arena is at courtside on the west side (opposite side from team benches, third floor).

Statistics, pregame notes, programs and any other media information will be available prior to every home game at courtside or in the first floor press work room in the Sports Communications area (Suite 130).

Complete halftime boxes will be distributed to each media representative during intermission. During timeouts, "flash" stats will be available to radio/TV crews.

Final statistics, including the play-by-play, will be distributed as soon as possible following each game and will be available either at courtside press row or in the press work room in the Sports Communications Office.

Georgia State's **press row** telephone number is **404-651-0563**. Four other phone lines will be made available for media and the visiting radio broadcast team.



Sat., March 31 and Mon., April 2, 2007
The Georgia Dome



Within walking distance of the Georgia State campus, the Georgia Dome will again be host to the Final Four. Last year, it was host again for the NCAA Regional Championships.

The 2007 Road To Atlanta

Opening Round: Tuesday, March 13 - Dayton, Ohio
1st and 2nd Rounds - Thurs.-Sat., March 15-17 - Buffalo, Lexington, Sacramento, Winston-Salem
Fri.-Sun., March 16-18 - Chicago, Columbus, New Orleans, Spokane
Regionals - Thurs.-Sat., March 22-24 - San Antonio and San Jose
Fri.-Sun., March 23-25 - East Rutherford and St. Louis

Last year's Final Four in Indianapolis included eventual champion Florida, UCLA, George Mason and LSU.



NCAA FUTURE FINAL FOURS

April 5 & 7, 2008 - San Antonio, Texas
April 4 & 6, 2009 - Detroit, Michigan
April 3 & 5, 2010 - Indianapolis, Indiana
April 2 & 4, 2011 - Houston, Texas