



Georgia State Provost and long-time supporter, Dr. Ron Henry, joins junior center Deven Dickerson in the lobby of the newest of the Georgia State Student Centers.

Georgia State Basketball Records

School CAREER Records

SCORING

Player	Years	Points
1) Rodney Hamilton	94-98	1,515
2) Terrence Brandon	91-92/93-96	1,479
3) Chavelo Holmes	81-84/85-86	1,375
4) James Andrews	85-86/87-89	1,279
5) Phillip Luckydo	90-92	1,254
6) Nate Williams	01-04	1,222
7) Zavian Smith	89-92/93-94	1,214
8) Kevin Morris	98-01	1,212
9) Thomas Terrell	00-02	1,193
10) Shellord Pinkett	94-98	1,176
11) Lamont McIntosh	00-04	1,174
12) Jim Jacobs	65-69	1,059
13) Travis Williams	92-96	1,017
14) Chris Collier	89-91	1,012

ASSISTS

Player	Years	Assists
1) Rodney Hamilton	94-98	535
2) Kevin Morris	98-01	431
3) Eric Ervin	82-84	316
4) Herman Favors	02-06	310
4) Howie Jarvis	76-79	310
6) Boyd Copeland	03-05	288
7) Lamont McIntosh	00-04	281
8) Dewey Haley	84-86	279
9) Corey Gauff	89-93	247
10) Tony Graham	80-84	236
11) Courtney Brooks	90-94	233

FIELD-GOAL PERCENTAGE

(min. 200 goals)

Player (Made/Att)	Years	Pct.
1) Chris Jackson (303-502)	83-85	.604
2) Quincy Gause (279-465)	97-99	.600
3) Bob Pierson (352-594)	74-76	.593
4) Rodney Turner (236-435)	86-87/88-89	.555
5) Chris Collier (380-696)	89-91	.546
6) Reggie Chennault (237-445)	82-84	.533
7) Nate Williams (404-876)	01-04	.530
8) Tildon Wright (305-579)	93-97	.527
9) Zavian Smith (461-912)	89-92/93-94	.505

GAMES STARTED

1) Rodney Hamilton	1994-98	105
2) Zavian Smith	89-92, 93-94	92
3) Kevin Morris	1998-2001	86
4) Lamont McIntosh	2000-04	82
5) Chavelo Holmes	1981-84, 85-86	78
6) Rodney Hamilton	1994-98	77
7) Nate Williams	2001-04	75
8) Shellord Pinkett	1994-98	72
9) Terrence Brandon	91-92, 93-96	70

FREE THROW PERCENTAGE

(min. 100 made)

Player (Made/Att)	Years	Pct.
1) Rodney Hamilton (352-420)	94-98	.838
2) Tom Mullins (204-250)	64-67	.816
3) Matt O'Brien (161-198)	89-91	.813
4) James Andrews (258-323)	85-86/87-89	.802
5) Thomas Terrell (190-240)	00-02	.790
6) Al Dickson (122-157)	68-70	.777
7) Quincy Gause (176-227)	97-99	.775
8) Tony Graham (161-208)	80-84	.774
9) Nate Williams (293-380)	01-04	.771
10) Rodney Tucker (136-178)	79-82	.764
11) Dewey Haley (157-206)	84-86	.762

GAMES PLAYED

Player	Years	Games
1) Lamont McIntosh	2000-04	118
2) Donnie Davis	1998-2002	115
3) Zavian Smith	89-92, 93-94	112
4) Herman Favors	02-06	111
5) Rodney Hamilton	1994-98	109
6) Terrence Brandon	91-92, 93-96	105
Travis Williams	1992-96	105
Chavelo Holmes	1981-84, 85-86	105
9) Keven Davis	1985-89	102
10) Tildon Wright	1993-97	101
11) Shellord Pinkett	1994-98	99
11) Chad Searcy	1996-2000	99
13) Joe Brus	1982-86	96

RODNEY HAMILTON, right, set the school records for most points, most assists, steals, and best free throw percentage. The 5-9 south-paw from Memphis played in 109 games.



ZAVIAN SMITH, left, ranks second in rebounds, games played, games started and blocked shots.

Georgia State Basketball Records

School CAREER Records

REBOUNDS

Player	Years	Rebs.
1) Terrence Brandon	91-92/93-95	750
2) Zavian Smith	89-92/93-94	714
3) Travis Williams	92-96	634
4) Mike Nalls	89-93	616
5) Chris Collier	89-91	586
6) Keven Davis	85-89	583
7) Nate Williams	01-04	540
8) Rodney Turner	86-87/88-89	527
9) Chavelo Holmes	81-84/85-86	505
10) Bob Pierson	74-76	483
10) Thomas Terrell	00-02	482



TERRENCE BRANDON used his 6-7 size to set the school record for rebounds during a 105-game career. The Jackson, Miss., native is second in scoring with 1,479 points.

THREE-POINTERS MADE

(100 or more made)		
Player	Years	Made
1) Shellord Pinkett	1994-98	240
2) Thomas Terrell	2000-02	177
3) Anton Reese	1998-00	165
4) Kevin Morris	1998-01	160
5) Kevin Thomas	2003-05	137
6) Herman Favors	2003-06	130
7) Lamont McIntosh	2000-04	128
8) Malcolm Manier	2004-06	111
9) Phillip Luckydo	1990-92	107
10) Leroy Davis	2001-03	106
11) Mark Thompson	1988-92	100
11) Sam Wilder	1989-93	100

SHELLORD PINKETT fired away from the outside to make a school record 240 three-point baskets while scoring 1,176 points.



THREE-POINT PERCENTAGE

(min. 40 made)

Player	Years	Pct.
1) Marcus Brown	2003-05	.462
2) Anton Reese	1998-00	.400
3) Kevin Thomas	2003-04	.394
4) Thomas Terrell	2000-02	.391
5) Herman Favors	2002-05	.387
5) James Andrews	1987-89	.387
7) Shellord Pinkett	1994-98	.377
8) Leroy Davis	2001-03	.369
9) Herman Favors	2002-06	.364
10) Malcolm Manier	2004-06	.363
11) Lamont McIntosh	2000-04	.362
12) Lanard Copeland	1985-89	.355
12) Daniel Towns	2002-04	.355

STEALS

1) Rodney Hamilton	94-98	212
2) Kevin Morris	98-01	202

FREE THROWS MADE

1) Phillip Luckydo	90-92	361
2) Rodney Hamilton	94-98	352
3) Travis Williams	92-96	340
4) Terrence Brandon	91-96	324
5) Nate Williams	01-04	293
6) Zavian Smith	89-94	292
7) James Andrews	85-86/87-89	259
8) Chris Collier	89-91	251

BLOCKS

1) Zavian Smith	89-92, 93-94	128
2) Nate Williams	2001-04	113
3) Sylvester Morgan	2003-05	84

(Deven Dickerson enters year with 54)

DOUBLE-DOUBLE GAMES

1) Chris Collier	1989-91	29
1) Quincy Gause	1997-99	29
3) Terrence Brandon	1991-96	25

Georgia State Basketball Records

BIGGEST WINNING MARGIN

24 Wins of 25 or more points			
1)	45	109-64	Piedmont 12-20-86
2)	43	88-45	Savannah State 11/20/00
	43	119-76	Piedmont 11-30-91
4)	39	96-57	Florida Atlantic 3/01/01
5)	38	98-60	Kennesaw State 12-16-86
6)	37	98-61	Mercer 1-26-91
	37	118-81	Morris Brown 12-3-88
8)	36	107-71	Tennessee State 1-13-02
9)	35	92-57	Florida Atlantic 1-22-94
10)	33	73-40	Jacksonville State 2-11-99
11)	32	104-72	Miles 1975-76
11)	32	105-72	West Florida 12-31-03
13)	31	105-74	Piedmont 1-9-89
13)	31	93-62	at Stetson 1-24-04
15)	30	74-44	Mercer 1-20-99
	30	98-68	Georgia College 12-20-86
17)	29	93-64	Augusta State 12-10-97
18)	28	Five Times (last 92-64. Gardner-Webb) 1-11-04	

FEWEST POINTS ALLOWED

1)	40	Jacksonville State (GSU 73) 2-11-99	
2)	44	Mercer (76) 11-23-02	
	44	Mercer (74) 2-20-99	
4)	45	Millsaps (57) 1983-84	
	45	Savannah State (88) 11-20-00	
6)	46	at Utah (pre NIT - 38) 11-17-03	
7)	47	Stetson (A-Sun tourney - 55) 3-4-04	
8)	48	Samford (60) 1/28/02	
9)	49	Wisconsin (NCAA's - 50) 3-15-01	
	49	at Georgia Southern (68) 12-21-96	
	49	University of the South (56) 1970-71	
	49	at Alabama State (66) 12-30-65	
13)	50	Tennessee (52) 1983-84	
	50	Charleston (60) 2-6-93	
	50	at Mercer (55) 2-25-91	
	50	Jacksonville (52) 1980-81	

MOST ROAD WINS, Season

13	(12 regular, one tournament)	2000-2001
10	(8 regular, two tournament)	2001-2002
9	(8 regular, one tournament)	1999-2000
9	(8 regular, one tournament)	2003-04
7	(6 regular, one tournament)	1998-99
7	(4 regular, three tournament)	1990-91
6	(6 regular)	2002-03
6	(6 regular)	1992-93
6	(4 regular, two tournament)	1991-92

BEST STARTS TO SEASON

7-0 and 11-1	2000-01
7-0 and 8-2	1975-76
6-3	2003-04
6-4	2001-02
5-5	1990-91
5-5	1991-92
5-5	1988-89

MOST WINS

29	2000-2001 (lost 5)
20	2003-04 (lost 9)
20	2001-2001 (lost 11)
17	1999-2000 (lost 12)
17	1998-1999 (lost 13)
16	1997-1998 (lost 12)
16	1991-1992 (lost 14)
16	1990-1991 (lost 15)

MOST CONF. WINS

16	2000-2001 (lost 2)
14	2001-2002 (lost 6)
14	2003-2004 (lost 6)
13	1999-2000 (lost 5)
11	1998-1999 (lost 5)
11	1997-1998 (lost 5)
11	2004-05 (lost 9)

WINNING STREAKS

8	2-15-01 to 3-15-01 (four reg., three Conf. tourney, one NCAA) - Coach "Lefty" Driesell
7	1-5-04 to 1-24-04 (seven regular season) - Perry
7	2-12-04 to 3-4-04 (six regular-one tourney) - Perry
7	11-17-00 to 12-6-00 (first seven reg. season) - Driesell
7	2-7-00 to 3-2-00 (six regular, one tourney) - Driesell
7	11-28-75 to 12-30-75 (first seven of year) - Coach Jack Waters
6	2-8-02 to 3-1-02 - Driesell (last four reg-first two tourney)
6	1-23-01 to 2-10-01 - Driesell (all regular)
5	Three Times (1999, 2002, 1993)

WINNING "STRETCHES"

Won 14 of 15 games	1-23-01 to 3-15-01- reg. season, tournaments
Won 11 of 12 games	1-23-02 to 3-1-02 - reg. season, tournament
Won 11 of 12 games	11-17-00 to 1-2-01 - first 12 games
Won 9 of 10 games	1-31-00 to 3-2-00 - final 9 regular, one tourn.
Won 14 of 18 games	1-5-04 to 3-4-04 - 17 regular, one tourn.
Won 13 of 16 games	1-16-00 to 3-2-00 - reg season, tournament
Won 12 of 14 games	1-5-98 to 2-17-98
Won 8 of 9 games	1-7-99 to 1-30-99
Won 10 of 13 games	1-7-99 to 2-13-99
Won 12 of 16 games	1-7-99 to 2-26-99
Won 8 of 10 games	First 10 games of 1975
Won 7 of 8 games	Final eight games of 2004

LONGEST HOME WIN STREAKS

25	Streak from last 3 of 1999-2000, all of 2001-02, thru first six of 2001-02 (third longest in nation when ended)
8	Last 8 games of '97-98
	1-5-98 to 2-14-98
7	12-6-03 to 1-16-04
6	1975-76
6	1985-86
5	12-22-98 to 1-14-99 and 1974-75 (first five games)

LONGEST ROAD WIN STREAK

8	(7 regular, one tournament) 1999-2000
	Began 1-16 at FAU, then won at Troy State, at Samford, at Mercer, at Campbell, at Stetson, at Jacksonville, and then won the first tournament game (Florida Atlantic) in Jacksonville
5	(all regular season, Jan. 13-Feb. 7) 2004-05
5	(all regular - last five reg. of season) 2001-02
5	(final four regular - one tourney) 2003-04
4	(final regular season and all three tournament games in DeLand) 1990-91
4	(12-21-00 thru 1-2-01) 2000-01

CONSECUTIVE WINNING SEASONS

5	1997-98, 1998-99, 1999-00, 2000-01, 2001-02)
2	1990-91, 1991-92 (16-15 and 16-14)

*Current streak includes 14 consecutive seasons of 10 or more wins

Georgia State Basketball Records

YEAR-BY-YEAR LEADERS

SEASON	TOTAL POINTS	SCORING AVERAGE	TOTAL REBOUNDS	REBOUND AVERAGE
1963-64	Virlyn Gaynes-349	Virlyn Gaynes-15.6	Virlyn Gaynes-179	Virlyn Gaynes-8.1
1964-65	Don Cool-271	Virlyn Gaynes-13.3	Virlyn Gaynes-113	Virlyn Gaynes-9.6
1965-66	Tom Mullins-215	Tom Mullins-10.8	Tom Mullins-146	Tom Mullins-7.1
1966-67	Jim Jacobs-396	Jim Jacobs-11.2	Tom Mullins-119	Tom Mullins-8.5
1967-68	Jim Jacobs-344	Jim Jacobs-18.1	Bogden Wolfe-171	Bogden Wolfe-9.5
1968-69	Ken Brewer-361	Ken Brewer-18.1	Walt Seeger-119	Walt Seeger-5.9
1969-70	Ken Brewer-376	Ken Brewer-19.8	Tom Pritchard-169	Tom Pritchard-9.0
1970-71	Ron Ricketts-443	RON RICKETTS-21.1	Ron Ricketts-246	Ron Ricketts-11.1
1971-72	Jackie Poag-428	Jackie Poag-19.5	Ron Ricketts-193	RON RICKETTS-14.8
1972-73	Walker Atrice-326	Walker Atrice-13.0	Neil Purvis-288	Neil Purvis-11.5
1973-74	Walker Atrice-374	Jackie Poag-14.4	Walker Atrice-208	Walker Atrice-8.0
1974-75	Jim Atkinson-431	Jim Atkinson-16.6	Eddie Young-233	Eddie Young-8.9
1975-76	Bob Pierson-441	Bob Pierson-19.2	Bob Pierson-265	Bob Pierson-11.5
1976-77	George Pendleton-56	George Pendleton-20.1	Charles Boles-186	Charles Boles-6.6
1977-78	Jerome Scott-341	Jerome Scott-14.8	Dan Fencher-165	Dan Fencher-6.3
1978-79	Chris Falker-306	Mark Gulmire-11.9	Dan Fencher-147	Dan Fencher-5.4
1979-80	Don Ross-364	Rondy Tucker-15.8	Rondy Tucker-189	Rondy Tucker-9.5
1980-81	Archie Booker-281	Don Ross-13.0	Archie Booker-171	Rondy Tucker-6.8
1981-82	Frank Bennett-275	Rondy Tucker-12.1	Joe Brown-166	Rondy Tucker-6.9
1982-83	Chavelo Holmes-495	Chavelo Holmes-18.3	Joe Brown-226	Joe Brown-8.1
1983-84	Chavelo Holmes-393	Chavelo Holmes-13.1	Reggie Chennault-119	Reggie Chennault-6.4
1984-85	Chris Jackson-433	Chris Jackson-15.5	Paul Norris-147	Paul Norris-5.3
1985-86	Dewey Haley-388	Dewey Haley-13.9	Ricky Coulter-203	Ricky Coulter-7.5
1986-87	Elfrem Jackson-412	Harlen Graham-19.7	Rodney Turner-249	Rodney Turner-8.9
1987-88	James Andrews-424	James Andrews-15.1	Willie Brown-185	Willie Brown-6.6
1988-89	James Andrews-526	James Andrews-18.8	Rodney Turner-278	Rodney Turner-9.9
1989-90	Matt O'Brien-515	Matt O'Brien-18.4	Chris Collier-258	Chris Collier-9.9
1990-91	Phillip Luckydo-625	Phillip Luckydo-20.2	CHRIS COLLIER-328	Chris Collier-10.6
1991-92	Phillip Luckydo-629	Phillip Luckydo-21.0	Zavian Smith-235	Zavian Smith-7.8
1992-93	Mike Nalls-469	Mike Nalls-17.4	Mike Nalls-236	Mike Nalls-8.7
1993-94	Zavian Smith-405	Zavian Smith-15.6	Zavian Smith-225	Zavian Smith-8.7
1994-95	Terrence Brandon-485	Terrence Brandon-18.7	Terrence Brandon-234	Terrence Brandon-9.0
1995-96	Terrence Brandon-499	Terrence Brandon-20.8	Terrence Brandon-249	Terrence Brandon-10.4
1996-97	Rodney Hamilton-485	Rodney Hamilton-18.0	Tildon Wright-192	Tildon Wright-7.1
1997-98	Rodney Hamilton-449	Rodney Hamilton-16.0	Quincy Gause-212	Quincy Gause-7.6
1998-99	Anton Reese-493	Kevin Morris-16.6	Quincy Gause-203	Quincy Gause-8.8
1999-00	Anton Reese-475	Shernard Long-16.9	Jarrold Hill-169	Jarrold Hill-6.0
2000-01	Shernard Long - 593	Shernard Long - 18.0	Thomas Terrell-255	Thomas Terrell-7.5
2001-02	TH.TERRELL-635	Thomas Terrell - 20.5.	Thomas Terrell- 227	Thomas Terrell - 7.3
2002-03	Nate Williams-521	Nate Williams- 18.0	Nate Williams - 190	Trello Galloway - 6.8
2003-04	Nate Williams-323	Nate Williams - 14.7	Trello Galloway -175	Nate Williams - 6.9
2004-05	Marcus Brown-431	Marcus Brown -14.9	Boyd Copeland-151	Boyd Copeland - 5.2
2005-06	Herman Favors-349	Herman Favors -12.5	Deven Dickerson-147	Deven Dickerson -5.1

Georgia State Basketball Records

TEAM SEASON RECORDS

MOST POINTS SCORED

2,701 in 34 games - 2000-01
2,526 in 30 games- 1991-92
2,452 in 31 games- 1990-91
2,388 in 31 games - 2001-02
2,379 in 28 games- 1988-89
2,281 in 28 games- 1986-87
2,234 in 28 games- 1987-88
2,199 in 30 games- 1998-99
2,169 in 29 games- 2003-04
2,145 in 29 games- 2002-03
2,098 in 28 games- 1989-90
2,096 in 28 games- 1985-86
2,096 in 28 games- 1997-98

POINTS PER GAME AVG.

84.96 in 28 games-1988-89
84.20 in 30 games-1991-92
81.46 in 28 games-1986-87
80.83 in 24 games-1971-72
79.79 in 28 games-1987-88
79.44 in 34 games - 2000-01
79.10 in 31 games-1990-91
77.00 in 31 games - 2001-02
76.30 in 27 games-1992-93
75.35 in 23 games-1975-76
74.93 in 28 games-1989-90
74.86 in 28 games-1997-98
74.86 in 28 games-1985-86

FIELD GOALS ATTEMPTED

2,068 in 34 games - 2000-01
1,975 in 31 games- 1991-92
1,916 in 31 games- 1990-91

FIELD GOALS MADE

929 in 34 games - 2000-01
881 in 31 games- 1991-92
848 in 31 games - 2001-02
846 in 31 games- 1990-91

FIELD GOAL PERCENTAGE

.500 (803-1607) in 28 games-1982-83

THREE POINT SHOTS ATT.

780 in 34 games - 2000-01
700 in 29 games - 2004-05
603 in 31 games - 2001-02
593 in 29 games- 2003-04
542 in 29 games - 2005-06
535 in 29 games - 2002-03
506 in 29 games -1999-00
490 in 30 games- 1998-99

THREE POINT SHOTS MADE

276 in 34 games - 2000-01
257 in 29 games - 2004-05
219 in 31 games - 2001-02
212 in 29 games- 2003-04
189 in 29 games - 2005-06
188 in 29 games- 1999-00
181 in 29 games - 2002-03
170 in 28 games- 1997-98

THREE POINT PERCENTAGE

.372 (188 of 506) in 29 games-1999-00
.369 (170 of 461) in 28 games- 1997-98
.367 (257 of 700) in 29 games - 2004-05
.363 (219-603) in 31 games - 2001-02

FREE THROWS ATTEMPTED

1021 in 30 games - 1990-91
873 in 30 games - 1991-92
808 in 34 games - 2000-01

FREE THROWS MADE

653 in 30 games- 1990-91
601 in 30 games- 1991-92
567 in 34 games - 2000-01

FREE THROW PERCENTAGE

.754 (408-541) in 22 games- 1967-68
.735 (382-520) in 28 games- 1997-98
.727 (405-557) in 29 games- 2003-04
.718 (473-659) in 31 games- 2001-02
.708 (482-681) in 30 games- 1998-99
.703 (398-566) in 29 games- 2002-03
.702 (567-808) in 34 games - 2000-01

TOTAL REBOUNDS

1,276 in 31 games- 1990-91
1,273 in 28 games- 1986-87
1,213 in 30 games- 1991-92

OFFENSIVE REBOUNDS

451 in 28 games- 1986-87
441 in 34 games - 2000-01
435 in 31 games- 1990-91

DEFENSIVE REBOUNDS

751 in 31 games - 2001-02
730 in 34 games - 2000-01
721 in 31 games- 1990-91

ASSISTS

463 in 29 games- 2003-04
449 in 34 games - 2000-01
435 in 31 games - 2001-02
433 in 28 games- 1982-83
430 in 31 games- 1990-91
429 in 30 games- 1991-92

STEALS

351 in 34 games - 2000-01
297 in 30 games- 1991-92
258 in 31 games- 1990-91
253 in 29 games- 1999-00

BLOCKS


143 in 29 games - 2002-03
139 in 29 games - 2004-05
129 in 34 games - 2000-01
128 in 31 games - 2001-02
125 in 29 games- 1999-00
121 in 30 games- 1998-99
110 in 28 games- 1997-98
106 in 29 games- 2005-06
104 in 29 games- 2003-04



This 2000-2001 team set the school record for most wins and most points in a single season. On defense, they also made the most steals and blocks.

Georgia State Basketball Records

School SEASON Records



THOMAS TERRELL scored the most points in a single season with 635 in the 20-win NIT season after having 558 in the 29-win NCAA Final 32 season.

CHRIS COLLIER pulled down a school record 328 rebounds in the school's first NCAA postseason in 1990-91 and also has the fifth most in a season with 258 in 1989-90.



TOTAL POINTS

Player	Season	Points
1) Thomas Terrell	01-02	635
2) Phillip Luckydo	91-92	629
3) Phillip Luckydo	90-91	625
4) Shernard Long	00-01	593
5) Chris Collier	90-91	565
6) George Pendleton	76-77	562
7) Thomas Terrell	00-01	558
8) James Andrews	88-89	526
9) Nate Williams	02-03	521
10) Matt O'Brien	89-90	515

SCORING AVERAGE

Player	Season	Games	Avg.
1) Ron Ricketts	70-71	21	21.1
2) Phillip Luckydo	91-92	30	21.0
3) Terrence Brandon	95-96	24	20.8
4) Thomas Terrell	01-02	31	20.5
5) Phillip Luckydo	90-91	31	20.2
6) George Pendleton	76-77	28	20.1
7) Ken Brewer	69-70	19	19.8
8) Harlan Graham	86-87	12	19.7
9) Jackie Poag	71-72	22	19.5
10) Bob Pierson	75-76	23	19.2

ASSISTS

Player	Season	Assists
1) Ernie Ervin	1982-83	222
2) Dewey Haley	1985-86	174
3) Rodney Hamilton	1997-98	171
4) Melvin Howard	1986-87	148
5) Kevin Morris	1999-00	145
6) Kevin Morris	2000-01	144
7) Kevin Morris	1998-99	142
8) Lamont McIntosh	2001-02	128
9) Rodney Hamilton	1996-97	124
10) Rodney Hamilton	1995-96	121

TOTAL REBOUNDS

Player	Season	Rebs.
1) Chris Collier	90-91	328
2) Neil Purvis	72-73	288
3) Rodney Turner	88-89	278
4) Bob Pierson	75-76	265
5) Chris Collier	89-90	258
6) Thomas Terrell	00-01	255
7) Terrence Brandon	95-96	249
8) Rodney Turner	86-87	249
9) Ron Ricketts	70-71	246
10) Mike Nalls	92-93	236
11) Zavian Smith	91-92	235
12) Thomas Terrell	01-02	227

BLOCKS

Player	Season	Blocks
1) Sylvester Morgan	2004-05	81
2) Zavian Smith	1991-92	62
3) Deven Dickerson	2005-06	46
4) Trello Galloway	2002-03	45
5) Torquin Gresham	1997-98	43
6) Jarrod Hill	1999-00	43
7) Nate Williams	2002-03	41
8) Zavian Smith	1990-91	41
9) Chris Collier	1990-91	40
10) Terrence Evans	1996-97	38
11) Nate Williams	2001-02	37

Georgia State Basketball Records

School SEASON Records



THOMAS TERRELL, even at 6-7, could step outside and hit a trey. His 94 three-point baskets in 2001-02 followed his 83 made in his junior year of 2000-01.

DOUBLE-DOUBLES

Player	No.- Season
1) Chris Collier	18, '90-91
2) Terrence Brandon	13, '95-96
3) Quincy Gause	12, '98-99

THREE-POINTERS MADE

Player	Season	Threes
1) Thomas Terrell	2001-02	94
2) Shellord Pinkett	1997-98	91
3) Anton Reese	1998-99	86
4) Thomas Terrell	2000-01	83
5) Anton Reese	1999-00	79
6) Kevin Thomas	2004-05	74
7) Matt O'Brien	1989-90	68
8) Malcolm Manier	2005-06	67
9) Kevin Morris	2000-01	65
10) Marcus Brown	2004-05	63
10) Kevin Thomas	2003-04	63
12) Phillip Luckydo	1991-92	61
13) Leroy Davis	2002-03	60
14) Shellford Pinkett	1996-97	57
15) Shernard Long	2000-01	55

THREE-POINT FIELD GOAL PCT.

Player	Season	Pct.
1) Marcus Brown	2004-05	.467
2) Shellord Pinkett	1997-98	.442
3) Anton Reese	1999-00	.434
4) Herman Favors	2003-04	.424
5) Mark Stribling	1992-93	.408
6) Lanard Copeland	1987-88	.396
7) Kevin Thomas	2003-04	.394
8) Lamont McIntosh	2000-01	.393
9) Thomas Terrell	2000-01	.392
10) Thomas Terrell	2001-02	.390
11) James Andrews	1987-88	.389
12) Matt O'Brien	1989-90	.386
13) James Andrews	1988-89	.385
13) Malcolm Manier	2005-06	.385
15) Lamont McIntosh	2002-03	.383
15) D. J. Wooten	1999-00	.383

FREETHROW PERCENTAGE

(MIN. 50 MADE)		
Player (Made/Att.)	Season	Pct.
1) Matt O'Brien (113-129)	89-90	.876
2) Rodney Hamilton (96-110)	97-98	.873
3) Nate Williams (82-95)	03-04	.863
4) James Andrews (79-92)	87-88	.859
5) Rodney Hamilton (117-137)	96-97	.854
6) Tom Mullins (118-139)	66-67	.849
7) Rankin Thomas (57-68)	69-70	.838
8) Al Dickson (54-65)	68-69	.831
9) Tony Graham (73-88)	82-83	.830
10) James Andrews (109-132)	88-89	.826
11) Quincy Gause (84-102)	98-99	.824
Virlyn Gaynes (56-68)	64-65	.824


STEALS

Player	Season	Assists
1) Kevin Morris	2000-01	84
2) Shernard Long	2000-01	83
3) Shernard Long	1999-00	63
4) Kevin Morris	1999-00	62
5) Rodney Hamilton	1996-97	60
6) Mark Stribling	1992-93	59
7) Dewey Haley	1984-85	59
8) Chris Collier	1990-91	56
8) Kevin Morris	1998-99	56
10) Chris Collier	1990-91	54



MARCUS BROWN set the school record by hitting 46.7 percent from three-point range.

KEVIN MORRIS holds the school season record with his 84 steals in 2000-01 and is in the top 10 for his 62 steals and 56 steals in previous seasons.



Georgia State Basketball Records

School GAME Records

Points	122	vs. Fort Valley State, 11/25/89
Points, Half	73	vs. Texas-Arlington, 12/15/90 (2nd half)
	70	vs. Piedmont, 11/30/91 (1st half)
	69	@ Centenary, 1/30/93 (2nd)
	66	vs. Georgia Southern, 2/14/76 (1st)
	65	vs. Norfolk State, 2/10/98 (2nd)
	63	vs. Fort Valley State, 11/25/89 (1st)
	61	vs. Clark Atlanta, 11/26/91 (2nd)
	61	vs. Piedmont, 1/9/89 (1st)
	60	vs. Morris Brown, 12/3/88 (2nd)
Field Goals	49	vs. Georgia Southern, 2/14/76 (97 att)
	47	@ Cal-Irvine, 11/25/88 (88 att)
	44	vs. Morris Brown, 12/3/88 (67 att)
	43	vs. Ft. Valley, 11/25/85 (79 att)
	43	vs. Piedmont, 12/30/86 (75 att)
Field Goals Att.	97	vs. Georgia Southern, 2/14/76 (49)
	96	@ Centenary, 1/21/89 (39)
	88	@ Cal-Irvine, 11/25/88 (47)
	86	@ Clemson, 1/15/90 (25)
	83	@ Mercer, 12/17/88 (340)
Field-Goal Pct.	.745	vs. Baptist, 2/18/84 (38 of 51)
	.680	@Florida Southern, 2/19/81 (34-50)
	.672	vs. Morris Brown, 11/29/93 (39 of 58)
	.662	vs. Shippensburg, 1/5/80 (45-68)
	.667	vs. Piedmont, 1/9/89 (40 of 60)
	.657	vs. Morris Brown, 12/3/88 (44 of 67)
	.644	@ Cal-Irvine, 11/25/88 (47 of 73)
	.622	Louisiana-Lafayette, 11/29/04 (23 of 37)
	.622	vs. Samford, 3/3/00 (28 of 45)
	.622	vs. Belmont, 3-6-03 (28-45) Tourney
	.604	@ Troy State, 2/16/02 (32 of 53)
	.600	vs. Huntington (Ind), 12/4/84 (30 of 50)
	.600	vs. UTSA, 3/6/91 (33 of 55)
	.600	at Furman, 1-2-03 (30 of 50)
	.600	@ Grambling, 12/22/95 (27 of 45)
	.600	Gardner-Webb, 1/11/04 (36 of 60)
3-Point FG Att.	41	vs. Troy, 1/26/05 (made 14)
	40	vs. Troy State, 3/03/01 (made 16)
	38	vs. Troy State, 1/29/01 (made 13)
	36	vs. West Florida, 12/31/03 (made 21)
	33	@ Miami, 12/12/97 (made 6)
	33	@ Belmont, 12/1/01 (made 10)
	33	Jacksonville, 2/25/05 (made 9)
	33	@ Texas Tech, 12/29/04 (made 10)
	31	@ Troy, 1/13/05 (made 16)
	31	Towson, 2/23/06 (made 8)
	31	@ UNC Wilmington, 2/25/06 (made 10)
	30	@ Georgia Tech, 1/10/89 (made 11)
	30	vs. Troy State, 3-7-03 (made 8) Tourney
	30	vs. Mercer, 1/23/05 (made 11)
3-Point Pct.	.727	@UALR, 1/19/87 (8 of 11)
	.692	vs. Bradley, 12/4/99 (9 of 13)
	.684	vs. Lipscomb, 2/13/05 (13 of 19)
	.647	vs. Florida Atlantic, 1/16/00 (11 of 17)
	.632	vs. VCU, 12/22/98 (12 of 19)
	.632	vs. Troy State, 2/14/98 (12 of 19)

3-Point FG Made	21	vs. West Florida, 12/31/03 (9th best NCAA)
	16	vs. Troy State, 3/03/01
	16	@ Troy, 1/13/05
	15	vs. Mercer, 12/6/01
	14	vs. Campbell, 1/8/04
	14	@ Troy State, 2/16/02
	14	vs. Troy, 1/26/05
	13	vs. Lipscomb, 2/13/05
	13	vs. Gardner-Webb, 1/11/04
	13	vs. Troy State, 1/20/01
	13	vs. Troy State, 1/20/01
	12	@ Kentucky, 11/26/04
	12	vs. Virginia Commonwealth, 12/22/98
	12	@ Florida Atlantic, 1/2/99
	12	vs. Troy State, 2/14/98
	12	@ Centenary, 1/30/93

Rebounds	63	vs. Baptist, 1/8/72
	63	vs. Piedmont, 1/9/89
	60	vs. Clark, 11/26/76
	60	vs. Piedmont, 12/30/86
	59	vs. Centenary, 1/16/88
	59	vs. Morris Brown, 12/6/86
	57	Four times, last in 1989

100-POINT GAMES

Have **23-4** record when scoring **100 points**
Have **9-0** record when topping **108**

1)	122	Ft. Valley State (106)	11-25-89
2)	119	Piedmont (76)	11-30-91
3)	118	Morris Brown (81)	12-3-88
4)	109	at Cal-Irvine (84)	11-25-88
	109	Piedmont (64)	12-30-86
6)	108	Clark-Atlanta (97)	10-26-91
	108	Faulkner (OT) (101)	11-26-91
	108	Hardin-Simmons (80)	1-30-88
	108	Florida Tech (92)	2-15-69
10)	107	vs. Tennessee State (71)	1-13-03
	107	at Centenary(111)	1-30-93
	107	Georgia Southern (88)	2-14-76
13)	105	New Orleans (103)	1971-72
	105	Piedmont (74)	1-9-89
	105	Norfolk State (86)	2-10-98
	105	West Florida (73)	12/31/03
17)	104	Armstrong State (105)	1966-67
	104	Texas-Arlington (113)	12-15-90
	104	UT-Chattanooga (108)	1971-72
	104	Miles (72)	1975-76
	104	Centenary (OT) (91)	1-16-88
22)	103	Grambling (76)	12-17-94
	103	Valdosta State (99)	12-16-85
	103	Morehouse (76)	1978-79
25)	102	Charleston (78)	1969-70
	102	at Troy State (88)	2-16-02
27)	100	at Stetson (89)	2-13-93

Georgia State Basketball Records

School GAME Records

Free Throws Att.	57	@ College of Charleston, 2/1/70	Most Turnovers	38	@ Ball State, 12/21/84
	55	vs. Clark-Atlanta, 1/19/93		35	@ Oklahoma, 12/19/87
	53	vs. Winthrop, 12/20/95		35	@ Texas-Arlington, 12/7/91
	49	vs. Tenn-Martin, 12/13/93		32	vs. Arkansas (NCAA), 3/15/91
	47	@ Centenary, 2/2/91		32	@ Georgia, 12/15/84
	47	@ Centenary, 2/1/97	Most, Double	7	vs. Piedmont, 1/9/89
	46	vs. FIU, 12/3/90	Figure Scorers,	7	(16-16-14-11-11-11-10)
	45	vs. Tennessee State, 1-13-03	Game	7	vs. Faulkner, 2/4/92
	44	@ LSU, 12/28/94		7	(27-14-13-12-10-10-10)
	44	vs. Samford, 1/25/92		7	vs. Tennessee State, 1-13-03
	44	@ Georgia Southern, 2/14/91		6	(24, 18, 12, 12, 11, 11, 10)
	44	@ Saint Joseph's (Charlotte), 12/21/01			Nine Times (last vs. G-Webb, 1-11-04)
	44	@ Florida Atlantic, 1/5/04			
Free-Throw Pct.	1.000	18 for 18 @ Stetson, 1-31-03	Assists	26	vs. Faulkner 2/4/92
	1.000	16 for 16 @ Mercer, 2/3/79		26	@ Texas Christian, 12/22/79
	1.000	10 for 10 vs. FAU, 2/3/00		26	@ Hardin-Simmons, 2/8/90
	1.000	10 for 10 vs. UNCC, 12/9/87		25	vs. Gardner-Webb, 1/11/04
	.947	18 for 19 vs. Loyola-Chic.11/19/97		25	@ Centenary, 2/14/87
	.938	15 for 16 vs. FAU, 2/8/02		24	vs. Stetson, 1/10/02
	.913	21 for 23 @ Samford, 2/19/98		24	vs. Florida Atlantic, 3/2/00 (TAAC)
	.909	10 for 11 vs. Samford, 2/13/99		24	vs. Birmingham Southern, 11/30/73
	.905	19 for 21 vs. Troy State, 2/14/95		24	vs. Hardin-Simmons, 1/30/88
	.900	18 for 20 @ Charl. Southern, 12-28-02		24	vs. Piedmont, 11/30/91
	.889	24 for 27 @ Stetson, 1-24-04		24	vs. Ft. Valley State, 11/25/89
	.885	23 for 26 vs. Stetson, 2/3/88		24	vs. Florida International, 1/8/98
	.882	30 for 34 vs. CS North., 12/23/00		24	vs. Norfolk State, 2/10/98
	.882	15 for 17 vs. UALR, 12/8/84		24	vs. Florida Atlantic, 2/24/00
	.882	15 for 17 @ Memphis, 12/5/95		24	vs. Florida International, 1/1/96
	.882	15 for 17 @ Stetson, 2/17/00		24	@ Campbell, 2/14/04
	.882	15 for 17 @ Samford, 1/25/00	Blocked Shots	12	vs. Troy State, 1/29/00
	.880	22 for 25 vs. Jacks. State, 1/26/02		11	vs. Belmont, 3-6-03 (Tourney)
Free Throws	37	@ College of Charleston, 2/1/70		11	vs. Morris Brown, 12/06/00
	37	vs. Clark-Atlanta, 1/19/93		11	@ Belmont, 2/28/04
	36	vs. Samford, 1/25/92		10	vs. Stetson, 1/30/99
	35	@ Centenary, 2/1/97		10	vs. Piedmont, 1/9/89
	35	vs. Centenary, 2/12/94		10	vs. FAU, 2/8/02
	34	@ Florida Atlantic, 1/5/04		10	vs. Stetson, 1/10/02
	34	vs. Tennessee State, 1-13-03		10	at Stetson, 1/24/04
	33	vs. Centenary, 1/16/88	Most Fouls	36	@ UA-LR (OT), 1/19/87
	33	vs. Tennessee-Martin, 12/13/93	Committed	35	@ Samford, 2/25/95
	31	vs. Florida International, 1/14/93		34	@ Mercer, 1/31/90
	31	@ Saint Joseph's, (Char.), 12/21/01		33	@ Florida Atlantic, 1/2/99
	30	@ Centenary, 2/2/91		33	@ Houston-Baptist, 2/12/87
	30	@ Georgia Southern, 2/14/91		33	@ UALR, 2/25/89
	30	vs. SLU, 2/10/94		32	vs. Samford, 1/21/95
	30	@ CS Northridge (HI), 12/23/00		32	@ Clemson, 1/15/90
	30	vs. FAU, 1/11/01	Most Fouls,	63	vs. Winthrop, 12/30/95
Steals	21	vs. Northern Arizona, 12/22/90	Both Teams	61	vs. Winthrop 37, Panthers 26
	19	vs. Piedmont, 11/30/91			vs. Texas-Arlington, 12/15/90
	18	@ Mercer, 1/27/01			vs. UTA 31, Panthers 30
	18	vs. Florida Atlantic, 2/24/00	Most Players, State	4	CAA Tourney, vs. GMU, 3/4/06
	17	vs. Campbell, 1/14/99	Fouling Out	4	@ Florida Atlantic, 1/2/99
	17	vs. Centenary, 2/2/85		4	vs. Samford, 1/21/95
	17	vs. Armstrong State, 11/25/85		4	@ Clemson, 1/15/90
	17	vs. Stephen F. Austin, 1/5/91		4	@ Mercer, 1-8-03

Georgia State Basketball Records

Individual GAME Records

MOST POINTS, GAME

(22 HAVE SCORED 35 OR MORE POINTS)

Player	Pts	Opponent	Date
Chris Collier	49	vs. Butler	1/2/91
Thomas Terrell	42	@ Jacksonville	1/08/01
George Pendleton	42	vs. Jacksonville	1/2/71
Bob Pierson	41	vs. Georgia Southern	2/14/76
Jackie Poag	41	vs. Tenn.-Chattanooga	1/6/72
Terrence Brandon	39	vs. Southeastern LA	2/10/94
Anton Reese	38	@ Kansas State	11/29/98
Matt O'Brien	38	vs. Stetson	1/25/90
Chavelo Holmes	38	vs. Florida A&M	2/27/84
Jerome Scott	38	vs. South Florida	2/16/78
Kevin Morris	37	vs. VCU	12/22/98
Jim Jacobs	37	@ Armstrong State	12/9/66
Thomas Terrell	36	vs. FAU	2/8/02
Thomas Terrell	36	@ Saint Joseph's (Charl.)	12/21/01
Charles Holmes	36	vs. Baptist	1/29/83
Jackie Poag	36	vs. West Georgia	2/26/72
Ron Ricketts	36	@ Southwest Memphis	1/20/71
Anton Reese	35	@ Stetson	2/7/00
Darryl Gresham	35	Clemson	11/28/86
Ken Brewer	35	Florida Inst. of Tech.	2/15/69
Ken Brewer	35	College of Charleston	12.8/69
Jim Jacobs	35	Birmingham Southern	1/21/68

MOST FG Made

19	Chris Collier vs. Butler	1/2/91
19	Bob Pierson vs. Georgia Southern	12/14/76
19	Jackie Poag vs. Tenn.-Chattanooga	1/6/72
18	George Pendleton vs. Jacksonville	1/4/77
15	Thomas Terrell @ Jacksonville	1/08/01
15	Chris Jackson at Samford	2/16/85
15	Matt O'Brien vs. Stetson	1/25/90
15	Terrence Brandon vs SLU	2/10/94
15	Mike Nalls @ Southern	12/30/92
13	Nine Times (last Kevin Morris, VCU)	2/22/98

MOST FG Attempts

29	Jackie Poag vs. Tenn.-Chattanooga. (made 19)	1/6/72
27	Chris Collier vs. Butler (made 19)	1/2/91
27	Phillip Luckydo @Central Florida	12/21/91
26	Anton Reese at Kansas State (made 14)	11/29/98
25	Rodney Hamilton at SE Louisiana (made 11)	1/30/97
25	Lanard Copeland @Georgia Tech (made 8)	1/10/89
25	Terrence Brandon vs. Samford	2/24/96
24	Matt O'Brien vs. Berry (made 7)	12/5/89
23	Thomas Terrell @UCF (made 10)	1/7/02
23	Marcus Brown @Mercer (made 8)	1/28/05

BEST FG Percentage (10 or more shots)

.923	Bob Pierson vs. South Alabama (12-13)	2/26/76
.900	Lanard Copeland vs. Texas-San Ant. (9-10)	1/22/87
.833	Kevin Morris vs. FAU (10-12)	2/24/00
.818	Lanard Copeland vs. Morris Brown (9-11)	12/3/88
.813	Terrence Evans @ Troy State (13-16)	12/14/96
.812	Kevin Morris vs. VCU (13-16)	12/2/98
.800	Nate Williams @ Auburn (12-15)	12/22/03
.800	Chris Collier @ Stetson (12-15)	2/24/90
.800	Quincy Gause vs. NC A & T (8-10)	12/28/98
.800	Quincy Gause vs. Augusta State (8 -10)	12/10/97
.800	Trello Galloway vs. South Alabama (8-10)	12/12/03
.789	Chris Jackson @ Samford (15-19)	2/16/85



CHRIS COLLIER set a school and a conference record when he poured in 49 points in a 1991 game vs. Butler. His record night included 19-of-27 field goals made and 11-of-19 free throws made. That double-double included 12 rebounds.

A PERFECT START TO A SEASON

RODNEY TURNER opened the 1988-89 season with a "100 percent perfect" night by going 8-8 from the field and 2-2 from the foul line. This is the only time a player scoring in double figures has never missed a shot in a game at State. Turner had a "double-double" that night with 18 points, 10 rebounds. In that win at California-Irvine, Leo Hunt also hit 8-8 FG (but just 3-5 FT) to mark the only game two players were perfect with more than 5 FG attempts in a game in Georgia State history. State won 109-84 over California-Irvine to conclude the "perfect night" and a 1-0 start. BAM CAMPBELL hit 8-8 FG at Campbell (1/23/02) with 3-5 FT and 13 rebounds.

Georgia State Basketball Records

Individual GAME Records

MOST Free Throw Attempts

22	Travis Williams vs. Fla International	1/14/93
22	Bo Wolfe vs. Rollins	12/15/67
21	Phillip Luckydo vs. Centenary	2/2/91
19	Chris Collier vs. Butler	1/2/91
18	Phillip Luckydo @ Georgia Southern	2/8/92
17	Phillip Luckydo @ Georgia Southern	2/22/90
17	Terrence Brandon vs. FAU	1/30/95
16	Four times (last, Rodney Hamilton @ Troy State)	2/20/97

MOST Free Throws Made

18	Ron Ricketts @ Southwestern Memphis	1/20/71
17	Travis Williams, Florida International	1/14/93
15	Matt Simpkins, Georgia Southern	11/27/78
15	Phillip Luckydo, Centenary	2/21/91
14	Phillip Luckydo, @Georgia Southern	2/8/92
14	Phillip Luckydo @Stetson	3/5/91
14	Rodney Hamilton @ Jacksonville State	2/20/97
13	Rodney Hamilton @Centenary	2/1/97

Center **NATE WILLIAMS** made 23 straight free throws in 2003-04 for the school record.




Most Consecutive FT Made

23	Nate Williams (vs. Troy State, Mercer, Stetson, Jacksonville, Stetson, Gardner-Webb)	1-13-04-2-12-04
21	Tony Graham (vs. Hampden-Sydney, Georgia College, Mercer, Florida A & M, Stetson, New Orleans, and Tulane)	11/27/82-12/20/82
18	Travis Williams (vs. Arkansas St, twice, Ga. Southern)	12/9-2/18/95
17	Lamont McIntosh (first six games of season)	11/17-12/06/01
16	Thomas Terrell (vs. Stetson, UCF, FAU)	2/4/02-2/8/02
16	Leroy Davis (vs. UCF, Jacksonville, Jacksonville St., Troy State)	1/7-02-2/16/02
16	Thomas Terrell (vs. Stetson, JU, FAU, UCF, Mercer)	1/6/01-1/18/01
15	Nate Williams(vs. Mercer, Camp., Miss. State, Saint Joseph's)	12/06-12/21/01
15	Willie Brown (vs. Ark-Little Rock, Mercer, Stetson)	1/30-2/11/88
15	Rodney Hamilton (vs. FIU, FAU, Central Florida)	1/11-1/20/96
15	Nate Williams (vs. Gardner-Webb, Campbell, FAU, UCF and Lipscomb)	2-14-04-2-26-04

Best FT Percentage (at least 9 made)

1.000	Darryl Cooper vs. FAU	(12 of 12)	1/11/01
1.000	Willie Brown vs. Mercer	(11 of 11)	2/6/88
1.000	Kevin Morris vs. CS Northridge	(10 of 10)	12/23/00
1.000	Travis Williams vs. Arkansas State	(10 of 10)	12/19/95
1.000	Terrence Brandon @ Memphis	(10 of 10)	12/5/95
1.000	Nate Williams @ Stetson	(10 of 10)	1/24/04
1.000	Anton Reese @Tulsa	(9 of 9)	11/24/99
1.000	Travis Williams vs Alabama State	(9 of 9)	1/2/93
1.000	Rodney Hamilton vs Florida Atlantic	(9 of 9)	1/13/96
1.000	Jackie Poag vs. New Orleans	(9 of 9)	1/21/72
1.000	Matt O'Brien vs Ft. Valley State	(9 of 9)	(9 of 9)
1.000	Herman Favors @FAU	(9 of 9)	11/25/89
.933	Phillip Luckydo vs Samford	(14 of 15)	1/25/92
.923	Rodney Hamilton @Mercer	(12 of 13)	1/28/94
.929	Nate Williams @ St. Joe's (Charl.)	(11 of 12)	12/21/01
.917	James Andrews vs. Centenary	(11 of 12)	1/16/88
.917	Terrence Brandon vs Central Fla.	(11 of 12)	1/16/95
.917	Travis Williams vs. SLU	(11 of 12)	2/10/94
.917	Quincy Gause @ Centenary	(11 of 12)	1/17/98
.917	Torquin Gresham vs. Southern	(11 of 12)	12/10/98
.917	Phillip Luckydo	(11 of 12)	1/10/91
.917	Daryl Gresham vs. Clemson	(11 of 12)	11/20/86
.909	Jevon Estes vs. Huntington (Ind)	(10 of 11)	12/4/84
.909	Shernard Long @ UGA	(10 of 11)	11/17/00
.909	Thomas Terrell @ St. Joe's (Charl.)	(10 of 11)	12/21/01

TRAVIS WILLIAMS, now the head basketball coach at Fort Valley State after serving as an assistant coach here at Georgia State, Williams holds the school record with 22 free throw attempts in a game. His streak of 18 straight made is third most in school history. He shares the game record of 100 percent with a 10-for-10 game in 1995.



Georgia State Basketball Records

Individual GAME Records

MOST 3-Point Goals

9	Thomas Terrell @ Jacksonville (12 att)	1/08/01
9	Anton Reese @ Kansas State (18)	11/29/98
9	Kevin Morris, VCU (11)	12/22/98
8	Thomas Terrell, FAU (10)	2/8/02
8	Thomas Terrell, @ Troy State (15)	2/16/02
7	Shellord Pinkett vs. Troy State	2/14/98
7	Anton Reese at FAU (14)	1/3/99
7	Anton Reese @Stetson	2/17/00
7	Anton Reese @Jacksonville State	2/3/00
6	Kevin Morris @ Campbell	2/19/99
6	Melvin Howard, Ark-Little Rock	1/19/87
6	Sam Wilder, Centenary	1/30/93
6	Shellord Pinkett vs Centenary	2/12/98
6	Shellord Pinkett vs. Detroit-Mercy	12/18/97
6	Thomas Terrell @ Saint Joseph's-Charlotte-(10)	12/21/01
6	Leroy Davis @UCF (9)	1/7/02
6	Kevin Thomas vs. Lipscomb (9)	2/13/05
6	Herman Favors @Troy (9)	1/13/05
6	Kevin Thomas @Troy (11)	1/13/05
6	Malcolm Manier vs. Troy (14)	1/26/05

MOST 3-Point Attempts

18	Anton Reese @ Kansas State (9)	11/29/98
15	Mark Thompson vs. Mt. St. Mary's (5)	12/28/91
15	Matt O'Brien vs. Berry (4)	12/5/89
15	Thomas Terrell @ Troy State (8)	2/16/02
14	Anton Reese @ FAU (7)	1/2/99
14	Anton Reese @ Central Florida (4)	1/4/99
14	Thomas Terrell @ Central Michigan (5)	11/24/01
14	Thomas Terrell @ Belmont (4)	12/1/01
14	Malcolm Manier vs. Troy (6)	1/26/05
13	Sam Wilder @Southeastern Louisiana	2/25/93
13	Leroy Davis vs. Troy State	3/07/03

MOST Assists

15	Howie Jarvis @ South Florida	2/19/79
14	Rodney Hamilton vs. Fla Int'l.	1/11/96
13	Eric Ervin vs. Armstrong	11/28/75
13	Dewey Haley vs East Tennessee St	12/21/85
13	Rodney Hamilton vs. Norfolk State	2/10/98
12	Kevin Morris vs. Mercer	2/20/99
12	Leo Hunt @ Oklahoma	12/19/87
12	Melvin Howard vs. Houston Baptist	2/12/87
12	Rodney Hamilton vs. Florida Int.	1/8/98
11	Herman Favors @ Auburn	12/22/03
11	Kevin Morris vs. Jacksonville State	2/3/00
11	Courtney Brooks vs. Memphis State	1/4/93
11	Steve Webster vs. Birmingham Southern	11/30/73
10	Nine times (Last, McIntosh vs. Mercer))	12/6/02

BEST 3-Point Percentage (10 or more att)

.818	Kevin Morris vs. VCU (9-11)	12/22/98
.750	Thomas Terrell @ Jacksonville	1/08/01
.700	Three Times (Anton Reese twice and Shellord Pinkett)	

MOST Points, Duo

68	Chris Collier- 49 + Phillip Luckydo- 19, vs. Butler	1/2/91
64	Kevin Morris-37 + Quincy Gause-27, vs. VCU	12/22/98
63	Thomas Terrell-36 + Nate Williams-27 @St. Joe's (C)	12/21/01
63	Matt O'Brien-32 + Chris Collier-31, vs. Ft. Valley	11/25/89
60	Tony Graham-34 + Darryl Gresham-26, vs. Drexel	11/29/86
59	Phillip Luckydo-31 + Coley Garret-28, @UCF	12/21/91
58	Shernard Long-30 + Thomas Terrell-28, @UGA	11/17/00
58	Anton Reese-36 + Shernard Long-26, vs. Jville St.	2/3/00
57	Matt O'Brien-33 + Thompson-24, @Hardin-Simmon	2/8/90
57	Thomas Terrell-30 + Shernard Long-27@UCF	2/22/01
55	Darryl Gresham-35 + Harlen Graham-20, vs. Clem.	11/28/86
55	Phillip Luckydo-34 + Coley Garrett-21, Texas-Arl.	12/5/90
55	Terrence Evans-29 + Shellord Pinkett-26, @Troy St.	12/14/96
55	Anton Reese-35 + Shernard Long-20, @Stetson	2/17/00

MOST Points, One Half

27	Chris Collier vs. Butler	1/2/91
27	George Pendleton vs. Jacksonville	1/4/77

MOST Minutes Played (Full 40 plus OT)

49	Nate Williams, Lamont McIntosh, Leroy Davis @ Belm.	1/20/03
47	Phillip Luckydo @UCF	12/21/91
45	Nate Williams vs. Alabama State	12/05/02
45	Thomas Terrell @ UCF	1/7/02
45	Thomas Terrell @ Jacksvonille	2/2/02
45	Shellord Pinkett @Centenary	2/1/97
45	Rodney Hamilton @Centenary	2/1/97
44	Herman Favors @CAA Tourney vs. GMU	3/4/06
44	Zavian Smith @Mercer	12/19/91
44	Nate Wiilliams vs. Jacksonville State	2/21/03
43	Tildon Wright vs. Samford	1/23/97
43	Brad Boykin @Mercer	12/21/91
42	Leroy Davis vs. Alabama State	12/05/-02
42	Chris Collier vs. Stephen F. Austin	1/5/91
42	Rodney Hamilton vs. Samford	1/23/97
42	Darryl Cooper @UCF	1/7/02
42	Leroy Davis vs. UCF	1/7/02



RODNEY HAMILTON had a school record 535 assists with three of the nine games in school history with 12 or more assists. He tied a school record of playing all 45 minutes in an overtime game.

Georgia State Basketball Records

Individual GAME Records

MOST Rebounds

28	Ron Ricketts vs. Baptist	1/8/72
23	Chris Collier vs. Centenary	3/1/90
21	Bob Pierson vs. Georgia Southern	2/14/76
21	Terrence Brandon vs. Centenary	1/9/95
20	Rodney Turner vs. Centenary	2/16/89
19	Elfrem Jackson vs. Georgia Southern	1/3/87
18	Chris Collier @ Centenary	12/14/89
18	Terrence Brandon @ Tulane	12/28/95
18	Walter Atrice @ Youngstown State	12/28/73

MOST Offensive Rebounds

10	Chris Collier @ Centenary	12/14/89
10	Elfrem Jackson vs. Georgia Southern	1/3/87
10	Quincy Gause vs. Campbell	1/14/99
9	Chris Collier vs. Northern Arizona	12/29/90
9	Keven Davis @ Georgia Tech	1/12/88
9	Harlen Graham vs. Centenary	1/16/88
9	Mike Nalls vs. Tennessee-Martin	12/14/92

MOST Defensive Rebounds

16	Rodney Turner vs. UTSA	1/22/89
15	Chris Collier vs. Centenary	3/1/90
14	Zavian Smith vs. Central Florida	1/2/92
14	Zavian Smith vs. Detroit	1/21/92
14	Rodney Turner vs. Centenary	2/16/89
14	Terrence Brandon @ Mercer	12/8/94
13	Chris Collier vs. Centenary	12/14/89
13	Terrence Brandon @ Tulane	12s/28/95

MOST Steals

8	Shernard Long vs. Campbell	1/4/00
8	Dewey Haley vs. Centenary	2/2/85
8	Corey Gauff @ SLU	2/27/92
8	Chris Collier @ FIU	12/20/89
7	Herman Favors @ Charleston	2/18/06
7	Shernard Long @ Mercer	1/18/01
7	Rodney Hamilton vs. Georgetown	11/15/97
7	Rodney Hamilton @ Campbell	1/31/98
6	Kevin Morris vs. Central Florida	2/26/00
6	Mark Thompson vs. Stetson	1/25/90
6	Corey Gauff vs. Northern Arizona	12/22/90
6	Rodney Hamilton @ Gonzaga	11/25/94
6	Quincy Gause vs. Augusta St	12/10/97



STOP, THIEF

Shernard Long tied the school record with eight steals in a game and also had a seven-steal game.

MOST Blocked Shots

9	Sylvester Morgan vs. Mercer	1/23/05
7	Sylvester Morgan at Lipscomb	1/8/05
7	Nate Williams at Stetson	1/24/04
6	Zavian Smith vs Arkansas (NCAA's)	3/15/91
6	Zavian Smith @ Detroit	12/8/91
6	Alex Savvidis @ Winthrop	12/16/96
6	Alex Savvidis vs. Loyola-Chicago	11/19/97
6	Torquin Gresham vs. Mercer	2/7/98
6	Rodney Hamilton @ Winthrop	12/16/96
6	Zavian Smith vs. Mercer	2/28/9
6	Trello Galloway @ Gardner-Webb	3/1/03
6	Trello Galloway vs. Belmont (Tourney)	3/6/03
6	Sylvester Morgan vs. Delta State	12/7/04
6	Sylvester Morgan vs. FAU	1/5/05
6	Sylvester Morgan @ UCF	2/19/05
6	Sylvester Morgan vs. Jacksonville	2/25/05



SYLVESTER MORGAN set a school record for blocked shots in a season with 81 in 2004-05 and also set the school game record with nine blocked shots. He had six games with six or more blocked shots.

20-20 VISION

Only two times has a player scored more than **20 points** and had more than **20 rebounds** in the same game. First was **BOB PIERSON** in 1976 vs. Georgia Southern with a **41-point** scoring effort and a **21-rebound** defensive output. Second was **CHRIS COLLIER** on March 1, 1990 vs. Centenary. Collier, a junior, hit **24 points** and had **23 rebounds** that night, with an assist and a blocked shot to his credit.

Georgia State Basketball Records

SPORTS ARENA_Records

INDIVIDUAL

MOST POINTS SCORED

49, Chris Collier (vs. Butler, 1/2/91)
41, Bob Pierson (vs. Georgia Southern, 2/14/76)

FIELD GOALS MADE

19, Chris Collier (vs. Butler, 1/2/91)
19, Bob Pierson (vs. Georgia Southern, 2/14/76)

FIELD GOAL ACCURACY

.923 (12-13), Bob Pierson (vs. South Alabama, 2/26/76)
.900 (9-10), Lanard Copeland (vs. Tex-San Ant., 1/22/87)

FREE THROWS MADE

17, Travis Williams (vs. Florida International, 1/14/93)
15, Matt Simpkins (vs. Georgia Southern, 11/27/78)

FREE THROW ACCURACY

1.000 (12-12) Darryl Cooper (vs. FAU, 1/11/01)
1.000 (11-11) Willie Brown (vs. Mercer, 2/6/88)
1.000 (10-10) Travis Williams (vs. Ark. State, 12/19/95)

REBOUNDS

23, Chris Collier (vs. Centenary, 3/1/90)
21, Bob Pierson (vs. Georgia Southern, 2/14/76)

ASSISTS

14, Rodney Hamilton (vs. Florida International, 1/11/96)
13, Three times (last by Rodney Hamilton, 2/10/98)

BLOCKS

9, Sylvester Morgan (vs. Mercer, 1/23/05)
6, Alex Savvidis (vs. Loyola-Chicago, 11/19/97)
6, Torquin Gresham (vs. Mercer, 2/7/98)
6, Zavian Smith (vs. Mercer, 2/28/94)
6, Trello Galloway (vs. Belmont, 3-6-03 Tourney)
6, Sylvester Morgan (vs. Delta State, 12/7/04)
6, Sylvester Morgan (vs. FAU, 1/5/05)

STEALS

8, Shernard Long (vs. Campbell, 1/4/00)
8, Dewey Haley (vs. Centenary, 2/2/85)

3-POINT FG MADE

9, Kevin Morris (vs. VCU, 12/22/98)
8, Thomas Terrell (vs. FAU, 2/8/02)
7, Shellord Pinkett (vs. Troy State, 2/14/98)



KEVIN MORRIS knocked down nine three-point baskets on his home court to set a Sports Arena game record.



TEAM

MOST POINTS SCORED

122, GSU vs. Fort Valley State, 11/25/89
119, GSU vs. Piedmont, 11/30/91

FIELD GOALS MADE

49, GSU vs. Georgia Southern, 2/14/76
44, GSU vs. Morris Brown, 12/3/88

FIELD-GOAL ACCURACY

.745 (38-51) GSU vs. Baptist, 2/18/84
.672 (39-58) GSU vs. Morris Brown, 11/27/93

3-POINT FG MADE

21, GSU vs. West Florida, 12/31/03
16, GSU vs. Troy State, 3/3/01
16, GSU vs. Troy, 1/13/05
15, GSU vs. Mercer, 12/6/01
14, GSU vs. Troy State, 1/26/05

FREE THROWS MADE

39, by Butler, 1/2/91
37, GSU vs. Clark-Atlanta, 1/19/93

FREE-THROW ACCURACY

1.000 (10-10), GSU vs. UNC Charlotte, 12/9/87
1.000 (10-10), GSU vs. Florida Atlantic, 2/3/00

REBOUNDS

63, GSU vs. Piedmont College, 1/9/89
60, GSU vs. Clark-Atlanta, 11/26/76

ASSISTS

26, GSU vs. Faulkner, 2/4/92
25, GSU vs. Gardner-Webb, 1/11/04
24, GSU vs. Hardin-Simmons, 1/30/88
24, GSU vs. Birmingham Southern, 11/30/73
24, GSU vs. Stetson, 1/10/02

BLOCKS

12, GSU vs. Troy State, 1/29/00
11, GSU vs. Belmont, 3/6/03 Tourney
11, GSU vs. Morris Brown, 12/6/00
10, GSU vs. Mercer, 1/23/05
10, GSU vs. Stetson, 1/30/99
10, GSU vs. Piedmont, 1/9/89
10, GSU vs. FAU, 2/8/02
10, GSU vs. Stetson, 1/10/02

STEALS

21, GSU vs. Northern Arizona, 12/22/90
19, GSU vs. Piedmont, 11/30/91

Georgia State Basketball Records

ATTENDANCE RECORDS

Largest Crowds of 2005-06 Season:

- vs. Alabama **8,372** 12/17/05
at Coleman Coliseum, Tuscaloosa, Ala.
- vs. Kentucky **8,154** 12/6/05
Philips Arena, Atlanta, Ga.
- vs. Towson **6,912** 3/3/06
at CAA Championships, Richmond, Va.
- vs. Old Dominion **6,472** 2/15/06
at Consant Convocation Center, Norfolk, Va.
- vs. George Mason **6,158** 3/4/06
at CAA Championships, Richmond, Va.
- vs. UNC Wilmington **6,100** 2/25/06
at Trask Coliseum, Wilmington, N.C.



ATTENDANCE in this decade:

Georgia State played before **77,903** fans last year, home and away. That follows the record 117,140 attendance from the 2000-01 season and tops the 81,570 of 2004-05 and the 75,312 in 2001-02. That means the Panthers reached **483,354** fans over the past **six seasons combined**. And, that is not counting the TV games and all the radio audiences who have had a chance to see and hear the Panthers.



Georgia State Sports Arena (since 1984)

Largest attendance for basketball:

4,500	Stetson (Jay Leno show)	2/4/89
4,028	Tourney Final (Troy)	3/3/01
3,763	Fresno State	11/19/99
3,423	Mercer	1/26/91
3,385	Tourney Semifinal (Sam.)	3/2/01
3,296	Belmont	2/21/02
3,113	Mercer	2/20/99
3,074	Mercer	2/19/97
2,834	Stetson	1/30/99
2,827	Troy State (Tourney Semi)	3/7/03
2,800	Samford	2/20/93
2,752	FAU	2/8/02
2,746	Stetson	2/17/01
2,720	Georgia Southern	2/2/89
2,652	Jacksonville	1/28/99
2,550	Auburn	2/5/90



Georgia State Basketball Records

ATTENDANCE BESTS

Largest Crowds Played Before (since available records in 1984)
27 games of **7,000 or more**

22,368	at Kentucky	11/26/04	Rupp Arena (Lexington, Kentucky)
16,215	at New Mexico	2/12/01	“The Pit”/King Court (Albuquerque, NM)
14,000	at Iowa	12/12/84	Carver-Hawkeye Arena (Iowa City, Iowa)
13,586	NCAA vs. Arkansas	3/15/91	The Omni (Atlanta)
12,664	at Tennessee	11/26/95	Thompson-Boling Arena (Knoxville, Tenn.)
12,375	at Tennessee	12/1/96	Thompson-Boling Arena (Knoxville, Tenn.)
11,927	at Wyoming	12/14/87	Laramie Arena Auditorium (Laramie, WY)
11,443	at Oklahoma	12/21/02	Noble Center (Norman, Oklahoma)
11,250	NCAA vs. Maryland	3/17/01	BSU Pavilion (Boise, Idaho)
11,065	at Memphis	1/4/93	The Pyramid (Memphis, Tennessee)
11,055	at Tennessee	12/20/03	Thompson-Boling Arena (Knoxville, Tenn.)
10,824	NCAA vs. Wisconsin	3/15/01	BSU Pavilion (Boise, Idaho)
10,027	Georgetown	11/18/98	Georgia Dome (Atlanta)
9,952	at Utah	11/17/03	Huntsman Center (Salt Lake City, UT)
9,878	at South Alabama	12/14/02	Coors Classic- (Mobile, Alabama)
9,820	at Fresno State	2/7/99	Selland Arena- (Fresno, California)
9,752	at Bradley	12/4/99	Robertson Field House (Peoria, IL)
9,713	vs. Saint Joseph’s	12/21/02	Charlotte Coliseum-(Charlotte, NC)
9,668	at Memphis	12/11/93	The Pyramid- (Memphis, Tennessee)
9,330	at LSU	12/28/91	PMAC- (Baton Rouge, Louisiana)
8,372	at Alabama	12/06/72	Coleman Coliseum (Tuscaloosa, Ala.)
8,827	at Georgia Tech	11/24/89	Alexander Coliseum (Atlanta)
8,429	at Memphis	12/5/95	The Pyramid- (Memphis, Tennessee)
8,355	at Tulsa	11/24/99	Reynolds Center- (Tulsa, Oklahoma)
8,154	vs. Kentucky	12/6/05	Philips Arena (Atlanta)
8,123	at Texas Tech	12/29/04	United Center (Lubbock, Texas)
8,109	at Georgia Tech	1/10/89	Alexander Coliseum (Atlanta)
7,916	at Memphis	12/7/94	The Pyramid- (Memphis, Tennessee)
7,811	at Georgia Tech	12/5/91	Alexander Coliseum (Atlanta)
7,689	at Georgia Tech	12/12/92	Alexander Coliseum (Atlanta)
7,642	at Boise State	12/19/92	BSU Pavilion (Boise, Idaho)
7,332	at Hawaii	12/4/98	Sheriff Arena- (Honolulu, Hawaii)
7,250	at Evansville	12/10/87	Roberts Stadium- (Evansville, Indiana)
7,215	vs. Charleston	12/22/01	Charlotte Coliseum, (Charlotte, NC)
7,144	vs. Charlotte	12/11/04	Hatter Arena, (Charlotte, NC)
7,116	vs. Mississippi St.	12/16/01	Philips Arena (Atlanta)
7,041	at Oklahoma	12/19/87	Noble Center (Norman, Oklahoma)



On Jan. 12, 2001, the Panthers visited the New Mexico Lobos at “The Pit” and played before a then school record 16,215 fans.



On March 15, 1991, the Panthers played in front of 13,586 at the Omni here in Atlanta.



In the NCAA Tournament at Boise, Idaho, the Panthers played before capacity crowds of 11,250 vs. Maryland and 10,824 vs. Wisconsin, plus millions on regional and national TV audiences.

Georgia State Basketball Records

PANTHER STARTING LINEUPS Last 10 Seasons - 1995-96 to 2004-05

2005-06 (7-22)	Avg.	Reb.	Assists
F-Rashad Chase	6.1	4.3	22
F-Deven Dickerson	6.3	5.1	46 blocks
G-Malcolm Manier	11.8	3.2	45
G-Boyd Copeland	8.8	4.3	105
G-Herman Favors	12.5	3.0	89

2000-2001 (29-5)	Avg.	Reb.	Assists
F-Bam Campbell	5.8	3.9	20
C-Thomas Terrell	16.4	7.5	40
F-Shernard Long	18.0	4.7	90
G-Darryl Cooper	12.7	3.2	72
G-Kevin Morris	12.9	2.9	144

2004-05 (14-15)	Avg.	Reb.	Assists
F-Marcus Brown	14.9	5.1	32
F-Kevin Thomas	12.2	4.6	51
F-Sylvester Morgan	6.0	5.0	81 blocks
G-Malcolm Manier	10.9	2.6	53
G-Boyd Copeland	9.8	5.2	111

1999-2000 (17-12)	Avg.	Reb.	Assists
F-Shernard Long	16.9	5.6	47
F-Donnie Davis	7.0	3.4	15
C-Jarrold Hill	6.9	6.0	21
G-Anton Reese	16.4	3.8	41
G-Kevin Morris	12.9	4.3	145

2003-04 (20-9)	Avg.	Reb.	Assists
F-Nate Williams	14.7	6.9	43
F-Trello Galloway	9.8	6.7	44
F-Kevin Thomas	10.0	2.5	36
G-Lamont McIntosh	9.0	3.1	42
G-Herman Favors	7.0	3.9	104

1998-1999 (17-13)	Avg.	Reb.	Assists
F-Maurice Robertson	7.6	3.6	41
F-Quincy Gause	16.2	8.8	28
C-Torquin Gresham	7.3	3.7	6
G-Anton Reese	16.4	3.7	59
G-Kevin Morris	16.6	4.0	142

2002-2003 (14-15)	Avg.	Reb.	Assists
F-Nate Williams	18.0	6.6	57
F-Trello Galloway	7.0	6.8	64
C-Reo Logan	6.5	4.3	25
G-Leroy Davis	12.6	4.1	50
G-Lamont McIntosh	13.3	3.1	92

1997-1998 (17-13)	Avg.	Reb.	Assists
F-Torquin Gresham	7.3	5.4	9
F-Maurice Robertson	11.0	5.7	39
F-Quincy Gause	12.9	7.6	35
G-Shellord Pinkett	14.8	2.9	67
G-Rodney Hamilton	16.0	3.4	171

2001-2002 (20-11)	Avg.	Reb.	Assists
F-Thomas Terrell	20.5	7.3	64
F-Bam Campbell	10.3	5.6	34
C-Nate Williams	12.2	6.4	55
G-Leroy Davis	8.1	3.8	53
G-Lamont McIntosh	12.2	3.9	128

1996-1997 (10-17)	Avg.	Reb.	Assists
F-Tildon Wright	13.7	7.1	12
F-Terrence Evans	8.0	5.9	27
C-Alex Saviddis	2.7	2.9	10
G-Shellord Pinkett	13.6	4.0	62
G-Rodney Hamilton	18.0	4.1	124

Georgia State Basketball Records

PANTHER STARTING LINEUPS Previous 10 Seasons - 1984-85 to 1993-94

1995-1996 (10-16)	Avg.	Reb.	Assists
F-Terrence Evans	6.3	4.3	12
F- Travis Williams	12.2	7.8	45
C-Terrence Brandon	20.8	10.4	50
G-Shellord Pinkett	9.7	2.0	36
G-Rodney Hamilton	11.6	2.8	119

1989-90 (5-23)	Avg.	Reb.	Assists
F- Zavian Smith	5.8	4.0	23
C- Chris Collier	16.6	9.4	24
F- Mark Thompson	11.9	3.4	36
G-Corey Gauff	6.0	3.3	76
G-Matt O'Brien	18.0	2.4	98

1993-94 (11-17)	Avg.	Reb.	Assists
F- Terrence Brandon	14.6	7.0	26
F- Travis Williams	8.7	5.9	28
C- Zavian Smith	15.6	8.7	35
G- Mark Stribling	12.2	5.1	69
G- Donald Hall	5.3	1.6	102

1988-89 (14-14)	Avg.	Reb.	Assists
F- Lanard Copeland	15.3	4.0	45
F- Keven Davis	14.1	5.6	34
C- Rodney Turner	10.3	9.9	26
G- James Andrews	18.8	4.1	39
G- Leo Hunt	4.0	1.4	105

1992-93 (13-14)	Avg.	Reb.	Assists
F- Mike Nalls	17.4	8.7	27
F- Brad Boykin	5.9	4.8	23
G- Mark Stribling	13.7	4.9	63
G- Sam Wilder	13.1	2.7	51
G- Courtney Brooks	4.1	1.4	101

1987-88 (9-19)	Avg.	Reb.	Assists
F- Lanard Copeland	11.0	4.1	52
F- Keven Davis	10.8	6.4	21
C- Willie Brown	10.6	6.6	10
G- James Andrews	15.1	4.1	36
G- Paris Dennis	9.3	4.4	102

1991-92 (16-14)	Avg.	Reb.	Assists
F- Brad Boykin	5.5	6.1	17
C- Zavian Smith	14.7	7.8	64
G- Phillip Luckydo	21.0	4.0	34
G-Tyrice Wright	5.1	2.4	25
G-Corey Gauff	3.9	2.6	68

1986-87 (11-17)	Avg.	Reb.	Assists
F- Lanard Copeland	8.4	4.0	22
F- Rodney Turner	9.6	8.9	16
C- Elfrem Jackson	15.8	8.4	23
G- Melvin Howard	14.1	3.6	148
G- Paris Dennis	9.3	4.4	61

1990-91 (16-15)	Avg.	Reb.	Assists
F- Zavian Smith	7.5	5.1	39
C- Chris Collier	18.2	10.6	38
G- Phillip Luckydo	20.2	4.4	37
G- Garrett Coley	9.1	4.8	87
G- Matt O'Brien	6.1	1.6	59

1985-86 (10-18)	Avg.	Reb.	Assists
F- Ricky Coulter	11.6	7.5	25
F- Keven Davis	7.8	7.1	14
C- Chavelo Holmes	13.9	6.2	46
G- James Andrews	11.8	3.9	34
G-Dewey Haley	13.9	3.3	174

Georgia State Basketball Records

1,000 Point Honor Roll

1. Rodney Hamilton:

Year	GP/GS	FG-FGA	FG%	3pt-att	Pct.	FT-FTA	Pct.	TP	Avg.
1994-95	28/28	102-248	.411	8-38	.211	67-87	.770	279	10.0
1995-96	26/22	109-257	.424	12-48	.250	72-92	.783	302	11.6
1996-97	27/27	168-409	.411	32-106	.302	117-137	.854	485	18.0
1997-98	28/28	166-405	.410	21-77	.273	96-110	.873	449	16.0
Totals	109/105	545-1319	.413	73-269	.271	352-420	.838	1,515	13.9

1,515

2. Terrence Brandon:

Year	GP/GS	FG-FGA	FG%	3pt-att	Pct.	FT-FTA	Pct.	TP	Avg.
1991-92	28/0	40-102	.392	0-0	.000	20-46	.435	100	3.6
1993-94	27/26	154-317	.486	0-2	.000	87-163	.534	395	14.6
1994-95	26/26	186-384	.484	0-7	.000	113-168	.673	485	18.7
1995-96	24/22	195-420	.464	5-27	.185	104-154	.675	499	20.8
Totals	105/70	575-1,223	.470	5-36	.139	324-531	.610	1,479	14.1

1,479

3. Chavelo Holmes:

Year	GP/GS	FG-FGA	FG%	3pt-att	Pct.	FT-FTA	Pct.	TP	Avg.
1981-82	27-13	80-163	.491	-----	-----	17-22	.773	177	6.6
1982-83	27/19	209-392	.533	-----	-----	77-105	.733	495	18.3
1983-84	28/28	164-329	.498	-----	-----	55-77	.714	383	11.8
1985-86	28/18	135-305	.443	-----	-----	50-69	.725	320	13.9
Totals	105/78	579-1,189	.487	-----	-----	199-273	.729	1,375	13.1

1,375

4. James Andrews:

Year	GP/GS	FG-FGA	FG%	3pt-att	Pct.	FT-FTA	Pct.	TP	Avg.
1985-86	28/NA	129-307	.420	-----	-----	71-99	.717	329	11.8
1987-88	28/25	155-350	.443	35-90	.389	79-92	.859	424	15.1
1988-89	28/28	153-315	.486	37-96	.385	109-132	.826	526	18.8
Totals	84/NA	437-972	.450	72-186	.387	259-323	.802	1,279	15.2

1,279

5. Phillip Luckydo:

Year	GP/GS	FG-FGA	FG%	3pt-att	Pct.	FT-FTA	Pct.	TP	Avg.
1990-91	31/31	188-416	.452	46-141	.326	203-295	.688	625	20.2
1991-92	30/30	205-446	.460	61-169	.361	158-210	.752	629	21.0
Totals	61/61	393-862	.456	107-310	.297	361-505	.715	1,254	20.6

1,254

6. Nate Williams:

Year	GP/GS	FG-FGA	FG%	3pt-att	Pct.	FT-FTA	Pct.	TP	Avg.
2001-02	31/30	148-280	.529	0-3	.000	82-113	.726	378	12.2
2002-03	29/28	196-379	.517	0-4	.000	129-172	.750	521	18.0
2003-04	22/17	120-217	.553	1-2	.500	82-95	.863	323	14.7
Totals	82/75	464-876	.530	1-9	.111	293-380	.771	1,222	14.9

1,222

7. Zavian Smith:

Year	GP/GS	FG-FGA	FG%	3pt-att	Pct.	FT-FTA	Pct.	TP	Avg.
1989-90	27/15	53-115	.461	1-2	.500	44-70	.629	153	5.7
1990-91	29/21	80-166	.482	1-2	.500	55-100	.550	216	7.5
1991-92	30/30	166-309	.537	0-7	.000	108-168	.643	440	14.7
1993-94	26/26	160-318	.503	0-2	.000	85-145	.586	405	15.6
Totals	112/92	459-908	.506	2-13	.154	292-483	.605	1,214	10.8

1,214

8. Kevin Morris:

Year	GP/GS	FG-FGA	FG%	3pt-att	Pct.	FT-FTA	Pct.	TP	Avg.
1998-99	24/24	138-334	.413	52-157	.331	70-95	.757	398	16.6
1999-00	29/28	137-321	.427	43-135	.319	58-93	.624	375	12.9
2000-01	34/34	145-341	.425	65-186	.349	84-110	.764	439	12.9
Totals	87/86	420-996	.422	160-478	.335	212-298	.711	1,212	13.9

1,212

Georgia State Basketball Records

1,000 Point Honor Roll

9. Thomas Terrell:

Year	GP/GS	FG-FGA	FG%	3pt-att	Pct.	T-FTA	Pct.	TP	Avg.
2000-01	34/34	199-445	.447	83-212	.392	77-97	.794	558	16.4
2001-02	31/31	214-475	.451	94-241	.390	113-143	.790	635	20.5
Totals	65/65	413-920	.449	177-453	.391	190-240	.792	1,193	18.4

1,193

10. Shellord Pinkett:

Year	GP/GS	FG-FGA	FG%	3pt-att	Pct.	T-FTA	Pct.	TP	Avg.
1994-95	28/0	45-144	.313	38-114	.333	16-23	.696	144	5.1
1995-96	26/17	82-236	.347	54-156	.346	34-45	.756	252	9.7
1996-97	27/27	124-341	.364	57-161	.354	62-78	.795	367	13.6
1997-98	28/28	144-337	.427	91-206	.442	34-46	.739	413	14.8
Totals	99/72	399-1058	.377	240-637	.377	146-192	.760	1176	11.9

1,176

11. Lamont McIntosh:

Year	GP/GS	FG-FGA	FG%	3pt-att	Pct.	FT-FTA	Pct.	TP	Avg.
2000-01	30/0	20-45	.444	8-22	.364	11-18	.611	59	2.0
2001-02	31/30	125-282	.443	42-107	.393	86-108	.796	378	12.2
2002-03	29/29	145-311	.466	51-133	.383	45-59	.763	386	13.3
2003-04	28/23	106-248	.427	27-92	.293	12-20	.600	251	9.0
Totals	105/68	337-736	.458	128-354	.362	154-205	.751	1,074	9.1

1,074

12. Jim Jacobs:

Year	GP/GS	FG-FGA	FG%	3pt-att	Pct.	FT-FTA	Pct.	TP	Avg.
1965-66	20/NA	68-177	.384	-----	-----	23-35	.657	159	8.0
1966-67	NA	NA	NA	-----	-----	NA	NA	396	NA
1967-68	19/NA	127-351	.362	-----	-----	77-90	.856	344	17.4
1968-69	20/NA	63-NA	NA	-----	-----	34-58	.586	160	8.0
Totals	NA	NA	NA	-----	-----	NA	NA	1,059	NA

1,059

13. Travis Williams:

Year	GP/GS	FG-FGA	FG%	3pt-att	Pct.	FT-FTA	Pct.	TP	Avg.
1992-93	25/0	34-76	.447	0-0	.000	61-83	.735	129	5.2
1993-94	26/18	73-162	.451	0-2	.000	80-103	.777	226	8.7
1994-95	28/28	129-277	.466	3-11	.273	85-119	.714	346	12.4
1995-96	26/22	101-234	.432	0-5	.000	114-146	.781	316	12.2
Totals	105/68	337-736	.458	3-18	.167	340-451	.754	1,017	9.7

1,017

14. Chris Collier:

Year	GP/GS	FG-FGA	FG%	3pt-att	Pct.	FT-FTA	Pct.	TP	Avg.
1989-90	26/26	169-294	.575	1-4	.250	106-284	.576	447	17.2
1990-91	31/31	210-398	.528	0-2	.000	145-226	.642	565	18.2
Totals	57/57	379-692	.548	1-6	.167	251-510	.492	1,012	17.8

1,012

Former Coaches Still Active:

A quartet of former Panther assistant coaches under "Lefty" Driesell and with Michael Perry have moved on to other coaching spots. **Bobby Champagne** is head coach at North Alabama. **Travis Williams** is head coach at Fort Valley State. **Fred Rike** is the head coach at Angelo (Tex.) State. **Phil Cunningham** is an assistant coach at Mississippi State. **Scott Adubato** is an NBA scout for the Memphis Grizzlies.

Former head coach **Bob Reinhart** is an NBA scout for the Golden State Warriors and former head coach **Carter Wilson** is head coach at Decatur High School here in metro Atlanta.

Georgia State All-Time Roster

A

Adams, Jim (1962-65)
Agin, David (1977-79)
Alexander, Russell (1956-57)
Alloway, Kendrick (2001-2003)
Anderson, Dwayne (1985-86)
Andrews, Cedrick (1983-85)
Andrews, James (1985-86, 87-89)
Angelich, Paul (1977-80)
Armstead, Chuck (1989-90)
Arrington, Andre (1987-88)
Astacio, Tony (1972-73, '74-76))
Atkinson, James (1974-76)
Atrice, Walker (1972-74)

B

Bagley, Tom (1967-68)
Bailey, Bob (1972-73)
Baldwin, Bobby (1953-56)
Barlow, Dicky (1978-80, 81-83)
Barnett, Tikoyo (2004-05)
Bates, (1958-59)
Beckett, John (1997-98)
Bennett, Frank (1980-82)
Benson, Ellis (1971-72)
Benton, Darryl (1979-81)
Bernard, Ajamu ((1992-95)
Bethune, Morris (1984-85)
Billingslea, Justin (2004-06)
Billingsley (1951-52)
Birdsong, Jerry (1955-59)
Bloodwirth, Charley (1947-48)
Boland, Bill (1958-59)
Boles, Charles (1975-77)
Bookier, Archie (1980-82)
Bowen, Robin (1965-66)
Bowles, (1951-52)
Boyd, David (1972-75)
Boykin, Brad (1991-93)
Brandon, Terrence (1991-92, '93-96)
Brandon, Tommy (1965-66)
Brantley, Bo (1987-89)
Brewer, Ken (1968-70)
Brinson, Greg (1976-77)
Brooks, Courtney (1990-94)
Brown, Joe (1981-83)
Brown, Marcus (2003-05)
Brown, Verlon (1956-57)
Brown, Willie (1987-88)
Brus, Joe (1982-86)
Bryant, Jimmy (1973-75)
Buggs, Dicky (1981-82)
Burdette, P.B. (1955-56)
Burgess, Thad (1964-65)
Burton, Mel (1961-63)

C

Camp, (1947-48)
Campbell, Bam (2000-02)
Campbell, Kevin (1995-96)
Cannon, Tommy (1960-64)
Carman, Herbert (1976-78)
Carr, Michael (1987-89)
Carter, (1947-48)
Cartwright, Brandon (2005-06)
Cason, Frank (1965-66)
Cawthon, Charles (1951-55)
Chase, Rashad (2005-06)
Chennault, Reggie (1982-84)
Chilholm, Gordon (1956-57)
Choates, Moyce (1974-76)
Clements, Gregg (1980-81)
Cloud, Ed (1955-56)
Coggins, Jon (1983-85)
Cole, Arte (1989-92)
Coleman, Bob (1959-60)
Coley, Garrett (1990-92)
Collier, Chris (1989-91)
Conner, Bill (1959-60)
Cool, Don (1962-65)
Cooper, Darryl (2000-2002)
Copeland, Boyd (2003-06)
Copeland, Jim (1965-67)
Copeland, Lanard (1985-89)
Coppedge, Ferrell (1967-69, '70-71)
Costen, Bill (1955-57)
Costner, George (1960-61)
Couch (1947-48)
Coulter, Rick (1984-86)
Culver, Albert (1974-76)
Cunningham, John (1968-69, '70-71)

D

Dabney, Ron (1967-69)
Daly, Fletcher (1939-40)
Davis, Donnie (1998-2002)
Davis, Jackie (1976-78)
Davis, Keven (1985-89)
Davis, Leroy (2001-2003)
DeFoor, Bobby (1960-61)
Dean, Dontaz (2002)
Dennis, Paris (1986-88)
Dickerson, Deven (2004-06)
Dickson, Al (1968-70)
Dix, Ernie (1972-73)
Dixon, Arthur (1956-57)
Doherty, Frank (1958-61)
Donehoo, David (1973-75)
Dopson, James (1992-93)
Dyer, Bill (1953-56)

E

Edelstein, (1947-48)
Epps, Gene (1962-65)
Ellerbee, Ty (1978-80)
Ernest, (1951-52)
Erves, Larry (1976-78)
Ervin, Eric (1982-84)
Estes, Jevon (1984-85)
Evans, Terrence (1992-96)

F

Fain, Jimmy (1966-67)
Falker, Chris (1978-80)
Fanning, Steve (1985-87)
Farmer, Matthew (1965-69)
Faulhaber, Bill (1972-76)
Favors, Herman (2002-06)
Feldman, Sidney (1939-40)
Felton, John (1980-82)
Fencher, Danny (1977-79)
Fern, Dwight (1971-73)
Firmbach, Bill (1985-87)
Foster, (1982-83)
Fowler, Randy (1978-80)
Fox, (1947-48)
Freeman, Walter (1939-40)

G

Galloway, Erin (1994-95)
Galloway, Trello (2002-04)
Garner, James (1959-60)
Gauff, Corey (1989-93)
Gause, Quincy (1997-99)
Gauth, Rex (1979-82)
Gaynes, Virlyn (1963-65)
Gebhard, Brian (1970-71)
Gentry, Chris (1995-97)
Gibson, DiMario ((1979-81)
Gibson, Ed (1954-55)
Gilchrist, James (2000-02)
Gillentine, (1947-48)
Gisi, (1951-52)
Glass, Reeder (1960-61)
Goodman, (1947-48)
Gordon, (1989-90)
Graham, Harlen (1980-84)
Graham, Tony (1980-84)
Gray, David (1988-89)
Green, Charles (1971-72)
Gresham, Darryl (1986-87)
Gresham, Torquin (1997-00)
Gulmire, Mark (1978-80)
Gunsby, Lydell (1999-2002)
Gynes, Frank (1965-66)

Georgia State All-Time Roster

H

Hadley, Greg (1980-82)
 Hagwood, Brent (1983-84)
 Haley, Dewey (1984-86)
 Hall, Donald (1993-94)
 Hamilton, Mark (1967-68)
 Hamilton, Rodney (1994-98)
 Hamner, Dwight (1970-72)
 Hampton, Louis (1985-86)
 Handy, Bayi (2001-02)
 Hannah, Homer (1956-58)
 Harbin, (1947-48)
 Harris, Lasanna (2002-03)
 Hastings, Mark (1988-89)
 Hawk, (1947-48)
 Hayes, (1947-48)
 Hayes, Robert (1992-93)
 Heard, Charles (1955-57)
 Heers, Eric (1956-57)
 Hickman, Bart (1962-64)
 Hight, Chris (1995-96)
 Hill, Jarrod (1998-00)
 Hoard, Barrett (1989-90)
 Hoekwater, Matt (1993-95)
 Holmes, Chavelo (1981-84, 85-86)
 Holstick, Otis (1979-80)
 Hooks, Fred (1969-70)
 Howard, Melvin (1986-87)
 Howington, Ronnie (1967-68)
 Hudson, Luther (1966-67)
 Hunt, Leo (1987-89)
 Hunter, (1982-83)

J

Jackson, Chris (1983-85)
 Jackson, Elfrem (1986-87)
 Jackson, Jeff (1984-86)
 Jacobs, Jimmy (1965-69)
 Jacobs, R. L. (1967-68)
 James, Ronnie (1954-55)
 Jarvis, Howie (1976-79)
 Johnson, Gerald (1955-57)
 Johnson, Ron (1990-91)
 Jones, Randy (1973-75)

K

Kessler, Dave (1979-80)
 Killingsworth, Jim (1956-57)
 King, Markeal (1998-00)
 Kinsey, T. (1967-68)
 Kirk, (1947-48)

L

Langhorne, Marcus (1996-97)
 Leuszler, Jay (1971-73)
 Logan, Reo (2002-04)

Long, Shernard (1999-2001)
 Love, Henry (1971-72)
 Luckydo, Philip (1990-92)

M

Mack, Rod (1979-81)
 Manier, Malcolm (2004-06)
 Manus, Ray (1960-64)
 Marshall, Greg (1966-69)
 McDaniel, (1947-48)
 McDonald, Jerry (1955-56)
 McGrew, D'Andre (2003-06)
 McIntosh, Lamont (2000-04)
 Mendez, Leonard (2005-06)
 Mobley, Terrence (1994-95)
 Monroe, Esell (1989-91)
 Montgomery, Bruce (1988-90)
 Moore, Calvin (1972-74)
 Morgan, David (1977-79)
 Morgan, Glenn (1958-60)
 Morgan, Major (1962-64)
 Morgan, Sylvester (2003-05)
 Morris, Everett (2003-05)
 Morris, Kevin (1998-2001)
 Moss, (1982-83)
 Mullins, Tommy (1964-67)
 Murphy, Pat (1996-98)
 Myrick, Henry (1973-75)

N

Nalls, Mike (1989-93)
 Newlin, Charles (1972-74)
 Nicholson, Herb (1955-56)
 Nieves, Henry (1998-99)
 Nordmark, Bill (1967-71)
 Norris, Paul (1984-87)
 Nuckles, Quincy (1993-94)

O

O'Brien, Matt (1989-91)
 Oliver, Charles (1970-72)

P

Patton, Cedric (2000-03)
 Pearson, Rico (1995-96)
 Pendleton, George (1975-77)
 Perique, Lance (2005-06)
 Perkins, Larry (1969-71)
 Person, Curtis (1970-72)
 Peterson, Matt (1990-94)
 Pierson, Robert (1974-76)
 Pietrowski, Mike (1979-80)
 Pinkett, Shellord (1994-98)
 Poag, Jackie (1971-72, 73-74)
 Powell, Gene (1957-60)

Powers, Charley (1973-75)
 Poyastro, Miguel (1975-77)
 Pritchard, Tom (1969-71)
 Purvis, Neil (1972-73, '74-75)

Q

Quinn, Frank (1962-64)

R

Ramsey, (1947-48)
 Ramsey, George (1980-82)
 Rarick, Dan (1976-77)
 Reed, Pete (1958-59)
 Reese, Anton (1998-2000)
 Reinhart, Bobby (1987-89)
 Renkosik, Ray (1977-79)
 Rhine, Tony (1993-96)
 Richardson, (1947-48)
 Richardson, Steve (1976-78)
 Richardson, Thomas (1970-71)
 Ricketts, Ronald (1970-72)
 Roberts, Russell (1972-73)
 Robertson, Maurice (1997-99)
 Robinson, Ranard (2005-06)
 Ross, Don (1979-81)

S

Sandstrom, David (1984-85)
 Saviddis, Alex (1995-98)
 Scott, Doug (1975-77)
 Scott, Jerome (1976-78)
 Searcy, Chad (1996-2000)
 Seegar, Walt (1968-69)
 Shaw, Gene (1968-69)
 Shearer, (1947-48)
 Sheldon, Philip (1964-65)
 Sikes, Kerry (1969-70)
 Sills, Ray (1975-77)
 Simpson, Larry (1955-56, 58-59)
 Slack, Roderick (1977-78)
 Smiley, Don (1991-92)
 Smith, (1947-48)
 Smith, Joe (1964-65)
 Smith, Larry (1982-84, 86-87)
 Smith, Zavian (1989-92)
 Sosebee, Jerry (1964-66)
 Spells, Shay (1994-95)
 Stackhouse, Jeff (1979-80)
 Stafford, Cornelius (1983-85)
 Stewart, Charlie (1954-55)
 Stone, Jimmy (1955-60)
 Straley, Wilt (1962-64)
 Strange, Johnny (1962-64)
 Stribling, Mark (1992-94)
 Stricker, Brad (1988-89)
 Strong, Bill (1964-65)
 Strong, Bo (1966-70)
 Styles, Curtis (1971-72)

T

Teale, Ted 1947-48)
 Templeman, Terry (1964-65)
 Terrell, Thomas (2000-02)
 Thomas, Kevin (2003-05)
 Thomas, Rankin (1968-70)
 Thompson, Leroy (1955-57)
 Thompson, Mark (1988-92)
 Thornton, Al (1972-73)
 Thurmon (1947-48)
 Toomer, Anthony (1995-96)
 Towns, Daniel (2002-04)
 Tucker, Randy (1979-82)
 Turmon, George (1978-80)
 Turner, (1951-52)
 Turner, Rodney (1986-87, 88-89)
 Tyson, Don (1974-76)

U

Ujlaki, Mike (1969-70)

W

Walton, Juan (1989-90)
 Washington, Phil (1971-73)
 Watson, Stan (1979-80)
 Webb, Bill (1960-61)
 Webb, Mike (1959-60)
 Webb, Warren (1980-82)
 Webster, Steve (1972-74)
 Whaley, Charles (1956-57)
 Whatley, Dominique (2005-06)
 Wilder, Sam (1989-93)
 Wilkins, Raymond (1996-97)
 Williams, Jim (1955-56)
 Williams, Nate (2001-04)
 Williams, Travis (1992-96)
 Willis, (1947-48)
 Wilson, Joe (1965-67)
 Wilson, W. T. (1954-55)
 Witter, Dave (1965-67)
 Wolfe, Bo (1965-68)
 Woodall, (1960-64)
 Woodruff, Ron (1968-70)
 Woods, Bobby (1974-75, 76-77)
 Wright, Tildon (1993-97)
 Wootson, D. J. (2000-01)
 Wright, Tony (1983-94, 85-86)
 Wright, Tyrice (1991-92)
 Wynn, Marty (1964-65)

Y

Young, Eddie (1974-76)


Z

Zak, Mike (1997-98)
 Zehner, Curtis (1977-78)

Georgia State Basketball Records

Year	Coach	Won	Lost	Pct.
1963-64	Herbert "Stoney" Burgess	1	21	.045
1964-65	Richard Wehr	2	19	.095
1965-66	Richard Wehr	2	18	.100
1966-67	Richard Wehr	4	20	.167
1967-68	Clyde H. "Jack" Waters	2	20	.091
1968-69	Clyde H. "Jack" Waters	6	14	.300
1969-70	Clyde H. "Jack" Waters	8	14	.364
1970-71	Frank Davis	5	16	.238
1971-72	Roger McDowell	5	19	.208
1972-73	Clyde H. "Jack" Waters	5	20	.200
1973-74	Clyde H. "Jack" Waters	1	25	.038
1974-75	Clyde H. "Jack" Waters	8	18	.308
1975-76	Clyde H. "Jack" Waters	12	11	.522
1976-77	Clyde H. "Jack" Waters	10	18	.357
1977-78	Roger Couch	5	21	.192
1978-79	Roger Couch	7	20	.259
1979-80	Roger Couch	6	21	.222
1980-81	Roger Couch	4	23	.148
1981-82	Jim Jarrett	4	23	.148
1982-83	Jim Jarrett	9	19	.321
1983-84	Tom Pugliese	6	22	.214
1984-85	Tom Pugliese	1	2	.333
1984-85	Mark Slonaker (interim)	1	24	.040
1985-86	Bob Reinhart	10	18	.357
1986-87	Bob Reinhart	11	17	.393
1987-88	Bob Reinhart	9	19	.321
1988-89	Bob Reinhart	14	14	.500
1989-90	Bob Reinhart	5	23	.179
1990-91	Bob Reinhart	16	15	.516
1991-92	Bob Reinhart	16	14	.533
1992-93	Bob Reinhart	13	14	.481
1993-94	Bob Reinhart	13	14	.481
1994-95	Carter Wilson	11	17	.393
1995-96	Carter Wilson	10	16	.384
1996-97	Carter Wilson	10	17	.370
1997-98	Charles "Lefty" Driesell	16	12	.571
1998-99	Charles "Lefty" Driesell	17	13	.566
1999-00	Charles "Lefty" Driesell	17	12	.586
2000-2001	Charles "Lefty" Driesell	29	5	.853
2001-02	Charles "Lefty" Driesell	20	11	.645
2002-03	Charles "Lefty" Driesell (reti.Jan. 3)	4	6	.400
	Michael Perry	10	9	.530
2003-04	Michael Perry	20	9	.690
2004-05	Michael Perry	14	15	.483
2005-06	Michael Perry	7	22	.241

All-Time Coaching Records



BOB REINHART (above left) led the Panthers to their first NCAA Tournament berth in 1990-91 and a pair of back-to-back 16-win seasons. **JACK WATERS** (above right) got Georgia State its first winning season in 1975-76 in the 13th year of the program.

CARTER WILSON


(right) produced 31 wins in the three seasons prior to Driesell's arrival. The Panthers have won 10 or more games for 14 straight years (since 1990).

Thirteen head coaches have worked the 41 seasons.



"LEFTY" DRISELL

(right) had 103 wins in five-and-a-half years at State.



Coach	Tenure	Percentage
Herbert "Stoney" Burgess	1 year	(1-21, .045)
Richard Wehr	3 years	(8-57, .123)
Clyde H. "Jack" Waters	8 years	(52-140, .271)
Frank Davis	1 year	(5-16, .238)
Roger McDowell	1 year	(5-19, .208)
Roger Couch	4 years	(22-85, .206)
Jim Jarrett	2 years	(13-42, .228)
Tom Pugliese	2 years	(7-24, .226)
Mark Slonaker (interim)	1 year	(1-24, .040)
Bob Reinhart	9 years	(107-148, .420)
Carter Wilson	3 years	(31-50, .383)
Charles "Lefty" Driesell	5 1/2 years	(103-59, .636)
Michael Perry	3 1/2 years	(51-55, .481)