



**2025  
GEORGIA  
SOUTHERN  
FOOTBALL**

## 2025 SCHEDULE

Date	Opponent	Series Record	Last
Aug. 30	at Fresno State	First Meeting	N/A
Sept. 6	at USC	First Meeting	N/A
13	<b>JACKSONVILLE STATE</b>	GS leads, 4-0	GS won 41-3 (2002)
20	<b>MAINE</b>	GS leads, 4-0	GS won 26-18 (2019)
27	at James Madison *	GS leads, 9-2	GS won 28-14 (2024)
Oct. 9	<b>SOUTHERN MISS *</b>	First Meeting	N/A
18	<b>GEORGIA STATE *</b>	GAST leads, 6-5	GS won 38-21 (2024)
25	at Arkansas State *	Tied, 3-3	GS won 59-33 (2021)
Nov. 6	at App State *	App leads, 22-17-1	GS won 29-20 (2024)
15	<b>COASTAL CAROLINA *</b>	GS leads, 7-4	GS won 26-6 (2024)
22	<b>OLD DOMINION *</b>	GS leads, 3-2	ODU won 49-17 (2024)
29	at Marshall *	MU leads 6-3	GS won 24-23 (2024)
Dec. 5	Sun Belt Championship Game		

\* - Sun Belt Conference Game



### EAGLES GATA

- 1 On the Covers
- 2 2025 Schedule/Quick Facts/Credits
- 4 Staff Information
- 5 Allen E. Paulson Stadium/Evans Family Field
- 6 Edwin Jackson Tribute

### COACHING STAFF

- 8 Head Coach Clay Helton
- 11 Offensive Coordinator Ryan Aplin
- 12 Defensive Coordinator Brandon Bailey
- 13 Assistant Coach Ced Douglas
- 14 Assistant Coach Alex Garwig
- 15 Assistant Coach BJ Johnson
- 16 Assistant Coach Zach Lankford
- 17 Assistant Coach Taylor Reed
- 18 Assistant Coach Darius Safford
- 19 Assistant Coach Bryan Schor
- 20 Assistant Coach Damion Willis
- 21 Assistant Coach Blake Wilson
- 22 Support Staff

### MEET THE EAGLES

- 28 Preseason Rosters
- 30 Veteran Profiles
- 62 Newcomers
- 68 Roster Breakdown

### 2024 REVIEW/STATISTICS

- 70 Individual Honors/Start Chart
- 77 2024 Statistics
- 72 2024 Individual Summaries
- 76 2024 Game-By-Game Statistics
- 77 2024 Game Highs
- 78 2024 Scoring Summaries
- 79 2024 Miscellaneous Statistics
- 80 2024 Big Plays
- 81 Eagles in the National Rankings
- 82 2024 Game Recaps

### RECORD BOOK

- 90 Individual Records
- 105 Annual Leaders
- 111 Longest Plays
- 112 Team Records
- 114 Overtime Games
- 115 Year-By-Year Team Stats
- 117 Team Records By Era
- 118 Paulson Stadium Records
- 119 All-Time Results
- 124 Series Results
- 128 Eagles vs. Conferences

### HISTORY

- 130 Eagle Football History
- 132 1985 National Championship
- 134 1986 National Championship
- 136 1989 National Championship
- 138 1990 National Championship
- 140 1999 National Championship
- 142 2000 National Championship
- 144 Eagle All-Americans
- 147 Conference Accolades

- 150 Modern Era Lettermen
- 156 All-Time Coaching Records
- 158 Bowl Games
- 159 Bowl Records
- 160 Coach Erk Russell Tribute
- 162 No. 8 Tracy Ham
- 163 No. 3 Adrian Peterson
- 164 Jayson Foster
- 165 Paul Johnson
- 166 Younghoe Koo

### EAGLES IN THE PROS

- 167 Eagles in the NFL
- 169 NFL Draft/Super Bowl/Pro Bowl Eagles



## GS QUICK FACTS

### SCHOOL INFORMATION

Official Name: Georgia Southern University  
 Abbreviation: GS (not GSU)  
 Location: Statesboro, Ga.  
 Founded: December 1, 1906  
 Enrollment: 28,000\*  
 President: Dr. Kyle Marrero  
 Athletics Director: Chris Davis  
 Faculty Athletics Rep: Chris Geyerman, Ph.D.  
 Athletics Department Phone: 912-478-5047  
 Nickname: Eagles  
 Primary Colors: Blue (PMS 282) and White  
 Secondary Colors: Gray (PMS 429) and Gold (PMS 872)  
 Mascots: GUS

\* - As of January 2018, the new Georgia Southern University consists of three campuses: Statesboro, Armstrong (Savannah) and Liberty (Hinesville). The three schools consolidated to become one university.

### TICKET INFORMATION

Ticket Office Phone: 1-800-GSU-WINS  
 Ticket Office Website: GSEagles.com/Tickets

### PROGRAM INFORMATION AND HISTORY

Conference: Sun Belt  
 First Year of Football: 1924  
 (no football from 1942-1981)  
 Modern Era Record: 357-178-1 (.667) ^  
 FCS National Championships: 6  
 (1985, 1986, 1989, 1990, 1999, 2000)  
 Bowl Games/Titles: 7/3  
 won 2015 GoDaddy Bowl  
 won 2018 Camellia Bowl  
 won 2020 New Orleans Bowl  
 Home Stadium: Allen E. Paulson Stadium  
 Home Field: Evans Family Field (FieldTurf)  
 Capacity: 25,000  
 Paulson Stadium Record: 218-51 (.814) ^

### TEAM INFORMATION

Head Coach: Clay Helton  
 Alma Mater: Houston, '94  
 Record at GS: 20-19 (Fourth Year)  
 Career Record: 66-43 (Eighth Full Season)  
 Eagles' 2024 Record: 8-5  
 Postseason: New Orleans Bowl  
 Conference Record: 6-2  
 Offensive System: Multiple  
 Defensive System: 4-2-5  
 GS Athletics on the Web: GSEagles.com  
 GS Football on Twitter: @GSAthletics\_FB  
 GS Football on Instagram: @GSAthletics\_FB  
 Letterwinners (Ret/Lost): 40/22  
 O: 17/10 D: 21/10; ST: 2/2  
 Position Starters (Ret/Lost): 11/11  
 O: 6/5; D: 5/6

^ - three wins vacated by NCAA

### CREDITS

The 2025 Georgia Southern University Football Media Guide was published by the Georgia Southern Athletics Communications Office.

**Editor and Design:** Bryan Johnston  
**Covers:** AJ Henderson

*Additional contributions from the GS Office of Marketing and Communications.*

### PHOTOGRAPHY

AJ Henderson, Evelyn Forester, Jonathan Chick, Frank Fortune, Allen Gambrell, Carroll Gambrell, Kyunnie Shuman, Aaron Socha, Dan Groover and Jeffrey Abraham. Images of Eagles in the NFL courtesy of NFL squads, Diamond Images, Getty Images and USPresswire. Images of championship rings from Super Bowls and NFL team marks courtesy of the National Football League.

# STAFF INFORMATION



## COACHING STAFF

Head Coach ..... Clay Helton (@GSCoachHelton)  
 Alma Mater/Year ..... Houston/1994  
 Record at Georgia Southern (Years) ..... 20-19, .513 (Fourth Year)  
 Career Record (Years) ..... 66-43, .617 (10th Year)  
 Best Time to Reach Coach ..... Contact Athletics Communications  
 Sun Belt Coaches' Teleconference ..... Monday mornings in season

## ASSISTANT COACHES (Alphabetical order)

**RYAN APLIN** @CoachRyanAplin  
 Arkansas State, 2012 ..... Offensive Coordinator/Quarterbacks – Fourth Year

**BRANDON BAILEY** @Coach\_BBailey  
 Georgia Southern, 2016 ..... Defensive Coordinator/Safeties – Third Year

**CED DOUGLAS** @TheSamuraiCoach  
 Northern Michigan, 2011 ..... Defensive Line – First Year

**ALEX GARWIG** @AlexGarwig  
 Michigan, 2015 ..... Linebackers/Defensive Run Game Coordinator – First Year

**BJ JOHNSON** @BJJohnson  
 Georgia Southern, 2015 ..... Outside Receivers – Third Year

**ZACH LANKFORD** @CoachLankford  
 UAB, 2010 ..... Offensive Line/Run Game Coordinator – Second Year

**TAYLOR REED** @CoachTaylorReed  
 Central Arkansas, 2015 ..... Running Backs – Third Year

**DARIUS SAFFORD** @CoachSafford  
 Lafayette (Pa.), 2013 ..... Defensive Backs – Second Year

**BRYAN SCHOR** @CoachSchor  
 James Madison, 2018 ..... Tight Ends – First Year

**DAMION WILLIS** @coachwillis  
 Troy, 2019 ..... Inside Receivers – First Year

**BLAKE WILSON** @CoachBWilson  
 Charleston Southern, 2017 ..... Special Teams Coordinator – First Year

## ADDITIONAL FOOTBALL COACHING STAFF


Assistant Special Teams Coach/Specialists ..... Anthony Beck II (Georgia Southern)  
 Assistant Linebackers Coach ..... Drew Gaither (Western Carolina)  
 Assistant Quarterbacks Coach ..... Zak Mizell (Lindsey Wilson)  
 Assistant Offensive Line Coach ..... Keenan Murphy (Houston)  
 Assistant Defensive Line Coach ..... Dillon Springer (Georgia Southern)  
 Assistant Safeties Coach ..... Alex Zettler (Texas A&M)  
 Offensive Assistant ..... Khalil Crowder (Georgia Southern)  
 Offensive Analyst ..... Caleb Heintz (Georgia Southern)

## FOOTBALL SUPPORT STAFF

Assistant AD, Football Chief of Staff ..... Matt Hassan (North Park)  
 Strength & Conditioning Coach, Football ..... James Heiss (Indiana University of Pa.)  
 General Manager ..... Andrew Beville (Georgia Southern)  
 Director of Student-Athlete Development ..... Adrian Peterson (Georgia Southern)  
 Assistant AD, Equipment Operations ..... Andy Harris (Wisconsin-Whitewater)  
 Head Athletic Trainer, Football ..... Nick Sparacio (Iowa State)  
 Director, Player Personnel (Defense) ..... Chase Akin (Oklahoma State)  
 Director, Player Personnel (Offense) ..... Brayden Curry (Ole Miss)  
 Director of Recruiting Operations ..... Riley Galpin (West Georgia)  
 Director of Player and Recruiting Relations ..... Ulysses Hall (Shaw)  
 Director of Football Nutrition ..... Kaitlyn Michener (Cleveland State)  
 Director of Football Operations ..... Alexis Villarreal (TCU)  
 Video Coordinator ..... Jacob King (Alabama)  
 Assistant Athletic Trainer ..... Ashley Allenstein (Northern Iowa)  
 Assistant Director, Strength & Conditioning ..... Jacob Byron (Buffalo)  
 Assistant Director, Strength & Conditioning ..... Corbin Gant (Central Missouri)  
 Assistant Manager, Equipment Services ..... Tyler Hager (Wingate)  
 Assistant Director, Strength & Conditioning ..... Jeff Marx (Slippery Rock)  
 Assistant Athletic Trainer ..... Brandon Vilorio (UNC Greensboro)  
 Operations and Recruiting Assistant ..... Eleese Ryals (Georgia Southern)  
 Strength & Conditioning GA ..... Alex France (Colorado State)  
 Recruiting Intern ..... Sydney Jones (Covenant)

## KEY DEPARTMENT STAFF

Athletics Director ..... Chris Davis (Miami)  
 Chief Operating Officer ..... Dr. Ryan Hall (Ferrum)  
 Deputy A.D. for Internal Affairs ..... Brandy Clouse (Georgia Southern)  
 Deputy A.D. for Development ..... Allie Ware (Richmond)  
 Senior Associate AD for Communications ..... Bryan Johnston (South Carolina)  
 Associate A.D. for Student-Athlete Services ..... Ryan Gilbert (UMass)





## PAULSON STADIUM FACTS

**Capacity:** 25,000 (expanded 2014)

**Layout:** East-West

**Initial construction start date:** First shovel – 1983

**Expansion construction start date:** June 12, 2013

**Evans Family Field Surface:** FieldTurf Prestige Vertex; installed 2023 (previously Glenn Bryant Field)

**Formetco Video Board:** 1,551 square feet of display area for replays, graphics and promotions

**Suite Level:** 26 private booster boxes, film deck and a two-level working press box.

**Opening Game:** Sept. 29, 1984

**First Opponent:** Liberty, 9/29/84

**First Win:** 48-11 vs. Liberty, 9/29/84

**First Postseason Win:** 27-0 vs. Jackson State, 11/30/85

**All-Time Record:** 218-51 (.810)

**All-Time Playoff Record:** 33-3 (.917)

**First Score:** 36-yard run by Tracy Ham vs. Liberty (13:44, 1Q), 9/29/84

**First 100-Yard Rusher:** 104 by Melvin Bell vs. Liberty, 9/29/84

**First Shutout:** 34-0 vs. Tennessee Tech, 10/5/85



Thirty years after its first game on Sept. 29, 1984, Allen E. Paulson Stadium underwent a major expansion for the Eagles' first season in the FBS and the Sun Belt Conference. With a capacity of 25,000, the stadium offers incredible views of the playing field and modern amenities on its concourses. In 2024, the field was named Evans Family Field in recognition of a \$3 million gift.

The inaugural game at Paulson Stadium in 1984 saw the Eagles soar to a 48-11 victory over Liberty.

What former Eagle head coach Erk Russell described as "The Prettiest Little Stadium in America" has been transformed into one of the finest facilities of its kind. The mid-deck creates an architectural presence on the north side with the new 50,000-square-foot Ted Smith Family Football Center enclosing the east end zone.

The \$10 million stadium expansion project was student fee funded with private donations making possible the Eagle Football team's new building.

Winning is the one constant at Paulson Stadium where the Eagles have a stunning 218-51 home record (.810) and

won 91.7 percent of their postseason games (33-3). That .810 winning percentage stands as the fifth-best amongst current FBS stadiums entering the 2025 season.

More than three million fans have witnessed that success in Statesboro, creating a game day atmosphere that attracts Eagle fans from across campus, throughout the Coastal Empire and southeast region.

Previous upgrades to the complex included renovation of the concourses and hospitality areas and the addition of a brick façade along the walls of Paulson Stadium prior to 2005.

Initially constructed at a cost of \$4.7 million with just over 14,000 permanent seats and grass seating for thousands more, the addition of Paulson Stadium elevated the fledgeling program. The site for numerous nationally televised games, including the 1989 Hugo Bowl on ESPN, permanent light fixtures were installed for the 1994 season. Every home game is aired by the ESPN family of networks, either online or on a linear broadcast.

The stadium is named for the late Allen E. Paulson, former founder and chairman of Gulfstream Aerospace, who donated

more than \$1 million toward construction of the facility.

In 2007, Georgia Southern University renamed the area surrounding the Stadium "Erk Russell Athletic Park" to honor the former Eagle coach.

The addition of the Ted Smith Family Football Center brought the nucleus of Eagle Football to the south end of campus. This building features the team locker room, weight room, training room, equipment room, team room, meeting rooms and a lobby with all six FCS national championship trophies.

Following the 2015 season, the grass playing surface of what is now Evans Family Field was removed to make way for a brand-new turf surface. New LED lights were installed in 2020. The turf was replaced in 2023.

Construction on the Anthony P. Tippins Family Training Facility, a \$12.5 million project, was completed next to the stadium in the summer of 2023.

A new, large Formetco video board was installed above the Smith Family Center for 2024. Additionally, a new ribbon board and a new sound system were installed that summer.

# EDWIN JACKSON

GEORGIA SOUTHERN FOOTBALL

1991-2018



Georgia Southern announced in February of 2018 that the walk-on tryouts for the program moving forward will be named in honor of Edwin Jackson, who died Feb. 4, 2018 in an automobile accident in Indianapolis.

Jackson went through the tryout process at Georgia Southern to earn a spot on the team and worked his way up to eventual starter before moving on to start in the NFL with the Indianapolis Colts.

As a junior in 2013, Jackson totaled a team-best 92 tackles, including a team-leading 13 stops in a 26-20 upset win against the University of Florida in The Swamp. He was voted team captain by his teammates and recorded a career-high 100 tackles as a senior in helping the Eagles win the Sun Belt Conference Championship in the school's inaugural year competing at the FBS level in 2014. He was awarded first-team All-Sun Belt honors for his performance on the field.

He was an undrafted free agent who went to the Arizona Cardinals' camp, but was one of the final cuts. He joined the Indianapolis Colts' practice squad in late 2015 and went on to start eight games at linebacker in 2016 for the Colts. He did not play in 2017 season due to an injury.

Jackson created the Edwin Jackson 53 Foundation, which holds football clinics, fitness camps and after-school programs for disadvantaged youth, and supports student athletes who do not have scholarships.

Information on the Edwin Jackson Memorial Walk-On Tryouts can be found on [GSEagles.com](http://GSEagles.com).



# 2025 COACHES AND STAFF

## CLAY HELTON

HEAD COACH // FOURTH SEASON AT GS // 66-43 OVERALL RECORD; 20-19 at GS

Clay Helton, who led USC to a Rose Bowl title in 2016, was named the 11th full-time head coach in the Georgia Southern modern football era on Nov. 2, 2021. He is in his fourth season as the Eagles' head coach.

In his first year in Statesboro, the Eagles knocked off Nebraska on the road for the school's second Power 5 win, beat a ranked James Madison team at home, and beat rival App State in double overtime to secure a bid to the Camellia Bowl. The Georgia Southern passing offense finished in the top five nationally in yards per game and transfer quarterback Kyle Vantrease broke numerous school and Sun Belt passing records - both single-season and career - in his lone year with the program.

In 2023, Helton once again led the Eagles to a bowl game, as well as wins over rivals Coastal Carolina and Georgia State. Fourteen players were named all-conference by various outlets, including linebacker Marques Watson-Trent who earned All-America honors from Phil Steele. Additionally, three players were named Freshman All-Americans and Khaleb Hood left Statesboro with nearly every receiving record.

The Eagles won eight games in 2024, including big wins over rivals App State, Georgia State, Marshall and James Madison, and were chosen for the R+L Carriers New Orleans Bowl.

Helton went 46-24 (.657) as the head coach of the USC Trojans with 12 victories over AP Top 25 teams,

including three in the Top 5 and four in the Top 10. He went 5-1 in a pandemic-shortened 2020 season and was 8-5 in 2019 with wins over No. 23 Stanford and No. 10 Utah. Helton went 11-3 in 2017 with wins over No. 14 Stanford twice (including in the Pac-12 Championship Game) and No. 23 Arizona, and went 10-3 in 2016 with wins over No. 4 Washington, No. 5 Penn State in a legendary Rose Bowl thriller and No. 21 Colorado.

Helton was the first USC head coach to have 10-win seasons in each of his first two full seasons, and he had more wins (21) in his first two full seasons than any USC coach. He led USC to a 13-game winning streak from 2016 to 2017 and a 13-game winning streak over Power 5 opponents from 2016 to 2017. He also had five Trojan players he coached taken in the first round of the NFL Draft, including No. 3 overall pick Sam Darnold and No. 8 overall pick Drake London.

His 2020 Trojans won their first five games in the COVID-19-shortened season and played in the Pac-12 Championship Game as the South Division representative, finishing 5-1 (USC opted out of a bowl game). In 2020, USC's passing offense ranked 11th nationally (first in Pac-12) at 319.3 as quarterback Kedon Slovis made All-Pac-12 first team while ranking in the national Top 20 in completions (first at 29.5), passing yards (sixth at 320.2), total offense (13th at 310.7) and completion percentage (18th at .670), all tops in the



Pac-12. Wide receiver Amon-Ra St. Brown also was an All-Pac-12 first-teamer. Offensive tackle Alijah-Vera Tucker made All-Pac-12 and was the Pac-12 offensive Morris Trophy winner (top lineman). USC's defense improved dramatically from the previous year, allowing 369.7 total yards (to 408.7 in 2019), including just 216.3 passing (to 246.2 in 2019). Safety Talanoa Hufanga was a consensus All-American first-teamer and the Pac-12 Defensive Player of the Year, and defensive lineman Marlon Tuipulotu made All-Pac-12 first team. Helton was released as the head coach of the Trojans after a 1-1 start to the 2021 season.

His 2019 Trojans won five of their final six regular-season games to go 8-5 overall and 7-2 in the Pac-12 South, qualifying for the Holiday Bowl. The Trojans gave Utah its only regular-season loss (for which he was named the Dodd Trophy Coach of the Week). Wide receiver Michael Pittman Jr. was a finalist for the Biletnikoff and Witten Awards, was in the national Top 20 in receptions, receiving yards, and receiving touchdowns. He caught 101 passes with 11 touchdowns, while fellow wideouts Amon-Ra St. Brown (77 catches) and Tyler Vaughns (74 catches) both had six touchdowns. True freshman quarterback Kedon Slovis, the Pac-12 Offensive Freshman of the Year, completed a school-record and NCAA freshman record 71.9% of his passes for a USC frosh record 3,502 yards with 30 touchdowns. Included in that total was a school-record 515 passing yards against UCLA (one of a USC record four games with 400-plus passing yards), to rank in the national Top 20 in completion percentage, passing yards, completions, passing efficiency, passing TD, and total offense. Jackson was an NFL Draft first-rounder, and Pittman went in the second round. USC's offense averaged 455 total yards, including a school-record 335 passing and 32 points a game.

His 2018 Trojans, which featured young players in key positions, went 5-7 overall, with the last four losses all by seven points or less. JT Daniels, who threw



*Coach Clay Helton and his wife, Angela.*

for 2,672 yards for USC just a season after graduating high school a year early, was just the second Trojan true freshman to start a season opener at quarterback. Wide receiver Amon-Ra St. Brown was just the fourth USC true freshman to lead the Trojans in season receptions (60), and defensive lineman Jay Tufele was a Freshman All-American first-teamer.

In 2017 while guiding USC's 125th team, Helton's Trojans were 11-3 (ranked 12th in the final AP poll) despite playing all 12 regular-season games without a bye. It was USC's most wins since 2008 and its first back-to-back 10-win seasons since 2007-08. He led USC to an 8-1 Pac-12 record and its first Pac-12 title since 2008 by winning the Pac-12 Championship Game and then playing in the Cotton Bowl Classic. Helton was the 2017 AP Pac-12 Coach of the Year and a finalist for the 2017 Paul "Bear" Bryant Coach of the Year Award. Tailback Ronald Jones II and outside linebacker Uchenna Nwosu were All-America first-teamers, quarterback Sam Darnold was a finalist for the Manning Award after setting USC's season passing yardage and total yardage records and was the third pick of the NFL Draft. USC's 484.1 yards of total offense in 2017 was its highest average since 2005, and the Trojans had at least 600 yards of total offense three times in 2017.

After his Trojans started 1-3 in 2016 in his first full season as head coach (all three losses were to AP Top 25 teams away from home), USC went on a nine-game winning streak to rise to a final No. 3 national AP ranking. They earned a berth in the Rose Bowl while playing a schedule ranked among the 10 most difficult in the nation. USC capped the season with an instant classic 52-49 at-the-gun victory over No. 5 Penn State in the Rose Bowl.

Under Helton's guidance in 2016, Adoreé Jackson was named the Thorpe Award winner, a consensus All-American first-teamer, the Pac-12 Defensive Player of the Year, and a finalist for the Hornung Award and Lott IMPACT Trophy (he also was an NFL first-round draft pick). Sam Darnold was a Manning Award finalist and a Freshman All-American, and both Zach Banner and Chad Wheeler were All-America first-team selections. USC's offense had at least 400 total yards in its final 10 games, while its defense held seven opponents to season lows in points. Helton was named a finalist for the 2016 Paul "Bear" Bryant Coach of the Year Award and won the Football Writers First Year Co-Coach of the Year Award.

After starting the 2015 season as the offensive coordinator and quarterbacks coach, Helton was named USC's permanent head coach for two post-season games on Nov. 30 of that year. He had the interim head coaching title that he had held since Oct. 12 (for USC's final seven regular-season games) removed. Helton guided the 2015 Trojans to five wins in the final six regular-season games (including victories over No. 3 Utah and No. 22 UCLA), the co-championship of the challenging Pac-12 South Division, a berth in the Pac-12 Championship Game, and a trip to the Holiday Bowl.



As the coordinator of USC's offense in 2015, quarterback Cody Kessler was named a finalist for the Ubitas Award and was an NFL Draft third-round pick, ranked in the national Top 20 in completion percentage, passing touchdowns, and passing efficiency. Kessler ended his career in USC's career top four in touchdown passes, completions, passing yards, and total offense. All-Pac-12 first-team wide receiver JuJu Smith-Schuster was in the Top 20 nationally in receiving yards, receiving touchdowns, and receptions. Tailbacks Justin Davis and Ronald Jones II each had 900-plus yard rushing seasons.

Helton joined the USC staff in February of 2010 as the quarterbacks coach after spending 10 seasons as an assistant at Memphis. He added the passing game coordinator role in 2012 and became the offensive coordinator in 2013.

In 2014, quarterback Cody Kessler had the most efficient passing season in USC history (69.7%, 39 TDs, five interceptions) while setting USC season records for completions (315), completion percentage (69.7), passing efficiency (167.1), and interception rate (1.11). He also threw a school-record seven touchdown passes against Colorado and six against Notre Dame. USC's offense ranked in the national Top 25 in passing efficiency, passing offense, third-down conversions, and

scoring offense in 2014. USC played in the 2014 Holiday Bowl.

In 2013, he served as USC's interim head coach in its victory over Fresno State in the Las Vegas Bowl. The Trojan offense was in the national Top 25 in red zone scoring. In 2012, quarterback Matt Barkley won the Wuerrfel Trophy, and he was also a finalist for the Manning Award, Ubitas Golden Arm Award, Senior CLASS Award, and ARA Sportsmanship Award. Barkley became the Pac-12 career record holder for passing yards, completions, touchdowns, and total offense en route to becoming a fourth-round pick in the 2013 NFL Draft. USC played in the 2012 Sun Bowl.

In 2011, Barkley was a Manning Award and Wuerrfel Trophy finalist as he set the Pac-12 season record for TD passes with 39 and finished sixth in the Heisman Trophy voting.

Helton began his 10-year (2000-09) Memphis career as the running backs coach for three seasons, then coached the Tigers' receivers for the next four seasons before becoming the offensive coordinator and quarterbacks coach for the final three years. He served as Memphis' interim head coach for several months in early 2006 when head coach Tommy West had off-season heart surgery.

Among the Tigers' running backs he tutored was school rushing/scoring/all-purpose running record holder DeAngelo Williams, who finished seventh in the Heisman Trophy voting in 2005 and was an NFL first-round selection. As the receivers coach, he produced a pair of Conference USA All-Freshman picks in Maurice Jones (2005) and Duke Calhoun (2006) and the school's No. 4 all-time receptions leader in Ryan Scott. In 2003, Memphis set school season records for receptions and receiving yardage.

As the Tigers' offensive coordinator and quarterbacks coach, the 2007 and 2008 offenses were among the top six in school history in total yards and points. Both squads were ranked in the top 26 nationally in total offense. Quarterback Martin Hankins became Memphis' No. 2 career passer and set single-season records for completions, passing yards, and touchdown passes in 2007. In 2009, Curtis Steele had his second consecutive season with 1,000 rushing yards, Calhoun became the school's all-time leading receiver, and Carlos Singleton set the career mark for receiving touchdowns.

During Helton's time, Memphis played in five bowls: the 2003 and 2007 New Orleans Bowls, 2004 GMAC Bowl, 2005 Motor City Bowl, and 2008 St. Petersburg Bowl. Helton was hired as the offensive coordinator and quarterbacks coach at Arkansas State after the 2009 season but was there just two months before leaving for USC.

Before Memphis, he was the running backs coach at Houston, his alma mater, for three seasons (1997-99), working under his father, head coach Kim Helton.

He began his coaching career at Duke, serving as a graduate assistant in 1995 and then the running backs coach in 1996.

Helton played quarterback at Houston in 1993 and 1994, playing for his father both seasons and captaining the Cougars as a 1994 senior. He spent 1991 and 1992 at Auburn, where he earned 1992 SEC All-Academic honors. He redshirted there in 1990.

Helton earned his bachelor's degree in mathematics and interdisciplinary science from Houston in 1994 and prepped at Clements High in Sugar Land, Texas.

Helton was born on June 24, 1972, in Gainesville, Florida. He and his wife, Angela, have three children: sons Reid and Turner and daughter Aubrey. Besides being Houston's head coach from 1993 to 1999, his father, Kim, was an assistant in college (Florida, Miami, and Alabama Birmingham), the NFL (Tampa Bay Buccaneers, Houston Oilers, Los Angeles Raiders, Washington Redskins), and the CFL (Toronto Argonauts) following his playing career at Florida. His brother, Tyson, was the quarterbacks coach and pass game coordinator at USC (2016-17) until becoming Tennessee's offensive coordinator in 2018 and is now the head coach at Western Kentucky.



## THE HELTON FILE

**CAREER RECORD: 66-43 (10TH FULL SEASON)**

**GEORGIA SOUTHERN RECORD: 20-19 (FOURTH SEASON)**

### PERSONAL

Hometown: Sugar Land, Texas

Born: June 24, 1972 in Gainesville, Fla.

College: Houston (1994; mathematics and interdisciplinary science)

Family: wife, Angela; sons, Reid and Turner; daughter, Aubrey

### PLAYING EXPERIENCE

Auburn (1991-1992); Houston (1993-1994)

### COACHING EXPERIENCE

1995	Duke	Graduate Assistant	
1996	Duke	Running Backs	
1997	Houston	Running Backs	
1998	Houston	Running Backs	
1999	Houston	Running Backs	
2000	Memphis	Running Backs	
2001	Memphis	Running Backs	
2002	Memphis	Running Backs	
2003	Memphis	Receivers	New Orleans
2004	Memphis	Receivers	GMAC
2005	Memphis	Receivers	Motor City
2006	Memphis	Receivers	
2007	Memphis	Offensive Coordinator/Quarterbacks	New Orleans
2008	Memphis	Offensive Coordinator/Quarterbacks	St. Petersburg
2009	Memphis	Offensive Coordinator/Quarterbacks	
2010	USC	Quarterbacks	
2011	USC	Quarterbacks	
2012	USC	Passing Game Coordinator/Quarterbacks	Sun
2013	USC	Offensive Coordinator/Quarterbacks *	Las Vegas
2014	USC	Offensive Coordinator/Quarterbacks	Holiday
2015	USC	Offensive Coordinator/Quarterbacks/Head Coach #	Holiday
2016	USC	Head Coach (10-3)	Rose
2017	USC	Head Coach (11-3)	Cotton
2018	USC	Head Coach (5-7)	
2019	USC	Head Coach (8-5)	Holiday
2020	USC	Head Coach (5-1)	
2021	USC	Head Coach (1-1)	
2022	GS	Head Coach (6-7)	Camellia
2023	GS	Head Coach (6-7)	Myrtle Beach
2024	GS	Head Coach (8-5)	New Orleans

\* - 1-0 as USC's interim head coach for bowl game

# - 5-2 as USC's interim head coach for final 7 games of regular season and 0-2 as permanent head coach in postseason

### ACCOMPLISHMENTS AND HONORS

Pac-12 Championship (2017)

Three-time Pac-12 South Division (2015, 2017, 2020)

Rose Bowl Champions (2016)

2017 AP Pac-12 Coach of the Year

Two-time Paul "Bear" Bryant Coach of the Year Award Finalist

2016 Football Writers First-Year Co-Coach of the Year Award

### PROMINENT PUPILS

Sam Darnold (QB; 1st round draft pick [3rd overall] - New York Jets; 2018)

Drake London (WR; 1st round draft pick [8th overall] - Atlanta Falcons; 2022)

Alijah-Vera Tucker (OL; 1st round draft pick [14th overall] - New York Jets; 2021)

Adoreé Jackson (CB; 1st round pick [18th overall] - Tennessee Titans; 2017)

Austin Jackson (OL; 1st round pick [18th overall] - Miami Dolphins; 2020)

DeAngelo Williams (RB; 1st round draft pick [27th overall] - Carolina Panthers; 2006)

Ronald Jones II (RB; 2nd round draft pick - Tampa Bay Buccaneers; 2018)

Uchenna Nwosu (LB; 2nd round draft pick - Los Angeles Chargers; 2018)

Michael Pittman Jr. (WR; 2nd round draft pick - Indianapolis Colts; 2020)

Juju Smith-Schuster (WR; 2nd round draft pick - Pittsburgh Steelers; 2017)

Rasheem Green (DL; 3rd round draft pick - Seattle Seahawks; 2018)

Cody Kessler (QB; 3rd round draft pick - Cleveland Browns; 2016)

Matt Barkley (QB; 4th round draft pick - Philadelphia Eagles; 2013)

Amon-Ra St. Brown (WR; 4th round draft pick - Detroit Lions; 2021)

Jay Tufele (DL; 4th round draft pick - Jacksonville Jaguars; 2021)

## RYAN APLIN

OFFENSIVE COORDINATOR/QUARTERBACKS // FOURTH SEASON



Two-time Sun Belt Conference Student-Athlete of the Year Ryan Aplin is in his fourth year as at Georgia Southern. Aplin, who most recently spent the 2021 season as the running backs coach at Arkansas State, is in his second year as the offensive coordinator and quarterbacks coach after serving the previous two seasons as the tight ends and inside receivers coach as well as the pass game coordinator for Clay Helton's offensive staff.

Aplin took over the Eagle offense in 2024 and put his mark on the squad quickly. Jalen White scored 13 rushing touchdowns and JC French set the school record for completion percentage in a season as four players went on to earn all-conference honors.

The 2022 season was a record-breaking one for Aplin as he helped transform the Eagle offense into an aerial threat. Georgia Southern broke just about every passing record under all-conference quarterback Kyle Vantreese, who finished the year with 4,253 passing yards and 27 touchdowns. Three receivers had over 700 yards apiece, including Khaleb Hood who broke the school's single-season receptions (87) and yardage (925) marks.

In 2023, the Eagle passing offense was once again stout as it finished in the top 20 nationally in passing yards per game. Hood set just about every receiving record in the books, breaking his own marks from 2022 and JJay McAfee posted a new school record for catches in a season by a tight end.

At Arkansas State, where he led the Red Wolves to conference titles in 2011 and 2012 as a player, he coached the running backs in 2021. Prior to returning to his alma mater, he was the co-offensive coordinator and running backs coach at Western Kentucky.

Following his playing career at A-State, Aplin made coaching stops at Auburn (2014-15), North Alabama (2016, 2018-19), UT Chattanooga (2018-19), WKU (2020) and Arkansas State (2021).

Aplin's lone season with the Hilltoppers saw him help lead the program to an appearance in the LendingTree Bowl while serving as co-offensive coordinator and running backs coach.

Prior to WKU, Aplin was North Alabama's offensive coordinator and quarterbacks coach in 2018 and 2019. In his final season, UNA averaged 285 passing yards per game as the team eclipsed the 3,000-yard mark over the 11-game season.

North Alabama assembled a 7-3 record in the program's first season competing at the Football Championship Subdivision (FCS) level in 2018, the first year of Aplin's second stint with program.

Aplin was previously North Alabama's wide receivers coach in 2016, then took a position as the wide receivers coach at Chattanooga in 2017. The Lions' 2016 campaign saw them compile an 11-2 record, claim the Gulf South Conference and Super Region 2 championships and advance to the NCAA Division II National Championship game.

Prior to his first stop at UNA, Aplin served as a graduate assistant coach at Auburn for two years from 2014-15 while earning a master's degree in adult education. He spent the 2013 season as a football offensive intern at Ole Miss.

A Tampa, Florida, native, Aplin was twice named the Sun Belt Conference Player of the Year in 2011 and 2012 when the Red Wolves won back-to-back league titles. The three-time first-team all-conference player was also MVP of the 2013 GoDaddy Bowl. The former quarterback still holds the school records for career total offense (12,514 yards), completions (906) and passing yards (10,758), while his 67 touchdown passes stand as the second most.

Aplin earned his bachelor's degree in exercise science from Arkansas State University in 2012. He is married to the former Victoria Price of Fleming Island, Florida, and they have two sons, Maverick and Hawkins, and two daughters, Naomi and Ivy.

### THE APLIN FILE

#### PERSONAL

Hometown: Tampa, Fla.  
 Born: May 8, 1990 in Tampa, Fla.  
 College: Arkansas State (2012); Auburn (2015)  
 Family: wife, Victoria; sons, Maverick, Hawkins; daughters, Naomi, Ivy

#### PLAYING EXPERIENCE

Arkansas State (2008-12)

#### COACHING EXPERIENCE

2024- Georgia Southern (OC/quarterbacks)  
 2022-23 Georgia Southern (TEs/inside WRs/pass game coord.)  
 Arkansas State (RBs)  
 2021 Western Kentucky (co-OC/RBs)  
 2020 North Alabama (OC/QBs)  
 2017 Chattanooga (WRs)  
 2016 North Alabama (WRs)  
 2014-15 Auburn (G.A.)  
 2013 Ole Miss (offensive intern)

#### COLLEGE BOWL EXPERIENCE

##### COACH

2024 New Orleans (GS vs. Sam Houston)  
 2023 Myrtle Beach (GS vs. Ohio)  
 2022 Camellia (GS vs. Buffalo)  
 2020 LendingTree (WKU vs. Georgia State)  
 2016 **NCAA D2 National Runner-Up** (UNA)  
 2015 Birmingham (Auburn vs. Memphis)  
 2014 Outback (Auburn vs. Wisconsin)

##### PLAYER

2012 GoDaddy.com (A-State vs. Kent State)  
 2011 GoDaddy.com (A-State vs. N. Illinois)

#### PROMINENT PUPILS

Sammie Coates (WR): Pittsburgh Steelers  
 Evan Ingram (TE): Jacksonville Jaguars  
 Ricardo Louis (WR): Cleveland Browns  
 Nick Marshall (QB): Jacksonville Jaguars  
 La'Quan Treadwell (WR): Jacksonville Jaguars  
 CJ Uzomah (TE): New York Jets  
 Bo Wallace (QB): Kansas City Chiefs



The Aplin Family: Coach Ryan Aplin and his wife, Victoria, along with (l-r): Ivy, Maverick, Hawkins and Naomi.

## BRANDON BAILEY

DEFENSIVE COORDINATOR/SAFETIES // THIRD SEASON

X @COACH\_BBAILY

Georgia Southern alum Brandon Bailey serves as the defensive coordinator and safeties coach for the Eagle football program. He came to Statesboro after a successful debut season as a defensive coordinator and safeties coach for the University of Buffalo.

In his first season in Statesboro, he led a defense that saw a marked improvement across the board both nationally and in the Sun Belt. The defense finished in the top 30 nationally in passes intercepted, defensive touchdowns and tackles for loss. Leading the linebackers, Marques Watson-Trent was named an All-American by Phil Steele after posting 122 tackles on the season.

In 2024, the defense produced four all-conference selections, including Watson-Trent, who was named the Sun Belt Defensive Player of the Year. As a group, the Eagles ranked first in the Sun Belt in red zone defense and fourth down defense in conference games.

Bailey, the youngest defensive coordinator in the FBS in 2022, led a UB defense that ranked fourth in the MAC in scoring. Buffalo forced 28 turnovers on the season, over twice as many as the previous year, and the Bulls finished second in the FBS with 15 fumbles recovered and tied for the league lead in interceptions with 13. The 28 takeaways were the seventh-most in the country. Safety Marcus Fuqua tied for the national lead in interceptions with seven en route to being named to the Associated Press All-America Third Team.

Three members of Buffalo's defense were named All-MAC, including linebacker Shaun Dolac who was a first-team selection after totaling 147 tackles, third in program history for a single season. He led the nation with a school-record 97 solo stops.

Prior to arriving at UB, Bailey spent three seasons as a defensive assistant at Texas A&M, working with defensive coordinator Mike Elko who was later hired as Duke's head coach.

Bailey was part of a staff whose defense was not only one of the best in the SEC but also nationally. Each of his final two seasons at Texas A&M, the Aggies ranked third in the SEC in total defense. In 2021, Texas A&M ranked 14th in the nation in total defense.

In 2020, the Aggies went 9-1 and defeated North Carolina in the Capital One Orange Bowl. Texas A&M finished ranked fourth in the nation that season. In 2021, Texas A&M went 8-4 and was selected to play in the TaxSlayer Gator Bowl. However due to COVID protocol they were unable to participate in the game.

Prior to Texas A&M, Bailey served as defensive backs coach at Arkansas-Monticello in 2018. He was the defensive play caller for the final seven games of the season. The Boll Weevils went 5-2 over that seven-game stretch.

In 2017, he served as co-defensive coordinator and linebackers coach at Richmond Hill High School in Georgia. Bailey spent one season as a defensive graduate assistant at Tulane in 2016.

Bailey graduated Cum Laude from Georgia Southern University in May 2016, where he received his bachelor's degree in health and physical education. He worked with the Eagle football program as a student assistant while attending school.

He is married to the former C.C. Rohrer of Statesboro, Georgia. They have a daughter, Brighton Carolyn.



### THE BAILEY FILE

#### PERSONAL

Hometown: Perry, Ga.  
 Born: Aug. 19, 1994 in Macon, Ga.  
 College: Georgia Southern (2016)  
 Family: wife, C.C.;  
 daughter, Brighton Carolyn

#### COACHING EXPERIENCE

2024- Georgia Southern (DC/safeties)  
 2023 Georgia Southern (DC/linebackers)  
 2022 Buffalo (DC/defensive backs)  
 2020 Texas A&M (defensive analyst)  
 2019-20 Texas A&M (G.A.)  
 2018 Arkansas-Monticello (defensive backs)  
 2017 Richmond Hill (Ga.) HS (Co-DC/LBs)  
 2016 Tulane (G.A.)

#### COLLEGE BOWL EXPERIENCE

2024 New Orleans (GS vs. Sam Houston)  
 2023 Myrtle Beach (GS vs. Ohio)  
 2022 Camellia (UB vs. Georgia Southern)  
 2021 Gator (Texas A&M; canceled due to COVID)  
 2020 Orange (Texas A&M vs. North Carolina)  
 2019 Texas (Texas A&M vs. Oklahoma State)

#### PROMINENT PUPILS

Shaun Dolac (LB) - Buffalo All-American  
 Marcus Fuqua (LB) - Buffalo All-American  
 Marques Watson-Trent (LB) - GS All-American



The Bailey Family: Coach Brandon Bailey and his wife, C.C., along with Brighton Carolyn.

## CED DOUGLAS

DEFENSIVE LINE // FIRST SEASON

X@THESAMARACOACH

Ced Douglas, who has over a decade of collegiate coaching experience and has coached in three bowl games, while winning one conference championship, serves as the defensive line coach for the Georgia Southern football program.

Douglas arrived in Statesboro by way of Utah State, having spent the 2024 season as the defensive line coach and defensive run game coordinator for the Aggies. He helped Utah State finish fourth in the Mountain West in sacks, tackles for loss and interceptions last season. He also coached two all-conference selections in edge rusher Cian Sloane and defensive tackle Gabriel Iniguez Jr.

Prior to his time in Utah, Douglas coached the defensive line at Buffalo for three seasons, the first two with current Georgia Southern defensive coordinator Brandon Bailey. During the 2023 season, Douglas helped coach a Bulls defense that allowed just 187.2 passing yards per game to rank 21st in the nation.

During the 2022 season, Buffalo won just its third bowl game in program history with a victory against Georgia Southern in the Camellia Bowl. Defensively, the Bulls scored three touchdowns during the season to rank 12th in the nation. Buffalo also allowed opponents to convert just 35.6 percent of its third downs, which ranked 41st in the nation. Following the 2022 season with the Bulls, Douglas was selected to participate in the 35 Under 35 Coaches Leadership Institute.

The Bulls had an aggressive defensive line in 2021 under Douglas, ranking second in the Mid-American Conference (MAC) in sacks per game (3.1). In Buffalo's win over Akron, the Bulls had a program-record 11.0 sacks, including a school-record 3.5 sacks by one defensive lineman, breaking Khalil Mack's school record. In 2021, defensive tackle Daymond Williams was named second team All-MAC as he led the Bulls and ranked sixth in the conference with 6.5 sacks, while adding 46 tackles and 10.5 tackles for loss.

Prior to his time in New York, Douglas coached defensive line at Massachusetts for two seasons. Douglas worked with a youthful defensive line throughout the 2019 season, that featured 13 different starters due to injuries. In total, the defensive line accounted for 215 tackles during the year, including 22.0 TFLs. Before that, he spent two

years in the Sun Belt at Arkansas State where he was a graduate assistant working with the defensive line. He helped the Red Wolves make back-to-back bowl games in 2017 and 2018, and also coached Ja'Von Rolland-Jones and Ronheen Bingham to Sun Belt Player of the Year and Sun Belt Defensive Player of the Year, respectively.

Douglas spent the 2016 season as defensive line coach and academic liaison at Hutchinson Community College in Kansas. That year, the Blue Dragons ranked 12th in the nation in scoring defense (18.0 ppg), 10th in total defense (242.0 ypg) and 13th in rushing defense (91.0 ypg). Hutchinson's defense also led the conference and ranked 14th nationally in sacks with 44, and the defensive line accounted for 24.5 of those to go along with 74.5 tackles for loss.

Douglas went to Hutchinson after serving as the tight ends coach and recruiting coordinator at Coffeyville Community College in Kansas in 2015.

The 2013 and 2014 seasons saw Douglas coach at Ave Maria University in Florida in multiple roles. Working as the running backs and return specialist coach in 2013, Douglas was part of the staff that achieved the program's first winning season while also being recognized as the NAIA Independent Conference champions. In 2013, Douglas tutored USCAA All-America running back Scott Jones, who led the team with 12 rushing touchdowns, while the kick return unit averaged 23.2 yards per attempt. Douglas was promoted to recruiting coordinator in 2014 and moved from running backs coach to wide receivers coach. The 2014 season saw his receiving corps post over 2,200 receiving yards and 20 touchdowns, both of which led the conference.

Douglas began his coaching career at Lincoln High School in the fall of 2012, operating as the varsity outside linebackers and running backs coach.

Douglas played outside linebacker at Northern Michigan from 2007-11, appearing in 35 games as an outside linebacker and defensive end, while recording 89 tackles, 9.0 sacks and two interceptions. He graduated from the university with a degree in secondary education in 2011.

He and his wife, Emily, have a daughter, Samara, and a son, Tripp.



### THE DOUGLAS FILE

#### PERSONAL

Hometown: Ypsilanti, Mich.  
 Born: Sept. 12, 1989 in Ypsilanti, Mich.  
 College: Northern Michigan (2011)  
 Family: wife, Emily; daughter Samara; son, Tripp

#### PLAYING EXPERIENCE

Northern Michigan (2007-11)

#### COACHING EXPERIENCE

2025-	Georgia Southern (defensive line)
2024	Utah State (defensive line)
2021-23	Buffalo (defensive line)
2019-20	UMass (defensive line)
2017-18	Arkansas State (G.A.)
2016	Hutchinson CC (defensive line)
2015	Coffeyville CC (tight ends)
2014	Ave Maria (receivers/recruiting coord.)
2013	Ave Maria (running backs)
2012	Lincoln HS (outside LBs/running backs)

#### COLLEGE BOWL EXPERIENCE

COACH	
2022	Camellia (Buffalo vs. Georgia Southern)
2018	Arizona (A-State vs. Nevada)
2017	Camellia (A-State vs. Middle Tennessee)

#### PROMINENT PUPILS

XXXX



The Douglas Family: Coach Ced Douglas and his wife, Emily, along with Samara and Tripp.

## ALEX GARWIG

LINEBACKERS // FIRST SEASON

Alex Garwig, who has experience at five Power 4 schools, serves as the linebackers coach for the Georgia Southern football program. He came to Statesboro in 2025 after working at Texas A&M and Duke under defensive mastermind Mike Elko.

Garwig has had stops at Texas A&M, Duke, Ole Miss, UMass, Maryland and Michigan during his young career, working exclusively on the defensive side of the ball. He has worked under some of the top names in the college football landscape, including Lane Kiffin, Elko, Pete Lembo, DJ Durkin, Tyler Santucci, Coleman Hutzler, Jay Bateman and Matt Barnes.

In 2024, he was a senior defensive analyst at Texas A&M, working with a strong linebacker group that helped lead the Aggies to a national ranking and a trip to the Las Vegas Bowl.

In 2023, he was a senior defensive analyst for a Duke team that had one of the best seasons in program history. He worked with the safeties and nickels in Durham for a defense that finished first in the ACC in scoring defense and third in red zone defense.

In 2022, he had his first stop in College Station as he served as a defensive analyst for the Aggies and worked with the linebackers. He assisted with game-planning and positional development during his short stint with the Aggies. He helped coach Edgerrin Cooper, who went on to be a second-round NFL Draft pick by Green Bay in 2024 and earned All-America honors.

Before that, he worked at Ole Miss for two seasons as a senior defensive analyst with the linebackers. During his time in Oxford, Ole

Miss posted an overall record of 15-8, including an appearance in the 2021 Sugar Bowl. There, he mentored both Chance Campbell and Mark Robinson, a pair of linebackers who went on to be taken in the NFL Draft. He spent the 2019 season at UMass as a graduate assistant, working with the nickels and sam linebackers.

Garwig's three previous three seasons came at Maryland. In 2018, Garwig guided the Terrapins' nickelbacks in all facets, including planning meetings and practices, while also ensuring players were on track with academic responsibilities. Antoine Brooks, Jr. was named All-Big Ten second team and as a whole, Maryland's scoring defense moved up 41 spots in the FBS rankings from the previous season. His three-year stint in College Park also saw Garwig contribute to game planning, opponent breakdowns, playbook organization and press box scouting on game days.

While an undergraduate student at Michigan, Garwig spent three years assisting the football program in several capacities. Among his other responsibilities, Garwig broke down game and practice film, supervised student managers and assisted coaches in evaluating prospects.

Garwig was on staff as the Wolverines reached the Buffalo Wild Wings Bowl in 2013 and the Citrus Bowl in 2015.

A native of Upper St. Clair, Pennsylvania, Garwig earned his undergraduate degree in sport management from Michigan in 2015. He added a master's of professional studies in 2018 while at Maryland.

@ALEXGARWIG



### THE GARWIG FILE

#### PERSONAL

Hometown: Upper St. Clair, Pa.  
 Born: May 31, 1994 in Upper St. Clair, Pa.  
 College: Michigan (2015), Maryland (2018)

#### COACHING EXPERIENCE

2025- Georgia Southern (linebackers)  
 2024 Texas A&M (senior defensive analyst)  
 2023 Duke (senior defensive analyst)  
 2022 Texas A&M (defensive analyst)  
 2020-21 Ole Miss (senior defensive analyst - linebackers)  
 2019 UMass (G.A.)  
 2016-18 Maryland (G.A.)  
 2013-15 Michigan (defensive coaching intern)

#### COLLEGE BOWL/PLAYOFF EXPERIENCE

**COACH**  
 2024 Las Vegas (TAMU vs. USC)  
 2023 Birmingham (Duke vs. Troy)  
 2021 Sugar (Ole Miss vs. Baylor)  
 2020 Outback (Ole Miss vs. Indiana)  
 2016 Quick Lane (Maryland vs. BC)  
 2015 Citrus (Michigan vs. Florida)  
 2013 Buffalo Wild Wings (Michigan vs. K-State)

#### PROMINENT PUPILS

Antoine Brooks Jr. (DB) - Pittsburgh Steelers  
 Chance Campbell (LB) - Tennessee Titans  
 Jermaine Carter (LB) - Carolina Panthers  
 Edgerrin Cooper (LB) - Green Bay Packers  
 Mark Robinson (LB) - Pittsburgh Steelers



## BJ JOHNSON

OUTSIDE RECEIVERS // THIRD SEASON

X @BJJOHNSON

BJ Johnson, who was one of the best wide receivers ever to play at Georgia Southern, serves as the outside receivers coach for the Eagle football program, a position he assumed for the 2023 season. He came to Statesboro after one season as an assistant coach at Gardner-Webb, taking over responsibility for the team's receivers in February 2022.

In 2023, Johnson helped mentor several receivers who had big years, including record-setting Khaleb Hood (101 receptions, 948 yards, five TDs) and Derwin Burgess Jr. (74 receptions, 813 yards, six TDs). The Eagle passing offense finished in the top 20 nationally in passing yards per game. Burgess Jr. went on to earn All-Sun Belt honors in 2024 while six receivers had at least 20 receptions with Josh Dallas leading the way with six touchdown catches.

In his year at G-W, Johnson helped lead the Runnin' Bulldogs to the program's first title in 19 seasons as they advanced to the second round of the FCS Playoffs. A pair of Johnson's receivers - TJ Luther and Cutrell Haywood - were both named first-team All-Big South honors while Luther was named a third-team All-American by Phil Steele.

Luther flourished under Johnson, hauling in 63 passes for 1,166 yards and eight touchdowns in 13 games - averaging 18.5 yards per reception. He had seven games with at least 100 yards receiving in 2022, paced by a five-catch, 188-yard outing at Coastal Carolina.

Luther, who is only the third receiver in the program's Division I era to post a 1,000-yard season, accepted an invitation to play in the prestigious NFLPA Collegiate Bowl in advance of the NFL Draft.

Haywood had a career-best year as well, catching 78 passes for 775 yards and seven touchdowns. He led the Big South in receptions and posted six of his seven touchdowns against Big South opposition.

Prior to his stint at Gardner-Webb staff, Johnson spent a season on the sidelines at Texas Tech, where he spent one year as an offensive graduate assistant with the Red Raiders' inside receivers and

tight ends.

The Woodruff, South Carolina, native was part of an offensive staff that helped the program to seven wins and a 34-7 win over Mississippi State in the Liberty Bowl last season. Texas Tech averaged 416.4 yards of total offense per game and scored 30.3 points per game.

Johnson spent the 2020 season in the PAC-12 at Colorado, serving as a defensive graduate assistant. He helped the Buffaloes to a 4-2 record and a berth in the Valero Alamo Bowl during his time in Boulder.

Prior to his move to the FBS ranks, Johnson spent the 2019 season at Division II Savannah State as the receivers coach. Johnson helped the Tigers to a 7-3 mark, which was the program's first winning campaign in 22 years.

Savannah State finished the 2019 season with a perfect 5-0 mark in the SIAC.

Johnson was a volunteer coach at Woodruff (S.C.) High, his alma mater, after a strong college career at Georgia Southern.

As a receiver for the Eagles, caught 93 balls for 1,338 yards and six touchdowns from 2013-2016, averaging 14.4 yards per catch for the Eagles. He helped Georgia Southern to a 2015 GoDaddy Bowl win over Bowling Green and was voted to the program's 40th Anniversary Team as one of the four receivers to make the squad. He graduated with a degree in sport management from Georgia Southern in May of 2016.

After his college career, Johnson signed a free agent deal with the San Francisco 49ers and made the team before a hamstring injury on the first week of the 2017 regular season cut his career short.

Johnson played prep football at Woodruff High, earning all-state honors twice after catching 165 passes for 2,780 yards and 30 touchdowns during a stellar career.



### THE JOHNSON FILE

#### PERSONAL

Hometown: Woodruff, S.C.  
 Born: Feb. 22, 1993 in Greenville, S.C.  
 College: Georgia Southern (2016)

#### PLAYING EXPERIENCE

Georgia Southern (2013-16)  
 San Francisco 49ers (2017)

#### COACHING EXPERIENCE

2023- Georgia Southern (outside receivers)  
 2022 Gardner-Webb (wide receivers)  
 2021 Texas Tech (G.A.)  
 2020 Colorado (G.A.)  
 2019 Savannah State (wide receivers)

#### COLLEGE BOWL/PLAYOFF EXPERIENCE

**COACH**  
 2024 New Orleans (GS vs. Sam Houston)  
 2023 Myrtle Beach (GS vs. Ohio)  
 2022 FCS Second Round (Gardner-Webb)  
 2021 Liberty (Texas Tech vs. Mississippi State)  
 2020 Alamo (Colorado vs. Texas)

#### PLAYER

2015 GoDaddy (GS vs. Bowling Green)  
 2012 FCS Semifinals (Georgia Southern)

#### PROMINENT PUPILS

TJ Luther (WR) - FCS All-American at G-W



## ZACH LANKFORD

OFFENSIVE LINE/RUN GAME COORDINATOR // SECOND SEASON

X @COACHLANKFORD

Zach Lankford serves as the offensive line coach and run game coordinator for the Georgia Southern offense. Lankford came to Statesboro after five seasons at Western Kentucky, the final two as the co-offensive coordinator and offensive line for a high-powered Hilltopper offense.

In his first year with the Eagles, three players were named all-conference, including Bryson Broadway who was named to Phil Steele's first team. Pichon Wimbley and Caleb Cook were also honored by various outlets for their play in 2024.

Lankford returned to WKU in February 2019 for his second stint with the Hilltoppers, this time as the tight ends coach. He moved to an offensive quality control coach in 2021 before being elevated in 2022 to the co-offensive coordinator and offensive line coach.

In his first year as offensive line coach, Lankford mentored a unit that finished the year 14th in the country in sacks allowed with just 14. That number was also second-best in Conference USA. Tackle Gunner Britton finished the year as an All-Conference USA Second-Team performer, and three more offensive linemen were named honorable mention by the league.

Tight end Joshua Simon followed up an impressive freshman campaign with another productive season, ranking third on the Hilltoppers with 33 receptions for 370 yards, while his three scores stood second. Under Lankford's tutelage, Simon pushed his career marks to 63 catches for 800 yards and seven touchdowns in his first two years on The Hill.

In 2023, receiver Malachi Corley was named to CUSA's All-Conference First Team after his outstanding year. Corley racked up 984 yards receiving on 79 receptions and a conference-leading 11 touchdown grabs. Those 79 catches helped him break the WKU program record for career receptions, with his total standing at 259. He also ranks second in WKU history with 29 touchdown receptions and third in receiving yards with 3,033. Senior quarterback Austin Reed (3,340 yards, 31 TDs) and junior offensive lineman Vincent Murphy were given C-USA All-Conference honorable mention honors after helping lead an offense that averaged over 400 yards per game.

In his first season on The Hill as a full-time coach, Lankford helped develop a tight end group that, in the past, has been the focal point of the WKU offense. In his true freshman campaign, Simon recorded 30 receptions for 430 yards and four touchdowns, which helped him be named to the Midseason FWAA Freshman All-America Watch List and Conference USA All-Freshman Team.

During the 2019 bowl season, Simon was the only tight end in the nation with a 100-yard receiving game, as the true freshman had 106 yards vs. Western Michigan in the First Responder Bowl.

Lankford spent three seasons at WKU from 2014-16. His time coincided with three consecutive bowl victories and two consecutive Conference USA championships.

In his first stint, Lankford assisted with the offensive line and helped to develop one of the program's all-time greatest offensive line groups in 2015 and 2016. Those two units were also roundly considered some of the nation's best, with starters Forrest Lamp, Brandon Ray, Max Halpin, and Darrell Williams leading the charge.

Lankford then spent the 2017 and 2018 seasons as the program's offensive line coach at Faulkner University.

Before coming to WKU, Lankford served as the Associate Director of Recruiting and Player Development at UAB, managing the program's on-campus recruiting efforts and high school relations. Lankford was also a stand-out tight end for the Blazers, completing his playing career in 2009.

Lankford entered the coaching profession at Reinhardt University (NAIA), where he was an offensive intern and tight ends coach. Following a season there, he moved on to Georgia Military College (NJCAA) as the offensive line and tight ends coach.

Lankford earned his bachelor's degree in history at UAB in 2010 after a four-year playing career for the Blazers.

As a player, Lankford appeared in 39 games overall after a high school career that included a Georgia Class 7-A AAAA championship in 2004.

He is married to the former Anna Crabb, and the couple has one son, Jack, and one daughter, Vada.



### THE LANKFORD FILE

#### PERSONAL

Hometown: Dacula, Ga.  
 Born: Nov. 21, 1986 in Atlanta  
 College: UAB (2010)  
 Family: wife, Anna; son, Jack; daughter, Vada

#### PLAYING EXPERIENCE

UAB (2006-09)

#### COACHING EXPERIENCE

2024- Georgia Southern (OL/run game coord.)  
 2022-23 Western Kentucky (co-OC/offensive line)  
 2021 Western Kentucky (off. quality control)  
 2019-20 Western Kentucky (tight ends)  
 2017-18 Faulkner (offensive line)  
 2015-16 Western Kentucky (off. quality control)  
 2014 Western Kentucky (G.A.)  
 2013 UAB (Assoc. Dir. of Recruiting/Player Devel.)  
 2012 Ga. Military (offensive line)  
 2011 Rheinhardt (tight ends)

#### COLLEGE BOWL/POSTSEASON EXPERIENCE

2024 New Orleans (GS vs. Sam Houston)  
 2023 Famous Toastery (WKU vs. Old Dominion)  
 2022 New Orleans (WKU vs. South Alabama)  
 2021 Boca Raton (WKU vs. App State)  
 2020 LendingTree (WKU vs. Georgia State)  
 2019 First Responder (WKU vs. Western Mich.)  
 2016 Boca Raton (WKU vs. Memphis)  
 2015 Miami Beach (WKU vs. USF)  
 2014 Bahamas (WKU vs. Central Michigan)

#### PROMINENT PUPILS

Tyler Higbee (TE) - Los Angeles Rams  
 Forrest Lamp (OL) - Los Angeles Chargers  
 Austin Reed (QB) - Chicago Bears  
 Taywan Taylor (WR) - Tennessee Titans  
 Darrell Williams (OL) - San Francisco 49ers  
 Bailey Zappe (QB) - New England Patriots



Coach Zach Lankford with his wife, Anna, and Jack and Vada.

## TAYLOR REED

**RUNNING BACKS // THIRD SEASON**

Taylor Reed, who has coaching experience at three Power 5 programs, serves as the running backs coach for Georgia Southern. He joined the staff in January of 2023 after spending two seasons with the Illinois football program.

In his first year in Statesboro, Reed mentored a talented running back room that combined to rush for 1,447 yards and 15 touchdowns. Jalen White led the way with nearly 900 yards on the ground, earning all-conference honors for his play. In 2024, White scored 13 rushing touchdowns and ran for nearly 800 yards en route to All-Sun Belt Conference honors.

Reed was elevated to an offensive analyst for the Illini in 2022 after serving as an offensive graduate assistant in 2021 when he helped Illinois to a pair of road, ranked wins. The Illini won at No. 7 Penn State in nine overtimes, the longest game in college football history, and won at No. 20 Minnesota, the program's first win over a College Football Playoff-ranked opponent.

In 2022, running back Chase Brown led the nation with 1,643 rushing yards and scored 10 touchdowns, and quarterback Tommy DeVito threw for 2,650 yards and 15 touchdowns against just four interceptions. Brown became the first Doak Walker Award finalist in program history and was named an All-American by almost every outlet. DeVito set a program record with a 69.6 percent completion rate, which was the fourth best in the FBS. Illinois was the only team in the country with a 1,500-yard rusher and a receiver with 80

catches.

Before arriving at Illinois, Reed spent the previous two seasons at Auburn as an offensive graduate assistant, working primarily with wide receivers and helping Auburn to the Citrus Bowl and Outback Bowl berths.

Reed initially coached under Bret Bielema at Arkansas from 2016-17, working primarily with the quarterbacks. At Arkansas, Reed helped coach Austin Allen, the SEC's top passer in 2016, who threw for 3,430 yards, including a league-best 2,291 yards in SEC play, and totaled 25 touchdown passes.

Reed joined the Razorbacks after lettering at Central Arkansas as quarterback from 2013-15, where he threw for 1,809 yards and 14 touchdowns in 23 games over three seasons.

He began his college career in 2011 at Memphis, starting nine of 11 games and throwing for 1,690 yards and 10 touchdowns. Following that season, he transferred to Arkansas, sat out the 2012 season due to NCAA transfer rules, and then joined Central Arkansas in August 2013.

Reed rejoined Central Arkansas as running backs coach in 2018 before moving to Auburn from 2019-20.

A native of El Dorado, Arkansas, Reed graduated from Central Arkansas with a bachelor's degree in business administration. He and his wife, Shayne, married in July 2019. They are the parents of twin boys, William Bo and Tommy Fisher, who were born in 2022.

@COACHTAYLORREED



### THE REED FILE

#### PERSONAL

Hometown: El Dorado, Ark.  
 Born: July 16, 1992 in Memphis, Tenn.  
 College: Central Arkansas (2015)  
 Family: wife, Shayne;  
 sons William Bo and Tommy Fisher

#### PLAYING EXPERIENCE

2011 Memphis  
 2012 Arkansas  
 2013-15 Central Arkansas

#### COACHING EXPERIENCE

2023- Georgia Southern (running backs)  
 2022 Illinois (offensive analyst)  
 2021 Illinois (G.A.)  
 2019-20 Auburn (G.A.)  
 2018 Central Arkansas (running backs)  
 2016-17 Arkansas (G.A.)

#### COLLEGE BOWL EXPERIENCE

2024 New Orleans (GS vs. Sam Houston)  
 2023 Myrtle Beach (GS vs. Ohio)  
 2022 ReliaQuest (Illinois vs. Mississippi State)  
 2020 Citrus (Auburn vs. Northwestern)  
 2019 Outback (Auburn vs. Minnesota)  
 2016 Belk (Arkansas vs. Virginia Tech)

#### PROMINENT PUPILS

Austin Allen (QB): Tampa Bay Buccaneers  
 Chase Brown (RB): Cincinnati Bengals



*The Reed Family: Coach Taylor Reed and his wife, Shayne, along with Bo and Tommy.*

## DARIUS SAFFORD

DEFENSIVE BACKS // SECOND SEASON

X @COACHSAFFORD



Former Georgia Southern defensive back and graduate assistant coach Darius Safford returned to Georgia Southern in 2024 and serves as the defensive backs coach for the Eagles. Safford came back to Statesboro after five seasons with Kennesaw State after serving as the defensive backs coach in 2023. From 2019-2021, Safford oversaw cornerbacks for the Owls.

His presence was immediately felt as the Eagle secondary saw quick improvement under his tutelage. Chance Gamble and Marc Stampley II were named second-team All-Sun Belt Conference as the duo led a cornerback group that recorded nine interceptions in 2024.

Prior to the 2023 season, Safford was selected to join the Bill Walsh Diversity Coaching Fellowship within the National Football League. Safford was added to the Chicago Bears' minicamp and training camp staffs for the summer. Safford's secondary shined in 2022. During the campaign, defensive back Markeith Montgomery set a school record for career interceptions with 10. Safford also mentored Gamble to the FedEx Ground National Player of the Week after tying the school record with three picks in a single game.

The accolades continued to roll in for the KSU secondary when defensive back Deontre Morris was named a Sophomore All-American by HERO Sports and an ASUN All-Conference defensive selection. Morris and Montgomery finished within the top 11 in the nation in interceptions per game for the 2022 season.

In the 2021 fall season, Safford helped guide KSU to the top-ranked defense in the Big South Conference. The cornerbacks coach was also instrumental in developing the defense's back end, which led the FCS in red zone defense at 57.6%. Safford helped guide the Owls to the No. 3 total defense in the country in 2019, led by defensive back Le'Vonte Larry, who earned second-team All-Big South honors after finishing with 49 tackles, one interception, and a team-high six pass breakups.

Kennesaw State held six opponents to 14 points or less and tallied 13 interceptions in 2019, including three picks from freshman Markeith Montgomery, the only rookie in the Big South Conference to record multiple interceptions. Safford also assisted with the punt return unit in 2019, which finished the year ranked third in blocked punts (4) and eighth in yards per return (15.69).

Safford came to KSU after holding the same position at Mercer University during the 2018 season. Before his time at Mercer, the

Douglasville, Georgia, native was an assistant coach at West Georgia and a graduate assistant at Georgia Southern, where he worked with the defensive secondary.

Safford started coaching in 2014 as the defensive backs coach at Chapel Hill High School in Douglasville, Georgia. While at Chapel Hill, he coached Cameron Gill, who would go on to win Super Bowl LV with the Tampa Bay Buccaneers.

In 2015, Safford moved up to the college ranks and served as a graduate assistant at Georgia Southern. While in Statesboro, the defense was ranked in multiple statistical categories. This defense ranked 21st in total defense (338.1 yards per game) and 38th in scoring defense (23.5 points per game). That season, Georgia Southern also ranked 34th in fourth down conversion defense.

Safford coached multiple defensive backs who received All-Sun Belt honors, including Antonio Glover and Ironhead Gallon. Glover was a 2015 All-Sun Belt First-Team selection and was an undrafted free agent signed by the Denver Broncos. Gallon was a 2015 All-Sun Belt Honorable Mention, a 2016 All-Sun Belt First-Team selection, and an undrafted free agent who signed with the Arizona Cardinals. Safford also coached Caleb Williams and Darius Jones, who were All-Sun Belt Honorable Mentions in 2015 and 2016, respectively.

Safford was hired as the cornerbacks coach at West Georgia prior to the 2017 season. Under his direction, the West Georgia defense was ranked in multiple statistical categories. The team ranked 14th in total defense (284.4 yards per game), 12th in pass efficiency (99.51), 13th in passing yards allowed (160.1 yards per game), 7th in scoring defense (15.2 points allowed per game), fifth in fourth down conversion percentage defense and 24th in third down conversion percentage defense. Safford's secondary also finished the year with eight interceptions.

As a player, Safford was a standout at two institutions. He was a tri-captain at Lafayette (Pa.), garnering All-Patriot League honors for the Leopards.

After earning a bachelor's degree in economics and African studies, Safford transferred to Georgia Southern for his senior season, where he earned his master's degree in kinesiology with a concentration in coaching education.

On the field, he recorded 21 tackles, including 4.0 for loss and four pass breakups as a cornerback.

### THE SAFFORD FILE

#### PERSONAL

Hometown: Douglasville, Ga.  
 Born: Nov. 19, 1990 in Brewton, Ala.  
 College: Lafayette of Pa. (2013);  
 Georgia Southern (2017)

#### PLAYING EXPERIENCE

Lafayette of Pa. (2009-12)  
 Georgia Southern (2013)

#### COACHING EXPERIENCE

2024- Georgia Southern (defensive backs)  
 2022-23 Kennesaw State (defensive backs)  
 2019-21 Kennesaw State (cornerbacks)  
 2018 Mercer (cornerbacks)  
 2017 West Georgia (cornerbacks)  
 2015-16 Georgia Southern (G.A.)  
 2014 Chapel Hill (Ga.) HS (defensive backs)

#### COLLEGE BOWL/POSTSEASON EXPERIENCE

2024 New Orleans (GS vs. Sam Houston)  
 2021 FCS Second Round (Kennesaw State)  
 2019 FCS Second Round (Kennesaw State)  
 2017 D-2 Second Round (West Georgia)  
 2015 GoDaddy Bowl (GS vs. Bowling Green)

#### PROMINENT PUPILS

Ironhead Gallon (LB) - Arizona Cardinals  
 Cam Gill (LB) - Tampa Bay Buccaneers  
 Antonio Glover (S) - Denver Broncos  
 Le'Vonte Larry (DB) - Saskatchewan Roughriders



## BRYAN SCHOR

TIGHT ENDS // FIRST SEASON

National champion and All-American quarterback Bryan Schor, who spent three seasons as a senior analyst with the Eagles, was named a full-time coach for the 2025 season and serves as the tight ends coach.

In each of his first three seasons with the Eagles, Schor played a key role in the high-octane passing game put on the field each fall. The three highest single-season passing totals in school history have come while he was on staff.

While serving in the senior analyst role, Schor was on staff in 2021 as Kyle Vantrease broke nearly every Georgia Southern passing mark in leading the Eagles to the Camellia Bowl. A year later, Davis Brin also put up big passing numbers and JC French set a program record for completion percentage in 2024.

Prior to his time in Statesboro, Schor was a graduate assistant at East Carolina. There, he worked with Holton Ahlers, who is the career leader in passing yards, total offensive yards, passing touchdowns, touchdowns responsible for, completions, pass attempts and rushing touchdowns by a quarterback in East Carolina history.

Schor re-wrote the record books while playing at James Madison, leading the Dukes to the 2016 FCS National Championship. He broke JMU career records for passing touchdowns (62), passing yards (7,078), completions (559) and total offense (8,241).

X @COACHSCHOR

As a junior, he was named a HERO Sports FCS second-team All-American, won the Bill Dudley Award, which is presented to top Division I player in Virginia, was the CAA Offensive Player of the Year and a first-team All-CAA quarterback after completing 217-of-297 pass attempts for 3,002 yards and 29 touchdowns against six interceptions. He threw three touchdown passes in the national semifinal against North Dakota State and two more in the title game against Youngstown State.

In his senior season, he threw for 3,222 yards and 26 touchdowns as the Dukes finished as the FCS national runners-up.

After graduating from JMU in 20218, Schor signed a one-year contract with Winnipeg of the Canadian Football League in 2019 and then later signed with Ottawa. He also participated in a rookie minicamp with the Chicago Bears in 2018.

He graduated in 2013 from Delaware Valley High in Pennsylvania, where he helped lead his team to an 11-2 record his senior season, earning Pennsylvania Class AAAA first-team all-state honors. He was a two-time all-region and all-conference selection his final two years, finishing his four-year starting career with 6,518 passing yards and 56 touchdowns. He was inducted into the Delaware Valley High Hall of Fame in 2023.

Schor is married to Lindsay and the couple lives in Statesboro.



### THE SCHOR FILE

#### PERSONAL

Hometown: Milford, Pa.  
 Born: March 24, 1995 in Milford, Pa.  
 College: James Madison (2018)  
 Family: wife, Lindsay

#### PLAYING EXPERIENCE

James Madison (2014-17)  
 Ottawa Roughriders (2019)  
 Winnipeg Blue Bombers (2019)

#### COACHING EXPERIENCE

2025- Georgia Southern (tight ends)  
 2022-24 Georgia Southern (senior analyst)  
 2020-21 East Carolina (G.A.)

#### COLLEGE BOWL/PLAYOFF EXPERIENCE

##### COACH

2024 New Orleans (GS vs. Sam Houston)  
 2023 Myrtle Beach (GS vs. Ohio)  
 2022 Camellia (GS vs. Buffalo)  
 2021 Military (ECU vs. Boston College)

##### PLAYER

2017 FCS Championship Game (JMU)  
 2016 FCS National Champions (JMU)  
 2015 FCS Second Round (JMU)  
 2014 FCS First Round (JMU)

#### PROMINENT PUPILS

Holton Ahlers (QB) - Seattle Seahawks  
 Keaton Mitchell (RB) - Baltimore Ravens  
 Kyle Vantrease (QB) - Calgary Stampeders



The Schor Family: Coach Bryan Schor and his wife, Lindsay.

## DAMION WILLIS

INSIDE RECEIVERS // FIRST SEASON



@COACHWILLIS\_

Former NFL wide receiver Damion Willis serves as the inside receivers coach for the Georgia Southern Eagles, a position he was promoted for the 2025 season.

Willis joined the Eagle staff in 2024 as an offensive graduate assistant, helping coach an offensive group that saw Jalen White score 13 rushing touchdowns, JC French set the school record for completion percentage in a season and four players earn all-conference honors.

In 2022 and 2023, he was the wide receivers coach at Holmes Community College, helping the squad to back-to-back winning seasons. In 202, Holmes was the No. 1 passing offense in the NJCAA. He also served as the kickoff return coordinator both seasons.

He started his collegiate career playing at East Mississippi CC before transferring to Troy for his final two years. As a senior, he earned first-team All-Sun Belt honors as he led the conference in catches of 40-plus yards and 30-plus yards. He ranked seventh nationally with his seven 40-plus yard receptions and 12th with 10 30-plus yard catches. Despite missing two-and-a-half games, he

finished second in the Sun Belt with eight touchdown receptions and was second in the league averaging 77.5 yards per game. In his final game, he caught 13 passes for 101 yards and two scores in the Dollar General Bowl to earn offensive MVP honors. He finished the year with 56 catches for 876 yards and 10 scores.

His junior season, he tied the New Orleans Bowl record with 11 catches as he finished with 136 receiving yards and a pair of touchdowns in Troy's 50-30 victory over North Texas. He caught 42 passes for 620 yards and three touchdowns on the season.

Upon graduating from Troy in 2019 with a degree in broadcast journalism, Willis began his professional career. He made the Cincinnati roster in 2019 as an undrafted free agent and earned a start with the Bengals against Seattle, catching three passes for 30 yard. He also earned roster spots with Jacksonville (2020), Denver (2021), New York Giants (2021), Washington (2021), Pittsburgh (2021-2022) and in the XFL with the Seattle Sea Dragons (2023)

Willis earned his Master's degree in kinesiology in May of 2025 from Georgia Southern.



### THE WILLIS FILE

#### PERSONAL

Hometown: Meridian, Miss.  
 Born: June 20, 1997 in Jackson, Miss.  
 College: Troy (2019); Georgia Southern (2025)

#### PLAYING EXPERIENCE

East Mississippi CC (2015-16)  
 Troy (2017-18)  
 Cincinnati Bengals (2019)  
 Jacksonville Jaguars (2020)  
 Denver Broncos (2021)  
 New York Giants (2021)  
 Washington Commanders (2021)  
 Pittsburgh Steelers (2021-2022)  
 Seattle Sea Dragons (2023)

#### COACHING EXPERIENCE

2025- Georgia Southern (inside receivers)  
 2024 Georgia Southern (G.A.)  
 2022-23 Holmes CC (wide receivers)

#### COLLEGE BOWL EXPERIENCE

**COACH**  
 2024 New Orleans (GS vs. Sam Houston)  
**PLAYER**  
 2016 Mississippi Bowl (EMCC vs. Kilgore)  
 2017 New Orleans (Troy vs. North Texas)  
 2018 Dollar General (Troy vs. Buffalo)

#### PROMINENT PUPILS

Jarvis Rush - Akron WR  
 Deion Smith - #1 JUCO WR (Holmes CC)



## BLAKE WILSON

**SPECIAL TEAMS COORDINATOR // FIRST SEASON**

@COACHBWILSON

Blake Wilson, who has worked with the Eagle specialists for three seasons, was promoted to the title of special teams coordinator for the Georgia Southern football program in 2025.

Wilson served as the senior analyst for special teams from 2022-24, working hand-in-hand with then special teams coordinator Turner West in all four phases of game plan (KO, KOR, PUNT, PBR) and was also responsible for opponent game and personnel breakdown.

In 2024, punter Alex Smith finished 17th in the FBS in net punting and earned second-team all-conference honors while Gavin Stewart was one of the most accurate kickers in the country, making 83 percent of his kicks.

In 2023, Michael Lantz set a school record with 23 made field goals and led the Sun Belt with 114 points scored. It was the second time in as many years an Eagle player led the league in scoring. Lantz was also perfect on 45 PATs, helping earn his All-Sun Belt first-team honors by Pro Football Focus. True freshman DeAndre Buchannon tied the school record with a 100-yard kickoff return against App State to help bolster his resume. Buchannon earned first-team Freshman All-America honors as a kick returner from College Football Network.

In 2022, Alex Raynor earned all-conference honors after leading the Sun Belt in scoring. The kicker went 18 of 20 on field goals and

scored 103 points for the Eagles and went on to be a Lou Groza Award finalist in 2024. Anthony Beck II averaged over 43 yards per punt and finished his Georgia Southern career with the highest punting average and school history (43.25), along with the most 50-yard punts in a career (38).

Special teams ace NaJee Thompson was signed by the Minnesota Vikings and was a standout on punt coverage after making the 53-man roster as an undrafted free agent in 2023. Beck II also had a mini-camp tryout with the Vikings.

Wilson came to Statesboro from Lake Erie College, where he was the middle linebackers coach and special teams coordinator in 2021. Before that, he was the middle linebackers/defensive line coach at Montana State University Northern from 2019 through the spring of 2021 and the University of San Diego as a defensive line graduate assistant in 2018.

Wilson was a two-year starting middle linebacker at Southwestern Junior College before transferring to Charleston Southern, where he was a middle linebacker. He earned a degree in communication with a minor in sociology from CSU in the fall of 2017.



### THE WILSON FILE

#### PERSONAL

Hometown: San Diego, Calif.  
 Born: April 22, 1995 in San Diego, Calif.  
 College: Charleston Southern (2017)

#### PLAYING EXPERIENCE

Southwestern JC (2013-14)  
 Charleston Southern (2015-16)

#### COACHING EXPERIENCE

2022- Georgia Southern (senior analyst)  
 2021 Lake Erie (middle LBs/special teams coord.)  
 2019-21 Montana State Univ. Northern (LBs/DL)  
 2018 San Diego (G.A.)

#### COLLEGE BOWL/PLAYOFF EXPERIENCE

##### COACH

2024 New Orleans (GS vs. Sam Houston)  
 2023 Myrtle Beach (GS vs. Ohio)  
 2022 Camellia (GS vs. Buffalo)  
 2018 FCS First Round (San Diego)

##### PLAYER

2016 FCS First Round (Charleston Southern)  
 2015 FCS Quarterfinals (Charleston Southern)

#### PROMINENT PUPILS

NaJee Thompson: Minnesota Vikings special teamer  
 Alex Raynor: 2024 Lou Groza Award finalist



## JAMES HEISS

**HEAD STRENGTH & CONDITIONING COACH, FOOTBALL // SECOND SEASON**

X @COACH\_HEISS

James Heiss serves as Georgia Southern's director of football strength & conditioning, a position he assumed in 2024. Heiss spent the 2023 season as the associate director with Nebraska football and worked the previous four seasons at Buffalo.

In his time at Nebraska, Heiss oversaw the football strength & conditioning program in the absence of its head strength & conditioning coach. He led all weight room and on-field programming levels, designing, periodizing, and implementing year-round training. He was also responsible for the year-round training of all offensive and defensive linemen and assisted the coordinator of return to play with the return of acute injuries.

Heiss was the assistant director of strength and conditioning for football at Buffalo from 2019 to 2022. With the Bulls, he focused on the training and development of underclassmen and was also responsible for the return-to-play protocol for all injured student-athletes.

Before joining Buffalo, Heiss spent two seasons at Baylor in

2017 and 2018, working with Nebraska Head Football Strength & Conditioning Coach Corey Campbell on Matt Rhule's staff. Heiss also specialized in player development at Baylor and trained more than a dozen future NFL players.

A certified strength & conditioning coach, Heiss began his career as a graduate assistant at Akron. He earned his master's degree in sports science and administration from Akron in 2017. Heiss graduated with a bachelor's degree in exercise science from Indiana University of Pennsylvania, where he was also a football team member. Heiss was a two-year letterwinner with the Crimson Hawks, serving as a special teams captain. He began his collegiate career at Akron.

Heiss is a National Strength and Conditioning Association member and a Collegiate Strength and Conditioning Coaches Association member.

He is joined in Statesboro by his wife, Gretchen. The couple had their first child, a daughter named MJ, in June of 2024.



## MATT HASSAN

**ASSISTANT A.D., FOOTBALL CHIEF OF STAFF // FOURTH SEASON**

Matt Hassan serves as the assistant athletics director for football as the chief of staff at Georgia Southern, a position he started in January of 2022. He came to Statesboro after serving as the director of football operations at Troy football the previous two seasons.

Hassan is responsible for the day-to-day operations of the Eagle football program including team travel, meals, scheduling and controlling the program's budget.

Hassan moved to Troy for two seasons after working at Mercer for a year. There, he served as director of football operations and general manager. Hassan oversaw all the day-to-day organizational and operations aspects of the football program. He was in charge of maintaining all non-coaching activities including budget, team travel, special projects and Mercer's off-field personnel. He was the Bears' liaison to the university's administration and oversaw Mercer's recruiting operations -- official visits, game day recruiting and staff.

Hassan joined the Bears' staff after a three-year stint with Auburn's football staff, where he served as a defensive analyst for the 2018 season and as an operations assistant from 2016-18. Prior to Auburn, Hassan spent two seasons on the coaching staff at Concordia University Chicago, working with the running backs in 2014 and tutoring linebackers in 2015, as well as coordinating academics, video and social media. He was additionally the running backs coach at Alma College in 2013.

Hassan was one of 30 participants selected for the 2014 NCAA/ AFCA Future Football Coaches Academy and is a Bronze Certified Coach through the National Coaches Education Program. Hassan ranks second among career rushers at North Park University in Chicago, where he was a two-year captain, three-time offensive MVP and an All-CCIW running back in 2011 and 2012. He was vice-president of the North Park Student-Athlete Advisory Committee and received the CCIW Merle Chapman Leadership Award.

A product of Glen Ellyn, Illinois, where he was a football and wrestling letterman at Glenbard West High School, Hassan received his bachelor's degree in history and education from North Park in

2013 and a master's degree in sports management and leadership from Concordia in 2015.

He is married to the former Anna Maria LaMantia, who played soccer at North Park while earning a degree in exercise science and received her PhD from Auburn in kinesiology. The couple has a daughter, Alexandra, and a son, Luca.





## ANDREW BEVILL

### GENERAL MANAGER

Andrew Bevill serves as the General Manager of the Georgia Southern Football program after serving as the Director of Player Personnel, a role he assumed in early of 2022.

A Double Eagle from Georgia Southern University, Bevill has a Bachelor's in sport management and a Master's degree in coaching. First joining GS Athletics and the football program as a student in 2016 working in recruitment, film analysis, creative media and game day operations, Bevill was the Special Teams Analyst for the Eagles in 2021 after an intern stint with the University of Louisville under Head Coach Scott Satterfield.

Bevill's brother, Josh, graduated from Georgia Southern University and both of his parents, Leonard and Sandra, are Double Eagles as well. He married the former Taylor Brown in summer of 2023.



## ADRIAN PETERSON

### DIRECTOR OF STUDENT-ATHLETE DEVELOPMENT

College Football Hall of Famer Adrian Peterson and Georgia Southern alum serves as the director of student-athlete development for the Eagle football program. In his role, Peterson works closely with Student-Athlete Services to provide communication to the football staff on the academic progress of all 130-plus student-athletes on the team. He also serves as a mentor for many players as they navigate their way through college with the end goal of every player earning his degree. Peterson also has a heavy hand in on-campus recruiting, APR other areas to assigned by the head coach.

Perhaps the greatest player to ever suit up in Statesboro, Peterson's No. 3 jersey is retired at Georgia Southern and he still stands as the NCAA's Division I all-time leading rusher with 6,559 yards in regular-season contests. He is already a member of GS's Athletics Hall of Fame and was inducted into the College Football Hall of Fame in December.

The Alachua, Florida, native was a four-time All-American and was the first sophomore to win the Walter Payton Award, given to the top player in the FCS. He rushed for 100 or more yards in 48 consecutive games and at the time of graduation, held 30 school and playoff records. He was a sixth-round draft choice of the Chicago Bears in 2002 and was a Super Bowl XLI participant.



## ANDY HARRIS

### ASSISTANT A.D., EQUIPMENT OPERATIONS

Andy Harris was hired in September of 2020 and serves as the Assistant A.D. of Equipment Operations for Georgia Southern Athletics. He came to Statesboro after two years as the Director of Equipment Operations at Southern Illinois. Prior to his stint at SIU, Harris spent eight years working for the Golden Gophers at the University of Minnesota. Harris oversaw the equipment operations of all 15 sports at SIU. In his eight years at Minnesota, Harris was the Assistant Director of Football Equipment for seven of those years and spent one year working with five Olympic Sports.

Prior to joining the Golden Gophers, Harris spent seven years at Division III national power Wisconsin-Whitewater where he was a student manager for three years and Head Equipment Manager for four years. Harris, who graduated from UWW, was also Director of Football Operations for three years for the Warhawks. UWW won an NCAA National Championship in 2007 and 2009 and advanced to two other championship games. Harris spent the 2005-06 school year at the University of Arizona where he was an equipment intern. Harris and his wife, Emily, have a daughter, Reagan, and a son, Declan.



## NICK SPARACIO

### HEAD FOOTBALL ATHLETIC TRAINER

Nick Sparacio joined the Georgia Southern Athletics Department prior to the 2015-16 season and serves as the Associate Head Athletic Trainer and Head Football Athletic Trainer for the Eagles. Prior to the 2022 football season, Sparacio provided medical care for the Eagles men's basketball team for seven seasons. Aside from Georgia Southern, Sparacio has donned the Red, White, and Blue, as he was selected as the athletic trainer for the 2021 USA Basketball Junior National Team. Sparacio came to Statesboro from Nashville, Tennessee, where he spent a year at Vanderbilt, providing athletic training services for football and men's tennis.

Prior to his stint at Vandy, Sparacio spent two years as a graduate assistant at the University of Wisconsin working with men's soccer, before graduating with a Master's of Science in Kinesiology in 2014. He received his undergraduate degree from Iowa State University in kinesiology with an emphasis in athletic training. Sparacio is an active member of the National Athletic Trainers' Association, and is licensed in the state of Georgia. He has pursued leadership development and completed both Leadership Academy Certificates from the NATA and SEATA. He also holds a Corrective Exercise Specialist certification through the National Academy of Sports Medicine and is certified in myofascial decompression, dry needling, and blood flow restriction therapies.



## CHASE AKIN

### DIRECTOR OF PLAYER PERSONNEL (DEFENSE)

Chase Akin serves as the Director of Player Personnel (Defense) for the Georgia Southern football squad, a position he started in 2024. Akin went to school at Oklahoma State, majoring in business. He worked mostly in operations and on-campus recruiting while he was there from 2019-2021. As a member of the program, the Cowboys won the Fiesta Bowl in 2021, going 12-2. He then went to Ole Miss for his Master's degree in sports analytics, which he finished in 2022 while working as a graduate assistant in player personnel. After graduating, he remained in Oxford in 2023 as a player personnel intern where he helped coordinate defensive and transfer recruiting, as well as manage student workers. While a member of the program, the Rebels won the Peach Bowl in 2023 and finished off the first 11-win season in Ole Miss history. Originally from Frisco, Texas, Akin went to Wakeland High School.



## BRAYDEN CURRY

### DIRECTOR OF PLAYER PERSONNEL (OFFENSE)

Brayden Curry serves as the Director of Player Personnel (Offense) for the Georgia Southern football program, a position he assumed in March of 2025. Curry came to Statesboro after working at UAB since June of 2023. At UAB, Curry was the Player Personnel Coordinator for the defense, as well as the pro liaison. He oversaw all aspects of recruiting and database management for defensive staff for high school and transfer portal recruiting. He also created weekly advance scouting reports on opponent's personnel and coordinated coaches' recruiting travel during contact periods. Curry also assisted on-campus recruiting department with all unofficial and official visits and coordinated and executed all pro personnel visits. Prior to his time in Birmingham, he worked as a student recruiting assistant at Ole Miss from 2020 through his graduation in 2023. He earned a degree in business administration from Ole Miss in 2023.



## RILEY GALPIN

### DIRECTOR OF RECRUITING OPERATIONS

Riley Galpin serves as the Director of Recruiting Operations for the Georgia Southern football program, a position she began in 2025. She came to Statesboro after one season at Kansas State as the program's Assistant Director of On-Campus Recruiting. In that role, Galpin assisted with all official and unofficial visits to Manhattan, collaborating with various departments within K-State Athletics, the K-State campus and the community. In addition, she also assisted in the on-boarding process and transition to K-State for all incoming high school freshmen and transfers. Galpin spent the previous two seasons as the Director of On-Campus Recruiting and an Operations Assistant at the University of West Georgia where she directed and supervised all planning of official and unofficial visits to campus. She also helped plan and execute football camps, prospect days and junior days, while she helped transitioned incoming players both athletically and academically. Galpin earned her undergraduate degree in mass communications from the University of West Georgia in 2021, while she obtained her master's degree in sports management from West Georgia in 2023.



## ULYSSES HALL

### DIRECTOR, PLAYER AND RECRUITING RELATIONS

Ulysses Hall serves as the Director of Player and Recruiting Relations for Georgia Southern football, a role he took over in 2024. Prior to his time in Statesboro, Hall worked with the Washington Commanders of the NFL as a tight ends intern during OTAs/Mini Camp and was the defensive line coach at Oberlin College in 2023 and 2024. In 2022 and 2023, he was at John Carroll University as the defensive line coach/recruiting coordinator and held the same roles at Alderson Broaddus University in 2021 and Briar Cliff University in 2020. Hall was at Trinity International University as the co-defensive coordinator/director of football operations in 2019 and 2020 and got his start in the college ranks at Ohio Wesleyan University where he was the defensive line coach/assistant director of football operations from 2016-2018. He also has experience in the high school ranks of Georgia, coaching at Decatur High, Centennial High and Woodward Academy. Hall graduated with a B.A. in journalism and a minor in social psychology from Shaw University and earned a Master's in education/coaching from Greenville University.



## KAITLYN MICHENER

### DIRECTOR OF FOOTBALL NUTRITION

Kaitlyn Michener joined Georgia Southern Athletics in 2025 as the Football Sports Nutritionist, bringing a comprehensive background in performance nutrition, clinical dietetics, and athlete-centered care. She is a Registered Dietitian and holds a Master of Science in Food and Nutrition from Ohio University, where she also completed a combined Dietetic Internship with a focus on sports performance in 2024. She earned her Bachelor of Science in Health Science from Cleveland State University in 2019.

Prior to joining Georgia Southern, Michener served as a Football Sports Nutrition Fellow at Texas Christian University, where she managed meal planning, nutrition education, hydration strategies, and individualized fueling plans for the football program. Her approach integrates performance goals with science-backed nutritional strategies, including the use of technologies like Smartabase and Teamworks for athlete monitoring.

Michener also spent four years with Ohio University Athletics, supporting more than 400 student-athletes across multiple sports. She led initiatives like "Taste Tuesday," delivered team nutrition talks, developed customized nutrition handbooks, and collaborated with strength and medical staff to optimize performance and recovery.



## ALEXIS VILLARREAL

### DIRECTOR OF FOOTBALL OPERATIONS

Alexis Villarreal joined the Georgia Southern Football staff in July of 2024 as the Director of On-Campus Recruiting and moved into her current role as Director of Football Operations in 2025. In her previous role, she coordinated all official and unofficial visits, oversees the student recruiting staff, and develops strategic communication plans for the coaching staff. She now works on the day-to-day logistics side of running the program from an operations standpoint.

Villarreal came to Statesboro from TCU, where she worked as an assistant on-campus recruiting coordinator for the Horned Frogs' football program. She also worked as an equipment manager on the offensive side of the ball for TCU football as an undergrad for all four years.

The Fairview, Texas, native is a 2022 graduate of Texas Christian University, where she majored in communication studies with a minor in educational studies.



## ASHLEY ALLENSTEIN

### ASSISTANT ATHLETIC TRAINER

Ashley Allenstein serves as an assistant athletic trainer for the Eagle football team, a position she assumed in 2022. Allenstein came from Mercer University where she was an assistant director of sports medicine working primarily with football and beach volleyball, and an adjunct professor for the athletic training program. Prior to her experience at Mercer, she worked as an assistant athletic trainer at Southern Illinois University, and previous to that Waldorf University.

She received her bachelors degrees from the University of Northern Iowa in athletic training and sport psychology and then pursued her Master's of Science in athletic training from Texas State University. Allenstein holds certifications for basic life support, oxygen administration, IV, IASTM, cupping, dry needling, as well as being certified to teach CPR, AED, First Aid, and Basic Life support through the American Red Cross. She also served as a campus liaison for Sideline USA. Allenstein is an Iowa native and is an active member of the National Athletic Trainers Association, licensed in the state of Georgia.



## JACOB BYRON

### ASSISTANT STRENGTH & CONDITIONING COACH

Jacob Byron serves as an assistant strength & conditioning coach for the Georgia Southern football program.

He came to Statesboro after spending the previous three seasons at Buffalo working with the Bulls' football program. At UB, he ran developmental athlete groups in season, oversaw the return-to-play athletes and program, assisted in tracking and inputting data for training purposes and developed and implemented programs focused on improving power, speed and strength.

Byron graduated from Buffalo in 2016 with a degree in media study and then earned a master's from Canisius College with a degree in health and human performance in 2021.

He played along the offensive line and at tight end at Buffalo his final three seasons after starting his career at Buffalo State.

Byron served as a corporal in the United States Marines Corps from 2009-2013, doing a tour of duty in Afghanistan.

He is a National Strength and Conditioning Association member as well as a Collegiate Strength and Conditioning Coaches Association member.



## **CORBIN GANT** ASSISTANT STRENGTH & CONDITIONING COACH

Corbin Gant serves as the Assistant Strength and Conditioning Coach for Georgia Southern Football, where he plays an integral role in designing and executing training programs focused on player development, injury recovery, and performance enhancement. He is a Certified Strength and Conditioning Specialist (CSCS) through the NSCA and brings a robust background in collegiate athletics and performance science. Gant is currently pursuing his second Master of Science in Kinesiology at Georgia Southern University (expected July 2025). He previously completed graduate coursework in Kinesiology at the University of Central Missouri and earned his Bachelor of Science in Kinesiology from the same institution in December 2022.

Before joining Georgia Southern in May 2024, Corbin gained valuable experience as a strength and conditioning intern with both Kansas Football Sports Performance and the University of Central Missouri. His work included coaching weight room and on-field sessions, implementing return-to-play programs, and supporting multiple sports including football, track, and volleyball.

In addition to his work in athletics, Corbin served as Recreation Supervisor of Fitness and Wellness for Warrensburg Parks and Recreation, where he managed a 30-person staff, led a \$60,000 facility renovation, and grew membership from 400 to over 2,500 members.

As a former tight end at the University of Central Missouri, Gant was a two-time MIAA Conference Champion and a member of the team's leadership council.



## **TYLER HAGER** ASSISTANT MANAGER, EQUIPMENT OPERATIONS

Tyler Hager was hired in August 2023 as the Assistant Manager in Equipment Operations. He came to Statesboro after two years as the Director of Football Equipment at Gardner-Webb University. In his current role he assists with football equipment, including daily practice set up, equipment distribution, equipment fitting, student supervision, laundry services, recruiting, gameday setup and packing for away games. He oversees the day to day equipment needs of the men's and women's tennis Teams. The men's team was the 2024 Sun Belt Conference regular season champions.

During his stint with Gardner-Webb University he oversaw all day to day equipment needs for football. He also transported the equipment to and from games. He was part of a total re-brand that included adding a second helmet to the team for the first time. He was part of the 2022 Big South Championship Team, with a playoff run. He earned a Masters of sport management during his time at Gardner-Webb University.

Prior to his time at Gardner-Webb University he spent three years at Division II powerhouse Wingate University. During his time at Wingate University he earned a Bachelors in sport management. He was the Head Equipment Manager while he was there as a student. During his stint at Wingate they made the DII National Championship Playoffs each year, he also helped them get to their first 10 win season in 2019.

Hager was with the Game-Day Guest Relations team for the Carolina Panthers for three years.



## **JEFF MARX** ASSISTANT STRENGTH & CONDITIONING COACH

Jeff Marx serves as an assistant coach for football strength & conditioning, a post he was elevated to for the 2024 season. He spent the previous two seasons as a graduate assistant for the Eagles.

Marx came to Statesboro after a successful playing career at Slippery Rock where he earned All-American honors as a senior defensive lineman. He left the program ranked 22nd in career tackles for loss and 25th in career sacks and earned First-Team All-PSAC West honors three times. His senior season, he tallied 49 tackles, including 13 for loss and 8.5 sacks, along with two forced fumbles and an interception.

He was a strength and conditioning intern at Pittsburgh in 2021 and has been a member of the USA Powerlifting Association since 2016.

The Youngstown, Ohio, native graduated in 2022 with a degree in business management and a minor in leadership.



## **BRANDON VILORIO** ASSISTANT ATHLETIC TRAINER

Brandon Vilorio joined the Georgia Southern sports medicine staff in the spring of 2024, primarily working with the football team. Prior to Georgia Southern, Vilorio worked as a resident athletic trainer at UTSA, providing coverage for the football and women's tennis teams.

Vilorio is a native of Greensboro, North Carolina, and graduated from UNC Greensboro in May 2021 with his Bachelor of Science before extending his time at UNCG to complete his Master of Science in athletic training in May 2023.

While completing coursework at UNCG, Vilorio completed rotations at Elon University working with the football and women's basketball teams, with the ALPB's High Point Rockers, and an immersion rotation at the University of North Carolina working with the football team.



## DR. BRANDONN HARRIS

### SPORT PSYCHOLOGIST

Dr. Brandon S. Harris, CMPC, is currently the program director and a tenured Associate Professor of Sport and Exercise Psychology at Georgia Southern University where he also serves as the Graduate Program Director for the Department of Health Sciences and Kinesiology. He is a current member of the Association for Applied Sport Psychology (AASP) and Division 47 of the American Psychological Association. He is a Certified Mental Performance Consultant (CMPC) and is also listed on the United States Olympic Committee (USOC) Sport Psychology Registry.

At Georgia Southern he teaches undergraduate and graduate courses in the areas of ethical issues in sport psychology, psychological aspects of peak performance, sport and exercise psychology interventions, team dynamics in sport, and supervises graduate students' practica and internships in sport and exercise psychology. As a practitioner, he has consulted with numerous collegiate athletes and teams, youth athletes, parents, and coaches on a variety of sport psychology-related topics. As a researcher, he has conducted and published several book chapters, peer-reviewed publications, and delivered numerous national and international presentations.

Dr. Harris obtained his bachelor's degree in exercise science with a sport psychology specialization from Truman State University in Kirksville, Missouri. He holds two master's degrees with one in sport and exercise psychology and the other in counseling, both from West Virginia University. His Ph.D. in sport and exercise psychology was also completed at West Virginia University.



## BRYAN JOHNSTON

### SENIOR ASSOCIATE A.D., COMMUNICATIONS

Bryan Johnston has direct oversight of the athletics communications office at Georgia Southern as the Senior Associate Athletics Director for Communications. He heads up the media relations for the football squad, traveling with the team and taking care of all media requests, as well as rifle and men's golf. He also has sport oversight of rifle. Johnston joined the Georgia Southern Athletics Staff in August of 2015 after spending 16 years at Virginia Tech as the football, wrestling and softball SID.

Spanning his career, Johnston has coordinated media efforts prior to and on-site for 21 college football bowl games including the 2000 BCS National Championship, the Orange Bowl three times, and Sugar Bowl twice. Johnston is an active member of the College Sports Communicators (formerly CoSIDA), and the Football Writers Association of America (FWAA). He graduated from the University of South Carolina in 1999 with a degree in sport administration and earned his Master's degree in sport management from Georgia Southern in 2023.

A native of Chesapeake, Virginia, Johnston and his wife, Katy Baker, have too many dogs and live in Pooler.



## WHITNEY HAWORTH

### DIRECTOR OF CREATIVE AND DIGITAL STRATEGY

Whitney Haworth joined the Georgia Southern Athletic Department in August of 2022 as the Director of Creative and Digital Strategy within GATA Productions. Haworth has deep roots in the conference as she worked for over three years at the Sun Belt Conference, first as Digital and Social Media Correspondent from 2016-2017 and then as the Director of Digital and Social Media from 2017-2020.

At the Sun Belt, Haworth created original content for SunBeltSports.org and the Sun Belt Digital Network and led digital and social media initiatives for the conference office, an area that experienced exponential growth under her watch. She was a 2019 SVG College Sports Media Award finalist for Outstanding Live Game Production for her work. Following her departure from the conference, she worked as an independent contractor for the PGA TOUR and Naismith Awards. With both groups, she produced content and served as an on-air talent for different digital and social platforms.

Haworth arrived in New Orleans following a post-grad internship as a reporter and production assistant at the University of Florida. She was the primary reporter for the men's and women's golf and tennis teams and assisted with football, men's and women's basketball, lacrosse, softball, swimming and diving and volleyball. She has also worked as a sideline reporter and contributor for ESPN and the SEC Network, covering select ESPN3 and SEC Network+ baseball, men's and women's basketball, softball, women's tennis and volleyball broadcasts. She also wrote and produced features and highlights that were published on SECSports.com and broadcasted by the SEC Network.

Haworth graduated from the University of Tennessee in December 2013 with a B.S. in communication with a concentration in journalism and electronic media, sports journalism.



## MATT WISE

### CHARACTER DEVELOPMENT VOLUNTEER

Matt Wise volunteers his time as the leader of character development for the Georgia Southern football program. He is responsible for helping student-athletes develop character fundamentals along with leadership development that will serve and guide them throughout and following their playing careers.

A former Georgia Southern student-athlete, Wise played from 2004-2007 for the Eagle football squad. After a career-ending injury in 2007, Wise served as a student coach in 2008 and graduated with a degree in exercise science.


Since graduation, Wise has spent time serving athletes and coaches at GS through the platform of sports ministry. He is currently the campus director for Athletes In Action, a sports ministry of Cru. In 2016, Wise helped lead Georgia Southern Athletes on a service trip to Nicaragua that won the Sun Belt Community Impact Award for the year. He brings a servant attitude and depth of passion into his work every day with student-athletes, coaches and leaders.

A native of Hazlehurst, Georgia, Wise and his wife, Colleen, who played soccer from 2004-2007 for Georgia Southern, live in Statesboro. They have four girls, Hope, Kennedy, Berkley and Camryn.

ADDITIONAL SUPPORT STAFF



**ANTHONY BECK II**  
ASSISTANT SPECIAL TEAMS COACH/SPECIALISTS



**KHALIL CROWDER**  
ASSISTANT OFFENSIVE LINE COACH



**DRE FARRIS**  
GRADUATE ASSISTANT (DEFENSE)



**DREW GAITHER**  
ASSISTANT LINEBACKERS COACH



**CALEB HEINTZ**  
OFFENSIVE ANALYST



**ZAK MIZELL**  
ASSISTANT QUARTERBACKS COACH



**KEENAN MURPHY**  
ASSISTANT OFFENSIVE LINE COACH



**DILLON SPRINGER**  
ASSISTANT DEFENSIVE LINE COACH



**ALEX ZETTLER**  
ASSISTANT SAFETIES COACH




**JACOB KING**  
VIDEO COORDINATOR



**ELEASE RYALS**  
OPERATIONS & RECRUITING ASSISTANT



**ALEX FRANCE**  
GRADUATE ASSISTANT (S&C)



**BRADLEY JOHNSON**  
GRADUATE ASSISTANT (EQUIPMENT)



**SYDNEY JONES**  
RECRUITING INTERN



# MEET THE EAGLES

DAY

# THE 2025 ROSTER



ALPHABETICAL			No.	Name	Pos.	Ht.	Wt.	Yr.	Hometown	High School/Previous School(s)
No.	NAME	POS								
63	Colin Alexander	OL	1	Dalen Cobb	WR	5-9	180	Sr.	Washington, Ga.	Washington-Wilkes
41	Brandon Alford	LB	1	Brandon Tyson	LB	6-1	220	r-Jr.	Whiteville, N.C.	Whiteville/Elon
30	CJ Allen Jr.	LB	2	Tyler Budge	QB	6-3	205	r-Fr.	Matthews, N.C.	Weddington
97	Eli Anders	DL	2	Brendan Harrington	LB	6-0	235	7th	Moncure, N.C.	Northwood/App State
28	J'shawn Anderson	RB	4	Camden Brown	WR	6-2	200	Sr.	Monroe, La.	St. Thomas Aquinas (Fla.)/Auburn
22	OJ Arnold	RB	4	Davon Hicks	LB	6-0	215	r-Sr.	Fort Pierce, Fla.	Vero Beach/USF/Washington State
33	Bryce Baker	RB	5	Ayden Jackson	DB	5-10	185	Jr.	Atlanta, Ga.	Walton
32	Jaylen Bentley	DB	5	Marcus Sanders Jr.	WR	6-1	190	Sr.	Montezuma, Ga.	Macon County
15	Taylor Bradshaw	WR	6	David Mbadinga	RB	5-7	190	Jr.	Atlanta, Ga.	North Cobb
17	Camden Brown	WR	7	Jacob Ferguson	DL	6-3	240	6th	Troy, Mo.	Troy Buchanan/UNI/Iowa Western CC
20	Jaquari Brown	DB	7	Ahmon Green	TE	6-2	245	6th	Columbia, S.C.	Westwood/Georgia State
66	Johnnie Brown III	OL	9	Justin Meyers	DB	5-10	215	r-Sr.	Washington, Ga.	Washington Wilkes
16	AJ Brown Sr.	DB	10	Jacob Hammonds	LB	6-2	195	r-Jr.	Griffin, Ga.	Griffin
2	Tyler Budge	QB	10	Charlie Johnston	QB	6-6	210	Fr.	Moody, Ala.	Moody
57	Latrell Bullard	DL	11	Brian Green Jr.	WR	6-1	190	r-So.	Jacksonville, Fla.	Orange Park/Florida
70	Jalen Burgess	OL	11	Antonio White Jr.	DB	6-2	180	r-Fr.	Snellville, Ga.	Parkview/Rutgers
54	Chance Carroll	OL	12	JC French IV	QB	6-1	200	r-Jr.	Roswell, Ga.	Blessed Trinity Catholic/Memphis
1	Dalen Cobb	WR	12	Tracy Hill Jr.	DB	6-2	200	r-Jr.	Athens, Ga.	Clarke County/Georgia Knights Prep Academy
29	Devin Collier	DB	13	Dylan Gary	WR	6-3	210	r-Jr.	Suwanee, Ga.	North Gwinnett/Kentucky/West Georgia
78	Caleb Cook	OL	13	Ethan Pouncey	DB	6-1	180	r-Sr.	Winter Park, Fla.	Winter Park/Florida
36	Jadaan Cooper	DB	14	Prince Green III	DB	6-2	205	r-Sr.	Griffin, Ga.	Griffin/Illinois
26	Chris Crouch	DB	14	Turner Helton	QB	6-2	175	r-Jr.	Palos Verdes Estates, Calif.	Palos Verdes/Western Kentucky
19	Josh Dallas	WR	15	Taylor Bradshaw	WR	6-0	185	r-So.	Jacksonville, Fla.	Oakleaf
90	Da'Shawn Davis	DL	15	Holden Trice	LB	5-10	210	r-So.	Kennesaw, Ga.	Harrison
17	Jayden Davis	DB	16	AJ Brown Sr.	DB	6-1	200	r-So.	Cordele, Ga.	Crisp County/Ole Miss
99	Donal Dempsey	K	17	Jayden Davis	DB	6-1	180	r-So.	Suwanee, Ga.	Collins Hill/Cincinnati/Georgia Tech
18	KD Dorsey	WR	17	Trey Townsend	QB	6-1	220	r-Fr.	Calhoun, Ga.	Calhoun
38	Kevin Douglas	WR	18	KD Dorsey	WR	6-1	200	r-So.	Hephzibah, Ga.	Evans
7	Jacob Ferguson	DL	18	MJ Stroud	DL	6-2	235	r-Jr.	Covington, Ga.	Alcovy
58	Kyle Frazier	OL	19	Josh Dallas	WR	6-1	205	r-Jr.	Sharpsburg, Ga.	Trinity Christian
12	JC French IV	QB	20	Jaquari Brown	DB	6-1	165	r-Fr.	Warner Robins, Ga.	Houston County
31	Chance Gamble	DB	20	Terrance Gibbs	RB	6-0	205	r-Jr.	Orlando, Fla.	Winter Park
13	Dylan Gary	WR	21	Carlo Thompson	DB	6-0	185	r-Jr.	Richmond, Va.	Varina/Virginia/UNC Pembroke
20	Terrance Gibbs	RB	22	OJ Arnold	RB	5-9	195	Sr.	Quitman, Ga.	Brooks County
24	Phillip Gladney	DB	23	Dorrian Smith	DB	5-10	185	r-Sr.	Fort Valley, Ga.	Peach County/Northeast Mississippi CC
7	Ahmon Green	TE	24	Phillip Gladney	DB	5-11	175	r-Fr.	Kennesaw, Ga.	North Cobb
14	Prince Green III	DB	25	Alex Smith	P	6-6	220	Jr.	Melbourne, Victoria, Australia	Caulfield Grammar School
11	Brian Green Jr.	WR	26	Chris Crouch	DB	5-11	195	r-Sr.	Naples, Fla.	Barron Collier/Warner
10	Jacob Hammonds	LB	26	Antavious Murphy	WR	5-9	190	r-Fr.	Bainbridge, Ga.	Bainbridge
12	Brendan Harrington	LB	27	Branden Palmer	DL	6-2	220	r-So.	Charlotte, N.C.	Hough
98	TJ Hartley III	K	28	J'shawn Anderson	RB	5-10	190	r-So.	Hartsville, S.C.	Hartsville
48	Aubrey Heath	TE	28	Elijah McDowell	DB	6-3	185	r-Fr.	Decatur, Ga.	South Gwinnett
87	River Helms	TE	29	Devin Collier	DB	5-10	185	r-Fr.	Albany, Ga.	Lee County
14	Turner Helton	QB	29	Jamarian Samuel	RB	5-9	205	r-Sr.	Ocala, Fla.	Trinity Catholic/Hinds CC
4	Davon Hicks	LB	30	CJ Allen Jr.	LB	5-10	215	r-Fr.	Jacksonville, Fla.	Sandalwood
12	Tracy Hill Jr.	DB	31	Chance Gamble	DB	6-2	180	r-Fr.	Fitzgerald, Ga.	Fitzgerald/Kennesaw State
38	Jeremiah Holmes	DB	32	Jaylen Bentley	DB	6-0	170	r-Fr.	Valdosta, Ga.	Valdosta
98	Uche Iloh	DL	33	Bryce Baker	RB	5-11	215	r-Fr.	Savannah, Ga.	Benedictine Military
2	Ayden Jackson	DB	34	JaMari Whitehead	DL	6-2	240	r-So.	Jacksonville, Fla.	Raines
49	Amar Jenkins	DB	35	Tao Todd	RB	5-8	195	r-Fr.	West Point, Ga.	Troup County
10	Charlie Johnston	QB	36	Jadaan Cooper	DB	5-10	165	r-Fr.	Winder, Ga.	Winder-Barrow
55	Korey Jordan	DL	38	Kevin Douglas	WR	5-8	170	r-So.	Augusta, Ga.	Aquinas
88	Carmelo Mays	WR	38	Jeremiah Holmes	DB	5-9	185	r-Jr.	Baxley, Ga.	Appling County/Georgia Military
6	David Mbadinga	RB	39	Temirez Williams Jr.	DB	5-8	175	r-Fr.	Albany, Ga.	Lee County
28	Elijah McDowell	DB	41	Brandon Alford	LB	5-11	200	r-So.	Forsyth, Ga.	Mary Persons
9	Justin Meyers	DB	45	Colton Veltkamp	LB	6-1	210	Fr.	Bowling Green, Ky.	South Warren
84	JP Mikhael	TE	48	Aubrey Heath	TE	6-1	195	r-Fr.	Savannah, Ga.	South Effingham
26	Antavious Murphy	WR	49	Amar Jenkins	DB	5-10	180	r-Jr.	St. Helena Island, S.C.	Whale Branch
27	Branden Palmer	DL	50	Jaylen Slaughter	OL	6-3	255	r-Fr.	Atlanta, Ga.	Cedar Grove
73	Zach Pearson	OL	51	Kebba Secka	DL	6-3	250	r-So.	Lithia Springs, Ga.	Lithia Springs
13	Ethan Pouncey	DB	51	Matthew Williams	OL	6-3	325	r-So.	Appling, Ga.	Harlem
91	Davion Rhodes	DL	54	Chance Carroll	OL	6-2	290	6th	Mooreville, N.C.	Hough/North Carolina
29	Jamarian Samuel	RB	55	Korey Jordan	DL	6-3	300	r-Fr.	Douglasville, Ga.	Douglas County
75	Kingtriton Samuela	OL	55	Ethan Williams	OL	6-2	275	r-So.	Palatka, Fla.	Fleming Island
5	Marcus Sanders Jr.	WR	57	Latrell Bullard	DL	6-1	350	Sr.	Smyrna, Ga.	North Cobb
			57	Chandler Strong	OL	6-1	270	r-Jr.	Warner Robins, Ga.	Houston County
			58	Kyle Frazier	OL	6-2	320	6th	Augusta, Ga.	Glenn Hills/Savannah State

No.	Name	Pos.	Ht.	Wt.	Yr.	Hometown	High School/Previous School(s)
59	Brandon Stoner	OL	6-3	320	Fr.	Louisville, Ky.	Ardrey Kell (N.C.)
63	Colin Alexander	OL	6-4	305	r-Fr.	Stockbridge, Ga.	Dutchtown
64	Caelan Williams	OL	6-7	290	6th	Dublin, Ga.	Trinity Christian
66	Johnnie Brown III	OL	6-3	315	r-Jr.	Lilburn, Ga.	Parkview/Miami
70	Jalen Burgess	OL	6-1	315	r-Fr.	Valdosta, Ga.	Valdosta
71	Robert Wright Jr.	OL	6-4	295	r-So.	Atlanta, Ga.	Stockbridge
73	Zach Pearson	OL	6-5	280	r-Fr.	Pembroke, Ga.	New Hampstead
74	Pichon Wimbley	OL	6-2	305	Sr.	Newnan, Ga.	Newnan
75	Kingtriton Samuela	OL	6-2	290	r-Fr.	Waipahu, Hawaii	Pebblebrook (Ga.)
78	Caleb Cook	OL	6-3	315	r-Sr.	Brunswick, Ga.	Brunswick
80	Jordan Woolen	WR	5-11	165	r-Fr.	Calera, Ala.	Hoover
83	Elija Walton	TE	6-5	230	r-So.	Columbus, Ga.	North Marion (Fla.)
84	JP Mikhael	TE	6-3	225	r-So.	Niceville, Fla.	Niceville
87	River Helms	TE	6-4	230	r-Sr.	Lester, Ala.	West Limestone/Western Kentucky
88	Carmelo Mays	WR	6-0	185	r-Fr.	Macon, Ga.	Southwest Macon
89	Jackson Wheeler	LS	6-2	230	6th	Bainbridge, Ga.	Bainbridge
90	Da'Shawn Davis	DL	6-2	225	Sr.	Charlotte, N.C.	Hough
91	Davion Rhodes	DL	6-2	235	r-Sr.	Camilla, Ga.	Pelham
93	Gaines Wood	LS	5-11	205	r-Jr.	Atlanta, Ga.	North Atlanta
97	Eli Anders	DL	6-3	250	r-Fr.	Cornelius, N.C.	Hough
98	TJ Hartley III	K	5-11	175	r-So.	Fayetteville, Ga.	Whitewater/Austin Peay
98	Uche Iloh	DL	6-5	265	r-Fr.	Mount Arlington, N.J.	McIntosh (Ga.)/Georgia Tech
99	Donal Dempsey	K	6-0	195	Fr.	Dunboyne, Ireland	St. Peter's College Dunboyne

### NEWCOMERS

No.	Name	Pos.	Ht.	Wt.	Yr.	Hometown	High School/Previous School(s)
9	Weston Bryan	QB	6-4	240	Fr.	Leesburg, Ga.	Lee County
19	Akeondre Chaney	DB	6-1	190	Fr.	Thomaston, Ga.	Upson-Lee
22	Elijah Ffrench	DB	6-1	190	Fr.	Tucker, Ga.	Tucker
24	Peyton Plott	WR	5-9	170	Fr.	Auburn, Ala.	Auburn
35	Caleb Butler	LB	6-1	225	Fr.	Brunswick, Ga.	Brunswick
42	Braxtin McLester	LB	6-3	215	Fr.	Douglasville, Ga.	Douglas County
43	Ethan Johnson	LB	6-3	215	Fr.	Decatur, Ga.	Decatur
44	Nigel Eldridge Jr.	DL	6-3	345	Fr.	St. Augustine, Fla.	Beachside
46	Gavin Kurpis	LS	5-10	200	Fr.	Warner Robins, Ga.	Houston County
48	Amari Wilson	DL	6-2	225	Fr.	Moultrie, Ga.	Colquitt County
50	Caleb Ellis	DL	6-2	280	Fr.	Roswell, Ga.	Milton
67	Joshua Ford	OL	6-4	310	Fr.	Guyton, Ga.	Effingham County
68	Jace Molden	OL	6-2	290	Fr.	Leesburg, Ga.	Lee County
77	Ike Turner	OL	6-5	300	Fr.	Atlanta, Ga.	Tucker
81	Jeremiah Ware	WR	5-11	190	Fr.	Gainesville, Ga.	Gainesville
82	Jackson Long	TE	6-4	235	r-Jr.	Hendersonville, Tenn.	Beech/Georgia Tech
86	Henry Gregory	TE	6-7	215	Fr.	Hoover, Ala.	Spain Park
91	Evan Scruggs	K	6-1	185	r-Fr.	Orlando, Fla.	Bishop Moore Catholic/UTEP
92	Marcus Downs	DL	6-5	300	r-Fr.	Greenville, S.C.	Riverside/UCF
93	Caleb Moore	DL	6-3	285	So.	Hattiesburg, Miss.	Oak Grove/Southern Miss
94	Elijah Fears	DL	6-2	290	Fr.	Atlantic City, N.J.	Irwin County (Ga.)
95	Tripp Bryant	K	5-10	170	Fr.	Lexington, S.C.	River Bluff
95	Kwon McGinney	DL	6-3	300	Jr.	Mobile, Ala.	Williamson/Hutchinson CC
96	Jeremiah Ticket	DL	6-3	280	Fr.	Anaktuvuk Pass, Alaska	Jonesboro (Ga.)
99	Devan Lowe	DL	6-2	335	Jr.	Kansas City, Mo.	Olathe North/Hutchinson CC

### ALPHABETICAL

No.	NAME	POS
51	Kebba Secka	DL
50	Jaylen Slaughter	OL
25	Alex Smith	P
23	Dorrian Smith	DB
59	Brandon Stoner	OL
57	Chandler Strong	OL
18	MJ Stroud	DL
21	Carlo Thompson	DB
35	Tao Todd	RB
17	Trey Townsend	QB
15	Holden Trice	LB
1	Brandon Tyson	LB
45	Colton Veltkamp	LB
83	Elija Walton	TE
89	Jackson Wheeler	LS
34	JaMari Whitehead	DL
11	Antonio White Jr.	DB
64	Caelan Williams	OL
55	Ethan Williams	OL
51	Matthew Williams	OL
39	Temirez Williams Jr.	DB
74	Pichon Wimbley	OL
93	Gaines Wood	LS
80	Jordan Woolen	WR
71	Robert Wright Jr.	OL

### NEWCOMERS

9	Weston Bryan	QB
95	Tripp Bryant	K
35	Caleb Butler	LB
19	Akeondre Chaney	DB
92	Marcus Downs	DL
44	Nigel Eldridge Jr.	DL
50	Caleb Ellis	DL
94	Elijah Fears	DL
22	Elijah Ffrench	DB
67	Joshua Ford	OL
86	Henry Gregory	TE
43	Ethan Johnson	LB
46	Gavin Kurpis	LS
82	Jackson Long	TE
99	Devan Lowe	DL
42	Braxtin McLester	LB
95	Jakwon McGinney	DL
68	Jace Molden	OL
93	Caleb Moore	DL
24	Peyton Plott	WR
91	Evan Scruggs	K
96	Jeremiah Ticket	DL
77	Ike Turner	OL
81	Jeremiah Ware	WR
48	Amari Wilson	DL



## 63

### COLIN ALEXANDER

OFFENSIVE LINE • 6-4 • 305 • R-Fr.

STOCKBRIDGE, GA.

DUTCHTOWN HS



**2024-25:** Played in four games and was redshirted ... Saw action on 14 plays (1 offense, 13 special teams) ... Made his collegiate debut against Marshall, playing two snaps on field goal/PAT protection ... Played four snaps in the win over James Madison ... Was in for four total snaps in the win over App State ... Played four snaps on special teams against Sam Houston in the New Orleans Bowl ... Made the Dean's List in the fall for posting a GPA higher than 3.50 ... Made the Honor Roll in the spring.

**HIGH SCHOOL:** Played for Coach Maliki Battle at Dutchtown High ... A first-team all-region selection for the 2-5A grouping as a senior after recording 75 pancake blocks ... An honorable mention all-state selection as a senior by RecruitGeorgia ... Named to the AJC All-Metro Team his final season ... Named all-state by the Georgia Athletic Coaches Association for Class 5A as a junior ... An all-region selection for Group 2-5A as a junior and sophomore ... Rated the No. 194 interior offensive lineman in the country and the No. 241 player in the state of Georgia by 247Sports ... Also participated in weightlifting.

**PERSONAL:** Born Colin Jason Alexander on April 7 in Riverdale, GA ... Son of Taunya and Cori Alexander ... Has an older sister, Tori, who also attended Georgia Southern.

**MAJOR:** Construction Management

## 41

### BRANDON ALFORD

LINEBACKER • 5-11 • 200 • R-So.

FORSYTH, GA.

MARY PERSONS HS



**2024-25:** Did not see any game action ... Made the Honor Roll in the fall ... Made the Dean's List in the fall for posting a GPA higher than 3.50.

**2023-24:** Attended Georgia Southern in the fall but was not on the team ... Made the team as a walk-on through the Edwin Jackson Memorial Walk-On Tryouts and joined the team in the spring ... Used the year as a redshirt season ... Made the Honor Roll in the spring.

**HIGH SCHOOL:** Played for Coach Brian Nelson at Mary Person High ... A first-team all-region selection as a senior ... Named GACA All State for AAA Region 1-4 as a senior after posting 48 tackles ... A second-team all-region selection as a junior and an honorable mention all-region selection as a sophomore ... Posted 40 tackles, including 4.0 for loss and a sack, as a junior ... Also ran track, placing seventh in the state in the 4x100 relay.

**PERSONAL:** Born Brandon Antonio Alford on October 4 in Forsyth, GA ... Son of Sarah and Tony Alford.

**MAJOR:** Exercise Science

## 30

### CJ ALLEN JR.

LINEBACKER • 5-10 • 215 • R-Fr.

JACKSONVILLE, FLA.

SANDALWOOD HS



**2024-25:** Played in two games and redshirted ... Was in for 12 total plays on special teams ... Made his collegiate debut in the win over James Madison, playing five snaps on special teams ... Was in for seven snaps on special teams in the win at Coastal Carolina ... Made the Honor Roll in the fall.

**HIGH SCHOOL:** Played for Coach Adam Geis at Sandalwood High ... A two-time all-conference selection ... As a senior, posted 98 tackles, an interception and a forced fumble ... Rated the No. 167 linebacker in the country and the No. 232 player in the state of Florida by 247Sports.

**PERSONAL:** Born Carey Jacob Allen Jr. on May 1 in Jacksonville ... Son of Carey Allen Sr. and Rochelle Wesley ... Has three siblings: Keziah, Macaria and Joe.

**MAJOR:** Psychology

## 97

### ELI ANDERS

DEFENSIVE LINE • 6-3 • 250 • R-Fr.

CORNELIUS, N.C.

HOUGH HS



**2024-25:** Played in one game ... Was redshirted ... Made his collegiate debut against Sam Houston in the New Orleans Bowl ... Played seven snaps on punt block in that game ... Made the Honor Roll in the fall.

**2023-24:** Graduated high school early and enrolled at Georgia Southern in the spring ... Made the Honor Roll in the spring.

**HIGH SCHOOL:** Played for Coach David Baker at Hough High ... A second-team 4A QCAC all-conference selection as a senior ... Recorded 41 total tackles, including 30.5 for loss and 9.5 sacks, as a senior ... Ranked the No. 149 edge rusher in the country and the No. 53 player in the state by On3 ... Rated the No. 178 edge rusher in the country and the No. 62 player in the state of North Carolina by 247Sports ... Listed as the No. 140 edge rusher in the country and the No. 46 player in the state by ESPN Recruiting.

**PERSONAL:** Born William Elijah Anders on May 3 in New Jersey ... Son of Ingrid Langford and William Anders ... Has a brother, Nolan, and a sister, Laila.

**MAJOR:** Construction Engineering

## 28

### J'SHAWN ANDERSON

RUNNING BACK • 5-10 • 190 • R-So.  
HARTSVILLE, S.C.  
HARTSVILLE HS



#### 2023-24 - Sun Belt Conference Academic Honor Roll

**2024-25:** Did not see any game action.

**2023-24:** Was redshirted ... Did not see any game action ... Made the Honor Roll in the fall and spring ... Named to the 2023-24 Sun Belt Conference Academic Honor Roll for maintaining a 3.00-3.49 GPA.

**HIGH SCHOOL:** Played for Coach Jeff Calabrese at Hartsville High ... Named first-team all-state by the South Carolina Football Coaches Association for Class 4A as a senior ... Rushed for over 1,400 yards and 23 touchdowns and also had 23 receptions for 282 yards and two scores ... The Class 4A Region 6 Offensive Player of the Year as a senior ... Also a member of the 2022 ABC 15 All-Zone Team ... Named to the 2022 Touchstone Energy North vs. South All Star Bowl Game ... An all-region selection three times ... Ranked the No. 102 running back in the country and the No. 28 player in the state of South Carolina by ESPN Recruiting ... Listed as the No. 108 running back in the country and the No. 31 player in the state of South Carolina by On3 ... Also ran track.

**PERSONAL:** Born J'Shawn Shymeeek Anderson on September 25 in Hartsville, SC ... Son of Shonta James ... Has two sisters, Khalani Woodham and Ayahna Byrd.

**MAJOR:** Sport Management

## 22

### OJ ARNOLD

RUNNING BACK • 5-9 • 195 • SR.  
QUITMAN, GA.  
BROOKS COUNTY HS



**2024-25:** Played in 12 games ... Saw action on 274 offensive snaps ... Carried the ball 63 times for 316 yards and four scores ... Also had 24 catches for 145 yards and two touchdowns ... Completed his lone pass attempt for a touchdown ... Had a 14-yard run and one reception against Boise State ... Had 56 yards of total offense in the win at Nevada ... Scored two touchdowns, one on the ground and one via reception, against South Carolina State ... Threw a 12-yard touchdown pass at Ole Miss ... Recorded his first collegiate 100-yard game with 110 yards on 10 carries with two touchdowns in the win at Georgia State ... Ran the ball seven times for 16 yards and had two catches in the win over Marshall ... Had 36 yards rushing and a 4-yard touchdown catch at Old Dominion ... Tallied 42 yards on six catches and netted 16 yards on three carries in the win over South Alabama ... Had 27 yards and a touchdown on the ground against Troy ... Carried the ball seven times and had two receptions in the win at Coastal Carolina ... Had four carries and a catch in the win over App State ... Saw limited action on offense against Sam Houston in the New Orleans Bowl.

**2023-24:** Played in 10 games, starting three ... Saw action on 321 plays (320 offense, one special teams) ... Carried the ball 75 times for 411 yards and four touchdowns ... Caught 11 passes for 124 yards and had a 26-yard scoring pass ... Carried the ball seven times for 46

yards and a touchdown in the opener against The Citadel ... Had 54 yards rushing, including a 39-yard touchdown, along with a 26-yard touchdown pass in the win over UAB ... Selected to wear the #0 jersey for that game ... Carried the ball 10 times for 66 yards and a touchdown at Wisconsin ... Also had two catches for 18 yards ... Had nine carries for 90 yards and two catches for 12 yards in the win at Ball State ... Had five carries for 13 yard and a 2-yard catch in the win over Coastal Carolina ... Had nine carries for 29 yards at James Madison ... Carried the ball five times for 32 yards in the win over ULM ... Missed the Georgia State and Texas State games with an ankle injury ... Dressed for the Marshall game, but did not play ... Had four carries for 17 yard against Old Dominion ... Had 58 yards rushing and 51 yards receiving at App State ... Started in the bowl game ... Carried the ball five times for 6 yards and had two catches for 7 yards ... Made the Honor Roll in the spring.

**2022-23:** Played in all 13 games, starting one ... Was on the field for 223 total snaps (154 offense, 69 special teams) ... Ran, caught and threw a touchdown pass as a true freshman ... Carried the ball 45 times for 257 yards and a touchdown ... Caught 10 passes for 58 yards and a touchdown ... Threw a 32-yard touchdown pass ... Made his collegiate debut against Morgan State, scoring two touchdowns ... Scored the first touchdown of the season on a 4-yard reception ... Rushed for 45 yards on six carries, scoring on a 23-yard run ... Saw limited action in the win at Nebraska ... Had six carries for 28 yards and four catches for 29 yards at UAB ... Carried the ball seven times for 38 yards against Ball State ... Saw action on special teams against Coastal Carolina ... Had three kickoff returns for 75 yards, including a 29-yarder, at Georgia State ... Was on the field for 11 total snaps in the win over No. 25 James Madison ... Had one rush and three kickoff returns in the win at Old Dominion ... Played 10 total snaps against South Alabama ... Had four rushes for 23 yards and threw a 32-yard touchdown pass at Louisiana ... Carried the ball seven times for 50 yards against Marshall ... Also had an 8-yard reception ... Got the start against App State but was injured early on and was sidelined for the rest of the game ... Had 12 carries for 68 yards and two catches for 6 yards in the Camellia Bowl against Buffalo.

**HIGH SCHOOL:** Played for Coach Maurice Freeman at Brooks County High ... A first-team all-state selection by the AJC for the 1A Public level as a senior ... Also named the state's offensive player of the year for the level ... A member of the 2021 GPB All-State Football Team as an athlete ... Named to the 2021 SBLive Georgia All-State football first team ... Named to RecruitGeorgia's Class A Public All-State first team as a running back ... Totaled over 6,500 yards on the ground with 95 rushing touchdowns for his high school career ... Had 110 total touchdowns ... Rushed for over 2,500 yards and 42 touchdowns as a senior in leading his team to a state title ... Rushed for 320 yards and scored five touchdowns in the Class A Public Championship Game in leading his team to the title ... The Region 2-A Public Player of the Year as a senior ... Named AJC & RecruitGeorgia first-team all-state as a junior after ending the season with 1,666 rushing yards and 26 touchdowns along with 494 receiving yards and six touchdowns ... The state offensive player of the year for the Class A South offense by the GACA ... The region's co-offensive player of the year as a sophomore after rushing for 1,796 yards and 24 touchdowns ... Also had three receiving scores ... Rushed for 552 yards and three touchdowns as a freshman ... Invited to play in the 2020 Georgia Elite Classic ... Also played basketball and ran track.

**PERSONAL:** Born Omari Tyree Arnold on October 10 in Valdosta, GA ... Son of Yasmin Drye and Shawkat Drye ... Has a younger sister, Aniya Arnold, and a younger brother, Kaleb Drye.

**MAJOR:** Sport Management

#### OJ ARNOLD'S CAREER RUSHING STATS

Year	G-S	ATT.	NET	APR	TD	APG	LONG
2022	13-1	45	257	5.7	1	19.8	29 (BUFF)
2023	10-3	75	411	5.5	4	41.1	39 (UAB)
2024	12-0	63	316	5.0	4	26.3	32 (GAST)
	<b>35-4</b>	<b>183</b>	<b>984</b>	<b>5.4</b>	<b>9</b>	<b>28.1</b>	<b>39 (UAB)</b>

#### OJ ARNOLD'S CAREER RECEIVING STATS

Year	G-S	REC	NET	APC	TD	APG	LONG
2022	13-1	10	57	5.7	1	4.5	19 (UAB)
2023	10-3	11	124	11.3	0	12.4	44 (APP)
2024	12-0	24	145	6.0	2	12.1	19 (USA)
	<b>35-1</b>	<b>45</b>	<b>327</b>	<b>7.3</b>	<b>3</b>	<b>7.3</b>	<b>44 (APP)</b>

## OJ ARNOLD'S CAREER PASSING STATS

Year	G-S	COMP-ATT.	YDS	TD-INT	PCT	RTG	APG	LONG
2022	13-1	1-2	32	1-0	50.0	349.4	2.5	32 (UAB)
2023	10-3	1-2	26	1-0	50.0	324.2	2.6	26 (UAB)
2024	12-0	1-1	12	1-0	100.0	530.8	1.0	12 (MISS)
	<b>35-1</b>	<b>3-5</b>	<b>70</b>	<b>3-0</b>	<b>60.0</b>	<b>375.6</b>	<b>2.0</b>	<b>32 (UAB)</b>

## 33 BRYCE BAKER

RUNNING BACK • 5-11 • 215 • R-FR.  
SAVANNAH, GA.  
BENEDICTINE MILITARY



**2024-25:** Played in four games and redshirted ... Saw action on 25 special teams plays ... Made his collegiate debut against South Carolina State, playing one snap on special teams ... Was in for six snaps on special teams against Troy ... Played 15 snaps on special teams in the win at Coastal Carolina ... Was in for three snaps on special teams in the win over App State.

**HIGH SCHOOL:** Played at Benedictine Military School for Coach Danny Britt ... The Region 3-4A Athlete of the Year as a senior ... Named honorable mention all-state as a senior by RecruitGeorgia ... Totaled nearly 1,000 all-purpose yards and 18 touchdowns and had tackles and two interceptions on defense as a senior ... An all-state performer as a sophomore ... A three-time, first-team all-city selection ... Helped lead Benedictine to a pair of state titles and led the region in tackles twice.

**PERSONAL:** Born Bryce Aiden Baker on April 4 in Savannah, GA ... Son of Teresa Baker and Bobby Baker Jr.

**MAJOR:** Criminal Justice

## 32 JAYLEN BENTLEY

DEFENSIVE BACK • 6-0 • 170 • R-FR.  
VALDOSTA, GA.  
VALDOSTA HS



**2024-25:** Played in five games and was able to redshirt ... Saw action on 29 plays (seven defense, 22 special teams) ... Had three tackles ... Made his collegiate debut in the win over Marshall, playing two snaps on special teams ... Was in for five snaps in the win over James Madison and four at Old Dominion ... Played five snaps on offense and four on special teams in the win over South Alabama ... Had a tackle in the win at Coastal Carolina ... Had two tackles against Sam Houston in the New Orleans Bowl.

**HIGH SCHOOL:** Played for Coach Shelton Felton at Valdosta High ... A first-team all-region selection as both a senior and junior ... Had 58 tackles, including 12 for loss 3.0 three sacks, along with six quarterback hurries and an interception as a senior ... Rated the No. 204 safety in the country and the No. 216 player in the state of Georgia by 247Sports ... Ranked No. 178 safety in the country and No. 198 in the state of Georgia by On3.

**PERSONAL:** Born Jaylen Tyrek Bentley on November 30 in Valdosta, GA ... Son of Michael and Calandra Bentley.

**MAJOR:** Undeclared

## 15 TAYLOR BRADSHAW

WIDE RECEIVER • 6-0 • 185 • R-SO.  
JACKSONVILLE, FLA.  
OAKLEAF HS



**2024-25:** Played in all 13 games ... Saw action on 132 plays (35 offense, 97 special teams) ... Had one catch for 31 yards ... Played 18 total snaps against Boise State ... Played four snaps in the win at Nevada and three against South Carolina State ... Had his first collegiate reception at Ole Miss, a 31-yarder late in the game ... Was in for 11 total snaps in the win at Georgia State ... Played 11 more snaps in the win over Marshall ... Saw action on nine total snaps in the win over James Madison ... Was in for 12 offensive snaps at Old Dominion ... Played seven snaps on special teams in the win over South Alabama and seven more on special teams against Troy ... Was in for five snaps on special teams in the win at Coastal Carolina ... Played four snaps on special teams in the win over App State ... Was in for 18 snaps on special teams against Sam Houston in the New Orleans Bowl.

**2023-24:** Was redshirted ... Played on special teams in the bowl game against Ohio ... Made the Honor Roll in the spring.

**HIGH SCHOOL:** Played at Oakleaf High for Coaches Frank Garis and Marcus Miller ... Named first-team all-county as a junior and senior ... Named first-team all-region as a senior ... A two-time honorable mention all-state selection ... A first-team News4Jax Team member ... Had 47 catches for 834 yards and nine touchdowns as a senior ... Also had three interceptions on defense ... Finished his career with 1,638 yard on 94 catches with 17 touchdowns ... Played basketball and baseball.

**PERSONAL:** Born Taylor Michael Bradshaw on September 30 in Jacksonville, FL ... Son of Terrence and Thessalonia Bradshaw ... Father played basketball at York College ... Has three brothers, Charles Steen, Terrence Bradshaw II, Tyrell Bradshaw, and two sisters, Cevone Bradshaw and Tyquana Bradshaw.

**MAJOR:** Sport Management

## 4 CAMDEN BROWN

WIDE RECEIVER • 6-2 • 200 • SR.  
MONROE, LA.  
ST. THOMAS AQUINAS (FLA.) HS • AUBURN



**2024-25:** Veteran of the receiving group in his third season at Auburn ... Played in 12 games, starting two ... Tallied seven catches for 61 yards and a touchdown ... Had a 10-yard touchdown catch from Hank Brown vs. New Mexico ... That score was one of four receptions vs. the Lobos ... Had a 12-yard catch at Kentucky ... Entered the NCAA Transfer Portal in

December and enrolled at Georgia Southern in the spring ... Made the Dean's List in the fall for posting a GPA higher than 3.50.

**2023-24:** Played in all 13 games with three starts ... Had a 14-yard reception vs. Georgia ... Recorded a pair of catches that gained 27 yards at LSU ... Had two catches in a start vs. Mississippi State ... Had three receptions that gained 25 yards at Vanderbilt ... Tallied two catches for 27 yards in Music City Bowl ... A member of the SEC Academic Honor Roll.

**2022-23:** Played in 12 games, starting one ... Had two catches for 8 yards against Missouri ... His first career touchdown was an 18-yard catch vs. LSU ... Had a 9-yard scoring catch and a 49-yard reception vs. Arkansas ... His first start came at Mississippi State ... Named to the SEC First-Year Academic Honor Roll.

**HIGH SCHOOL:** Played for Coach Roger Harriott at St. Thomas Aquinas High in Ft. Lauderdale, helping the team capture its third straight Florida state title ... Had 24 catches for 483 yards and nine touchdowns as a senior, helping the Raiders advance to the Florida state Class 7A title ... Also a track & field letterman ... Rated among the top 90 overall recruiting prospects in the state of Florida by ON3, Rivals, 24/7 and ESPN ... Played basketball as a freshman.

**PERSONAL:** Born Camden O. Brown on May 6 in Monroe, LA ... Son of Deionne Honeycutt and Alandee Brown ... Father played football at ULM ... One of five siblings: Jordan Wallace, Paul Boucher, Brianna Hines and the late Kaden Storm Brown.

**MAJOR:** Interdisciplinary Studies

**CAMDEN BROWN'S CAREER RECEIVING STATS**

Year	G-S	REC	NET	APC	TD	APG	LONG
2022*	12-1	9	123	13.7	2	10.3	49 (ARK)
2023*	13-3	10	105	10.5	0	8.1	15 (MD)
2024*	12-2	7	61	8.7	1	5.1	12 (KY)
	<b>37-6</b>	<b>26</b>	<b>279</b>	<b>10.7</b>	<b>3</b>	<b>7.5</b>	<b>44 (ARK)</b>

\* - at Auburn

## 20 JAQUARI BROWN

DEFENSIVE BACK • 6-1 • 165 • R-FR.  
WARNER ROBINS, GA.  
HOUSTON COUNTY HS



**2024-25:** Did not see any game action ... Was redshirted.

**HIGH SCHOOL:** Played for Coach Jeremy Edwards at Houston County High ... A first-team all-region selection for the 1-6A grouping as a senior ... An honorable mention all-state selection as a senior by RecruitGeorgia ... Had 20 tackles, a pass breakup and a touchdown as a senior ... A second-team all-region selection as a sophomore ... Rated the No. 179 cornerback in the country and the No. 185 player in the state of Georgia by 247Sports ... Listed as the No. 192 cornerback in the country and the No. 183 player in the state by On3.

**PERSONAL:** Born Jaquari Brown on November 18 in Warner Robins, GA ... Son of Laquita Thrower and Joe Brown.

**MAJOR:** Management

## 66 JOHNNIE BROWN III

OFFENSIVE LINE • 6-3 • 315 • R-JR.  
LILBURN, GA.  
PARKVIEW HS • MIAMI



**2024-25:** Played in all 13 games ... Saw action on 93 plays (35 offense, 58 special teams) ... Played three snaps on offense and six on special teams against Boise State ... Was in for five total snaps in the win at Nevada and 14 total snaps against South Carolina State ... Played three snaps on special teams at Ole Miss ... Played two snaps on offense and six on special teams in the win at Georgia State ... Played seven snaps on offense and two more on special teams in the win over Marshall ... Was in for six total snaps in the win over James Madison ... Played four snaps on special teams at Old Dominion ... Played nine total snaps in the win at South Alabama ... Was in for seven total snaps against Troy ... Played 11 total snaps in the win at Coastal Carolina and four in the win over App State ... Played four snaps on special teams against Sam Houston in the New Orleans Bowl ... Made the Dean's List in the fall for posting a GPA higher than 3.50 ... Awarded the Tay McKibbins Memorial Walk-On Scholarship in April.

**2023-24:** Did not play in any games for the Eagles.

**2022-23:** Redshirted while on the University of Miami football team ... Entered the NCAA Transfer Portal in January ... Enrolled at Georgia Southern in the summer.

**HIGH SCHOOL:** Played for Coach Eric Godfree at Parkview High ... A two-time all-state selection who started all four years ... Graded 86 percent and didn't allow a sack his senior season, in addition to posting 75 knockdown blocks ... Was a first-team all-county selection by the Daily Post and the Touchdown Club of Gwinnett.

**PERSONAL:** Born Johnnie Lee Brown III on January 30 ... Son of Keesha Brown.

**MAJOR:** Management

## 16 AJ BROWN SR.

DEFENSIVE BACK • 6-1 • 200 • R-SO.  
CORDELE, GA.  
CRISP COUNTY HS • OLE MISS



**2024-25:** Played in one game for Ole Miss ... Saw action on four snaps against Furman in the season opener ... Entered the Transfer Portal following the regular season ... Enrolled at Georgia Southern in January ... Made the Dean's List in the fall for posting a GPA higher than 3.50.

**2023-24:** Played in all 13 games for the Rebels ... Made his collegiate debut, appearing in eight defensive snaps and 17 special teams snaps against Mercer ... Appeared in 12 special teams snaps against Tulane ... Played 15 total snaps across defense and special teams against Georgia Tech ... Played six special teams snaps against No. 12 Alabama ... Appeared in 13 snaps on special teams against No. 12 LSU ... Was on the field for nine special teams snaps against Arkansas ... Saw action on five special teams snaps at Auburn ... Played in 11 snaps across defense and special teams against Vanderbilt ... Was in on 10 special teams snaps vs. Texas A&M ... Played five special teams snaps at top-ranked Georgia ... Played 11 special teams snaps vs. ULM ... Played five special teams snaps at Mississippi State ... Played seven

special teams snaps in Ole Miss' Peach Bowl victory over Penn State.

**2022-23:** A member of the 2022-23 signing class ... Enrolled early and participated in spring drills.


**HIGH SCHOOL:** Played for Coached by Lawrence Smith at Crisp County High ... A consensus four-star recruit by ESPN, On3 and 247Sports Composite ... Ranked as the No. 27 safety in the country by On3 and the No. 30 player in Georgia by ESPN ... Played on both sides of the ball for Crisp County but primarily lined up in the secondary ... Totaled 26 tackles, including 1.5 TFLs, and an interception as a senior ... Registered 541 receiving yards and six touchdowns at wide receiver in 2021 ... Saw action at quarterback and running back as a sophomore, throwing for 1,000 yards and eight touchdowns while adding 585 yards on the ground ... A multi-sport athlete who played basketball and ran track & field ... Averaged 8.2 points per game and 6.9 rebounds per game on the hardwood and clocked a personal best of 11.09 11.49 in the 100-meter dash as a junior.

**PERSONAL:** Born Ahmad Jaquan Brown Sr. on October 24 ... Son of Sharon Brown and the late Carey Molden Sr. ... Has six siblings: Esau Ford, Paris Daniels, Carey Molden III, Ni'Carey Molden, Taekerrian Molden and Keriyona Williams.

**MAJOR:** Interdisciplinary Studies

## 2 TYLER BUDGE

QUARTERBACK • 6-3 • 205 • R-FR.  
MATTHEWS, N.C.  
WEDDINGTON HS



**2024-25:** Played in one game for three snaps ... Was redshirted ... Made his collegiate debut at Old Dominion, rushing for 9 yards on the final drive of the game ... Made the Honor Roll in the fall.

**2023-24:** Graduated from high school early and enrolled at Georgia Southern in January ... Made the Honor Roll in the spring.

**HIGH SCHOOL:** Played for Coach Andy Capone at Weddington HS ... Finished his senior season completing over 65% of his passes for 3,202 yards and 30 touchdowns ... Also ran for 634 yards and 16 scores ... Led his team to a North Carolina NCHSAA 4A state title as a senior ... The SCC Offensive Player of the Year as both a junior and senior ... Completed 230 of his 382 passing attempts for 3,219 yards and 34 touchdowns as a junior ... A two-time Union County Offensive Player of the Year ... A 2023 Shrine Bowl selection ... Rated the No. 175 quarterback in the country and the No. 61 player in the state of North Carolina by 247Sports ... Ranked the No. 61 quarterback (pocket passer) in the country and the No. 45 player in the state by ESPN Recruiting ... Left as the school's all-time leader in career passing yards (6,521), career passing touchdowns (64), career completions, single-season passing yards, single-season passing touchdowns, single-season completions, passing yards in a game and passing touchdowns in a game ... Had 1,017 career rushing yards and 20 touchdowns ... Also played baseball.

**PERSONAL:** Born Tyler King Budge on April 18 in Charleston, SC ... Son of Alexis and Stephen Budge ... Has a sister, Hayden ... Dad played quarterback at Lehigh.

**MAJOR:** Finance

## 57 LATRELL BULLARD

DEFENSIVE LINE • 6-1 • 350 • SR.  
SMYRNA, GA.  
NORTH COBB HS



**2024-25:** Played in all 13 games, starting 11 ... Saw action on 539 plays (503 defense, 36 special teams) ... Had 35 tackles, including 4.5 for loss and half a sack, on the season ... Also had two pass breakups and a fumble recovery ... Had four tackles against Boise State ... Played 52 defensive snaps in the win at Nevada ... Had two tackles, including half a stop for loss, against South Carolina State ... Posted three tackles, including one for loss, at Ole Miss ... Had a tackle and a pass break up in the win at Georgia State ... Had three tackles and recovered a fumble that led to the game-winning touchdown drive in the win over Marshall ... Tallied five stops, including 1.5 for loss and half a sack, along with a pass breakup in the win over James Madison ... Had three tackles, including half a stop for loss, at Old Dominion ... Posted four tackles in the win over South Alabama ... Had five tackles against Troy ... Recorded three stops in the win at Coastal Carolina ... Saw action on 32 plays in the win over App State ... Had two tackles, including one for loss, against Sam Houston in the New Orleans Bowl.

**2023-24:** Started all 13 games ... Was on the field for 447 total snaps (445 defense, two special teams) ... Posted 26 total tackles, including 3.0 for loss, along with two pass breakups and two quarterback hurries ... Got the start in the opener against The Citadel ... Posted three tackles in the win over UAB ... Had two tackles at Wisconsin ... Posted three tackles, including half a stop for loss, in the win at Ball State ... Had two tackles, including one for loss, in the win over Coastal Carolina ... Played 31 defensive snaps at James Madison ... Had a tackle in the win over ULM ... Had 1.5 tackles for loss and a pass breakup in the win over Georgia State ... Played 38 snaps at Texas State ... Had a pass breakup at Marshall ... Posted four tackles at App State ... Had three tackles against Ohio in the Myrtle Beach Bowl.

**2022-23:** Played in 10 games, starting four ... Totaled 267 defensive snaps ... Had 23 tackles, including 4.0 for loss ... Had one pass breakup ... Made his collegiate debut in the opener against Morgan State, posting two tackles and a pass breakup ... Recorded three tackles in the win at Nebraska ... Posted six tackles, including one for loss, at UAB ... Had three tackles, including one for loss, against Ball State ... Made his first collegiate start against Coastal Carolina, posting a tackle ... Played 21 snaps on defense at Georgia State ... Started in the win at Old Dominion ... Had four tackles at Louisiana ... Suffered a knee injury that sidelined him for the rest of the season.

**HIGH SCHOOL:** Played for Coach Shane Queen at North Cobb High ... Named first-team all-region for the 3-6A group as a senior ... A preseason honorable mention all-state selection by RecruitGeorgia ... Also wrestled for North Cobb, winning regionals twice and sectionals once ... Threw the shot put on the track & field team as well.

**PERSONAL:** Born Latrell Kenneth Bullard on November 30 in Austell, GA ... Son of Taquilla Cooper and Alex Warner ... Has one sibling, Tanyah Cooper.

**MAJOR:** Interdisciplinary Studies

### LATRELL BULLARD'S CAREER DEFENSIVE STATS

YEAR	G-S	U	A	TT	TFL	SKS	INT	PBU	QH	BLK	FR-FF
2022	10-4	7	17	24	4.0-13	0.0-0	0	1	0	0	0-0
2023	13-13	7	19	26	3.0-6	0.0-0	0	2	2	0	0-0
2024	13-11	11	24	35	4.5-11	0.5-4	0	2	0	0	1-0
	<b>36-28</b>	<b>25</b>	<b>50</b>	<b>85</b>	<b>11.5-30</b>	<b>0.5-4</b>	<b>0</b>	<b>5</b>	<b>2</b>	<b>0</b>	<b>1-0</b>

70

## JALEN BURGESS

OFFENSIVE LINE • 6-1 • 315 • R-FR.

VALDOSTA, GA.

VALDOSTA HS



**2024-25:** Did not see any game action ... Was redshirted ... Made the Honor Roll in the spring.

**HIGH SCHOOL:** Played for Coach Shelton Felton at Valdosta HS ... A Region 1-7A first-team selection as an offensive lineman as a senior ... An honorable mention all-state selection as a senior by RecruitGeorgia ... Rated the No. 155 offensive tackle in the country and the No. 197 player in the state of Georgia by 247Sports ... Ranked No. 114 interior offensive lineman and No. 163 in the state of Georgia by On3 ... Also participated in track & field.

**PERSONAL:** Born Jalen Keon Burgess on July 17 in Valdosta, GA ... Son of Briana Mercer and Calvin Burgess

**MAJOR:** Exploratory

54

## CHANCE CARROLL

OFFENSIVE LINE • 6-2 • 290 • SIXTH YEAR

MOORESVILLE, N.C.

HOUGH HS • NORTH CAROLINA



**2024-25:** Played in all 13 games, starting seven ... Saw action on 512 plays (506 offense, six special teams) ... Saw action on special teams against Boise State ... Made his first start in the win at Nevada, playing all 64 offensive snaps ... Started again against South Carolina State, playing 60 offensive snaps ... Was in for all 67 offensive snaps at Ole Miss ... Got the start in the win at Georgia State, playing 72 snaps ... Played 15 snaps in the win over Marshall and 12 in the win over James Madison ... Was in for eight offensive snaps at Old Dominion and 13 in the win over South Alabama ... Played 15 snaps against Troy ... Started in the win at Coastal Carolina, playing 59 snaps ... Started and played 32 snaps in the win over App State ... Played all 80 offensive snaps against Sam Houston in the New Orleans Bowl ... Made the Honor Roll in the fall ... Made the Dean's List in the fall for posting a GPA higher than 3.50.

**2023-24:** Appeared in four games for the Tar Heels ... Played against Syracuse, Virginia, Campbell and West Virginia ... A valuable squad member that provided depth on the offensive line ... Entered the NCAA Transfer Portal in April and enrolled at Georgia Southern in the summer.

**2022-23:** Did not play in any games for UNC.

**2021-22:** Appeared in the Georgia State game and played three snaps ... Was redshirted.

**2020-21:** Appeared in three games against Duke, Western Carolina and Miami ... Played a total of 10 snaps, including a season-high eight against Western Carolina.

**HIGH SCHOOL:** Played for Coach Matthew Jenkins at Hough High ... A four-year veteran along the offensive line ... Played in the NC/SC Shrine Bowl Game ... Team captain as a junior and senior ... Two-time all-conference selection in 2018 and 2019.

**PERSONAL:** Born Chance Carroll on May 18 in Mooresville, NC ... Son of Ron Carroll and Amie Carroll.

**MAJOR:** Management and Society (Graduated, UNC); MBA (Georgia Southern)

1

## DALEN COBB

WIDE RECEIVER • 5-9 • 180 • SR.

WASHINGTON, GA.

WASHINGTON-WILKES HS



**2024-25:** Played in all 13 games, starting 12 ... Saw action on 543 plays (536 offense, seven special teams) ... Was second on the team with 52 catches for 599 yards and four touchdowns ... Also had eight rushes for 25 yards ... Averaged 19.5 yards on four kickoff returns ... Had four catches for 55 yard and a touchdown against Boise State ... Caught seven passes for 81 yards and a touchdown in the win at Nevada ... Had four catches for 39 yards against South Carolina State ... Had four catches for 29 yards at Ole Miss ... Had a 15-yard catch in the win at Georgia State ... Caught six passes for 93 yards in the win over Marshall ... Caught four balls for 27 yards in the win over James Madison ... Caught seven passes for 95 yards and a touchdown at Old Dominion ... Caught five passes for 54 yards and had the game-winning touchdown catch in the win over South Alabama ... Had five catches for 26 yards against Troy ... Tallied two receptions for 30 yards in the win at Coastal Carolina ... Had a 13-yard catch in the win over App State ... Had two catches for 42 yards and returned four kickoffs for 78 yards against Sam Houston in the New Orleans Bowl.

**2023-24:** Played in 12 games, starting four ... Was on the field for 423 total snaps (401 offense, 22 special teams) ... Caught 40 passes for 601 yards and two scores ... Had 13 kickoff returns for 284 yards, an average of 21.9 per return ... Had three catches for 26 yards in the opener against The Citadel ... Caught three passes for 49 yards and had a 9-yard rush in the win over UAB ... Had three catches for 40 yards and a tackle at Wisconsin ... Caught five passes for 46 yards in the win at Ball State ... Had six catches for 60 yards and also had a 6-yard rush in the win over Coastal Carolina ... Missed the James Madison game with an injury ... Got the start in the win over ULM, playing 58 offensive snaps ... Had two catches for 100 yards, including a 76-yard touchdown, in the win over Georgia State ... Had two catches for 32 yards at Texas State ... Had three catches for 80 yards and a score at Marshall ... Had a 23-yard reception against Old Dominion ... Caught four passes for 36 yards at App State ... Had seven catches for 109 yards against Ohio in the Myrtle Beach Bowl.

**2022-23:** Played in six games as a true freshman ... Was on the field for 107 total snaps (93 offense, 14 special teams) ... Caught 8 passes for 73 yards ... Made his collegiate debut in the win over No. 25 James Madison, playing two snaps on offense ... Caught three passes for 26 yards against South Alabama ... Had three receptions for 27 yards at Louisiana ... Had a 6-yard catch against Marshall ... Played 17 snaps in the overtime win over App State ... Had an 11-yard catch in the Camellia Bowl against Buffalo.

**HIGH SCHOOL:** Played for Coach Sid Fritts at Washington-Wilkes High ... A first-team all-state selection by the AJC for the 1A Public level as a senior ... Named to RecruitGeorgia's Class A Public All-State first team as a dual threat quarterback ... The Region 8-A Public Player of the Year and first-team all-region as a senior quarterback ... The classification's 100-meter state champion ... Rushed for 1,437 yards and 21 touchdowns and passed for 1,630 with 17 touchdowns his final season ... Had a big game against Lincoln County his senior year, completing 11-of-13 passes for 198 yards and three touchdowns and rushing for 168 yards on 21 carries and three scores ... An all-state selection at quarterback for the Class A North offense by the GACA as a junior ... A second-team all-area selection as a junior by The Augusta Chronicle ... Also played basketball.

**PERSONAL:** Born Dalen Demarcus Cobb on June 22 in Washington, GA ... Son of Shirdrina Binns and Roosevelt Cobb.

**MAJOR:** Interdisciplinary Studies

**DALEN COBB'S CAREER RECEIVING STATS**

Year	G-S	REC	NET	APC	TD	APG	LONG
2022	6-0	8	73	9.1	0	12.1	17 (UL)
2023	12-4	40	601	15.0	2	50.1	76 (GAST)
2024	13-12	52	599	11.5	4	46.1	55 (ODU)
	<b>31-16</b>	<b>100</b>	<b>1,273</b>	<b>12.7</b>	<b>6</b>	<b>41.1</b>	<b>76 (GAST)</b>

**DALEN COBB'S CAREER KICK RETURN STATS**

Year	G	ATT.	NET	APR	TD	APG	LONG
2022	6	0	0	-	0	-	-
2023	12	13	284	21.8	0	23.7	33 (UAB)
2024	13	4	78	19.5	0	6.0	25 (SHSU)
	<b>31</b>	<b>17</b>	<b>362</b>	<b>21.3</b>	<b>0</b>	<b>11.7</b>	<b>33 (UAB)</b>

## 29 DEVIN COLLIER

**DEFENSIVE BACK • 5-10 • 185 • R-FR.**  
ALBANY, GA.  
LEE COUNTY HS



**2024-25:** Played in five games and was able to redshirt ... Saw action on 34 plays (seven defense, 27 special teams) ... Saw action on special teams against Boise State ... Played five snaps on special teams in the win at Nevada and seven against South Carolina State ... Was in for eight snaps on special teams in the win over App State ... Played seven snaps on defense and four on special teams against Sam Houston in the New Orleans Bowl ... Made the Honor Roll in the spring.

**HIGH SCHOOL:** Played at Lee County High for Coach Dean Fabrizio ... The Athlete of the Year for his play as a defensive back and receiver for the 4-7A grouping as a senior ... A three-time all-region player and a two-time honorable mention all-state player ... Had 76 carries for 551 yards and 13 touchdowns as a senior ... Also had two passing touchdowns, 523 kick return yards and 164 punt return yards ... On defense, had 69 tackles, including 6.0 for loss and 3.0 sacks, along with four pass breakups ... Ranked the No. 52 "athlete" in the country and the No. 177 player in the state by On3 ... Rated the No. 154 safety in the country and the No. 148 player in the state of Georgia by 247Sports ... Earned all-region honors in track.

**PERSONAL:** Born Devin Shamar Collier on September 3 in Albany, GA ... Son of Kelvin and Delorise Collier ... Has three siblings: Victor Moore, Deantea Collier and Carlos Moore ... Cousin is former NFL receiver Isaac Bruce.

**MAJOR:** Management

## 78 CALEB COOK

**OFFENSIVE LINEMAN • 6-3 • 320 • R-SR.**  
BRUNSWICK, GA.  
BRUNSWICK HS



**2024 - All-Sun Belt Conference Third Team**

**2024 - All-Sun Belt Conference Fourth Team (Phil Steele)**

**2024 - College Sports Communicators Academic All-District**

**2023-24 - Sun Belt Conference Academic Honor Roll**

**2022-23 - Sun Belt Conference Academic Commissioner's List**

**2021-22 - Sun Belt Conference Academic Commissioner's List**

**2024-25:** Played in all 13 games, starting 12 ... Saw action on 858 plays (807 offense, 51 special teams) ... Named third-team All-Sun Belt Conference ... A fourth-team All-Sun Belt selection by Phil Steele ... A College Sports Communicators Academic All-District selection ... Played all 92 offensive snaps against Boise State ... Was in for all 64 offensive snaps in the win at Nevada ... Played 50 snaps on offense and seven on special teams against South Carolina State ... Was in for all 76 offensive snaps at Ole Miss ... Played 72 offensive snaps in the win at Georgia State ... Came off the bench for the second half to play 51 offensive snaps in the win over Marshall ... Returned to the starting lineup in the win over James Madison, playing 64 offensive snaps ... Played 54 offensive snaps at Old Dominion and 60 in the win over South Alabama ... Was in for 41 offensive snaps against Troy ... Played 59 offensive snaps in the win at Coastal Carolina ... Was in for 48 offensive snaps in the win over App State ... Played 76 offensive snaps against Sam Houston in the New Orleans Bowl ... Made the Honor Roll in the fall ... Made the Dean's List in the fall for posting a GPA higher than 3.50.

**2023-24:** Played in two games ... Was on the field for 49 total snaps (42 offense, seven special teams) ... Played 40 snaps on offense in the opener against The Citadel ... Was on the field for 10 snaps in the win over UAB ... Suffered a broken right leg and had surgery ... Missed the rest of the season ... Made the Dean's List in the spring for posting a GPA higher than 3.50 ... Named to the 2023-24 Sun Belt Conference Academic Honor Roll for maintaining a 3.00-3.49 GPA.

**2022-23:** Played in all 13 games ... Was on the field for 86 total snaps (12 offense, 74 special teams) ... Played 11 snaps on offense and eight on special teams in the opener against Morgan State ... Saw action on special teams in the win at Nebraska and at UAB ... Played special teams against Ball State and against Coastal Carolina ... Was on the field for six special teams snaps at Georgia State and eight in the win over No. 25 James Madison ... Played five snaps on special teams in the win at Old Dominion and six against South Alabama ... Was on the field for four special teams snaps at Louisiana and two against Marshall ... Played nine total snaps in the overtime win over App State ... Played three snaps on special teams in the Camellia Bowl against Buffalo ... Made the Honor Roll in the fall ... Made the Dean's List in the spring for earning a 3.50 GPA or higher ... Named to the 2022-23 Sun Belt Conference Commissioner's List for maintaining a 3.50 GPA or higher.

**2021-22:** Played in two games and was able to redshirt ... Played 12 total snaps on offense ... Made his collegiate debut against Arkansas State, playing eight offensive snaps ... Played seven snaps on offense against South Alabama ... Made the Dean's List in the fall for posting a GPA higher than 3.50 ... Made the President's List in the spring for making a perfect 4.00 GPA ... Named to the 2021-22 Sun Belt Conference Commissioner's List for maintaining a 3.50 GPA or higher.

**2020-21:** Graduated from high school early and enrolled at Georgia Southern in January ... Went through spring practice with the Eagles ... Made the President's List in the spring for posting a perfect 4.0 GPA.

**HIGH SCHOOL:** Played at Brunswick High for Coach Sean Pender ... A first-team all-state selection for the 6A level by the Atlanta Journal-Constitution ... Ranked the No. 102 offensive guard in the country by 247Sports ... Rated as the No. 122 offensive guard in the country by

ESPN.com ... Named all-state, all-region and All-Coastal Area as a junior ... Also participated in track & field.

**PERSONAL:** Born Caleb Cook on October 3 in Brunswick, GA ... Son of Cathy Chastine and Gary Cook.

**MAJOR:** Multimedia Journalism/Communications (double major)

## 36 JADAAN COOPER

DEFENSIVE BACK • 5-10 • 165 • R-FR.  
WINDER, GA.  
WINDER-BARROW HS



**2024-25:** Did not see any game action ... Was redshirted ... Made the Dean's List in the fall for posting a GPA higher than 3.50 ... Made the Honor Roll in the spring.


**HIGH SCHOOL:** Played for Coach Robert Paxia at Winder-Barrow High ... Had 45 tackles, eight pass break ups and two interceptions that were returned for touchdowns his senior season ... Also played basketball and ran track.

**PERSONAL:** Born Jadaan Deshawn Cooper on January 26 in Gwinnett, GA ... Son of Marketta Gaston and Corey Cooper ... Has two siblings, Makiya Bell and Khloe Cooper.

**MAJOR:** Civil Engineering

## 26 CHRIS CROUCH

DEFENSIVE BACK • 5-11 • 195 • R-SR.  
NAPLES, FLA.  
BARRON COLLIER HS • WARNER



### 2023-24 - Sun Belt Conference Academic Honor Roll

**2024-25:** Played in all 13 games ... Saw action on 233 special teams plays, second most on the team ... Tallied four tackles on the season ... Played 21 snaps on special teams against Boise State ... Was in on 20 special teams snaps in the win at Nevada and 16 against South Carolina State ... Had a tackle on kickoff coverage at Ole Miss ... Was in for 19 snaps on special teams in the win at Georgia State ... Had a tackle on special teams in the win over Marshall ... Played 14 snaps on special teams in the win over James Madison and 19 at Old Dominion ... Had two stops on special teams in the win over South Alabama ... Played 14 snaps on special teams against Troy ... Was in for 15 special team snaps in the win at Coastal Carolina and 12 in the win over App State ... Played 20 snaps on special teams against Sam Houston in the New Orleans Bowl ... Made the Honor Roll in the fall.

**2023-24:** Played in 11 games ... Was on the field for 148 total snaps (five defense, 143 special teams) ... Had two tackles on the season ... Saw action on five defensive snaps and eight special teams plays in the opener against The Citadel ... Played six snaps on special teams in the win over UAB ... Played six snaps on special teams in the win over Coastal Carolina ...

Traveled and was in for 12 special teams snaps at James Madison ... Played 12 snaps on special teams in the win over ULM and 15 in the win over Georgia State ... Played 18 snaps on special teams at Texas State ... Had a tackle on special teams at Marshall ... Was in for 16 special teams snaps against Old Dominion ... Had a tackle on special teams at App State ... Played briefly on special teams against Ohio in the Myrtle Beach Bowl ... Made the Honor Roll in the spring ... Named to the 2023-24 Sun Belt Conference Academic Honor Roll for maintaining a 3.00-3.49 GPA.

**2022-23:** Was enrolled at Georgia Southern in the fall but was not on the team ... Redshirted ... Joined the program in the spring after going through the Edwin Jackson Memorial Walk-On Tryouts ... Made the Honor Roll in the spring.

**2021-22:** Played in eight games at Wagner ... Tallied 37 tackles, including 5.0 for loss ... Had three pass breakups ... Posted 10 tackles in the opener against Reinhardt ... Had two tackles for loss in that game ... Had two pass breakups and seven tackles against St. Thomas ... Transferred to Florida Atlantic in the spring but was not on the team.

**HIGH SCHOOL:** Played for Coaches Mark Jackson, Dan Pallante and Rick Maccluggage at Barron Collier High ... Had 450 all-purpose yards as a senior, averaging 7 yards per carry on 56 touches ... Had seven touchdowns in nine games ... Had 63 tackles, including 3.0 for loss, four pass breakups and a forced fumble ... Earned the Barron Collier High School Coaches Award in 2021 ... Named the National Football Foundation and College Hall of Fame Collier County Chapter Scholar-Athlete ... Made regionals in the 4x100 relay in track ... A member of the National Honor Society

**PERSONAL:** Born Christopher Thomas Crouch on December 29 in Naples, FL ... Son of Yvonne Parry and David Crouch ... Has two older brothers, Nick and Matthew.

**MAJOR:** Exercise Science (Graduated)

## 19 JOSH DALLAS

WIDE RECEIVER • 6-1 • 205 • R-JR.  
SHARPSBURG, GA.  
TRINITY CHRISTIAN SCHOOL



**2024 - All-Sun Belt Conference Honorable Mention (College Football Network)**  
**2023-24 - Sun Belt Conference Academic Honor Roll**  
**2023 - College Sports Communicators Academic All-District**  
**2022-23 - Sun Belt Conference Academic Honor Roll**

**2024-25:** Played in all 13 games, starting two ... Saw action on 589 plays (516 offense, 73 special teams) ... Caught 46 passes for 614 yards and a team-high six touchdowns ... Averaged 9.1 yards on eight punt returns with a long of 31 yards ... Named honorable mention all-conference by College Football Network ... Caught three passes for 20 yards against Boise State ... Had two catches for 23 yards in the win at Nevada ... Was selected to wear the No. 0 for the game ... Had a career-long 58-yard reception against South Carolina State ... Caught one pass at Ole Miss ... Had nine catches for 89 yards and his first collegiate touchdown in the win at Georgia State ... Caught a 10-yard pass in the win over Marshall ... Caught five passes for 34 yards in the win over James Madison ... Had three catches for 90 yards and a 59-yard touchdown at Old Dominion ... Hauled in five passes for 96 yards and two scores in the win over South Alabama ... Caught four passes for 69 yards and had two rushes for 18 yards against Troy ... Had a 4-yard rushing touchdown in that game ... Had three catches for 25 yards in the win at Coastal Carolina ... Caught four passes for 53 yards and the opening touchdown in the win over App State ... Had a 13-yard rush, five catches for 46 yards and a score and a 31-yard punt return against Sam Houston in the New Orleans Bowl ... Made the Dean's List in the fall for posting a GPA higher than 3.50 ... Made the Honor Roll in the spring.

**2023-24:** Played in 12 games ... Was on the field for 149 total snaps (68 offense, 81 special teams) ... Had four catches for 40 yards ... A College Sports Communicators Academic All-District selection ... Caught two passes for 14 yards in the opener against The Citadel ... Was on the field late for a onside kick recovery team in the win over UAB ... Played nine offensive snaps late in the win at Ball State ... Played 20 total snaps in the win over Coastal Carolina ... Caught two passes for 26 yards at James Madison ... Played nine total snaps in the win over ULM and 13 in the win over Georgia State ... Was in for 17 total snaps at Texas State and 18 at Marshall ... Played nine total snaps against Old Dominion and 10 at App State ... Was on the field for eight total snaps against Ohio in the Myrtle Beach Bowl ... Made the Honor Roll in the fall ... Made the Dean's List in the spring for posting a GPA higher than 3.50 ... Named to the 2023-24 Sun Belt Conference Academic Honor Roll for maintaining a 3.00-3.49 GPA.

**2022-23:** Played in five games and was redshirted ... Was on the field for 36 total snaps (7 offense, 29 special teams) ... Made his collegiate debut in the opener against Morgan State with four offensive snaps ... Played seven snaps on special teams in the win over No. 25 James Madison ... Was on the field for eight special teams snaps at Louisiana and also against Marshall ... Played three snaps on offense and six on special teams in the Camellia Bowl against Buffalo ... Made the Dean's List in the fall for posting a GPA higher than 3.50 ... Made the Honor Roll in the spring ... Named to the 2022-23 Sun Belt Conference Academic Honor Roll for maintaining a 3.00-3.49 GPA.

**HIGH SCHOOL:** Played for Coach Kenny Dallas at Trinity Christian School ... A first-team all-state selection by the AJC for the 1A Private level as a senior ... A member of the 2021 GPB All-State Football Team as a wide receiver ... Named to Recruit Georgia's Class A Private All-State first team as a receiver ... Named to the 2021 SBLive Georgia All-State football third team as a defensive back ... The Region 4-A Co-Offensive Player of the Year as a senior wide receiver ... Named the 2021 All-County Football Super 7 Co-Player of the Year along with his brother, David, by the Coweta Score ... Named to the AJC's All-Metro Team for the Southside area ... Caught 60 passes for 1,169 yards and 16 touchdowns as a senior ... Also had over 30 tackles and eight interceptions on defense ... Helped lead his team to a state title his senior season ... Named a GPB sports all-star for all classifications ... Finished his career with over 170 catches for over 2,700 yards and 25 touchdowns ... Also played basketball ... Rated as the No. 110 "athlete" in the country and the No. 129 player in the state of Georgia by 247Sports Composite ... Ranked the No. 157 "athlete" in the country and the No. 132 player in Georgia by 247Sports ... Ranked as the No. 71 "athlete" in the country and the No. 133 player in Georgia by On3 ... Ranked as the No. 78 "athlete" in the country and the No. 131 player in Georgia by On3 Consensus.

**PERSONAL:** Born Joshua Kenneth Dallas on September 11 in Atlanta ... Son of Kenny and Shannon Dallas ... Has five siblings: Jake, Caleb, David, Elly and Zech ... Brother, David, also played football at Georgia Southern ... Was married in May of 2025 to his high school sweetheart, Ashlyn.

**MAJOR:** Interdisciplinary Studies

#### JOSH DALLAS'S CAREER RECEIVING STATS

Year	G-S	REC	NET	APC	TD	APG	LONG
2022	5-0	0	0	-	0	-	-
2023	12-0	4	40	10.0	0	0.8	15 (JMU)
2024	13-2	46	614	13.3	6	47.2	59 (ODU)
	<b>30-2</b>	<b>50</b>	<b>654</b>	<b>13.1</b>	<b>6</b>	<b>22.6</b>	<b>59 (ODU)</b>

# 90

## DA'SHAWN DAVIS

DEFENSIVE LINE • 6-2 • 225 • SR.  
CHARLOTTE, N.C.  
HOUGH HS



**2024-25:** Played in all 13 games ... Saw action on 325 plays (303 defense, 22 special teams) ... Had 25 tackles, including 3.5 for loss and a sack, and a pass breakup on the season ... Had two tackles against Boise State ... Posted a solo tackle in the win at Nevada ... Had two tackles, including one for loss, against South Carolina State ... Recorded three tackles at Ole Miss ... Was in for 17 total snaps in the win at Georgia State ... Posted four stops in the win over Marshall ... Tallied four tackles in the win over James Madison ... Posted one tackle at Old Dominion ... Recorded three tackles, including 1.5 for loss and a big sack on the final drive, in the win over South Alabama ... Played six total snaps against Troy ... Had a tackle for loss in the win at Coastal Carolina ... Had four stops in the win over App State ... Played 26 snaps against Sam Houston in the New Orleans Bowl ... Made the Honor Roll in the spring.

**2023-24:** Played in 12 games ... Was on the field for 241 total snaps (225 defense, 16 special teams) ... Recorded 25 tackles, including 7.5 for loss and 2.5 sacks, along with two quarterback hurries ... Played nine defensive snaps in the opener against The Citadel ... Was on the field for 24 snaps in the win over UAB ... Had two solo tackles at Wisconsin ... Posted three tackles, including one for loss and half a sack, in the win at Ball State ... Had a tackle in the win over Coastal Carolina ... Saw limited action at James Madison before leaving with a shoulder injury ... Played nine snaps in the win over ULM ... Sat out the Georgia State game ... Had a tackle at Texas State ... Had four tackles, including a sack, and two forced fumbles at Marshall ... Posted five tackles, including two for loss, against Old Dominion ... Had two tackles for loss and a sack at App State ... Had six tackles, including one for loss, against Ohio in the Myrtle Beach Bowl.

**2022-23:** Played in seven games ... Was on the field for 80 defensive snaps ... Had six tackles, including 2.5 sacks ... Also had a quarterback hurry ... Made his collegiate debut in the win over No. 25 James Madison, playing eight snaps on defense ... Had a quarterback hurry in the win at Old Dominion ... Recorded two sacks against South Alabama ... Had three tackles at Louisiana ... Played three snaps on defense against Marshall and seven in the overtime win over App State ... Had half a sack in the Camellia Bowl against Buffalo.

**HIGH SCHOOL:** Played for Coach Matt Jenkins at Hough High ... A North Carolina Super Team/ All-State Second-Team selection by The Charlotte Observer and Raleigh News & Observer ... Rated three stars by ESPN and as the No. 83 defensive tackle in the country and the No. 33 player in North Carolina ... The Queen City Board 4A Defensive Player of the Year ... Had 68 tackles (36 solo), including seven sacks, his senior year ... Had 129 tackles (59 solo), including 19 sacks, over his high school career.

**PERSONAL:** Born Da'Shawn A. Davis on April 14 in Charlotte ... Son of Latricia Byers and Norman Davis ... Has two siblings, Di'Andre and Vincent ... Brother, Di'Andre, played football at ETSU.

**MAJOR:** Interdisciplinary Studies

#### DA'SHAWN DAVIS'S CAREER DEFENSIVE STATS

Year	G-S	U	A	TT	TFL	SKS	INT	PBU	QH	BLK	FR-FF
2022	7-0	2	4	6	2.5-17	2.5-17	0	0	1	0	0-0
2023	12-0	9	16	25	7.5-27	2.5-16	0	0	0	0	0-2
2024	13-0	13	12	25	3.5-15	1.0-7	0	1	0	0	0-0
	<b>32-0</b>	<b>24</b>	<b>32</b>	<b>56</b>	<b>13.5-59</b>	<b>6.0-40</b>	<b>0</b>	<b>1</b>	<b>1</b>	<b>0</b>	<b>0-2</b>

## 17

### JAYDEN DAVIS

DEFENSIVE BACK • 6-1 • 180 • R-SO.

SUWANEE, GA.

COLLINS HILL HS • CINCINNATI/GEORGIA TECH



**2024-25:** Played in eight games with Georgia Tech ... Did not record any stats ... Transferred to Georgia Southern in January.

**2023-24:** Saw action in two games as a true freshman at Cincinnati ... Played against Houston and West Virginia ... Did not record any statistics ... Redshirted.

**HIGH SCHOOL:** Played at Collins Hill High for Coach Lenny Gregory ... Rated as a three-star prospect by Rivals, 247Sports and ESPN ... Ranked among the top 50 overall prospects in the state of Georgia by both Rivals and ESPN ... Senior season was cut short due to injury, but still garnered all-county recognition from the Touchdown Club of Gwinnett County ... Earned all-region and all-county honors as a junior in 2021, when he recorded 65 tackles (59 solo), three interceptions and eight pass breakups while helping lead Collins Hill to a 15-0 record, the Georgia 7-A state championship and a No. 3 final national ranking ... His 2021 Collins Hill team was the first to play in the highest classification in Georgia and win every game by at least 15 points since 1971.

**PERSONAL:** Born Jayden Davis on December 7 in Silver Spring, MD ... Son of Bridgette Saunders.

**MAJOR:** Interdisciplinary Studies

## 99

### DONAL DEMPSEY

KICKER • 6-0 • 195 • FR.

DUNBOYNE, IRELAND

ST PETER'S COLLEGE DUNBOYNE



**2024-25:** Signed with the Eagles in January and went through spring practice ... Made the Honor Roll in the spring.

**HIGH SCHOOL:** Attended St Peter's College Dunboyne Dunboyne, County Meath ... Played Gaelic Football, hurling and soccer for St Peter's Dunboyne GAA ... Won various underage titles in both hurling at U14, U15, Minor and U21 as well as Gaelic Football at U15 age level ... Also played rugby for Coolmine Rugby Club and soccer for Dunboyne growing up ... Also represented County Meath in hurling from U14 to Minor ... Moved to Australia upon graduation from secondary school to train with ProKick Australia ... Ranked the No. 16 kicker in the country by 247Sports.

**PERSONAL:** Born Donal Dempsey on June 3 in Dublin, Ireland ... Son of John and Grainne Dempsey ... Has four siblings: Eoin, Paul, Dermot and Oria.

**MAJOR:** Management

## 18

### KD DORSEY

WIDE RECEIVER • 6-1 • 200 • R-FR.

HEPHZIBAH, GA.

EVANS HS



**2024-25:** Did not see any game action ... Was redshirted ... Made the Dean's List in the fall for posting a GPA higher than 3.50.

**2023-24:** Played in eight games, starting one ... Was on the field for 64 total snaps (50 offense, four special teams) ... Tallied five catches for 31 yards ... Had an 8-yard catch in the opener against The Citadel ... Was on the field for an onside kick recovery in the win over UAB ... Had two catches for 16 yards at Wisconsin ... Played 17 offensive snaps in the win at Ball State ... Got his first college start at James Madison, catching two passes for 7 yards ... Saw brief action on offense in the win over Georgia State ... Played two snaps on special teams at Marshall ... Made the Honor Roll in the fall.

**HIGH SCHOOL:** Played for Coach Barret Davis at Evans High ... Named first-team all-region for the Region 2-6A grouping ... Had 40 catches for 800 yards as a senior ... Scored 10 touchdowns ... Also had four interceptions ... Selected to play in Border Bowl X for Team Georgia ... Named the Offensive MVP of the game ... Landed on the Augusta Chronicle Dream 16 for preseason 2022 ... Caught four touchdowns as a junior ... Rated as the No. 343 wide receiver in the country and the No. 217 player in the state by On3 ... Ranked the No. 194 player in the state of Georgia by 247Sports ... Also played basketball and ran track.

**PERSONAL:** Born Kenneth Tyshawn Dorsey on September 9 in Augusta, GA ... Son of Angel Dorsey and Kenneth Bailey ... Has two brothers, Marvis Foster and Jayden Bailey, and a sister, Peyton Bailey.

**MAJOR:** Sport Management

#### KD DORSEY'S CAREER RECEIVING STATS

Year	G-S	REC	NET	APC	TD	APG	LONG
2023	8-1	5	31	6.2	0	3.9	11 (JMU)
2024	-DNP-						
	<b>8-1</b>	<b>5</b>	<b>31</b>	<b>6.2</b>	<b>0</b>	<b>3.9</b>	<b>11 (JMU)</b>


## 38

### KEVIN DOUGLAS

WIDE RECEIVER • 5-8 • 170 • R-SO.

AUGUSTA, GA.

AQUINAS HS



**2023-24 - Sun Belt Conference Academic Honor Roll**

**2024-25:** Did not see any game action ... Made the Honor Roll in the fall and spring.

**2023-24:** Did not play in any games ... Was redshirted ... Made the Honor Roll in the fall and spring ... Named to the 2023-24 Sun Belt Conference Academic Honor Roll for maintaining a 3.00-3.49 GPA.

**HIGH SCHOOL:** Played at Aquinas High for Coach James Leonard . . . An honorable mention all-state selection as a senior . . . Named first-team all-region as a junior and senior . . . Named all-area first-team as a senior . . . Had 61 receptions for 950 yards and 10 touchdowns as a senior . . . Also played baseball, earning all-area honors.

**PERSONAL:** Born Kevin Augustine Douglas on September 25 in Augusta, GA . . . Son of Pat and Maggie Douglas . . . Has nine siblings.

**MAJOR:** Finance

## 7 JACOB FERGUSON

DEFENSIVE LINE • 6-3 • 240 • SIXTH YEAR  
TROY, Mo.

TROY BUCHANAN HS • UNI/IOWA WESTERN CC



**2024-25:** Played in 11 games, starting three . . . Saw action on 333 plays (284 defense, 49 special teams) . . . Tallied 19 tackles, including 3.5 for loss and a sack, to go along with an interception, two quarterback hurries and a fumble recovery . . . Had two tackles, including one for loss, against Boise State . . . Recorded one tackle in the win at Nevada . . . Had a tackle against South Carolina State . . . Had a tackle in the win at Georgia State . . . Recorded three stops in the win over Marshall . . . Played eight snaps in the win over James Madison . . . Was in for 33 defensive snaps in the win over South Alabama . . . Got the start against Troy, recording five tackles, including 1.5 for loss and a sack . . . Also had a quarterback hurry . . . Had a fumble recovery in the win at Coastal Carolina . . . Tallied six tackles, including one for loss, and an interception in the win over App State . . . Granted a sixth year of eligibility by the NCAA due to his time at a JUCO school . . . Made the Honor Roll in the spring.

**2023-24:** Played in 10 games . . . Was on the field for 195 total snaps (161 defense, 34 special teams) . . . Totaled 11 tackles, including 2.5 for loss and a sack . . . Had four tackles in the opener against The Citadel . . . Played 30 total snaps in the win over UAB . . . Played 40 total snaps at Wisconsin . . . Had a sack in the win at Ball State . . . Played 11 defensive snaps in the win over Coastal Carolina and eight at James Madison . . . Played 27 total snaps at Texas State . . . Was in for five total snaps against Old Dominion . . . Recorded two tackles at App State . . . Had four tackles, including 1.5 for loss, against Ohio in the Myrtle Beach Bowl.

**2022-23:** Played in one game for Iowa Western CC, posting two tackles . . . One of those tackles was for loss . . . The Reivers won the NJCAA national title . . . Enrolled at Georgia Southern in January . . . Made the Honor Roll in the spring.

**2021-22:** Had 2.5 sacks in five games for Iowa Western CC.

**2020-21:** Attended Northern Iowa, where he didn't see action in the COVID season.

**HIGH SCHOOL:** Played for Coach Ryan Nesbitt at Troy Buchanan High . . . A two-time all-conference honoree who also earned all-district honors in 2018 and 2019 . . . Racked up 45 tackles, including 6.0 sacks and 19 tackles for loss, along with two forced fumbles, two fumble recoveries and a touchdown as a senior . . . A four-sport athlete who played football, wrestling, lacrosse and track & field.

**PERSONAL:** Born Jacob Ferguson on March 26 in St. Louis . . . Son of Lashonda and Antonio Felder . . . Has three brothers, Micah, Caleb and Gabriel, and a sister, Jordan.

**MAJOR:** Interdisciplinary Studies - Communications (Graduated)

### JACOB FERGUSON'S CAREER DEFENSIVE STATS

YEAR	G-S	U	A	TT	TFL	SKS	INT	PBU	QH	BLK	FR-FF
2023	10-0	4	7	11	2.5-14	1.0-9	0	0	0	0	0-0
2024	11-3	6	13	19	3.5-12	1.0-5	1	0	2	0	1-0
	<b>21-3</b>	<b>10</b>	<b>20</b>	<b>30</b>	<b>6.0-26</b>	<b>2.0-14</b>	<b>1</b>	<b>0</b>	<b>2</b>	<b>0</b>	<b>1-0</b>

## 58 KYLE FRAZIER

OFFENSIVE LINE • 6-2 • 320 • SIXTH YEAR  
AUGUSTA, GA.  
GLENN HILLS HS • SAVANNAH STATE



**2024-25:** Played in three games and was redshirted . . . Saw action on 15 special teams snaps . . . Made his Eagle debut in the win at Nevada, playing four snaps on special teams . . . Was in for seven special teams plays against South Carolina State . . . Played four snaps on special teams against Sam Houston in the New Orleans Bowl . . . Made the Dean's List in the fall for posting a GPA higher than 3.50 . . . Made the President's List in the spring for making a perfect 4.00 GPA.

**2023-24:** Started all 10 games for the Tigers . . . Entered the NCAA Transfer Portal in November and enrolled at Georgia Southern in January . . . Made the President's List in the spring for making a perfect 4.00 GPA.

**2022-23:** A second-team All-SIAC selection as an offensive lineman . . . Started all 10 games for SSU.

**2021-22:** A second-team All-SIAC selection as an offensive lineman . . . Started five games for the Tigers.

**2020-21:** Played defensive line for the Tigers . . . Did not see any game action during the COVID season played in the spring.

**2019-20:** Enrolled at Savannah State in the spring of 2020 . . . Went through spring practice.

**HIGH SCHOOL:** Played for Coach Brandon Tull at Glenn Hills High . . . A Region 4-AA first-team selection as an offensive lineman as a senior . . . Made the first team as a tight end as a junior . . . Also played basketball . . . Was diagnosed with Hodgkin's Lymphoma in May of 2019, but was declared cancer-free in August after chemotherapy and three surgeries, including two biopsies.


**PERSONAL:** Born Kyle Imahn Frazier on August 2 in Augusta, GA . . . Son of Kenya James and James Frazier . . . Has three siblings: Kyvan, Keasia and Kianna . . . Is a spokesperson for the Leukemia & Lymphoma Society.

**MAJOR:** Biology (Graduated; Savannah State)

# 12

## JC FRENCH IV

QUARTERBACK • 6-1 • 200 • R-JR.  
 ROSWELL, GA.  
 BLESSED TRINITY CATHOLIC • MEMPHIS



**2024-25:** Started all 13 games ... Saw action on 882 offensive snaps ... Completed a school-record 65.6 percent of his passes (269-410) for 2,831 yards and 17 touchdowns against 11 interceptions ... Also ran 117 times for 239 yards and two scores ... Made his first collegiate start against Boise State ... Threw for 322 yards and two touchdowns and ran for 39 yards and a score in that game against the Broncos ... Had two touchdowns and 243 passing yards in the win at Nevada ... Threw for 211 yards and two touchdowns against South Carolina State ... Completed 20 of 29 passes at Ole Miss ... Threw for 237 yards and a touchdown and ran for 30 yards in the win at Georgia State ... Threw for 194 yards and rushed for 25 in the win over Marshall ... Completed 24 of 33 passes for 215 yards and three touchdowns in the win over James Madison ... Threw three interceptions in that game ... Threw for 259 yards and two touchdowns at Old Dominion ... Had two touchdowns and threw for 198 yards on 22 of 27 passing in the win over South Alabama ... Completed 17 of 28 passes for 171 yards against Troy ... Threw for 294 yards and a touchdown on 25-of-38 passing in the win at Coastal Carolina ... Completed 16 of 19 passes for 166 yards and a touchdown and also ran for 51 yards in the win over App State ... Threw for 212 yards and a touchdown against four interceptions, with 34 yards rushing and a score against Sam Houston in the New Orleans Bowl ... Made the Dean's List in the fall for posting a GPA higher than 3.50 ... Made the Honor Roll in the spring.

**2023-24:** Played in 10 games ... Was on the field for 48 offensive snaps ... Completed 13 of 16 passes for 122 yards and a touchdown with one interception ... Also ran the ball 14 times for 48 yards ... Completed all four of his passes for 29 yards in the opener against The Citadel ... Ran the ball four times for 10 yards at Wisconsin ... Was 2 for 2 for 19 yards and had an 18-yard run in the win at Ball State ... Had a 2-yard rush in the win over Coastal Carolina ... Completed 4 of 5 passes for 33 yards at James Madison ... Carried the ball twice for 8 yards and completed a 2-yard pass in the win over ULM ... Had one rush in the win over Georgia State ... Had a 6-yard run at Texas State ... Had one rush against Old Dominion ... Threw his first collegiate touchdown pass at App State ... Completed 2-of-4 passes for 39 yards and had a 10-yard rush before leaving the game with an elbow injury ... Missed the bowl game.

**2022-23:** Did not play in any games at Memphis ... Was redshirted ... Entered the NCAA Transfer Portal in December ... Enrolled at Georgia Southern in January.

**HIGH SCHOOL:** Played his senior year at Blessed Trinity Catholic for Tom Hall ... Rated the No. 21 quarterback in the country and the No. 77 player in Georgia by ESPN Recruiting ... Ranked the No. 86 quarterback in the nation by On3 ... Threw for 2,902 yards and 32 touchdowns as a junior at Wesleyan High in helping the school to the state finals ... Started for the Wolves as a freshman and made an immediate splash, passing for 1,901 yards, sixth most in the county, with 13 touchdowns and five interceptions in 2018 ... He competed 205 of 312 passes, while also getting the nod in the red zone to run for 16 touchdowns and nearly 400 yards, as a sophomore.

**PERSONAL:** Born James Charles French IV on December 4 ... Son of Lisa and Jimmy French ... Has one sister, Ellie.

**MAJOR:** Marketing

### JC FRENCH IV'S CAREER PASSING STATS

Year	G-S	COMP-ATT.	YDS	TD-INT	PCT	RTG	APG	LONG
2023	10-0	13-16	122	1-1	81.3	153.4	12.2	25 (APP)
2024	13-13	269-410	2,831	17-11	65.6	131.93	217.8	59 (ODU)
<b>23-13</b>	<b>282-426</b>	<b>2,953</b>	<b>18-12</b>	<b>66.2</b>	<b>132.7</b>	<b>128.4</b>	<b>59 (ODU)</b>	

### JC FRENCH IV'S CAREER RUSHING STATS

Year	G-S	ATT.	NET	APR	TD	APG	LONG
2023	10-0	14	48	3.4	0	4.8	18 (BSU)
2024	13-13	117	239	2.0	2	18.4	19 (APP)
<b>23-13</b>	<b>131</b>	<b>287</b>	<b>2.2</b>	<b>2</b>	<b>12.5</b>	<b>19 (APP)</b>	

# 31

## CHANCE GAMBLE

DEFENSIVE BACK • 6-2 • 180 • R-SR.  
 FITZGERALD, GA.  
 FITZGERALD HS • KENNESAW STATE



**2024 - All-Sun Belt Conference Second Team**

**2024 - All-Sun Belt Conference Second Team (Phil Steele)**

**2024 - College Sports Communicators Academic All-District**

**2024-25:** Played in and started 10 games ... Saw action on 647 plays (582 defense, 65 special teams) ... Had 48 tackles, including 1.5 for loss, to go along with three interceptions, eight pass breakups, a forced fumble and a fumble recovery ... A second-team All-Sun Belt Conference selection ... A second-team All-Sun Belt selection by Phil Steele ... A College Sports Communicators Academic All-District selection ... Had three tackles, including half a stop for loss, a forced fumble and a pass breakup against Boise State ... Posted seven tackles and a pass break up in the win at Nevada ... Recorded six tackles against South Carolina State ... Had seven tackles, a pass break up and an interception at Ole Miss ... Posted two tackles and an interception in the win at Georgia State ... Suffered a broken finger in practice that required surgery the week of the Marshall game and missed the next three games ... Returned to start at South Alabama and tallied four tackles and a pass breakup ... Had seven stops, including one for loss, and a pass breakup against Troy ... Recorded four tackles, an interception and a pass breakup in the win at Coastal Carolina ... Had four tackles in the win over App State ... Had four tackles against Sam Houston in the New Orleans Bowl ... Made the Honor Roll in the fall and spring.

**2023-24:** Started four games at Kennesaw State and received a redshirt ... Registered 13 tackles (eight solo) with two pass breakups ... Recorded three tackles (two solo) at Chattanooga ... Also recorded one pass breakup ... Added five tackles (three solo) versus Furman ... Entered the NCAA Transfer Portal and enrolled at Georgia Southern in January ... Made the President's List in the spring for making a perfect 4.00 GPA.

**2022-23:** Started all 10 games for the Owls ... Made his first career start in the season opener at Samford ... Finished the game with two tackles ... Picked up two fumble recoveries at Jacksonville State ... Posted three tackles (two solo) in the contest with one pass breakup that led to an interception ... Recorded six tackles (four solo) in a double-overtime victory against North Alabama ... Registered five tackles (three solo) against Central Arkansas ... Posted seven tackles in a win over Charleston Southern ... Also added one tackle for loss and one pass breakup ... Tied the KSU record for most interceptions in a game with three at No. 15 UT-Martin and was named the FedEx Ground National Defensive Player of the Week ... Also set a new school record for longest interception return with an 89-yard pick six ... Recorded a career-high eight tackles (seven solo) in the contest ... Tied his career-high with eight tackles (six solo) against Austin Peay.

**2021-22:** Played in five games for the Owls ... Recorded seven tackles (six solo), two pass breakups and one interception ... His interception came against ETSU in the second round of the FCS Playoffs.

**HIGH SCHOOL:** Played at Fitzgerald High School under head coach Tucker Pruitt ... Helped lead FHS to a 14-1 record and state runner-up finish ... Was a triple threat for the Purple Hurricanes ... Had 587 receiving yards, 783 rushing yards, and 305 return yards ... Scored 23 total touchdowns ... The Class 2A player of the year, region player of the year and first team all-state athlete ... As a junior, had 22 tackles and seven interceptions ... Racked up 900 receiving yards, 400 rushing yards, and 11 total touchdowns en route to earning region offensive player of the year and all-state defensive back honors ... Named honorable mention all-state as a defensive back after recording 33 tackles, 12 PBUs, and a pick-six as a sophomore ... Was a 2019 scholar athlete ... Also was an all-state performer in basketball.

**PERSONAL:** Born Chance Gamble on March 18 in Forsyth, GA ... Son of John and Ali Gamble ... Has twin sisters Karlee and Alyssa.

**MAJOR:** Health & Physical Education (Graduated)

### CHANCE GAMBLE'S CAREER DEFENSIVE STATS

YEAR	G-S	U	A	TT	TFL	SKS	INT	PBU	QH	BLK	FR-FF
2021*	5-0	6	1	7	1.0-8	0.0-0	1	2	0	0	0-1
2022*	10-10	36	13	49	1.0-2	0.0-0	3	2	0	0	2-0
2023*	4-4	8	5	13	0.0-0	0.0-0	0	2	0	0	0-0
2024	10-10	34	14	48	1.5-2	0.0-0	3	8	0	0	1-1
<b>29-24</b>	<b>84</b>	<b>33</b>	<b>117</b>	<b>3.5-12</b>	<b>0.0-0</b>	<b>7</b>	<b>14</b>	<b>0</b>	<b>0</b>	<b>0</b>	<b>3-2</b>

\* - at Kennesaw State

## 13 DYLAN GARY

WIDE RECEIVER • 6-3 • 210 • R-JR.

SUWANEE, GA.

NORTH GWINNETT HS • KENTUCKY/WEST GEORGIA



**2024-25:** Played in 11 games at West Georgia ... Caught 48 passes for 810 yards and nine touchdowns ... Had three 100-yard games ... Caught 12 passes for 138 yards and three scores against Central Arkansas ... Had three catches for 147 yards and two touchdowns, including a 94 yarder against Lincoln ... Entered the NCAA Transfer Portal in December and enrolled at Georgia Southern in January.

**2023-24:** Played at Kentucky but didn't see any game action ... Named to SEC Fall Academic Honor Roll ... Transferred to West Georgia.

**2022-23:** Redshirted while at Kentucky ... Did not see action in any games.

**HIGH SCHOOL:** Two-year letter winner and one-year starter at North Gwinnett High School under head coach Bill Stewart ... As a starter at wide receiver his senior season, averaged 16.2 yards per reception and 49.9 yards per game, making 37 catches for 600 yards and five touchdowns through 12 games in 2021 ... That same season, he was named to the All-County Team and the 8A All-Region Offensive First Team in football ... Was also a three-year varsity basketball player and two-year track athlete at North Gwinnett ... Named a 2022 8A All-Region First Team selection in basketball ... Aided in the North Gwinnett basketball team's three straight regional championship titles and two straight Georgia High School Association (GHSA) Elite 8 appearances.

**PERSONAL:** Born Dylan Gary on December 12 in Suwanee, GA ... Son of Willie and Samantha Gary ... Has two sisters, Victoria and Averie ... Dad played defensive back at Kentucky from 1997-01 where he was a 1997 Freshman All-America First-Team selection by The Sporting News and a team captain in 2000 ... Went on to play for the St. Louis Rams in 2001 ... Mom ran track at Tennessee from 1998-2002, competing in the 100, 200 and 400 meters.

**MAJOR:** Communications

### DYLAN GARY'S CAREER RECEIVING STATS

Year	G-S	REC	NET	APC	TD	APG	LONG
2022*	-DNP-						
2023*	-DNP-						
2024^	11-11	48	810	16.9	9	73.6	94 (Linc)
	<b>11-11</b>	<b>48</b>	<b>810</b>	<b>16.9</b>	<b>9</b>	<b>73.6</b>	<b>94 (Linc)</b>

\* - at Kentucky

^ - at West Georgia

## 20 TERRANCE GIBBS

RUNNING BACK • 6-0 • 205 • R-JR.

ORLANDO, FLA.

WINTER PARK HS



**2024-25:** Played in five games ... Was redshirted ... Saw action on 40 plays (11 offense, 29 special teams) ... Had one rush for 4 yards and one catch for 2 yards ... Caught a 2-yard pass in the win over James Madison ... Saw limited action at Old Dominion ... Had two tackles and forced a big fumble on kickoff coverage in the win over South Alabama ... Played 13 total snaps in the win at Coastal Carolina ... Had a 4-yard rush against Sam Houston in the New Orleans Bowl.

**2023-24:** Played in six games ... Was on the field for 39 total snaps (32 offense, seven special teams) ... Had nine carries for 23 yards on the season ... Carried the ball twice for 10 yards in the opener against The Citadel ... Had three carries at Wisconsin ... Carried the ball twice for 2 yards in the win at Ball State ... Played on kickoff return in the win over Coastal Carolina ... Played briefly in the win over Georgia State ... Carried the ball twice for 12 yards at Texas State ... Made the Honor Roll in the fall.

**2022-23:** Did not see any game action while continuing to rehabilitate his knee.

**HIGH SCHOOL:** Played for Coach Tim Shiflett at Winter Park High ... An ESPN300 recruit, the first in Georgia Southern history ... Ranked as the No. 174 overall player in the country, the No. 14 running back in the nation and the No. 22 player in the state of Florida by ESPN.com ... Listed as the No. 38 running back in the country and the No. 79 player in Florida by Rivals ... Rated as the No. 47 running back in the country and the No. 85 player in the Sunshine State by On3 Recruiting ... Ranked as the No. 53 running back in the country and the No. 81 player in Florida by 247Sports ... Held an offer from nearly 30 programs including the likes of LSU, Florida, Florida State, Auburn and Georgia ... Suffered a knee injury just before his junior season ... Missed all of his junior year and played sparingly toward the end of his senior season ... Transferred to Winter Park after playing his freshman and sophomore seasons at Master's Academy in Florida ... Tallied 2,141 yards rushing and 30 touchdowns ... Also caught 24 passes for 366 yards, averaging 15.3 yards per reception ... Was selected to the MaxPreps Freshman All-American team in 2018, rushing for 1,503 yards and 21 touchdowns on 11.1 yards per carry ... Ran for 1,092 yards as a sophomore.

**PERSONAL:** Born Terrance Cornell Gibbs on January 21 in Winter Park, FL ... Son of Idoshia Wess ... Mother played basketball at Savannah College.

**MAJOR:** Interdisciplinary Studies

**TERRANCE GIBBS'S CAREER RUSHING STATS**

Year	G-S	ATT.	NET	APR	TD	APG	LONG
2023	7-0	9	23	2.6	0	3.3	9 (TXST)
2024	5-0	1	4	4.0	0	0.8	4 (SHSU)
	<b>12-0</b>	<b>10</b>	<b>27</b>	<b>2.7</b>	<b>0</b>	<b>2.3</b>	<b>9 (TXST)</b>

## 24

### PHILLIP GLADNEY

DEFENSIVE BACK • 5-11 • 175 • R-FR.

KENNESAW, GA.

NORTH COBB HS



**2024-25:** Played in one game and was redshirted ... Made his collegiate debut in the win over Marshall, playing two snaps on special teams.

**HIGH SCHOOL:** Played for Coach Shane Queen at North Cobb High ... Tallied 40 tackles and five pass breakups as a senior, earning first-team Region 5-7A honors ... Ranked the No. 242 cornerback in the country and the No. 235 player in the state by On3 ... Rated the No. 226 cornerback in the country and the No. 240 player in the state of Georgia by 247Sports ... Listed as the No. 158 cornerback in the country and the No. 178 player in the state by ESPN Recruiting.

**PERSONAL:** Born Phillip Lavon Gladney on December 16 in Marietta, GA ... Son of Tammy Gladney and Reggie Gladney Sr. ... Has five siblings: Neil Browning, Reggie Gladney Jr., Camden Gladney, Aiden Gladney and Adriana Gladney.

**MAJOR:** Exercise Science

## 7

### AHMON GREEN

TIGHT END • 6-2 • 245 • SIXTH YEAR

COLUMBIA, S.C.

WESTWOOD HS • GEORGIA STATE



**2024-25:** Appeared in six games for Georgia State ... Recorded no stats ... A preseason fourth-team All-Sun Belt selection by Athlon ... Entered the NCAA Transfer Portal following the season ... Enrolled at Georgia Southern in January.

**2023-24:** Played in and started 12 games ... Starting tight end with 19 catches for 147 yards and four touchdowns ... Caught touchdown passes of 24 and three yards in win at Louisiana ... Also had two scores at Old Dominion on receptions of 29 and 11 yards.

**2022-23:** Played in all 12 games, starting the final eight ... Caught 13 passes for 107 yards ... Career highs of four catch for 20 yards vs. Coastal Carolina ... Caught three passes for a career-best 29 yards in win at Southern Miss ... Had two catches for 24 yards, including a season-long 22-yard completion, at App State.

**2021-22:** Saw action in three games ... Was redshirted.

**2020-21:** Earned playing time as a true freshman and played in six games during the COVID season.

**HIGH SCHOOL:** Honorable mention selection to the South Carolina Football Coaches Association All-State team for Class 4A as a quarterback ... Helped Westwood High School reach the Upper State quarterfinals ... Selected to play in the North-South All-Star Game.

**PERSONAL:** Born Ahmon Tyrell Green on December 12 in Columbia, SC ... Son of Adonta and Gregory Green ... Has an older brother, Rashawn.

**MAJOR:** Interdisciplinary Studies (Graduated; GAST)

**AHMON GREEN'S CAREER RECEIVING STATS**

Year	G-S	REC	NET	APC	TD	APG	LONG
2020	6-0	0	0	0.0	0	0.0	-
2021	3-0	0	0	0.0	0	0.0	-
2022	12-8	12	99	8.3	0	8.3	22 (AppSt)
2023	12-12	16	133	8.3	4	11.1	29 (ODU)
2024	6-0	0	0	0.0	0	0.0	-
	<b>39-20</b>	<b>28</b>	<b>232</b>	<b>8.3</b>	<b>4</b>	<b>5.9</b>	<b>29 (ODU)</b>

## 14

### PRINCE GREEN III

DEFENSIVE BACK • 6-2 • 205 • R-SR.

GRIFFIN, GA.

GRIFFIN HS • ILLINOIS



**2024-25:** Played in 11 games ... Saw action on 150 plays (49 defense, 101 special teams) ... Had four tackles, including half a sack, on the season ... Played nine total snaps against Boise State ... Was in for 27 total snaps in the win at Nevada ... Was in for two special teams plays against South Carolina State and at Ole Miss ... Had two tackles in the win at Georgia State ... Played 19 snaps on special teams in the win over Marshall ... Had half a tackle for loss in the win over James Madison ... Was in for 10 total snaps at Old Dominion ... Played five snaps on special teams in the win over South Alabama ... Had a tackle against Troy ... Played briefly on defense against Sam Houston in the New Orleans Bowl.

**2023-24:** Played in all 13 games ... Was on the field for 298 total snaps (219 defense, 79 special teams) ... Had 11 tackles, including a sack, and a pass breakup ... Played 21 snaps on defense in the opener against The Citadel ... Had a pass breakup in the win over UAB ... Played seven defensive snaps at Wisconsin ... Was on the field for 17 total snaps in the win at Ball State ... Had a tackle in the win over Coastal Carolina ... Recorded three tackles at James Madison ... Played 25 total snaps in the win over ULM ... Had two tackles in the win over Georgia State ... Had a tackle on special teams at Texas State ... Posted a tackle at Marshall ... Recorded his first collegiate sack against Old Dominion ... Played 21 total snaps at App State ... Had a tackle against Ohio in the Myrtle Beach Bowl ... Made the Honor Roll in the fall.

**2022-23:** Did not play in any games for the Illini ... Entered the NCAA Transfer Portal in April ... Enrolled at Georgia Southern in the summer.

**2021-22:** Redshirted while at Illinois.

**HIGH SCHOOL:** Played at Griffin High for Coach Kareem Reid ... A three-star recruit by 247Sports, ESPN and Rivals ... Ranked the No. 203 wide receiver in the country by ESPN Recruiting ... Listed as the No. 130 receiver in the state by 247Sports ... An all-region first-team selection ... Named all-state ... Voted team offensive and defensive MVP ... Had 17 receptions for 324 yards and four touchdowns, along with 33 tackles, a fumble recovery returned for a touchdown, and six interceptions with one returned for a touchdown as a senior ... Also played basketball, baseball, and participated in track & field.

**PERSONAL:** Born Prince Alfred Green III on May 2 in Griffin, GA ... Son of Alfred Green and Jessica Simmons ... Has three brothers, Tony, Jamond and Zion, and a younger sister, Daisy.

**MAJOR:** Interdisciplinary Studies

### PRINCE GREEN III'S CAREER DEFENSIVE STATS

YEAR	G-S	U	A	TT	TFL	SKS	INT	PBU	QH	BLK	FR-FF
2023	13-0	6	5	11	1.0-4	1.0-4	0	1	0	0	0-0
2024	11-0	1	3	4	0.5-3	0.5-3	0	0	0	0	0-0
	<b>24-0</b>	<b>7</b>	<b>8</b>	<b>15</b>	<b>1.5-7</b>	<b>1.5-7</b>	<b>0</b>	<b>1</b>	<b>0</b>	<b>0</b>	<b>0-0</b>

## 11 BRIAN GREEN JR.

WIDE RECEIVER • 6-1 • 190 • R-SO.  
JACKSONVILLE, FLA.  
ORANGE PARK HS • FLORIDA



**2024-25:** Did not appear in any games for the Gators ... Entered the NCAA Transfer Portal in December and enrolled at Georgia Southern in January ... Made the Honor Roll in the spring.

**2023-24:** Made no appearances and earned a redshirt.

**HIGH SCHOOL:** Played at Orange Park High for Coach Corey Hawkins ... Caught 16 passes for 221 yards and a touchdown as a senior ... Had 25 catches for 239 yards and three scores as a junior.

**PERSONAL:** Born Brian Antonio Green Jr. on April 16 in Jacksonville, FL ... Son of April and Brian Green Sr.

**MAJOR:** Sport Management

## 10 JACOB HAMMONDS

LINEBACKER • 6-2 • 195 • R-JR.  
GRIFFIN, GA.  
GRIFFIN HS



**2023-24 - Sun Belt Conference Academic Honor Roll**

**2024-25:** Played in 10 games ... Saw action on 136 plays (eight defense, 128 special teams) ... Had three tackles on the season ... Was in for eight snaps on special teams against Boise

State ... Missed the next three due to injury ... Returned to have a tackle in the win at Georgia State ... Played 16 snaps in the win over Marshall ... Had a tackle in the win over James Madison ... Recorded one stop at Old Dominion ... Was in for 13 snaps on special teams in the win over South Alabama ... Played 14 snaps on special teams against Troy ... Was in for 15 special teams snaps in the win at Coastal Carolina ... Played two snaps on defense and 12 on special teams in the win over App State ... Was in for 11 snaps against Sam Houston in the New Orleans Bowl.

**2023-24:** Did not play in any games ... Made the Honor Roll in the spring ... Named to the 2023-24 Sun Belt Conference Academic Honor Roll for maintaining a 3.00-3.49 GPA.

**2022-23:** Played in five games and was able to redshirt ... Was on the field for 40 special teams snaps ... Made his collegiate debut against Ball State, playing on seven special teams plays ... Was on the field for 12 special teams snaps in the win over No. 25 James Madison ... Saw action on special teams in the win at Old Dominion ... Played five snaps on special teams against Marshall ... Played 12 snaps on special teams in the Camellia Bowl against Buffalo.

**HIGH SCHOOL:** Played for Coach Rusty Easom at Griffin High ... Named to the first-team defense for region 2-5A as a senior ... Posted 59 total tackles in his final season ... An honorable mention all-region performer as a sophomore ... Rated a three-star recruit by 247Sports who was ranked as the No. 217 linebacker in the country and the No. 151 player in the state of Georgia ... Listed as the No. 193 linebacker in the country and the No. 145 player in the state of Georgia by On3 ... Rated as the No. 192 linebacker in the country and No. 150 player in the Peach State by 247Sports Composite rankings ... Ranked as the No. 194 linebacker in the country and the No. 159 player in the Peach State by On3 Consensus.

**PERSONAL:** Born Jacob Avery Hammonds on October 29 in Griffin, GA ... Son of Jennifer and Justin Hammonds ... Has three siblings: Justin, Jaelyn and Joslynn.

**MAJOR:** Interdisciplinary Studies

## 2 BRENDAN HARRINGTON

LINEBACKER • 6-0 • 235 • SEVENTH YEAR  
MONCURE, N.C.  
NORTHWOOD HS • APP STATE



**2024 - All-Sun Belt Conference Honorable Mention**  
**2020 - All-Sun Belt Conference Second Team (Pro Football Focus)**  
**2020 - All-Sun Belt Conference Honorable Mention**

**2024-25:** Team captain and All-Sun Belt honorable mention at App State ... Played in all 11 games, starting the final six at inside linebacker and leading the team with 66 tackles ... Had 3.0 tackles for loss, one fumble recovery (to prevent an ODU score, shortly after making a TD-saving tackle) and one pass breakup (while covering a deep route to help preserve a late lead against Georgia State) ... Finished with a game-high 11 total tackles against JMU ... Led the Mountaineers in tackles four times ... Totaled 167 tackles, 15.0 tackles for loss, 4.0 sacks and four interceptions while playing in 50 games (with 28 starts) at App State from 2019-24, using eligibility in 2019, 2021 and 2024 given the circumstances in 2020 (COVID), 2022 (season-ending injury during first game) and 2023 (season-ending injury during the second game) ... Entered the NCAA Transfer Portal and enrolled at Georgia Southern in the spring ... Made the Dean's List in the fall for posting a GPA higher than 3.50.

**2023-24:** Team captain ... Started and appeared in the first two games before suffering a season-ending knee injury at UNC ... Returning from an abbreviated 2022 season, started the 2023 opener against Gardner-Webb and had four tackles (with one tackle for loss) before posting six tackles (including a sack and 1.5 tackles for loss) in the UNC game ... Remained

a visible and vocal contributor as a de facto student assistant while rehabbing from a second straight season-ending injury.

**2022-23:** Played in one game, a start against UNC, and suffered a season-ending injury in the opener ... Had two tackles and contributed to a tackle for loss against the Tar Heels ... Preseason watch list for the East-West Shrine Bowl.

**2021-22:** Appeared in 13 games and made seven starts at outside linebacker ... Finished season with 31 tackles, including 3.0 sacks and 5.0 tackles for loss, to go along with four pass breakups, six QB hurries and one forced fumble ... Started six of the first seven games (missing the Elon game with an injury) ... Had 1.5 sacks in the opening victory against East Carolina, half a sack against Marshall and one sack against Georgia Southern ... As a starter in the regular-season finale against Georgia Southern, had five tackles, 2.5 tackles for loss and the one sack ... Made a season-high six tackles and forced a fumble in the win against Marshall.

**2020-21:** Second-team All-Sun Belt from PFF and honorable mention All-Sun Belt from the league during a season that didn't count against his eligibility due to COVID ... Started all 12 games as an outside linebacker ... Based on a Wins Above Average metric from PFF College, named the fifth-most valuable defender in college football ... Ranked fourth on the team with 48 tackles and led the team with four interceptions, producing 95 return yards ... Included in that tally were 4.0 tackles for loss, to go along with six pass breakups and four QB hurries ... Gained 46 yards on an interception return in the opener against Charlotte and scored a touchdown on a 49-yard interception return at Texas State to give App State the lead for good late in the first quarter ... Also intercepted passes at ULM and at Georgia Southern ... Was the only Sun Belt linebacker with more than two interceptions in 2020 ... Had career-high 11 tackles in the bowl win against North Texas ... At Georgia Southern, helped make a stop for a three-and-out right between Jalen Virgil's 100-yard kickoff return for a touchdown and Nate Noel's 70-yard touchdown run.

**2019-20:** Played in 11 games as a true freshman ... Made 10 tackles while contributing on several special teams units and as an outside linebacker ... Had two stops apiece against Charlotte, at Louisiana and at South Alabama.

**HIGH SCHOOL:** Played for Coach Brian Harrington at Northwood High ... A versatile player who had 64 tackles, including 14 tackles for loss and five sacks, and one interception as an all-conference linebacker during his senior season ... Also a key contributor at running back, had 840 rushing yards with 16 TDs and 322 receiving yards with two TDs in eight games offensively ... Three-time all-conference pick as well as a two-time all-region pick from the News & Observer and a two-time team captain ... Honor roll student who was a four-year starter in football while also playing basketball and running track at Northwood ... A president of Northwood's chapter of My Brother's Keeper, a program that focuses on academic achievement for minority students ... Had four interceptions, including two touchdown returns, during a junior season in which he totaled 949 all-purpose yards and was an all-conference defensive back ... Also an all-conference defensive back as a sophomore, when he scored on one of his four interceptions and also had a punt return for a touchdown ... Intercepted two passes and had 10 breakups as a freshman ... Considered a three-star recruit by the 247Sports composite rankings.

**PERSONAL:** Born Brendan Harrington on June 15 in Moncure, NC ... Son of Lakisha Harrington.

**MAJOR:** Management (Graduated; App State)

**BRENDAN HARRINGTON'S CAREER DEFENSIVE STATS**

YEAR	G-S	U	A	TT	TFL	SKS	INT	PBU	QH	BLK	FR-FF
2019*	11-0	7	3	10	0.0-0	0.0-0	0	0	0	0	0-0
2020*	12-12	25	23	48	4.0-8	0.0-0	4	10	4	0	0-0
2021*	13-7	19	12	31	5.0-23	3.0-17	0	4	6	0	0-1
2022*	1-1	0	2	2	0.5-1	0.0-0	0	0	0	0	0-0
2023*	2-2	7	3	10	2.5-8	1.0-5	0	0	1	0	0-0
2024*	11-6	31	35	66	3.0-5	0.0-0	0	1	2	0	1-0
	<b>50-28</b>	<b>89</b>	<b>78</b>	<b>167</b>	<b>15.0-45</b>	<b>4.0-22</b>	<b>4</b>	<b>15</b>	<b>13</b>	<b>0</b>	<b>1-1</b>

\* - at App State


# 98

## TJ HARTLEY III

KICKER • 5-11 • 175 • R-SO.

FAYETTEVILLE, GA.

WHITWATER HS • AUSTIN PEAY



**2024-25:** Did not see any game action ... Made the Honor Roll in the fall and spring.

**2023-24:** Did not see any action for Austin Peay ... Was redshirted ... Entered the NCAA Transfer Portal in April and enrolled at Georgia Southern in the summer.

**HIGH SCHOOL:** A kicker and punter for head coach Chad Frazier at Whitewater High School ... Went 19-of-20 on field goal attempts with a long of 42 yards during his senior season at Whitewater ... Also went 81-for-86 on PATs during his prep career ... Kicked off for the Wildcats, averaging 54.2 yards on 126 attempts with 32 touchbacks ... Punted 48 times in his prep career for an average of 34.7 yards with a long of 56 yards and 14 kicks down inside the 20-yard line ... An All-Region 2-5A selection in 2021 and an All-Region 4-4A selection in 2022 ... Was also named the Region 4-4A Special Teams Player of the Year in 2022 while earning first-team all-state honors.

**PERSONAL:** Born Timothy Joseph Hartley III on July 5 ... Son of Joe and Leslie Hartley ... Has two siblings, Allie and Madden.

**MAJOR:** Finance


# 48

## AUBREY HEATH

TIGHT END • 6-1 • 195 • R-FR.

SAVANNAH, GA.

SOUTH EFFINGHAM HS



**2024-25:** Did not see any game action ... Was redshirted ... Made the Dean's List in the fall for posting a GPA higher than 3.50.

**HIGH SCHOOL:** Played for Coach Loren Purvis at South Effingham High ... A 2024 all-region wide receiver ... A three-time Player of the Week as named by WTOC ... As a senior, had 1,024 all-purpose yards and 24 touchdowns ... While playing quarterback, threw for 411 yards and 12 touchdowns ... As a receiver, had 613 yards and 12 scores ... Averaged 18 yards per carry ... Had 26 tackles and two interceptions on defense ... Also played baseball, basketball and soccer.

**PERSONAL:** Born Aubrey Chance Heath on March 31 in Savannah, GA ... Son of April Wiley and Henry Heath ... Has five siblings: Lexy Wiley, AJ Wiley, Dyllan Wiley, Austin Heath and Audie Heath ... Brother, AJ, played baseball at East Georgia.

**MAJOR:** Exploratory Business

# 87

## RIVER HELMS

TIGHT END • 6-4 • 230 • R-Sr.  
LESTER, ALA.  
WEST LIMESTONE HS • WESTERN KENTUCKY



**2024-25:** Played in and started seven games for WKU ... Had 19 catches for 22 yards and two touchdowns ... Twice had four catches in a game, at Middle Tennessee and at Boston College ... Had a season-high 72 yards at BC ... Scored touchdowns against Middle Tennessee and Same Houston ... Entered the NCAA Transfer Portal and enrolled at Georgia Southern in January.

**2023-24:** Played in 12 games, starting nine for the Hilltoppers ... Caught 22 passes for 289 yards and three touchdowns on the year ... Had a season-high 76 receiving yards against Liberty and posted a season-high five catches against Old Dominion in WKU's 38-35 overtime victory in the Famous Toastery Bowl.

**2022-23:** Appeared in 13 of WKU's 14 games on the season, mostly in a special teams role.

**2021-22:** Played in one game ... Was redshirted ... Saw lone action in WKU's season-opening win over UT Martin.

**HIGH SCHOOL:** Played for Coach Shelby Davis at West Limestone High ... Named first-team all-state his junior and senior years ... Had 42 receptions for 561 yards and eight touchdowns in his final two seasons of varsity ball ... Rated as a three-star prospect with an 87.3 composite grade by 247Sports, and the 26th overall tight end in the nation and 20th overall player from the state of Alabama ... Played baseball and basketball, earning first-team all-state in basketball his final two seasons.

**PERSONAL:** Born River Michael Helms on September 9 in Athens, AL ... Son of Erica and Jeremy Helms ... Has two brothers, Haven and Tristyn, and a sister, Paisley.

**MAJOR:** Interdisciplinary Studies

### RIVER HELMS'S CAREER RECEIVING STATS

Year	G-S	REC	NET	APC	TD	APG	LONG
2021*	1-0	0	0	0.0	0	0.0	-
2022*	13-0	0	0	0.0	0	0.0	-
2023*	12-9	22	289	13.1	3	24.1	63 (LIB)
2024*	7-7	19	228	12.0	2	32.6	33 (BC)
	<b>32-16</b>	<b>41</b>	<b>517</b>	<b>12.6</b>	<b>5</b>	<b>27.2</b>	<b>63 (LIB)</b>

\* - at Western Kentucky

# 14

## TURNER HELTON

QUARTERBACK • 6-2 • 175 • R-Jr.  
PALOS VERDES ESTATES, CALIF.  
PALOS VERDES HS • WESTERN KENTUCKY



**2024-25:** Appeared in two games at WKU ... Saw action in the win at Middle Tennessee on and in the win over Kennesaw State ... Transferred to Georgia Southern in the spring.

**2023-24:** Appeared in three games at quarterback, starting one ... Completed all five passes he attempted for 65 yards and a touchdown in WKU's 52-22 win over Houston Christian ... Was 3 for 3 for 17 yards in the Hilltoppers' 41-28 victory at FIU ... Was 3 for 4 for 15 yards after getting the start against Old Dominion in the Famous Toastery Bowl.

**2022-23:** Played in one game and was redshirted ... Appeared in WKU's 44-23 victory over South Alabama to claim the New Orleans Bowl title.

**HIGH SCHOOL:** Prepped at Palos Verdes High for Coach Guy Gardner ... Named first-team All-Bay League as a senior.

**PERSONAL:** Born John Turner Helton on June 25 in Memphis, TN ... Son of Angela and Clay Helton ... Father is the coach of the Georgia Southern football program ... Has a brother, Reid, and a sister, Aubrey ... Uncle, Tyson, is the head coach at Western Kentucky ... Grandfather, Kim, was a long-time NFL and college coach who played at Florida.

**MAJOR:** Interdisciplinary Studies

### TURNER HELTON'S CAREER PASSING STATS

Year	G-S	COMP-ATT.	YDS	TD-INT	PCT	RTG	APG	LONG
2022*	1-0	0-0	0	0-0	-	-	-	-
2023*	3-1	11-12	97	1-1	91.0	170.4	32.3	26 (HCU)
2024*	2-0	0-0	0	0-0	-	-	-	-
	<b>6-1</b>	<b>11-12</b>	<b>97</b>	<b>1-1</b>	<b>91.0</b>	<b>170.4</b>	<b>32.3</b>	<b>26 (HCU)</b>

### TURNER HELTON'S CAREER RUSHING STATS

Year	G-S	ATT.	NET	APR	TD	APG	LONG
2022*	1-0	0	0	0.0	0	-	-
2023*	3-1	4	-19	-4.8	0	-6.3	5 (FIU)
2024*	13-13	0	0	0.0	0	-	-
	<b>23-13</b>	<b>4</b>	<b>-19</b>	<b>-4.8</b>	<b>0</b>	<b>-6.3</b>	<b>5 (FIU)</b>

\* - at Western Kentucky

# 4

## DAVON HICKS

LINEBACKER • 6-0 • 215 • R-Sr.  
FORT PIERCE, FLA.  
VERO BEACH HS • USF/WASHINGTON STATE



**2024-25:** Played in 11 games, starting four ... Saw action on 426 plays (401 defense, 25 special teams) ... Tallied 43 tackles, including one for loss and half a sack, on the season ... Played 11 total snaps against Boise State ... Missed the Nevada with an injury, but returned to

action against South Carolina State ... Had four tackles at Ole Miss ... Posted four tackles in the win over Marshall ... Posted seven tackles, including half a tackle for loss, in the win over James Madison ... Had seven tackles at Old Dominion ... Finished with nine tackles, including half a tackle for loss, in the win over South Alabama ... Tallied six tackles against Troy ... Started in the win at Coastal Carolina, posting four tackles ... Was limited in the win over App State due to an injury ... Had two tackles against Sam Houston in the New Orleans Bowl.

**2023-24:** Played in two games for Washington State ... Was able to redshirt.

**2022-23:** Saw action in 11 games for USF with a start ... Posted 33 tackles, including 3.5 tackles for loss ... Made four tackles, including 1.5 tackles for loss vs. Howard ... Had six tackles at Cincinnati ... Tallied a season-high nine stops (six solo) vs. Tulane ... Made five stops, including a tackle for loss against SMU ... Recorded at least one tackle in 10 games ... Transferred to Washington State after the season.

**2021-22:** Saw action in 10 of the Bulls' 12 games ... Logged two tackles against Houston.

**HIGH SCHOOL:** Played for Coach Lenny Jankowski at Vero Beach High ... Helped lead his team to the Class 8A, Region 3 final and an 8-3 record this season ... As a senior, had 34 tackles, including 4.5 tackles for loss, and two passes defended playing in six games in 2020 ... As a junior, was a first-team All-TC Palm selection, led his team with 86 tackles and four interceptions ... That total included nine tackles for loss and 2.5 sacks ... Also had a forced fumble while helping his team post an 11-1 record and make a state quarterfinals appearance ... As a sophomore, posted 93 tackles, including 18.0 tackles for loss and a sack, two fumble recoveries, an interception and five passes defended ... As a three-star recruit by 247Sports, Rivals and Scout ... Ranked No. 59 on the 247Sports top inside linebacker recruits list for 2021 ... Rated No. 111 on the ESPN 300 top outside linebackers list for 2021.

**PERSONAL:** Born Davon Hicks on December 2 in Fort Pierce, FL ... Son of Latangela and David Hicks ... Has two sisters, Destiny Hicks and Lakevia Hicks.

**MAJOR:** Interdisciplinary Studies (Graduated)

**DAVON HICKS'S CAREER DEFENSIVE STATS**

YEAR	G-S	U	A	TT	TFL	SKS	INT	PBU	QH	BLK	FR-FF
2021*	7-0	2	1	3	0.0-0	0.0-0	0	0	0	0	0-0
2022*	11-1	20	13	33	3.5-14	0.0-0	0	0	0	0	0-0
2023^	2-0	0	0	0	0.0-0	0.0-0	0	0	0	0	0-0
2024	11-4	23	20	43	1.0-5	0.5-4	0	0	0	0	0-0
	<b>31-5</b>	<b>55</b>	<b>34</b>	<b>89</b>	<b>4.5-19</b>	<b>0.5-4</b>	<b>0</b>	<b>0</b>	<b>0</b>	<b>0</b>	<b>0-0</b>

\* - at USF

^ - at Washington State

## 12

### TRACY HILL JR.

DEFENSIVE BACK • 6-2 • 200 • R-SO.  
ATHENS, GA.

CLARKE CENTRAL HS • GEORGIA KNIGHTS PREP ACADEMY



**2023-24 - Sun Belt Conference Academic Honor Roll**

**2024-25:** Played in all 13 games, starting 10 ... Saw action on 700 plays (590 defense, 110 special teams) ... Had 36 tackles on the season, along with two interceptions, three pass breakups, a forced fumble and a quarterback hurry ... A nominee for the Burlsworth Award, given to the nation's top walk-on ... Made his first start in the opener against Boise State, posting four tackles and a pass breakup ... Was selected to wear the No. 0 for the game ...

Played 50 total snaps in the win at Nevada ... Had three tackles and a 60-yard interception return for a touchdown against South Carolina State ... Posted five tackles at Ole Miss ... Had three tackles in the win at Georgia State ... Had two tackles in the win over Marshall ... Recorded a tackle and a quarterback hurry in the win over James Madison ... Had a stop at Old Dominion ... Posted four tackles in the win over South Alabama ... Tallied six stops against Troy ... Had two tackles in the win at Coastal Carolina ... Had two tackles, a pass breakup and an interception in the win over App State ... Had three tackles and a forced fumble against Sam Houston in the New Orleans Bowl ... Made the Honor Roll in the fall ... Made the President's List in the spring for making a perfect 4.00 GPA.

**2023-24:** Played in all 13 games ... Was on the field for 293 total snaps (132 defense, 161 special teams) ... Recorded eight tackles and a pass breakup ... Had a tackle in the opener against The Citadel ... Played 14 snaps on special teams in the win over UAB ... Was on the field for 15 total snaps at Wisconsin and 33 in the win at Ball State ... Played seven snaps on special teams in the win over Coastal Carolina ... Played 16 total snaps at James Madison ... Had two tackles in the win over ULM ... Played 17 snaps on special teams in the win over Georgia State ... Had three tackles at Texas State ... Tallied one stop at Marshall ... Had a tackle at App State ... Played 11 snaps on special teams against Ohio in the Myrtle Beach Bowl ... Made the Dean's List in the fall for posting a GPA higher than 3.50 ... Made the Honor Roll in the spring ... Named to the 2023-24 Sun Belt Conference Academic Honor Roll for maintaining a 3.00-3.49 GPA.

**2022-23:** Did not play in any games ... Was redshirted ... A valuable member of the scout team ... Made the Honor Roll in the spring.

**2021-22:** Attended Georgia Knights Prep Academy and played for Coach Cedric Roach in the fall before enrolling at Georgia Southern in the spring ... Went through offseason workouts with the Eagles.

**HIGH SCHOOL:** Played at Clarke Central High for Coach David Perno ... Named first-team all-state by the Georgia Athletic Coaches Association as a senior ... Had 31 total tackles and seven interceptions ... Also played basketball.

**PERSONAL:** Born Tracy Leon Hill Jr. on August 28 in Athens, GA ... Son of Inga Hill and the late Tracy Hill ... Mother attended Georgia Southern ... Has three sisters: Imera, Traci and Tejal.

**MAJOR:** Psychology

**TRACY HILL JR.'S CAREER DEFENSIVE STATS**


YEAR	G-S	U	A	TT	TFL	SKS	INT	PBU	QH	BLK	FR-FF
2023	13-0	5	3	8	0.0-0	0.0-0	0	0	0	0	0-0
2024	13-10	30	6	36	0.0-0	0.0-0	2	3	1	0	0-1
	<b>26-10</b>	<b>35</b>	<b>9</b>	<b>44</b>	<b>0.0-0</b>	<b>0.0-0</b>	<b>2</b>	<b>3</b>	<b>1</b>	<b>0</b>	<b>0-1</b>

## 38

### JEREMIAH HOLMES

DEFENSIVE BACK • 5-9 • 185 • R-JR.  
BAXLEY, GA.

APPLING COUNTY HS • GEORGIA MILITARY



**2024-25:** Played in three games ... Was redshirted ... Saw action on 19 special teams plays ... Saw action on special teams against Boise State ... Played 11 snaps on special teams in the win at Nevada and six against South Carolina State ... Made the Honor Roll in the fall.

**2023-24:** Played in six games at Georgia Military ... Had five tackles ... Enrolled at Georgia Southern in January ... Made the Honor Roll in the spring.

**2022-23:** Participated in four games at GMC ... Tallied two pass breakups.

**HIGH SCHOOL:** Played at Appling County High for Coach Rick Tomberlin ... A two-time, first-team all-region quarterback ... The 2019 Offensive Player of the Year ... An all-state quarterback in 2020 ... As a senior, tallied 2,890 rushing yards, 1,927 passing yards and had 57 total touchdowns ... A two-time state qualifier in track, coming in the 100m, 200m, the 4x100 relay and 4x400 relay ... Also played baseball.

**PERSONAL:** Born Jeremiah KeShaun Holmes on December 17 in Savannah, GA ... Son of Chip and Tabitha Holmes ... Has a younger sister, Jasmine ... Father played cornerback at Tennessee Tech.

**MAJOR:** Interdisciplinary Studies (Graduated)

## 98 UCHE ILOH

DEFENSIVE LINE • 6-5 • 265 • R-FR.  
MOUNT ARLINGTON, N.J.  
MCINTOSH (GA.) HS • GEORGIA TECH



**2024-25:** Redshirted while at Georgia Tech ... Entered the NCAA Transfer Portal in December and enrolled at Georgia Southern in January.

**HIGH SCHOOL:** Played for Coached by Derek Smith at McIntosh High ... Rated as a three-star prospect by Rivals, 247Sports and ESPN ... Honorable mention all-state and first-team all-county and all-region selection ... Did not begin playing football until sophomore year, but amassed 180 tackles, 37 tackles for loss and 23 sacks in his three seasons on the gridiron ... Also broke up eight passes, recovered three fumbles and forced two fumbles over the course of his prep career ... Was also a standout basketball player, having earned third-team all-state and Region Player of the Year recognition as a junior in 2022-23..

**PERSONAL:** Born Uchechukwu Iloh on September 9 in Mount Arlington, NJ ... Son of Azuka and Ike Iloh ... The youngest of five siblings, brothers Emeka and Ike and sisters Ngozi and Sophia.

**MAJOR:** International Studies

## 5 AYDEN JACKSON

DEFENSIVE BACK • 5-11 • 185 • JR.  
ATLANTA, GA.  
WALTON HS



**2024-25:** Played in 11 games, starting nine ... Saw action on 600 plays (560 defense, 40 special teams) ... Had 35 tackles, including 3.5 for loss, to go along with a fumble recovery, a pass breakup and a quarterback hurry ... Missed the first two games due to a hand injury ... Recorded two tackles against South Carolina State ... Had four tackles at Ole Miss ... Made his first career start in the win at Georgia State, posting two tackles ... Had four tackles in the win over Marshall ... Posted three tackles in the win over James Madison ... Recorded three

tackles, including half a stop for loss, and a pass breakup at Old Dominion ... Had six tackles, including 1.5 for loss, in the win over South Alabama ... Tallied four stops against Troy ... Had one tackle in the win at Coastal Carolina ... Recorded two stops, including half a tackle for loss, and a quarterback hurry in the win over App State ... Had four tackles, including one for loss, and recovered a fumble against Sam Houston in the New Orleans Bowl ... Made the Honor Roll in the spring.

**2023-24:** Played in 10 games ... Was on the field for 97 total snaps (64 defense, 33 special teams) ... Recorded six tackles and a pass breakup ... Saw late defensive action the opener against The Citadel ... Played six snaps on defense in the win over UAB ... Had a tackle at Wisconsin and one in the win at Ball State ... Played six total snaps in the win over Coastal Carolina and six at James Madison ... Was on the field for 12 special teams snaps in the win over ULM ... Had two tackles in the win over Georgia State ... Played five snaps on special teams at Marshall ... Had two tackles and a pass breakup against Ohio in the Myrtle Beach Bowl.

**HIGH SCHOOL:** Played for Coach Daniel Bruner at Walton High ... A first-team all-state, all-county and all-region selection as a senior for the 5-7A classification as a wide receiver ... Had 932 yards receiving and 11 touchdowns his final season ... Also had 25 tackles, 35 pass breakups and two interceptions ... Named first-team all-region as a junior.

**PERSONAL:** Born Ayden Brice Jackson on April 12 ... Son of Keasha and Anwar Jackson ... Has one sibling, Anwar.

**MAJOR:** Criminal Justice

### AYDEN JACKSON'S CAREER DEFENSIVE STATS

YEAR	G-S	U	A	TT	TFL	SKS	INT	PBU	QH	BLK	FR-FF
2023	10-0	4	2	6	0.0-0	0.0-0	0	1	0	0	0-0
2024	11-9	20	15	35	3.5-9	0.0-0	0	1	1	0	1-0
	<b>21-9</b>	<b>24</b>	<b>17</b>	<b>41</b>	<b>3.5-9</b>	<b>0.0-0</b>	<b>0</b>	<b>2</b>	<b>1</b>	<b>0</b>	<b>1-0</b>

## 49 AMAR JENKINS

DEFENSIVE BACK • 5-10 • 180 • R-JR.  
ST. HELENA ISLAND, S.C.  
WHALE BRANCH HS



**2024-25:** Did not see any game action ... Made the Honor Roll in the spring.

**2023-24:** Did not play in any games.

**2022-23:** Was enrolled at Georgia Southern in the fall but was not on the team ... Redshirted ... Joined the program in the spring after going through the Edwin Jackson Memorial Walk-On Tryouts ... Made the Honor Roll in the spring.

**2021-22:** Enrolled at Georgia Southern in January as a mid-year student after graduating from high school in 2021.

**HIGH SCHOOL:** Played for Coach Jerry Hatcher at Whale Branch Early College High ... A first-team all-region selection in 2020 ... As a senior, had four interceptions, eight pass breakups, 30 tackles, and scored three touchdowns ... Also played basketball and baseball.

**PERSONAL:** Born Amar Jassiem Jenkins on February 1 in Beaufort, SC ... Son of Shannel Holmes and Williams Jenkins Jr. ... Has an older brother, Kameron, and a younger sister, Onyx.

**MAJOR:** Construction Management

10

## CHARLIE JOHNSTON

QUARTERBACK • 6-6 • 210 • FR.

MOODY, ALA.

MOODY HS



**2024-25:** Graduated high school early and enrolled at Georgia Southern in January ... Went through spring practice ... Made the President's List in the spring for making a perfect 4.00 GPA.

**HIGH SCHOOL:** Led Moody to the Alabama Class 5A state championship game as a senior ... Threw for 2,875 yards and 32 touchdowns his final year to earn Alabama High School Offensive Player of the Year honors ... A first-team all-state selection for the 5A level ... Rated the No. 39 player in the state of Alabama by On3 ... Ranked the No. 43 quarterback-pocket passer in the country by ESPN ... Ranked the No. 38 player in the state of Alabama by On3 ... Rated as the No. 88 quarterback in the country by 247Sports ... Threw for 2,559 yards and 29 touchdowns against just four interceptions as a junior, earning first-team all-state honors ... The all-time leading passer in Moody High history ... Also participated in track & field.

**PERSONAL:** Born Charlie Douglas Johnston on May 5 in Jackson, MS ... Son of Stephen and Melissa Johnston ... Has two older sisters, Mary Hunter and Isabelle, and an older brother, Bennett

**MAJOR:** Finance

55

## KOREY JORDAN

DEFENSIVE LINE • 6-3 • 300 • R-FR.

DOUGLASVILLE, GA.

DOUGLAS COUNTY HS



**2024-25:** Did not see any game action ... Was redshirted.

**HIGH SCHOOL:** Played for Coach Johnny White at Douglas County High ... A first-team selection to the Region 5-6A team as a senior and junior ... An honorable mention all-state selection as a senior by RecruitGeorgia ... Totaled 64 tackles, including three sacks, and a quarterback hurry in 10 games as a junior ... Listed the No. 209 defensive lineman in the country and the No. 238 player in the state by On3 ... Rated the No. 210 defensive lineman in the country and the No. 210 player in the state of Georgia by 247Sports.

**PERSONAL:** Born Korey Jerrod Jordan Jr. on September 8 ... Son of Shannon Jackson ... Has a brother, Ricardo Jackson, and a sister, She'anna Edness.

**MAJOR:** Sport Management

88

## CARMELO MAYS

WIDE RECEIVER • 6-0 • 185 • R-FR.

MACON, GA.

SOUTHWEST MACON HS



**2024-25:** Played in one game ... Was redshirted ... Made his collegiate debut against South Carolina State, playing two snaps on offense ... Made the Honor Roll in the spring.

**2023-24:** Graduated high school early and enrolled at Georgia Southern in January.

**HIGH SCHOOL:** Played for Coach Joseph Dupree at Southwest Macon High ... A first-team all-state selection his final season by RecruitGeorgia ... The Region 2-2A Athlete/Specialist of the Year as a senior ... An honorable mention all-state selection as a junior ... A two-time all-region selection ... Recorded 1,000 yards receiving two straight seasons ... Rated the No. 229 wide receiver in the country and the No. 181 player in the state of Georgia by 247Sports ... Qualified for states in track.

**PERSONAL:** Born Carmelo James Mays on June 20 in Macon, GA ... Son of Erica Albritton ... Has a brother, Nasir, and a sister, Zariya.

**MAJOR:** Interdisciplinary Studies

6

## DAVID MBADINGA

RUNNING BACK • 5-7 • 190 • JR.

ATLANTA, GA.

NORTH COBB HS



**2024 - College Sports Communicators Academic All-District**  
**2023-24 - Sun Belt Conference Academic Commissioner's List**

**2024-25:** Played in all 13 games ... Saw action on 248 plays (177 offense, 71 special teams) ... Carried the ball 58 times for 229 yards and three touchdowns ... Also had three catches for 26 yards ... A College Sports Communicators Academic All-District selection ... Had three carries for 8 yards against Boise State ... Had a 6-yard run in the win at Nevada ... Had a 19-yard run against South Carolina State ... Had a career-high eight carries at Ole Miss ... Also had a 26-yard kickoff return ... Had three carries for 11 yards in the win at Georgia State ... Had three carries for 22 yards and a touchdown in the win over Marshall ... Carried the ball eight times for 44 yards and a 29-yard touchdown in the win over James Madison ... Selected to wear the No. 0 jersey for the game ... Ran the ball six times for 23 yards at Old Dominion ... Scored the game's opening touchdown in the win over South Alabama ... Ran for 19 yards against Troy ... Had a career-high 10 carries and caught a 13-yards pass in the win at Coastal Carolina ... Played 10 snaps in the win over App State ... Had seven carries for 31 yards and a 7-yard catch against Sam Houston in the New Orleans Bowl ... Made the President's List in the fall and spring for making a perfect 4.00 GPA.

**2023-24:** Played in 11 games ... Was on the field for 163 total snaps (111 offense, 52 special teams) ... Had 22 carries for 112 yards and two touchdowns ... Also had six receptions for 30 yards ... Averaged 17.3 yards on three kickoff returns ... Carried the ball twice for five yards in the opener against The Citadel ... Saw action on kickoff returns in the win over UAB ... Had a catch and was on the field for 11 total snaps at Wisconsin ... Had five carries for 21 yards in the

win at Ball State ... Scored his first collegiate touchdown on a 1-yard run late at James Madison ... Had two carries and a kickoff return in the win over ULM ... Had three carries for 15 yards in the win over Georgia State ... Had one rush and one kickoff return at Texas State ... Played five total snaps against Old Dominion ... Carried the ball twice for 20 yards and had a 10-yard reception at App State ... Carried the ball four times for 44 yards and a touchdown, had four catches for 24 yards and returned a kickoff 17 yards against Ohio in the Myrtle Beach Bowl ... Made the Dean's List in the fall for posting a GPA higher than 3.50 ... Made the President's List in the spring for making a perfect 4.00 GPA ... Named to the 2023-24 Sun Belt Conference Commissioner's List for maintaining a 3.50 GPA or higher.

**HIGH SCHOOL:** Played for Coach Shane Queen at North Cobb High ... Named first-team all-county and all-region ... Had 761 rushing yards and 10 touchdowns as a senior on just 125 carries ... Also had nine catches for 169 yards and a score ... Had 1,318 yards rushing and 11 touchdowns to go along with 276 yards receiving and two scores as a freshman.

**PERSONAL:** Born David Mbadinga on September 29 in Atlanta ... Son of Marie Mbadinga and the late Hemery Mbadinga ... Has two siblings, Marvin and Eliana.

**MAJOR:** Computer Science

#### DAVID MBADINGA'S CAREER RUSHING STATS

Year	G-S	ATT.	NET	APR	TD	APG	LONG
2023	11-0	22	112	5.1	2	10.2	29 (OHIO)
2024	13-0	58	228	3.9	3	17.6	29 (JMU)
	<b>24-0</b>	<b>80</b>	<b>341</b>	<b>4.3</b>	<b>5</b>	<b>14.2</b>	<b>29 (2X)</b>

#### DAVID MBADINGA'S CAREER RECEIVING STATS

Year	G-S	REC	NET	APC	TD	APG	LONG
2023	11-0	6	30	5.0	0	2.7	10 (APP)
2024	13-0	3	26	8.7	0	2.0	13 (CCU)
	<b>24-0</b>	<b>9</b>	<b>56</b>	<b>6.2</b>	<b>0</b>	<b>2.3</b>	<b>13 (CCU)</b>

# 28

## ELIJAH McDOWELL

DEFENSIVE BACK • 6-3 • 185 • R-FR.

DECATUR, GA.

SOUTH GWINNETT HS



**2024-25:** Did not see any game action ... Was redshirted ... Made the Dean's List in the fall for posting a GPA higher than 3.50.

**HIGH SCHOOL:** Played for Coach Bryan Lamar at South Gwinnett High ... A second-team all-region selection for the 4-7A grouping as a senior ... Had 20 tackles and an interception as a senior in six games ... Ranked the No. 138 safety in the country and the No. 172 player in the state by On3 ... Rated the No. 148 cornerback in the country and the No. 163 player in the state of Georgia by 247Sports ... Listed as the No. 150 safety in the country and the No. 168 player in the state by ESPN Recruiting ... Played basketball and ran track ... The 7A GHSA high jump champion as a senior, clearing 6'6".

**PERSONAL:** Born Elijah J. McDowell on October 27 in Atlanta ... Son of Exabia and Angela McDowell ... Has three siblings: Xavier, Evin and Avree ... Xavier played football at West Georgia.

**MAJOR:** Sport Management

# 9

## JUSTIN MEYERS

DEFENSIVE BACK • 5-10 • 215 • R-JR.

WASHINGTON, GA.

WASHINGTON WILKES HS



**2024-25:** Played in 10 games, starting seven ... Saw action on 540 plays (505 defense, 35 special teams) ... Finished third on the team with 61 tackles ... Included in that tally were 2.5 tackles for loss and a sack ... Also had a forced fumble, a quarterback hurry and a pass breakup ... Got the start in the opener against Boise State, posting six tackles and a pass breakup ... Was injured in the game and missed the next three contests ... Returned for the win at Georgia State, recording two tackles ... Got the start in the win over Marshall and recorded nine tackles, including half a stop for loss ... Had six stops in the win over James Madison ... Tallied seven tackles at Old Dominion ... Led the team with 10 tackles and also had a forced fumble and a quarterback hurry in the win over South Alabama ... Played seven defensive snaps against Troy ... Posted six tackles in the win at Coastal Carolina ... Had seven stops in the win over App State ... Had seven tackles, including 1.5 for loss and a sack, against Sam Houston in the New Orleans Bowl.

**2023-24:** Played in eight games, starting five ... Was on the field for 307 total snaps (261 defense, 46 special teams) ... Tallied 21 tackles, including 1.5 for loss, along with a pass breakup and a fumble recovery ... Made his first collegiate start in the opener against The Citadel, posting half a tackle for loss ... Had five tackles and a pass breakup in the win over UAB ... Posted five tackles at Wisconsin ... Had three tackles, including one for loss, in the win at Ball State ... Had a tackle in the win over Coastal Carolina ... Had four tackles at James Madison ... Played 27 defensive snaps in the win over ULM ... Had a tackle in the win over Georgia State ... Played just three snaps at Texas State before leaving with a foot injury ... Missed the remainder of the season.

**2022-23:** Played in 10 games ... Was on the field for 128 total snaps (2 defense, 126 special teams) ... Had six tackles ... Played 22 total snaps in the opener against Morgan State ... Had a big tackle on the final kickoff in the win at Nebraska ... Played eight special teams snaps at UAB ... Played seven snaps on special teams against Ball State and six against Coastal Carolina ... Had a fumble recovery on special teams against South Alabama ... Played 10 snaps on special teams at Louisiana and 10 against Marshall ... Was on the field for 21 special teams snaps in the overtime win over App State ... Played 15 snaps on special teams in the Camellia Bowl against Buffalo.

**2021-22:** Played in four and was able to redshirt ... Played 65 special teams snaps ... Made his collegiate debut at Arkansas, playing two special teams snaps ... Played nine snaps on special teams against Louisiana ... Played 20 snaps on special teams against Arkansas State and 19 against Troy ... Had a tackle on kickoff coverage at South Alabama ... Made the Honor Roll in the fall for posting above a 3.00 GPA.

**HIGH SCHOOL:** Played at Washington Wilkes High for Coach Sid Fritts ... A first-team all-state selection for the 1A-Public level by the Atlanta Journal-Constitution as a senior ... Selected to play in the CSRA Border Bowl VIII ... A 2020 all-region selection for the Group 8A level ... Named to the 2020 CSRA High School Football Team ... Was part of the state championship 4x100 relay team ... Ranked the No. 173 athlete in the country by 247Sports Composite Rankings ... Rated as the No. 143 athlete in the country by ESPN.com ... Named all-region for Group 8-A by The AJC as a junior ... Played in the CSRA All-Star Bowl ... Placed second in the state weightlifting competition.

**PERSONAL:** Born Justin Jamar Meyers on September 3 in Washington, GA ... Son of Kessia and Joseph Meyers ... Has two brothers, Anthony and Joseph Meyers Jr., as well as a sister, Carlissa Andrews.

**MAJOR:** Interdisciplinary Studies

**JUSTIN MEYERS'S CAREER DEFENSIVE STATS**

YEAR	G-S	U	A	TT	TFL	SKS	INT	PBU	QH	BLK	FR-FF
2021	4-0	0	0	0	0.0-0	0.0-0	0	0	0	0	0-0
2022	11-0	3	3	6	0.0-0	0.0-0	0	0	0	0	0-0
2023	8-5	14	7	21	1.5-4	0.0-0	0	1	0	0	1-0
2024	10-7	36	25	61	2.5-3	1.0-3	0	1	1	0	0-1
	<b>36-12</b>	<b>53</b>	<b>35</b>	<b>88</b>	<b>4.0-7</b>	<b>1.0-3</b>	<b>0</b>	<b>2</b>	<b>0</b>	<b>0</b>	<b>1-1</b>

## 84

### JP MIKHAEL

**TIGHT END • 6-3 • 225 • R-So.**  
 NICEVILLE, FLA.  
 NICEVILLE HS



**2024-25:** Played in 12 games ... Saw action on 148 plays (33 offense, 115 special teams) ... Played five total snaps against Boise State and five in the win at Nevada ... Was on the field for 13 snaps against South Carolina State ... Played 12 special teams snaps at Ole Miss and 22 total snaps in the win at Georgia State ... Played 23 total snaps in the win over Marshall ... Was in for eight total snaps in the win over James Madison and 16 at Old Dominion ... Had an 11-yard kickoff return in the win over South Alabama ... Missed the Troy game with an injury ... Was in for 14 total snaps in the win at Coastal Carolina ... Played four snaps on special teams in the win over App State ... Was in for six snaps on special teams against Sam Houston in the New Orleans Bowl ... Made the Honor Roll in the fall and spring.

**2023-24:** Played in one game and was redshirted ... Saw his first collegiate action against Ohio in the Myrtle Beach Bowl, playing two snaps on special teams.

**HIGH SCHOOL:** Played for Coach Grant Thompson at Niceville High ... Had 14 catches for 158 yards and a score as a senior ... Rated as the No. 99 tight end in the country by 247Sports and the No. 100 tight end in the country by On3 ... Ranked the No. 255 player in the state of Florida by On3.

**PERSONAL:** Born Jaden Payne Mikhael on June 8 in Niceville, FL ... Son of John Mikhael and Katelynn Rogers.

**MAJOR:** Finance

**JP MIKHAEL'S CAREER RECEIVING STATS**

Year	G-S	REC	NET	APC	TD	APG	LONG
2023	1-0	0	0	0	0	0.0	-
2024	12-0	0	0	0	0	0.0	-
	<b>13-0</b>	<b>0</b>	<b>0</b>	<b>0</b>	<b>0</b>	<b>0.0</b>	-

## 26

### ANTAVIOUS MURPHY

**WIDE RECEIVER • 5-9 • 190 • R-Fr.**  
 BAINBRIDGE, GA.  
 BAINBRIDGE HS



**2024-25:** Did not see any game action ... Was redshirted ... Made the Dean's List in the fall for posting a GPA higher than 3.50 ... Made the Honor Roll in the spring.

**HIGH SCHOOL:** Played for Coach Jeff Littleton at Bainbridge High ... Had 64 receptions for 1,127 yards and 1,536 all-purpose yards as a senior to earn Region 1-4A Offensive Player of the Year accolades ... A first-team all-state selection by RecruitGeorgia as a senior ... Named all-state by the Georgia Athletic Coaches Association for the Class 4A as a junior ... Was a first-team all-region receiver as a sophomore ... Listed as the No. 225 wide receiver in the country and the No. 190 player in the state by On3 ... Rated the No. 188 "athlete" in the country and the No. 155 player in the state of Georgia by 247Sports ... In 2020, placed fourth in the state in the 300m hurdles ... In 2021, placed sixth in the state in the 300m hurdles ... In 2021, was the region champ in both the 110m and 300m hurdles.

**PERSONAL:** Born Antavious Garnez Murphy on January 4 in Bainbridge, GA ... Son of Twyla Baker and Anthony Murphy ... Has four siblings: Omariya, Cyrena, Mahogany and Desmond.

**MAJOR:** Sport Management

## 27

### BRANDEN PALMER

**DEFENSIVE LINE • 6-2 • 220 • R-So.**  
 CHARLOTTE, N.C.  
 HOUGH HS



**2024-25:** Did not play in any games.

**2023-24:** Played in two games ... Was redshirted ... Played five defensive snaps in the opener against The Citadel ... Blocked a punt in the win over ULM.

**2022-23:** Graduated high school early and enrolled at Georgia Southern in January.

**HIGH SCHOOL:** Played for Coach Matthew Jenkins at William A. Hough High ... Named to the 2022 Charlotte Observer high school football all-star defensive team ... Also named to the Queen City 3A/4A all-conference team ... The Defensive Player of the Year ... Posted 55 tackles, including 10 sacks, along with two forced fumbles, two interceptions and one fumble recovery as a senior ... Named all-conference as a junior at Chambers High ... Recorded 40 tackles, including 9.0 for loss and 4.0 sacks, as a junior ... Ranked the No. 154 edge rusher in the country and the No. 54 player in the state of North Carolina by On3 ... Also participated in track & field ... Served as the coach for the school's powder puff team.

**PERSONAL:** Born Branden Obrien Palmer on October 27 in Charlotte ... Son of Kayan Roberts and Obrien Palmer ... Has five siblings: Jayda Reid, Kayla Reid, BJ Palmer, Jahmear Reid and Kenley Reid ... Cousin, Joshua Josephs, plays at Tennessee.

**MAJOR:** Psychology

## 73

### ZACH PEARSON

OFFENSIVE LINE • 6-5 • 280 • R-FR.  
PEMBROKE, GA.  
NEW HAMPSHED HS



**2024-25:** Did not play in any games . . . Was redshirted . . . Made the Honor Roll in the fall and spring.

**2023-24:** Graduated high school early and enrolled at Georgia Southern in January . . . Made the Honor Roll in the spring.

**HIGH SCHOOL:** Played for Coach Kyle Hockman at New Hampstead High . . . A Region 3-4A first-team selection as an offensive lineman as a senior . . . A first-team all-state selection by RecruitGeorgia as a senior . . . Named GACA 4A all-state player as a junior and senior . . . Also named All-Region 3-4A first-team as a junior.

**PERSONAL:** Born Zachary Cole Pearson was born on March 28 in Glendale, AZ . . . Son of Drew and Cindy Pearson . . . Has two brothers, Nate and Luke, and two sisters, Sarah and Joy.

**MAJOR:** Management

## 13

### ETHAN PONCEY

DEFENSIVE BACK • 6-1 • 180 • SIXTH YEAR  
WINTER PARK, FLA.  
WINTER PARK HS • FLORIDA



**2024-25:** Did not see any game action for the Eagles . . . Made the Honor Roll in the spring.

**2023-24:** Did not see action for Florida . . . Made the SEC Fall Academic Honor Roll . . . Entered the NCAA Transfer Portal in the spring and enrolled at Georgia Southern in the summer.

**2022-23:** Played in three games and redshirted for the Gators . . . Posted two solo tackles against South Carolina . . . Saw action vs. Eastern Washington . . . Made his season debut against No. 20 Kentucky . . . Made the SEC Fall Academic Honor Roll.

**2021-22:** Played in 11 games and totaled four tackles (two solo) for UF . . . Had two tackles (one solo) vs. Vanderbilt . . . Recorded his first two career tackles (one solo) against Tennessee . . . Made his collegiate debut vs. Alabama.

**2020-21:** Did not see any game action for Florida in the COVID season.

**HIGH SCHOOL:** Played for Coach Tim Shifflet at Winter Park High . . . Committed to play in the Under Armour All-America Game . . . As a junior in 2018, notched 43 tackles, 21 passes defended and eight interceptions, three of which were returned for touchdowns . . . Helped Winter Park to a 10-2 record and a 2018 FHSAA Class 8A Regional Semifinals appearance . . . Also played varsity as a sophomore, tallying 23 tackles and three passes defended . . . Missed most of his senior season due to injury.

**PERSONAL:** Born Ethan Vega Poncey on February 25 in Orlando . . . Son of Erica and James Poncey . . . Has seven siblings: Alyvia Poncey, James Poncey IV, Jordan Poncey, Ayden

Pouncey, Willow Sheppard, Nova Pouncey and Kenadi Rolle . . . Brother, Jordan, played football as a receiver at Texas and Florida . . . Brother, James played football as a running back Nebraska Kearney . . . Second cousins are Maurkice and Mike Pouncey, twin brothers who played in the NFL for the Steelers and Dolphins, respectively . . . Maurkice and Mike were 2009 All-SEC First Team selections for the Gators . . . Maurkice was also the 2009 Rimington Award winner, and a First-Team All-America selection by the Walter Camp Football Foundation, Football Writers of America Association, and Sporting News.

**MAJOR:** Sport Management (Graduated; Florida); Sport Management (Georgia Southern)

#### ETHAN PONCEY'S CAREER DEFENSIVE STATS

YEAR	G-S	U	A	TT	TFL	SKS	INT	PBU	QH	BLK	FR-FF
2020*	-DNP-										
2021*	11-0	2	2	4	0.0-0	0.0-0	0	0	0	0	0-0
2022*	3-0	2	0	2	0.0-0	0.0-0	0	0	0	0	0-0
2023*	-DNP-										
2024	-DNP-										
	<b>14-0</b>	<b>4</b>	<b>2</b>	<b>6</b>	<b>0.0-0</b>	<b>0.0-0</b>	<b>0</b>	<b>0</b>	<b>0</b>	<b>0</b>	<b>0-0</b>

\* - at Florida

## 91

### DAVION RHODES

DEFENSIVE LINE • 6-2 • 235 • R-SR.  
CAMILLA, GA.  
PELHAM HS



**2024-25:** Played in all 13 games, starting seven . . . Saw action on 401 plays (354 defense, 47 special teams) . . . Had 23 tackles, including six for loss and three sacks, to go along with a quarterback hurry and forced fumble . . . Had three tackles, including one for loss, against Boise State . . . Posted two tackles, including one for loss, in the win at Nevada . . . Had a stop against South Carolina State . . . Played 39 total snaps at Ole Miss and one in the win at Georgia State . . . Was in for 12 total snaps in the win over Marshall . . . Had a big sack on the final drive in the win over James Madison . . . Posted three tackles at Old Dominion . . . Had a tackle in the win over South Alabama . . . Got the start against Troy and posted four tackles . . . Tallied three tackles, including two for loss and a sack, along with a forced fumble in the win at Coastal Carolina . . . Recorded three stops in the win over App State . . . Had a sack against Sam Houston in the New Orleans Bowl.

**2023-24:** Started all 13 games . . . Was on the field for 470 total snaps (448 defense, 22 special teams) . . . Had 39 tackles, including 5.0 for loss and a sack, along with five quarterback hurries and two pass breakups . . . Got the start in the opener against The Citadel and posted three tackles . . . Had two tackles, including one for loss, and a pass breakup in the win over UAB . . . Had two tackles, including a sack, at Wisconsin . . . Had three stops in the win at Ball State . . . Had two tackles and a quarterback hurry in the win over Coastal Carolina . . . Had a tackle at James Madison . . . Had five tackles, including one for loss, and two quarterback hurries in the win over ULM . . . Recorded three tackles and a pass breakup in the win over Georgia State . . . Had a tackle at Texas State . . . Posted two tackles at Marshall . . . Tallied six tackles, including two for loss, against Old Dominion . . . Had two tackles at App State . . . Posted seven tackles, including half a stop for loss, against Ohio in the Myrtle Beach Bowl . . . Made the Honor Roll in the fall.

**2022-23:** Saw action in one game . . . Played 10 snaps in the opener against Morgan State before leaving the game with a knee injury . . . Had surgery and missed the rest of the season.

**2021-22:** Played in four games and was able to redshirt . . . Played 22 total snaps (six on defense, 16 on special teams) . . . Had one tackle . . . Made his collegiate debut at Arkansas,

posting a tackle ... Was in for eight special teams snaps against Arkansas State ... Played six snaps on kickoff coverage at Troy ... Was on the kickoff coverage team at App State.

**HIGH SCHOOL:** Played at Pelham High for Coach Dondrial Pinkins ... Helped lead his team to a pair of regional championships ... A three-time all-region selection at defensive end ... Earned GACA all-state honors at tight end ... Named first-team all-state at defensive end ... Had 174 tackles, including 11 sacks, along with four fumble recoveries and three forced fumbles as a senior ... Also played basketball and participated in track & field.

**PERSONAL:** Born Davion Rhodes on February 18 in Albany, GA ... Son of Doretha and Major Rhodes ... Has two older siblings, Teddarian Simmons and Milik Rhodes.

**MAJOR:** Interdisciplinary Studies

**DAVION RHODES'S CAREER DEFENSIVE STATS**

YEAR	G-S	U	A	TT	TFL	SKS	INT	PBU	QH	BLK	FR-FF
2021	4-0	0	1	1	0.0-0	0.0-0	0	0	0	0	0-0
2022	1-0	0	0	0	0.0-0	0.0-0	0	0	0	0	0-0
2023	13-13	12	27	39	5.0-23	1.0-4	0	2	5	0	0-0
2024	13-7	12	11	23	6.0-30	3.0-19	0	0	1	0	0-1
<b>31-20</b>	<b>33</b>	<b>39</b>	<b>73</b>	<b>11.0-53</b>	<b>4.0-23</b>	<b>0</b>	<b>1</b>	<b>6</b>	<b>0</b>	<b>0-1</b>	

## 29

### JAMARIAN SAMUEL

RUNNING BACK • 5-9 • 205 • R-Sr.  
 Ocala, Fla.  
 Trinity Catholic HS • Hinds CC



**2024-25:** Played in four games ... Saw action on 16 plays (one offense, 15 special teams) ... Played five snaps on special teams at Old Dominion ... Was in for five more in the win over South Alabama ... Played three snaps on special teams against Troy ... Played one snap on offense in the win over App State ... Saw brief action on special teams against Sam Houston in the New Orleans Bowl.

**2023-24:** Did not play in any games ... Was redshirted.

**2022-23:** Played in eight games at HCC ... Earned honorable mention all-conference by the Mississippi Association of Community Colleges Conference ... Carried the ball 108 times for 502 yards and three scores ... Had two catches for 14 yards ... Rushed for 200 yards and a score on 27 carries against Pearl River ... Had 183 yards rushing on 29 carries against East Central CC ... Had a 54-yard kickoff return against Northwest ... Transferred to Georgia Southern and joined the program in the summer.

**2021-22:** Played in 10 games at Hinds (MS) Community College ... Carried the ball 63 times for 273 yards and four touchdowns ... Also had eight catches for 38 yards.

**HIGH SCHOOL:** Played at Trinity Catholic High for Coach John Brantley ... The Ocala Star-Banner Offensive Player of the Year as a junior after rushing for 2,283 yards and 25 touchdowns, including a 369-yard effort in a single game ... Rushed for 1,055 yards and 17 touchdowns as a senior.

**PERSONAL:** Born Jamarian Samuel on January 15 in Ocala, FL ... Son of Quentin and Sharon Samuel ... Has a brother, Quentin Jr., and a sister, Shawnta.

**MAJOR:** Sport Management

## 75

### KINGTRITON SAMUELA

OFFENSIVE LINE • 6-2 • 290 • R-Fr.  
 Waipahu, Hawaii  
 Pebblebrook (Ga.) HS



**2024-25:** Did not see any game action ... Was redshirted.

**HIGH SCHOOL:** Played for Coach Michael Woodridge at Pebblebrook High ... A two-time, second-team all-region selection ... Rated the No. 205 interior offensive lineman in the country by 247Sports ... Also wrestled and participated in track & field.

**PERSONAL:** Born Kingtriton Bruce Samuela on December 11 in Waipahu, HI ... Son of Tylin Walter and the late Tafa'aola Samuela ... Has five siblings: Tyla, General, Tasmania, Tyra and Tyrissa ... Father played defensive line at Fresno City College in the early 2000s.

**MAJOR:** Health & Physical Education

## 5

### MARCUS SANDERS JR.

WIDE RECEIVER • 6-1 • 190 • Sr.  
 Montezuma, Ga.  
 Macon County HS



**2024-25:** Played in 10 games ... Saw action on 121 offensive plays ... Hauled in nine passes for 158 yards and a touchdown ... Also had two rushes for 14 yards ... Had two catches for 21 yards against Boise State ... Had a 9-yard catch in the win at Nevada ... Played 16 offensive snaps against South Carolina State ... Saw brief action on offense at Ole Miss and in the win over James Madison ... Had two catches for 18 yards at Old Dominion ... Had a 1-yard rush against Troy ... Had two catches for 51 yards and a 30-yard touchdown in the win at Coastal Carolina ... Was in for 10 offensive snaps in the win over App State ... Had a 43-yard catch against Sam Houston in the New Orleans Bowl ... Made the Dean's List in the fall for posting a GPA higher than 3.50.

**2023-24:** Played in 11 games, starting three ... Was on the field for 140 offensive snaps ... Caught six passes for 91 yards and a touchdown ... Played eight snaps in the opener against The Citadel ... Had a 14-yard catch in the win over UAB ... Was in for 15 offensive snaps at Wisconsin ... Had a 4-yard catch in the win at Ball State ... Played 13 snaps on offense in the win over Coastal Carolina and 21 at James Madison ... Got the start and posted two catches for 48 yards and a touchdown in the win over Georgia State ... Had two catches for 25 yards at Texas State ... Was in for seven snaps at Marshall and 15 against Old Dominion ... Played seven snaps on offense against Ohio in the Myrtle Beach Bowl.

**2022-23:** Played in 12 games, starting two ... Was on the field for 281 offensive snaps ... Had 20 catches for 171 yards and a touchdown ... Made his collegiate debut in the opener against Morgan State, catching an 8-yard pass ... Played 16 offensive snaps at UAB ... Had a 4-yard catch against Ball State ... Had a 15-yard catch against Coastal Carolina ... Saw brief action at Georgia State ... Caught three passes for 27 yards in the win over No. 25 James Madison ... Played on offense in the win at Old Dominion ... Had two catches for 19 against South Alabama ... Caught four passes for 46 yards and his first collegiate touchdown at Louisiana ... Had five catches for 32 yards against Marshall ... Missed the App State game with an injury ... Returned for the Camellia Bowl against Buffalo, catching three passes for 20 yards.

**HIGH SCHOOL:** Played for Coach Dexter Copeland at Macon County High ... A first-team all-state selection by the AJC for the 1A Public level as a senior ... Totaled 47 catches for 1,092 yards and 21 touchdowns in his high school career ... Caught 30 passes for 708 yards and 12 touchdowns as a senior ... Had nine touchdowns and 384 yards as a junior.

**PERSONAL:** Born Marcus Bernard Sanders Jr., on July 14 in Americus, GA ... Son of Marcus Sanders Sr., and Sonya Hubbard ... Has two brothers, Leonard Hubbard and DaQuan Hubbard, and a sister, Makhia Sanders.

**MAJOR:** Interdisciplinary Studies

**MARCUS SANDERS JR.'S CAREER RECEIVING STATS**

Year	G-S	REC	NET	APC	TD	APG	LONG
2022	12-2	20	171	8.6	1	14.3	25 (UL)
2023	11-3	6	91	15.2	1	8.3	30 (GAST)
2024	10-0	9	158	17.6	1	15.8	43 (SHSU)
	<b>33-5</b>	<b>35</b>	<b>420</b>	<b>12.0</b>	<b>3</b>	<b>12.7</b>	<b>43 (SHSU)</b>

## 51 KEBBA SECKA

DEFENSIVE LINE • 6-3 • 250 • R-SO.  
LITHIA SPRINGS, GA.  
LITHIA SPRINGS HS



**2023-24 - Sun Belt Conference Academic Honor Roll**

**2024-25:** Played in eight games ... Saw action on 60 plays (45 defense, 15 special teams) ... Had two stops, including half a tackle for loss ... Played 13 defensive snaps against Boise State ... Saw brief action on defense against South Carolina State ... Was in late on defense at Ole Miss and for three special teams snaps in the win at Georgia State ... Played four snaps on special teams in the win over James Madison ... Was in on punt return late at Old Dominion ... Had two tackles, including half a stop for loss, against Sam Houston in the New Orleans Bowl ... Made the Honor Roll in the fall and spring.

**2023-24:** Played in two games and was redshirted ... Played 12 defensive snaps in the opener against The Citadel ... Played two snaps on special teams at Marshall ... Made the Dean's List in the fall for posting a GPA higher than 3.50 ... Made the Honor Roll in the spring ... Named to the 2023-24 Sun Belt Conference Academic Honor Roll for maintaining a 3.00-3.49 GPA.

**HIGH SCHOOL:** Played for Coach Corey Jarvis at Lithia Springs High ... Named first-team all-region for the Region 5-5A grouping as a junior and senior ... Had 39 tackles, including 4.0 tackles for loss and 2.5 sacks, his final season ... Ranked the No. 192 defensive lineman in the country and the No. 169 player in the state of Georgia by 247Sports ... Rated as the No. 204 defensive lineman in the country and the No. 203 player in the state by On3 ... A state qualifier in the discus on the track & field team.

**PERSONAL:** Born Kebba Malick Secka on April 29 in Atlanta ... Son of Isatou Ceesay-Maane and Malik Secka ... Has three siblings: Lamin Secka, Yaya Secka and Kumba Maane.

**MAJOR:** Accounting

**KEBBA SECKA'S CAREER DEFENSIVE STATS**

YEAR	G-S	U	A	TT	TFL	SKS	INT	PBU	QH	BLK	FR-FP
2023	2-0	0	0	0	0.0-0	0.0-0	0	0	0	0	0-0
2024	9-0	0	2	2	0.5-1	0.0-0	0	0	0	0	0-0
	<b>11-0</b>	<b>0</b>	<b>2</b>	<b>2</b>	<b>0.5-1</b>	<b>0.0-0</b>	<b>0</b>	<b>0</b>	<b>0</b>	<b>0</b>	<b>0-0</b>

## 50 JAYLEN SLAUGHTER

OFFENSIVE LINE • 6-3 • 255 • R-FR.  
ATLANTA, GA.  
CEDAR GROVE HS



**2024-25:** Did not see any game action ... Was redshirted.

**HIGH SCHOOL:** Played for Coach John Adams at Cedar Grove High ... Named the Offensive Lineman of the Year for Region 5-3A as a senior.

**PERSONAL:** Born Jaylen Malik Slaughter on May 13 in Atlanta ... Son of Alesia Bing ... Has one sibling, Jalesia McKoy.

**MAJOR:** Sport Management

## 25 ALEX SMITH

PUNTER • 6-6 • 220 • JR.  
MELBOURNE, VICTORIA, AUSTRALIA  
CAULFIELD GRAMMAR SCHOOL



**2024 - All-Sun Belt Conference Second Team (Phil Steele)**  
**2024 - All-Sun Belt Conference Third Team (College Football Network)**  
**2024 - All-Sun Belt Conference Honorable Mention**

**2024-25:** Started all 13 games as the punter ... A second-team All-Sun Belt selection by Phil Steele ... Led the Sun Belt in net average at 41.6 per punt ... Averaged 42.7 yards on 58 punts with a long of 63 yards ... Had 29 punts fair caught and 19 downed inside the 20-yard line ... Had five punts of 50 yards or longer ... Became the first Georgia Southern punter on record to not have any touchbacks in a season ... Named honorable mention All-Sun Belt Conference ... Also named third-team all-conference by College Football Network ... Punted four times for a 39.8-yard average with no returns and a long of 43 yards against Boise State ... Averaged 40.7 yards on six punts with three downed inside the 20-yard line in the win at Nevada ... Had a career-long 63-yard punt against South Carolina State ... Averaged 50.7 yards on three punts in the game ... Punted eight times for an average of 40.9 yards with two downed inside the 20 at Ole Miss ... Had five punts for an average of 42.8 yards with three downed inside the 20-yard line with a long of 51 yards in the win at Georgia State ... Had an average of 46.4 yards on seven punts in the win over Marshall, putting four punts inside the 20-yard line with two punts over 50 yards ... Averaged 44.5 yards on a pair of punts in the win over James Madison with a long of 50 yards with one punt downed inside the 5-yard line ... Had five punts for an average of 42.0 yards at Old Dominion ... Averaged 42.4 yards on five punts with two downed inside the 20-yard line in the win over South Alabama ... Averaged 44.0 yards on three punts against Troy ... Selected to wear the #0 jersey for that game ... Averaged 40.0 yards with no returns in the win at Coastal Carolina ... Averaged 42.3 yards on three punts with a long of 44 yards and one downed inside the 20-yard line in the win over App State ... Had four punts that averaged 42.0 yards with a long of 47 yards against Sam Houston in the New Orleans Bowl ... Made the Honor Roll in the spring.

**2023-24:** Started all 13 games as the punter ... Averaged 40.04 yards on 47 punts ... Had 17 fair catches and 18 downed inside the 20-yard line ... Five punts went for 50 or more yards with a long of 58 yards ... Punted twice in the opener against The Citadel, pinning one punt

inside the 10-yard line ... Had one punt in the win over UAB ... Punted three times with a long of 43 yards at Wisconsin ... Punted five times for a 41.4-yard average with a 58 yarder and three kicks downed inside the 20 in the win at Ball State ... Punted five times for an average of 44.0 yards with a long of 53 yards and two downed inside the 20-yard line in the win over Coastal Carolina ... Also had an 18-yard run on a fake punt that kept an eventual touchdown drive alive ... Averaged 40.8 yards on five punts at James Madison ... Punted five times for an average of 45.2 yards with a long of 56 yards with two downed inside the 20-yard line in the win over ULM ... Had a long punt of 51 yards and two punts downed inside the 20 in the win over Georgia State ... Punted twice at Texas State ... Had three of six punts at Marshall downed inside the 20-yard line ... Had three punts downed inside the 20 against Old Dominion ... Averaged 43.0 yards on three punts with a 50 yarder at App State ... Punted twice against Ohio in the Myrtle Beach Bowl, averaging 36.5 yards.

**2022-23:** Enrolled at Georgia Southern in January ... Made the Honor Roll in the spring.

**HIGH SCHOOL:** Graduated from Caulfield Grammar School in 2017 ... The No. 8-ranked punter in the Class of 2022 by 247Sports ... The No. 5 punter in Australia as ranked by 247Sports ... Originally committed to Vanderbilt in 2022.

**PERSONAL:** Born Alex Jacob Smith on September 10 in Melbourne, Victoria, Australia ... Son of Rodney and Helene Smith ... Has a younger sister, Llara ... Played professional tennis upon graduation from high school on the ATP Futures Tour ... Grew up playing tennis as a resident of Dubai ... Gave up tennis when COVID hit and trained at ProKick Australia, a club that has sent multiple punters to the United States including Houston Texans punter Cameron Johnston (Ohio State), and Ray Guy Award winners Mitch Wishnowsky (Utah) and Michael Dickson (Texas).

**MAJOR:** Management

#### ALEX SMITH'S CAREER PUNTING STATS

YEAR	G	PUNTS	YDS	LONG	AVG	FC	TB	I20
2023	13	47	1,882	58 (BSU)	40.0	17	4	18
2024	13	58	2,479	63 (SCSU)	42.7	29	0	19
	<b>26</b>	<b>105</b>	<b>4,361</b>	<b>63 (SCSU)</b>	<b>41.5</b>	<b>46</b>	<b>4</b>	<b>37</b>


## 23

### DORRIAN SMITH

DEFENSIVE BACK • 5-10 • 185 • R-SR.

FORT VALLEY, GA.

PEACH COUNTY HS • NORTHEAST MISSISSIPPI CC



**2024-25:** Played in 11 games, starting three ... Saw action on 411 plays (381 defense, 30 special teams) ... Had 26 tackles, an interception and a pass breakup ... Played 38 total snaps against Boise State ... Had four tackles in the win at Nevada ... Missed the South Carolina State game ... Had two tackles at Ole Miss ... Played five snaps in the win at Georgia State ... Had three tackles in the win over Marshall ... Got the start in the win over James Madison, posting four tackles ... Posted one tackle at Old Dominion ... Had two stops in the win over South Alabama ... Had a tackle and an interception in the win at Coastal Carolina ... Tallied three stops in the win over App State ... Posted four tackles against Sam Houston in the New Orleans Bowl.

**2023-24:** Played in nine games at Northeast Mississippi CC ... Had 22 tackles, including 1.5 for loss, and an interception ... Also had five pass breakups ... Signed with Georgia Southern in December of 2023.

**2022-23:** Played in nine games at NMCC ... Had 20 tackles and an interception ... Also had five pass breakups.

**2021-22:** Attended Valdosta State, but did not see any action ... Was redshirted.

**HIGH SCHOOL:** Played for Coach Chad Campbell at Peach County High ... A two-time first-team all-state selection by the GACA ... A two-sport standout ... Started three years in football and four years in basketball ... Was first-team all-region in football ... Had 20 catches for 534 yards and five interceptions as a senior ... Named all-region in basketball.

**PERSONAL:** Born Dorrian Smith on July 7 in Warner Robins, GA ... Son of Tabatha Hicks and Damian Smith ... Has six siblings: Kaylie Mann, Tavarus Mann Jr., Malia Smith, Myleik Smith, Damian Smith Jr. and Daylen Smith.

**MAJOR:** Interdisciplinary Studies

#### DORRIAN SMITH'S CAREER DEFENSIVE STATS

YEAR	G-S	U	A	TT	TFL	SKS	INT	PBU	QH	BLK	FR-FF
2024	11-3	20	6	26	0.0-0	0.0-0	1	1	0	0	0-0
	<b>11-3</b>	<b>20</b>	<b>6</b>	<b>26</b>	<b>0.0-0</b>	<b>0.0-0</b>	<b>1</b>	<b>1</b>	<b>0</b>	<b>0</b>	<b>0-0</b>

## 59

### BRANDON STONER

OFFENSIVE LINE • 6-3 • 320 • FR.

LOUISVILLE, KY.

ARDREY KELL (N.C.) HS



**2024-25:** Graduated from high school early and enrolled at Georgia Southern in January ... Made the Honor Roll in the spring.

**HIGH SCHOOL:** Played for Coach Greg Jachym at Ardrey Kell High in Charlotte ... A three-time all-conference and selection ... Rated the No. 110 interior offensive lineman in the country by On3 ... Ranked the No. 41 player in the state by ESPN and the No. 46 player in the state of North Carolina by 247Sports ... A two-time captain

**PERSONAL:** Born Brandon Myles Stoner on February 9 in Cleveland ... Son of Ajamu and Tiffany Stoner ... Father was a wide receiver at Indiana, catching 91 passes for 1,238 yards and eight touchdowns in three seasons ... Has two older siblings, Isaiah and Nyla.

**MAJOR:** Computer Science

## 57

### CHANDLER STRONG

OFFENSIVE LINE • 6-1 • 270 • R-JR.

WARNER ROBINS, GA.

HOUSTON COUNTY HS



**2023 - Freshman All-American Third Team (College Football News)**

**2024-25:** Played in nine games, starting six ... Saw action on 441 offensive plays ... Played all 92 offensive snaps against Boise State ... Missed the next three games with an injury ... Returned to play 16 offensive snaps in the win at Georgia State ... Got the start in the win over

Marshall, playing 65 offensive snaps ... Played 64 snaps in the win over James Madison and 54 at Old Dominion ... Played 60 offensive snaps in the win over South Alabama ... Was in for 40 offensive snaps against Troy ... Played 18 offensive snaps in the win at Coastal Carolina ... Was in for 27 offensive snaps in the win over App State ... Missed the bowl game.

**2023-24:** Started all 13 games at center ... Was on the field for 1,001 offensive snaps, the most on the team ... A third-team Freshman All-American by College Football News ... Got the start at center in the opener against The Citadel and played 76 snaps ... Played all 77 offensive snaps in the win over UAB and all 85 snaps at Wisconsin ... Played 68 offensive snaps in the win at Ball State ... Played all 90 offensive snaps in the win over Coastal Carolina ... Played all 90 offensive snaps at James Madison ... Played all 80 offensive snaps in the win over ULM and all 77 in the win over Georgia State ... Played all 62 offensive snaps at Texas State and all 89 at Marshall ... Played all 76 offensive snaps against Old Dominion and all 68 at App State ... Played all 63 offensive snaps against Ohio in the Myrtle Beach Bowl.

**2022-23:** Played in one game ... Was redshirted ... Made his collegiate debut in the opener against Morgan State, playing 11 snaps on the offensive line late.

**2021-22:** Enrolled at Georgia Southern in January.

**HIGH SCHOOL:** Played for Coach Philip Manning at Houston County High ... Named to RecruitGeorgia's Class 6A All-State first team ... An honorable mention all-state selection by the AJC for the 6A level as a senior ... Named first-team all-region and the co-offensive lineman of the year for the 1-6A group as a senior ... Named honorable mention all-state ... Also wrestled for Houston County, advancing to the state finals.

**PERSONAL:** Born Chandler Bryson Strong on October 22 in Warner Robins, GA ... Son of Sherry and Bryant Strong ... Has two older siblings, Bryant Strong Jr., and Adrian Nelson.

**MAJOR:** Construction Management

## 18 MJ STROUD

DEFENSIVE LINE • 6-2 • 235 • R-JR.  
COVINGTON, GA.  
ALCOVY HS



### 2023-24 - Sun Belt Conference Academic Honor Roll

**2024-25:** Played in all 13 games, starting six ... Saw action on 421 plays (383 defense, 38 special teams) ... Had 24 tackles, including a TFL, along with three pass breakups and a quarterback hurry ... Had a tackle against Boise State and one in the win at Nevada ... Had a pass break up against South Carolina State ... Had a tackle at Ole Miss ... Got the start and had three tackles in the win at Georgia State ... Had four stops in the win over Marshall ... Posted two tackles and a pass breakup in the win over James Madison ... Was in for 50 total snaps at Old Dominion ... Had five tackles in the win over South Alabama ... Saw limited action against Troy ... Was in for 21 total snaps in the win at Coastal Carolina ... Had two tackles in the win over App State ... Had two tackles against Sam Houston in the New Orleans Bowl.

**2023-24:** Played in 12 games, starting one ... Was on the field for 405 total snaps (362 defense, 43 special teams) ... Had 15 tackles, including half a stop for loss, and three quarterback hurries ... Played 16 defensive snaps in the opener against The Citadel ... Had a tackle and quarterback hurry in the win over UAB ... Had a tackle at Wisconsin ... Posted two tackles in the win at Ball State ... Had two tackles, including half a tackle for loss, in the win over Coastal Carolina ... Played 12 snaps at James Madison ... Had a quarterback hurry in the win over ULM ... Recorded a tackle in the win over Georgia State ... Had three tackles at Texas State ... Posted two tackles and a quarterback hurry against Old Dominion ... Got his first

collegiate start at App State, playing 57 defensive snaps ... Had two tackles against Ohio in the Myrtle Beach Bowl ... Made the Honor Roll in the fall ... Named to the 2023-24 Sun Belt Conference Academic Honor Roll for maintaining a 3.00-3.49 GPA.

**2022-23:** Played in five games and was able to redshirt ... Was on the field for 42 total snaps (15 defense, 27 special teams) ... Had three tackles ... Made his collegiate debut in the opener against Morgan State, playing 17 total snaps ... Played on special teams in the win at Nebraska ... Played five snaps on special teams at UAB ... Had a tackle against Coastal Carolina ... Played eight total snaps in the Camellia Bowl against Buffalo.

**HIGH SCHOOL:** Played for Coach Jason Dukes at Alcovy High ... Named first-team tight end for Region 3-6A ... Had 32 tackles, including eight for loss and four sacks, as a senior ... A two-way player as a junior who earned All-Covington News first-team honors on defense ... Totaled 27 tackles, including 10 for loss and five sacks, along with two forced fumbles as a junior ... Averaged 18 yards a catch on offense ... Named to the 2020-21 GACA Coaches All-State Team at defensive end ... Also ran track.

**PERSONAL:** MJ Stroud was born on February 9 in Covington, GA ... Son of Keesha Stroud ... Has two siblings, Meggan and Miata.

**MAJOR:** Interdisciplinary Studies

### MJ STROUD'S CAREER DEFENSIVE STATS

YEAR	G-S	U	A	TT	TFL	SKS	INT	PBU	QH	BLK	FR-FF
2022	5-0	3	0	3	0.0-0	0.0-0	0	0	0	0	0-0
2023	12-1	8	7	15	0.5-1	0.0-0	0	0	0	0	0-0
2024	13-6	18	6	24	1.0-3	0.0-0	0	3	1	0	0-0
	<b>30-7</b>	<b>29</b>	<b>13</b>	<b>42</b>	<b>1.5-4</b>	<b>0.0-0</b>	<b>0</b>	<b>3</b>	<b>1</b>	<b>0</b>	<b>0-0</b>

## 21 CARLO THOMPSON

DEFENSIVE BACK • 6-0 • 185 • R-JR.  
RICHMOND, VA.  
VARINA HS • VIRGINIA/UNC PEMBROKE



**2024-25:** Played in all 11 games at UNC Pembroke ... Tallied 48 tackles, including 9.5 for loss and two sacks ... Had an interception, a forced fumble and a fumble recovery ... Also had three pass breakups ... Recorded 10 tackles against Charleston ... Enrolled at Georgia Southern in January ... Made the Dean's List in the spring for posting a GPA higher than 3.50.

**2023-24:** Did not play in any games at Virginia.

**2022-23:** Redshirted while attending UVa ... Did not see any game action.

**HIGH SCHOOL:** Played safety at Varina High ... An All-Metro honorable mention selection ... Recorded 35 tackles, seven pass breakups, one forced fumble and 4 interceptions ... Scored eight touchdowns.

**PERSONAL:** Born Carlo Antonio Thompson on July 9 in Richmond, VA ... Son of Torri Thompson and Carlo Thompson ... Has two siblings, Ivan and Rae'nese.

**MAJOR:** Interdisciplinary Studies

**CARLO THOMPSON'S CAREER DEFENSIVE STATS**

YEAR	G-S	U	A	TT	TFL	SKS	INT	PBU	QH	BLK	FR-FF
2022*	- DNP-										
2023*	- DNP-										
2024†	11-11	36	12	48	9.5-29	2.0-14	1	3	0	0	1-1
	<b>11-11</b>	<b>36</b>	<b>12</b>	<b>48</b>	<b>9.5-29</b>	<b>2.0-14</b>	<b>1</b>	<b>3</b>	<b>0</b>	<b>0</b>	<b>1-1</b>

\* - at Virginia

† - at UNC Pembroke

# 35

## TAEO TODD

**RUNNING BACK • 5-8 • 195 • R-FR.**  
**WEST POINT, GA.**  
**TROUP COUNTY HS**



**2024-25:** Did not see any game action ... Was redshirted.

**HIGH SCHOOL:** Played at Troup County High for Coach Tanner Glisson ... Scored 12 touchdowns as a senior, six on the ground and six via receptions ... Ranked the No. 45 "athlete" in the country and the No. 176 player in the state by On3 ... Rated the No. 187 running back in the country and the No. 186 player in the state of Georgia by 247Sports ... Named 2022-23 GACA 4A Offensive Player of the Year ... The 2021 Freshman of the Year ... Also played basketball and ran track.

**PERSONAL:** Born Montaeo Alexander Todd on September 16 in West Point, GA ... Son of Lachic Truitt and Brandon Todd ... Has three siblings: Brandon Jr., Amari and Terez.

**MAJOR:** Mechanical Engineering

# 17

## TREY TOWNSEND

**QUARTERBACK • 6-1 • 220 • R-FR.**  
**CALHOUN, GA.**  
**CALHOUN HS**



**2024-25:** Did not see any game action ... Was redshirted.

**HIGH SCHOOL:** Played for Coach Clay Stephenson at Calhoun High ... Best of Preps 2024 by Chattanooga Preps ... A first-team all-region quarterback in 2023 and 2024 by Georgia High School Daily ... A GACA first-team all-state selection in 2023 ... Honorable mention all state in 2024 by the Atlanta Journal-Constitution ... Threw for 2,225 yards and 26 touchdowns his final season ... Also ran track ... A member of the French Honor Society.

**PERSONAL:** Born George Steven Townsend III on March 4 in Dalton, GA ... Son of Karen and Steve Townsend ... Has two sisters, Taylor and Tessa.

**MAJOR:** Management

# 15

## HOLDEN TRICE

**LINEBACKER • 5-10 • 210 • R-SO.**  
**KENNESAW, GA.**  
**HARRISON HS**



**2023-24 - Sun Belt Conference Academic Commissioner's List**

**2024-25:** Played in 10 games ... Saw action on 93 special teams plays ... Played nine snaps on special teams against Boise State, Nevada and South Carolina State ... Played 18 snaps on special teams at Ole Miss ... Was in for 11 snaps on special teams in the win over Marshall and seven in the win over James Madison ... Played nine snaps on special teams in the win over South Alabama ... Was in for 10 snaps on special teams against Troy and five in the win over App State ... Played six snaps on special teams against Sam Houston in the New Orleans Bowl ... Made the Dean's List in the fall and spring for posting a GPA higher than 3.50.

**2023-24:** Played in three games and was redshirted ... Was on the field for 12 special teams snaps ... Saw his first collegiate action against Coastal Carolina, playing on three special teams plays ... Played five snaps on special teams in the win over ULM ... Recovered an onside kick against Ohio in the Myrtle Beach Bowl ... Made the Dean's List in the fall for posting a GPA higher than 3.50 ... Made the President's List in the spring for making a perfect 4.00 GPA ... Named to the 2023-24 Sun Belt Conference Commissioner's List for maintaining a 3.50 GPA or higher.

**HIGH SCHOOL:** Played at Harrison High for Coach Joshua Cassidy ... Named second-team all-state as a senior ... Also earned first-team all-region and all-county honors ... Finished the regular season second in the 7A level and sixth in the state for total stops ... Posted 156 tackles, including 13 tackles for loss and four sacks, with four pass breakups and a fumble recovery.

**PERSONAL:** Born Holden Thomas Trice on July 6 in Atlanta ... Son of Chris and Kristen Trice ... Has a brother, Corbin, and a sister, Presley.

**MAJOR:** Management

# 1

## BRANDON TYSON

**LINEBACKER • 6-1 • 220 • R-JR.**  
**WHITEVILLE, N.C.**  
**WHITEVILLE HS • ELON**



**2023 - Freshman FCS All-American Second Team (Phil Steele)**

**2024-25:** Played in seven games at Elon, starting three ... A Phil Steele Preseason Third-Team All-CAA selection ... Tallied 25 tackles, including 3.0 for loss and a sack ... Had one interception and one quarterback hurry ... Entered the NCAA Transfer Portal in December and enrolled at Georgia Southern in January ... Made the President's List in the spring for making a perfect 4.00 GPA.

**2023-24:** A Second-Team Freshman All-American by Phil Steele after starting all 11 games for Elon ... Was third on the team with 73 tackles, second with 9.0 tackles for loss, and added 1.5 sacks, two forced fumbles, a fumble recovery and two quarterback hurries ... Had a career-best 14 tackles at Villanova, including 2.0 tackles for loss ... Added 11 tackles, including 2.0 tackles for loss, against Hampton, as well as forcing a fumble ... Named CAA Defensive Player of the Week after his performance against Hampton ... Had a forced fumble against William & Mary to go with nine tackles ... Recovered a fumble at Gardner-Webb ... Had at least three tackles in every game on the season.

**2022-23:** Played in three games and redshirted ... Recorded no stats.

**HIGH SCHOOL:** Played four years, earning three varsity letters, at Whiteville High for Coach Joey Price ... Team went 11-1 as a senior ... Posted 102 tackles on defense and rushed for 1,240 yards and 32 touchdowns as well ... Earned his conference's Defensive Player of the Year honors as a senior and named all-conference as a junior ... Tallied 345 tackles for his career ... Two-year team captain ... Member of the honor roll.

**PERSONAL:** Born Brandon Lee Tyson on December 30 in Dillon, SC ... Son of Meishelle Tyson ... Has one sister, Kali.

**MAJOR:** Interdisciplinary Studies

### BRANDON TYSON'S CAREER DEFENSIVE STATS

YEAR	G-S	U	A	TT	TFL	SKS	INT	PBU	QH	BLK	FR-FF
2022*	3-0	0	0	0	0.0-0	0.0-0	0	0	0	0	0-0
2023*	11-11	35	38	73	9.0-24	1.5-10	0	0	2	0	1-2
2024*	7-3	13	12	25	3.0-4	1.0-1	1	1	1	0	0-0
	<b>21-14</b>	<b>48</b>	<b>50</b>	<b>98</b>	<b>12.0-28</b>	<b>2.5-11</b>	<b>1</b>	<b>1</b>	<b>3</b>	<b>0</b>	<b>1-2</b>

\* - at Elon

## 45 COLTON VELTKAMP

LINEBACKER • 6-1 • 210 • FR.  
BOWLING GREEN, KY.  
SOUTH WARREN HS



**2024-25:** Graduated from high school early and enrolled at Georgia Southern in January.

**HIGH SCHOOL:** Played for Coach Brandon Smith at South Warren High ... A first-team all-state selection as a senior ... Was first-team All-Sky Conference as a junior and senior ... Tallied 156 tackles, including 50 for loss and 26 sacks, in three years at South Warren ... As a senior, had 79 tackles, including 31 for loss and 19 sacks ... Also had an interception, a forced fumble, a fumble recovery and a blocked kick ... On offense, had 42 catches for 584 yards and 11 scores ... Owns the school record for career sacks, sacks in a season and sacks in a game ... Also played basketball.

**PERSONAL:** Born Colton Veltkamp on May 27 in Louisville, KY ... Son of Kristen and Jason Veltkamp ... Has an older brother, Caden, who also plays college football at FAU ... Dad played football at Carroll College.

**MAJOR:** Management

## 83 ELIJA WALTON

TIGHT END • 6-5 • 230 • R-SO.  
COLUMBUS, GA.  
NORTH MARION (FLA.) HS



**2024-25:** Played in 12 games ... Saw action on 97 plays (83 offense, 14 special teams) ... Saw brief action on offense against Boise State ... Had one catch for 2 yards and a touchdown on the season ... Played five offensive snaps in the win at Nevada ... Was in for 10 snaps against South Carolina State ... Played 16 offensive snaps at Ole Miss ... Was in for 18 offensive snaps in the win at Georgia State and 13 in the win over Marshall ... Caught a 2-yard touchdown pass in the win over James Madison ... Played 11 offensive snaps at Old Dominion ... Played 10 snaps against Troy ... Saw brief action on offense in the win at Coastal Carolina and in the win over App State ... Played four snaps on offense against Sam Houston in the New Orleans Bowl.

**2023-24:** Played in two games and was redshirted ... Saw action in 13 offensive plays ... Had one catch for 7 yards ... Made his collegiate debut in the win over Coastal Carolina, catching a 7-yard pass ... Played eight offensive snaps at James Madison ... Made the Honor Roll in the fall.

**HIGH SCHOOL:** Played for Coach Gregory Carr at North Marion High in Florida ... As a senior, had 22 catches for 537 yards and eight touchdowns ... Named to the FACA All-District 7 Team as a senior ... Rated as the No. 121 tight end in the country and the No. 294 player in the state by On3 ... Ranked the No. 121 tight end in the country and the No. 193 player in the state of Florida by 247Sports.

**PERSONAL:** Born Elija Walton on August 1 in Columbus, GA ... Son of Demetrix Canidate and the late Jeffery Bass.

**MAJOR:** Construction Management

### ELIJA WALTON'S CAREER RECEIVING STATS

Year	G-S	REC	NET	APC	TD	APG	LONG
2023	2-0	1	7	7.0	0	3.5	7 (CCU)
2024	12-0	1	2	2.0	1	0.2	2 (JMU)
	<b>14-0</b>	<b>2</b>	<b>9</b>	<b>4.5</b>	<b>1</b>	<b>0.6</b>	<b>7 (CCU)</b>

## 89 JACKSON WHEELER

LONG SNAPPER • 6-2 • 230 • SIXTH YEAR  
BAINBRIDGE, GA.  
BAINBRIDGE HS



**2023-24 - Sun Belt Conference Academic Commissioner's List**  
**2022-23 - Sun Belt Conference Academic Honor Roll**

**2024-25:** The starting long snapper for all 13 games ... Saw action on 88 special teams plays ... Had a tackle on special teams ... Snapped six times against Boise State and four times in the win at Nevada ... Was in for seven snaps against South Carolina State ... Snapped three times at Ole Miss and five times in the win at Georgia State ... Had seven snaps in the win over Marshall ... Handled all six snaps in the win over James Madison ... Snapped nine times at Old Dominion and nine in the win over South Alabama ... Snapped seven times against Troy and

eight times in the win at Coastal Carolina ... Played seven snaps in the win over App State ... Snapped eight times against Sam Houston in the New Orleans Bowl ... Made the Dean's List in the fall for posting a GPA higher than 3.50 ... Made the President's List in the spring for making a perfect 4.00 GPA.

**2023-24:** The starting short snapper on PATs and field goals ... Was on the field for 74 special teams plays ... Snapped six times in the opener against The Citadel and seven in the win over UAB ... Snapped three times at Wisconsin ... Had eight snaps on field goals and PATs as Michael Lantz went 8 for 8 in the win at Ball State ... Snapped eight times in the win over Coastal Carolina ... Snapped three times at James Madison ... Snapped seven times in the win over ULM ... Snapped eight times in the win over Georgia State as Michael Lantz earned Sun Belt Conference Special Teams Player of the Week ... Snapped four times at Texas State and eight times at Marshall ... Snapped three times against Old Dominion and five times at App State ... Snapped three times against Ohio in the Myrtle Beach Bowl ... Made the Honor Roll in the fall ... Made the President's List in the spring for making a perfect 4.00 GPA ... Named to the 2023-24 Sun Belt Conference Commissioner's List for maintaining a 3.50 GPA or higher.

**2022-23:** Played in three games, starting two ... Was on the field for 16 total snaps ... Saw his first collegiate action at Louisiana when pressed into duty due to an injury to starter Mark Langston ... Responded with five snaps on punts, field goals and PATs ... Also had a tackle on punt coverage ... Was injured against Marshall after his fourth snaps and missed the finale against App State ... Snapped seven times in the Camellia Bowl against Buffalo ... Made the Dean's List in the fall for posting a GPA higher than 3.50 ... Named to the 2022-23 Sun Belt Conference Academic Honor Roll for maintaining a 3.00-3.49 GPA.

**2021-22:** Did not see any game action ... Was redshirted ... Served as the backup long snapper for all three units.

**2020-21:** Did not see any game action during the COVID season ... Made the Dean's List in the fall for posting a 3.50 GPA or higher ... Made the Honor Roll in the spring for posting above a 3.00 GPA.

**HIGH SCHOOL:** Played for Coach Jeff Littleton at Bainbridge High ... Named first-team all-region as a senior as a multi-purpose offensive player ... Helped lead his team to a Class 5A state title in 2018 ... Also played golf ... A member of the National Honor Society.

**PERSONAL:** Born Jackson Clay Wheeler on February 3 in Bainbridge, GA ... Son of Tom and Libby Wheeler ... Father played tight end at Florida State, as well as professionally ... Has a brother, Russell.

**MAJOR:** Exercise Science (Graduated)

## 11 ANTONIO WHITE JR.

DEFENSIVE BACK • 6-2 • 180 • R-FR.

SNELLVILLE, GA.

PARKVIEW HS • RUTGERS



**2024-25:** Did not see any action while playing for Rutgers ... Was redshirted ... Enrolled at Georgia Southern in January.

**HIGH SCHOOL:** Played for Coach Joe Sturdivant at Parkview High ... Played defensive back and wide receiver during scholastic career ... Helped the Panthers to seven wins and a GHSA Class 7A playoff appearance in 2023 ... Tallied 90 tackles, including 24 TFL and 3.0 sacks, and two pass breakups as a senior ... Blocked two punts and returned one for a touchdown, and also added a kickoff return for a score ... An all-region selection on defense ... Guided Parkview to eight wins and a GHSA Class 7A playoff appearance in 2022 ... Totaled 95 tackles and five

interceptions as a junior ... A first-team all-county and all-region selection during his junior campaign ... A four-star signee and the No. 20 overall safety prospect in the country by Rivals ... The No. 39 safety recruit nationally by ESPN ... Ranked the No. 224 overall recruit nationally by 247Sports.

**PERSONAL:** Born Antonio Jermaine White Jr. on September 7 ... Son of Sherita Mays ... Has a brother, Noah.

**MAJOR:** Interdisciplinary Studies

## 34 JAMARI WHITEHEAD

DEFENSIVE LINE • 6-2 • 240 • R-SO.

JACKSONVILLE, FLA.

RAINES HS



**2024-25:** Played in 12 games ... Saw action on 143 plays (11 defense, 132 special teams) ... Had one tackle on the season ... Played 10 snaps on special teams against Boise State ... Played 13 snaps on special teams in the win at Nevada and nine against South Carolina State ... Was in for 21 special teams snaps at Ole Miss ... Played 23 total snaps in the win at Georgia State ... Was in for 10 snaps on special teams in the win over Marshall and nine in the win over James Madison ... Played 18 snaps on special teams at Old Dominion ... Was in for 12 total snaps against Troy ... Saw action on three special teams snaps in the win at Coastal Carolina and four in the win over App State ... Had a tackle against Sam Houston in the New Orleans Bowl ... Made the Dean's List in the fall for posting a GPA higher than 3.50 ... Made the Honor Roll in the spring.

**2023-24:** Played in five games, but was still able to redshirt ... Was on the field for 35 total snaps (eight defense, 27 special teams) ... Had three tackles ... Played eight defensive snaps in the opener against The Citadel, posting two tackles ... Played 10 snaps at James Madison ... Played six snaps on special teams in the win over ULM ... Posted a tackle in the win over Georgia State ... Was in on seven special teams snaps against Ohio in the Myrtle Beach Bowl.

**HIGH SCHOOL:** Played for Coach Donovan Masline at William M. Raines High ... A first-team All-Gateway Conference selection his final year ... Had 94 tackles as a senior ... Included in that total were 19.0 tackles for loss and 14 sacks ... Had 65 tackles as a junior, including 8.0 for loss and 3.0 sacks ... Left Raines with the fifth-most sacks in school history ... Ranked the No. 149 linebacker in the country by 247 Sports and the No. 180 linebacker by On3 ... Also played baseball ... A member of the National Honors Society.

**PERSONAL:** Born JaMari Rodney Aaron Whitehead on August 17 in Jacksonville ... Son of Aprel Johnson and Jason Whitehead.

**MAJOR:** Information Technology

### JAMARI WHITEHEAD'S CAREER DEFENSIVE STATS

YEAR	G-S	U	A	TT	TFL	SKS	INT	PBU	QH	BLK	FR-FF
2023	5-0	2	1	3	0.0-0	0.0-0	0	0	0	0	0-0
2024	12-0	1	0	1	0.0-0	0.0-0	0	0	0	0	0-0
	<b>17-0</b>	<b>3</b>	<b>1</b>	<b>4</b>	<b>0.0-0</b>	<b>0.0-0</b>	<b>0</b>	<b>0</b>	<b>0</b>	<b>0</b>	<b>0-0</b>

## 64

### CAELAN WILLIAMS

OFFENSIVE LINE • 6-7 • 290 • SIXTH YEAR  
DUBLIN, GA.  
TRINITY CHRISTIAN



**2024-25:** Played in all 13 games, starting two ... Saw action on 269 plays (211 offense, 58 special teams) ... Saw action on special teams against Boise State ... Played 18 snaps on offense in relief in the win at Nevada ... Made his first collegiate start against South Carolina State, playing 63 offensive snaps ... Saw brief action on special teams at Ole Miss ... Played 13 total snaps in the win at Georgia State and 31 offensive snaps in the win over Marshall ... Was in for eight total snaps in the win over James Madison and 19 at Old Dominion ... Played four snaps on special teams in the win over South Alabama ... Got the start against Troy, playing 55 snaps ... Played seven snaps on special teams in the win at Coastal Carolina ... Played 21 total snaps in the win over App State ... Played four snaps on special teams against Sam Houston in the New Orleans Bowl.

**2023-24:** Played in all 13 games ... Was on the field for 84 total snaps (seven offense, 77 special teams) ... Played six special teams snaps in the opener against The Citadel and seven in the win over UAB ... Was on the field for three special teams snaps at Wisconsin ... Played 18 total snaps in the win at Ball State and eight in the win over Coastal Carolina ... Was in for three special teams snaps at James Madison and seven in the win over ULM ... Played eight snaps on special teams in the win over Georgia State ... Was in for nine snaps on special teams at Marshall and three against Old Dominion ... Played five snaps on special teams at App State ... Was in for three snaps on special teams against Ohio in the Myrtle Beach Bowl.

**2022-23:** Played in one game ... Made his collegiate debut in the opener against Morgan State, playing seven offensive snaps late ... Made the Honor Roll in the spring.

**2021-22:** Did not see any game action ... Was redshirted.

**2020-21:** Did not see any game action during the COVID season ... Was on the dress squad for the New Orleans Bowl.

**2019-20:** A blueshirt who joined the program in spring ... Took classes at Georgia Southern part-time in the fall ... Went through spring practice with the Eagles ... Made the President's List in the spring for a perfect 4.00 GPA.

**HIGH SCHOOL:** Played at Trinity Christian School for Coach Jimmy Fields ... As a sophomore, was named GISA all-region and all-state ... Named GISA all-region, all-state and to the all-star team as a senior ... Also participated in track ... A member of the Honor Roll.

**PERSONAL:** Born Caelan Rogers Williams on July 5 in Dublin, GA ... Son of Leigh Ann Williams and Roge Williams ... Both parents went to Georgia Southern ... Has two sisters, Lily Cate and Madeleine Williams ... Madeleine, along with his grandparents and aunt, also attended Georgia Southern.

**MAJOR:** Marketing (Graduated)

## 55

### ETHAN WILLIAMS

OFFENSIVE LINE • 6-2 • 275 • R-So.  
PALATKA, FLA.  
FLEMING ISLAND HS



**2024-25:** Played in one game ... Played three offensive snaps against South Carolina State ... Made the Honor Roll in the spring.

**2023-24:** Played in one game and was redshirted ... Saw his first collegiate action in the win at Ball State, playing nine offensive snaps.

**HIGH SCHOOL:** Played for Coach Damenym Springs at Fleming Island High ... Named to the Clay County Coaches All-County Football First Team as a senior ... Also named all-district and All-Jacksonville ... Ranked the No. 145 offensive lineman in the country by on3 and the No. 155 lineman by 247 Sports ... Also played basketball.

**PERSONAL:** Born Ethan Iashard Williams on January 16 in Gainesville, FL ... Son of Tiffany Colson and Edward Williams ... Has eight siblings: Edward Williams, Ja'kya Wiggins, Kyson Williams, Dajah Williams, Miyah Williams, Yazmine Williams, Khalil Williams and Ebonie Williams.

**MAJOR:** Psychology

## 51

### MATTHEW WILLIAMS

OFFENSIVE LINE • 6-3 • 325 • R-So.  
APPLING, GA.  
HARLEM HS



**2024-25:** Played in four games ... Saw action on 18 plays (three offense, 15 special teams) ... Saw brief action on special teams against Boise State ... Was in for 10 total snaps against South Carolina State ... Played three snaps on special teams at Ole Miss ... Made the Honor Roll in the spring.

**2023-24:** Played in one game and was redshirted ... Saw his first collegiate action in the win at Ball State, playing nine snaps on offense.

**HIGH SCHOOL:** Played for Coach Mark Boiter at Harlem High ... A first-team all-state selection for the Class 3A as a senior by the Atlanta Journal-Constitution ... The Region 4-3A Player of the Year as an offensive and defensive lineman ... Selected to play in Border Bowl X for Team Georgia ... A first-team all-region selection as a junior ... Didn't give up a sack his final two seasons.

**PERSONAL:** Born Matthew Todd Williams on March 29 in DeLand, FL ... Son of Kathryn and Ronald Williams Sr. ... Has an older brother, Ronald Jr., and an older sister, Christine ... Comes from an athletic family as his cousin Mike Williams was a wide receiver for the Miami Dolphins, he had an uncle and cousin play at Fort Valley State, had a cousin play at Norfolk State, and his grandfather, grand uncle and uncle all played at Florida A&M University.

**MAJOR:** Exercise Science

## 39

### TEMIREZ WILLIAMS JR.

DEFENSIVE BACK • 5-8 • 175 • R-FR.  
ALBANY, GA.  
LEE COUNTY HS



**2024-25:** Did not see any game action ... Was redshirted ... Made the President's List in the fall for making a perfect 4.00 GPA ... Made the Honor Roll in the spring.

**HIGH SCHOOL:** Played for Coach Dean Fabrizio at Lee County High ... A 6A first-team all-region selection in 2023 and 2024 ... The ITG next defensive player of the year for Lee County in 2023 ... Also played baseball.

**PERSONAL:** Born Temirez Williams Jr. on September 22 in Albany, GA ... Son of Temirez and Sarra Williams ... Has two younger sisters, Taylor and Teigan.

**MAJOR:** Mechanical Engineering

## 74

### PICHON WIMBLEY

OFFENSIVE LINE • 6-2 • 305 • SR.  
NEWNAN, GA.  
NEWNAN HS



- 2024 - All-Sun Belt Conference Third Team
- 2024 - All-Sun Belt Conference Third Team (Phil Steele)
- 2024 - All-Sun Belt Conference Honorable Mention (College Football Network)
- 2024 - College Sports Communicators Academic All-District
- 2023-24 - Sun Belt Conference Academic Honor Roll
- 2023 - College Sports Communicators Academic All-District
- 2022-23 - Sun Belt Conference Academic Honor Roll

**2024-25:** Started all 13 games ... Saw action on a team-high 969 plays (team-high 931 offense, 38 special teams) ... A third-team All-Sun Belt selection ... A third-team All-Sun Belt selection by Phil Steele ... Also named honorable mention all-conference by College Football Network ... A College Sports Communicators Academic All-District selection ... Played all 92 offensive snaps against Boise State ... Was in for all 64 offensive snaps in the win at Nevada ... Played 60 offensive snaps against South Carolina State ... Played 60 offensive snaps at Ole Miss ... Was in for all 88 offensive snaps in the win at Georgia State ... Played all 80 snaps in the win over Marshall ... Was in for all 74 offensive snaps in the win over James Madison ... Played 62 offensive snaps at Old Dominion and 72 in the win over South Alabama ... Played 55 offensive snaps against Troy ... Was in for all 77 snaps in the win at Coastal Carolina ... Played 68 total snaps in the win over App State ... Played all 80 snaps against Sam Houston in the New Orleans Bowl ... Made the Dean's List in the fall and spring for posting a GPA higher than 3.50.

**2023-24:** Started all 13 games at left guard ... Was on the field for 985 total snaps (976 offense, nine special teams) ... A College Sports Communicators Academic All-District selection ... Played 59 offensive snaps in the opener against The Citadel and 68 in the win over UAB ... Played all 85 offensive snaps at Wisconsin ... Was on the field for 71 offensive snaps in the win at Ball State ... Played all 90 offensive snaps in the win over Coastal Carolina ... Played 88 offensive snaps at James Madison ... Was in for all 80 offensive snaps in the win over ULM and all 77 in the win over Georgia State ... Played all 62 offensive snaps at Texas State and all 89 at

Marshall ... Was in for all 76 offensive snaps against Old Dominion and all 68 at App State ... Played all 63 offensive snaps against Ohio in the Myrtle Beach Bowl ... Made the Dean's List in the fall for posting a GPA higher than 3.50 ... Made the Honor Roll in the spring ... Named to the 2023-24 Sun Belt Conference Academic Honor Roll for maintaining a 3.00-3.49 GPA.

**2022-23:** Started all 13 games at left guard as a true freshman ... Played 798 offensive snaps and 66 on special teams (864 total) ... Started as a true freshman at left guard in the opener against Morgan State, playing 47 offensive snaps ... Played 68 snaps on offense and seven on special teams in the win at Nebraska ... Played 56 offensive snaps at UAB ... Played all 82 offensive snaps against Ball State ... Was in for 55 offensive snaps against Coastal Carolina and 61 at Georgia State ... Was on the field for all 82 offensive snaps in the win over No. 25 James Madison ... Played 77 offensive snaps in the win at Old Dominion ... Played all 72 offensive snaps against South Alabama and all 81 at Louisiana ... Was on the field for all 66 offensive snaps against Marshall and all 80 in the overtime win over App State ... Played all 68 offensive snaps in the Camellia Bowl against Buffalo ... Made the Honor Roll in the fall ... Made the Dean's List in the spring for earning a 3.50 GPA or higher ... Named to the 2022-23 Sun Belt Conference Academic Honor Roll for maintaining a 3.00-3.49 GPA.

**2021-22:** Enrolled at Georgia Southern in January ... Made the Dean's List in the spring for posting a GPA higher than 3.50.

**HIGH SCHOOL:** Played for Coach Chip Walker at Newnan High ... Named first-team all-region for the 2-7A grouping as a senior after posting 34 knockdown blocks and seven pancakes ... Named to the 2021 All-County Football First Team by the Coweta Score ... Named to the AJC's All-Metro Team for the Southside area ... Named second-team all-region and second-team all-county as a junior after posting 42 knockdowns and 11 pancakes ... Named second-team all-region and first-team all-county as a sophomore after posting 21 knockdowns and four pancakes ... Rated a three-star recruit by 247Sports who was ranked as the No. 121 interior offensive lineman in the country and the No. 154 player in the state of Georgia ... Listed as the No. 98 interior offensive lineman in the country and the No. 114 player in Georgia by On3 ... Rated as the No. 115 interior offensive lineman in the country and No. 149 player in the Peach State by 247Sports Composite rankings ... Ranked as the No. 121 interior offensive lineman in the country and the No. 134 player in the Peach State by On3 Consensus ... Also played lacrosse, where he was named first-team all-county.

**PERSONAL:** Born Pichon Monte Wimbley on January 12 in San Antonio ... Son of Kevin and Nina Wimbley ... Has an older brother, Bradley.

**MAJOR:** Exercise Science (Graduated)

## 93

### GAINES WOOD

LONG SNAPPER • 5-11 • 205 • R-JR.  
ATLANTA, GA.  
NORTH ATLANTA HS



- 2023-24 - Sun Belt Conference Academic Honor Roll
- 2022-23 - Sun Belt Conference Academic Honor Roll

**2024-25:** Did not see any game action ... Made the President's List in the fall for making a perfect 4.00 GPA ... Made the Dean's List in the fall for posting a GPA higher than 3.50.

**2023-24:** Did not see any game action ... Made the Honor Roll in the spring ... Named to the 2023-24 Sun Belt Conference Academic Honor Roll for maintaining a 3.00-3.49 GPA.

**2022-23:** Played in two games, making one start ... Was redshirted ... Saw action on 17 snaps ... Made his collegiate debut against Marshall, snapping five times ... Snapped 12 times

as the starter in the overtime win over App State ... Made the Dean's List in the spring for earning a 3.50 GPA or higher ... Named to the 2022-23 Sun Belt Conference Academic Honor Roll for maintaining a 3.00-3.49 GPA.

**HIGH SCHOOL:** Played for Coach Jamie Aull at North Atlanta High ... A 2020 and 2021 AAAAAA Region 4A selection at long snapper ... Also played lacrosse.

**PERSONAL:** Born Aaron Gaines Wood on February 2 in Atlanta ... Son of Jeff and Caroline Wood ... Has an older brother, Jeffrey Jr.

**MAJOR:** Construction Management

## 80 JORDAN WOOLEN

WIDE RECEIVER • 5-11 • 165 • R-FR.  
CALERA, ALA.  
HOOVER HS



**2024-25:** Did not see any game action ... Was redshirted.

**HIGH SCHOOL:** Played at Hoover High for Coach Wade Waldrop ... Named a first-team 7A Region 3 selection as a senior ... Had 34 catches for 587 yards and six scores as a senior ... A two-year starter who amassed 86 receptions for 1,371 Yards and 11 touchdowns along with 216 yards on kickoff returns ... Named second-team all-state as a junior ... Ranked the No. 98 wide receiver in the country and the No. 34 in the state of Alabama by 247Sports ... Also played baseball and ran track.

**PERSONAL:** Born Jordan Lebron Woolen on June 19 in Hoover, AL ... Son of Jerry and Crystal Woolen and Shannon Ashford ... Has a sister, Madison, and a brother, Legend.

**MAJOR:** Sport Management

## 71 ROBERT WRIGHT JR.

OFFENSIVE LINE • 6-4 • 295 • R-SO.  
ATLANTA, GA.  
STOCKBRIDGE HS



**2024-25:** Did not see any game action ... Made the Honor Roll in the spring.

**2023-24:** Played in three games and redshirted ... Was on the field for 85 offensive snaps ... Played 29 offensive snaps in the opener against The Citadel as a true freshman ... Played 12 snaps in the win over UAB and 44 offensive snaps at Wisconsin ... Suffered a broken arm in practice leading up to the Ball State game and missed the rest of the season ... Made the Honor Roll in the fall.

**HIGH SCHOOL:** Played for Coach Thomas Clark at Stockbridge High ... A first-team all-state selection by the AJC for the 4A level ... A first-team all-region selection as a senior for the Group 5-4A classification ... Also named first-team all-state by the AJC as a junior ... Did not allow a sack and was called for zero holding penalties as a senior ... An all-region player for the

baseball team ... Also played basketball ... A member of the Honor Roll.

**PERSONAL:** Born Robert Perez Wright Jr. on November 26 in Atlanta ... Son of Nitania Williams and the late Robert Wright Sr. ... Has a younger sister, Laiyah.

**MAJOR:** Accounting

## THE 2025 NEWCOMERS

### 9 WESTON BRYAN

QUARTERBACK • 6-3 • 250 • FR.  
LEESBURG, GA.  
LEE COUNTY HS




**HIGH SCHOOL:** Played for Coach Dean Fabrizio at Lee County High ... A four-star recruit who was ranked as the No. 18 athlete in the country by 247Sports ... Rated as the No. 24 dual-threat quarterback in the country by ESPN ... Threw for 2,407 yards and 29 touchdowns as a senior ... Also ran for 1,531 yards and 34 scores ... A first-team all-state selection for the 5A level by The AJC ... The Region 2-5A Player of the Year in helping his team to the state semifinals ... As a junior, led Lee County to a 10-3 record, completing 142 of 237 passes for 1,697 yards and 20 touchdowns against just four interceptions ... Also had 348 rushing yards and eight touchdowns ... A three-star player who is ranked the No. 24 athlete in the country and the No. 60 player in the state of Georgia by 247 Sports ... Also wrestled and played baseball ... Went 31-5 as a junior on the mat, taking runner-up honors at the Georgia 7-A state wrestling tournament at 215 pounds.

**PERSONAL:** Born Weston Lee Bryan on November 26 in Opelika, AL ... Son of Jeff and Amanda Bryan ... Father played football at Auburn ... Has an older brother, Jeffrey, and an older sister, Sydney.

**MAJOR:** Sport Management

### 95 TRIPP BRYANT

KICKER • 5-9 • 175 • FR.  
LEXINGTON, S.C.  
RIVER BLUFF HS



**HIGH SCHOOL:** Played for Coach Blair Hardin at River Bluff High ... A five-star kicker as rated by Kohl's Kicking ... Kohl's All-American Team Kickoff Specialist Class of 2025 (2024, 2023) ... Two-time region Specialist of the Year (2024, 2023) ... Touchstone Energy Bowl North/South participant in 2024 ... Named all-state in 2024 ... All-region in 2023 and 2024 ... 2025 Bridge Builder Excellence Award Nominee ... Had 63 of 69 kickoffs go for touchbacks and make 10 of 14 field goals with a long of 47 yards as a senior ... Had 137 career touchbacks and 26 punts downed inside the 20-yard line ... Scored 115 career points at River Bluff ... Made 17 career field goals ... Also played soccer, earning all-region honors in 2024.

**PERSONAL:** Born Norman Kevin Bryant III on August 20 in Columbia, SC ... Son of Kevin and Lori Bryant ... Has a sister, Belle.

**MAJOR:** Construction Engineering

## 35 CALEB BUTLER

LINEBACKER • 6-1 • 240 • Fr.  
BRUNSWICK, GA.  
BRUNSWICK HS



**HIGH SCHOOL:** Played for Coach Garrett Grady at Brunswick County High ... A first-team all-region player as a senior after posting 98 tackles ... Ranked as the No. 181 linebacker in the country by 247Sports ... An honorable mention All 2-6A selection as a junior.

**PERSONAL:** Born Caleb Benjamin Butler Sr. on April 2 in Brunswick, GA ... Son of Angel and Ben Butler ... Has two brothers, Isaac and Izaiah.

**MAJOR:** Business Management

## 19 FABO CHANEY

DEFENSIVE BACK • 6-1 • 180 • Fr.  
THOMASTON, GA.  
UPSON-LEE HS



**HIGH SCHOOL:** Played for Coach Justin Elder at Upson-Lee High ... An honorable mention all-state selection for the 3A level by The AJC ... Ranked the No. 58 corner in the country by 247Sports ... A first-team all-region defensive back for Region 2-3A ... Had 555 receiving yards and 10 touchdowns for 1,081 total yards, along with 15 PBUs, four interceptions and a fumble recovery as a senior ... Missed his junior season with an injury, but returned to win the GHSA 4x100 meter state championship in track ... Part of the team that took second in the 4x400 meter relay ... Also played basketball and participated in track.

**PERSONAL:** Born Akeondre Sincere Chaney on March 17 in Thomaston, GA ... Son of Jessica King and Akeon Chaney ... Has three siblings: Akeonna Chaney, Kyndal Mann and Akeon Chaney.

**MAJOR:** Exercise Science

## 92 MARCUS DOWNS

DEFENSIVE LINE • 6-5 • 290 • R-Fr.  
GREENVILLE, S.C.  
RIVERSIDE HS • UCF



**2024-25:** Appeared in one game for UCF before transferring to Georgia Southern in the summer ... Was redshirted.

**HIGH SCHOOL:** Played for Coach Matt Rochester at Riverside High ... A 2022 all-region selection ... A 2023 all-state and all-region selection ... Rated a three-star prospect by 247Sports ... Ranked the No. 62 defensive tackle nationally and eighth among players in South Carolina ... Made 37 tackles as senior in 2023, 20 of those solo, including six tackles for loss and three sacks ... Listed third on 864Huddle Dandy Dozen by Greenville News ... Helped Riverside to 7-4 mark as sophomore in 2021 ... Selected for 2023 South Carolina Shrine Bowl.

**PERSONAL:** Marcus Leon Downs was born on December 26 in Greenville, SC ... Son of Jacqueline Bailey and Albert Downs.

**MAJOR:** Interdisciplinary Studies

## 44 NIGEL ELDRIDGE JR.

DEFENSIVE LINE • 6-2 • 260 • Fr.  
JACKSONVILLE, FLA.  
BEACHSIDE HS



**HIGH SCHOOL:** Played for Coach Pete Duffy at Beachside High ... Averaged 11.2 yards a carry on offense, tallying 234 rushing yards and four scores as a senior ... Also had 30+ tackles, including over 10 for loss and 10 sacks ... Rated the No. 150 defensive lineman in the country by 247Sports ... Ranked the No. 203 edge rusher in the country by On3 ... Also participated in the discus in track & field, as well as weightlifting ... Threw the discus 47.83 meters.

**PERSONAL:** Born Nigel Jammott Eldridge Jr. on November 29 in Birmingham, AL ... Son of Nigel Eldridge Sr. and Penny Glosten ... Has two younger siblings, Pierce and Leena.

**MAJOR:** Health & Physical Education

## 50

### CALEB ELLIS

DEFENSIVE LINE • 6-1 • 280 • FR.  
MILTON, GA.  
MILTON HS



**HIGH SCHOOL:** Played for Coach Ben Reaves at Milton High ... Had 54 tackles, including 14 for loss and 4.5 sacks, as a senior ... Rated the No. 137 defensive lineman in the country by ESPN ... Ranked as the No. 178 defensive lineman in the country by 247Sports ... A three-time all-region selection ... Helped lead his team to two state titles.

**PERSONAL:** Born Caleb Austin Ellis on November 7 in Decatur, GA ... Son of Tony and Taryn Ellis ... Has two brothers, TJ and Jayden.

**MAJOR:** Computer Science

## 94

### ELIJAH FEARS

DEFENSIVE LINE • 6-2 • 310 • FR.  
ATLANTIC CITY, N.J.  
IRWIN COUNTY (GA.) HS



**HIGH SCHOOL:** Played for Coach Casey Soliday at Irwin County High ... A first-team all-state selection for the Class A Division II level by The AJC ... Also an all-region selection ... Had 58 tackles, including four sacks, along with 30 quarterback pressures, a forced fumble and a fumble recovery, as a senior ... Ranked the No. 163 defensive lineman in the country by On3 ... Listed as the No. 178 defensive lineman of the country by Rivals ... Rated the No. 222 defensive lineman in the country by 247Sports ... Also participated in wrestling and track & field.

**PERSONAL:** Born Elijah David Fears on June 13 in Atlantic City, NJ ... Son of Ardell Walker ... Has four brothers (Ahmad Fears, Khalil Walker, Quadere Sergeant and Tyrell Baker) and a sister Alexis Fears.

**MAJOR:** Special Education

## 22

### ELIJAH FFRENCH

DEFENSIVE BACK • 6-1 • 190 • FR.  
TUCKER, GA.  
TUCKER HS



**HIGH SCHOOL:** Played for Coach Lonnie Jones at Tucker High ... A first-team all-region selection as a senior ... Had 969 yards all-purpose yard and 13 touchdowns, along with 46 tackles and two interceptions his final season ... Rated the No. 156 safety in the country and

the No. 196 player in the state of Georgia by 247Sports ... Also participated in track & field, along with soccer.

**PERSONAL:** Born Elijah Ffrench on June 29 in Atlanta ... Son of Rory and Dietre Ffrench ... Has an older brother, Evan.

**MAJOR:** Finance

## 67

### JOSHUA FORD

OFFENSIVE LINE • 6-2 • 320 • FR.  
GUYTON, GA.  
EFFINGHAM COUNTY HS



**HIGH SCHOOL:** Played for Coach John Ford at Effingham County High ... A first-team all-region selection as a junior and senior ... Selected to the Georgia Minority Association All-Star Game his junior year and the Elite Classic All-Star Game his senior year ... Helped lead his team to the regional championship as a junior ... Didn't give up any sacks as a senior ... Played on the golf team his junior and senior years.

**PERSONAL:** Born Joshua Dixon Ford on November 2 in Savannah, GA ... Son of Yancy and Deidre Ford ... Both his parents attended Georgia Southern ... Has an older brother, Matthew.

**MAJOR:** Undeclared

## 86

### HENRY GREGORY

TIGHT END • 6-7 • 225 • FR.  
BIRMINGHAM, ALA.  
SPAIN PARK HS



**HIGH SCHOOL:** Played for Coach Tim Vakaes at Spain Park High ... Had 15 pancake blocks as a senior ... Tallied five catches for 59 yards and a score in his final season ... Also played basketball.

**PERSONAL:** Born James Henry Gregory on January 3 in Hoover, AL ... Son of Will and Ashley Gregory ... Has a twin brother, Harris, and a younger sister, Maddie.

**MAJOR:** Civil Engineering

43

## ETHAN JOHNSON

LINEBACKER • 6-3 • 210 • FR.  
DECATUR, GA.  
DECATUR HS



**HIGH SCHOOL:** Played for Coach William Felton at Decatur High ... Named a Navy All-American ... An honorable mention all-state selection for the 5A level by The AJC ... The Region 4-5a Defensive Player of the Year as a senior ... Had 80 tackles, including 20 for loss and 11 sacks, along with 14 hurries, three interceptions and five forced fumbles ... Rated as the No. 78 linebacker in the country by 247Sports ... Also the No. 74 player in the state ... A first-team all-region selection as a junior and a second-team selection as a sophomore ... Also ran track and played basketball.

**PERSONAL:** Born Ethan Matthew Johnson on June 29 in Atlanta ... Son of Rodney and Marla Johnson ... Dad played football at Furman ... Has a younger brother, Eli, and a younger sister, Elena.

**MAJOR:** Construction Engineering

46

## GAVIN KURPIS

LONG SNAPPER • 5-10 • 225 • FR.  
WARNER ROBINS, GA.  
HOUSTON COUNTY HS



**HIGH SCHOOL:** Played for Coach Jeremy Edwards at Houston County High ... A 2024 first-team All-Region 2-5A selection ... Won the 2024 The Robbie Hunter MVP Award at the Corky Kell Classic ... Had five touchdowns receiving and four rushing as a senior ... Scored 14 career touchdowns ... Also participated in track & field as well as wrestling.

**PERSONAL:** Born Gavin Joseph Kurpis on May 16 in Savannah, GA ... Son of Sherry and Richard Kurpis ... Has a younger sister, Samantha.

**MAJOR:** Health & Physical Education

82

## JACKSON LONG

TIGHT END • 6-4 • 230 • R-JR.  
HENDERSONVILLE, TENN.  
BEECH HS • USF/GEORGIA TECH



**2024-25:** Did not see game action at Georgia Tech ... Transferred to Georgia Southern in the summer.

**2023-24:** Did not see game action at Georgia Tech.

**2022-23:** Redshirted as a freshman at USF after appearing in one game ... Transferred to Georgia Tech.

**HIGH SCHOOL:** Played for Coach Anthony Crabtree at Beech High ... Had 28 catches for 510 yards (18.2 yards per carry) and five touchdowns as a senior ... Also played defensive line and was voted Class 6A-Region 5 Most Valuable Defensive Lineman ... Tallied 49 tackles, eight tackles for a loss and five sacks his prep final season.

**PERSONAL:** Born Jackson Cole Long on July 14 in Hendersonville, TN ... Son of Andi and Kevin Long ... Has three siblings: Mary Kate, JW and Riley ... Father, Kevin, played at Florida State from 1993-97 and with the Tennessee Titans.

**MAJOR:** Interdisciplinary Studies

99

## DEVAN LOWE

DEFENSIVE LINE • 6-2 • 360 • JR.  
KANSAS CITY, MO.  
OLATHE NORTH HS • HUTCHINSON CC

**2024-25:** Played at Hutchinson Community College in Kansas ... Saw action in 11 games ... Had 21 tackles, including 6.5 for loss and a sack ... Also had a forced fumble, a fumble recovery and a pass break up ... Transferred to Georgia Southern in the summer.

**2023-24:** Played in seven games at Hutchinson CC ... Saw action in seven games ... Had 15 tackles, including 5.0 tackles for loss and 2.0 sacks.

**HIGH SCHOOL:** Played for Coach Chris McCarthy at Olathe North High ... A first-team all-state selection.

**PERSONAL:** Born Devan Daqaon Lowe on November 2 in Kansas City, MO ... Son of David and Katrina Lowe ... Has six brothers.

**MAJOR:** Interdisciplinary Studies

95

## KWON MCGINNEY

DEFENSIVE LINE • 6-2 • 310 • JR.  
MOBILE, ALA.  
WILLIAMSON HS • HUTCHINSON CC/ARKANSAS STATE



**2024-25:** Rated a three-star commit by Rivals after attending Hutchinson CC ... Helped Dragons to NJCAA Division I National Title ... During the 2024 season, he racked up 23.0 total tackles and nine solo stops ... Finished with a sack for five yards and 2.5 TFLs for eight yards ... Played in 12 games ... Had a season-high five tackles against Ellsworth Community College ...

Signed with Arkansas State before entering the spring transfer portal and enrolling at Georgia Southern in the summer.

**2023-24:** Prior to the 2023 Xcel Energy Wool Bowl Game while at Dodge City CC, he earned All-KJCCC Honorable Mention honors ... Helped lead Dodge City's defensive efforts, ranking 10th in the NJCAA in opponent points per game giving up just 19.5 on 296.2 total yards (13th overall) ... Totaled 40 tackles at defensive tackle.

**HIGH SCHOOL:** Played for Coach Antonio Coleman at Williamson High.

**PERSONAL:** Born Jakwon Titus McGinney on September 8 in Mobile, AL ... Son of Ericka Lang.

**MAJOR:** Interdisciplinary Studies

## 42

### BRAXTIN McLESTER

LINEBACKER • 6-3 • 210 • FR.

DOUGLASVILLE, GA.

DOUGLAS COUNTY HS



**HIGH SCHOOL:** Played for Coach Johnny White at Douglas County High ... A second-team all-region linebacker as a senior for Region 2-6A after tallying 76 tackles ... Rated as the No. 135 linebacker in the country by On3 ... Ranked as the No. 171 linebacker in the country by 247Sports ... Also participated in track & field.

**PERSONAL:** Born Braxtin Jevon McLester on September 19 in Austell, GA ... Son of Paige McLester and Edem Amet ... Has five siblings: Bryce, Kolin, Kaylah, Jade and Anaia.

**MAJOR:** Computer Science

## 68

### JACE MOLDEN

OFFENSIVE LINE • 6-1 • 265 • FR.

ALBANY, GA.

LEE COUNTY HS



**HIGH SCHOOL:** Played for Coach Dean Fabrizio at Lee County High ... A first-team all-region selection as a senior ... Had 50 knockdowns ... A multiple-time player of the week honoree ... Ranked the No. 213 interior offensive lineman in the country and the No. 244 player in the state by 247Sports ... Also participated in track & field.

**PERSONAL:** Born Jace Kedar Molden on August 24 in Albany, GA ... Son of Shonda Peterson and Roderick Molden ... Has a younger sister, Morgan.

**MAJOR:** Exercise Science

## 93

### CALEB MOORE

DEFENSIVE LINE • 6-2 • 285 • So.

HATTIESBURG, MISS.

OAK GROVE HS • SOUTHERN MISS



**2024-25:** Played in 10 games as a true freshman at Southern Miss ... Recorded 13 tackles ... Had three tackles against Jacksonville State ... Tallied two stops against ULM ... Had two more against JMU ... Transferred to Georgia Southern in the summer.

**HIGH SCHOOL:** Played for Coach Drew Causey at Oak Grove High ... Helped his team capture the 2022 Class 7A football championship, defeating Starkville 33-28 in inaugural 7A game ... A coaches first-team all-state selection in 7A and a first-team all-state selection by SBLive.com ... Earned All-Region 3-7A honors ... Played in the annual Mississippi/Alabama All-Star game which was held at M.M. Roberts Stadium ... Posted 70 tackles, including 24 for loss and six sacks, with two forced fumbles during his senior year ... Made the game-winning tackle in a 45-44 victory over Madison-Ridgeland Academy ... Also played basketball.

**PERSONAL:** Born Caleb Travell Moore on March 9 in Hattiesburg, MS ... Son of Lyn and Spencer Moore ... Has two siblings: Shalani and Savi.

**MAJOR:** Interdisciplinary Studies

## 24

### PEYTON PLOTT

WIDE RECEIVER • 5-7 • 160 • FR.

AUBURN, ALA.

AUBURN HS



**HIGH SCHOOL:** Played for Coach Keith Etheridge at Auburn High ... A first-team all-state selection by Alabama Sports Writers Association as a senior ... A 7A All-Area Team member and 7A Region 2 All American ... An Alabama/Mississippi All Star player ... Led the state in return yardage for both punts and kickoffs ... Had 49 catches for 1,006 yards and six scores his final year ... Also averaged 37 yards on six punt returns ... Rated the No. 55 player in the state by On3 ... Ranked as the No. 83 player in the state of Alabama by 247Sports ... Had over 2,000 yards receiving and 18 touchdowns during his high school career ... Also played basketball ... Jumped 6-6 in the high jump in track & field.

**PERSONAL:** Born Peyton Karon Plott on April 11 in Tuscaloosa, AL ... Son of Makia and Patrick Plott ... Mother ran track at Jacksonville State and father played football at JSU ... Has two older brothers, Cordell and Jalen, and a younger sister, Taylor ... Cordell played corner and receiver at West Alabama.

**MAJOR:** Exploratory

91

## EVAN SCRUGGS

KICKER • 6-1 • 175 • R-FR.

ORLANDO, FLA.

BISHOP MOORE CATHOLIC • UTEP



**2024-25:** Was redshirted while at UTEP ... Did not play in any games ... Transferred to Georgia Southern in the summer.

**HIGH SCHOOL:** Played for Coach Matt Hedrick at Bishop Moore Catholic High ... A 2024 first-team all-state selection by Florida Prep Zone his senior year ... Hammer Kicking Academy Top 40 ... Central Florida Special Teams Player of the Week nine times ... Scored 58 points as a senior, seven on field goals and 37 on PATs ... Averaged 41.5 yards per punt ... Also participated in track & field.

**PERSONAL:** Born Evan Tyler Scruggs on January 11 in Orlando ... Son of Rhonda Randall and Brad Scruggs ... Has an older sister, Reagan ... Father was a track athlete at Indiana University.

**MAJOR:** Management

96

## JEREMIAH TICKET

DEFENSIVE LINE • 6-3 • 280 • FR.

ANAKTUVUK PASS, ALASKA

JONESBORO (GA.) HS



**HIGH SCHOOL:** Played for Coach DeTimothy Floyd at Jonesboro High in Georgia ... An honorable mention all-state selection for the 4A level by The AJC ... A two-time first-team all-region selection ... Ranked the No. 195 defensive lineman in the country and the No. 210 player in the state by 247Sports ... Had over 60 tackles, including 17 for loss, as a senior ... Also played basketball.

**PERSONAL:** Born Jeremiah Rodney Ticket on January 24 in Anaktuvuk Pass, AK ... Son of Karlene Ticket, Lillian Stone and Brandon Stone ... Has four younger siblings: Ethan, Rashawn, Lucia and Haylie.

**MAJOR:** Exercise Science

77

## IKE TURNER

OFFENSIVE LINE • 6-4 • 320 • FR.

ATLANTA, GA.

TUCKER HS



**HIGH SCHOOL:** Played for Coach Lonnie Jones at Tucker High ... A second-team all-region selection as a senior ... Ranked the No. 151 offensive tackle in the country and the No. 223 player in the state by 247Sports.

**PERSONAL:** Born Isaac Steven Turner on July 7 in Atlanta ... Son of Anide Turner ... Has four brothers, Trenton, Xaviar, Nick and Nate, along with a sister, Winter.

**MAJOR:** Sport Management

81

## JEREMIAH WARE

WIDE RECEIVER • 5-10 • 195 • FR.

GAINESVILLE, GA.

GAINESVILLE HS



**HIGH SCHOOL:** Played for Coach Josh Niblett at Gainesville High ... An honorable mention all-state selection for the 5A level by The AJC ... Rated the No. 134 player in the state by ESPN ... Ranked as the No. 200 wide receiver in the country by 247Sports.

**PERSONAL:** Born Jeremiah Tristian Ware on June 22 in Gainesville, GA ... Son of Tempest Ware ... Has two siblings, Destiny and Karlie.

**MAJOR:** Sport Management

48

## AMARI WILSON

DEFENSIVE LINE • 6-1 • 230 • FR.

MOULTRIE, GA.

COLQUITT COUNTY HS



**HIGH SCHOOL:** Played for Coach Sean Calhoun at Colquitt County High ... An honorable mention all-state selection for the 6A level by The AJC ... Rated as the No. 97 edge rusher in the country by On3 ... Ranked as the No. 137 defensive lineman in the country by 247Sports.

**PERSONAL:** Born Amari Rashad Wilson on July 23 in Moultrie, GA ... Son of Brenda Wilson and the late Calvin Wilson.

**MAJOR:** Fashion Merchandise & Apparel

## EAGLES BY CLASS

### SEVENTH-YEAR SENIORS (1 of 115; 0.9%)

Brendan Harrington (LB)

### SIXTH-YEAR SENIORS (7 of 115; 6.1%)

Chance Carroll (OL), Jacob Ferguson (LB), Kyle Frazier (OL), Ahmon Green (TE), Ethan Pouncey (DB), Jackson Wheeler (LS), Caelan Williams (OL)

### REDSHIRT SENIORS (10 of 115; 8.7%)

Caleb Cook (OL), Chris Crouch (DB), Chance Gamble (DB), Prince Green III (DB), River Helms (TE), Davon Hicks (LB), Justin Meyers (DB), Davion Rhodes (DL), Jamarian Samuel (RB), Dorrian Smith (DB)

### SENIORS (7 of 115; 6.1%)

OJ Arnold (RB), Camden Brown (WR), Latrell Bullard (DL), Dalen Cobb (WR), Da'Shawn Davis (DL), Marcus Sanders Jr. (WR), Pichon Wimbley (OL)

### REDSHIRT JUNIORS (16 of 115; 13.9%)

Johnnie Brown III (OL), Josh Dallas (WR), JC French IV (QB), Dylan Gary (WR), Terrance Gibbs (RB), Jacob Hammonds (LB), Turner Helton (QB), Tracy Hill Jr. (DB), Jeremiah Holmes (DB), Amar Jenkins (DB), Jackson Long (TE), Chandler Strong (OL), MJ Stroud (DL), Carlo Thompson (DB), Brandon Tyson (LB), Gaines Wood (LS)

### JUNIORS (5 of 115; 4.3%)

Ayden Jackson (DB), Devan Lowe (DL), David Mbadinga (RB), Kwon McGinney (DL), Alex Smith (P)

### REDSHIRT SOPHOMORES (18 of 115; 15.7%)

Brandon Alford (LB), J'Shawn Anderson (RB), Taylor Bradshaw (WR), AJ Brown Sr. (DB), Jayden Davis (DB), KD Dorsey (WR), Kevin Douglas (WR), Brian Green Jr. (WR), TJ Hartley III (K), JP Mikhael (TE), Brandon Palmer (DL), Kebba Secka (DL), Holden Trice (LB), Elija Walton (TE), Ja'Mari Whitehead (LB), Ethan Williams (OL), Matthew Williams (OL), Robert Wright Jr. (OL)

### SOPHOMORES (1 of 115; 0.9%)

Caleb Moore (DL)

### REDSHIRT FRESHMEN (27 of 115; 23.5%)

CJ Allen (LB), Colin Alexander (OL), Eli Anders (DL), Bryce Baker (RB), Jaylen Bentley (DB), Jaquari Brown (DB), Tyler Budge (QB), Jalen Burgess (OL), Devin Collier (DB), Jadaan Cooper (DB), Marcus Downs (DL), Phillip Gladney (DB), Aubrey Heath (TE), Uche Iloh (DL), Corey Jordan (DL), Carmelo Mays (WR), Elijah McDowell (DB), Antavious Murphy (DB), Zach Pearson (OL), Kingtriton Samuela (OL), Evan Scruggs (K), Jaylen Slaughter (OL), Tao Todd (RB), Trey Townsend (QB), Antonio White Jr. (DB), Temirez Williams Jr. (DB), Jordan Woolen (WR)

### TRUE FRESHMEN (23 of 115; 20.0%)

Weston Bryan (QB), Tripp Bryant (K), Caleb Butler (LB), Fabo Chaney (DB), Donal Dempsey (K), Nigel Eldridge Jr. (DL), Caleb Ellis (DL), Elijah Fears (DL), Elijah Ffrench (DB), Joshua Ford (OL), Henry Gregory (TE), Ethan Johnson (LB), Charlie Johnston (QB), Gavin Kurpis (LS), Braxtin McLester (LB), Jace Molden (OL), Peyton Plott (WR), Brandon Stoner (OL), Jeremiah Ticket (DL), Ike Turner (OL), Colton Veltkamp (LB), Jeremiah Ware (WR), Amari Wilson (DL)

## EAGLES BY STATE/COUNTRY

### GEORGIA (69 of 115; 60.0%)

Colin Alexander, Brandon Alford, OJ Arnold, Bryce Baker, Jaylen Bentley, Jaquari Brown, Johnnie Brown III, AJ Brown Sr., Weston Bryan, Latrell Bullard, Jalen Burgess, Caleb Butler, Fabo Chaney, Dalen Cobb, Devin Collier, Caleb Cook, Jadaan Cooper, Josh Dallas, Jayden Davis, KD Dorsey, Kevin Douglas, Caleb Ellis, Kyle Frazier, Elijah Ffrench, Joshua Ford, JC French IV, Chance Gamble, Dylan Gary, Phillip Gladney, Prince Green III, Jacob Hammonds, TJ Hartley III, Aubrey Heath, Tracy Hill Jr., Jeremiah Holmes, Ayden Jackson, Ethan Johnson, Corey Jordan, Gavin Kurpis, Carmelo Mays, David Mbadinga, Elijah McDowell, Braxtin McLester, Justin Meyers, Jace Molden, Antavious Murphy, Zach Pearson, Davion Rhodes, Marcus Sanders Jr., Kebba Secka, Jaylen Slaughter, Dorrian Smith, Chandler Strong, MJ Stroud, Tao Todd, Trey Townsend, Holden Trice, Ike Turner, Elija Walton, Jeremiah Ware, Jackson Wheeler, Antonio White Jr., Caelan Williams, Matthew Williams, Temirez Williams Jr., Amari Wilson, Pichon Wimbley, Gaines Wood, Robert Wright Jr.

### FLORIDA (13 of 115; 11.3%)

CJ Allen, Taylor Bradshaw, Chris Crouch, Nigel Eldridge Jr., Terrance Gibbs, Brian Green Jr., Davon Hicks, JP Mikhael, Ethan Pouncey, Jamarian Samuel, Evan Scruggs, Ja'Mari Whitehead, Ethan Williams

### NORTH CAROLINA (7 of 115; 6.1%)

Eli Anders, Tyler Budge, Chance Carroll, Da'Shawn Davis, Brendan Harrington, Brandon Palmer, Brandon Tyson

### ALABAMA (6 of 115; 6.2%)

Henry Gregory, River Helms, Charlie Johnston, Jakwon McGinney, Peyton Plott, Jordan Woolen

### SOUTH CAROLINA (5 of 115; 4.3%)

J'Shawn Anderson, Tripp Bryant, Marcus Downs, Ahmon Green, Amar Jenkins

### KENTUCKY (2 of 115; 1.7%)

Brandon Stoner, Colton Veltkamp

### MISSOURI (2 of 115; 1.7%)

Jacob Ferguson, Devan Lowe

### NEW JERSEY (2 of 115; 0.9%)

Elijah Fears, Uche Iloh

### ALASKA (1 of 115; 0.9%)

Jeremiah Ticket

### AUSTRALIA (1 of 115; 0.9%)

Alex Smith

### CALIFORNIA (1 of 115; 0.9%)

Turner Helton

### HAWAII (1 of 115; 0.9%)

Kingtriton Samuela

### IRELAND (1 of 115; 0.9%)

Donal Dempsey

### LOUISIANA (1 of 115; 0.9%)

Camden Brown

### MISSISSIPPI (1 of 115; 0.9%)

Caleb Moore

### TENNESSEE (1 of 115; 0.9%)

Jackson Long

### VIRGINIA (1 of 115; 0.9%)

Carlo Thompson

## HOW TO SAY IT

### NAMES (PLAYERS)

J'SHAWN Anderson ..... JAY-shawn  
 JAQUARI Brown ..... juh-CAR-ee  
 FABO Chaney ..... FAY-bo  
 JADAAN Cooper ..... JAY-den  
 DA'SHAWN Davis ..... DAY-shawn  
 DONAL Dempsey ..... DOH-null  
 Elijah FFRENCH ..... FRENCH  
 AHMON Green ..... UH-mon  
 DAVON Hicks ..... DAY-von  
 UCHE ILOH ..... EW-chay EE-loh  
 AYDEN Jackson ..... A-den  
 AMAR Jenkins ..... uh-MAR  
 David MBADINGA ..... buh-DING-uh  
 JP MIKHAEL ..... mih-KELL  
 DAVION Rhodes ..... DAY-vee-on  
 JAMARIAN Samuel ..... juh-MAR-ee-in  
 JAMARI Whitehead ..... juh-MAR-ee  
 TEMIREZ Williams Jr. .... tuh-MEER-ez  
 PICHON Wimbley ..... PEE-shon

### SOUND LIKE A GEORGIAN

Albany ..... all-BENNY  
 Buena Vista ..... BYOO-nuh VISS-ta  
 Cairo ..... KAY-row  
 Coweta ..... Co-WHEE-tah  
 Dacula ..... duh-CUE-la  
 Dahlonega ..... duh-LAH-na-ga  
 DeKalb ..... duh-CAB  
 Etowah ..... EH-to-wah  
 Gwinnett ..... gwih-NETT  
 Hahira ..... hay-HI-ra  
 Houston County ..... HOUSE-ton  
 Hoschtun ..... HOOSH (like push)-tun  
 Louisville ..... LEWIS-ville  
 Lowndes ..... Lounds  
 McDonough ..... mick-DUN-uh  
 Monticello ..... Mont-ih-SELL-oh  
 Moultrie ..... MOLE-tree  
 Senoia ..... suh-NOY  
 Smyrna ..... SMUR-nuh  
 Suwanee ..... soo-WAH-nee  
 Valdosta ..... val-DOS-tuh  
 Walthourville ..... walt-HOUR-ville



# 2024 YEAR IN REVIEW

# 2024 INDIVIDUAL HONORS



## DERWIN BURGESS JR., WR

- All-Sun Belt Fourth Team (Phil Steele)
- All-Sun Belt Conference Honorable Mention
- All-Sun Belt Honorable Mention (College Football News)

## DEANDRE BUCHANNON, KR

- All-Sun Belt Second Team (Phil Steele)
- All-Sun Belt Third Team (College Football Network)

## BRYSON BROADWAY, OL

- All-Sun Belt First Team (Phil Steele)
- All-Sun Belt Second Team

## CALEB COOK, OL

- All-Sun Belt Third Team
- All-Sun Belt Fourth Team (Phil Steele)
- College Sports Communicators Academic All-District

## JOSH DALLAS, WR

- All-Sun Belt Honorable Mention (College Football News)

## MATTHEW DANIEL, P

- College Sports Communicators Academic All-District

## ELHADJ FALL, DL

- All-Sun Belt Honorable Mention (College Football News)

## TYLER FROMM, TE

- College Sports Communicators Academic All-District

## CHANCE GAMBLE, DB

- All-Sun Belt Second Team
- All-Sun Belt Second Team (Phil Steele)
- College Sports Communicators Academic All-District

## DAVON GILMORE, LB

- All-Sun Belt Conference Honorable Mention
- All-Sun Belt Honorable Mention (College Football News)

## DAVID MBADINGA, RB

- College Sports Communicators Academic All-District

## ALEX SMITH, P

- All-Sun Belt Second Team (Phil Steele)
- All-Sun Belt Conference Honorable Mention
- All-Sun Belt Third Team (College Football Network)

## MARC STAMPLEY II, DB

- All-Sun Belt Second Team
- All-Sun Belt Second Team (Phil Steele)
- All-Sun Belt Honorable Mention (College Football News)

## MARQUES WATSON-TRENT, LB

- Group of 5 All-America Second Team (HERO Sports)
- Sun Belt Defensive Player of the Year
- All-Sun Belt First Team
- All-Sun Belt First Team (Phil Steele)
- All-Sun Belt Third Team (College Football Network)

## TURNER WEST, SPECIAL TEAMS COORD.

- Broyles Award Semifinalist

## JALEN WHITE, RB

- All-Sun Belt Conference Honorable Mention
- All-Sun Belt Honorable Mention (College Football News)

## PICHON WIMBLEY, OL

- All-Sun Belt Third Team
- All-Sun Belt Third Team (Phil Steele)
- All-Sun Belt Honorable Mention (College Football News)
- College Sports Communicators Academic All-District

## 2024 STARTERS GAME BY GAME

Offense	WR	LT	LG	C	RG	RT	QB	RB	TE	WR	WR
Boise State	Burgess Jr.	Boyd	Wimbley	Strong	Cook	Broadway	French	White	Fromm	Cobb	Bunkley-Shelton
Nevada	Burgess Jr.	Boyd	Wimbley	Carroll	Cook	Broadway	French	White	Fromm	Cobb	Bunkley-Shelton
SC State	Burgess Jr.	Williams, Cae.	Wimbley	Carroll	Cook	Broadway	French	White	Fromm	Cobb	Bunkley-Shelton
Ole Miss	Burgess Jr.	Boyd	Wimbley	Carroll	Cook	Broadway	French	White	Fromm	Cobb	Bunkley-Shelton
Georgia State	Burgess Jr.	Boyd	Wimbley	Carroll	Cook	Broadway	French	White	Fromm	Cobb	Bunkley-Shelton
Marshall	Burgess Jr.	Boyd	Wimbley	Strong	Wallace	Broadway	French	White	Fromm	Cobb	Dallas, J.
James Madison	Burgess Jr.	Boyd	Wimbley	Strong	Cook	Broadway	French	White	Fromm	Dallas, J.	Bunkley-Shelton
Old Dominion	Burgess Jr.	Boyd	Wimbley	Strong	Cook	Broadway	French	White	Fromm	Cobb	Bunkley-Shelton
South Alabama	Burgess Jr.	Boyd	Wimbley	Strong	Cook	Broadway	French	White	Fromm	Cobb	Bunkley-Shelton
Troy	Burgess Jr.	Williams, Cae.	Wimbley	Strong	Cook	Broadway	French	White	Fromm	Cobb	Bunkley-Shelton
Coastal Carolina	Burgess Jr.	Boyd	Wimbley	Carroll	Cook	Broadway	French	White	Fromm	Cobb	Bunkley-Shelton
App State	Burgess Jr.	Boyd	Wimbley	Carroll	Cook	Broadway	French	White	Fromm	Cobb	Dallas, J.
Sam Houston	Burgess Jr.	Boyd	Wimbley	Carroll	Cook	Broadway	French	White	Fromm	Cobb	Bunkley-Shelton
Defense	DL	DL	DL	DL	LB	LB	CB	CB	NB	S	S
Boise State	Walker	Rhodes, J.	Bullard	Rhodes, D.	Gilmore	Watson-Trent	Gamble	Hill Jr.	Stampley II	Smith, TJ	Meyers
Nevada	Walker	Rhodes, J.	Bullard	Fall	Gilmore	Watson-Trent	Gamble	Hill Jr.	Stampley II	Smith, TJ	Davis, T.
SC State	Walker	Rhodes, J.	Pikes	Rhodes, D.	Gilmore	Watson-Trent	Gamble	Hill Jr.	Stampley II	Smith, TJ	Williams, Cam
Ole Miss	Walker	Rhodes, J.	Bullard	Rhodes, D.	Gilmore	Watson-Trent	Gamble	Hill Jr.	Stampley II	Smith, TJ	Williams, Cam
Georgia State	Walker	Rhodes, J.	Bullard	Stroud	Gilmore	Watson-Trent	Gamble	Hill Jr.	Jackson	Smith, TJ	Stampley II
Marshall	Walker	Varner	Bullard	Stroud	Gilmore	Watson-Trent	Stampley II	Hill Jr.	Jackson	Smith, TJ	Meyers
James Madison	Walker	Varner	Bullard	Stroud	Gilmore	Watson-Trent	Stampley II	Smith, D.	Jackson	Morris	Meyers
Old Dominion	Walker	Varner	Bullard	Stroud	Gilmore	Watson-Trent	Stampley II	Smith, D.	Jackson	Morris	Meyers
South Alabama	Walker	Varner	Bullard	Stroud	Gilmore	Hicks	Stampley II	Hill Jr.	Jackson	Morris	Meyers
Troy	Ferguson	Varner	Bullard	Stroud	Gilmore	Watson-Trent	Gamble	Rhodes, J (DL)	Jackson	Hicks (LB)	Stampley II
Coastal Carolina	Ferguson	Rhodes, J.	Bullard	Rhodes, D.	Hicks	Watson-Trent	Gamble	Hill Jr.	Jackson	Morris	Meyers
App State	Ferguson	Rhodes, J.	Bullard	Rhodes, D.	Gilmore	Watson-Trent	Gamble	Hill Jr.	Jackson	Morris	Meyers
Sam Houston	Stroud	Rhodes, J.	Bullard	Rhodes, D.	Gilmore	Watson-Trent	Smith, D.	Hill Jr.	Jackson	Stampley II	Meyers



# 2024 TEAM AND INDIVIDUAL STATISTICS

RECORD	OVERALL	HOME	AWAY	NEUTRAL
ALL GAMES	8-5	4-2	4-2	0-1
CONFERENCE	6-2	3-1	3-1	0-0
NON-CONFERENCE	2-3	1-1	1-1	0-1

## RESULTS

DATE	OPPONENT	RESULT/TIME	SCORE	ATTEND.	TV
AUG. 31	Boise State	L	45-56	24,134	ESPN
SEPT. 7	at Nevada	W	20-17	16,245	TruTV
SEPT. 14	South Carolina State	W	42-14	21,617	ESPN+
SEPT. 21	at Ole Miss	L	52-13	67,505	SECN
SEPT. 28	at Georgia State	W	38-21	18,808	ESPN
OCT. 12	Marshall	W	24-23	24,048	ESPN
OCT. 19	James Madison	W	28-14	20,153	ESPN+
OCT. 24	Old Dominion	L	19-47	18,281	ESPN2
NOV. 2	at South Alabama	W	34-30	19,667	ESPN
NOV. 16	Troy	L	20-28	21,762	ESPN+
NOV. 23	at Coastal Carolina	W	26-6	14,556	ESPN+
NOV. 30	App State	W	29-20	23,383	ESPN+
DEC. 19	Sam Houston	L	26-31	13,151	ESPN2

## TEAM STATISTICS

	GS	OPP
Scoring	364	359
Points per game	28.0	27.6
Points Off Turnovers	54	65
First Downs	283	273
Rushing	109	105
Passing	139	154
Penalty	35	14
Rushing Yardage	1659	2210
Yards gained rushing	1942	2484
Yards lost rushing	283	274
Rushing attempts	447	447
Average per rush	3.7	4.9
Average per game	127.6	170.0
TDs Rushing	24	23
Passing Yardage	3091	3362
Comp-Att-Int	289-446-11	277-438-13
Average per pass	6.9	7.7
Average per catch	10.7	12.1
Average per game	237.8	258.6
TDs Passing	21	21
Total offense	4750	5572
Total plays	893	885
Average per play	5.3	6.3
Average per game	365.4	428.6
Kick returns: #-Yards	34-723	20-335
Punt returns: #-Yards	14-95	14-65
Int returns: #-Yards	13-136	11-130
Kick return average	21.3	16.8
Punt return average	6.8	4.6
Int return average	10.5	11.8
Fumbles-Lost	22-11	16-6
Penalties-Yards	73-628	110-1007
Average per game	48.3	77.5
Punts-Yards	58-2479	51-2095
Average per punt	42.7	41.1
Net punt average	41.7	38.4
Kickoffs-Yards	68-4272	73-4525
Average per kick	62.8	62.0
Net kick average	40.9	39.0
Time of possession / game	30:30	29:29
3rd-down conversion	81/178	81/173
3rd-down pct	46%	47%
4th-down conversion	12/16	7/19
4th-down pct	75%	37%
Sacks by-Yards	21-147	29-139
Misc Yards	0	0
Touchdowns scored	46	46
Field goals - attempts	15-18	13-19
On-Side kicks	1-5	0-0
Red-zone scores	(41-44) 93%	(40-48) 83%
Red-zone touchdowns	(33-44) 75%	(31-48) 65%
PAT-attempts	(37-39) 95%	(42-43) 98%
2-point conversion-attempts	(2-7) 29%	(1-3) 33%
Attendance	135097	155062
Games / Avg per game	6/22516	6/25844
Neutral site games	-	1/13151

## SCORE BY QUARTERS

	1st	2nd	3rd	4th	OT	Total
Ga. Southern	70	108	70	116	0	364
Opponents	84	92	108	75	0	359

## RUSHING

	GP	Att	Gain	Loss	Net	Avg	TD	Long	Avg/G
Jalen White	13	163	773	29	744	4.6	13	49	57.2
OJ Arnold	12	63	331	15	316	5.0	4	32	26.3
JC French	13	117	386	147	239	2.0	2	19	18.4
David Mbadina	13	58	248	19	229	3.9	3	29	17.6
Dexter Williams II	5	13	63	18	45	3.5	1	20	9.0
Josh Dallas	13	4	37	0	37	9.3	1	14	2.8
Dalen Cobb	13	8	49	24	25	3.1	0	24	1.9
Marcus Sanders Jr.	10	2	14	0	14	7.0	0	13	1.4
DeAndre Buchannon	12	5	26	14	12	2.4	0	11	1.0
Tyler Budge	1	1	9	0	9	9.0	0	9	9.0
Terrance Gibbs	5	1	4	0	4	4.0	0	4	0.8
Derwin Burgess Jr.	13	1	2	0	2	2.0	0	2	0.2
Team	13	11	0	17	-17	-1.5	0	0	-1.3
<b>Total</b>	<b>13</b>	<b>447</b>	<b>1942</b>	<b>283</b>	<b>1659</b>	<b>3.7</b>	<b>24</b>	<b>49</b>	<b>127.6</b>
<b>Opponents</b>	<b>13</b>	<b>447</b>	<b>2484</b>	<b>274</b>	<b>2210</b>	<b>4.9</b>	<b>23</b>	<b>77</b>	<b>170.0</b>

## PASSING

	G	Effic	Cmp-Att-Int	Pct	Yds	TD	Lng	Avg/G
JC French	13	131.9	269-410-11	65.6	2831	17	59	217.8
Dexter Williams II	5	165.8	19-30-0	63.3	248	3	34	49.6
Dalen Cobb	13	0.0	0-3-0	0.0	0	0	0	0.0
OJ Arnold	12	530.8	1-1-0	100.0	12	1	12	1.0
Team	13	0.0	0-2-0	0.0	0	0	0	0.0
<b>Total</b>	<b>13</b>	<b>133.6</b>	<b>289-446-11</b>	<b>64.8</b>	<b>3091</b>	<b>21</b>	<b>59</b>	<b>237.8</b>
<b>Opponents</b>	<b>13</b>	<b>137.6</b>	<b>277-438-13</b>	<b>63.2</b>	<b>3362</b>	<b>21</b>	<b>76</b>	<b>258.6</b>

## RECEIVING

	G	No.	Yds	Avg	TD	Long	Avg/G
Derwin Burgess Jr.	13	59	659	11.2	3	48	50.7
Dalen Cobb	13	52	599	11.5	4	55	46.1
Josh Dallas	13	46	614	13.3	6	59	47.2
LV Bunkley-Shelton	13	30	322	10.7	0	34	24.8
Tyler Fromm	13	25	249	10.0	2	30	19.2
OJ Arnold	12	24	145	6.0	2	19	12.1
Jalen White	13	20	69	3.5	0	17	5.3
Beau Johnson	13	9	71	7.9	1	16	5.5
Marcus Sanders Jr.	10	9	158	17.6	1	43	15.8
DeAndre Buchannon	12	5	54	10.8	0	34	4.5
Joshua Thompson	12	3	74	24.7	1	36	6.2
David Mbadina	13	3	26	8.7	0	13	2.0
Sam Kenerson	8	1	16	16.0	0	16	2.0
Terrance Gibbs	5	1	2	2.0	0	2	0.4
Taylor Bradshaw	13	1	31	31.0	0	31	2.4
Elijah Walton	11	1	2	2.0	1	2	0.2
<b>Total</b>	<b>13</b>	<b>289</b>	<b>3091</b>	<b>10.7</b>	<b>21</b>	<b>59</b>	<b>237.8</b>
<b>Opponents</b>	<b>13</b>	<b>277</b>	<b>3372</b>	<b>12.2</b>	<b>21</b>	<b>76</b>	<b>259.4</b>

## TOTAL OFFENSE

	G	Plays	Rush	Pass	Total	Avg/G
JC French	13	527	239	2831	3070	236.2
Jalen White	13	163	744	0	744	57.2
OJ Arnold	12	64	316	12	328	27.3
Dexter Williams II	5	43	45	248	293	58.6
David Mbadina	13	58	229	0	229	17.6
Josh Dallas	13	4	37	0	37	2.8
Dalen Cobb	13	11	25	0	25	1.9
Marcus Sanders Jr.	10	2	14	0	14	1.4
DeAndre Buchannon	12	5	12	0	12	1.0
Tyler Budge	1	1	9	0	9	9.0
Terrance Gibbs	5	1	4	0	4	0.8
Derwin Burgess Jr.	13	1	2	0	2	0.2
Team	13	0	-17	0	-17	-1.3
<b>Total</b>	<b>13</b>	<b>893</b>	<b>1659</b>	<b>3091</b>	<b>4750</b>	<b>365.4</b>
<b>Opponents</b>	<b>13</b>	<b>885</b>	<b>2210</b>	<b>3362</b>	<b>5572</b>	<b>428.6</b>

# 2024 INDIVIDUAL STATISTICS



## SCORING

	TD	FGs	PATs				DXP	Saf	Points
			Kick	Rush	Rcv	Pass			
Gavin Stewart	-	15-18	37-39	-	-	-	-	-	82
Jalen White	13	-	-	-	-	-	-	-	78
Josh Dallas	7	-	-	-	-	-	-	-	42
OJ Arnold	6	-	-	-	-	-	-	-	36
Dalen Cobb	4	-	-	-	-	-	-	-	24
Derwin Burgess Jr.	3	-	-	-	-	-	-	-	18
David Mbadinga	3	-	-	-	-	-	-	-	18
JC French	2	-	-	1	-	-	-	-	14
Tyler Fromm	2	-	-	-	-	-	-	-	12
Beau Johnson	1	-	-	-	-	-	-	-	6
Dexter Williams II	1	-	-	-	-	-	-	-	6
Tracy Hill Jr.	1	-	-	-	-	-	-	-	6
Marcus Sanders Jr.	1	-	-	-	-	-	-	-	6
Joshua Thompson	1	-	-	-	-	-	-	-	6
Elijah Walton	1	-	-	-	-	-	-	-	6
Cam Williams	-	-	-	-	-	-	1	2	2
Matthew Daniel	-	-	-	1	-	-	-	-	2
<b>Total</b>	<b>46</b>	<b>15-18</b>	<b>37-39</b>	<b>2</b>	<b>0</b>	<b>0</b>	<b>0</b>	<b>1</b>	<b>364</b>
<b>Opponents</b>	<b>46</b>	<b>13-19</b>	<b>42-43</b>	<b>0</b>	<b>1</b>	<b>1</b>	<b>0</b>	<b>0</b>	<b>359</b>

## PUNT RETURNS

	No.	Yds	Avg	TD	Long
Josh Dallas	8	73	9.1	0	31
LV Bunkley-Shelton	5	22	4.4	0	11
DeAndre Buchannon	1	0	0.0	0	0
<b>Total</b>	<b>14</b>	<b>95</b>	<b>6.8</b>	<b>0</b>	<b>31</b>
<b>Opponents</b>	<b>14</b>	<b>65</b>	<b>4.6</b>	<b>0</b>	<b>16</b>

## KICK RETURNS

	No.	Yds	Avg	TD	Long
DeAndre Buchannon	25	561	22.4	0	61
Dalen Cobb	4	78	19.5	0	25
David Mbadinga	3	48	16.0	0	26
Evan Lester	1	25	25.0	0	25
JP Mikhael	1	11	11.0	0	11
<b>Total</b>	<b>34</b>	<b>723</b>	<b>21.3</b>	<b>0</b>	<b>61</b>
<b>Opponents</b>	<b>20</b>	<b>335</b>	<b>16.8</b>	<b>0</b>	<b>41</b>

## INTERCEPTION RETURNS

	No.	Yds	Avg	TD	Long
Chance Gamble	3	-3	-1.0	0	0
Marc Stampley II	3	6	2.0	0	6
Tracy Hill Jr.	2	60	30.0	1	60
TJ Smith	1	2	2.0	0	2
Tyrell Davis	1	0	0.0	0	0
Deontre Morris	1	47	47.0	0	47
Jacob Ferguson	1	0	0.0	0	0
Dorrian Smith	1	24	24.0	0	24
<b>Total</b>	<b>13</b>	<b>136</b>	<b>10.5</b>	<b>1</b>	<b>60</b>
<b>Opponents</b>	<b>11</b>	<b>130</b>	<b>11.8</b>	<b>2</b>	<b>37</b>

## FUMBLE RETURNS

	No.	Yds	Avg	TD	Long
Deontre Morris	1	1	1.0	0	1
Evan Lester	1	0	0.0	0	0
Chance Gamble	1	0	0.0	0	0
Latrell Bullard	1	0	0.0	0	0
Jacob Ferguson	1	0	0.0	0	0
Ayden Jackson	1	0	0.0	0	0
<b>Total</b>	<b>6</b>	<b>1</b>	<b>0.2</b>	<b>0</b>	<b>1</b>
<b>Opponents</b>	<b>11</b>	<b>0</b>	<b>0.0</b>	<b>0</b>	<b>0</b>

## ALL-PURPOSE YARDS

	G	Rush	Rec	PR	KOR	IR	Tot	Avg/G
Jalen White	13	744	69	0	0	0	813	62.5
Josh Dallas	13	37	614	73	0	0	724	55.7
Dalen Cobb	13	25	599	0	78	0	702	54.0
Derwin Burgess Jr.	13	2	659	0	0	0	661	50.8
DeAndre Buchannon	12	12	54	0	561	0	627	52.3
OJ Arnold	12	316	145	0	0	0	461	38.4
LV Bunkley-Shelton	13	0	322	22	0	0	344	26.5
David Mbadinga	13	229	26	0	48	0	303	23.3
Tyler Fromm	13	0	249	0	0	0	249	19.2
JC French	13	239	0	0	0	0	239	18.4
Marcus Sanders Jr.	10	14	158	0	0	0	172	17.2
Joshua Thompson	12	0	74	0	0	0	74	6.2
Beau Johnson	13	0	71	0	0	0	71	5.5
Tracy Hill Jr.	13	0	0	0	0	60	60	4.6
Deontre Morris	12	0	0	0	0	47	47	3.9
Dexter Williams II	5	45	0	0	0	0	45	9.0
Taylor Bradshaw	13	0	31	0	0	0	31	2.4
Evan Lester	12	0	0	0	25	0	25	2.1
Dorrian Smith	11	0	0	0	0	24	24	2.2
Sam Kenson	8	0	16	0	0	0	16	2.0
JP Mikhael	12	0	0	0	11	0	11	0.9
Tyler Budge	1	9	0	0	0	0	9	9.0
Terrance Gibbs	5	4	2	0	0	0	6	1.2
Marc Stampley II	13	0	0	0	0	6	6	0.5
TJ Smith	6	0	0	0	0	2	2	0.3
Elijah Walton	11	0	2	0	0	0	2	0.2
Chance Gamble	10	0	0	0	0	-3	-3	-0.3
Team	13	-17	0	0	0	0	-17	-1.3
<b>Total</b>	<b>13</b>	<b>1659</b>	<b>3091</b>	<b>95</b>	<b>723</b>	<b>136</b>	<b>5704</b>	<b>438.8</b>
<b>Opponents</b>	<b>13</b>	<b>2210</b>	<b>3372</b>	<b>65</b>	<b>335</b>	<b>130</b>	<b>6112</b>	<b>470.2</b>

## PUNTING

	No.	Yds	Avg	Long	TB	FC	I20	50+	Blkd
Alex Smith	58	2479	42.7	63	0	29	19	5	0
<b>Total</b>	<b>58</b>	<b>2479</b>	<b>42.7</b>	<b>63</b>	<b>0</b>	<b>29</b>	<b>19</b>	<b>5</b>	<b>0</b>
<b>Opponents</b>	<b>51</b>	<b>2095</b>	<b>41.1</b>	<b>72</b>	<b>2</b>	<b>18</b>	<b>19</b>	<b>9</b>	<b>0</b>

## KICKOFFS

	No.	Yds	Avg	TB	OB	Retn	Net	YdLn
Gavin Stewart	68	4272	62.8	36	0	0	0	0
<b>Total</b>	<b>68</b>	<b>4272</b>	<b>62.8</b>	<b>36</b>	<b>0</b>	<b>19</b>	<b>40.9</b>	<b>24</b>
<b>Opponents</b>	<b>73</b>	<b>4525</b>	<b>62.0</b>	<b>32</b>	<b>3</b>	<b>34</b>	<b>39</b>	<b>25</b>

## FIELD GOALS

	FGM-FGA	Pct	01-19	20-29	30-39	40-49	50-99	Lg	Blk
Gavin Stewart	15-18	83.3	0-0	3-4	5-5	6-7	1-2	53	0
Opponents	13-19	68.4	0-0	6-7	4-5	2-6	1-1	51	0

## FIELD GOAL SEQUENCE

	Georgia Southern	Opponent
Boise St.	(31)	
Nevada	(30),(48)	(27)
South Carolina St.	25	34,43
Ole Miss	(42),(33)	(28)
Georgia St.	(53)	41
Marshall	(42)	(36),(51),(42)
James Madison		42
Old Dominion		(29),(38)
South Alabama		(41),(35),(24)
Troy	(21),(45)	24
Coastal Carolina	(22),(27),48,(36),(39)	(39),(24)
App State		44
Sam Houston	(49),(49)	(21)

\*Number in (parentheses) indicates field goal was made



# 2024 DEFENSIVE STATISTICS

## DEFENSE

	GP	Solo	Ast	Total	TFL/Yds	Sacks-Yds	Int-Yds	PBU	QBH	F. Rcv-Yds	FF	Blocked Kicks	Safety
Marques Watson-Trent	12	52	68	120	7.5-24	1.5-15	.	1	2	.	4	.	.
Davon Gilmore	13	30	32	62	5-31	3-28	.	1	4	.	.	.	.
Justin Meyers	11	36	25	61	2.5-3	1-3	.	1	1	.	1	.	.
Chance Gamble	10	34	14	48	1.5-2	.	3--3	8	.	1-0	1	.	.
Marc Stampley II	13	28	16	44	2-10	2-10	3-6	7	.	.	1	.	.
Davon Hicks	10	23	20	43	1-5	0.5-4	.	.	.	.	.	.	.
Tracy Hill Jr.	13	30	6	36	.	.	2-60	3	1	.	1	.	.
Deontre Morris	12	29	7	36	1.5-6	1-6	1-47	1	1	1-1	.	.	.
Ayden Jackson	11	20	15	35	3.5-9	.	.	1	1	1-0	.	.	.
Latrell Bullard	13	11	24	35	4.5-11	0.5-4	.	2	.	1-0	.	.	.
TJ Smith	6	16	12	28	1-1	.	1-2	.	.	.	.	.	.
Cam Williams	12	18	8	26	3-4	1-2	.	1	.	.	.	.	1
Dorrian Smith	11	20	6	26	.	.	1-24	1	.	.	.	.	.
Reid Dedman	13	11	14	25	1.5-5	.	.	.	.	.	.	.	.
Da'Shawn Davis	13	13	12	25	3.5-15	1-7	.	1	.	.	.	.	.
MJ Stroud	13	18	6	24	1-3	.	.	3	1	.	.	.	.
Davion Rhodes	13	11	12	23	6-30	3-19	.	.	1	.	1	.	.
Isaac Walker	10	12	11	23	3.5-16	1.5-10	.	3	3	.	.	.	.
Justin Rhodes	11	8	13	21	4-11	.	.	.	2	.	.	.	.
Elhadj Fall	13	12	8	20	4.5-23	2.5-18	.	1	1	.	.	1	.
Jacob Ferguson	10	6	13	19	3.5-12	1-5	1-0	.	2	1-0	.	.	.
Troy Pikes	13	5	8	13	0.5-1	.	.	.	1	.	.	.	.
Jeffrey Smyth	13	8	2	10	.	.	.	.	.	.	.	.	.
Kristian Varner	10	4	2	6	2-15	1-13	.	.	2	.	.	.	.
Demarcious Robinson	13	4	2	6	.	.	.	.	.	.	.	.	.
Tyrell Davis	2	3	2	5	.	.	1-0	.	.	.	.	.	.
Caimon Mathis	6	3	1	4	.	.	.	.	.	.	.	.	.
Prince Green	11	1	3	4	0.5-3	0.5-3	.	.	.	.	.	.	.
Chris Crouch	12	4	.	4	.	.	.	.	.	.	.	.	.
Evan Lester	12	2	1	3	.	.	.	.	.	1-0	.	.	.
Jaylen Bentley	4	1	2	3	.	.	.	.	.	.	.	.	.
Jacob Hammonds	10	2	1	3	.	.	.	.	.	.	.	.	.
Terrance Gibbs	5	2	.	2	.	.	.	.	.	.	1	.	.
Kebba Secka	7	.	2	2	0.5-1	.	.	.	.	.	.	.	.
Derwin Burgess Jr.	13	1	1	2	.	.	.	.	.	.	.	.	.
Jackson Wheeler	13	.	1	1	.	.	.	.	.	.	.	.	.
Dalen Cobb	13	1	.	1	.	.	.	.	.	.	.	.	.
Jalen White	13	1	.	1	.	.	.	.	.	.	.	.	.
Dom Boyd	11	.	1	1	.	.	.	.	.	.	.	.	.
Gavin Stewart	13	1	.	1	.	.	.	.	.	.	.	.	.
JaMari Whitehead	12	1	.	1	.	.	.	.	.	.	.	.	.
Bryce Bernard	6	.	1	1	.	.	.	.	.	.	.	.	.
Tyler Fromm	13	1	.	1	.	.	.	.	.	.	.	.	.
<b>Totals</b>	<b>13</b>	<b>483</b>	<b>372</b>	<b>855</b>	<b>64-241</b>	<b>21-147</b>	<b>13-136</b>	<b>35</b>	<b>23</b>	<b>6-1</b>	<b>10</b>	<b>1</b>	<b>1</b>
<b>Opponents</b>	<b>13</b>	<b>489</b>	<b>372</b>	<b>861</b>	<b>78-272</b>	<b>29-139</b>	<b>11-130</b>	<b>40</b>	<b>26</b>	<b>11-0</b>	<b>16</b>	<b>0</b>	<b>0</b>

# 2024 INDIVIDUAL SUMMARIES



## PASSING SUMMARY

#12 JC French	Att	Comp	Int	Pct	Yards	TD	Long	Sack	Effic
Boise St.	28	50	0	56.0	322	2	48	4-19	123.3
Nevada	23	37	0	62.2	243	2	35	1-2	135.2
South Carolina St.	17	23	0	73.9	211	2	58	1-6	179.7
Ole Miss	20	28	1	71.4	109	0	13	3-16	97.0
Georgia St.	24	39	0	61.5	237	1	36	3-15	121.0
Marshall	16	26	1	61.5	194	0	35	3-9	116.5
James Madison	24	33	3	72.7	215	3	29	1-12	139.3
Old Dominion	17	29	1	58.6	259	2	59	0-0	149.5
South Alabama	22	27	0	81.5	198	2	45	2-5	167.5
Troy	17	28	1	60.7	171	0	25	1-9	104.9
Coastal Carolina	25	38	0	65.8	294	1	30	2-6	139.5
App State	16	19	0	84.2	166	1	34	3-16	175.0
Sam Houston	20	33	4	60.6	212	1	43	3-14	100.3
<b>Totals</b>	<b>269</b>	<b>410</b>	<b>11</b>	<b>65.6</b>	<b>2831</b>	<b>17</b>	<b>59</b>	<b>27-129</b>	<b>131.9</b>

#9 Dexter Williams II	Comp	Att	Int	Pct	Yards	TD	Long	Sacked	Effic.
Ole Miss	2	4	0	50.0	36	0	31	0-0	125.6
Marshall	10	14	0	71.4	135	1	34	2-8	176.0
Old Dominion	4	7	0	57.1	44	1	22	0-0	157.1
South Alabama	3	5	0	60.0	33	1	22	0-0	181.4
<b>Totals</b>	<b>19</b>	<b>30</b>	<b>0</b>	<b>63.3</b>	<b>248</b>	<b>3</b>	<b>34</b>	<b>2-8</b>	<b>165.8</b>

## RUSHING SUMMARY

	No-Yds/TD	BOI	NEV	SCSU	OLE MISS	GAST	MAR	JMU	ODU	USA	TROY	CCU	APP	SHSU
Jalen White	163-744/13	11-35/3	7-21/0	13-41/2	7-24/0	22-114/2	7-18/0	23-134/0	2-6/0	18-71/1	6-19/0	13-46/1	18-125/3	16-90/1
JC French	117-239/2	16-39/1	3--1/0	8-19/0	10--5/0	9-30/0	11-25/0	7-8/0	4-23/0	11-22/0	1--9/0	6-2/0	15-52/0	16-34/1
OJ Arnold	63-316/4	1-14/0	7-23/0	4-42/1	6-12/0	11-110/2	7-16/0	DNP	7-36/0	3-16/0	6-27/1	7-12/0	4-8/0	-
David Mbadinga	58-229/3	3-8/0	1-6/0	3-22/0	8-15/0	3-11/0	3-22/1	8-38/1	6-23/0	1-1/1	4-19/0	10-32/0	1-1/0	7-31/0
Dexter Williams II	13-45/1	DNP	DNP	-	3-19/0	DNP	4-13/1	DNP	4-16/0	2--3/0	DNP	DNP	DNP	DNP
Dalen Cobb	8-25/0	2-30/0	-	1-4/0	1--17/0	-	-	-	-	-	-	1--7/0	2-6/0	1-9/0
DeAndre Buchannon	5-12/0	1-11/0	1--7/0	1-4/0	1--7/0	-	-	1-11/0	-	-	-	-	-	DNP
Josh Dallas	4-37/1	-	-	-	-	-	-	-	-	-	2-18/1	1-6/0	-	1-13/0
Marcus Sanders Jr.	2-14/0	-	-	1-13/0	-	DNP	DNP	-	-	DNP	1-1/0	-	-	-
Tyler Budge	1-9/0	DNP	DNP	DNP	DNP	DNP	DNP	DNP	1-9/0	DNP	DNP	DNP	DNP	DNP
Terrance Gibbs	1-4/0	DNP	DNP	DNP	DNP	DNP	DNP	-	-	-	DNP	-	DNP	1-4/0
Derwin Burgess Jr.	1-2/0	1-2/0	-	-	-	-	-	-	-	-	-	-	-	-

## RECEIVING SUMMARY

	No-Yds/TD	BOI	NEV	SCSU	OLE MISS	GAST	MAR	JMU	ODU	USA	TROY	CCU	APP	SHSU
Derwin Burgess Jr.	59-659/3	4-93/0	5-52/0	1-27/0	5-53/1	4-20/0	7-84/1	5-52/1	4-59/0	4-21/0	2-25/0	8-98/0	4-19/0	6-56/0
Dalen Cobb	52-599/4	4-55/1	7-81/1	4-39/0	4-29/0	1-15/0	6-93/0	4-27/0	7-95/1	5-54/1	5-26/0	2-30/0	1-13/0	2-42/0
Josh Dallas	46-614/6	3-20/0	2-23/0	1-58/0	1-1/0	9-89/1	1-10/0	5-34/0	3-90/1	5-96/2	4-69/0	3-25/0	4-53/1	5-46/1
LV Bunkley-Shelton	30-322/0	3-22/0	1-10/0	2-30/0	1-7/0	3-28/0	6-66/0	2-21/0	2-32/0	2-13/0	-	3-43/0	3-34/0	2-16/0
Tyler Fromm	25-249/2	2-26/0	-	4-35/1	3-11/0	1-19/0	4-71/0	2-44/1	2-5/0	2-4/0	-	3-19/0	1-18/0	1--3/0
OJ Arnold	24-145/2	1--1/0	4-33/0	1-14/1	4-13/0	-	2-5/0	DNP	1-4/1	6-42/0	2-20/0	2-13/0	1-2/0	-
Jalen White	20-69/0	4-14/0	2-0/0	2-5/0	3-7/0	1-5/0	-	2-21/0	-	1-1/0	2-9/0	1-2/0	-	2-5/0
Marcus Sanders Jr.	9-158/1	2-21/0	1-9/0	-	-	DNP	DNP	-	2-18/0	DNP	-	2-51/1	1-16/0	1-43/0
Beau Johnson	9-71/1	2-10/1	-	-	-	3-22/0	-	2-12/0	-	-	1-16/0	-	1-11/0	-
DeAndre Buchannon	5-54/0	2-46/0	-	2-3/0	1-5/0	-	-	-	-	-	-	-	-	DNP
Joshua Thompson	3-74/1	-	1-35/1	-	-	2-39/0	-	-	-	-	-	-	-	DNP
David Mbadinga	3-26/0	-	-	-	-	-	-	-	-	1-6/0	1-13/0	-	-	1-7/0
Taylor Bradshaw	1-31/0	-	-	-	1-31/0	-	-	-	-	-	-	-	-	-
Sam Kenerson	1-16/0	1-16/0	-	-	-	DNP	DNP	DNP	DNP	-	-	-	DNP	-
Terrance Gibbs	1-2/0	DNP	DNP	DNP	DNP	DNP	DNP	1-2/0	-	-	DNP	-	DNP	-
Elijah Walton	1-2/1	-	DNP	-	-	-	-	1-2/1	-	DNP	-	-	-	-

## GAME-BY-GAME PUNTING

ALEX SMITH	NO	YDS	AVG	LONG	BLK	TB	I20
Boise State	4	159	39.8	43	0	0	1
Nevada	6	244	40.67	47	0	0	3
South Carolina State	3	152	50.7	63	0	0	0
Ole Miss	8	327	40.88	49	0	0	2
Georgia State	5	214	42.8	51	0	0	3
Marshall	7	325	46.43	57	0	0	4
James Madison	2	89	44.50	50	0	0	1
Old Dominion	5	210	42.00	48	0	0	1
South Alabama	5	212	42.40	45	0	0	2
Troy	3	132	44.0	45	0	0	0
Coastal Carolina	3	120	40.0	46	0	0	1
App State	3	127	42.33	44	0	0	1
Sam Houston	4	168	42	47	0	0	0
<b>Total</b>	<b>58</b>	<b>2479</b>	<b>42.7</b>	<b>63</b>	<b>0</b>	<b>0</b>	<b>19</b>
<b>Opponents</b>	<b>51</b>	<b>2095</b>	<b>41.1</b>	<b>72</b>	<b>0</b>	<b>2</b>	<b>19</b>

## GAME-BY-GAME KICKING

GAVIN STEWART	PAT	ATT	PCT	FG	ATT	PCT	LONG	PTS
Boise State	4	4	100.0	1	1	100.0	31	7
Nevada	2	2	100.0	2	2	100.0	48	8
South Carolina State	6	6	100.0	0	1	0.0	0	6
Ole Miss	1	1	100.0	2	2	100.0	42	7
Georgia State	5	5	100.0	1	1	100.0	53	8
Marshall	1	1	100.0	1	1	100.0	42	4
James Madison	4	4	100.0	0	0	0	0	4
Old Dominion	1	3	33.0	0	1	0.0	0	1
South Alabama	4	4	100.0	0	0	0	0	4
Troy	2	2	100.0	2	2	100.0	45	8
Coastal Carolina	2	2	100.0	4	5	80.0	39	14
App State	3	3	100.0	0	0	0	0	3
Sam Houston	2	2	100.0	2	2	100.0	49	8
<b>TOTALS</b>	<b>37</b>	<b>39</b>	<b>94.87</b>	<b>15</b>	<b>18</b>	<b>83.33</b>	<b>53</b>	<b>82</b>



# 2024 INDIVIDUAL SUMMARIES

## TACKLES SUMMARY

	UA-A	TOT	BOI	NEV	SCSU	OLE MISS	GAST	MAR	JMU	ODU	USA	TROY	CCU	APP	SHSU
Marques Watson-Trent	52-68	120	2-5	9-5	2-5	2-5	6-4	4-6	4-10	5-3	DNP	3-9	5-3	3-10	7-3
Davon Gilmore	30-32	62	1-3	2-1	4-1	3-4	3-1	1-0	1-0	2-6	3-4	4-4	0-2	3-4	3-2
Justin Meyers	36-25	61	4-2	-	DNP	DNP	0-2	7-2	4-2	1-6	5-5	-	5-1	3-4	7-1
Chance Gamble	34-14	48	2-1	5-2	4-2	6-1	1-1	DNP	DNP	DNP	3-1	5-2	2-2	3-1	3-1
Marc Stampley II	28-16	44	1-1	4-1	3-2	2-0	1-1	2-2	2-0	4-1	1-0	4-2	-	1-1	3-5
Davon Hicks	23-20	43	DNP	DNP	-	2-2	DNP	4-0	4-3	6-1	1-8	3-3	3-1	-	0-2
Tracy Hill Jr.	30-6	36	4-0	-	3-0	4-1	2-1	2-0	1-0	1-0	1-3	6-0	1-1	2-0	3-0
Deontre Morris	29-7	36	3-0	-	1-0	2-1	-	-	1-0	5-4	2-1	6-0	2-0	7-1	DNP
Ayden Jackson	20-15	35	DNP	DNP	1-1	2-2	1-1	3-1	2-1	1-2	3-3	2-2	1-0	1-1	3-1
Latrell Bullard	11-24	35	1-3	-	1-1	2-1	0-1	0-3	1-4	0-3	1-3	1-4	2-1	-	2-0
TJ Smith	16-12	28	3-3	6-3	1-0	3-3	1-2	2-1	DNP	DNP	DNP	DNP	DNP	DNP	DNP
Dorrian Smith	20-6	26	1-1	4-0	DNP	1-1	-	3-0	3-1	1-0	1-1	DNP	1-0	3-0	2-2
Cam Williams	18-8	26	1-0	4-3	4-2	3-2	DNP	2-0	-	4-0	0-1	-	-	-	-
Da'Shawn Davis	13-12	25	0-2	1-0	2-0	1-2	-	2-2	3-1	1-0	1-2	-	1-0	1-3	-
Reid Dedman	11-14	25	0-1	3-1	0-4	-	3-0	0-2	1-2	0-1	1-2	-	-	3-1	-
MJ Stroud	18-6	24	1-0	1-0	2-0	1-0	3-0	3-2	2-0	-	3-2	-	-	1-1	1-1
Isaac Walker	12-11	23	2-1	1-1	0-1	-	1-0	1-1	5-1	1-3	0-2	1-1	DNP	DNP	DNP
Davon Rhodes	11-12	23	2-1	2-0	0-1	-	-	-	1-0	1-2	0-1	1-3	2-1	1-2	1-1
Justin Rhodes	8-13	21	0-1	1-0	1-4	0-1	-	-	DNP	DNP	2-2	0-2	3-1	0-2	1-0
Elhadji Fall	12-8	20	0-1	0-1	2-0	2-0	1-0	2-0	0-1	2-1	1-2	0-1	1-0	0-1	1-0
Jacob Ferguson	6-13	19	1-1	0-1	1-0	DNP	0-1	1-2	-	DNP	-	1-4	-	2-4	DNP
Troy Pikes	5-8	13	-	1-1	0-1	1-1	-	1-0	0-1	1-1	0-1	1-2	-	-	-
Jeffrey Smyth	8-2	10	-	1-0	1-1	-	1-0	-	1-0	0-1	-	-	-	-	4-0
Demarcious Robinson	4-2	6	-	1-1	1-0	0-1	-	1-0	1-0	-	-	-	-	-	-
Kristian Varner	4-2	6	0-1	1-0	-	-	1-0	1-0	-	1-1	-	-	DNP	DNP	DNP
Tyrell Davis	3-2	5	-	3-2	DNP	DNP	DNP	DNP	DNP	DNP	DNP	DNP	DNP	DNP	DNP
Chris Crouch	4-0	4	-	-	-	1-0	-	1-0	DNP	-	2-0	-	-	-	-
Caimon Mathis	3-1	4	DNP	-	2-0	1-1	DNP	DNP	DNP	DNP	DNP	-	-	-	DNP
Prince Green	1-3	4	-	-	-	-	1-1	-	0-1	-	-	0-1	DNP	DNP	-
Jacob Hammonds	2-1	3	-	DNP	DNP	DNP	1-0	-	1-0	0-1	-	-	-	-	-
Evan Lester	2-1	3	-	0-1	1-0	-	-	DNP	-	-	-	-	-	1-0	-
Jaylen Bentley	1-2	3	DNP	DNP	DNP	DNP	DNP	DNP	-	-	DNP	DNP	0-1	DNP	1-1
Terrance Gibbs	2-0	2	DNP	DNP	DNP	DNP	DNP	DNP	-	-	2-0	DNP	-	DNP	-
Derwin Burgess Jr.	1-1	2	-	-	-	-	-	0-1	-	-	-	-	-	-	1-0
Kebba Secka	0-2	2	-	DNP	-	-	-	DNP	-	-	DNP	DNP	DNP	DNP	0-2
Dalen Cobb	1-0	1	-	-	-	1-0	-	-	-	-	-	-	-	-	-
Tyler Fromm	1-0	1	-	-	-	-	-	-	-	1-0	-	-	-	-	-
Jalen White	1-0	1	-	-	-	-	-	-	-	-	-	-	-	-	1-0
JaMari Whitehead	1-0	1	-	-	-	-	-	-	-	-	DNP	-	-	-	1-0
Gavin Stewart	1-0	1	-	-	-	-	-	-	-	-	-	-	-	1-0	-
Dom Boyd	0-1	1	-	-	DNP	-	-	0-1	-	-	-	DNP	-	-	-
Jackson Wheeler	0-1	1	-	-	-	-	-	-	-	0-1	-	-	-	-	-
Bryce Bernard	0-1	1	-	-	-	0-1	-	-	DNP	DNP	DNP	DNP	DNP	DNP	DNP

## TACKLES FOR LOSS SUMMARY

	UA-A	TOT	BOI	NEV	SCSU	OLE MISS	GAST	MAR	JMU	ODU	USA	TROY	CCU	APP	SHSU
Marques Watson-Trent	5-5	7.5	0.5-1	-	-	1-0-1	2-0-2	1-0-1	2-0-17	-	DNP	0.5-1	-	0.5-1	-
Davon Rhodes	6-0	6.0	1.0-5	1.0-3	-	-	-	-	1-0-6	-	-	-	2-0-12	-	1-0-4
Davon Gilmore	4-2	5.0	0.5-1	-	1-0-1	-	-	-	-	-	1-0-9	1-0-13	0.5-1	-	1-0-6
Latrell Bullard	3-3	4.5	-	-	0.5-2	1-0-1	-	-	1.5-5	0.5-1	-	-	-	-	1-0-2
Elhadji Fall	3-3	4.5	-	-	1-0-4	-	-	-	0.5-5	1.5-5	0.5-0	-	-	-	1-0-9
Justin Rhodes	3-2	4.0	-	1-0-4	0.5-1	-	-	-	DNP	DNP	1-0-2	-	0.5-1	-	1-0-3
Isaac Walker	3-1	3.5	-	1-0-6	-	-	-	-	1.5-9	-	-	1-0-1	DNP	DNP	DNP
Jacob Ferguson	3-1	3.5	1-0-5	-	-	DNP	-	-	-	DNP	-	1.5-5	-	1-0-2	DNP
Da'Shawn Davis	3-1	3.5	-	-	1-0-3	-	-	-	-	-	1.5-8	-	1-0-4	-	-
Ayden Jackson	2-3	3.5	DNP	DNP	-	-	-	-	-	0.5-1	1.5-2	-	-	0.5-1	1-0-5
Cam Williams	3-0	3.0	-	-	1-0-1	-	DNP	2-0-3	-	-	-	-	-	-	-
Justin Meyers	1-3	2.5	0.5-0	-	DNP	DNP	-	0.5-0	-	-	-	-	-	-	1.5-3
Marc Stampley II	2-0	2.0	-	-	1-0-6	-	-	-	-	1-0-4	-	-	-	-	-
Kristian Varner	2-0	2.0	-	1-0-2	-	-	1-0-13	-	-	-	-	-	DNP	DNP	DNP
Deontre Morris	1-1	1.5	-	-	-	-	-	-	1-0-6	0.5-0	-	-	-	-	DNP
Reid Dedman	1-1	1.5	-	1-0-4	-	-	-	0.5-1	-	-	-	-	-	-	-
Chance Gamble	1-1	1.5	0.5-1	-	-	-	-	DNP	DNP	DNP	-	1-0-1	-	-	-
TJ Smith	1-0	1.0	-	-	-	1-0-1	-	-	DNP	DNP	DNP	DNP	DNP	DNP	DNP
MJ Stroud	1-0	1.0	-	-	-	-	-	1-0-3	-	-	-	-	-	-	-
Davon Hicks	0-2	1.0	DNP	DNP	-	-	DNP	-	0.5-4	-	0.5-1	-	-	-	-
Prince Green	0-1	0.5	-	-	-	-	-	-	0.5-3	-	-	-	DNP	DNP	-
Kebba Secka	0-1	0.5	-	DNP	-	-	-	DNP	-	-	DNP	DNP	DNP	DNP	0.5-1
Troy Pikes	0-1	0.5	-	-	-	-	-	-	0.5-1	-	-	-	-	-	-

## SACKS SUMMARY

	UA-A	TOT	BOI	NEV	SCSU	OLE MISS	GAST	MAR	JMU	ODU	USA	TROY	CCU	APP	SHSU
Davon Gilmore	3-0	3	-	-	-	-	-	-	-	-	1-9	1-13	-	-	1-6
Davon Rhodes	3-0	3	-	-	-	-	-	-	1-6	-	-	-	1-9	-	1-4
Elhadji Fall	2-1	2.5	-	-	1-4	-	-	-	0.5-5	-	-	-	-	-	1-9
Marc Stampley II	2-0	2	-	-	1-6	-	-	-	-	1-4	-	-	-	-	-
Marques Watson-Trent	1-1	1.5	-	-	-	-	-	-	1.5-15	-	DNP	-	-	-	-
Isaac Walker	1-1	1.5	-	1-6	-	-	-	-	0.5-4	-	-	-	DNP	DNP	DNP
Cam Williams	1-0	1	-	-	-	-	DNP	1-2	-	-	-	-	-	-	-
Justin Meyers	1-0	1	-	-	DNP	DNP	-	-	-	-	-	-	-	-	1-3
Deontre Morris	1-0	1	-	-	-	-	-	-	1-6	-	-	-	-	-	DNP
Jacob Ferguson	1-0	1	-	-	-	DNP	-	-	-	DNP	-	1-5	-	-	DNP
Da'Shawn Davis	1-0	1	-	-	-	-	-	-	-	-	1-7	-	-	-	-
Kristian Varner	1-0	1	-	-	-	-	1-13	-	-	-	-	-	DNP	DNP	DNP
Davon Hicks	0-1	0.5	DNP	DNP	-	-	DNP	-	0.5-4	-	-	-	-	-	-
Prince Green	0-1	0.5	-	-	-	-	-	-	0.5-3	-	-	-	DNP	DNP	-
Latrell Bullard	0-1	0.5	-	-	-	-	-	-	0.5-4	-	-	-	-	-	-

# 2024 GAME-BY-GAME TEAM STATISTICS



## GAME-BY-GAME TEAM STATISTICS

GM	FINAL SCORE	QUARTERS					1ST DOWNS		RUSHING		PASSING			TOT OFF		PUNTS		PEN		3RD	4TH	RED	SACKS	FIELD	POSSESSION TIME				
		1	2	3	4	OT	R-P-PN	TOT	NO-YDS-TD	C-A-I	YDS	TD	ATT-YDS	NO-AVG	F-FL	NO-YDS	DNS	DNS	ZONE	NO-YDS	GOALS	1	2	3	4	TOT			
GS	45	0	16	24	15	0	9-15-3	27	35-139-4	28-50-0	322	2	85-461	4-39.8	4-1	4-35	12-19	1-2	7-7	0-0	1-1	4:47	10:03	6:21	10:18	31:29			
BOI	56	14	14	8	20	0	10-13-0	23	35-371-7	22-31-1	280	1	66-651	1-48	1-0	8-90	7-11	0-2	4-4	4-21	0-0	7:30	7:40	7:32	5:49	28:31			
GS	20	7	10	3	0	0	5-10-4	20	19-42-0	23-37-0	243	2	56-285	6-40.7	1-0	10-100	2-10	0-0	1-1	1-6	2-2	2:03	8:17	7:37	4:42	22:39			
NEV	17	14	0	3	0	0	12-10-4	26	42-227-1	23-35-0	271	1	77-498	4-36.3	0-0	14-134	10-17	1-2	3-3	1-2	1-1	11:49	7:51	7:23	10:18	37:21			
GS	42	7	14	14	7	0	9-8-4	21	33-140-3	17-24-0	211	2	57-351	3-50.7	0-0	6-42	4-9	1-1	5-6	2-10	0-1	3:49	7:43	4:23	11:27	27:22			
SCSU	14	0	7	7	0	0	7-11-1	19	31-112-2	24-39-1	206	0	70-318	6-42.8	0-0	7-72	6-16	2-2	2-2	1-6	0-2	11:11	7:17	10:37	3:33	32:38			
GS	13	0	7	3	3	0	4-7-6	17	37-38-0	23-33-1	157	1	70-195	8-40.9	3-1	6-51	3-16	2-2	2-2	0-0	2-2	7:15	10:10	8:08	8:53	34:26			
Ole Miss	52	17	7	14	14	0	12-13-1	26	36-219-3	23-33-1	388	4	69-607	1-39.0	4-2	11-135	5-10	1-2	5-5	3-16	1-1	7:45	4:50	6:52	6:07	25:34			
GS	38	14	10	7	7	0	14-14-2	30	48-261-4	24-39-0	237	1	87-498	5-42.8	1-0	2-15	9-16	0-0	4-4	1-13	1-1	11:48	10:04	6:14	11:04	39:10			
GAST	21	7	0	14	0	0	1-14-0	15	15-29-1	23-45-3	356	2	60-385	6-47.5	0-0	4-45	3-11	0-1	1-1	3-15	0-1	3:12	4:56	8:46	3:56	20:50			
GS	24	3	0	0	21	0	7-14-0	21	33-93-2	26-41-1	329	1	74-422	7-46.4	1-1	6-50.0	5-15	1-2	2-3	1-2	1-1	5:44	5:04	9:15	4:22	24:25			
MAR	23	6	10	7	0	0	8-10-0	18	43-200-0	18-29-1	189	2	72-389	5-38.4	2-2	11-79.0	6-14	0-0	4-4	5-17	3-3	9:16	9:56	5:45	10:38	35:35			
GS	28	7	14	7	0	0	9-12-3	24	40-190-1	24-33-3	215	3	73-405	2-89	1-1	5-30	9-13	1-2	3-3	6-47	0-0	5:43	10:56	9:18	8:02	33:59			
JMU	14	0	0	7	7	0	7-9-0	16	32-67-0	22-41-0	186	1	73-253	6-29.1	1-0	10-66	7-18	1-4	0-2	1-12	0-1	9:17	4:04	5:42	6:58	26:01			
GS	19	0	7	6	6	0	6-10-1	17	24-113-0	21-36-1	303	3	60-416	5-21.0	3-1	6-57	6-12	0-0	1-1	1-4	0-1	3:19	7:24	7:29	6:56	25:08			
ODU	47	13	17	14	3	0	11-14-1	26	41-256-2	20-27-0	304	4	68-560	4-136	1-0	4-50	7-13	0-0	5-5	0-0	2-2	11:41	7:36	7:31	8:04	34:52			
GS	34	7	7	0	20	0	10-8-2	20	36-106-2	25-33-0	231	3	69-337	5-21.2	1-0	5-41	7-16	3-4	2-2	2-16	0-0	11:00	7:44	4:16	8:52	3:52			
USA	30	3	10	17	0	0	10-14-1	25	36-184-2	23-32-1	274	1	68-458	2-78	2-1	13-99	5-12	1-2	5-6	2-5	3-3	4:00	7:16	10:44	6:08	28:08			
GS	20	7	3	7	3	0	4-8-7	19	20-75-2	17-36-1	171	0	48-246	3-132	0-1	4-32	3-8	0-0	3-3	2-18	2-2	5:44	5:10	6:38	3:27	21:29			
TROY	28	0	7	7	14	0	1-17-9	27	41-153-2	26-32	288	2	73-441	2-57	1-0	11-89	11-14	0-0	4-5	1-9	0-1	9:16	9:20	8:22	11:33	38:31			
GS	26	10	3	0	13	0	6-15-0	21	39-90-1	25-38-0	294	1	77-384	3-120	2-1	7-50	8-17	0-0	5-6	1-9	4-5	9:02	9:32	10:36	9:35	38:45			
CCU	6	3	0	3	0	0	1-6-5	12	24-163-0	11-32-3	117	0	56-280	5-180	1-1	3-25	2-12	0-1	1-2	2-6	2-2	5:58	5:28	4:24	5:25	21:15			
GS	29	8	7	0	14	0	3-6-14	23	41-191-3	16-19-0	166	1	60-357	3-127	2-2	7-65	6-11	1-1	3-3	0-0	0-0	8:48	6:44	5:39	8:16	29:27			
APP	20	0	6	7	7	0	1-14-10	25	39-175-1	19-35-2	290	2	74-465	2-87	1-0	10-93	8-13	1-3	3-6	3-16	0-1	6:12	8:16	9:21	6:44	30:33			
GS	26	0	10	9	7	0	12-11-0	23	42-181-2	20-35-4	212	1	77-393	4-168	1-1	5-60	7-16	2-2	3-3	4-22	2-2	6:32	8:35	9:44	6:58	31:49			
SHSU	31	7	14	0	10	0	3-10-2	15	32-54	23-28-0	213	1	60-267	7-300	3-1	4-30	4-12	0-0	3-3	3-14	1-3	8:28	6:25	5:16	8:02	28:11			

## GS RED ZONE SUMMARY

OPPONENT	SCORE	TIMES IN				RUSH		PASS		FAILED TO SCORE INSIDE 20						
		RED ZONE	SCORES	POINTS	TDS	TDS	TDS	FGS	FGA	DNOWNS	INT	FUM	HALF	GAME		
Boise St.	L, 45-56	7	7	45	6	4	2	1	1	0	0	0	0	0		
at Nevada	W, 20-17	1	1	3	0	0	0	1	1	0	0	0	0			
South Carolina St.	W, 42-14	6	5	35	5	3	2	0	1	0	0	0	0			
at Ole Miss	L, 13-52	2	2	10	1	0	1	1	1	0	0	0	0			
at Georgia St.	W, 38-21	4	4	28	4	3	1	0	0	0	0	0	0			
Marshall	W, 24-23	3	2	13	2	2	0	0	0	1	0	0	0			
James Madison	W, 28-14	3	3	21	3	0	3	0	0	0	0	0	0			
at Old Dominion	L, 19-47	1	1	6	1	0	1	0	0	0	0	0	0			
at South Alabama	W, 34-30	2	2	14	2	2	0	0	0	0	0	0	0			
Troy	L, 20-28	3	3	17	2	2	0	1	1	0	0	0	0			
at Coastal Carolina	W, 26-6	6	5	19	1	1	0	4	4	0	0	1	0			
App State	W, 29-20	3	3	22	3	2	1	0	0	0	0	0	0			
Sam Houston	L, 26-31	3	3	20	3	2	1	0	0	0	0	0	0			
<b>Totals 41 of 44 (93.2%)</b>		<b>44</b>	<b>41</b>	<b>253</b>	<b>33</b>	<b>21</b>	<b>12</b>	<b>8</b>	<b>9</b>	<b>1</b>	<b>0</b>	<b>1</b>	<b>0</b>			

## OPPONENT RED ZONE SUMMARY

OPPONENT	SCORE	TIMES IN				RUSH		PASS		FAILED TO SCORE INSIDE 20						
		RED ZONE	SCORES	POINTS	TDS	TDS	TDS	FGS	FGA	DNOWNS	INT	FUM	HALF	GAME		
Boise St.	L, 45-56	4	4	29	4	3	1	0	0	0	0	0	0			
Nevada	W, 20-17	3	3	17	2	1	1	1	1	0	0	0	0			
South Carolina St.	W, 42-14	2	2	14	2	2	0	0	0	0	0	0	0			
Ole Miss	L, 13-52	5	5	31	4	3	1	1	1	0	0	0	0			
Georgia St.	W, 38-21	1	1	7	1	1	0	0	0	0	0	0	0			
Marshall	W, 24-23	4	4	20	2	0	2	2	2	0	0	0	0			
James Madison	W, 28-14	2	0	0	0	0	0	0	1	1	0	0	0			
Old Dominion	L, 19-47	5	5	30	4	1	3	1	1	0	0	0	0			
South Alabama	W, 34-30	6	5	27	3	2	1	2	2	1	0	0	0			
Troy	L, 20-28	5	4	28	4	2	2	0	1	0	0	0	0			
Coastal Carolina	W, 26-6	2	1	3	0	0	0	1	1	0	1	0	0			
App State	W, 29-20	6	3	20	3	1	2	0	0	2	1	0	0			
Sam Houston	L, 26-31	3	3	17	2	2	0	1	1	0	0	0	0			
<b>Totals 40 of 48 (83.3%)</b>		<b>48</b>	<b>40</b>	<b>243</b>	<b>31</b>	<b>18</b>	<b>13</b>	<b>9</b>	<b>11</b>	<b>4</b>	<b>2</b>	<b>0</b>	<b>0</b>			



## GEORGIA SOUTHERN SUPERLATIVES

INDIVIDUAL		
RUSHES	23	Jalen White vs James Madison (10/19/2024)
YARDS RUSHING	134	Jalen White vs James Madison (10/19/2024)
TD RUSHES	3	Jalen White vs App State (11/30/2024)
	3	Jalen White vs Boise St. (08/31/2024)
LONG RUSH	49	Jalen White vs James Madison (10/19/2024)
PASS ATTEMPTS	50	JC French vs Boise St. (08/31/2024)
PASS COMPLETIONS	28	JC French vs Boise St. (08/31/2024)
YARDS PASSING	322	JC French vs Boise St. (08/31/2024)
TD PASSES	3	JC French vs James Madison (10/19/2024)
LONG PASS	59	JC French at Old Dominion (10/24/2024)
RECEPTIONS	9	Josh Dallas at Georgia St. (09/28/2024)
YARDS RECEIVING	98	Derwin Burgess Jr. at Coastal Carolina (11/23/2024)
TD RECEPTIONS	2	Josh Dallas at South Alabama (11/02/2024)
LONG RECEPTION	59	Josh Dallas at Old Dominion (10/24/2024)
PUNTS	8	Alex Smith at Ole Miss (09/21/2024)
PUNTING AVG	50.7	Alex Smith vs South Carolina St. (09/14/2024)
LONG PUNT	63	Alex Smith vs South Carolina St. (09/14/2024)
PUNTS INSIDE 20	4	Alex Smith vs Marshall (10/12/2024)
LONG PUNT RETURN	31	Josh Dallas vs Sam Houston (N) (12/19/2024)
LONG KICKOFF RETURN	61	DeAndre Buchannon vs South Carolina St. (09/14/2024)
TACKLES	14	Marques Watson-Trent vs James Madison (10/19/2024)
	14	Marques Watson-Trent at Nevada (09/07/2024)
SACKS	1.5	Marques Watson-Trent vs James Madison (10/19/2024)
TACKLES FOR LOSS	2	Davion Rhodes at Coastal Carolina (11/23/2024)
	2	Marques Watson-Trent vs James Madison (10/19/2024)
	2	Cam Williams vs Marshall (10/12/2024)
	2	Marques Watson-Trent at Georgia St. (09/28/2024)
TEAM		
RUSHES	48	at Georgia St. (09/28/2024)
YARDS RUSHING	261	at Georgia St. (09/28/2024)
YARDS PER RUSH	5.4	at Georgia St. (09/28/2024)
TD RUSHES	4	at Georgia St. (09/28/2024)
	4	Boise St. (08/31/2024)
PASS ATTEMPTS	50	Boise St. (08/31/2024)
PASS COMPLETIONS	28	Boise St. (08/31/2024)
YARDS PASSING	329	Marshall (10/12/2024)
YARDS PER PASS	8.8	South Carolina St. (09/14/2024)
TD PASSES	3	at South Alabama (11/02/2024)
	3	at Old Dominion (10/24/2024)
	3	James Madison (10/19/2024)
TOTAL PLAYS	87	at Georgia St. (09/28/2024)
TOTAL OFFENSE	498	at Georgia St. (09/28/2024)
YARDS PER PLAY	6.9	at Old Dominion (10/24/2024)
POINTS	45	Boise St. (08/31/2024)
SACKS BY	6	James Madison (10/19/2024)
FIRST DOWNS	30	at Georgia St. (09/28/2024)
PENALTIES	10	at Nevada (09/07/2024)
PENALTY YARDS	100	at Nevada (09/07/2024)
TURNOVERS	5	vs Sam Houston (N) (12/19/2024)
PUNTS	8	at Ole Miss (09/21/2024)
PUNTING AVG	50.7	South Carolina St. (09/14/2024)
LONG PUNT	63	South Carolina St. (09/14/2024)
PUNTS INSIDE 20	4	Marshall (10/12/2024)
LONG PUNT RETURN	31	vs Sam Houston (N) (12/19/2024)

## OPPONENT SUPERLATIVES

INDIVIDUAL		
RUSHES	24	Ahmani Marshall vs App State (11/30/2024)
YARDS RUSHING	267	Ashton Jeanty vs Boise St. (08/31/2024)
TD RUSHES	6	Ashton Jeanty vs Boise St. (08/31/2024)
LONG RUSH	77	Ashton Jeanty vs Boise St. (08/31/2024)
PASS ATTEMPTS	45	Christian Veilleux at Georgia St. (09/28/2024)
PASS COMPLETIONS	26	Matthew Caldwell vs Troy (11/16/2024)
YARDS PASSING	382	Jaxson Dart at Ole Miss (09/21/2024)
TD PASSES	4	Colton Joseph at Old Dominion (10/24/2024)
	4	Jaxson Dart at Ole Miss (09/21/2024)
LONG PASS	76	Christian Veilleux at Georgia St. (09/28/2024)
RECEPTIONS	12	Jamaal Pritchett at South Alabama (11/02/2024)
YARDS RECEIVING	225	Tre Harris at Ole Miss (09/21/2024)
TD RECEPTIONS	2	Demariyon Houston at Old Dominion (10/24/2024)
	2	Toby Payne vs Marshall (10/12/2024)
	2	Tre Harris at Ole Miss (09/21/2024)
LONG RECEPTION	76	Ted Hurst at Georgia St. (09/28/2024)
FIELD GOALS	3	Laith Marjan at South Alabama (11/02/2024)
	3	Rece Verhoff vs Marshall (10/12/2024)
LONG FIELD GOALS	51	Rece Verhoff vs Marshall (10/12/2024)
PUNTS	7	Jadon Cardell vs Sam Houston (N) (12/19/2024)
PUNTING AVG	48.5	Ryan Hanson vs James Madison (10/19/2024)
LONG PUNT	72	Dyson Roberts vs South Carolina St. (09/14/2024)
PUNTS INSIDE 20	3	Ryan Hanson vs James Madison (10/19/2024)
LONG PUNT RETURN	16	Ife Adeyi vs Sam Houston (N) (12/19/2024)
LONG KICKOFF RETURN	41	Braylon McReynolds at South Alabama (11/02/2024)
TACKLES	17	Jacob Dobbs vs James Madison (10/19/2024)
SACKS	2.5	Deeve Harris vs Marshall (10/12/2024)
TACKLES FOR LOSS	3	Courtney McBride Jr. at South Alabama (11/02/2024)
INTERCEPTIONS	2	Jaylon Jimmerson vs Sam Houston (N) (12/19/2024)
TEAM		
RUSHES	43	Marshall (10/12/2024)
YARDS RUSHING	371	Boise St. (08/31/2024)
YARDS PER RUSH	10.6	Boise St. (08/31/2024)
TD RUSHES	7	Boise St. (08/31/2024)
PASS ATTEMPTS	45	at Georgia St. (09/28/2024)
PASS COMPLETIONS	26	Troy (11/16/2024)
YARDS PASSING	388	at Ole Miss (09/21/2024)
YARDS PER PASS	11.8	at Ole Miss (09/21/2024)
TD PASSES	4	at Old Dominion (10/24/2024)
	4	at Ole Miss (09/21/2024)
TOTAL PLAYS	77	at Nevada (09/07/2024)
TOTAL OFFENSE	651	Boise St. (08/31/2024)
YARDS PER PLAY	9.9	Boise St. (08/31/2024)
POINTS	56	Boise St. (08/31/2024)
SACKS BY	5	Marshall (10/12/2024)
FIRST DOWNS	27	Troy (11/16/2024)
PENALTIES	14	at Nevada (09/07/2024)
PENALTY YARDS	135	at Ole Miss (09/21/2024)
TURNOVERS	4	at Coastal Carolina (11/23/2024)
PUNTS	7	vs Sam Houston (N) (12/19/2024)
PUNTING AVG	48.5	James Madison (10/19/2024)
LONG PUNT	72	South Carolina St. (09/14/2024)
PUNTS INSIDE 20	3	James Madison (10/19/2024)
LONG PUNT RETURN	16	vs Sam Houston (N) (12/19/2024)

# 2024 SCORING SUMMARIES



## GEORGIA SOUTHERN SCORING DRIVES

OPPONENT	PLAYS	YDS	DRIVE		DRIVE	SCORING
			TIME	CLOCK		
BOI	9	50	4:15	2nd/13:28	BOI-50	Jalen White 2 Yd Rush
BOI	5	18	1:36	2nd/11:00	BOI-31	Gavin Stewart 31 Yd Field Goal
BOI	11	81	2:10	2nd/00:18	GS-19	Dalen Cobb 18 Yd Catch
BOI	8	75	3:23	3rd/11:37	GS-25	JC French 11 Yd Rush
BOI	8	33	2:58	3rd/6:48	BOI-33	Jalen White 1 Yd Rush
BOI	5	75	2:37	4th/13:30	GS-25	Beau Johnson 3 Yd Catch
BOI	11	65	3:38	4th/2:04	GS-35	Jalen White 1 Yd Rush
NEV	5	65	2:03	1st/7:30	GS-35	Joshua Thompson 35 Yd Catch
NEV	11	63	6:22	1st/1:08	GS-25	Gavin Stewart 30 Yd Field Goal
NEV	8	80	3:53	2nd/12:15	GS-20	Dalen Cobb 24 Yd Catch
NEV	8	25	2:12	3rd/9:07	GS-45	Gavin Stewart 48 Yd Field Goal
SCSU	8	49	3:05	1st/8:36	SCSU-49	Tyler Fromm 13 Yd TD Catch
SCSU	4	65	1:26	2nd/12:07	GS	Jalen White 1 Yd Rush
SCSU	6	50	3:26	2nd/7:07	GS-35	OJ Arnold 14 Yd TD Catch
SCSU	5	59	1:28	3rd/13:27	GS-50	OJ Arnold 15 Yd Rush
SCSU				3rd/10:48		Tracy Hill 60 Yd INT Return
SCSU	13	80	8:10	4th/2:47	GS-20	Jalen White 2 Yd Rush
Ole Miss	11	75	5:27	2nd/14:12	GS-25	Derwin Burgess Jr. 12 Yd Catch
Ole Miss	10	50	4:12	3rd/0:14	GS-26	Gavin Stewart 42 Yd Field Goal
Ole Miss	11	60	5:41	4th/1:56	GS-25	Gavin Stewart 33 Yd Field Goal
GAST	11	61	5:41	1st/6:21	GS-39	Josh Dallas 1-Yd TD Catch
GAST	7	82	2:40	1st/2:54	GS-18	OJ Arnold 32-Yd Rush
GAST	10	45	2:43	2nd/13:54	GS-20	Gavin Stewart 53 Yd Field Goal
GAST	12	98	5:31	2nd/4:39	GS-2	OJ Arnold 1 Yd Rush
GAST	8	76	3:18	3rd/2:33	GS-24	Jalen White 8 Yd Rush
GAST	14	96	7:27	4th/4:10	GS-4	Jalen White 16 Yd Rush
MAR	8	46	3:15	1st/2:13	GS-30	Gavin Stewart 42 Yd Field Goal
MAR				4th/6:45	MAR-2	Cam Williams Safety
MAR	9	63	0:14	4th/6:31	GS-37	Dexter Williams 1 Yd Rush
MAR	6	51	1:50	4th/2:15	GS-49	David Mbadanga 3 Yd Rush
MAR	7	66	0:55	4th/1:00	GS-34	Derwin Burgess Jr. 34 Yd Catch
JMU	6	78	2:12	1st/4:23	GS-22	David Mbadanga 29 Yd Rush
JMU	18	96	9:14	2nd/3:48	GS-9	Derwin Burgess Jr. 5 Yd Catch
JMU	5	58	0:42	2nd/1:43	JMU-48	Tyler Fromm 15 Yd Catch
JMU	7	75	3:37	3rd/4:43	GS-25	Elija Walton 2 Yd Catch
ODU	3	62	0:40	2nd/7:51	GS-38	Josh Dallas 59 Yd Catch
ODU	6	93	2:54	3rd/0:24	GS-7	Dalen Cobb 55 Yd Catch
ODU	12	77	4:47	4th/5:34	GS-23	OJ Arnold 4 Yd Catch
USA	16	81	7:25	1st/7:30	GS-19	David Mbadanga 1 Yd Rush
USA	11	66	4:52	2nd/8:17	GS-34	Josh Dallas 23 Yd Catch
USA	2	46	0:34	4th/14:53	USA-46	Josh Dallas 45 Yd Catch
USA	2	21	0:35	4th/14:09	USA-21	Jalen White 2 Yd Rush
USA	10	74	4:47	4th/8:14	GS-26	Dalen Cobb 22 Yd Catch
TROY	12	80	5:44	1st/1:56	GS-20	Josh Dallas 4 Yd Rush
TROY	10	82	2:28	2nd/0:27	GS-15	Gavin Stewart 21 Yd Field Goal
TROY	10	75	5:16	3rd/2:34	GS-25	OJ Arnold 1 Yd Rush
TROY	6	48	2:51	4th/10:43	GS-25	Gavin Stewart 45 Yd Field Goal
CCU	15	71	6:43	1st/8:17	GS-25	Gavin Stewart 22 Yd Field Goal
CCU	2	55	0:30	1st/6:55	GS-45	Marcus Sanders Jr. 30 Yd Catch
CCU	9	32	4:18	2nd/5:47	CCU-41	Gavin Stewart 27 Yd Field Goal
CCU	2	2	0:09	4th/6:05	CCU-2	Jalen White 2 Yd Rush
CCU	4	4	2:14	4th/5:32	CCU-25	Gavin Stewart 39 Yd Field Goal
APP	12	75	6:13	1st/8:47	GS-25	Josh Dallas 10 Yd Catch
APP	11	84	5:51	2nd/2:51	GS-16	Jalen White 4 Yd Rush
APP	11	75	5:57	4th/13:36	GS-25	Jalen White 3 Yd Rush
APP	8	86	2:47	4th/1:05	GS-14	Jalen White 35 Yd Rush
SHSU	11	80	5:16	2nd/9:15	GS-20	Josh Dallas 17 Yd Catch
SHSU	10	55	1:04	2nd/0:00	GS-14	Gavin Stewart 49 Yd Field Goal
SHSU	5	56	2:53	3rd/7:14	GS-44	Jalen White 1 Yd Rush
SHSU	8	26	3:56	3rd/0:05	GS-43	Gavin Stewart 49 Yd Field Goal
SHSU	9	58	1:41	4th/0:09	GS-42	JC French 1 Yd Rush

## GEORGIA SOUTHERN SCORING

**61 Total Scores (24 Run, 21 Pass, 14 FG, 1 Safety, 1 Defense)**

- 12 First Quarter Scores (4 Run, 5 Pass, 3 Field Goals, 0 Special Teams, 0 Safety, 0 Defense)
- 18 Second Quarter Scores (4 Run, 9 Pass, 5 Field Goals, 0 Special Teams, 0 Safety, 0 Defense)
- 12 Third Quarter Scores (6 Run, 2 Pass, 3 Field Goals, 0 Special Teams, 0 Safety, 1 Defense)
- 19 Fourth Quarter Scores (10 Run, 5 Pass, 3 Field Goals, 0 Special Teams, 1 Safety, 0 Defense)
- 0 Overtime Scores (0 Run, 0 Pass, 0 Field Goal)

### GEORGIA SOUTHERN

Most Plays in a Scoring Drive: 18 (TD)(18-96-9:14) vs James Madison

Fewest Plays in a Scoring Drive: 2 (Four Times)

(TD)(1-46-0:34) at South Alabama

(TD)(2-21-0:35) at South Alabama

(TD)(2-55-0:30) at Coastal Carolina

(TD)(2-2-0:09) at Coastal Carolina

Longest Scoring Drive: 98 Yards (12-98-5:31) at Georgia State

Shortest Scoring Drive: 2 Yards (TD)(2-2-0:09) at Coastal Carolina

Longest TOP Scoring Drive: 9:14 (TD)(18-96-9:14) vs James Madison

Shortest TOP Scoring Drive: 0:09 (TD)(2-2-0:09) at Coastal Carolina



# 2024 MISCELLANEOUS STATISTICS

## 3RD-DOWN CONVERSIONS

DATE	OPPONENT	OVERALL	1ST QTR	2ND QTR	3RD QTR	4TH QTR	OVERTIME
08/31/2024	Boise St. L, 45-56	12-19 (63.2)	3-5 (60.0)	3-5 (60.0)	3-3 (100.0)	3-6 (50.0)	0-0 (0.0)
09/07/2024	at Nevada W, 20-17	2-10 (20.0)	0-0 (0.0)	1-3 (33.3)	0-4 (0.0)	1-3 (33.3)	0-0 (0.0)
09/14/2024	South Carolina St. W, 42-14	4-9 (44.4)	1-2 (50.0)	0-1 (0.0)	0-1 (0.0)	3-5 (60.0)	0-0 (0.0)
09/21/2024	at Ole Miss L, 13-52	3-16 (18.8)	1-3 (33.3)	1-6 (16.7)	0-3 (0.0)	1-4 (25.0)	0-0 (0.0)
09/28/2024	at Georgia St. W, 38-21	9-16 (56.3)	3-4 (75.0)	2-4 (50.0)	1-3 (33.3)	3-5 (60.0)	0-0 0.0
10/12/2024	Marshall W, 24-23	5-15 (33.3)	1-3 (33.3)	0-3 (0.0)	2-4 (50.0)	2-5 (40.0)	0-0 (0.0)
10/19/2024	James Madison, W 28-14	9-13 (69.2)	1-1 (100.0)	5-6 (83.3)	2-3 (66.7)	1-3 (33.3)	0-0 (0.0)
10/24/2024	at Old Dominion L, 19-47	6-12 (50.0)	0-2 (0.0)	3-5 (60.0)	0-2 (0.0)	3-3 (100.0)	0-0 (0.0)
11/02/2024	at South Alabama W, 34-30	7-16 (43.8)	4-5 (80.0)	2-5 (40.0)	0-2 (0.0)	1-4 (25.0)	0-0 (0.0)
11/16/2024	Troy L, 20-28	3-8 (37.5)	1-1 (100.0)	1-4 (25.0)	1-2 (50.0)	0-1 (0.0)	0-0 (0.0)
11/23/2024	at Coastal Carolina W, 26-6	8-17 (47.1)	3-5 (60.0)	1-3 (33.3)	2-4 (50.0)	2-5 (40.0)	0-0 (0.0)
11/30/2024	App State W, 29-20	6-11 (54.5)	1-3 (33.3)	2-3 (66.7)	1-1 (100.0)	2-4 (50.0)	0-0 (0.0)
	vs. Sam Houston L, 26-31	7-16 (43.8)	0-3 (0.0)	2-5 (40.0)	2-4 (50.0)	3-4 (75.0)	0-0 (0.0)
	<b>Ga. Southern</b>	<b>81-178 (45.5)</b>	<b>19-37 (51.4)</b>	<b>23-53 (43.4)</b>	<b>14-36 (38.9)</b>	<b>25-52 (48.1)</b>	<b>0-0 (0.0)</b>
	<b>Opponents</b>	<b>81-173 (46.8)</b>	<b>20-45 (44.4)</b>	<b>18-44 (40.9)</b>	<b>23-42 (54.8)</b>	<b>20-42 (47.6)</b>	<b>0-0 (0.0)</b>

## 4TH-DOWN CONVERSION

DATE	OPPONENT	OVERALL	1ST QTR	2ND QTR	3RD QTR	4TH QTR	OVERTIME
08/31/2024	Boise St. L, 45-56	1-2 (50.0)	0-0 (0.0)	0-0 (0.0)	0-0 (0.0)	1-2 (50.0)	0-0 (0.0)
09/07/2024	at Nevada W, 20-17	0-0 (0.0)	0-0 (0.0)	0-0 (0.0)	0-0 (0.0)	0-0 (0.0)	0-0 (0.0)
09/14/2024	South Carolina St. W, 42-14	1-1 (100.0)	0-0 (0.0)	0-0 (0.0)	0-0 (0.0)	1-1 (100.0)	0-0 (0.0)
09/21/2024	at Ole Miss L, 13-52	2-2 (100.0)	1-1 (100.0)	1-1 (100.0)	0-0 (0.0)	0-0 (0.0)	0-0 (0.0)
09/28/2024	at Georgia St. W, 38-21	0-0 (0.0)	0-0 (0.0)	0-0 (0.0)	0-0 (0.0)	0-0 (0.0)	0-0 (0.0)
10/12/2024	Marshall W, 24-23	1-2 (50.0)	0-0 (0.0)	0-0 (0.0)	0-1 (0.0)	1-1 (100.0)	0-0 (0.0)
10/19/2024	James Madison W, 28-14	1-2 (50.0)	0-0 (0.0)	0-0 (0.0)	0-1 (0.0)	1-1 (100.0)	0-0 (0.0)
10/24/2024	at Old Dominion L, 19-47	0-0 (0.0)	0-0 (0.0)	0-0 (0.0)	0-0 (0.0)	0-0 (0.0)	0-0 (0.0)
11/02/2024	at South Alabama W, 34-30	3-4 (75.0)	1-1 (100.0)	1-1 (100.0)	0-1 (0.0)	1-1 (100.0)	0-0 (0.0)
11/16/2024	Troy L, 20-28	0-0 (0.0)	0-0 (0.0)	0-0 (0.0)	0-0 (0.0)	0-0 (0.0)	0-0 (0.0)
11/23/2024	at Coastal Carolina W, 26-6	0-0 (0.0)	0-0 (0.0)	0-0 (0.0)	0-0 (0.0)	0-0 (0.0)	0-0 (0.0)
11/30/2024	App State W, 29-20	1-1 (100.0)	1-1 (100.0)	0-0 (0.0)	0-0 (0.0)	0-0 (0.0)	0-0 (0.0)
12/19/24	vs Sam Houston L, 26-31	2-2 (100.0)	0-0 (0.0)	1-1 (100.0)	0-0 (0.0)	1-1 (100.0)	0-0 (0.0)
	<b>Ga. Southern</b>	<b>12-16 (75.0)</b>	<b>3-3 (100.0)</b>	<b>3-3 (100.0)</b>	<b>0-3 (0.0)</b>	<b>6-7 (85.7)</b>	<b>0-0 (0.0)</b>
	<b>Opponents</b>	<b>7-19 (36.8)</b>	<b>0-1 (0.0)</b>	<b>1-4 (25.0)</b>	<b>3-5 (60.0)</b>	<b>3-9 (33.3)</b>	<b>0-0 (0.0)</b>

## TIME OF POSSESSION

DATE	OPPONENT	OVERALL	1ST QTR	2ND QTR	3RD QTR	4TH QTR	OVERTIME
08/31/2024	Boise St. L, 45-56	31:29	04:47	10:03	06:21	10:18	00:00
09/07/2024	at Nevada W, 20-17	22:39	02:03	08:17	07:37	04:42	00:00
09/14/2024	South Carolina St. W, 42-14	27:22	03:49	07:43	04:23	11:27	00:00
09/21/2024	at Ole Miss L, 13-52	34:26	02:36	14:49	08:08	08:53	00:00
09/28/2024	at Georgia St. W, 38-21	39:10	10:11	11:41	06:02	11:16	00:00
10/12/2024	Marshall W, 24-23	29:03	05:44	05:04	09:15	09:00	00:00
10/19/2024	James Madison W, 28-14	33:59	05:14	11:25	09:18	08:02	00:00
10/24/2024	at Old Dominion L, 19-47	25:08	02:06	08:37	07:29	06:56	00:00
11/02/2024	at South Alabama W, 34-30	31:52	07:35	11:09	03:49	09:19	00:00
11/16/2024	Troy L, 20-28	21:29	05:44	05:40	06:38	03:27	00:00
11/23/2024	at Coastal Carolina W, 26-6	38:45	09:02	09:32	03:31	16:40	00:00
11/30/2024	App State W, 29-20	29:27	07:50	07:42	01:06	12:49	00:00
12/19/2024	vs Sam Houston L, 26-31	31:49	06:32	08:35	09:44	06:58	00:00
	<b>Ga. Southern</b>	<b>Total 396:32</b>	<b>73:13</b>	<b>120:17</b>	<b>83:21</b>	<b>119:41</b>	<b>00:00</b>
		<b>Avg. 30:30</b>	<b>05:38</b>	<b>09:15</b>	<b>06:25</b>	<b>09:12</b>	<b>00:00</b>
	<b>Opponents</b>	<b>Total 383:22</b>	<b>96:10</b>	<b>100:14</b>	<b>87:16</b>	<b>99:42</b>	<b>00:00</b>
		<b>Avg. 29:29</b>	<b>07:24</b>	<b>07:43</b>	<b>06:43</b>	<b>07:40</b>	<b>00:00</b>

## MISCELLANEOUS STATS

Captains		Coin Toss	GS's First Choice	GS's First Play	GS's First Possession	Opp. First Possession	Game Time	Game Length	Jerseys	Pants	Result
BOI	Burgess, Smith, Watson-Trent, White	GS	Defer	French Pass	Punt	Punt	4:05	4:13	Blue	White	L, 45-56
NEV	Burgess, Smith, Watson-Trent, White	GS	Defer	White Rush	TD	TD	4:05 (PT)	3:21	White	White	W, 20-17
SCSU	Burgess, Smith, Watson-Trent, White	GS	Defer	White Rush	TD	Punt	6:05	3:09	Blue	White	W, 42-14
Ole Miss	Burgess, Smith, Watson-Trent, White	Ole Miss	Receive	Cobb Rush	Fumble	TD	6:45 (CT)	3:25	White	White	L, 13-52
GA State	Burgess, Smith, Watson-Trent, White	GA State	Defer	White Rush	Punt	Punt	3:35	3:29	White	White	W, 38-21
MAR	Burgess, Smith, Watson-Trent, White	GS	Defer	French Pass	Punt	FG	8:05	4:07	White	White	W, 24-23
JMU	Burgess, Smith, Watson-Trent, White	GS	Defer	French Pass	Interception	Punt	4:02	3:27	Blue	White	W, 28-14
ODU	Burgess, Watson-Trent, White	GS	Defer	French Pass	Punt	Punt	7:05	3:25	White	White	L, 19-47
USA	Boyd, Broadway, Burgess, White	USA	Defer	White Rush	TD	FG	6:35	3:34	White	White	W, 34-30
TROY	Burgess, Smith, Watson-Trent, White	GS	Defer	White Rush	TD	Missed FG	4:02	3:13	Blue	White	L, 20-28
CCU	Burgess, Watson-Trent, White	GS	Receive	French Pass	Field Goal	Punt	3:32	3:14	White	White	W, 26-6
APP	Burgess, Smith, Watson-Trent, White	GS	Receive	White Rush	TD	Interception	6:02	3:32	Blue	Blue	W, 29-20
SHSU	Burgess, Smith, Watson-Trent, White	SHSU	Receive	White Rush	Interception	Punt	6:03	3:41	Blue	Blue	L, 26-31

# 2024 BIG PLAYS



## 25-YARD PLAYS

YARDS	TYPE	PLAYERS	OPPONENT
100*	KR	Buchannon	Appalachian State

YARDS	TYPE	PLAYERS	OPPONENT
80	KR	Buchannon	Texas State

YARDS	TYPE	PLAYERS	OPPONENT
76*	Pass	Brin to Cobb	Georgia St.

YARDS	TYPE	PLAYERS	OPPONENT
68	Pass	Brin to Burgess Jr.	Wisconsin
65*	Pass	Brin to Burgess Jr.	Ohio

YARDS	TYPE	PLAYERS	OPPONENT
52*	Pass	Brin to Burgess Jr.	ULM
50*	IR	Watson-Trent	Georgia St.

YARDS	TYPE	PLAYERS	OPPONENT
47*	Pass	Brin to Cobb	Marshall
45	Rush	White	ULM
43	Pass	Brin to Barden	Marshall
43	IR	T. Smith	ULM
43	Pass	Brin to Hood	Coastal Carolina
43	Pass	Brin to Thompson	Ball State
41	Pass	Brin to Thompson	Wisconsin

YARDS	TYPE	PLAYERS	OPPONENT
39	Pass	Brin to Cobb	Ohio
39	Pass	Hood+Arnold from Brin	Appalachian State
39*	Rush	Arnold	UAB
39*	Rush	White	Texas State
38	Pass	Brin to Hood	Texas State
38	Rush	Arnold	Ball State
37	PR	Hood	Marshall
35	Pass	Brin to Hood	Ball State
33	KR	Cobb	UAB
32*	Pass	Brin to Mcafee	Texas State
32	KR	Cobb	Ball State
31	Rush	White	ULM
30*	Pass	Brin to Sanders Jr.	Georgia St.
30	Pass	Brin to Burgess Jr.	The Citadel

YARDS	TYPE	PLAYERS	OPPONENT
29	Rush	Mbadinga	Ohio
29	KR	Cobb	Appalachian State
29	Rush	White	Coastal Carolina
28	KR	Buchannon	Ohio
28	Pass	Brin to Mcafee	Old Dominion
28*	IR	T. Davis	ULM
27	Pass	Brin to Upshaw	James Madison
27	Pass	Brin to Cobb	Coastal Carolina
27	Pass	Brin to Cobb	Wisconsin
26	Pass	Brin to Upshaw	Old Dominion
26	KR	Buchannon	James Madison
26*	Pass	Arnold to Burgess Jr.	UAB
25*	Pass	French to Hood	Appalachian State
25	Pass	Brin to Cobb	Appalachian State
25	Pass	Brin to Burgess Jr.	Marshall
25	KR	Buchannon	Texas State
25	PR	Hood	The Citadel
25	Pass	Brin to Hood	UAB
25*	Pass	Brin to Mcafee	Wisconsin
25	Rush	Arnold	Ball State

\* - Indicates touchdown was scored on the play

## LONGEST PLAYS BY THE NUMBERS

PLAYS	NO	TD
100+	1	1
90-99	0	0
80-89	1	0
70-79	1	1
60-69	2	1
50-59	2	2
40-49	8	1
30-39	13	4
20-29	61	7

25+ YARD PLAYS BY TYPE	NO	TD
Rushing	8	2
Passing	25	9
Punt returns	2	0
Kick returns	8	1
Interceptions	3	2
Fumble returns	0	0
Other	0	0
<b>TOTAL</b>	<b>43</b>	<b>13</b>

## LONGEST PLAYS OF THE YEAR

### RUSHING

45	Jalen White vs ULM (10/21/2023)
----	---------------------------------

### RUSHING TOUCHDOWN

39	Jalen White vs Texas State (11/4/2023)
39	OJ Arnold vs UAB (9/9/2023)

### PASSING

76	Dalen Cobb from Davis Brin vs Georgia St. (10/26/2023)
----	--

### PASSING TOUCHDOWN

76	Dalen Cobb from Davis Brin vs Georgia St. (10/26/2023)
----	--

### PUNT RETURN

37	Khaleb Hood vs Marshall (11/11/2023)
----	--------------------------------------

### KICK RETURN

100	DeAndre Buchannon vs Appalachian State (11/25/2023)
-----	---

### INTERCEPTION RETURN

50	Marques Watson-Trent vs Georgia St. (10/26/2023)
----	--

### FUMBLE RETURN

2	Damel Hickman vs Coastal Carolina (9/30/2023)
---	---

### FIELD GOAL RETURN

-	
---	--

### PUNT

58	Alex Smith vs Ball State (9/23/2023)
----	--------------------------------------

### FIELD GOAL

48	Michael Lantz vs The Citadel (9/2/2023)
----	---

## 25-YARD PLAYS PER PLAYER

PLAYER	NO	TD	RUSH	PASS	KR	PR	IR	FR
Dalen Cobb	9	2	0	7	2	0	0	0
Khaleb Hood	7	1	0	5	0	2	0	0
Derwin Burgess Jr.	6	3	0	6	0	0	0	0
OJ Arnold	5	1	3	2	0	0	0	0
DeAndre Buchannon	5	1	0	0	5	0	0	0
Jalen White	4	1	4	0	0	0	0	0
Jjay Mcafee	3	2	0	3	0	0	0	0
Joshua Thompson	2	0	0	2	0	0	0	0
Keaton Upshaw	2	0	0	2	0	0	0	0
Jaylon Barden	1	0	0	1	0	0	0	0
Tyrell Davis	1	1	0	0	0	0	1	0
David Mbadinga	1	0	1	0	0	0	0	0
Marcus Sanders Jr.	1	1	0	1	0	0	0	0
TJ Smith	1	0	0	0	0	0	1	0
Marques Watson-Trent	1	1	0	0	0	0	1	0



# EAGLES IN THE NATIONAL RANKINGS

A look at how Georgia Southern ranked in the Sun Belt (out of 14 teams) and how the Eagles compared in the NCAA rankings (out of 133 ranked teams).

CATEGORY	STAT	FBS	SBC	INDIVIDUAL (Top 80 Only)	Stat	FBS
Scoring Offense	28.0	69	7	<b>FORCED FUMBLES</b>		
Scoring Defense	27.6	85	6	Marques Watson-Trent	0.33	6
Total Offense	365.4	90	12	<b>TOTAL TACKLES</b>		
Total Defense	428.6	115	12	Marques Watson-Trent	10.0	8
Rushing Offense	127.6	101	13	<b>COMBINED KICK RETURNS</b>		
Rushing Defense	170.0	95	6	DeAndre Buchannon	561	10
Passing Offense	237.8	53	6	<b>KICKOFF RETURNS</b>		
Passing Defense	258.6	119	14	DeAndre Buchannon	22.4	27
Passing Efficiency	133.6	71	7	<b>RUSHING TOUCHDOWNS</b>		
Passing Efficiency Defense	137.6	89	7	Jalen White	13	28
Pass Completion Percentage	64.8	31	4	<b>COMPLETION PERCENTAGE</b>		
Passing Yards per Completion	10.7	119	14	JC French	65.6	28
Kickoff Returns	21.3	45	5	<b>COMPLETIONS PER GAME</b>		
Kickoff Return Defense	16.8	16	1	JC French	20.7	29
Punt Returns	7.6	83	10	<b>FIELD GOALS PERCENTAGE</b>		
Punt Return Defense	4.6	20	2	Gavin Stewart	83.3	33
Passes Had Intercepted	11	68	8	<b>PUNTING</b>		
Passes Intercepted	13	36	5	Alex Smith	42.7	40
Net Punting	41.6	17	1	<b>PASSING YARDS</b>		
Sacks By	1.6	99	10	JC French	2,831	41
Sacks Allowed	2.2	80	10	<b>TOTAL TOUCHDOWNS</b>		
Tackles for Loss	4.9	95	9	Jalen White	13	41
Tackles for Loss Allowed	6.0	91	13	<b>INTERCEPTIONS PER GAME</b>		
First Downs Offense	283	41	4	Chance Gamble	0.3	47
First Downs Defense	273	101	10	<b>PASSING YARDS PER GAME</b>		
3rd Down Conversion Percentage	45.5	22	3	JC French	217.8	52
Opponent 3rd Down Conversion Percentage	46.8	121	13	<b>TOTAL INTERCEPTIONS</b>		
4th Down Conversion Percentage	75.0	5	1	Chance Gamble	3	53
Opponent 4th Down Conversion Percentage	36.8	10	1	Marc Stampley II	3	53
Penalties per Game (fewest)	5.62	57	6	<b>TOTAL OFFENSE</b>		
Penalty Yards per Game (fewest)	48.3	49	4	JC French	236.2	58
Time of Possession	30:30	51	5	<b>PASSING TOUCHDOWNS</b>		
Turnovers Gained	19	54	7	JC French	17	59
Turnovers Lost	22	105	11	<b>FIELD GOALS PER GAME</b>		
Turnover Margin	-0.23	81	9	Gavin Stewart	1.15	59
Fumbles Recovered	6	71	8	<b>PASSING EFFICIENCY</b>		
Fumbles Lost	11	117	12	JC French	131.9	76
Red Zone Offense	93.2	4	3	<b>RECEIVING TOUCHDOWNS</b>		
Red Zone Defense	83.3	72	5	Josh Dallas	6	77
Blocked Kicks	1	60	8			
Blocked Kicks Allowed	0	1	1			

GAME 1 • AUG. 31, 2024 • ALLEN E. PAULSON STADIUM • STATESBORO, GA.

## BOISE STATE 56 GEORGIA SOUTHERN 45

SCORING SUMMARY	1	2	3	4	F
BRONCOS (1-0)	14	14	8	20	56
EAGLES (0-1)	0	16	14	15	45

ATTENDANCE • 24,134

**STATESBORO** - Ashton Jeanty scored six touchdowns and ran for 267 yards as the Boise State football team downed Georgia Southern, 56-45, at Allen E. Paulson at Evans Family Field.

The Broncos jumped out to a 14-0 lead in the first quarter when Jeanty broke off two long touchdown runs. The Eagles got on the board in the second quarter when Jalen White punched it in from 2 yards out. Right before the end of the half, Dalen Cobb hauled in an 18-yard touchdown catch on a spectacular grab to get the Eagles back into it.

The Eagles built on the momentum from the end of the first half and came out strong in the second half. On the first drive, French scored on an 11-yard run, and then after a fourth-down stop by the defense deep in Boise territory, White scored from 1 yard out to give the Eagles their first lead of the game thanks to a 21-0 run.

After falling behind again, French connected with Beau Johnson on a 3-yard touchdown pass to give Southern the lead back. On the next play, Jeanty went 75 yards for his sixth score. A late scoring run from White, his career-high third score of the game, capped the scoring.

In his first game as a starter, French went 28 for 50 and 322 yards with two scores against no interceptions. Derwin Burgess Jr. led the Eagles with 93 yards on four catches.

### SCORING SUMMARY

BOI	10:28 re 1st - Jeanty 77 run (Dalmas kick)
BOI	2:50 re 1st - Jeanty 26 run (Dalmas kick)
GS	13:28 re 2nd - White 2 run (run failed)
GS	11:00 re 2nd - FG Stewart 31
BOI	9:19 re 2nd - Jeanty 1 run (Dalmas kick)
BOI	2:33 re 2nd - Jeanty 5 run (Dalmas kick)
GS	0:18 re 2nd - Cobb 18 pass from French (Stewart kick)
GS	11:37 re 3rd - French 11 run (Stewart kick)
GS	6:48 re 3rd - White 1 run (Stewart kick)
BOI	1:07 re 3rd - Jeanty 1 run (Camper pass)
GS	13:30 re 4th - Johnson 3 pass from French (Stewart kick)
BOI	13:17 re 4th - Jeanty 75 run (pass failed)
BOI	7:43 re 4th - Gaines 38 run (Dalmas kick)
BOI	5:42 re 4th - Gaines 17 pass from Madsen (Dalmas kick)
GS	2:04 re 4th - White 1 run (French rush)

### TEAM STATISTICS

	BOI	GS
First downs	23	27
Rushing yds.	35-371	35-139
Passing yds.	280	322
Passes	22-31-1	28-50-0
Total Offense	651	461
Punts-avg.	1-48.0	4-39.8
Fumbles-lost	1-0	4-1
Penalties-yds.	8-90	4-35
Time of poss.	28:31	31:29
Sacks by	4-21	0-0

### INDIVIDUAL TOTALS

**RUSHING** — BOI, Jeanty 20-267, Gaines 12-110, Team 3-(-26); GS, French 16-39, White 11-35, Cobb 2-30, Arnold 1-14, Buchannon 1-11, Mbadinga 3-8, Burgess Jr. 1-2.

**PASSING** — BOI, Madsen 11-31-1-280; GS, French 29-50-0-322.

**RECEIVING** — BOI, Caples 5-81, Camper 4-99, Gaines 3-44, Jeanty 3-4, Bates 2-17, Marshall 2-13, Lauter 2-13, Ford 1-9; GS, Burgess Jr. 4-93, Cobb 4-55, White 4-14, Bunkley-Shelton 3-22, Dallas 3-20, Buchannon 2-46, Fromm 2-26, Sanders Jr. 2-21, Johnson 2-10, Kenerson 1-14, Arnold 1-(-1).

GAME 2 • SEPT. 7, 2024 • MACKEY STADIUM • RENO, NEV.

## GEORGIA SOUTHERN 20 NEVADA 17

SCORING SUMMARY	1	2	3	4	F
EAGLES (1-1)	7	10	3	0	20
WOLF PACK (1-2)	14	0	3	0	17

ATTENDANCE • 16,245

**RENO, Nev.** - The Georgia Southern football team went across the country and pulled off a hard-fought 20-17 victory over Nevada at Mackay Stadium.

Trailing 7-0 after one drive, JC French led the Eagles down the field and connected with Joshua Thompson on a 35-yard touchdown pass. The Wolf Pack scored on their second drive, and Gavin Stewart cut into the lead with a 30-yard field goal early in the second quarter. Trailing by four, French hit Dalen Cobb with a 24-yard touchdown pass with just three seconds left.

The Eagles increased their lead to six midway through the third quarter when Stewart drilled a career-long 48-yard field goal. The Wolf Pack got a field goal late in the third quarter and threatened to take the lead midway through the fourth quarter on a long run, but Marques Watson-Trent forced a fumble at the 3-yard line, and Chance Gamble pounced on the ball in the end zone to end the drive. Late in the fourth quarter, the GS defense made a big stop on fourth down to get the ball back and then held off a Hail Mary play at the final horn to seal the victory.

French led the way on offense, completing 23 of 37 passes for 243 yards and two touchdowns. Cobb led the offense with seven catches for 81 yards and a score. Defensively, Marques Watson-Trent led the defense with 14 tackles.

### SCORING SUMMARY

NEV	9:33 re 1st - Braham 15 pass from Lewis (Killam kick)
GS	7:30 re 1st - Thompson 35 pass from French (Stewart kick)
NEV	1:08 re 1st - Lewis 2 rush (Killam kick)
GS	12:15 re 2nd - FG Stewart 30
GS	0:03 re 2nd - Cobb 24 pass from French (Stewart kick)
GS	9:07 re 3rd - FG Stewart 48
NEV	2:40 re 3rd - FG Killam 27

### TEAM STATISTICS

	GS	NEV
First downs	20	26
Rushing yds.	19-42	42-227
Passing yds.	243	271
Passes	23-37-0	23-35-0
Total Offense	285	498
Punts-avg.	6-40.7	4-36.2
Fumbles-lost	0-0	2-1
Penalties-yds.	10-100	14-134
Time of poss.	22:39	37:21
Sacks by	1-6	1-2

### INDIVIDUAL TOTALS

**RUSHING** — GS, Arnold 7-23, White 7-21, Mbadinga 1-6, French 3-(-1), Buchannon 1-(-7); NEV, Lewis 18-97, Red 11-89, Garwo III 9-28, Bellon 2-16, Braham 1-1, Team 1-(-4).

**PASSING** — GS, French 23-37-0-243; NEV, Lewis 23-35-0-271.

**RECEIVING** — GS, Cobb 7-81, Burgess Jr. 5-52, Arnold 4-33, Dallas 2-23, White 2-8, Thompson 1-35, Bunkley-Shelton 1-10, Sanders Jr. 1-9; NEV, Braham 9-110, Smith 4-103, Garwo III 4-12, Bellon 3-37, Henry 2-5, Red 1-4.



GAME 3 • SEPT. 14, 2024 • ALLEN E. PAULSON STADIUM • STATESBORO, GA.

## SOUTH CAROLINA STATE 14 GEORGIA SOUTHERN 42

SCORING SUMMARY	1	2	3	4	F
BULODGS (1-2)	0	7	7	0	14
EAGLES (2-1)	7	14	14	7	42

ATTENDANCE • 21,617

**STATESBORO** - Behind four touchdowns coming from running backs, the Georgia Southern football squad pulled away from South Carolina State in the second half to pick up a 42-14 victory at Allen E. Paulson Stadium/Evans Family Field in non-conference action.

After a quick stop from the defense, the Eagles marched down the field and scored on a 13-yard touchdown catch from tight end Tyler Fromm. Jalen White punched it in for a 1-yard touchdown that was set up by a 58-yard pass to Josh Dallas and the Eagles widened their lead on the next drive when OJ Arnold caught a 14-yard pass from JC French.

In the second half, French led the Eagles down the field before Arnold scored his second touchdown, this time on a 15-yard rush. On the next drive, Tracy Hill Jr. stepped in front of an Eric Phoenix pass and took the interception back 60 yards for his first Pick Six. White scored his second touchdown of the game with a 2-yard run at 2:47, which accounted for the final score.

French completed 17 of 23 passes for 211 yards and two touchdowns. Arnold and White both scored twice, while Dalen Cobb led the receivers with four catches for 39 yards. Fromm had a career-high four catches for 35 yards and a score. Marques Watson-Trent led the defense with seven tackles, while Cam Williams and Chance Gamble both posted six.

### SCORING SUMMARY

GS	8:36 re 1st - Fromm 13 pass from French (Stewart kick)
SCSU	13:39 re 2nd - Duehart 4 run (Gallegos kick)
GS	12:07 re 2nd - White 1 run (Stewart kick)
GS	7:07 re 2nd - Arnold 14 pass from French (Stewart kick)
GS	13:27 re 3rd - Arnold 15 run (Stewart kick)
GS	10:48 re 3rd - Hill Jr. 60 interception return (Stewart kick)
SCSU	5:11 re 3rd - Duehart 1 run (Zimmerman kick)
GS	2:47 re 4th - White 2 run (Stewart kick)

### TEAM STATISTICS

	SCSU	GS
First downs	19	21
Rushing yds.	31-112	33-140
Passing yds.	206	211
Passes	24-39-1	17-24-0
Total Offense	318	351
Punts-avg.	6-42.8	3-50.7
Fumbles-lost	0-0	0-0
Penalties-yds.	7-72	6-42
Time of poss.	32:38	27:22
Sacks by	1-6	2-10

### INDIVIDUAL TOTALS

**RUSHING** — SCSU, Phoenix 8-63, Duehart 15-26, Adams 5-17, Simmons 3-6; GS, Arnold 4-42, White 13-41, Mbadinga 3-22, French 8-19, Sanders Jr. 1-13, Cobb 1-4, Buchannon 1-4, Team 2-(-5).

**PASSING** — SCSU, Phoenix 24-38-1-206, Stubblefield 0-1-0-0; GS, French 17-23-0-211, Cobb 0-1-0-0.

**RECEIVING** — SCSU, High 10-81, Smith-Brown 6-41, Carter 3-20, Toney 2-45, Adams 2-17, Duehart 1-2; GS, Cobb 4-39, Fromm 4-35, Bunkley-Shelton 2-30, White 2-5, Buchannon 2-3, J. Dallas 1-58, Burgess Jr. 1-27, Arnold 1-14.

GAME 4 • SEPT. 21, 2024 • VAUGHT-HEMINGWAY STADIUM • OXFORD, MISS.

## GEORGIA SOUTHERN 13 #5 OLE MISS 52

SCORING SUMMARY	1	2	3	4	F
EAGLES (2-2)	0	7	3	3	13
REBELS (4-0)	17	7	14	14	52

ATTENDANCE • 67,505

**OXFORD, Miss.** - The fifth-ranked Ole Miss Rebels jumped out to a quick 17-0 lead and didn't look back in downing the Georgia Southern football squad, 52-13, in front of a record crowd of 67,505 at Vaught-Hemingway Stadium.

The Rebels took the opening kickoff and scored in two plays just 31 seconds in and then the Eagles fumbled on their first play. The defense held tight to force a field goal, but the Rebels got another touchdown later in the period to take a 17-0 lead. Early in the second quarter, JC French led a 10-play, 75-yard scoring drive that ended with running back OJ Arnold connecting with Derwin Burgess Jr. on a 12-yard scoring pass, the first TD scored against the Rebels on the season.

The Rebels scored the next three touchdowns to pull away, but the Eagles kept fighting. French led the team on a 10-play scoring drive late in the third quarter aided by three Ole Miss personal fouls, before Gavin Stewart capped off with a 42-yard field goal. Stewart nailed a 33-yard field goal with just less than two minutes remaining to account for the final score.

Chance Gamble led the defense with seven tackles and also had his first interception as an Eagle after picking off four at Kennesaw State. Marques Watson-Trent and Davon Gilmore also had seven tackles. Burgess Jr. had five catches for 53 yards and a score.

### SCORING SUMMARY

MISS	14:29 re 1st - Wells Jr. 35 pass from Dart (Davis kick)
MISS	13:16 re 1st - FG Davis 28
MISS	4:39 re 1st - Watkins 23 pass from Dart (Davis kick)
GS	14:12 re 2nd - Burgess Jr. 12 pass from Arnold (Stewart kick)
MISS	8:08 re 2nd - Harris 70 pass from Dart (Davis kick)
MISS	9:00 re 3rd - Pegues 1 run (Davis kick)
MISS	4:33 re 3rd - Parrish Jr. 5 run (Davis kick)
GS	0:14 re 3rd - FG Stewart 42
MISS	14:30 re 4th - Harris 36 pass from Dart (Davis kick)
MISS	7:37 re 4th - Thomas 1 run (Davis kick)
GS	1:56 re 4th - FG Stewart 33

### TEAM STATISTICS

	GS	MISS
First downs	17	26
Rushing yds.	37-38	36-219
Passing yds.	157	388
Passes	23-33-1	23-33-1
Total Offense	195	607
Punts-avg.	8-40.9	1-39.0
Fumbles-lost	3-1	0-0
Penalties-yds.	6-51	11-135
Time of poss.	34:26	25:34
Sacks by	0-0	3-16

### INDIVIDUAL TOTALS

**RUSHING** — GS, White 7-24, Williams II 3-19, Mbadinga 8-15, Arnold 6-12, Team 1-(-3), French 10-(-5), Buchannon 1-(-17), Cobb 1-(-17); MISS, Parrish Jr. 13-89, Jones 8-36, Dart 5-36, Thomas 4-30, Amos 3-18, Bentley IV 2-9, Pegues 1-1.

**PASSING** — GS, French 20-28-1-109, Williams II 2-4-0-36, Arnold 1-12; MISS, Dart 22-31-1-382, Simmons 1-1-0-6, Team 0-1-0-0.

**RECEIVING** — GS, Burgess Jr. 5-53, Cobb 4-29, Arnold 4-13, Fromm 3-11, White 3-7, Bradshaw 1-31, Bunkley-Shelton 1-7, Buchannon 1-5, Dallas 1-1; MISS, Harris 11-225, Wells Jr. 3-66, Watkins 3-36, Prieskorn 2-8, Lee 1-31, Wright 1-14, Davis 1-6, Jones 1-2

GAME 5 • SEPT. 8, 2024 • CENTER PARC STADIUM • ATLANTA, GA.

## GEORGIA SOUTHERN GEORGIA STATE

# 38 21

SCORING SUMMARY	1	2	3	4	F
EAGLES (3-2, 1-0)	14	10	7	7	38
PANTHERS (2-2, 0-1)	7	0	14	0	21

ATTENDANCE • 18,808

**ATLANTA** - A dominating offensive performance led the Georgia Southern football squad to a big 38-21 victory over in-state rival Georgia State at Center Parc Stadium. The Eagle offense piled up 261 yards and four touchdowns on the ground and racked up 498 yards of total offense while the defense recorded three interceptions to spark the win, the second straight over the Panthers.

After the two teams traded punts to start the game, JC French connected with Josh Dallas on a 1-yard touchdown pass. The Panthers wasted little time in responding, hitting a 76-yard touchdown pass two plays later to tie it back up. On the next drive, OJ Arnold popped free for a 32-yard scoring run to put the Eagles back up.

Early in the second quarter, Gavin Stewart launched a career-long 53-yard field goal to make it 17-7. Arnold later punched it in from 1-yard out to make it 24-7 but State rallied to make it 24-21 before missing a potential tying field goal in the third quarter. Jalen White later scored a pair of touchdowns to put the game away.

White ran for 114 yards and two scores while Arnold ran for a career-high 110 yards and two scores. Dallas caught a career-high nine passes for 89 yards and a score and the defense collected three interceptions.

GAME 6 • OCT. 12, 2024 • ALLEN E. PAULSON STADIUM • STATESBORO, GA.

## MARSHALL GEORGIA SOUTHERN

# 23 24

SCORING SUMMARY	1	2	3	4	F
THUNDERING HERD (3-3, 1-1)	6	10	7	0	23
EAGLES (4-2, 2-0)	3	0	0	21	24

ATTENDANCE • 24,048

**STATESBORO** - A 34-yard touchdown pass from Dexter Williams II to Derwin Burgess Jr. with a minute left and a late interception by Marc Stampley II secured the largest second-half comeback in the history of Allen E. Paulson Stadium as the Georgia Southern football team rallied to score three touchdowns in the final 6:31 to stun Marshall, 24-23, in Sun Belt action.

After a safety with just over 10 minutes left, Georgia Southern cut into the lead late in the game when Williams II scored on a 1-yard touchdown run at the 6:32 mark. David Mbadanga scored on a 2-yard run with 2:15 left to make it 23-18. On the next drive, Watson-Trent forced his second fumble with 1:55 left in the game. Williams II, who was in for an injured JC French, completed passes of 10 yards to Dalen Cobb, 19 yards on 3rd and 17 to LV Bunkley-Shelton, 10 yards to Cobb, and then the dagger to Burgess Jr. to give the Eagles their first lead.

JC French threw for 194 yards and Williams II accounted for 148 yards of total offense in late action. Cobb led the way with six catches for 93 yards while Burgess Jr. hauled in seven passes for 84 yards and a score. Bunkley-Shelton had six grabs for 66 yards and Tyler Fromm added four catches for 71 yards. Watson-Trent led the way defensively with 10 tackles, including 1.5 for loss, and two forced fumbles while Justin Meyers had nine stops.

### SCORING SUMMARY

GS	6:21 re 1st - Dallas 1 pass from French (Stewart kick)
GAST	5:34 re 1st - Hurst 76 pass from Veilleux (Rickman kick)
GS	2:54 re 1st - Arnold 32 run (Stewart kick)
GS	13:54 re 2nd - FG Stewart 53
GS	4:39 re 2nd - Arnold 1 run (Stewart kick)
GAST	11:40 re 3rd - Brock 1 run (Rickman kick)
GAST	9:22 re 3rd - Fleming 58 pass from Veilleux (Rickman kick)
GS	2:33 re 3rd - White 8 run (Stewart kick)
GS	4:10 re 4th - White 16 run (Stewart kick)

### TEAM STATISTICS

	GS	GAST
First downs	30	15
Rushing yds.	48-261	15-29
Passing yds.	237	356
Passes	24-39-0	23-45-3
Total Offense	498	385
Punts-avg.	5-42.8	6-47.5
Fumbles-lost	4-2	1-0
Penalties-yds.	2-15	4-45
Time of poss.	39:10	20:50
Sacks by	1-13	3-15

### INDIVIDUAL TOTALS

**RUSHING** — GS, White 22-114, Arnold 11-110, French 9-30, Mbadanga 3-11, Team 3-(-4); GAST, Brock 10-36, Wilkerson 1-5, Dukes 2-2, Ford 1-(-1), Veilleux 1-(-13).

**PASSING** — GS, French 24-39-0-237; GAST, Veilleux 23-45-356.

**RECEIVING** — GS, Dallas 9-89, Burgess Jr. 4-20, Bunkley-Shelton 3-28, Johnson 3-22, Thompson 2-39, Fromm 1-19, Cobb 1-15, White 1-5; GAST, Hurst 4-112, Dukes 4-21, Riles 3-51, Williams 3-44, Fleming 2-58, Ford 2-13, Tucker 1-24, Laney 1-17, Brock 1-8, Robinson 1-5, Wilkerson 1-3.

### SCORING SUMMARY

MU	11:56 re 1st - FG Verhoff 36
MU	5:28 re 1st - FG Verhoff 51
GS	2:13 re 1st - FG Stewart 42
MU	12:28 re 2nd - FG Verhoff 42
MU	4:49 re 2nd - Payne 3 pass from Braxton (Verhoff kick)
MU	7:05 re 3rd - Payne 11 pass from Braxton (Verhoff kick)
GS	10:08 re 4th - Safety
GS	6:31 re 4th - Williams II 1 run (run failed)
GS	2:15 re 4th - Mbadanga 3 run (Stewart kick)
GS	1:00 re 4th - Burgess Jr. 34 pass from Williams II (pass failed)

### TEAM STATISTICS

	MU	GS
First downs	18	21
Rushing yds.	43-200	33-93
Passing yds.	189	329
Passes	18-29-1	26-41-1
Total Offense	389	422
Punts-avg.	5-38.4	7-46.4
Fumbles-lost	2-2	1-1
Penalties-yds.	11-79	6-50
Time of poss.	31:03	28:57
Sacks by	5-17	1-2

### INDIVIDUAL TOTALS

**RUSHING** — MU, Turner 14-97, Earle 12-45, Braxton 8-36, Houston 6-18, Payne 3-4; GS, French 11-25, Mbadanga 3-22, White 7-18, Arnold 7-16, Williams II 4-13, Team 1-(-1).

**PASSING** — MU, Earle 9-17-1-97, Braxton 9-12-0-92; GS, French 16-26-1-194, Williams II 10-14-0-135, Team 0-1-0-0.

**RECEIVING** — MU, Fitzpatrick 5-49, Montgomery 4-45, Chester 2-46, Houston 2-25, Payne 2-14, Brown 1-4, Turner 1-2; GS, Burgess Jr. 7-84, Cobb 6-93, Bunkley-Shelton 6-66, Fromm 4-71, Arnold 2-5, Dallas 1-10.



GAME 7 • OCT. 19, 2024 • ALLEN E. PAULSON STADIUM • STATESBORO, GA.

## JAMES MADISON GEORGIA SOUTHERN

14  
28

SCORING SUMMARY	1	2	3	4	F
DUKES (5-2, 1-2)	0	0	7	7	14
EAGLES (5-2, 3-0)	7	14	7	0	28

ATTENDANCE • 20,153

**STATESBORO** - Buoyed by a stifling defense and an opportunistic and ball-control offense, the Georgia Southern football team downed James Madison 28-14 at Allen E. Paulson Stadium/Evans Family Field.

The Eagles committed two early turnovers, but the defense held stiff both times, allowing no points. On the next drive, David Mbadinga broke free around the right side for a 29-yard touchdown run. After two more forced punts, the Eagles went on an 18-play, 96-yard touchdown drive that took 9:14 off the clock and culminated with a 5-yard touchdown pass to Derwin Burgess Jr. The Dukes punted for the fourth straight drive and French led the Eagles back down on another scoring driver, hitting Tyler Fromm from 15 yards out with 1:43 left.

JMU cut into the lead with an 11-yard Pick Six, but the Eagles didn't flinch and drove 75 yards for a touchdown as French hit Elija Walton on a 2-yard scoring pass with 4:43 left in the third quarter. JMU got a big 35-yard touchdown pass early in the fourth quarter, to cut it the deficit to 14 points, but could not get any closer as the Eagles closed out the game with another stop.

French threw three touchdown passes and Jalen White racked up 134 yards on the ground. Marques Watson-Trent tallied 14 tackles, including 2.0 for loss and 1.5 sacks to lead the defense.

### SCORING SUMMARY

GS	4:23 re 1st - Mbadinga 29 run (Stewart kick)
GS	3:48 re 2nd - Burgess Jr. 5 pass from French (Stewart kick)
GS	1:43 re 2nd - Fromm 15 pass from French (Stewart kick)
JMU	8:20 re 3rd - Barksdale 11 yd interception return (Lipinski kick)
GS	4:43 re 3rd - Walton 2 pass from French (Stewart kick)
JMU	14:32 re 4th - Dollison 35 pass from Barnett III (Lipinski kick)

### TEAM STATISTICS

	JMU	GS
First downs	16	24
Rushing yds.	32-67	40-190
Passing yds.	186	215
Passes	22-41-0	24-33-3
Total Offense	253	405
Punts-avg.	6-48.5	2-44.5
Fumbles-lost	1-0	1-1
Penalties-yds.	10-66	5-30
Time of poss.	26:01	33:59
Sacks by	1-12	6-47

### INDIVIDUAL TOTALS

**RUSHING** — JMU, Pettaway 13-63, W. Knight 4-23, Purdy 3-6, Team 1(-5), Barnett III 11(-20); GS, White 23-134, Mbadinga 8-38, Buchannon -11, French 7-8, Team 1(-1).

**PASSING** — JMU, Barnett III 22-41-0-186; GS, French 24-33-3-215.

**RECEIVING** — JMU, Ross 5-40, Y. Knight 4-38, Dollison 3-52, Pettaway 3-18, Thompson 3-16, Hudson 2-11, Kyle 1-9, W. Knight 1-3; GS, Burgess Jr. 5-52, Dallas 5-34, Cobb 4-27, Fromm 2-44, Bunkley-Shelton 2-21, White 2-21, Johnson 2-12, Gibbs 1-2, Walton 1-2.

GAME 8 • OCT. 24, 2024 • S.B. BALLARD STADIUM • NORFOLK, VA.

## GEORGIA SOUTHERN OLD DOMINION

19  
47

SCORING SUMMARY	1	2	3	4	F
EAGLES (5-3, 3-1)	0	7	6	6	19
MONARCHS (4-4, 3-1)	3	17	14	3	47

ATTENDANCE • 18,281

**NORFOLK, Va.** - Old Dominion jumped out to a 20-0 lead and never looked back in downing the Georgia Southern football squad, 47-19, in Thursday night action at S.B. Ballard Stadium.

After the two teams traded punts to start the game, the Monarchs got on the board with an 8-yard touchdown pass and then scored on the next drive to take a 13-0 lead with Elhadj Fall blocking the PAT. In the second quarter, the Monarchs scored quickly after an Eagle fumble to increase the lead to 20. The GS defense got its legs under it and forced a three-and-out and then JC French hit Josh Dallas on a 59-yard touchdown pass to get the Eagles on the board. ODU responded with a field goal to make it 23-7 late in the first half and then scored a touchdown with 46 seconds left to make it 30-7.

The Eagles got the ball to start the second half but committed a turnover on the second play that led to ODU's fifth touchdown of the game. Trailing 44-7, French hit Dalen Cobb on a flea flicker to score on a 55-yard touchdown pass late in the third quarter and then Dexter Williams II hit OJ Arnold on a 4-yard pass with 5:34 left in the game to account for the final score.

French threw for 259 yards and two touchdowns while Cobb led the offense with seven catches for 95 yards and a score. Dallas had three grabs for 90 yards.

### SCORING SUMMARY

ODU	8:07 re 1st - Roche 8 pass from Joseph (Sanchez kick)
ODU	1:17 re 1st - Houston 23 pass from Joseph (kick blocked)
ODU	13:49 re 2nd - Conroy 56 pass from Joseph (Sanchez kick)
GS	7:51 re 2nd - Dallas 59 pass from French (Stewart kick)
ODU	3:40 re 2nd - FG Sanchez 29
ODU	0:46 re 2nd - Houston 7 pass from Joseph (Sanchez kick)
ODU	11:24 re 3rd - Young 9 run (Sanchez kick)
ODU	3:24 re 3rd - Joseph 30 run (Sanchez kick)
GS	0:24 re 3rd - Cobb 55 pass from French (kick failed)
ODU	10:37 re 4th - FG Sanchez 38
GS	5:34 re 4th - Arnold 4 pass from Williams II (kick failed)

### TEAM STATISTICS

	GS	ODU
First downs	17	26
Rushing yds.	24-113	41-256
Passing yds.	303	304
Passes	21-36-1	20-27-0
Total Offense	416	560
Punts-avg.	5-42.0	4-34.0
Fumbles-lost	3-1	1-0
Penalties-yds.	6-57	4-50
Time of poss.	25:08	34:52
Sacks by	1-4	0-0

### INDIVIDUAL TOTALS

**RUSHING** — GS, Arnold 7-36, French 4-23, Mbadinga 6-23, Williams II 4-19, Budge 1-9, White 2-6; ODU, Young 14-77, Joseph 8-69, Duke 7-59, Roche 3-28, Sims 6-18, Henicle 2-8, Paige 1-3.

**PASSING** — GS, French 17-29-1-259, Williams II 4-7-0-44; ODU, Joseph 20-26-0-304, Henicle 0-1-0-0.

**RECEIVING** — GS, Cobb 7-95, Burgess Jr. 4-59, Dallas 3-90, Bunkley-Shelton 2-32, Sanders Jr. 2-18, Fromm 2-5, Arnold 1-4; ODU, Paige 7-100, Houston 4-64, Conroy 3-83, Vines 3-32, Alston 2-17, Roche 1-8.

GAME 9 • NOV. 2, 2024 • HANCOCK WHITNEY STADIUM • MOBILE, ALA.

## GEORGIA SOUTHERN SOUTH ALABAMA

34  
30

SCORING SUMMARY	1	2	3	4	F
EAGLES (6-3, 4-1)	7	7	0	20	34
JAGUARS (4-5, 3-2)	3	10	17	0	30

ATTENDANCE • 19,667

**MOBILE, Ala.** - Georgia Southern erased a 16-point fourth-quarter deficit to storm back and down South Alabama 34-30 at Hancock Whitney Stadium in Sun Belt Conference action. With the win, the Eagles become bowl-eligible for the third consecutive year.

The Eagles took the opening kickoff and marched 81 yards on 16 plays in 7:25, scoring on a 1-yard touchdown run from David Mbadinga. JC French hit David Dallas for a 23-yard touchdown midway through the second quarter to make it 14-3. USA then scored 27 straight points to take a 30-14 lead before the Eagles mounted a comeback. On the first play of the fourth quarter, French found a streaking Dallas down the middle for a 45-yard touchdown, his second of the game. Terrance Gibbs stripped the ball on the ensuing kickoff and Evan Lester Jr. recovered it to swing the momentum. Two plays later, Jalen White took it in from 2 yards out to quickly bring the Eagles back to within three. The defense got a stop and after French left with an injury, Dexter Williams II finished off the drive with a 22-yard touchdown pass to Dalen Cobb.

South Alabama had a few chances late, but Marc Stampley II picked off his third pass of the season to end one drive and then back-to-back sacks by Da'Shawn Davis and Davon Gilmore on third and fourth down, respectively, thwarted the Jags' last drive.

### SCORING SUMMARY

GS	7:30 re 1st - Mbadinga 1 run (Stewart kick)
USA	3:30 re 1st - FG Marjan 41
GS	8:17 re 2nd - Dallas 23 pass from French (Stewart kick)
USA	4:26 re 2nd - Bothwell 1 run (Marjan kick)
USA	0:07 re 2nd - FG Marjan 35
USA	10:17 re 3rd - FG Marjan 24
USA	5:08 re 3rd - Bothwell 22 run (Marjan kick)
USA	0:34 re 3rd - Pritchett 0 pass from Lopez (Marjan kick)
GS	14:53 re 4th - Dallas 45 pass from French (run failed)
GS	14:09 re 4th - White 2 run (Stewart kick)
GS	8:14 re 4th - Cobb 22 pass from Williams II (Stewart kick)

### TEAM STATISTICS

	GS	USA
First downs	20	25
Rushing yds.	106	184
Passing yds.	231	274
Passes	25-33-0	23-32-1
Total Offense	337	458
Punts-avg.	5-42.4	2-39.0
Fumbles-lost	1-0	2-1
Penalties-yds.	5-41	13-99
Time of poss.	31:52	28:08
Sacks by	2-16	2-5

### INDIVIDUAL TOTALS

**RUSHING** — GS, White 18-71, French 11-22, Arnold 3-16, Mbadinga 1-1, Team 1-(-1), Williams 2-(-3); USA, Bullock 17-101, Lopez 7-43, Bothwell 6-31, Davenport 6-9.

**PASSING** — GS, French 22-27-0-198, Williams II 3-5-0-33, Cobb 0-1-0-0; USA, Lopez 22-30-1-257, Davenport 1-2-0-17.

**RECEIVING** — GS, Arnold 6-42, Dallas 5-96, Cobb 5-54, Burgess Jr. 4-21, Bunkley-Shelton 2-13, Fromm 2-4, White 1-1; USA, Pritchett 12-107, Voisin 5-66, Webb 3-57, Bullock 1-28, Thomas-Jones 1-12, Gibbs 1-4.

GAME 10 • NOV. 16, 2024 • ALLEN E. PAULSON STADIUM • STATESBORO, GA.

## TROY GEORGIA SOUTHERN

28  
20

SCORING SUMMARY	1	2	3	4	F
TROJANS (3-7, 2-4)	0	7	7	14	28
EAGLES (6-4, 4-2)	7	3	7	3	20

ATTENDANCE • 21,762

**STATESBORO** - The Troy football squad scored touchdowns on the first three drives it had the ball in the second half to propel itself to a 28-20 victory over Georgia Southern Saturday at Allen E. Paulson Stadium/Evans Family Field in Sun Belt action.

The Eagles struck first late in the first quarter when receiver Josh Dallas took an end-around for a 4-yard rushing touchdown. The Trojans tied it up early in the second period, but Gavin Stewart's 21-yard field goal late in the half gave the Eagles a 10-7 going into the locker room.

After the Eagles went 3-and-out to start the second half, the Trojans went down the field and took their first lead on a 4-yard touchdown pass. On the next drive, Southern marched down the field in 11 plays and scored when OJ Arnold earned a hard-fought 3-yard touchdown run. Troy responded with a quick scoring drive to take the lead back to start the final quarter. The Eagles had their drive stall in Troy's territory before Gavin Stewart drilled a 45-yard field goal.

Troy iced the game with a 16-play, 75-yard touchdown drive that took 8:11 off the clock and ended with a 1-yard scoring run by Matthew Caldwell with 2:32 left.

The Trojans went 11 for 14 on third downs, keeping the Eagle defense on the field for over 38 minutes while outgaining the Eagles 441-246 in total offense.

### SCORING SUMMARY

GS	1:56 re 1st - Dallas 4 run (Stewart kick)
TU	14:23 re 2nd - Dalton 6 pass from Caldwell (Renfro kick)
GS	0:27 re 2nd - FG Stewart 21
TU	7:50 re 3rd - Ross 4 pass from Caldwell (Renfro kick)
GS	2:34 re 3rd - Arnold 1 run (Stewart kick)
TU	13:34 re 4th - Caldwell 2 run (Renfro kick)
GS	10:43 re 4th - FG Stewart 45
TU	2:32 re 4th - Caldwell 1 run (Renfro kick)

### TEAM STATISTICS

	TU	GS
First downs	27	19
Rushing yds.	41-153	20-75
Passing yds.	288	171
Passes	26-32-0	17-28-1
Total Offense	441	246
Punts-avg.	2-28.5	3-44.0
Fumbles-lost	1-0	0-0
Penalties-yds.	11-89	4-32
Time of poss.	38:31	21:29
Sacks by	1-9	2-18

### INDIVIDUAL TOTALS

**RUSHING** — TU, Taylor 18-92, Green 5-41, Caldwell 12-13, Lovett 4-11, Ross 1-(-1), Team 1-(-3); GS, Arnold 6-27, White 6-19, Mbadinga 4-19, Dallas 2-18, Sanders Jr. 1-1, French 1-(-9).

**PASSING** — TU, Caldwell 26-32-0-288; GS, French 17-28-1-171.

**RECEIVING** — TU, Ross 10-95, Parker 4-35, Higgins 3-48, Conner 3-47, Dalton 3-40, Lovett 3-23; GS, Cobb 5-26, Dallas 4-69, Burgess Jr. 2-25, Arnold 2-20, White 2-9, Johnson 1-16, Mbadinga 1-6.



GAME 11 • NOV. 23, 2024 • BROOKS STADIUM • CONWAY, S.C.

## GEORGIA SOUTHERN COASTAL CAROLINA

# 26 6

SCORING SUMMARY	1	2	3	4	F
EAGLES (7-4, 5-2)	10	3	0	13	26
CHANTICLEERS (5-6, 2-5)	3	0	3	0	6

ATTENDANCE • 14,556

**CONWAY, S.C.** - The Georgia Southern defense forced four turnovers and allowed just two field goals as the Eagles earned a hard-fought 26-6 win over Coastal Carolina at Brooks Stadium.

The Eagles scored on their first two drives with Gavin Stewart hitting a 22-yard field goal and Marcus Sanders Jr. scoring on a 30-yard pass from JC French. The Chants got on the board late in the first quarter with a field goal and Stewart drilled a 27-yard field goal late in the first half after a Deontre Morris interception.

Coastal broke off a 67-yard run on the first drive of the second half, but the Eagle defense bowed up for a goal-line stand and forced the field goal. Stewart connected on a 36-yard field goal on the first play of the fourth quarter to take the lead back to 10 points. The defense continued to shine, forcing two more turnovers, first a fumble recovery by Jacob Ferguson and then an interception by Dorrian Smith that set up a 2-yard touchdown run by Jalen White that iced the game and Stewart hit his fourth field goal late to account for the final score.

French led the offense with 294 passing yards and a touchdown. Derwin Burgess Jr. caught eight passes for 98 yards. Defensively Marques Watson-Trent led the way with eight tackles while Morris, Smith and Chance Gamble each recorded an interception.

### SCORING SUMMARY

GS	8:17 re 1st - FG Stewart 22
GS	6:55 re 1st - Sanders Jr. 30 pass from French (Stewart kick)
CCU	2:46 re 1st - FG Hensley 39
GS	1:29 re 2nd - FG Stewart 27
CCU	12:43 re 3rd - FG Hensley 24
GS	14:56 re 4th - FG Stewart 36
GS	5:56 re 4th - White 2 run (Stewart kick)
GS	3:18 re 4th - FG Stewart 39

### TEAM STATISTICS

	GS	CCU
First downs	21	12
Rushing yds.	90	163
Passing yds.	294	117
Passes	25-38-0	11-32-3
Total Offense	384	280
Punts-avg.	3-40.0	5-36.0
Fumbles-lost	2-1	1-1
Penalties-yds.	7-50	3-25
Time of poss.	38:45	21:15
Sacks by	1-9	2-6

### INDIVIDUAL TOTALS

**RUSHING** — GS, White 13-46, Mbadinga 10-32, Arnold 7-12, Dallas 1-6, French 6-2, Team 1-(-1), Cobb 1-(-7); CCU, Bennett 16-138, Vasko 4-22, Washington 2-6, Kim 2-(-3).

**PASSING** — GS, French 25-38-0-294; CCU, Vasko 10-25-2-92, Kim 1-7-1-25.

**RECEIVING** — GS, Burgess Jr. 8-98, Bunkley-Shelton 3-43, Dallas 3-25, Fromm 3-19, Sanders Jr. 2-51, Cobb 2-30, Arnold 2-13, Mbadinga 1-13, White 1-2; CCU, McKie 5-78, Graves 2-9, Berrong 1-26, Tucker 1-9, Meiga 1-6, Bennett 1-5.

GAME 12 • NOV. 30, 2024 • ALLEN E. PAULSON STADIUM • STATESBORO, GA.

## APP STATE GEORGIA SOUTHERN

# 20 29

SCORING SUMMARY	1	2	3	4	F
MOUNTAINEERS (5-6, 3-5)	0	6	7	7	20
EAGLES (8-4, 6-2)	8	7	0	14	29

ATTENDANCE • 23,383

**STATESBORO** - Jalen White scored three touchdowns and ran for 125 yards to help lead the Georgia Southern football team to a heart-stopping 29-20 victory over App State at Allen E. Paulson Stadium/Evans Family Field.

The Eagles took the opening kickoff 75 yards for a touchdown drive that was capped off by a 10-yard pass from JC French to Josh Dallas, and then Matthew Daniel ran it in for the two-point conversion. The Eagle offense got rolling again late in the half and Jalen White punched it in from 4 yards out to give Southern a 15-6 lead. The Mountaineers had a chance to cut into the lead right before the half, but a goal-line stand on fourth down led by Davon Gilmore stopped the threat.

App scored on a pass with 4:33 left in the third quarter to cut the Eagles' lead to two points but French led the Eagles right back down the field and White trotted in for his second score of the game when he took it in from 3 yards out to widen the lead back to nine. The Mountaineers closed it to within two, but White took over late, rushing for 86 yards on the final drive, including the game-clinching 35-yard scoring run to ice it.

French threw for 166 yards and a score and ran for 52 yards while Marques Watson-Trent led the defense with 13 tackles. Tracy Hill Jr. and Jacob Ferguson both had interceptions.

### SCORING SUMMARY

GS	8:47 re 1st - Dallas 10 pass from French (Daniel run)
APP	8:48 re 2nd - Wilson 9 pass from Aguilar (run failed)
GS	2:51 re 2nd - White 4 run (Stewart kick)
APP	4:33 re 3rd - Jackson 6 pass from Aguilar (Hughes kick)
GS	13:36 re 4th - White 3 run (Stewart kick)
APP	8:16 re 4th - Marshall 1 run (Hughes kick)
GS	1:05 re 4th - White 35 run (Stewart kick)

### TEAM STATISTICS

	APP	GS
First downs	25	23
Rushing yds.	39-175	41-191
Passing yds.	290	166
Passes	19-35-2	16-19-0
Total Offense	465	357
Punts-avg.	2-43.5	3-42.3
Fumbles-lost	1-0	2-2
Penalties-yds.	10-93	7-65
Time of poss.	30:33	29:27
Sacks by	3-16	0-0

### INDIVIDUAL TOTALS

**RUSHING** — App, Marshall 24-127, Haywood 6-34, Castle 5-23, Aguilar 3-14, Team 1-(-23); GS, White 18-125, French 15-52, Arnold 4-8, Cobb 2-6, Mbadinga 1-1, Team 1-(-1).

**PASSING** — App, Aguilar 19-35-2-290; GS, French 16-19-0-166.

**RECEIVING** — App, Jackson 8-157, Wilson 5-57, Horn 2-31, Hetzel 2-25, Marshall 1-14, Castle 1-6; GS, Dallas 4-53, Bunkley-Shelton 3-34, Burgess Jr. 4-19, Fromm 1-18, Sanders Jr. 1-16, Cobb 1-13, Johnson 1-11, Arnold 1-2.

NEW ORLEANS BOWL • DEC. 19, 2024 • CAESARS SUPERDOME • NEW ORLEANS, LA.

## GEORGIA SOUTHERN SAM HOUSTON

# 26 31

SCORING SUMMARY	1	2	3	4	F
EAGLES (8-5)	0	10	9	7	26
BEARKATS (10-3)	7	14	0	10	31

ATTENDANCE • 13,151

**NEW ORLEANS** - Despite a valiant effort to the end, the Georgia Southern football team couldn't overcome five turnovers and fell to Sam Houston 31-26 Thursday night in the R+L Carriers New Orleans Bowl played inside Caesars Superdome.

The Bearkats (10-3) jumped out to an early lead when a JC French interception was returned 29 yards for a touchdown just three minutes into the game. In the second quarter, Tracy Hill Jr. forced a fumble that was recovered by Ayden Jackson, sparking the Eagles' offense. French eventually found Josh Dallas on a 17-yard touchdown pass to tie things up. Sam Houston went 75 yards in 3:29 on the ensuing drive to retake the lead late in the second quarter. A third interception by French led to a short touchdown drive for the Bearkats to make it 21-7 with 3:09 left in the half. The Eagles got a 49-yard field goal from Gavin Stewart as time expired to make it 21-10 going to the break.

The two teams exchanged punts to start the third quarter before a quality Eagle drive led to Jalen White punching it in from 1 yard out to make it 21-16 after the two-point conversion failed. The score was set up by a 43-yard pass from French to Marcus Sanders Jr. With five seconds left in the third quarter, Stewart drilled another 49-yard field goal to make it a two-point game.

Sam Houston scored 10 straight in the fourth quarter to widen the lead, but a French 1-yard touchdown run with 9 seconds left gave the Eagles hope. The inside kick wasn't successful and the Bearkats took a knee and began the celebration as the clock ran out.

White led the offense with 90 yards on the ground and a score. Derwin Burgess Jr. wrapped up his career with six catches for 56 yards and French threw for 212 yards and a score. Marques Watson-Trent led the defense with 10 tackles, his seventh double-digit tackling output of the year and 17th of his career. Justin Meyers, Davon Gilmore, Elhadj Fall and Davion Rhodes all had sacks for the defense, which gave up just 267 yards of offense, 54 on the ground.

### SCORING SUMMARY

SHSU	12:02 re 1st - Jimmerson 29 interception return (Pavon kick)
GS	9:15 re 2nd - Dallas 17 pass from French (Stewart kick)
SHSU	5:46 re 2nd - Evans 33 pass from Watson (Pavon kick)
SHSU	3:09 re 2nd - Watson 2 run (Pavon kick)
GS	0:00 re 2nd - FG Stewart 49
GS	7:14 re 3rd - White 1 run (run failed)
GS	0:05 re 3rd - FG Stewart 49
SHSU	11:37 re 4th - Watson 1 run (Pavon kick)
SHSU	1:57 re 4th - FG Pavon 21
GS	0:09 re 4th - French 1 run (Stewart kick)

### TEAM STATISTICS

	GS	SHSU
First downs	23	15
Rushing yds.	42-181	32-54
Passing yds.	212	213
Passes	20-35-4	23-28-0
Total Offense	393	267
Punts-avg.	4-42.0	7-42.9
Fumbles-lost	1-1	3-1
Penalties-yds.	5-60	4-30
Time of poss.	31:49	28:11
Sacks by	4-22	3-14

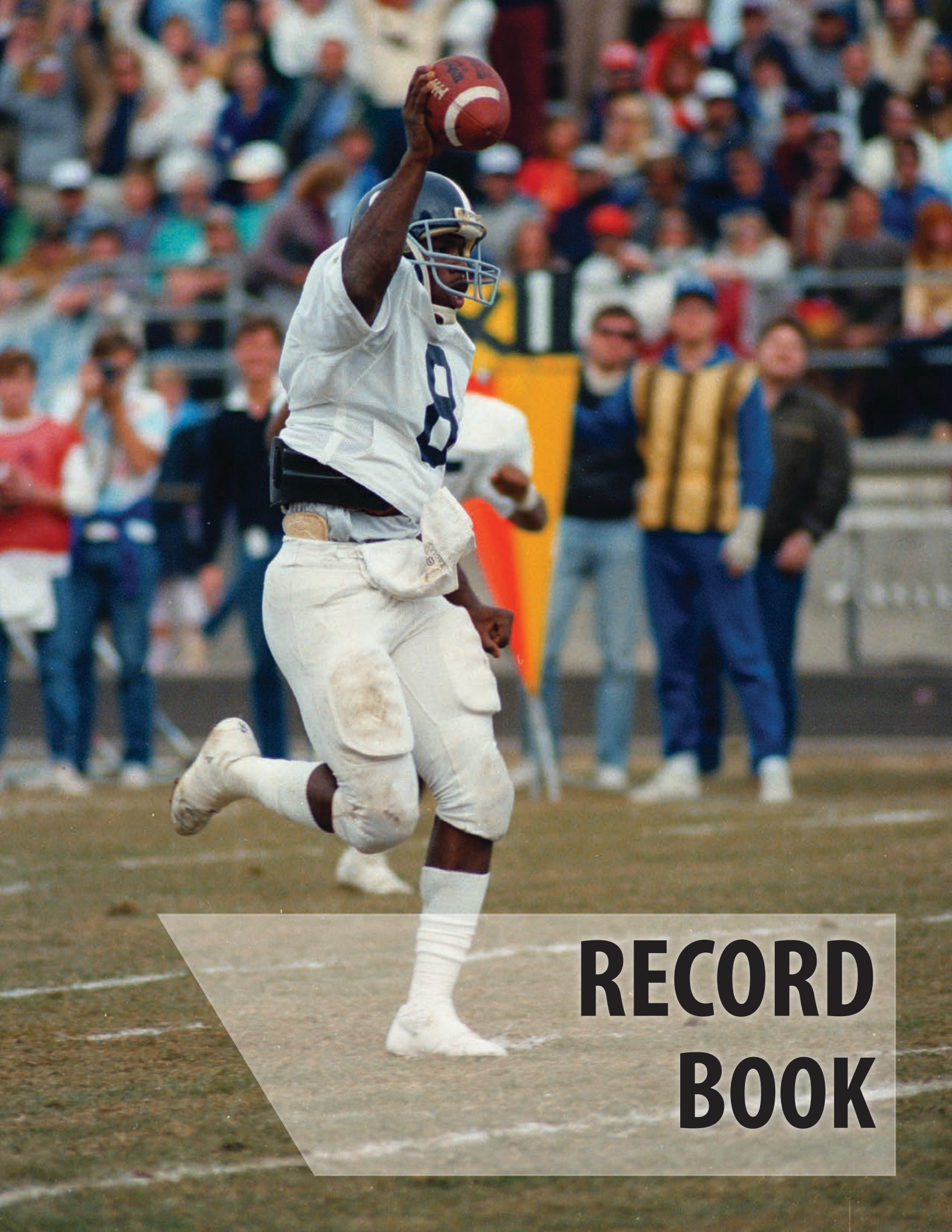
### INDIVIDUAL TOTALS

**RUSHING** — GS, White 16-90, French 16-34, Mbadinga 7-31, Dallas 1-13, Cobb 1-9, Gibbs 1-4; SHSU, Ducker 10-26, Watson 16-24, Smith 2-6, McKinney 2-2, Team 1-(-1), Hrbacek 1-(-3).

**PASSING** — GS, French 20-33-4-212, Cobb 0-1-0-0, Team 0-1-0-0; SHSU, Watson 23-28-0-213.

**RECEIVING** — GS, Burgess Jr. 6-56, Dallas 5-46, Cobb 2-42, Bunkley-Shelton 2-16, White 2-5, Sanders Jr. 1-43, Mbadinga 1-7, Fromm 1-(-3); SHSU, Evans 7-85, Smith 5-28, Adeyi 4-33, Humphreys 2-23, Phoenix II 2-14, McKinney 1-20, Sohn 1-6, Adksim 1-4.





**RECORD  
BOOK**

# INDIVIDUAL RECORDS - RUSHING



## RUSHING YARDS – GAME

Pl.	#	A..TD	Name	Year (Playoffs)
1.	333..32..5		Adrian Peterson vs. Massachusetts	12/4/99 (P)
2.	316..34..2		Jerick McKinnon vs. Central Arkansas	12/1/12 (P)
3.	280..24..3		Joe Ross vs. Marshall	11/18/89
4.	279..28..3		Jayson Foster at Wofford	11/3/07
5.	255..31..2		Dominique Swope vs. Old Dominion	12/3/11 (P)
6.	253..28..6		Jayson Foster at Coastal Carolina	9/15/07
7.	247..25..3		Adrian Peterson vs. Youngstown St.	12/18/99 (P)
8.	238..26..4		Greg Hill vs. Florida A&M	11/29/97 (P)
9.	232..33..4		Adrian Peterson vs. Connecticut	12/5/98 (P)
10.	231..11..3		Jayson Foster vs. West Georgia	9/8/07
	231..22..5		Adrian Peterson at The Citadel	10/24/98

Full listing of Eagle 100-yard rushers listed on pages 98 and 99.

## RUSHING YARDS – SEASON

1.	1,932....	Adrian Peterson (rb)	1998
2.	1,844....	Jayson Foster (qb)	2007
3.	1,817....	Jerick McKinnon (qb)	2012
4.	1,807....	Adrian Peterson (rb)	1999
5.	1,608....	Matt Breida (rb)	2015
6.	1,546....	Jermaine Austin (rb)	2005
7.	1,485....	Matt Breida (rb)	2014
8.	1,481....	Jayson Foster (qb)	2005
9.	1,461....	Jermaine Austin (rb)	2003
10.	1,459....	Adrian Peterson (rb)	2001
11.	1,422....	Chaz Williams (qb)	2002
12.	1,416....	Jermaine Austin (rb)	2002
13.	1,361....	Adrian Peterson (rb)	2000
14.	1,354....	Joe Ross (rb)	1989
15.	1,251....	Dominique Swope (rb)	2012
16.	1,238....	Roderick Russell (rb)	1996
17.	1,172....	Roderick Russell (rb)	1997
18.	1,084....	Greg Hill (qb)	1999
19.	1,061....	Greg Hill (qb)	1998
20.	1,050....	Wesley Fields (rb)	2018
	1,050....	Jerick McKinnon (qb/rb)	2013
22.	1,048....	Tracy Ham (qb)	1986
23.	1,023....	Dominique Swope (rb)	2011
24.	1,018....	Joe Ross (rb)	1987
25.	1,004....	Robert Brown (rb)	2010

## RUSHING YARDS – CAREER

1.	6,559....	Adrian Peterson (rb)	1998-01
2.	5,411....	Jermaine Austin (rb)	2002-05
3.	3,899....	Jerick McKinnon (qb/rb)	2010-13
4.	3,876....	Joe Ross (rb)	1987-90
5.	3,835....	Jayson Foster (qb/wr)	2004-07
6.	3,754....	Matt Breida (rb)	2013-16
7.	3,326....	Roderick Russell (rb)	1994-97
8.	3,309....	Greg Hill (qb)	1996-99
9.	3,264....	Kevin Ellison (qb)	2013-16
10.	3,212....	Tracy Ham (qb)	1983-86
11.	3,083....	Shai Werts (qb)	2017-20
12.	3,035....	Wesley Fields (rb)	2015-18
13.	3,016....	Jalen White (rb)	2020-24
14.	2,768....	Chaz Williams (qb)	2001-04
15.	2,432....	L.A. Ramsby (rb)	2014-17
16.	2,379....	Gerald Harris (rb)	1983-86
17.	2,290....	Raymond Gross (qb)	1987-90
18.	2,274....	Dominique Swope (rb)	2011-13
19.	2,161....	Ricky Harris (rb)	1983-86
20.	2,063....	Robert Brown (rb)	2010-12

## RUSHING YARDS - FRESHMAN

Game	.....255, Dominique Swope vs. Old Dominion, 12/3/11 (P)
Season	.....1,932, Adrian Peterson, 1998

## RUSHING YARDS - QUARTERBACK

Game	.....316, Jerick McKinnon vs. Central Arkansas, 12/1/12 (P)
Season	.....1,844, Jayson Foster, 2007
Career	.....3,309, Greg Hill, 1996-1999

## RUSHING YARDS - SEASON OPENER

231, Jayson Foster (11 att, 3 td) vs. West Georgia, 9/8/07
--

## CONSECUTIVE 1,000-YARD RUSHING SEASONS

Career	.....4, Adrian Peterson (1998, '99, 2000, '01)
--------	--

## SINGLE-SEASON 100-YARD RUSHING GAMES

Pl.	OVR.	R-S	NAME	YEAR
1.	15*	11	Adrian Peterson (rb)	1998
	15*	11	Adrian Peterson (rb)	1999
3.	14*	10	Adrian Peterson (rb)	2000
4.	11		Chaz Williams (qb)	2002
5.	10		Jermaine Austin (rb)	2005
	10*	8	Adrian Peterson (rb)	2001
	10*	8	Joe Ross (rb)	1989
	10*	6	Tracy Ham (qb)	1986
9.	9		Jayson Foster (qb/wr)	2005
	9		Jermaine Austin (rb)	2003

## CAREER 100-YARD RUSHING GAMES

Pl.	OVR.	R-S	NAME	YEARS
1.	54*	40	Adrian Peterson (rb)	1998-01
2.	33		Jermaine Austin (rb)	2002-05
3.	21*	18	Joe Ross (rb)	1987-90
4.	20*	14	Greg Hill (qb)	1996-99
5.	18		Jayson Foster (17 qb/1 wr)	2004-07
	18*	13	Tracy Ham (qb)	1983-96
7.	16		Jerick McKinnon (10 qb/6 rb)	2010-13
	16		Chaz Williams (qb)	2001-04
9.	15		Matt Breida (rb)	2013-16
10.	14		Kevin Ellison (qb)	2013-16

## THREE PLAYERS, 100 YARDS RUSHING IN A GAME

M. LaRoche (154), J. Tomlin (132), L. Wright (114)	
vs. Maine	.....9/7/19
D. Robinson (124), D. Swope (117), W. Banks (101)	
at Western Carolina	.....10/6/12
E. Youyouite (119), J.J. Wilcox (115), J. McKinnon (114)	
vs. Western Carolina	.....9/24/11
J. Austin (133), C. Williams (117), M. Myers (105)	
vs. App State	.....10/19/02
J. Austin (160), C. Williams (120), H. Ford (106)	
vs. Gardner-Webb	.....9/7/02
A. Peterson (247), B. Cunningham (129), G. Hill (111)	
vs. Youngstown State	.....12/18/99
A. Weathers (133), G. Hill (126), A. Peterson (115)	
vs. Western Carolina	.....10/9/99
A. Peterson (232), B. Cunningham (121), G. Hill (105)	
vs. UConn (P)	.....12/5/98
K. Robinson (139), C. Wright (110), R. Russell (108)	
vs. Glenville State	.....11/12/94
T. Ham (162), G. Harris (162), R. Harris (106)	
at Nevada (P)	.....12/13/86
R. Harris (140), T. Ham (130), G. Harris (100)	
vs. Valdosta State	.....10/27/84

## TWO PLAYERS, 100 YARDS RUSHING IN A GAME

84 Times	.....Last Four Times:
J. White (114), OJ Arnold (110)	
at Georgia State	.....9/28/24
L. Wright (214), J. White (157)	
vs. Arkansas State	.....10/2/21
W. Kennedy III (143), J.D. King (143)	
vs. New Mexico State	.....10/26/19
S. Werts (113), W. Kennedy III (105)	
vs. Arkansas State	.....9/29/18

## CONSECUTIVE 100-YARD RUSHING GAMES

Season	.....15, Adrian Peterson, 1998, 1999
Career	.....36 (48 w/playoffs), Adrian Peterson, 1998-01

## 100-YARD RUSHING GAMES - QB

Career	.....17, Jayson Foster, 2004-07
	.....16, Chaz Williams, 2001-04
	.....14, Kevin Ellison, 2013-16
	.....14 (20 w/playoffs), Greg Hill, 1996-99
	.....13 (18 w/playoffs), Tracy Ham, 1984-86
Season	.....11, Chaz Williams, 2002

## 200-YARD RUSHING GAMES

Season	.....5 (6 with playoffs), Adrian Peterson, 1998
Career	.....8 (12 with playoffs), Adrian Peterson, 1998-01

## RUSHING ATTEMPTS – GAME

1.	36....	Jaybo Shaw at Furman	11/20/10	
2.	35....	Jerick McKinnon at Citadel	10/23/10	
3.	34....	Jerick McKinnon vs. Central Arkansas	12/1/12 (P)	
	34....	Adrian Peterson at Delaware	12/9/00 (P)	
	34....	Charles Bostick at Eastern Kentucky	10/5/91	
6.	33....	Seven Times	.....	
		Last time	.....Jerick McKinnon at Samford	10/5/13

### NCAA STATISTICAL POLICY

Before 2002, postseason games were not included in NCAA final football season statistics and records. Georgia Southern's record books maintain consistency with the NCAA and Southern Conference record books by not including postseason stats in season and career totals prior to 2002, except when specifically noted.

### NCAA COMMITTEE ON INFRACTIONS RULING

In 2016, the NCAA Committee on Infractions (COI) ruled that Georgia Southern must vacate three wins from the 2013-14 seasons due to academic improprieties. Those wins were the 2013 Savannah State and St. Francis (Pa.) games, and the 2014 ULM game. In addition, all statistics from ineligible players from those games must be wiped from the record books while all eligible players' stats remain. The record book, coaching records of Jeff Monken and Willie Fritz and all-time results reflect the ruling.

## RUSHING ATTEMPTS – SEASON

1.	290....	Chaz Williams (qb).....	2002
2.	269....	Jerick McKinnon (qb/rb).....	2012
3.	261....	Jayson Foster (qb).....	2007
	261....	Adrian Peterson (rb).....	2001
5.	257....	Adrian Peterson (rb).....	1998
6.	248....	Adrian Peterson (rb).....	1999
7.	244....	Jermaine Austin (rb).....	2002
8.	239....	Jayson Foster (qb).....	2005
9.	233....	Jermaine Austin (rb).....	2005
10.	230....	Adrian Peterson (rb).....	2000

## RUSHING ATTEMPTS – CAREER

1.	996....	Adrian Peterson (rb).....	1998-01
2.	857....	Jermaine Austin (rb).....	2002-05
3.	706....	Shai Werts (qb).....	2017-20
4.	695....	Raymond Gross (qb).....	1987-90
5.	687....	Joe Ross (rb).....	1987-90
6.	643....	Tracy Ham (qb).....	1983-86
7.	619....	Jerick McKinnon (qb/rb).....	2010-13
8.	603....	Chaz Williams (qb).....	2001-05
9.	578....	Wesley Fields (rb).....	2015-18
10.	575....	Greg Hill (qb).....	1996-99

## RUSHING TOUCHDOWNS – GAME

1.	6	Jayson Foster (qb) at Coastal Carolina.....	9/15/07
2.	5	Adrian Peterson (rb) vs. Massachusetts.....	12/4/99 (P)
	5	Adrian Peterson (rb) at The Citadel.....	10/24/98
	5	Gerald Harris (rb) vs. N. Carolina A&T.....	11/29/86 (P)
5.	4....	18 Times.....	
		Last time....	Favian Upshaw (qb) vs. Bowling Green..... 12/23/15

## RUSHING TOUCHDOWNS – SEASON

1.	28....	Adrian Peterson (rb).....	1999
2.	27....	Chaz Williams (qb).....	2002
3.	25....	Chaz Williams (qb).....	2004
	25....	Adrian Peterson (rb).....	1998
5.	24....	Jayson Foster (qb).....	2007
6.	21....	Jayson Foster (qb).....	2005
7.	20....	Jerick McKinnon (qb/rb).....	2012
8.	19....	Ernest Thompson (rb).....	1988
9.	18....	Adrian Peterson (rb).....	2001
	18....	Tracy Ham (qb).....	1986

## RUSHING TOUCHDOWNS – CAREER

1.	84....	Adrian Peterson (rb).....	1998-2001
2.	62....	Chaz Williams (qb).....	2001-04
3.	54....	Jayson Foster (qb/wr).....	2004-07
4.	53....	Gerald Harris (rb).....	1983-86
5.	49....	Greg Hill (qb).....	1996-99
6.	42....	Jerick McKinnon (rb/qb).....	2010-13
	42....	Ernest Thompson (qb/rb).....	1985-89
8.	41....	Tracy Ham (qb).....	1983-86
9.	39....	L.A. Ramsby (rb).....	2014-17
10.	37....	Matt Breida (rb).....	2013-16

## CONSECUTIVE GAMES SCORING A RUSHING TD

Season.....	12, Jayson Foster, 2005
Multi-Season.....	14, Adrian Peterson, 1998-2001 (regular season only)

## YARDS PER RUSH - SEASON

### MINIMUM 100 ATTEMPTS

1.	8.68....	Matt Breida (171-1,485).....	2014
2.	7.92....	Matt Breida (203-1,608).....	2015
3.	7.52....	Adrian Peterson (257-1,932).....	1998
4.	7.43....	Ricky Harris (111-825).....	1985
5.	7.29....	Adrian Peterson (248-1,807).....	1999
6.	7.13....	Greg Hill (152-1,084).....	1999
7.	7.00....	Kevin Ellison (127-886).....	2013
8.	7.07....	Jayson Foster (261-1,844).....	2007
9.	6.92....	Wesley Kennedy III (119-824).....	2019
10.	6.91....	Wesley Fields (101-682).....	2015

## YARDS PER RUSH - CAREER

### MINIMUM 300 ATTEMPTS

1.	6.91....	Matt Breida (543-3,754).....	2013-16
2.	6.75....	Ricky Harris (320-2,161).....	1983-86
3.	6.74....	Jayson Foster (569-3,835).....	2004-07
4.	6.59....	Adrian Peterson (996-6,559).....	1998-01
5.	6.31....	Jermaine Austin (857-5,411).....	2002-05
6.	6.30....	Jerick McKinnon (619-3,899).....	2010-13
7.	6.22....	Roderick Russell (535-3,326).....	1994-97
8.	6.14....	Kevin Ellison (532-3,264).....	2013-16
9.	6.05....	Dominique Swope (404-2,443).....	2011-13
10.	5.75....	Greg Hill (575-3,309).....	1996-99
11.	5.74....	Logan Wright (348-1,997).....	2018-21
12.	5.68....	Robert Brown (363-2063).....	2010-12

## SINGLE-SEASON RUSHING YARDS BY CLASS

### SENIOR

1.	1,844....	Jayson Foster.....	2007
2.	1,546....	Jermaine Austin.....	2005
3.	1,459....	Adrian Peterson.....	2001
4.	1,172....	Roderick Russell.....	1997
5.	1,084....	Greg Hill.....	1999
6.	1,050....	Wesley Fields.....	2018
	1,050....	Jerick McKinnon.....	2013
8.	1,048....	Tracy Ham.....	1986
9.	955....	Lamar Lewis.....	2007
10.	954....	Gerald Harris.....	1986

### JUNIOR

1.	1,817....	Jerick McKinnon.....	2012
2.	1,608....	Matt Breida.....	2015
3.	1,361....	Adrian Peterson.....	2000
4.	1,354....	Joe Ross.....	1989
5.	1,238....	Roderick Russell.....	1996
6.	1,061....	Greg Hill.....	1998
7.	988....	Jermaine Austin.....	2004
8.	914....	Jalen White.....	2022
9.	825....	Ricky Harris.....	1985
10.	824....	Wesley Kennedy III.....	2019

### SOPHOMORE

1.	1,807....	Adrian Peterson.....	1999
2.	1,485....	Matt Breida.....	2014
3.	1,481....	Jayson Foster.....	2005
4.	1,461....	Jermaine Austin.....	2003
5.	1,422....	Chaz Williams.....	2002
6.	1,251....	Dominique Swope.....	2012
7.	992....	Kevin Ellison.....	2014
8.	937....	Robert Brown.....	2011
9.	908....	Shai Werts.....	2018
10.	898....	Greg Hill.....	1997

### FRESHMAN

1.	1,932....	Adrian Peterson.....	1998
2.	1,416....	Jermaine Austin.....	2002
3.	1,023....	Dominique Swope.....	2011
4.	1,018....	Joe Ross.....	1987
5.	1,004....	Robert Brown.....	2010
6.	886....	Kevin Ellison.....	2013
7.	722....	Shai Werts.....	2017
8.	706....	Tracy Ham.....	1983
9.	691....	L.A. Ramsby.....	2014
10.	682....	Wesley Fields.....	2015



Jalen White

# 100-YARD RUSHING GAMES (MODERN ERA)



Pl.	#	A..TD	Name / Opponent	Year (Playoffs)
1.	333	...32...5	Adrian Peterson vs. Massachusetts	12/4/99 (P)
2.	316	...34...2	Jerick McKinnon vs. Central Arkansas	12/1/12 (P)
3.	280	...24...3	Joe Ross vs. Marshall	11/18/89
4.	279	...28...3	Jayson Foster at Wofford	11/3/07
5.	255	...31...2	Dominique Swope vs. Old Dominion	12/3/11 (P)
6.	253	...28...6	Jayson Foster at Coastal Carolina	9/15/07
7.	247	...25...3	Adrian Peterson vs. Youngstown St.	12/18/99 (P)
8.	238	...26...4	Greg Hill vs. Florida A&M	11/29/97 (P)
9.	232	...33...4	Adrian Peterson vs. Connecticut	12/5/98 (P)
10.	231	...11...3	Jayson Foster vs. West Georgia	9/8/07
	231	...22...5	Adrian Peterson at The Citadel	10/24/98
12.	228	...29...2	Greg Hill vs. Massachusetts	12/19/98 (P)
13.	222	...21...4	Adrian Peterson vs. Chattanooga	9/25/99
14.	221	...29...4	Adrian Peterson at Chattanooga	9/26/98
	221	...24...1	Roderick Russell at The Citadel	10/26/96
16.	219	...28...1	Greg Hill vs. Furman	11/6/99
	219	...19...4	Greg Hill at Furman	11/7/98
	219	...21...4	Adrian Peterson vs. Jacksonville St.	9/12/98
19.	216	...29...1	Chris Covington vs. Central Connecticut St.	9/9/06
	216	...33...4	Adrian Peterson at East Tennessee St.	10/30/99
21.	214	...10...2	Logan Wright vs. Arkansas State	10/2/21
22.	211	...23...3	Adrian Peterson at VMI	10/2/99
23.	210	...17...2	Matt Breida at Navy	11/15/14
	210	...26...3	Jayson Foster vs. Chattanooga	9/22/07
	210	...24...2	Adrian Peterson vs. App State	10/17/98
26.	209	...18...2	Adrian Peterson vs. East Tennessee St.	10/31/98
27.	207	...33...1	Jermaine Austin vs. Florida International	10/4/03
28.	206	...18...0	Lamar Lewis at Coastal Carolina	9/15/07
29.	205	...23...2	Matt Breida vs. Texas St.	10/29/15
30.	203	...19...1	Adrian Peterson vs. McNeese St.	11/25/00 (P)
31.	201	...12...4	Matt Breida at Georgia St.	10/25/14
32.	199	...12...4	Favian Upshaw vs. Bowling Green	12/23/15
	199	...20...1	Jermaine Austin at Northeastern	9/3/05
	199	...28...2	Tracy Ham at East Carolina	10/18/86
35.	198	...32...2	Jerick McKinnon vs. The Citadel	10/12/13
	198	...16...3	Jerick McKinnon vs. Howard	11/10/12
	198	...34...1	Adrian Peterson at Delaware	12/9/00 (P)
38.	197	...14...4	Greg Hill vs. Northern Arizona	11/27/99 (P)
	197	...24...3	Adrian Peterson vs. Furman	11/6/99
40.	196	...21...1	J.D. King at ULM	10/3/20
41.	195	...27...3	Jayson Foster at Colorado St.	11/17/07
42.	194	...15...1	J.R. Revere vs. Western Carolina	10/6/01
43.	192	...22...4	Adrian Peterson vs. Savannah St.	9/1/01
44.	191	...22...2	Dominique Swope at Old Dominion	12/8/12 (P)
	191	...33...1	Jayson Foster vs. Furman	11/5/05
	191	...18...2	Tracy Ham vs. Nicholls St.	12/6/86 (P)
47.	190	...25...2	Joe Ross vs. Villanova	11/25/89 (P)
48.	187	...21...2	Matt Breida vs. South Alabama	11/28/15
	187	...21...2	Matt Breida at South Alabama	9/20/14
50.	186	...18...3	Gerald Green vs. Louisiana	9/25/21
	186	...23...1	Wesley Fields at Louisiana	11/25/17
	186	...31...1	Adrian Peterson vs. App State	10/14/00
53.	183	...31...3	Adrian Peterson vs. Illinois St.	12/11/99 (P)
	183	...31...1	Adrian Peterson at Furman	11/7/98
55.	182	...35...1	Jerick McKinnon at The Citadel	10/23/10
	182	...25...4	Adrian Peterson vs. VMI	9/30/00
	182	...32...0	Joe Ross vs. Middle Tennessee St.	9/21/89
58.	181	...33...2	Jerick McKinnon at Samford	10/5/13
	181	...29...1	Adrian Peterson at Western Carolina	10/7/00
	181	...18...5	Gerald Harris vs. North Carolina A&T	11/29/86 (P)
61.	180	...24...3	Tracy Ham vs. Arkansas St.	12/20/86 (P)
62.	179	...12...2	Matt Breida at Idaho	9/26/15
63.	178	...24...1	Robert Brown at William & Mary	12/4/10 (P)
	178	...27...3	Jayson Foster at South Dakota St.	10/29/05
	178	...26...3	Adrian Peterson vs. Colgate	11/28/98 (P)
	178	...32...1	Adrian Peterson at Western Carolina	10/10/98
	178	...17...2	Gerald Harris at Northern Iowa	12/14/85 (P)
	178	...25...1	Clint Harper at Savannah St.	11/24/83
69.	177	...26...1	Logan Wright vs. Gardner-Webb	9/4/21
70.	176	...11...4	Matt Breida vs. Western Michigan	9/12/15
71.	175	...20...1	Jayson Foster at App State	10/20/07
	175	...23...3	Adrian Peterson at VMI	9/29/01

Pl.	#	A..TD	Name / Opponent	Year (Playoffs)
	175	...23...1	James Williams at East Tennessee St.	11/20/93
74.	174	...29...1	Roderick Russell at South Florida	11/15/97
	174	...20...2	Roderick Russell vs. Liberty	11/16/96
76.	173	...18...1	Raymond Gross vs. Maine	11/28/87 (P)
77.	172	...25...1	Jerick McKinnon vs. Chattanooga	9/28/13
	172	...15...1	Lamar Lewis vs. Coastal Carolina	9/16/06
	172	...28...2	Adrian Peterson at Oregon St.	9/18/99
80.	171	...29...4	Jerick McKinnon at Old Dominion	12/8/12 (P)
	171	...32...2	Chaz Williams at Western Carolina	10/12/02
82.	170	...23...1	Gerald Harris at Middle Tenn. St.	9/20/86
83.	169	...18...0	Robert Brown vs. Chattanooga	10/8/11
	169	...16...1	Gerald Harris vs. South Carolina St.	11/22/86
85.	168	...31...1	Jerick McKinnon at North Dakota St.	12/14/12 (P)
	168	...18...1	Adrian Peterson at Jacksonville St.	11/13/99
87.	167	...8...2	Jermaine Austin at Chattanooga	9/25/04
88.	166	...16...2	Roderick Russell vs. The Citadel	10/25/97
89.	165	...27...0	Dominique Swope at Wofford	11/12/11
90.	164	...26...2	Jalen White vs. ULM	10/21/23
	164	...13...2	Matt Breida vs. The Citadel	9/19/15
	164	...11...3	Ezayi Youyoute vs. Jacksonville	9/1/12
93.	163	...22...3	Shai Werts vs. South Carolina St.	9/1/18
	163	...14...2	Kevin Ellison at Elon	11/16/13
	163	...32...4	Trey Hunter vs. Western Carolina	10/11/03
96.	162	...13...2	Jerick McKinnon vs. Samford	9/29/12
	162	...17...3	Adrian Peterson vs. Johnson C. Smith	9/9/00
	162	...26...2	Tracy Ham at Nevada	12/13/86 (P)
	162	...33...2	Gerald Harris at Nevada	12/13/86 (P)
100.	161	...28...2	Adrian Peterson vs. Massachusetts	12/19/98 (P)
	161	...32...0	Raymond Gross vs. Stephen F. Austin	12/3/88 (P)
102.	160	...24...0	Jermaine Austin vs. The Citadel	10/25/03
	160	...14...2	Jermaine Austin vs. Gardner-Webb	9/7/02
	160	...21...1	Roderick Russell vs. Chattanooga	9/27/97
	160	...24...2	Joe Ross vs. Florida A&M	9/16/89
106.	159	...26...2	Jalen White at Texas State	11/4/23
	159	...18...2	Kevin Ellison at New Mexico St.	10/4/14
	159	...33...2	Chaz Williams vs. New Hampshire	11/27/04 (P)
	159	...7...0	Zzream Walden at Western Carolina	10/12/02
	159	...31...0	Adrian Peterson at East Tennessee St.	10/27/01
111.	158	...9...1	Wesley Fields vs. Texas St.	10/29/15
	158	...15...0	Jermaine Austin vs. Chattanooga	9/27/03
	158	...24...0	Adrian Peterson vs. Furman	11/3/01
114.	157	...13...2	Jalen White vs. Arkansas State	10/2/21
	157	...23...2	Jayson Foster vs. The Citadel	10/27/07
	157	...21...1	Jayson Foster at Furman	11/11/06
	157	...25...0	Joe Ross at Middle Tennessee St.	9/24/88
	157	...21...2	Tracy Ham at Northern Iowa	12/14/85 (P)
119.	156	...22...4	Adrian Peterson at Wofford	9/11/99
	156	...20...3	Gerald Harris at South Carolina St.	11/23/85
121.	155	...14...1	Shai Werts vs. Campbell	9/12/20
	155	...19...0	Matt Breida vs. Idaho	10/11/14
123.	154	...9...1	Matt LaRoche vs. Maine	9/7/19
	154	...22...1	Roderick Russell vs. App State	10/19/96
	154	...14...2	Ricky Harris vs. Bethune-Cookman	10/12/85
126.	153	...18...1	Dominique Swope at Alabama	11/19/11
	153	...17...1	Robert Brown at Western Carolina	11/13/10
	153	...20...2	Adrian Peterson vs. Florida A&M	12/1/01 (P)
	153	...25...1	Charles Bostick at VMI	10/23/93
	153	...32...2	Adam Urbano vs. Chattanooga	10/17/09
131.	152	...27...0	Adrian Peterson at Georgia	9/2/00
	152	...31...1	Joe Ross vs. Stephen F. Austin	12/16/89 (P)
	152	...29...1	Raymond Gross vs. Eastern Kentucky	12/10/88 (P)
134.	151	...19...1	Shai Werts at Arkansas State	11/23/19
	151	...16...1	Wesley Fields at Georgia State	11/24/18
	151	...21...1	Kevin Ellison vs. App State	9/25/14
	151	...21...2	Jayson Foster at Texas St.	11/26/05 (P)
	151	...29...2	Greg Hill vs. Furman	11/8/97
139.	150	...14...0	Lamar Lewis vs. West Georgia	9/8/07
	150	...28...1	Greg Hill vs. App State	10/17/98
	150	...4...2	Frank Johnson vs. Samford	11/12/88
142.	149	...19...2	Matt Breida at ULM	10/3/15
	149	...15...2	Joyson Foster vs. Western Carolina	10/8/05
	149	...15...1	Joe Ross vs. The Citadel	11/26/88 (P)

Pl.	#	A..TD	Name / Opponent	Year (Playoffs)
145.	148	...20...2	Wesley Fields at Coastal Carolina	11/17/18
	148	...23...2	Adrian Peterson vs. Montana	12/16/00 (P)
	148	...16...2	J.R. Revere vs. East Tennessee St.	10/28/00
	148	...30...3	Gerald Harris at Middle Tennessee St.	12/7/85 (P)
	148	...11...2	Tracy Ham vs. Newberry	10/26/85
150.	147	...23...1	Jermaine Austin at Texas St.	11/26/05 (P)
	147	...24...0	Jermaine Austin at Florida International	11/13/04
	147	...24...2	J.R. Revere vs. App State	10/14/00
153.	146	...29...4	Jermaine Austin at South Dakota St.	10/29/05
	146	...32...2	Adrian Peterson vs. Hofstra	12/2/00 (P)
155.	145	...18...1	Jalen White at Coastal Carolina	10/1/22
	145	...13...2	Wesley Kennedy III at App State	10/31/19
	145	...32...2	Adrian Peterson vs. Wofford	9/16/00
	145	...31...1	Raymond Gross vs. Nevada	12/15/90 (P)
159.	144	...30...3	Greg Hill at Western Carolina	10/10/98
	144	...17...0	Melvin Bell vs. Newberry	10/22/83
161.	143	...13...0	Jalen White vs. Marshall	11/19/22
	143	...8...2	Logan Wright at Georgia State	11/28/20
	143	...6...2	Wesley Kennedy III vs. New Mexico St.	10/26/19
	143	...19...2	J.D. King vs. New Mexico State	10/26/19
	143	...27...1	Jermaine Austin vs. Maine	12/7/02 (P)
	143	...32...3	Charles Bostick vs. James Madison	10/17/92
	143	...21...0	Joe Ross vs. Western Kentucky	10/31/87
168.	142	...24...3	Jermaine Austin vs. Furman	11/5/05
	142	...24...2	Jayson Foster at Northeastern	9/3/05
	142	...24...2	Chaz Williams vs. East Tennessee St.	11/2/02
	142	...24...1	Lester Efford vs. Central Florida	10/26/91
172.	141	...21...0	Wesley Fields vs. UMass	9/8/18
	141	...28...3	Jerick McKinnon at Chattanooga	10/27/12
	141	...19...1	Jermaine Austin at Western Carolina	10/9/04
	141	...5...1	Mark Myers vs. Jacksonville St.	11/16/02
	141	...27...1	Adrian Peterson at Chattanooga	9/23/00
	141	...21...2	Greg Hill at App State	10/18/97
	141	...13...2	Chad Holmes vs. East Tennessee St.	10/22/94
	141	...27...2	Tracy Ham at Middle Tennessee St.	9/20/86
180.	140	...20...1	Robert Brown at Samford	9/3/11
	140	...13...1	Lance Turner vs. Johnson C. Smith	9/11/04
	140	...21...0	Jermaine Austin at McNeese St.	9/13/03
	140	...28...1	Adrian Peterson vs. The Citadel	10/20/01
	140	...13...1	Ricky Harris vs. Valdosta St.	10/27/84
185.	139	...18...2	Kenny Robinson vs. Glensville St.	11/12/94
	139	...25...0	Joe Ross at James Madison	11/5/88
187.	138	...30...1	Jalen White at Old Dominion	10/22/22
188.	137	...13...1	Matt Breida vs. New Mexico St.	10/17/15
	137	...25...2	Dominique Swope vs. Wofford	10/13/12
	137	...18...0	Jermaine Austin vs. The Citadel	10/22/05
191.	136	...17...2	Logan Wright at New Mexico St.	10/20/18
	136	...18...1	L.A. Ramsby at New Mexico St.	10/4/14
	136	...25...0	Jermaine Austin at Elon	11/15/03
	136	...25...1	Jermaine Austin vs. Furman	11/8/03
	136	...27...3	Greg Hill vs. Liberty	11/16/96
196.	135	...12...1	Matt Breida vs. App State	9/25/14
	135	...23...1	Kevin Ellison vs. The Citadel	10/12/13
	135	...20...2	Adrian Peterson vs. Elon	9/5/98
	135	...19...1	Tracy Ham vs. Bethune-Cookman	10/6/84
<b>200.</b>	<b>134</b>	<b>...23...0</b>	<b>Jalen White vs. James Madison</b>	<b>10/19/24</b>
	134	...13...2	Kevin Ellison at Idaho	9/26/15
	134	...26...1	Dominique Swope at The Citadel	9/8/12
	134	...21...3	Jayson Foster vs. Chattanooga	9/24/05
	134	...17...1	Adrian Peterson vs. Northern Arizona	11/27/99 (P)
	134	...6...2	Chris Wright at Western Carolina	10/8/94
206.	133	...21...2	Dominique Swope vs. Samford	9/29/12
	133	...13...4	Chaz Williams at The Citadel	10/23/04
	133	...12...0	Kevin Davis at McNeese St.	9/13/03
	133	...18...0	Jermaine Austin vs. App State	10/19/02
	133	...15...1	J.R. Revere vs. McNeese St.	11/25/00 (P)
	133	...3...2	Andre Weathers vs. Western Carolina	10/9/99
	133	...16...1	Greg Hill at South Florida	11/15/97
213.	132	...10...2	Gerald Green at Nebraska	9/10/22
	132	...11...1	Justin Tomlin vs. Maine	11/7/19
	132	...31...2	Charles Bostick vs. Furman	11/4/95
	132	...18...2	Tracy Ham at Wofford	11/5/83



# 100-YARD RUSHING GAMES (MODERN ERA)

Pl. #	A..TD	Name / Opponent	Year (Playoffs)
217.	131 ... 12...3	Shai Werts vs. Texas State	11/14/2020
	131 ... 22...1	Chris Covington vs. Coastal Carolina	9/16/06
	131 ... 32...2	Roderick Russell vs. Florida A&M	11/29/97 (P)
	131 ... 13...2	Kenny Robinson vs. William & Mary	9/6/97
221.	130 ... 27...1	Chad Holmes vs. South Carolina St.	9/2/95
	130 ... 14...0	Joe Ross at Bethune-Cookman	10/10/87
	130 ... 13...0	Tracy Ham vs. Valdosta St.	10/27/84
	130 ... 8...1	Melvin Bell vs. Central Florida	10/10/83
225.	129 ... 14...1	Shai Werts vs. App State	10/25/18
	129 ... 9...3	William Banks vs. App State	11/7/87
	129 ... 21...2	Jayson Foster at Elon	10/1/05
	129 ... 20...1	Jermaine Austin vs. McNeese St.	9/10/05
	129 ... 4...1	Bennie Cunningham vs. Youngstown St.	12/18/99 (P)
	129 ... 16...2	Joe Ross at Samford	10/28/89
	129 ... 20...0	Joe Ross vs. James Madison	11/7/87
	129 ... 22...3	Gerald Harris at Tennessee Tech	10/4/86
	129 ... 20...1	Tracy Ham at Troy	9/21/85
	129 ... 17...2	Tracy Ham vs. Troy	9/24/83
235.	128 ... 14...2	Jermaine Austin at East Tennessee St.	11/1/03
	128 ... 18...1	Jermaine Austin vs. Western Kentucky	12/14/02 (P)
	128 ... 29...0	Joe Dupree vs. Middle Tennessee St.	10/31/92
	128 ... 20...0	Lester Efford vs. Nicholls St.	11/23/91
	128 ... 12...1	Tracy Ham vs. North Carolina A&T	11/29/86 (P)
240.	127 ... 11...1	Jermaine Austin vs. Chattanooga	9/24/05
	127 ... 19...1	Chaz Williams vs. VMI	10/5/02
	127 ... 27...0	Adrian Peterson at App State	10/16/99
243.	126 ... 10...2	Greg Hill vs. Western Carolina	10/9/99
<b>244. 125 ... 18...3</b>	<b>Jalen White vs. App State</b>	<b>11/30/24</b>	
	125 ... 19...1	Jalen White vs. The Citadel	9/2/23
	125 ... 9...1	Jerick McKinnon at Florida	11/23/13
	125 ... 11...2	Jermaine Austin at Elon	10/1/05
	125 ... 15...3	Greg Hill vs. Colgate	11/28/98 (P)
	125 ... 31...1	Raymond Gross at Chattanooga	9/17/88
	125 ... 15...2	Raymond Gross at South Carolina St.	11/21/87
251.	124 ... 14...0	Demarcus Godfrey vs. Savannah St.	9/3/16
	124 ... 11...1	Darreion Robinson vs. Western Carolina	10/6/12
	124 ... 25...4	J.R. Revere at App State	10/13/01
	124 ... 17...0	Roderick Russell at Western Carolina	10/12/96
	124 ... 18...0	Roderick Russell at South Carolina St.	8/31/96
	124 ... 7...1	Marlow Warthen at Furman	11/5/94
257.	123 ... 23...1	Jermaine Austin vs. New Hampshire	11/27/04 (P)
	123 ... 27...1	Roderick Russell at East Tennessee St.	11/1/97
	123 ... 21...0	Lester Efford vs. Middle Tennessee St.	12/2/89 (P)
260.	122 ... 31...0	Shai Werts vs. New Hampshire	9/10/17
	122 ... 20...1	Robert Brown vs. Savannah St.	9/4/10
	122 ... 18...3	Adrian Peterson vs. Chattanooga	9/22/01
	122 ... 4...1	Andre Weathers at Delaware	12/9/00 (P)
	122 ... 26...2	Adrian Peterson vs. South Florida	11/14/98
	122 ... 16...2	Adrian Peterson vs. VMI	10/3/98
266.	121 ... 25...2	Wesley Kennedy III vs. Coastal Carolina	10/19/19
	121 ... 21...0	Jerick McKinnon vs. App State	11/3/12
	121 ... 25...0	Lee Banks vs. Elon	9/25/10
	121 ... 15...1	Jayson Foster at Wofford	9/17/05
	121 ... 26...1	Adrian Peterson vs. Delaware	9/8/01
	121 ... 7...1	Mark Myers vs. Elon	11/11/00
	121 ... 13...2	Greg Hill at VMI	10/2/99
	121 ... 12...1	Bennie Cunningham vs. Connecticut	12/5/98 (P)
	121 ... 10...1	Marlow Warthen at Western Carolina	10/8/94
	121 ... 18...3	Tracy Ham vs. James Madison	11/15/86
276.	120 ... 11...2	Matt Breida at Texas St.	11/8/14
	120 ... 15...3	Chaz Williams at Chattanooga	9/28/02
	120 ... 23...2	Chaz Williams vs. Gardner-Webb	9/7/02
	120 ... 23...1	Adrian Peterson at Elon	11/10/01
	120 ... 19...2	J.R. Revere at Western Carolina	10/7/00
	120 ... 18...1	Joe Ross vs. Chattanooga	11/11/89
	120 ... 16...2	Raymond Gross vs. Florida A&M	9/10/88
283.	119 ... 4...1	Ezayi Youyoute vs. Western Carolina	9/24/11
	119 ... 25...2	Lester Efford vs. Samford	11/17/90
285.	118 ... 15...2	Kevin Ellison at Florida	11/23/13
	118 ... 13...1	Jermaine Austin vs. Morehead St.	11/12/05
	118 ... 14...0	Joe Ross vs. Savannah St.	10/7/89
	118 ... 11...3	Tracy Ham at Western Kentucky	11/1/86

Pl. #	A..TD	Name / Opponent	Year (Playoffs)
289.	117 ... 20...0	Kevin Ellison at New Mexico St.	10/22/16
	117 ... 7...1	Brandon Thomas vs. Savannah St.	9/6/14
	117 ... 20...1	Dominique Swope at Western Carolina	10/6/12
	117 ... 24...0	Jermaine Austin vs. Western Carolina	10/8/05
	117 ... 28...3	Chaz Williams vs. App State	10/19/02
	117 ... 16...2	J.R. Revere vs. Delaware	9/8/01
	117 ... 17...0	Charles Bostick vs. Western Carolina	10/7/95
	117 ... 12...1	Joe Ross vs. Catawba	9/5/87
	117 ... 8...1	Frank Johnson vs. Tennessee Tech	10/5/85
	117 ... 18...1	Ricky Harris vs. Florida A&M	9/7/85
299.	116 ... 26...1	Jalen White vs. Georgia State	10/28/23
	116 ... 14...2	Jalen White at UAB	9/17/22
	116 ... 20...0	Kevin Ellison at NC State	8/30/14
	116 ... 11...1	Robert Brown vs. Elon	10/1/11
	116 ... 7...1	Darreion Robinson vs. Wofford	10/9/10
	116 ... 7...0	Mark Myers vs. Hofstra	12/2/00 (P)
	116 ... 12...1	Jevon Sullivan vs. VMI	10/3/98
306.	115 ... 10...2	Kevin Ellison vs. Troy	12/3/16
	115 ... 15...1	Kevin Ellison at Georgia St.	10/25/14
	115 ... 6...2	J.J. Wilcox vs. Western Carolina	9/24/11
	115 ... 24...1	Lamar Lewis at Colorado St.	11/17/07
	115 ... 16...0	Jermaine Austin vs. South Dakota St.	10/30/04
	115 ... 6...2	Zzream Walden vs. VMI	10/5/02
	115 ... 23...1	Adrian Peterson vs. App State	12/8/01 (P)
	115 ... 14...2	Adrian Peterson vs. Western Carolina	10/9/99
	115 ... 12...3	Adrian Peterson vs. Fayetteville St.	9/4/99
	115 ... 14...3	Raymond Gross at Western Carolina	10/24/87
	115 ... 18...3	Gerald Harris vs. Central Florida	11/9/85
<b>317. 114 ... 22...2</b>	<b>Jalen White at Georgia State</b>	<b>9/28/24</b>	
	114 ... 15...0	Logan Wright vs. Maine	9/7/19
	114 ... 19...2	Jerick McKinnon at Wofford	9/14/13
	114 ... 10...2	Jerick McKinnon vs. Western Carolina	9/24/11
	114 ... 25...0	Jermaine Austin at Furman	11/6/04
	114 ... 23...0	Jermaine Austin at Chattanooga	9/28/02
	114 ... 11...1	Greg Hill at Wofford	9/20/97
324.	113 ... 20...1	Logan Wright vs. Georgia State	10/30/21
	113 ... 22...1	Shai Werts vs. Arkansas State	9/29/18
	113 ... 15...1	Shai Werts vs. South Alabama	11/18/17
	113 ... 26...3	Chaz Williams vs. Bethune-Cookman	11/30/02 (P)
	113 ... 23...0	James Williams vs. James Madison	10/17/92
	113 ... 25...2	Joe Ross at Central Florida	12/8/90
	113 ... 10...1	Melvin Bell at Central Florida	9/15/84
331.	112 ... 29...0	Shai Werts vs. Arkansas State	10/4/17
	112 ... 8...2	Ean Days vs. Savannah St.	9/6/14
	112 ... 14...0	Bryce Carter vs. Elon	10/2/04
	112 ... 18...0	James Williams vs. Furman	11/6/93
	112 ... 28...2	Joe Ross at Middle Tennessee State	9/8/90
	112 ... 26...2	Gerald Harris at Central Florida	11/8/86
	112 ... 19...0	Clint Harper at Catawba	10/29/83
338.	111 ... 11...2	Matt Breida at Georgia Tech	9/13/14
	111 ... 14...1	Greg Hill vs. Youngstown St.	12/18/99 (P)
	111 ... 11...0	Carl Small at VMI	10/4/97
	111 ... 22...3	Kenny Robinson at South Carolina St.	8/31/96
	111 ... 14...0	Lester Efford at Eastern Kentucky	10/5/91
	111 ... 24...0	Raymond Gross vs. Middle Tennessee St.	9/21/89
	111 ... 13...3	Joe Ross vs. Samford	11/12/88
<b>345. 110 ... 11...2</b>	<b>OJ Arnold at Georgia State</b>	<b>9/28/24</b>	
	110 ... 23...3	Chaz Williams at Furman	11/9/02
	110 ... 9...0	Chris Wright vs. Greenville St.	11/12/94
	110 ... 17...1	James Williams vs. Savannah St.	10/3/92
	110 ... 25...1	Joe Ross vs. Middle Tennessee St.	9/19/87
	110 ... 18...0	Ricky Harris at James Madison	11/2/85
351.	109 ... 10...1	Gerald Green vs. Troy	11/7/20
	109 ... 19...2	Jerick McKinnon at Georgia	11/17/12
	109 ... 12...3	Jayson Foster vs. Johnson C. Smith	9/11/04
354.	108 ... 16...1	Gerald Green vs. Louisiana Tech	12/23/20
	108 ... 28...0	Shai Werts at Coastal Carolina	12/2/17
	108 ... 18...0	L.A. Ramsby at Indiana	9/23/17
	108 ... 18...0	Favian Upshaw at South Alabama	9/10/16
	108 ... 24...1	Jayson Foster vs. McNeese St.	9/10/05
	108 ... 25...2	Chaz Williams vs. The Citadel	10/26/02
	108 ... 26...2	Adrian Peterson vs. The Citadel	10/23/99

Pl. #	A..TD	Name / Opponent	Year (Playoffs)
108 ... 6...2	Roderick Russell vs. Greenville St.	11/12/94	
108 ... 23...0	Raymond Gross vs. Central Florida	10/21/89	
362.	107 ... 16...2	J.D. King vs. Georgia State	11/30/19
	107 ... 9...0	Wesley Kennedy III vs. Eastern Mich.	10/15/18
	107 ... 9...1	Kevin Ellison at Georgia Tech	9/13/14
	107 ... 12...1	Jerick McKinnon vs. Savannah St.	8/31/13
	107 ... 11...1	Chaz Williams vs. The Citadel	10/25/03
	107 ... 31...2	Trey Hunter at App State	10/18/03
	107 ... 26...1	Tracy Ham at Florida	8/30/86
369.	106 ... 6...1	Wesley Kennedy III vs. UMass	10/17/20
	106 ... 17...0	Ezayi Youyoute vs. Elon	9/22/12
	106 ... 18...2	Chris Covington at Western Carolina	9/30/06
	106 ... 19...2	Jermaine Austin vs. Savannah St.	9/6/03
	106 ... 20...2	Chaz Williams vs. Maine	12/7/02 (P)
	106 ... 12...0	Hakim Ford vs. Gardner-Webb	9/7/02
	106 ... 13...0	Adrian Peterson vs. East Tennessee St.	10/28/00
	106 ... 29...1	Adrian Peterson at The Citadel	10/21/00
	106 ... 8...0	Zzream Walden vs. Johnson C. Smith	9/9/00
	106 ... 22...0	Roderick Russell vs. William & Mary	9/6/97
	106 ... 20...3	Charles Bostick vs. Valdosta St.	9/12/92
	106 ... 32...2	Joe Ross at James Madison	11/4/89
	106 ... 7...0	Ricky Harris at Nevada	12/13/86 (P)
392.	105 ... 8...1	Wesley Kennedy III vs. Arkansas St.	9/29/18
	105 ... 23...0	Chaz Williams vs. Furman	11/8/03
	105 ... 19...0	Jermaine Austin at Furman	11/9/02
	105 ... 4...1	Mark Myers vs. App State	10/19/02
	105 ... 22...2	Adrian Peterson vs. Western Carolina	10/6/01
	105 ... 16...1	Greg Hill vs. Connecticut	12/5/98 (P)
	105 ... 23...2	Greg Hill vs. South Florida	11/14/98
	105 ... 16...0	Greg Hill at Western Carolina	10/12/96
	105 ... 14...0	Garry Miller at App State	12/5/87 (P)
401.	104 ... 6...1	Kevin Ellison vs. New Mexico St.	10/17/15
	104 ... 13...3	Dominique Swope vs. Jacksonville	9/11/12
	104 ... 23...0	Jermaine Austin vs. App State	10/16/04
	104 ... 21...0	Jermaine Austin at Wofford	9/20/03
	104 ... 14...1	Jermaine Austin vs. Bethune-Cookman	11/30/02 (P)
	104 ... 16...3	Charles Bostick vs. Western Carolina	10/12/91
	104 ... 26...0	Lester Efford vs. Florida A&M	9/21/91
	104 ... 21...1	Joe Ross vs. Central Florida	10/21/89
	104 ... 25...3	Tracy Ham vs. South Carolina St.	11/23/85
	104 ... 8...0	Melvin Bell vs. Liberty	9/29/84
411.	103 ... 13...1	Wesley Fields vs. New Mexico St.	10/14/17
	103 ... 16...0	Favian Upshaw vs. Western Michigan	9/12/15
	103 ... 9...2	Antonio Henton vs. Austin Peay	9/6/08
	103 ... 9...1	Lamar Lewis at Elon	10/13/07
	103 ... 17...2	Chaz Williams vs. Jacksonville St.	11/16/02
	103 ... 8...2	Greg Hill vs. Chattanooga	9/25/99
	103 ... 21...0	Adrian Peterson vs. Western Illinois	12/12/98 (P)
	103 ... 26...1	Raymond Gross vs. Stephen F. Austin	12/16/89 (P)
	103 ... 4...1	Frank Johnson vs. The Citadel	11/26/88 (P)
420.	102 ... 16...1	J.D. King vs. ULM	11/16/19
	102 ... 20...0	Shai Werts at South Alabama	10/3/19
	102 ... 14...0	Kevin Ellison at Wofford	9/14/13
	102 ... 11...1	Tobi Akinniranye at Chattanooga	10/16/10
	102 ... 14...3	Chaz Williams vs. South Dakota St.	10/30/04
	102 ... 18...0	Adrian Peterson vs. Wofford	9/19/98
	102 ... 11...0	Ricky Harris vs. Central Florida	9/10/83
427.	101 ... 15...1	Kevin Ellison at Georgia State	11/19/16
	101 ... 15...1	William Banks at Western Carolina	10/6/12
	101 ... 20...1	Ezayi Youyoute at The Citadel	9/8/12
	101 ... 12...0	Jerick McKinnon at Delaware	12/18/10 (P)
	101 ... 36...3	Jaybo Shaw at Furman	11/20/10
	101 ... 13...1	Melvin Cox vs. The Citadel	10/20/01
	101 ... 11...2	Tracy Ham vs. Bethune-Cookman	10/11/86
434.	100 ... 24...1	J.D. King at Louisiana	9/26/20
	100 ... 22...1	Matt Breida at Ole Miss	11/5/16
	100 ... 17...2	Dominique Swope vs. Savannah St.	8/31/13
	100 ... 19...0	Raymond Gross vs. Middle Tennessee St.	12/2/89 (P)
	100 ... 22...3	Gerald Harris vs. Valdosta St.	10/27/84

## PASSING ATTEMPTS – GAME

1.	64.... Kyle Vantrease vs. James Madison .....	10/15/22
2.	56.... Davis Brin vs. Coastal Carolina.....	9/30/23
	56.... Kyle Vantrease at Nebraska .....	9/10/22
	56.... Lee Chapple at Furman .....	11/15/08
5.	54.... Davis Brin at Marshall .....	11/11/23
6.	52.... Davis Brin at James Madison.....	10/14/23
	52.... Davis Brin at Wisconsin .....	9/16/23
	52.... Kyle Vantrease vs. App State .....	11/26/22
	52.... Tracy Ham at East Carolina.....	9/22/84
10.	50.... Kyle Vantrease at UAB.....	9/24/22

## PASSING ATTEMPTS – SEASON

1.	604.... Kyle Vantrease .....	2022
2.	552.... Davis Brin.....	2023
3.	<b>410 ...JC French .....</b>	<b>2024</b>
4.	360.... Lee Chapple .....	2009
5.	283.... Travis Clark .....	2006
6.	279.... Antonio Henton .....	2008
7.	220.... Tracy Ham .....	1984
8.	189.... Raymond Gross .....	1990
9.	177.... Tracy Ham .....	1986
10.	171.... Tracy Ham .....	1985

## PASSING ATTEMPTS – CAREER

1.	677.... Tracy Ham .....	1983-86
2.	604.... Kyle Vantrease .....	2022
3.	552.... Davis Brin.....	2023
4.	528.... Shai Werts .....	2017-20
5.	507.... Raymond Gross .....	1987-90
6.	481.... Lee Chapple .....	2008-09
7.	434.... Kenny Robinson .....	1994-97
8.	<b>426 ...JC French .....</b>	<b>2023-</b>
9.	383.... Kevin Ellison .....	2013-16
10.	342.... Greg Hill .....	1996-99

## PASS COMPLETIONS – GAME

1.	39.... Lee Chapple at Furman .....	11/15/08
2.	38.... Davis Brin vs. UAB .....	9/19/23
	38.... Kyle Vantrease vs. James Madison .....	10/15/22
4.	37.... Kyle Vantrease at Nebraska .....	9/10/22
5.	35.... Kyle Vantrease vs. App State .....	11/26/22
6.	34.... Davis Brin vs. Coastal Carolina.....	9/30/23
	34.... Davis Brin at Ball State.....	9/23/23
8.	33.... Davis Brin at Wisconsin .....	9/16/23
9.	32.... Davis Brin vs. Ohio .....	12/16/23
10.	31.... Davis Brin at James Madison.....	10/14/23

## PASS COMPLETIONS – SEASON

1.	371.... Kyle Vantrease .....	2022
2.	362.... Davis Brin.....	2023
3.	<b>269 ...JC French .....</b>	<b>2024</b>
4.	233.... Lee Chapple .....	2009
5.	156.... Antonio Henton .....	2008
6.	147.... Travis Clark .....	2006
7.	109.... Jayson Foster .....	2007
	109.... Tracy Ham .....	1984
9.	108.... Raymond Gross .....	1990
10.	100.... Greg Hill.....	1997

## PASS COMPLETIONS – CAREER

1.	371.... Kyle Vantrease .....	2022
2.	362.... Davis Brin.....	2023
3.	352.... Tracy Ham.....	1983-86
4.	311.... Lee Chapple .....	2008-09
5.	301.... Shai Werts .....	2017-20
6.	<b>282 ...JC French .....</b>	<b>2023-</b>
7.	265.... Raymond Gross.....	1987-90
8.	244.... Greg Hill.....	1996-99
9.	242.... Kenny Robinson .....	1994-97
10.	210.... Kevin Ellison .....	2013-16

## PASSING YARDS – GAME

1.	578.... Kyle Vantrease vs. James Madison .....	10/15/22
2.	419.... Tracy Ham vs. Furman.....	12/21/85 (P)
3.	409.... Kyle Vantrease at Nebraska.....	9/10/22
4.	402.... Tracy Ham at East Carolina .....	9/22/84
5.	389.... Kyle Vantrease vs. App State .....	11/26/22
6.	383.... Davis Brln at Wisconsin .....	9/16/23
7.	375.... Travis Clark vs. Elon .....	10/14/06
8.	367.... Kyle Vantrease vs. Morgan State .....	9/3/22
9.	360.... Kyle Vantrease at Georgia State .....	10/8/22
10.	352.... Kyle Vantrease vs. Buffalo .....	12/27/22

## PASSING YARDS - SEASON OPENER

367, Kyle Vantrease (29-46, 4 td) vs. Morgan State, 9/3/22

## PASSING YARDS - FIRST CAREER START

367, Kyle Vantrease (29-46, 4 td) vs. Morgan State, 9/3/22

## PASSING YARDS – SEASON

1.	4,253.... Kyle Vantrease .....	2022
2.	3,781.... Davis Brin.....	2023
3.	<b>2,831 ...JC French .....</b>	<b>2024</b>
4.	1,852.... Antonio Henton .....	2008
5.	1,808.... Travis Clark .....	2006
6.	1,774.... Lee Chapple .....	2009
7.	1,772.... Tracy Ham.....	1986
8.	1,694.... Tracy Ham .....	1984
9.	1,534.... Raymond Gross.....	1990
10.	1,476.... Jaybo Shaw .....	2011

## PASSING YARDS – CAREER

1.	5,757.... Tracy Ham.....	1983-86
2.	4,253.... Kyle Vantrease .....	2022
3.	3,806.... Raymond Gross.....	1987-90
4.	3,781.... Davis Brin.....	2023
5.	3,777.... Shai Werts .....	2017-20
6.	3,369.... Greg Hill.....	1996-99
7.	3,203.... Kenny Robinson .....	1994-97
8.	3,079.... Kevin Ellison .....	2013-16
9.	<b>2,953 ...JC French .....</b>	<b>2023-</b>
10.	2,709.... Jaybo Shaw .....	2010-11

## PASSING YARDS PER ATTEMPT

Season	13.6.... Jayson Foster (842y-62a) .....	2005
Career	9.9.... Greg Hill (3,369y-342a) .....	1996-99

## PASSING YARDS PER COMPLETION

Season	25.5.... Jayson Foster (842y-33c) .....	2005
Career	19.95.... Chaz Williams (2,534y-127c).....	2001-04

## GEORGIA SOUTHERN 2K-2K CLUB

Player (Years)	Passing	Rushing
Tracy Ham (1983-86) .....	5,757	3,212
Raymond Gross (1987-90).....	3,806	2,290
Shai Werts (2017-2020) .....	3,777	3,083
Greg Hill (1996-99) .....	3,369	3,309
Kevin Ellison (2013-2016) .....	3,079	3,264
Chaz Williams (2001-04) .....	2,534	2,768
Jayson Foster (2004-07) .....	2,099	3,835

## 400-YARD GAMES

Season	2.... Kyle Vantrease .....	2022
Career	2.... Tracy Ham .....	1983-86
	..... 419 vs. Furman, 1985 (P)	
	..... 402 at East Carolina, 1984	
	2.... Kyle Vantrease .....	2022
	..... 578 vs. James Madison, 2022	
	..... 409 at Nebraska, 2022	

## 300-YARD GAMES

Season	8.... Kyle Vantrease (vs. JMU - 578) .....	2022
Career	8.... Kyle Vantrease (vs. JMU - 578) .....	2022
	7.... Davis Brin (at Wisconsin - 383).....	2023
	3.... Tracy Ham (vs. Furman - 419) .....	1983-86
	<b>1 ....JC French (vs. Boise State - 322) .....</b>	<b>2023-</b>
	1.... Lee Chapple (at Furman - 323).....	2008
	1.... Travis Clark (vs. Elon - 375) .....	2006

## 200-YARD GAMES

Season	12.... Kyle Vantrease .....	2022
	12.... Davis Brin.....	2023
Career	12.... Kyle Vantrease .....	2022
	12.... Davis Brin.....	2023

## MOST INTERCEPTIONS THROWN – GAME

6 .... Tracy Ham vs. East Tennessee St.....	11/3/1984
---	-----------

## MOST INTERCEPTIONS THROWN – SEASON

1.	19.... Davis Brin.....	2023
2.	16.... Kyle Vantrease .....	2022
3.	14.... Lee Chapple .....	2009
4.	13.... Tracy Ham .....	1984
5.	12.... Antonio Henton .....	2008
	<b>12 ...JC French .....</b>	<b>2024</b>
7.	10.... Tracy Ham .....	1986
8.	9.... Justin Tomlin.....	2021
9.	8.... Trey Hunter .....	2003
	8.... Tracy Ham.....	1985

## MOST INTERCEPTIONS THROWN – CAREER

1.	37.... Tracy Ham.....	1983-86
2.	22.... Greg Hill.....	1996-99
3.	19.... Davis Brin.....	2023
4.	18.... Lee Chapple .....	2008-09
5.	17.... Raymond Gross.....	1987-90
6.	16.... Kyle Vantrease .....	2022
7.	14.... Kevin Ellison .....	2013-16
8.	13.... Kenny Robinson.....	1994-97
9.	<b>12 ...JC French .....</b>	<b>2023-</b>
	12.... Justin Tomlin.....	2019-21
	12.... Antonio Henton .....	2008
	12.... Shai Werts .....	2017-20

## LOWEST INTERCEPTION PERCENTAGE

Season	0.0%.... Shai Werts (0 in 116).....	2018
	Cam Ransom (0 in 83).....	2021
	Kenny Robinson (0 in 70) .....	1997
Career	2.91%.... Chaz Williams (8 in 275).....	2001-04

## CONSECUTIVE PASSES

### WITHOUT AN INTERCEPTION

1.	230.... Shai Werts .....	2017-2019
2.	159.... Davis Brin.....	2023
3.	138.... JC French.....	2023-24
4.	116.... Travis Clark.....	2006
5.	111.... Raymond Gross.....	1989-90
6.	105.... Kyle Vantrease .....	2022



# INDIVIDUAL RECORDS - PASSING

## PASSING TOUCHDOWNS – GAME

1.	4.... Davis Brin at Ball State.....	9/23/23
	4.... Kyle Vantrease vs. James Madison .....	10/15/22
	4.... Kyle Vantrease vs. Morgan State .....	9/3/22
	4.... Chaz Williams vs. Elon.....	10/2/04
	4.... Greg Hill vs. Western Illinois .....	12/12/98 (P)
	4.... Tracy Ham vs. Furman.....	12/21/85 (P)
<b>7.</b>	<b>3 ...JC French vs. James Madison .....</b>	<b>10/19/24</b>
	3.... Davis Brin at Marshall .....	11/11/23
	3.... Davis Brin vs. Georgia State.....	10/26/23
	3.... Davis Brin vs. Coastal Carolina.....	9/30/23
	3.... Kyle Vantrease vs. App State .....	11/26/22
	3.... Kyle Vantrease at Georgia State .....	10/8/22
	3.... Shai Werts vs. UMass .....	10/17/20
	3.... Shai Werts at Arkansas State.....	11/23/19
	3.... Shai Werts at Troy .....	11/9/19
	3.... Jaybo Shaw at Elon.....	10/1/11
	3.... Antonio Henton at Citadel (OT).....	11/1/08
	3.... Jayson Foster vs. Furman .....	11/10/07
	3.... Chaz Williams vs. App. State .....	10/16/04
	3.... Chaz Williams at WCU .....	10/12/02
	3.... J.R. Revere at Chattanooga.....	9/23/00
	3.... Joe Dupree vs. Concord .....	11/13/93

## PASSING TOUCHDOWNS – SEASON

1.	27.... Kyle Vantrease .....	2022
2.	24.... Davis Brin.....	2023
<b>3.</b>	<b>17 ...JC French .....</b>	<b>2024</b>
4.	15.... Antonio Henton .....	2008
5.	13.... Chaz Williams .....	2004
6.	12.... Tracy Ham .....	1984
7.	11.... J.R. Revere .....	2000
8.	10.... Shai Werts .....	2018
	10.... Jaybo Shaw.....	2011
10.	9.... Shai Werts .....	2019
	9.... Chaz Williams .....	2002
	9.... Greg Hill.....	1999
	9.... Tracy Ham.....	1986

## PASSING TOUCHDOWNS – CAREER

1.	34.... Tracy Ham .....	1983-86
	34.... Shai Werts .....	2017-20
3.	27.... Kyle Vantrease .....	2022
4.	24.... Davis Brin.....	2023
5.	23.... Chaz Williams .....	2001-04
6.	22.... Greg Hill.....	1996-99
7.	19.... Kevin Ellison .....	2013-16
<b>8.</b>	<b>17 ...JC French .....</b>	<b>2023-</b>
	18.... J.R. Revere .....	1998-01
	18.... Raymond Gross.....	1987-90

## CONSECUTIVE GAMES WITH TD PASS

Season	13.... Kyle Vantrease .....	2022
Career	13.... Kyle Vantrease .....	2022

## TD PASS PERCENTAGE

Season	23.5%..... Jerick McKinnon (4 in 17).....	2013
	12.9%..... Jayson Foster (8 in 62) .....	2005
Career	14.8%..... Jerick McKinnon (12 in 81).....	2010-13
	8.4%..... Chaz Williams (23 in 275) .....	2001-04

## COMPLETION PERCENTAGE – GAME

(Minimum 10 attempts)		
1.	1.000... Jayson Foster (10-10 vs. Western Carolina) ...	9/29/07
2.	.923.... Shai Werts (12-13 vs. Troy) .....	11/7/20
3.	.917.... Charles Bostick (11-12 vs. VMI) .....	10/23/93
4.	.893.... Lee Chapple (25-28 vs. Wofford) .....	10/3/09
5.	.857.... Kenny Robinson (12-14 vs. App. State) .....	10/14/95
6.	.850.... Jayson Foster (17-20 vs. Chattanooga).....	9/22/07
<b>7.</b>	<b>.842 ...JC French (16-19 vs. App State) .....</b>	<b>11/30/24</b>
8.	.818.... Greg Hill (9-11 vs. East Tennessee State) .....	10/30/99
	.818.... Tracy Ham (9-11 vs. UCF) .....	11/9/85
<b>10.</b>	<b>.815 ...JC French (22-27 at South Alabama) .....</b>	<b>11/2/24</b>
	.815.... Kyle Vantrease (22-27 at Old Dominion).....	10/22/22

## COMPLETION PERCENTAGE – SEASON

(Minimum 100 attempts)		
<b>1.</b>	<b>65.6 ...JC French (269-410) .....</b>	<b>2024</b>
2.	65.6.... Davis Brin (362-552).....	2023
3.	64.7.... Lee Chapple (233-360).....	2009
4.	64.5.... Lee Chapple (78-121) .....	2008
5.	64.4.... Kenny Robinson (67-104).....	1995
6.	64.1.... Jayson Foster (109-170) .....	2007
7.	62.2.... Kevin Ellison (66-106).....	2016
8.	61.4.... Kyle Vantrease (371-604).....	2022
9.	60.2.... Shai Werts (80-133).....	2020
10.	59.5.... Shai Werts (69-116).....	2018

## COMPLETION PERCENTAGE – CAREER

(Minimum 200 attempts)		
<b>1.</b>	<b>66.2 ...JC French (282-426) .....</b>	<b>2023-</b>
2.	65.6.... Davis Brin (362-552).....	2023
3.	64.7.... Lee Chapple (311-of-481).....	2008-09
4.	61.4.... Kyle Vantrease (371-of-604).....	2022
	61.4.... Jayson Foster (143-of-233).....	2004-07
6.	57.0.... Shai Werts (301-of-528) .....	2017-20
7.	56.1.... Greg Hill (192-of-233) .....	1996-99
	55.9.... Antonio Henton (156-of-279).....	2008
9.	55.8.... Kenny Robinson (242-of-434) .....	1994-97
10.	54.8.... Kevin Ellison (210-of-383) .....	2013-16

## PASS EFFICIENCY – SEASON

(Minimum 100 attempts)		
1.	174.25.... Greg Hill.....	1999
2.	171.18.... Chaz Williams .....	2004
3.	168.64.... Jaybo Shaw.....	2011
4.	159.40.... Shai Werts .....	2018
5.	154.55.... Chaz Williams .....	2002
6.	150.53.... Kevin Ellison .....	2016
7.	147.90.... Greg Hill.....	1998
8.	144.94.... Tracy Ham.....	1986
9.	143.51.... J.R. Revere .....	2000
10.	138.05.... Shai Werts .....	2020

## PASS EFFICIENCY – CAREER

(Minimum 200 attempts)		
1.	153.14.... Jayson Foster .....	2004-07
2.	147.47.... Jaybo Shaw.....	2010-11
3.	147.25.... Greg Hill.....	1996-99
4.	145.37.... Chaz Williams .....	2001-04
5.	135.95.... J.R. Revere .....	1998-01
6.	133.80.... Shai Werts .....	2017-20
<b>7.</b>	<b>132.74 ...JC French .....</b>	<b>2023-</b>
8.	131.54.... Kevin Ellison .....	2013-16
9.	130.58.... Davis Brin.....	2023
10.	130.03.... Kyle Vantrease .....	2022

## YARDS PER COMPLETION – SEASON

(Minimum 100 attempts)		
1.	22.71.... Chaz Williams (45-1,022).....	2002
2.	20.03.... Greg Hill (63-1,262).....	1999
3.	19.96.... Chaz Williams (59-1,178).....	2004
4.	19.68.... Jaybo Shaw (75-1,476).....	2011
5.	18.08.... Tracy Ham (98-1,772).....	1986
6.	17.56.... J.R. Revere (71-1,247) .....	2000
7.	17.55.... Raymond Gross (53-930) .....	1989
8.	17.37.... Tracy Ham (51-886) .....	1983
9.	17.36.... Jaybo Shaw (71-1,233).....	2010
10.	17.04.... Greg Hill (70-1,193) .....	1998

## YARDS PER COMPLETION – CAREER

(Minimum 200 attempts)		
1.	19.95.... Chaz Williams (127-2,534).....	2001-04
2.	18.83.... J.R. Revere (124-2,335) .....	1998-01
3.	18.55.... Jaybo Shaw (146-2,709).....	2010-11
4.	17.54.... Greg Hill (192-3,369).....	1996-99
5.	16.36.... Tracy Ham (352-5,757) .....	1983-86
6.	15.12.... Charles Bostick (111-1,679).....	1991-95
7.	14.71.... Kevin Ellison (210-3,089).....	2013-16
8.	14.68.... Jayson Foster (143-2099) .....	2004-07
9.	14.36.... Raymond Gross (265-3806) .....	1987-90
10.	13.23.... Kenny Robinson (242-3,203) .....	1994-97
11.	12.55.... Shai Werts (301-3,777).....	2017-20
12.	12.29.... Travis Clark (147-2,806).....	2006-07

## YARDS PER GAME – SEASON

(Minimum 8 games)		
1.	327.2.... Kyle Vantrease (4,253-13).....	2022
2.	290.6.... Davis Brin (3,781-13).....	2023
<b>3.</b>	<b>217.8 ...JC French (2,831-13) .....</b>	<b>2024</b>
4.	168.4.... Antonio Henton (1,852-11) .....	2008
5.	164.4.... Travis Clark (1,808-11) .....	2006
6.	161.3.... Lee Chapple (1,774-11) .....	2009
7.	161.1.... Tracy Ham (1,772-11) .....	1986
8.	154.0.... Tracy Ham (1,694-11) .....	1984
9.	139.5.... Raymond Gross (1,534-11) .....	1990
10.	127.7.... Tracy Ham (1,405-11) .....	1985

## YARDS PER GAME – CAREER

(Minimum 15 games)		
1.	142.27.... Lee Chapple (1,679-18) .....	2008-09
2.	137.07.... Tracy Ham (5,757-42).....	1983-86
<b>3.</b>	<b>128.39 ...JC French (2,953-23) .....</b>	<b>2023-</b>
4.	93.41.... Jaybo Shaw (2,709-29).....	2010-11
5.	92.83.... Raymond Gross (3,806-41) .....	1987-90
6.	88.97.... Kenny Robinson (3,203-36) .....	1994-97
7.	82.17.... Greg Hill (3,369-41).....	1996-99
8.	82.11.... Shai Werts (3,651-45).....	2017-20
9.	70.20.... Kevin Ellison (3,089-44).....	2013-16
10.	66.71.... J.R. Revere (2,335-35) .....	1998-01

# 140-YARD PASSING GAMES (MODERN ERA)



Pl.	#	C-A	TD	Name/Opponent	Year
1.	578	38-64	4	Kyle Vantrease vs. JMU	10/15/22
2.	419	23-37	4	Tracy Ham vs. Furman	12/21/85 (P)
3.	409	37-56	1	Kyle Vantrease at Nebraska	9/10/22
4.	402	26-52	2	Tracy Ham at East Carolina	9/22/84
5.	389	35-52	3	Kyle Vantrease vs. App State	11/16/22
6.	383	33-52	1	Davis Brin at Wisconsin	9/16/23
7.	375	27-39	1	Travis Clark vs. Elon	10/14/06
8.	367	29-46	4	Kyle Vantrease vs. Morgan St.	9/3/22
9.	360	30-49	3	Kyle Vantrease at Georgia St.	10/8/22
10.	352	28-45	2	Kyle Vantrease vs. Buffalo	12/27/22
11.	350	32-42	2	Davis Brin vs. Ohio	12/16/23
12.	344	34-46	4	Davis Brin at Ball State	9/23/23
13.	334	22-35	3	Davis Brin vs. Georgia State	10/26/23
14.	325	28-49	1	Kyle Vantrease at Louisiana	11/10/22
15.	323	39-56	2	Lee Chapple at Furman	11/15/08
<b>16.</b>	<b>322</b>	<b>28-50</b>	<b>2</b>	<b>JC French vs. Boise State</b>	<b>8/31/24</b>
17.	322	34-56	3	Davis Brin vs. Coastal Carolina	9/30/23
18.	318	38-47	2	Davis Brin vs. UAB	9/9/23
19.	310	26-39	2	Kyle Vantrease vs. Ball State	11/24/22
20.	307	29-54	3	Davis Brin at Marshall	11/11/23
21.	306	12-21	1	Tracy Ham vs. Arkansas St.	12/20/86 (P)
22.	298	16-27	2	Antonio Henton vs. Northeastern	9/13/08
<b>23.</b>	<b>294</b>	<b>25-38</b>	<b>1</b>	<b>JC French at Coastal Carolina</b>	<b>11/23/24</b>
24.	292	16-38	1	Antonio Henton vs. App State	10/18/08
25.	284	26-43	2	Kyle Vantrease at Coastal Carolina	10/1/22
26.	279	18-27	1	Justin Tomlin vs. Georgia St.	10/30/21
27.	278	26-45	2	Kyle Vantrease vs. South Alabama	11/5/22
28.	271	31-52	0	Davis Brin at James Madison	10/14/23
29.	267	11-22	2	Tracy Ham at Central Florida	11/8/86
30.	261	21-35	3	Antonio Henton at The Citadel	11/1/08
<b>31.</b>	<b>259</b>	<b>17-29</b>	<b>2</b>	<b>JC French at Old Dominion</b>	<b>10/24/24</b>
32.	259	30-43	2	Lee Chapple vs. Albany	9/5/09
33.	258	12-18	2	Tracy Ham vs. James Madison	11/15/86
34.	256	11-17	1	Tracy Ham at South Carolina St.	11/23/85
35.	255	11-18	1	Shai Werts at Louisiana	9/26/20
36.	249	26-38	2	Lee Chapple vs. Western Carolina	9/19/09
37.	246	15-34	1	Raymond Gross vs. Eastern Kentucky	9/22/90
38.	244	27-36	2	Davis Brin vs. The Citadel	9/2/23
<b>39.</b>	<b>243</b>	<b>23-37</b>	<b>2</b>	<b>JC French at Nevada</b>	<b>9/7/24</b>
40.	240	20-36	2	Davis Brin vs. UAB	10/21/23
<b>41.</b>	<b>237</b>	<b>24-39</b>	<b>1</b>	<b>JC French at Georgia State</b>	<b>9/28/24</b>
42.	235	20-35	1	Davis Brin vs. Old Dominion	11/18/23
43.	232	20-40	0	Antonio Henton vs. Elon	9/20/08
44.	228	21-36	1	Seth Shuman vs. Louisiana	11/10/16
45.	226	8-11	2	Greg Hill vs. Wofford	9/19/98
	226	12-18	2	Raymond Gross vs. UL Monroe	9/29/90
47.	225	23-31	1	Jayson Foster vs. South Dakota St.	10/16/07
48.	222	16-27	1	Tracy Ham at Chattanooga	10/13/84
49.	220	13-32	1	Travis Clark at The Citadel	10/28/06
50.	219	15-26	1	Tracy Ham at Western Kentucky	11/1/86
51.	217	10-18	2	Derrick McGrady at James Madison	10/19/91
<b>52.</b>	<b>215</b>	<b>24-33</b>	<b>3</b>	<b>JC French vs. James Madison</b>	<b>10/19/24</b>
<b>53.</b>	<b>212</b>	<b>20-33</b>	<b>1</b>	<b>JC French vs. Sam Houston</b>	<b>12/19/24</b>
	212	29-43	0	Lee Chapple at Samford	11/7/09
55.	210	15-22	0	Justin Tomlin at Troy	10/9/21
	210	15-23	1	Raymond Gross at Chattanooga	11/10/90
<b>57.</b>	<b>211</b>	<b>17-23</b>	<b>2</b>	<b>JC French vs. S. Carolina St.</b>	<b>9/13/24</b>
58.	208	19-29	1	Travis Clark at Chattanooga	9/23/06
	208	13-22	1	Kenny Robinson vs. Chattanooga	9/28/96
60.	207	11-16	2	Tracy Ham at Central Florida	9/15/84
61.	205	22-39	1	Kyle Vantrease vs. Marshall	11/19/22
62.	204	24-50	1	Kyle Vantrease at UAB	9/17/22
63.	203	14-22	0	Kevin Ellison at Arkansas State	10/5/16
64.	202	27-44	2	Antonio Henton vs. Samford	11/8/08
	202	15-22	2	Lee Chapple vs. Wofford	9/27/08
	202	8-12	2	Kenny Robinson vs. Valdosta St.	9/30/97
	202	13-24	0	Tracy Ham at Valdosta St.	11/19/83
<b>68.</b>	<b>198</b>	<b>22-27</b>	<b>2</b>	<b>JC French at South Alabama</b>	<b>11/2/24</b>
69.	197	11-19	2	Raymond Gross at James Madison	11/3/90
70.	195	18-27	1	Davis Brin at Texas State	11/4/23
	195	12-22	1	Travis Clark at Western Carolina	9/30/06
<b>72.</b>	<b>194</b>	<b>16-26</b>	<b>0</b>	<b>JC French vs. Marshall</b>	<b>10/12/24</b>
	194	9-18	1	Charles Bostick vs. Mississippi College	11/7/92
74.	192	22-27	1	Kyle Vantrease at Old Dominion	10/22/22
75.	191	11-19	1	Tracy Ham at Middle Tennessee St.	9/20/86

Pl.	#	C-A	TD	Name/Opponent	Year
76.	190	14-23	2	Shai Werts vs. Troy	11/10/18
	190	10-22	3	Jayson Foster vs. Furman	11/10/07
	190	11-21	1	Tracy Ham vs. Bethune-Cookman	10/6/84
79.	187	25-28	1	Lee Chapple at Wofford	10/3/09
80.	185	10-19	1	Tracy Ham vs. Florida A&M	9/13/86
81.	184	9-16	1	Kevin Ellison at NC State	8/30/14
82.	182	8-16	3	J.R. Revere at Chattanooga	9/23/00
83.	181	8-16	3	Shai Werts at Troy	11/9/19
	181	6-9	1	Jaybo Shaw vs. Tusculum	9/10/11
85.	180	7-10	2	Raymond Gross vs. Montana	12/9/89 (P)
86.	179	12-18	1	Greg Hill at East Tennessee St.	11/19/97
	179	9-16	2	Kenny Robinson vs. VMI	10/4/97
	179	12-18	0	Kenny Robinson at Chattanooga	9/24/94
89.	177	17-24	2	Antonio Henton at Chattanooga	10/4/08
	177	8-20	1	Travis Clark vs. Central Arkansas	11/18/06
	177	17-26	0	Kenny Robinson vs. Marshall	9/21/96
92.	176	9-14	0	Tracy Ham vs. Chattanooga	9/27/86
93.	175	11-24	0	Justin Tomlin vs. Louisiana	9/25/21
	175	14-24	3	Shai Werts at Arkansas St.	11/23/19
95.	174	25-39	0	Lee Chapple at South Dakota St.	9/12/09
96.	173	10-13	0	Raymond Gross vs. The Citadel	11/24/90 (P)
97.	172	9-11	1	Greg Hill at East Tennessee St.	10/30/99
<b>98.</b>	<b>171</b>	<b>17-28</b>	<b>0</b>	<b>JC French vs. Troy</b>	<b>11/16/24</b>
	171	6-9	0	Jaybo Shaw vs. Furman	10/15/11
	171	12-20	2	Tracy Ham vs. East Tennessee St.	11/16/85
101.	169	9-16	1	Tracy Ham vs. Florida A&M	9/7/85
102.	168	9-14	2	Greg Hill at Wofford	9/11/99
103.	167	15-24	0	Raymond Gross vs. Samford	11/17/90
	167	11-19	0	Tracy Ham vs. Nicholls St.	12/6/90 (P)
<b>105.</b>	<b>166</b>	<b>16-19</b>	<b>1</b>	<b>JC French vs. App State</b>	<b>11/30/24</b>
	166	5-9	1	Raymond Gross vs. UL Monroe	10/15/88
107.	165	5-13	2	J.R. Revere at Western Carolina	10/7/00
108.	164	7-10	1	Kevin Ellison at Georgia Tech	9/13/14
	164	15-27	0	Travis Clark vs. North Dakota St.	10/7/06
	164	9-16	1	Derrick McGrady vs. Nicholls St.	11/23/91
111.	162	12-23	0	Derrick McGrady vs. Troy	11/16/91
112.	161	5-10	1	J.R. Revere vs. Florida A&M	12/1/01 (P)
	161	11-20	1	J.R. Revere vs. Elon	11/11/00
	161	13-32	1	Tracy Ham at East Tennessee St.	11/3/84
115.	160	10-18	2	Shai Werts vs. Arkansas State	10/4/17
	160	7-12	2	Jaybo Shaw at Coastal Carolina	9/18/10
	160	9-18	2	Chaz Williams vs. Western Kentucky	12/14/02 (P)
	160	10-13	4	Greg Hill vs. Western Illinois	12/12/98 (P)
	160	11-12	1	Charles Bostick at VMI	10/23/93
	160	16-30	0	Ken Burnette at East Carolina	9/26/87

## STARTING QUARTERBACK RECORDS

### Wins by Starter

1.	Raymond Gross (1987-90)	44-8
2.	Tracy Ham (1982-86)	41-12
3.	Greg Hill (1997-99)	32-4
4.	Chaz Williams (2002-04)	25-8
	Shai Werts (2017-20)	25-21
6.	J.R. Revere (2000-01)	24-3
7.	Kevin Ellison (2013-16)	22-14
8.	Jaybo Shaw (2010-11)	21-7
9.	Kenny Robinson (1994-97)	20-15
10.	Charles Bostick (1991-93, 1995)	16-8

### Games Started

1.	Tracy Ham (1982-86)	53 (41-12)
2.	Raymond Gross (1987-90)	52 (44-8)
3.	Shai Werts (2017-20)	46 (25-21)
4.	Greg Hill (1997-99)	36 (32-4)
5.	Kevin Ellison (2013-16)	36 (22-14)
6.	Kenny Robinson (1994-97)	35 (20-15)
7.	Chaz Williams (2002-04)	33 (25-8)
8.	Jaybo Shaw (2010-11)	28 (21-7)
9.	J.R. Revere (2000-01)	27 (24-3)
10.	Charles Bostick (1991-93, 1995)	24 (16-8)

Pl.	#	C-A	TD	Name/Opponent	Year
121.	159	10-15	2	Raymond Gross vs. Central Florida	10/20/90 (P)
	159	10-20	1	Tracy Ham vs. Newberry	10/26/85
123.	158	6-8	2	Chaz Williams vs. Wofford	9/18/04
	158	6-8	1	Greg Hill vs. Liberty	11/16/96
	158	10-20	1	Kenny Robinson at Furman	11/9/96
126.	157	8-12	0	Greg Hill vs. Jacksonville St.	9/12/98
	157	8-20	1	Tracy Ham at Troy	9/21/85
128.	156	20-34	0	Lee Chapple at App State	10/24/09
	156	6-8	4	Chaz Williams vs. Elon	10/2/04
	156	6-10	3	Chaz Williams at Western Carolina	10/6/02
131.	155	7-14	1	Chaz Williams at Western Carolina	10/9/04
	155	9-20	2	Ken Burnette vs. Central Florida	10/3/87
	155	3-7	3	Joe Dupree vs. Concord	11/13/93
134.	154	6-9	2	Shai Werts vs. UMass	9/8/18
	154	14-26	2	Antonio Henton at Western Carolina	10/25/08
136.	151	5-6	1	Kevin Ellison vs. Saint Francis (Pa.)	9/7/13
	151	3-5	2	Raymond Gross vs. Chattanooga	10/11/89
138.	150	5-8	2	Trey Hunter vs. Florida International	10/4/03
	150	10-19	0	Kenny Robinson vs. VMI	10/5/96
140.	149	10-17	0	Trey Hunter vs. Western Carolina	10/11/03
	149	3-5	2	Chaz Williams vs. The Citadel	10/26/02
	149	11-18	1	Kenny Robinson vs. The Citadel	10/21/95
143.	148	4-9	1	Kado Brown at UMass	10/21/17
144.	147	22-28	1	Shai Werts vs. Georgia State	11/4/17
	147	10-10	1	Jayson Foster vs. Western Carolina	9/29/07
	147	4-7	2	Trey Hunter vs. Chattanooga	9/27/03
	147	8-16	2	Tracy Ham at Nevada	12/13/86 (P)
148.	146	13-19	1	Tracy Ham at Chattanooga	9/28/85
149.	145	8-11	1	Billy Lowe at Appalachian State	10/20/07
	145	5-6	0	J.R. Revere vs. Western Carolina	10/6/01
	145	6-10	2	Tracy Ham vs. Jackson St.	11/30/85 (P)
152.	144	10-27	0	Greg Hill at App State	10/18/97
	144	14-23	0	Kenny Robinson at East Tenn. St.	10/28/95
154.	143	20-32	1	Lee Chapple vs. The Citadel	11/21/09
	143	10-15	1	Greg Hill at Furman	11/7/98
156.	142	8-12	2	J.R. Revere at Wofford	11/24/01
	142	4-5	2	J.R. Revere vs. Chattanooga	9/22/01
	142	6-8	1	Greg Hill vs. Furman	11/6/99
	142	10-21	0	Tracy Ham vs. Troy	9/24/83
160.	141	9-14	0	Tracy Ham vs. East Carolina	10/18/86
161.	140	7-7	2	Kevin Ellison at Samford	10/5/13
	140	10-14	1	Lee Chapple at Western Carolina	10/25/08
	140	8-12	3	Chaz Williams vs. App State	10/16/04
	140	4-6	2	Greg Hill vs. Fayetteville St.	9/4/99
	140	6-12	1	Tracy Ham vs. Bethune-Cookman	10/11/86

### Winning Percentage by Starter (Career; Min. 5 Starts)

1.	Greg Hill (1997-99)	0.889 (32-4)
	J.R. Revere (2000-01)	0.889 (24-3)
3.	Raymond Gross (1987-90)	0.846 (44-8)
4.	Tracy Ham (1982-86)	0.774 (41-12)
5.	Chaz Williams (2002-04)	0.758 (25-8)
6.	Jaybo Shaw (2010-11)	0.750 (21-7)
7.	Jerick McKinnon (2010, 2012-13)	0.688 (11-5)
8.	Jayson Foster (2005, 2007)	0.682 (15-7)
9.	Favian Upshaw (2015-16)	0.667 (4-2)
	Charles Bostick (1991-93, 1995)	0.667 (16-8)

### 10-Win Seasons by a GS Starter

1.	Raymond Gross (1989)	15-0
2.	Greg Hill (1998)	14-1
3.	J.R. Revere (2000)	13-2
	Greg Hill (1999)	13-2
	Tracy Ham (1986)	13-2
6.	Tracy Ham (1985)	12-2
7.	Raymond Gross (1988)	12-3
	Raymond Gross (1990)	12-3
9.	J.R. Revere (2001)	11-1
	Chaz Williams (2002)	11-3
	Jaybo Shaw (2011)	11-3
12.	Shai Werts (20	



# INDIVIDUAL RECORDS - RECEIVING

## RECEPTIONS - GAME

1.	12....	Khaleb Hood vs. Coastal Carolina	9/30/23
	12....	Derwin Burgess Jr. at Nebraska	9/10/22
3.	11....	Khaleb Hood at Georgia State	10/8/22
4.	10....	Khaleb Hood at App State	10/25/23
	10....	Khaleb Hood at James Madison	10/14/23
	10....	Jeremy Singleton vs. App State	11/26/22
	10....	Khaleb Hood vs. App State	11/26/22
	10....	Raja Andrews at The Citadel	11/1/08
	10....	Raja Andrews vs. Samford	11/8/08
10.	9....	Seven Times	
	Last time....	Khaleb Hood vs. Georgia State	10/26/23

## RECEPTIONS - SEASON

1.	101....	Khaleb Hood	2023
2.	87....	Khaleb Hood	2022
3.	74....	Derwin Burgess Jr.	2023
4.	66....	Jeremy Singleton	2022
5.	64....	Raja Andrews	2008
6.	<b>59 ...</b>	<b>Derwin Burgess Jr.</b>	<b>2024</b>
7.	58....	Derwin Burgess Jr.	2022
8.	<b>52 ...</b>	<b>Dalen Cobb</b>	<b>2024</b>
9.	51....	Jamere Valentine	2009
10.	<b>46 ...</b>	<b>Josh Dallas</b>	<b>2024</b>

## RECEPTIONS - CAREER

1.	252....	Khaleb Hood	2019-23
2.	<b>208 ...</b>	<b>Derwin Burgess Jr.</b>	<b>2021-24</b>
3.	127....	Raja Andrews	2005-08
4.	<b>100 ...</b>	<b>Dalen Cobb</b>	<b>2022-</b>
5.	92....	BJ Johnson III	2013-16
	92....	Monty Sharpe	1983-86
7.	80....	Tony Belser	1985-88
8.	71....	Corey Joyner	1994-98
9.	70....	Terrence Sorrell	1989-92
10.	69....	Chris Johnson	1997-00

## MOST RECEPTIONS BY A RUNNING BACK

Season	45....	Adam Urbano	2009
--------	--------	-------------	------

## MOST RECEPTIONS BY A TIGHT END

Season	37....	Jay McAfee	2023
--------	--------	------------	------

## RECEIVING YARDS - GAME

1.	191....	Reggie McCutchen vs. Elon	10/14/06
2.	170....	Deryl Belser at James Madison	10/19/91
3.	164....	Amare Jones vs. James Madison	10/15/22
4.	153....	Corey Joyner vs. Valdosta St.	8/30/97
5.	148....	Frank Johnson vs. Furman	12/21/85 (P)

## THREE PLAYERS, 100 YARDS RECEIVING IN A GAME

Amare Jones (164), Khaleb Hood (131), Jeremy Singleton (108)	
vs. James Madison	10/15/22

## TWO PLAYERS, 100 YARDS RECEIVING IN A GAME

Six Times	Last Two Times:
Derwin Burgess Jr. (117), Dalen Cobb (109)	
vs. Ohio	12/16/23
Jeremy Singleton (133), Khaleb Hood (103)	
vs. App State	11/26/22

## RECEIVING YARDS - SEASON

1.	948....	Khaleb Hood	2023
2.	925....	Khaleb Hood	2022
3.	873....	Raja Andrews	2008
4.	813....	Derwin Burgess Jr.	2023
5.	717....	Derwin Burgess Jr.	2022
6.	714....	Jeremy Singleton	2022
7.	673....	Chris Johnson	2000
8.	<b>659 ...</b>	<b>Derwin Burgess Jr.</b>	<b>2024</b>
9.	654....	Monty Sharpe	1984
10.	<b>614 ...</b>	<b>Josh Dallas</b>	<b>2024</b>

## RECEIVING YARDS - CAREER

1.	2,692....	Khaleb Hood	2019-23
2.	<b>2,500 ...</b>	<b>Derwin Burgess Jr.</b>	<b>2021-24</b>
3.	1,854....	Monty Sharpe	1983-86
4.	1,538....	Raja Andrews	2005-08
5.	1,472....	Tony Belser	1985-88
6.	1,377....	BJ Johnson III	2013-16
7.	1,332....	Corey Joyner	1994-98
8.	1,316....	Chris Johnson	1997-00
9.	1,302....	Terrence Sorrell	1989-92
10.	<b>1,273 ...</b>	<b>Dalen Cobb</b>	<b>2022-</b>

## 100-YARD RECEIVING GAMES

Season	5....	Raja Andrews	2008
Career	6....	Khaleb Hood	2019-23

## RECEIVING TOUCHDOWNS - GAME

1.	3....	Corey Joyner vs. Western Illinois	12/12/98 (P)
----	-------	-----------------------------------	--------------

## RECEIVING TOUCHDOWNS - SEASON

1.	8....	Chris Johnson	2000
2.	7....	Derwin Burgess Jr.	2022
	7....	Teddy Craft	2004
	7....	Corey Joyner	1997
5.	<b>6 ...</b>	<b>Josh Dallas</b>	<b>2024</b>
	6....	Derwin Burgess Jr.	2023
	6....	Amare Jones	2022
8.	5....	Raja Andrews	2008
	5....	Teddy Craft	2005
	5....	Monty Sharpe	1986
	5....	Monty Sharpe	1985
	5....	Monty Sharpe	1984

## RECEIVING TOUCHDOWNS - CAREER

1.	18....	Monty Sharpe	1983-86
2.	<b>17 ...</b>	<b>Derwin Burgess Jr.</b>	<b>2021-24</b>
3.	13....	Teddy Craft	2003-05
	13....	Chris Johnson	1997-00
5.	10....	Corey Joyner	1994-98
	10....	Tony Belser	1985-88
7.	9....	Khaleb Hood	2019-23
	9....	Kentrellis Showers	2010-14
	9....	Raja Andrews	2004-08
10.	8....	Jay McAfee	2021-23

## YARDS PER CATCH - SEASON

### (MINIMUM 20 RECEPTIONS)

1.	25.05....	J.J. Wilcox (22-551)	2010
2.	24.10....	Teddy Craft (20-482)	2004
3.	23.21....	Chris Johnson (29-673)	2000
4.	22.38....	Frank Johnson (26-582)	1986
5.	22.25....	Terrence Sorrell (20-445)	1990
6.	21.80....	Monty Sharpe (30-654)	1984
7.	20.58....	Corey Joyner (24-494)	1998
8.	19.40....	Monty Sharpe (20-388)	1986
9.	19.19....	Corey Joyner (31-595)	1997
10.	18.90....	Deryl Belser (21-397)	1990

## YARDS PER CATCH - CAREER

### (MINIMUM 40 RECEPTIONS)

1.	24.16....	Teddy Craft (45-1,087)	2003-05
2.	19.96....	J.J. Wilcox (45-898)	2009-12
3.	19.83....	Monty Sharpe (92-1,824)	1983-86
4.	19.07....	Chris Johnson (69-1,316)	1997-00
5.	18.76....	Corey Joyner (71-1,332)	1994-98
6.	18.60....	Terrence Sorrell (70-1,302)	1989-93
7.	18.40....	Tony Belser (80-1,472)	1985-88
8.	17.34....	Delano Little (47-815)	1983-86
9.	16.88....	Frank Johnson (50-844)	1985-88
10.	16.88....	Herman Barron (40-675)	1985-87

## 100-YARD RECEIVING GAMES

Yds.	Rec.	TD	Name, Opponent	Date
1.	191	7	0.... Reggie McCutchen vs. Elon	10/14/06
2.	170	7	2.... Deryl Belser at James Madison	10/19/91
3.	164	7	2.... Amare Jones vs. James Madison	10/15/22
4.	153	3	2.... Corey Joyner vs. Valdosta St.	8/30/97
5.	148	7	2.... Frank Johnson vs. Furman	12/21/85 (P)
6.	143	9	0.... Raja Andrews vs. Elon	9/20/08
	143	3	1.... Ricky Harris vs. Arkansas St.	12/20/86 (P)
8.	142	4	0.... Herman Barron at South Carolina St.	11/23/85 (P)
9.	138	5	0.... Wesley Fields vs. Troy	11/10/18
10.	134	5	0.... Derwin Burgess Jr. at Texas St.	11/13/21
11.	133	10	0.... Jeremy Singleton vs. App State	11/26/22
	133	5	0.... Derwin Burgess Jr. vs. Ball State	9/24/22
13.	131	12	1.... Khaleb Hood vs. Coastal Carolina	9/30/23
	131	8	0.... Khaleb Hood vs. James Madison	10/15/22
15.	130	6	3.... Corey Joyner vs. Western Illinois	12/12/98 (P)
16.	129	7	2.... BJ Johnson III vs. Troy	12/3/16
17.	127	9	0.... BJ Johnson III vs. Louisiana	11/10/16
	127	4	2.... Chris Johnson at Western Carolina	10/7/00
19.	126	5	2.... Monty Sharpe vs. James Madison	11/15/86
20.	124	8	0.... Derwin Burgess Jr. at Wisconsin	9/16/23
	124	8	1.... Tony Belser at East Carolina	9/26/87
22.	123	7	0.... Raja Andrews vs. Northeastern	9/13/08
	123	7	1.... Maurice Bing at Chattanooga	9/28/96
24.	122	11	1.... Khaleb Hood at Georgia State	10/8/22
	122	7	1.... Irving Campbell vs. South Dakota St.	10/16/07
	122	9	1.... Robert Baker at East Carolina	9/22/84
27.	121	4	1.... Myles Campbell at Ole Miss	11/5/16
	121	2	1.... J.J. Wilcox at Chattanooga	10/16/10
	121	8	2.... Raja Andrews at Western Carolina	10/25/08
	121	4	4.... Frank Johnson vs. Chattanooga	9/27/86
31.	120	3	1.... Darius Smiley vs. Central Arkansas	11/18/06
32.	119	12	0.... Derwin Burgess Jr. at Nebraska	9/10/22
	119	3	1.... Demarcus Watts vs. Wofford	9/27/08
34.	118	5	0.... Beau Johnson vs. Buffalo	12/27/22
35.	117	6	1.... Derwin Burgess Jr. vs. Ohio	12/16/23
	117	4	2.... Teddy Craft vs. Wofford	9/18/04
	117	7	0.... Monty Sharpe at East Carolina	9/22/84
38.	114	10	1.... Raja Andrews vs. Samford	11/8/08
	114	3	1.... Jayson Foster at The Citadel	10/28/06
40.	113	6	1.... Monty Sharpe vs. Chattanooga	10/13/84
41.	112	4	1.... Frank Johnson at Western Kentucky	11/1/86
42.	111	3	2.... Chris Johnson at Wofford	9/11/99
	111	6	0.... Tony Belser vs. Furman	12/21/85 (P)
	111	5	1.... Karl Miller vs. Central Florida	12/8/90 (P)
45.	110	4	1.... Chris Johnson vs. Montana	12/16/00 (P)
46.	109	3	1.... Deryl Belser vs. Savannah State	10/27/90
47.	108	7	0.... Jeremy Singleton vs. James Madison	10/15/22
	108	5	1.... Teddy Craft at Western Carolina	10/9/04
	108	3	0.... Derrick Owens vs. Western Carolina	10/6/01
50.	107	7	0.... Dalen Cobb vs. Ohio	12/16/23
	107	6	0.... Khaleb Hood vs. Georgia State	10/30/21
	107	3	0.... J.J. Wilcox at Furman	11/20/10
53.	106	3	1.... Derrick Owens vs. Wofford	11/24/01
54.	105	3	2.... Tray Butler at Samford	10/5/13
	105	2	0.... Wesley Kennedy III at Louisiana	9/26/20
56.	104	3	0.... Terrence Sorrell vs. Villanova	11/25/89 (P)
57.	103	10	0.... Khaleb Hood vs. App State	11/26/22
	103	3	1.... Terrence Sorrell vs. West Georgia	9/9/89
	103	4	0.... Herman Barron vs. James Madison	11/15/86
60.	102	6	0.... Jeremy Singleton at Georgia St.	10/8/22
	102	10	2.... Raja Andrews at The Citadel	11/1/08
62.	100	2	1.... Dalen Cobb vs. Georgia State	10/26/23
	100	4	1.... Donnie Allen vs. Montana	10/9/89 (P)

# INDIVIDUAL RECORDS - SCORING/OFFENSE



## POINTS - GAME

1.	36....	Jayson Foster at Coastal Carolina (6 TD) .....	9/15/07
2.	32....	Adrian Peterson vs. UMass (5 TD, 2 PXT) ...	12/4/99 (P)
3.	30....	Adrian Peterson vs. VMI (5 TD) .....	9/30/00
	30....	Adrian Peterson vs. The Citadel (5 TD) .....	10/24/98
	30....	Gerald Harris vs. North Carolina A&T (5 TD) ..	11/29/86 (P)
6.	24....	23 times, last by: Favian Upshaw vs. Bowling Green (4 TD) ....	12/23/15

## POINTS - SEASON

1.	174....	Adrian Peterson (29 TD) .....	1999
2.	162....	Chaz Williams (27 TD) .....	2002
3.	156....	Adrian Peterson (26 TD) .....	1998
4.	152....	Chaz Williams (25 TD, 1 PAT) .....	2004
5.	144....	Jayson Foster (24 TD) .....	2007
6.	126....	Jayson Foster (21 TD) .....	2005
7.	122....	Jerick McKinnon (20 TD, 1 PAT) .....	2012
8.	116....	Ernest Thompson (19 TD, 1 PAT) .....	1988
9.	110....	Adrian Peterson (18 TD, 1 PAT) .....	2001
10.	110....	Tracy Ham (18 TD, 1 PAT) .....	1986

## POINTS - CAREER

1.	524....	Adrian Peterson (87 TD, 1 PAT) .....	1998-01
2.	374....	Chaz Williams (62 TD, 1 PAT) .....	2001-04
	374....	Jayson Foster (62 TD, 1 PAT) .....	2004-07
4.	338....	Gerald Harris (55 TD, 4 PAT) .....	1983-86
5.	328....	Adrian Mora (157 XPT, 57 FG) .....	2008-11
6.	301....	Tim Foley (151 XPT, 50 FG) .....	1984-87
7.	294....	Greg Hill (49 TD) .....	1996-99
8.	276....	Tyler Bass (114 PAT, 54 FG) .....	2016-19
9.	266....	Ernest Thompson (44 TD, 1 PAT) .....	1985-89
10.	260....	Jerick McKinnon (43 TD, 1 PAT) .....	2010-13

## PLAYS - GAME

65....	Kyle Vantrease vs. James Madison .....	10/15/22
65....	Tracy Ham at East Tennessee St. ....	11/3/84

## PLAYS - SEASON

1.	638....	Kyle Vantrease .....	2022
2.	626....	Davis Brin .....	2023
3.	438....	Lee Chapple .....	2009
	438....	Antonio Henton .....	2008
5.	431....	Jayson Foster .....	2007
6.	390....	Chaz Williams .....	2002
7.	<b>386</b> ....	<b>JC French</b> .....	<b>2024</b>
8.	384....	Tracy Ham .....	1986
9.	368....	Tracy Ham .....	1984
10.	359....	Shai Werts .....	2017

## PLAYS - CAREER

1,315....	Tracy Ham .....	1983-1986
-----------	-----------------	-----------

## TOTAL OFFENSE - GAME

578....	Kyle Vantrease vs. James Madison .....	10/15/22
---------	--	----------

## TOTAL OFFENSE BY A FRESHMAN - GAME

273....	Kevin Ellison vs. The Citadel .....	10/12/13
---------	-------------------------------------	----------

## TOTAL OFFENSE - SEASON

1.	4,287....	Kyle Vantrease .....	2022
2.	3,721....	Davis Brin .....	2023
3.	<b>3,070</b> ....	<b>JC French</b> .....	<b>2024</b>
4.	3,047....	Jayson Foster .....	2007
5.	2,820....	Tracy Ham .....	1986
6.	2,480....	Antonio Henton .....	2008
7.	2,444....	Chaz Williams .....	2002
8.	2,414....	Jerick McKinnon .....	2012
9.	2,401....	Tracy Ham .....	1984
10.	2,346....	Greg Hill .....	1999

## TOTAL OFFENSE BY A FRESHMAN - SEASON

1,932....	Adrian Peterson .....	1998
-----------	-----------------------	------

## MOST TOUCHDOWNS - GAME

1.	6r	Jayson Foster at Coastal Carolina .....	9/15/07
2.	5r	Adrian Peterson vs. VMI .....	10/30/00
	5r	Adrian Peterson vs. Massachusetts .....	12/4/99 (P)
	5r	Adrian Peterson vs. The Citadel .....	10/24/98
	5r	Gerald Harris vs. North Carolina A&T .....	11/29/86 (P)
6.	4r	Favian Upshaw vs. Bowling Green .....	12/23/15
	4r	Matt Breida vs. Western Michigan .....	9/12/15
	4r	Matt Breida vs. Georgia St. ....	10/25/14
	4r	Jerick McKinnon at Old Dominion .....	12/8/12 (P)
	4r	Jermaine Austin at South Dakota St. ....	10/29/05
	4r	Chaz Williams at The Citadel .....	10/23/04
	4r	Adrian Peterson vs. Savannah St. ....	9/1/01
	4r	Adrian Peterson at East Tennessee St. ....	10/30/99
	4r	Adrian Peterson at Wofford .....	9/11/99
	4r	Adrian Peterson vs. Chattanooga .....	9/25/99
	4r	Adrian Peterson vs. Jacksonville St. ....	9/12/98
	4r	Adrian Peterson at Chattanooga .....	9/26/98
	4r	Greg Hill at Furman .....	11/7/98
	4r	Greg Hill vs. Florida A&M .....	11/29/97 (P)
	4r	Charles Bostick vs. Florida A&M .....	9/21/91
	4r	Ernest Thompson vs. West Georgia .....	9/9/89
	4r	Ernest Thompson vs. Florida A&M .....	9/10/88

## TOUCHDOWNS - SEASON

1.	29....	Adrian Peterson .....	1999
2.	27....	Chaz Williams .....	2002
3.	26....	Adrian Peterson .....	1998
4.	25....	Chaz Williams .....	2004
5.	24....	Jayson Foster .....	2007
6.	21....	Jayson Foster .....	2005
7.	20....	Jerick McKinnon .....	2012
8.	19....	Ernest Thompson .....	1988
9.	18....	Matt Breida .....	2014
	18....	Adrian Peterson .....	2001
	18....	Tracy Ham .....	1986
	18....	Ernest Thompson .....	1989

## TOTAL OFFENSE - CAREER

1.	8,969	Tracy Ham .....	1983-86
2.	6,860	Shai Werts .....	2017-20
3.	6,678	Greg Hill .....	1996-99
4.	6,589	Adrian Peterson .....	1998-01
5.	6,353	Kevin Ellison .....	2013-16
6.	6,096	Raymond Gross .....	1987-90
7.	5,934	Jayson Foster .....	2004-07
8.	5,741	Kenny Robinson .....	1994-97
9.	5,411	Jermaine Austin .....	2002-05
10.	5,302	Chaz Williams .....	2001-04

## TOTAL OFFENSE PER GAME - SEASON

### (MINIMUM 8 GAMES)

1.	329.8....	Kyle Vantrease (13G - 4287) .....	2022
2.	286.2....	Davis Brin (13G - 3721) .....	2023
3.	277.0....	Jayson Foster (11G - 3,047) .....	2007
4.	256.4....	Tracy Ham (11G-2,820) .....	1986
5.	<b>236.2</b> ....	<b>JC French (13G-3,070)</b> .....	<b>2024</b>
6.	225.5....	Antonio Henton (11G-2,480) .....	2008
7.	218.3....	Tracy Ham (11G-2,401) .....	1984
8.	213.3....	Greg Hill (11G-2,346) .....	1999
9.	204.9....	Greg Hill (11G-2,254) .....	1998
10.	196.0....	Tracy Ham (11G-2,156) .....	1985

## TOTAL OFFENSE PER GAME - CAREER

### (MINIMUM 15 GAMES)

1.	213.5....	Tracy Ham (42G-8,969) .....	1983-86
2.	162.9....	Greg Hill (41G-6,678) .....	1996-99
3.	156.9....	Adrian Peterson (42G-6,589) .....	1998-01
4.	149.1....	Shai Werts (46G-6,860) .....	2017-20
5.	148.7....	Raymond Gross (41G-6,096) .....	1987-90
6.	144.4....	Kevin Ellison (44G-6,353) .....	2013-16
7.	<b>140.9</b> ....	<b>JC French (23G-3,240)</b> .....	<b>2023-</b>
8.	140.2....	Lee Chapple (18G-2,523) .....	2008-09
9.	130.2....	Kenny Robinson (36G-4,686) .....	1994-97
10.	129.0....	Jayson Foster (46G-5,934) .....	2004-07

## TOUCHDOWNS - CAREER

1.	87....	Adrian Peterson .....	1998-01
2.	62....	Jayson Foster .....	2004-07
	62....	Chaz Williams .....	2001-04
4.	55....	Gerald Harris .....	1983-86
5.	49....	Greg Hill .....	1996-99
6.	44....	Ernest Thompson .....	1985-89
7.	43....	Jerick McKinnon .....	2010-13
8.	41....	Tracy Ham .....	1983-86
9.	40....	Matt Breida .....	2013-16
10.	<b>38</b> ....	<b>Jalen White</b> .....	<b>2020-24</b>

## TOUCHDOWN RESPONSIBILITY - SEASON

### RUSHING AND PASSING TOUCHDOWNS

1.	38....	Chaz Williams (25r, 13p) .....	2004
2.	36....	Chaz Williams (27r, 9p) .....	2002
3.	30....	Kyle Vantrease (27p, 3r) .....	2022
	30....	Jayson Foster (24r, 6p) .....	2007
5.	29....	Jayson Foster (21r, 8p) .....	2005
	28....	Adrian Peterson (28r, 0p) .....	1999
7.	27....	Jerick McKinnon (20r, 7p) .....	2012
	27....	Tracy Ham (18r, 9p) .....	1986
9.	25....	Davis Brin (24p, 1r) .....	2023
	25....	Shai Werts (15r, 10p) .....	2018
	25....	Adrian Peterson (25r, 0p) .....	1998
	25....	Greg Hill (16r, 9p) .....	1999

## TOUCHDOWN RESPONSIBILITY - CAREER

### RUSHING AND PASSING TOUCHDOWNS

1.	85....	Adrian Peterson (84r, 1p) .....	1998-01
	85....	Chaz Williams (62r, 23p) .....	2001-04
3.	77....	Tracy Ham (43r, 34p) .....	1983-86
4.	75....	Greg Hill (53r, 22p) .....	1996-99
5.	69....	Jayson Foster (54r, 15p) .....	2004-07
6.	68....	Shai Werts (34r, 34p) .....	2017-20
7.	54....	Jerick McKinnon (42r, 12p) .....	2010-13
8.	53....	Kevin Ellison (34r, 19p) .....	2013-16
	53....	Gerald Harris (53r, 0p) .....	1983-86
	53....	J.R. Revere (35r, 18p) .....	1998-01

## TOTAL OFFENSE PER PLAY - SEASON

### (MINIMUM 100 PLAYS)

9.09....	Greg Hill (258-2,343) .....	1999
----------	-----------------------------	------

## TOTAL OFFENSE PER PLAY - CAREER

### (MINIMUM 300 PLAYS)

1.	7.40....	Jayson Foster (802-5,934) .....	2004-07
2.	7.28....	Greg Hill (917-6,678) .....	1996-99
3.	7.16....	Kevin Ellison (670-4,800) .....	2013-16
4.	6.82....	Tracy Ham (1,316-8,969) .....	1983-86
5.	6.75....	Jerick McKinnon (700-4728) .....	2010-13
	6.75....	Ricky Harris (320-2,161) .....	1983-86
7.	6.72....	Kyle Vantrease (638-4,287) .....	2022
	6.60....	Adrian Peterson (998-6,589) .....	1998-01
9.	6.37....	J.R. Revere (675-4,302) .....	1998-01
10.	6.31....	Jermaine Austin (857-5,411) .....	2002-05

## GAMES WITH 300 YARDS TOTAL OFFENSE - SEASON

1.	8....	Kyle Vantrease .....	2022
2.	7....	Davis Brin .....	2023

## GAMES WITH 300 YARDS TOTAL OFFENSE - CAREER

9 (12)....	Tracy Ham .....	1983-86
------------	-----------------	---------

## CONSECUTIVE GAMES WITH 300 YARDS TOTAL OFFENSE

4....	Tracy Ham .....	1986
	340 at ECU   337 at WKU   327 at UCF   379 vs. JMU	
4....	Davis Brin .....	2023
	336 vs. UAB   361 at Wisc.   352 at Ball St.   324 vs. CCU	

## 3,000 YARDS RUSH & 3,000 PASSING - CAREER

Shai Werts (3,083 Rush - 3,777 Pass) .....	2017-20
Kevin Ellison (3,264 Rush - 3,089 Pass) .....	2013-16
Greg Hill (3,309 Rush - 3,369 Pass) .....	1996-99
Tracy Ham (3,212 Rush - 5,757 Pass) .....	1983-86

## MOST PUNTS - GAME

11....Eric Smith at Miami (Fla.) .....	9/3/94
11....Bill Thatcher vs. Jacksonville State .....	10/24/92
11....Matt Flynn at Auburn.....	9/2/17

## MOST PUNTS - SEASON

1.	73....Don Norton.....	1991
2.	69....Bill Thatcher.....	1992
3.	68....Anthony Beck II.....	2019
4.	67....Matt Flynn .....	2017
5.	63....Anthony Beck II.....	2021
6.	62....Daniel Jordan.....	2006
	62....Terry Harvin.....	1990
8.	61....Charlie Edwards .....	2009
<b>9.</b>	<b>58 ...Alex Smith.....</b>	<b>2024</b>
	58....Bill Thatcher.....	1993

## MOST PUNTS - CAREER

1.	234....Anthony Beck II.....	2019-
2.	195....Charlie Edwards .....	2008-11
3.	179....Daniel Jordan.....	2004-07
4.	178....Terry Harvin .....	1987-90
5.	162....Kenny Worob .....	1995-98
6.	138....Scott Shelton .....	1999-02
7.	131....Matt Flynn .....	2014-17
8.	127....Bill Thatcher.....	1992-93
<b>9.</b>	<b>105 ...Alex Smith.....</b>	<b>2023-</b>
10.	86....Ryan Nowicki .....	2012-15

## PUNTING AVERAGE - GAME

(MINIMUM 3 ATTEMPTS)

50.8.... Ryan Nowicki (4-203) at NC State .....	8/30/14
---	---------

## PUNTING AVERAGE - SEASON

(MINIMUM 15 ATTEMPTS)

1.	45.02.... Anthony Beck II (65-2,881).....	2021
2.	43.05.... Ryan Nowicki (19-818) .....	2013
3.	43.02.... Anthony Beck II (51-2,194).....	2022
4.	42.69.... Scott Shelton (16-683) .....	1999
5.	42.51.... Anthony Beck II (68-2,891).....	2019
6.	42.10.... Charlie Edwards (30-1,263) .....	2011
<b>7.</b>	<b>42.74 ...Alex Smith (58-2,479).....</b>	<b>2024</b>
8.	41.76.... Anthony Beck II (51-2,130).....	2020
9.	41.06.... Ryan Nowicki (33-1,355) .....	2015
	41.06.... Daniel Jordan (34-1,396).....	2004

## PUNTING AVERAGE - CAREER

(MINIMUM 40 ATTEMPTS)

1.	43.25.... Anthony Beck II (234-10,096).....	2019-22
<b>2.</b>	<b>41.53 ...Alex Smith (105-4,361).....</b>	<b>2023-</b>
3.	41.15.... Ryan Nowicki (86-3,359) .....	2012-15
4.	40.82.... Don Norton (73-2,980) .....	1990-91
5.	40.52.... Daniel Jordan (179-7,253) .....	2004-07
6.	40.49.... Charlie Edwards (195-7,896) .....	2008-11
7.	39.70.... Matt Flynn (131-5,201) .....	2014-17
8.	39.67.... Eric Smith (55-2,182).....	1993-94
9.	39.33.... Matt Flynn (64-2517) .....	2014-17
10.	38.91.... Kenny Worob (162-6,303).....	1995-98

## PUNTING YARDS - GAME

1.	490.... Eric Smith (11 att.) at Miami (Fla.) .....	9/3/94
----	--	--------

## PUNTING YARDS - SEASON

1.	2,980.... Don Norton.....	1991
2.	2,891.... Anthony Beck II.....	2019
3.	2,881.... Anthony Beck II.....	2021
4.	2,684.... Matt Flynn .....	2017
5.	2,551.... Bill Thatcher.....	1992
6.	2,540.... Daniel Jordan.....	2006
<b>7.</b>	<b>2,479 ...Alex Smith.....</b>	<b>2024</b>
8.	2,417.... Charlie Edwards .....	2009
9.	2,398.... Terry Harvin .....	1990
10.	2,298.... Charlie Edwards .....	2010

## PUNTING YARDS - CAREER

1.	10,096.... Anthony Beck II.....	2019-
2.	7,896.... Charlie Edwards .....	2008-11
3.	7,253.... Daniel Jordan.....	2004-07
4.	6,737.... Terry Harvin .....	1987-90
5.	6,303.... Kenny Worob .....	1995-98
6.	5,337.... Scott Shelton .....	1999-02
7.	5,201.... Matt Flynn .....	2014-17
8.	4,838.... Bill Thatcher.....	1992-93
<b>9.</b>	<b>4,361 ...Alex Smith.....</b>	<b>2023-</b>
10.	3,539.... Ryan Nowicki .....	2012-15

## 50+ YARD PUNTS - SEASON

1.	17.... Anthony Beck II.....	2021
2.	13.... Matt Flynn .....	2017
	13.... Charlie Edwards .....	2010
4.	12.... Anthony Beck II.....	2019
	12.... Daniel Jordan.....	2006

## 50+ YARD PUNTS - CAREER

1.	49.... Anthony Beck II.....	2019-22
2.	30.... Charlie Edwards .....	2008-11
3.	29.... Daniel Jordan.....	2004-07

Anthony Beck II



# INDIVIDUAL RECORDS - KICKING



## LONGEST FIELD GOAL

63.... Tim Foley vs. James Madison ..... 11/7/87

## LONGEST FIELD GOAL - FRESHMAN

60.... David Cool at James Madison ..... 11/5/88

## CONSECUTIVE FIELD GOALS - SEASON

14.... Younghoe Koo ..... 2016

## CONSECUTIVE FIELD GOALS - CAREER

19.... Tim Foley ..... 1985-86  
(last 12 of 1985 & first 7 of 1986)

## FIELD GOAL ATTEMPTS - GAME

7.... Reed Haley at The Citadel ..... 11/19/94

## FIELD GOAL ATTEMPTS - SEASON

1.	28 ...Michael Lantz .....	2023
	28.... Tyler Bass.....	2019
3.	25.... Alex Raynor .....	2020
	24.... Jesse Hartley.....	2007
5.	22.... Adrian Mora .....	2009
	22.... Tim Foley .....	1987
7.	21.... Tyler Bass.....	2018
	21.... Adrian Mora.....	2010
	21.... Reed Haley.....	1993
10.	20.... Alex Raynor .....	2022
	20.... Younghoe Koo.....	2016
	20.... Reed Haley.....	1994

## FIELD GOAL ATTEMPTS - CAREER

1.	69.... Adrian Mora.....	2008-11
2.	68.... Tyler Bass.....	2016-19
3.	62.... Tim Foley .....	1984-87
4.	59.... Alex Raynor .....	2020-22
5.	57.... Reed Haley.....	1992-94
6.	44.... Alex Hanks .....	2012-15
7.	43.... Scott Shelton .....	1999-02
8.	41.... David Cool.....	1988-91
9.	33.... Michael Dowis .....	1988-90
10.	31.... Younghoe Koo.....	2013-16
	31.... Chris Chambers.....	1996-99

## FIELD GOALS MADE - GAME

1.	5.... Sean Holland vs. Furman .....	11/8/03
	5.... Reed Haley at The Citadel .....	11/19/94

## FIELD GOALS MADE - SEASON

1.	23.... Michael Lantz .....	2023
2.	20.... Tyler Bass.....	2019
3.	19.... Tyler Bass.....	2018
	19.... Younghoe Koo.....	2016
	19.... Adrian Mora.....	2010
6.	18.... Alex Raynor .....	2022
	18.... Alex Raynor .....	2020
8.	17.... Jesse Hartley.....	2007
	17.... Tim Foley .....	1987
10.	16.... Adrian Mora.....	2009
	16.... Tim Foley .....	1985

## FIELD GOALS MADE - CAREER

1.	57.... Adrian Mora.....	2008-11
2.	54.... Tyler Bass.....	2016-19
3.	50.... Tim Foley .....	1984-87
4.	45.... Alex Raynor .....	2020-22
5.	36.... Reed Haley.....	1992-94
6.	31.... Younghoe Koo.....	2013-16
7.	28.... Scott Shelton .....	1999-02
8.	27.... Alex Hanks .....	2012-15
	27.... Michael Dowis .....	1988-90
	27.... David Cool.....	1988-91

## HIGHEST FIELD GOAL PERCENTAGE - SEASON

(MINIMUM 8 ATTEMPTS)

1.	1.000.... Jonathan Dudley (9-9).....	2004
2.	95.0.... Younghoe Koo (19-20).....	2016
3.	94.1.... Tim Foley (16-17) .....	1985
4.	90.9.... Tim Foley (10-11) .....	1986
5.	90.5.... Tyler Bass (19-21) .....	2018
	90.5.... Adrian Mora (19-21).....	2010
7.	90.0.... Alex Raynor (18-20).....	2022
8.	88.9.... David Simmons (8-9).....	1983
9.	85.7.... Adrian Mora (12-14).....	2011
	85.7.... Chris Chambers (12-14).....	1998
	85.7.... Eric Meng (12-14).....	1997

## HIGHEST FG PERCENTAGE - CAREER

(MINIMUM 15 ATTEMPTS)

1.	88.6.... Younghoe Koo (31-35).....	2013-16
2.	83.3 ...Gavin Stewart (15-18) .....	2024
3.	82.6.... Adrian Mora (57-69).....	2008-11
4.	81.9.... Michael Dowis (27-33) .....	1988-90
5.	80.6.... Tim Foley (50-62) .....	1983-87
6.	79.4.... Tyler Bass (54-68) .....	2016-19
7.	77.8.... Sean Holland (14-18) .....	2001-03
8.	76.7.... Michael Lantz (23-30) .....	2022-23
9.	76.3.... Alex Raynor (45-59).....	2020-22
10.	70.0.... Eric Meng (21-30).....	1995-97

## EXTRA POINTS ATTEMPTED - GAME

1.	10.... Alex Hanks at Georgia State.....	10/25/14
	10.... Chris Chambers vs. Northern Arizona.....	11/27/99 (P)
	10.... Chris Chambers vs. Western Carolina.....	10/9/99

## 40-YARD FIELD GOALS - SEASON

1.	10.... Tyler Bass.....	2018
	10.... Tim Foley .....	1987

## 40-YARD FIELD GOALS - CAREER

1.	27.... Tyler Bass.....	2016-19
2.	22.... David Cool.....	1988-91
3.	19.... Tim Foley .....	1984-87
4.	14.... Adrian Mora.....	2008-11

## 50-YARD FIELD GOALS - SEASON

1.	5.... Tim Foley .....	1987
2.	4.... David Cool.....	1988
3.	4.... Tim Foley .....	1984

## 50-YARD FIELD GOALS - CAREER

1.	10.... Tim Foley .....	1984-87
2.	6.... David Cool .....	1988-91
3.	4.... Reed Haley .....	1992-94

## EXTRA POINTS ATTEMPTED - SEASON

1.	72.... Chris Chambers.....	1999
2.	64.... Adrian Mora.....	2011
3.	62.... Jonathan Dudley.....	2004
	62.... Scott Shelton .....	2002
5.	60.... Chris Chambers.....	1998
6.	57.... Jonathan Dudley.....	2005
7.	54.... Alex Hanks .....	2014
8.	52.... Tim Foley .....	1986
9.	50.... Alex Raynor .....	2022
	50.... Alex Hanks .....	2012

## EXTRA POINTS ATTEMPTED - CAREER

1.	159.... Adrian Mora.....	2008-11
2.	156.... Tim Foley .....	1984-87
3.	142.... Chris Chambers.....	1996-99
4.	137.... Alex Hanks .....	2012-15
5.	134.... Scott Shelton .....	1999-02
6.	130.... Jonathan Dudley.....	2003-06
7.	125.... Michael Dowis .....	1988-90
8.	116.... Tyler Bass.....	2016-19
9.	113.... Alex Raynor .....	2020-22
10.	104.... Reed Haley.....	1992-94

## EXTRA POINTS MADE - GAME

10.... Chris Chambers vs. Northern Arizona.....	11/27/99 (P)
10.... Chris Chambers vs. Western Carolina.....	10/9/99

## EXTRA POINTS MADE - SEASON

1.	69.... Chris Chambers.....	1999
2.	62.... Adrian Mora.....	2011
3.	61.... Scott Shelton .....	2002
4.	57.... Chris Chambers.....	1998
5.	56.... Jonathan Dudley.....	2004
6.	54.... Jonathan Dudley.....	2005
7.	50.... Tim Foley .....	1986
8.	49.... Alex Raynor .....	2022
9.	47.... Alex Hanks .....	2014
	47.... Alex Hanks .....	2012
	47.... Jesse Hartley.....	2007
	47.... Michael Dowis .....	1989

## CONSECUTIVE EXTRA POINTS MADE - SEASON

56.... Adrian Mora ..... 2011

## EXTRA POINTS MADE - CAREER

1.	157.... Adrian Mora .....	2008-11
2.	151.... Tim Foley .....	1984-87
3.	136.... Chris Chambers.....	1996-99
4.	129.... Alex Hanks .....	2012-15
5.	127.... Scott Shelton .....	1999-02
6.	121.... Michael Dowis .....	1988-90
7.	118.... Jonathan Dudley.....	2003-06
8.	114.... Tyler Bass.....	2016-19
9.	113.... Alex Raynor .....	2020-22
10.	103.... Reed Haley.....	1992-94

## CONSECUTIVE EXTRA POINTS MADE - CAREER

151.... Adrian Mora ..... 9/20/08-12/3/11

## EXTRA POINT PERCENTAGE - SEASON

(MINIMUM 25 ATTEMPTS)

1.	1.000.... Michael Lantz (45-45) .....	2023
	1.000.... Tyler Bass (45-45).....	2018
	1.000.... Tyler Bass (36-36).....	2019
	1.000.... Younghoe Koo (28-28).....	2015
	1.000.... Adrian Mora (45-45).....	2010
	1.000.... Adrian Mora (31-31).....	2008
	1.000.... Tim Foley (33-33) .....	1985
	1.000.... Reed Haley (40-40).....	1993
	1.000.... Jesse Hartley (47-47).....	2007
10.	98.4.... Scott Shelton (61-62) .....	2002

## EXTRA POINT PERCENTAGE - CAREER

(MINIMUM 35 ATTEMPTS)

1.	1.000.... Michael Lantz (45-45) .....	2022-23
2.	99.0.... Reed Haley (103-104).....	1992-94
3.	98.7.... Adrian Mora (157-159).....	2008-11
4.	98.3.... Tyler Bass (114-116).....	2016-19
5.	97.3.... Alex Raynor (110-113).....	2020-22
6.	96.8.... Michael Dowis (121-125).....	1988-90
	96.8.... Tim Foley (151-156) .....	1983-87
8.	96.7.... Jesse Hartley (58-60).....	2007-08
9.	95.8.... Chris Chambers (136-142).....	1996-99
10.	94.9 ...Gavin Stewart (37-39) .....	2024

Dist.	PLAYER	Opponent (Quarter, Time)	Date
1.	63	Tim Foley vs. James Madison (Q3, 0:46)	1987
2.	60	David Cool at James Madison (Q2, 10:16)	1988
3.	57	Chris Chambers at Oregon St. (Q2, 0:00)	1999
	57	Tim Foley vs. Western Kentucky (Q2, 0:14)	1987
5.	55	David Cool vs. Furman (Q1, 7:13)	1988 (P)
6.	54	Jesse Hartley vs. South Dakota St. (Q4, 0:00)	2007
	54	David Cool at James Madison (Q1, 0:00)	1988
	54	Tim Foley vs. Central Florida (Q1, 7:33)	1987
	54	Tim Foley at Chattanooga (Q1, 1:02)	1985
<b>10.</b>	<b>53</b>	<b>Gavin Stewart at Georgia State (Q2, 13:54)</b>	<b>2024</b>
	53	Younghoe Koo at Arkansas State (Q2, 1:24)	2016
	53	Reed Haley vs. Chattanooga (Q2, 0:26)	1993
	53	Reed Haley vs. Jacksonville St. (Q4, 11:25)	1992
	53	Reed Haley at Youngstown St. (Q2, 14:55)	1992
	53	David Cool vs. Western Carolina (Q4, 8:34)	1991
16.	52	David Cool vs. Savannah St. (Q1, 10:46)	1991
	52	Tim Foley at East Carolina (Q1, 1:21)	1987
	52	Tim Foley vs. Western Kentucky (Q2, 3:11)	1987
19.	51	Scott Shelton vs. Bethune-Cookman (Q2, 14:50)	2002
	51	Reed Haley at The Citadel (Q4 8:11)	1992
	51	Tim Foley vs. Newberry (Q2, 1:28)	1984
22.	50	Tyler Bass vs. Eastern Michigan (Q2, 0:00)	2018
	50	Tyler Bass vs. UMass (Q3, 10:01)	2018
	50	Adrian Mora at Wofford (Q3, 6:13)	2009
	50	David Cool at Chattanooga (Q2, 4:15)	1988
	50	Tim Foley at Florida A&M (Q2, 0:02)	1985
	50	Tim Foley vs. Bethune-Cookman (Q2, 0:06)	1985
	50	Tim Foley at James Madison (Q1, 1:18)	1985
<b>29.</b>	<b>49</b>	<b>Gavin Stewart vs. Sam Houston (Q2, 0:00)</b>	<b>2024</b>
	<b>49</b>	<b>Gavin Stewart vs. Sam Houston (Q3, 0:05)</b>	<b>2024</b>
	49	Britton Williams vs. Gardner-Webb (Q1, 4:20)	2021
	49	Tyler Bass at App State (Q2, 11:45)	2019
	49	Tyler Bass vs. Georgia State (Q2, 10:00)	2019
	49	Tyler Bass at Georgia State (Q2, 0:00)	2018
	49	Younghoe Koo at Elon (Q2, 0:10)	2013
	49	Adrian Mora vs. Furman (Q3, 10:43)	2011
	49	Jesse Hartley at Elon (Q2, 11:32)	2007
	49	Eric Meng vs. Western Carolina (Q2, 5:55)	1997
	49	David Cool vs. West Georgia (Q1, 5:06)	1989
<b>40.</b>	<b>48</b>	<b>Gavin Stewart at Nevada (Q3, 9:07)</b>	<b>2024</b>
	48	Michael Lantz vs. The Citadel (Q4, 9:25)	2023
	48	Tyler Bass at Coastal Carolina (Q1, 4:41)	2017
	48	Tyler Bass vs. Georgia State (Q2, 0:15)	2017
	48	Younghoe Koo at Georgia (Q4, 9:21)	2015
	48	Alex Hanks vs. Wofford, 2012 (Q2, 11:52)	2012
	48	Adrian Mora at Wofford (Q2, 9:59)	2009
	48	Jonathan Dudley vs. App State (Q2, 9:01)	2004

Dist.	PLAYER	Opponent (Quarter, Time)	Date
48	Reed Haley vs. Concord (Q2, 0:05)	1993	
48	David Cool vs. Central Florida (Q1, 1:58)	1990	
48	David Cool vs. Furman (Q3, 5:07)	1988 (P)	
51.	47	Alex Raynor vs. App State (Q4, 14:51)	2020
	47	Tyler Bass at LSU (Q2, 5:13)	2019
	47	Eric Meng vs. Furman (Q4, 13:34)	1997
	47	Reed Haley at Marshall (Q2, 1:21)	1993
	47	Reed Haley at East Tennessee St. (Q3, 12:18)	1993
	47	Tim Foley at Central Florida (Q4, 8:57)	1985
57.	46	Alex Raynor vs. Marshall (Q1, 4:31)	2022
	46	Tyler Bass at South Alabama (Q2, 11:03)	2019
	46	Tyler Bass at Troy (Q2, 11:09)	2017
	46	Adrian Mora at South Dakota St. (Q1, 2:56)	2009
	46	Reed Haley vs. Concord (Q4, 10:59)	1993
	46	David Cool vs. Nicholls St. (Q1, 5:18)	1991
	46	David Cool vs. Valdosta St. (Q4, 8:57)	1990
	46	David Cool vs. West Georgia (Q2, 6:34)	1989
	46	David Cool at Samford (Q3, 9:26)	1989
	46	David Cool vs. Central Florida (Q2, 7:57)	1988
<b>67.</b>	<b>45</b>	<b>Gavin Stewart vs. Troy (Q4, 10:43)</b>	<b>2024</b>
	45	Michael Lantz vs. Coastal Carolina (Q3, 7:10)	2023
	45	Alex Raynor at Coastal Carolina (Q3, 1:05)	2022
	45	Tyler Bass vs. Coastal Carolina (Q1, 1:44)	2019
	45	Tyler Bass at Minnesota (Q2, 3:26)	2019
	45	Alex Hanks at New Mexico St. (Q2, 0:02)	2014
	45	Adrian Mora vs. South Carolina St. (Q3, 0:00)	2010 (P)
	45	Adrian Mora at Chattanooga (Q2, 0:03)	2010
	45	Scott Shelton vs. East Tennessee St. (Q2, 0:00)	2002
	45	Scott Shelton at Elon (Q1, 1:33)	2001
	45	Rob Bironas vs. East Tennessee St. (Q2, 0:00)	2000
	45	Chris Chambers vs. App State (Q1, 3:26)	1998
	45	Reed Haley vs. The Citadel (Q2, 9:08)	1993
	45	David Cool vs. South Carolina St. (Q3, 7:35)	1988
	45	Tim Foley vs. Central Florida (Q1, 6:06)	1985
	45	Tim Foley vs. East Tennessee St. (Q3, 3:38)	1985
83.	44	Alex Raynor at South Alabama (Q3, 10:22)	2021
	44	Tyler Bass vs. Louisiana (Q2, 12:09)	2019
	44	Tyler Bass at App State (Q3, 4:24)	2017
	44	Younghoe Koo vs. ULM (Q3, 7:32)	2016
	44	Younghoe Koo at Georgia Tech (Q2, 2:13)	2016
	44	Younghoe Koo vs. Texas St. (Q3, 3:02)	2015
	44	Adrian Mora vs. Albany (Q4, 0:40)	2009
	44	Jesse Hartley at Wofford (Q4, 8:58)	2007
	44	Scott Shelton vs. Florida A&M (Q2, 13:29)	2001 (P)
	44	Reed Haley vs. Middle Tennessee St. (Q3, 9:18)	1992
	44	David Cool vs. UL Monroe (Q2, 0:31)	1990
	44	David Cool vs. UL Monroe (Q4, 8:40)	1990

Dist.	PLAYER	Opponent (Quarter, Time)	Date
44	David Cool vs. UCF (Q2, 1:07)	1990 (P)	
44	David Cool vs. Middle Tennessee St. (Q1, 4:22)	1989	
44	Tim Foley at Furman (Q2, 13:33)	1985	
44	Tim Foley vs. Valdosta St. (Q2, 0:25)	1984	
44	David Simmons at Valdosta St. (Q2, 0:00)	1983	
100.	43	Michael Lantz at James Madison (Q2, 3:30)	2023
	43	Alex Raynor vs. Ball State (Q2, 13:15)	2022
	43	Tyler Bass vs. App State (3Q, 1:34)	2018
	43	Tyler Bass at Texas State (3Q, 1:59)	2018
	43	Tyler Bass vs. New Hampshire (Q3, 01:06)	2017
	43	Scott Shelton vs. Bethune-Cookman (Q2, 4:10)	2002
	43	David Cool at Florida St. (Q1, 2:51)	1990
	43	David Cool vs. The Citadel (Q2, 0:18)	1990
	43	Tim Foley vs. Bethune-Cookman (Q2, 2:27)	1985
<b>109.</b>	<b>42</b>	<b>Gavin Stewart vs. Marshall (Q1, 2:13)</b>	<b>2024</b>
	<b>42</b>	<b>Gavin Stewart at Ole Miss (Q3, 0:14)</b>	<b>2024</b>
	42	Alex Raynor at Troy (Q4, 12:53)	2021
	42	Tyler Bass vs. App State (2Q, 4:45)	2018
	42	Tyler Bass at Louisiana (Q2, 14:55)	2017
	42	Adrian Mora at Furman (Q2, 0:50)	2008
	42	Scott Shelton vs. Delaware (Q2, 0:00)	2001
	42	Scott Shelton vs. Western Carolina (Q3, 0:57)	2001
	42	Scott Shelton vs. Furman (Q4, 2:28)	2001 (P)
	42	Chris Chambers vs. The Citadel (Q1, 1:38)	1999
	42	Chris Chambers at The Citadel (Q4, 7:14)	1998
	42	Reed Haley vs. East Tennessee St. (Q4, 6:23)	1994
	42	Tim Foley vs. Tennessee Tech (Q3, 7:27)	1985
122.	41	Michael Lantz at Ball State (Q2, 12:37)	2023
	41	Alex Raynor vs. Texas State (Q2, 12:09)	2020
	41	Alex Raynor vs. Campbell (Q1, 8:37)	2020
	41	Tyler Bass at New Mexico State (Q1, 8:36)	2018
	41	Tyler Bass vs. UMass (2Q, 7:18)	2018
	41	Tyler Bass vs. South Alabama (Q2, 0:00)	2017
	41	Tyler Bass at UMass (Q2, 10:15)	2017
	41	Tyler Bass vs. New Mexico State (Q3, 10:50)	2017
	41	Younghoe Koo at Ole Miss (Q3, 3:02)	2016
	41	Adrian Mora at Samford (Q3, 11:26)	2011
	41	Adrian Mora at Furman (Q2, 9:37)	2010
	41	Adrian Mora at Coastal Carolina (Q2, 14:20)	2010
	41	Adrian Mora vs. Elon (Q1, 10:57)	2008
	41	Adrian Mora at Chattanooga (Q1, 1:50)	2008
	41	Jesse Hartley at Elon (1 OT)	2007
	41	Jonathan Dudley at Western Carolina (Q3, 11:02)	2004
	41	Rob Bironas at The Citadel (Q4, 11:58)	2000
	41	Rob Bironas at Furman (Q3, 12:34)	2000
	41	David Cool at UL Monroe (Q1, 1:47)	1990
	41	Mike Dowis vs. Nevada (Q4, 1:06)	1990 (P)
132.	40	Michael Lantz at Marshall (Q3, 6:51)	2023
	40	Michael Lantz vs. Georgia State (Q4, 9:55)	2023
	40	Tyler Bass vs. Maine (Q4, 3:46)	2019
	40	Tyler Bass vs. Eastern Michigan (Q4, 0:00)	2018
	40	Alex Hanks vs. The Citadel (Q3, 4:54)	2015
	40	Alex Hanks vs. Central Arkansas (Q2, 2:31)	2012 (P)
	40	Adrian Mora at Delaware (Q3, 11:59)	2010 (P)
	40	Bo Galvin at Furman (Q2, 3:47)	2006
	40	Jonathan Dudley at Furman (Q4, 11:14)	2004
	40	Scott Shelton vs. Furman (Q1, 0:49)	2001
	40	Chris Chambers at Furman (Q3, 3:09)	1998
	40	Eric Meng at App State (Q2, 14:19)	1995
	40	Reed Haley at Western Carolina (Q2, 5:28)	1994
	40	Mike Dowis at James Madison (Q1, 10:53)	1989
	40	Mike Dowis at James Madison (Q2, 2:32)	1989
	40	Tim Foley at Middle Tennessee St. (Q3, 11:39)	1986
	40	Tim Foley at Bethune-Cookman (Q2, 0:04)	1986



Tim Foley

# INDIVIDUAL RECORDS - PUNT/KICK RETURNS



## MOST KICKOFF RETURNS - GAME

1.	7....	Myles Campbell at UMass	10/21/17
2.	6....	Myles Campbell at Troy	10/28/17
		Derek Keaton vs. Georgia State	12/5/15
		Laron Scott at Delaware	12/18/10
		Laron Scott vs. Wofford	10/9/10
		Darrell Pasco vs. Furman	11/14/09
		Melvin Bell vs. Bethune-Cookman	10/6/84

## KICKOFF RETURNS - SEASON

1.	44....	Laron Scott	2010
2.	36....	Myles Campbell	2017
	36....	Derek Keaton	2015
4.	34....	Laron Scott	2011
5.	33....	Nay Young	1986
6.	31....	J.J. Wilcox	2012
7.	<b>25 ...</b>	<b>DeAndre Buchannon</b>	<b>2024</b>
	25....	Karl Miller	1990
9.	24....	Wesley Kennedy III	2018
10.	23....	DeAndre Buchannon	2023

## MOST KICKOFF RETURNS - CAREER

1.	81....	Laron Scott	2009-11
2.	68....	Chris Wright	1991-94
3.	64....	Karl Miller	1987-90
4.	<b>48 ...</b>	<b>DeAndre Buchannon</b>	<b>2023-24</b>
5.	46....	Myles Campbell	2014-17
	46....	Nay Young	1983-87
7.	43....	Ant Williams	1999-02
8.	41....	Wesley Kennedy III	2017-20
9.	39....	Melvin Bell	1983-84
	39....	Darrell Pasco	2008-09

## KICKOFF RETURN YARDS - GAME

195....	Derek Keaton vs. Georgia State	12/5/15
---------	--------------------------------	---------

## KICKOFF RETURN YARDS - SEASON

1.	1,161....	Laron Scott	2010
2.	1,040....	Laron Scott	2011
3.	934....	Derek Keaton	2015
4.	790....	Myles Campbell	2017
5.	780....	J.J. Wilcox	2012
6.	715....	Nay Young	1986
7.	604....	DeAndre Buchannon	2023
8.	598....	Lewis Barr	2003
9.	570....	Karl Miller	1990
10.	<b>561 ...</b>	<b>DeAndre Buchannon</b>	<b>2024</b>

## KICKOFF RETURN YARDS - CAREER

1.	2,257....	Laron Scott	2009-11
2.	1,430....	Chris Wright	1991-94
3.	1,386....	Karl Miller	1987-90
4.	1,379....	Derek Keaton	2014-15
5.	<b>1,165 ...</b>	<b>DeAndre Buchannon</b>	<b>2023-24</b>
6.	997....	Myles Campbell	2014-17
7.	984....	Nay Young	1983-87
8.	919....	Wesley Kennedy III	2017-20
9.	908....	Darrell Pasco	2008-09
10.	890....	Ant Williams	1999-02

## KICKOFF RETURN AVG. - SEASON

(MINIMUM 15 RETURNS)

1.	30.59....	Laron Scott (34-1041)	2011
2.	29.90....	Lewis Barr (20-598)	2003
3.	27.81....	Derek Keaton (16-445)	2014
4.	27.33....	Chris Wright (15-410)	1992
5.	26.39....	Laron Scott (44-1,161)	2010
6.	26.26....	DeAndre Buchannon (23-604)	2023
7.	26.11....	Ant Williams (18-470)	2002
8.	26.20....	Samair Baker (15-393-1TD)	2008
9.	25.94....	Derek Keaton (36-934)	2015
10.	25.93....	Dexter Dawson (15-389)	1995

## KICKOFF RETURN AVG. - CAREER

(MINIMUM 25 RETURNS)

1.	27.86....	Laron Scott (81-2,257)	2009-11
2.	26.52....	Derek Keaton (52-1,379)	2014-15
3.	26.23....	Lewis Barr (30-787)	2002-05
4.	25.93....	Corey Joyner (27-700)	1994-98
5.	<b>24.27 ...</b>	<b>DeAndre Buchannon (48-1,165)</b>	<b>2023-24</b>
6.	23.97....	J.J. Wilcox (31-780)	2009-12
7.	23.28....	Darrell Pasco (39-908)	2008-09
8.	22.46....	Melvin Bell (64-1,386)	1983-84
9.	23.41....	Wesley Kennedy III (41-919)	2017-20
10.	21.67....	Myles Campbell (46-997)	2014-17

## KICKOFF RETURN TOUCHDOWNS

1.	1....	by 14 players on 15 occasions (last by):
		.... DeAndre Buchannon at App State (100 yds) 11/25/23

## PUNT RETURNS - GAME

9....	Dexter Dawson vs. VMI	10/23/93
-------	-----------------------	----------

## PUNT RETURNS - SEASON

1.	44....	Ant Williams	2002
2.	37....	Brandon Rozzelle	1992
3.	34....	Rodney Oglesby	1989
4.	32....	Dexter Dawson	1993
5.	28....	Ant Williams	2001
6.	25....	Khaleb Hood	2023
	25....	Reico Tutt	1997
	25....	Shawn Austin	1991
	25....	Rodney Oglesby	1988
10.	24....	Jayson Foster	2006
	24....	Ant Williams	1999

## PUNT RETURNS - CAREER

1.	118....	Ant Williams	1999-02
2.	97....	Rodney Oglesby	1988-91
3.	73....	Dexter Dawson	1992-95
4.	54....	Khaleb Hood	2019-23
5.	48....	Darreion Robinson	2009-12
6.	45....	Jayson Foster	2004-07
	45....	Brandon Rozzelle	1990-93
8.	44....	Tony Belser	1985-88
	44....	Teddy Craft	2003-05
10.	40....	Reico Tutt	1996-97

## PUNT RETURN YARDS - GAME

143....	Ant Williams vs. Chattanooga	9/2/01
---------	------------------------------	--------

## PUNT RETURN YARDS - SEASON

1.	474....	Ant Williams	2002
2.	366....	Dexter Dawson	1993
3.	347....	Rodney Oglesby	1989
4.	282....	Ant Williams	2001
5.	280....	Raja Andrews	2008
6.	276....	Derek Keaton	2015
7.	271....	Dexter Dawson	1995
8.	253....	Corey Joyner	1998
9.	252....	Melvin Bell	1984
10.	250....	Jayson Foster	2006

## PUNT RETURN YARDS - CAREER

1.	1,126....	Ant Williams	1999-02
2.	864....	Dexter Dawson	1992-95
3.	767....	Rodney Oglesby	1988-91
4.	509....	Jayson Foster	2004-07
5.	413....	Khaleb Hood	2019-23
6.	408....	Teddy Craft	2003-05
7.	403....	Raja Andrews	2004-08
8.	377....	Nay Young	1983-87
9.	372....	Melvin Bell	1983-84
10.	339....	Tony Belser	1985-88
	339....	Corey Joyner	1994-98

## PUNT RETURN AVERAGE - SEASON

(MINIMUM 15 RETURNS)

1.	15.94....	Dexter Dawson (17-271)	1995
2.	15.33....	Derek Keaton (18-276)	2015
3.	14.88....	Corey Joyner (17-253)	1998
4.	14.00....	Raja Andrews (20-280)	2008
	14.00....	Melvin Bell (18-252)	1984
6.	11.44....	Dexter Dawson (32-366)	1993
7.	11.35....	Teddy Craft (17-193)	2004
8.	11.17....	Nay Young (18-201)	1985
9.	10.77....	Ant Williams (44-474)	2002
10.	10.42....	Jayson Foster (24-250)	2006

## PUNT RETURN AVERAGE - CAREER

(MINIMUM 20 RETURNS)

1.	16.12....	Raja Andrews (25-403)	2004-08
2.	14.05....	Derek Keaton (20-281)	2014-15
3.	13.04....	Corey Joyner (26-339)	1994-98
4.	12.40....	Wesley Kennedy III (25-310)	2017-20
5.	11.84....	Dexter Dawson (73-864)	1992-95
6.	11.31....	Jayson Foster (45-509)	2004-07
7.	10.77....	Nay Young (35-377)	1983-87
8.	10.33....	Melvin Bell (36-372)	1983-84
9.	10.21....	Lewis Barr (29-296)	2002-05
10.	9.54....	Ant Williams (118-1126)	1999-02

## PUNT RETURN TOUCHDOWNS - GAME/SEASON

1.	1....	21 players on 29 occasions, last by:
		.... Tyrell Davis (20) at Texas State 11/13/21

## PUNT RETURN TOUCHDOWNS - CAREER

1.	4....	Ant Williams	1999-02
2.	2....	Raja Andrews	2005-08
	2....	Jayson Foster	2004-07
	2....	Rodney Oglesby	1988-91
	2....	Wesley Kennedy III	2017-20



# INDIVIDUAL RECORDS - DEFENSE

## TACKLES - GAME

1.	22.... James Dickerson at South Florida.....	11/15/97
	22.... Edward Thomas vs. VMI .....	10/5/96
	22.... Jessie Jenkins at Troy.....	9/15/85
4.	21.... Everett Sharpe vs. The Citadel .....	11/26/88
5.	20.... Edward Thomas at The Citadel .....	10/26/96
6.	19.... Chris Covington vs. Wofford .....	9/27/08

## TACKLES BY A DEFENSIVE LINEMAN - GAME

22.... Jessie Jenkins at Troy.....	9/15/85
22.... Edward Thomas vs. VMI .....	10/5/96

## TACKLES BY A LINEBACKER - GAME

21.... Everett Sharpe vs. The Citadel .....	9/15/85
---	---------

## TACKLES BY A DEFENSIVE BACK - GAME

22.... James Dickerson at South Florida.....	11/15/97
--	----------

## TACKLES - SEASON

1.	133.... Mike West (73s-60a).....	1990
2.	130.... Edward Thomas (86s-44a) .....	1996
3.	127.... Paul Carroll (71s-56a) .....	1994
4.	122.... Marques Watson-Trent (58s-64a) .....	2023
5.	121.... James Dickerson (65s-56a) .....	1997
6.	<b>120 ...Marques Watson-Trent (52s-68a) .....</b>	<b>2024</b>
7.	117.... Jessie Jenkins (70s-47a) .....	1985
8.	116.... Joe Scott (68s-48a).....	2002
9.	114.... Marques Watson-Trent (49s-65a) .....	2022
10.	112.... John Mohring (55s-57a) .....	2005
	112.... Joe Scott (72s-40a).....	2001
	112.... Lee Brooks (57s-55a) .....	1996

## TACKLES BY A DEFENSIVE LINEMAN - SEASON

130.... Edward Thomas .....	1996
-----------------------------	------

## TACKLES BY A LINEBACKER - SEASON

133.... Mike West.....	1990
------------------------	------

## TACKLES BY A DEFENSIVE BACK - SEASON

121.... James Dickerson .....	1997
-------------------------------	------

## TACKLES - CAREER

1.	375.... Paul Carroll (205s-170a) .....	1991-94
2.	<b>365 ...Marques Watson-Trent (164s-201a).....</b>	<b>2020-24</b>
3.	353.... Freddy Pesqueira (173s-180a) .....	1999-02
4.	316.... John Mohring (181s-135a) .....	2003-06
5.	308.... Edward Thomas (186s-122a) .....	1993-96
6.	292.... Nick Davis (156s-136a) .....	1990-93
7.	290.... Joe Scott (173s-117a).....	1999-03
8.	282.... Rob Stockton (162s-120a) .....	1992-95
9.	279.... Derrick Butler (172s-107a) .....	2001-04
10.	267.... D.T. Tanner (136s-131a) .....	1994-97

## TACKLES BY A DEFENSIVE LINEMAN - CAREER

353.... Freddy Pesqueira .....	1999-02
--------------------------------	---------

## TACKLES BY A LINEBACKER - CAREER

375.... Paul Carroll .....	1991-94
----------------------------	---------

## TACKLES BY A DEFENSIVE BACK - CAREER

282.... Rob Stockton .....	1992-95
----------------------------	---------

## SACKS - GAME

5.... Giff Smith at Chattanooga .....	9/17/88
---------------------------------------	---------

## SACKS - SEASON

1.	15.5.... Darren Alford .....	1988
2.	11.0.... Eric Davis .....	1998
3.	10.5.... Edward Thomas .....	1995
4.	9.5.... Edward Thomas .....	1996
	9.5.... Alex Mash .....	1993
6.	8.5.... Dakota Walker.....	2008
7.	8.0.... Giff Smith .....	1988
	8.0.... Brent Russell.....	2010
9.	7.0.... Michael Morris.....	1994
	7.0.... Freddy Pesqueira .....	2002
11.	6.5.... Javon Mention.....	2012
	6.5.... Dion DuBose.....	2012
	6.5.... Brent Russell.....	2011
	6.5.... Chris Covington.....	2008

## SACKS - CAREER

1.	24.0.... Brent Russell.....	2008-12
	24.0.... Edward Thomas .....	1993-96
3.	19.5.... Freddy Pesqueira .....	1999-02
4.	18.5.... Alex Mash .....	1990-93
5.	16.5.... Raymond Johnson III .....	2017-20
6.	16.0.... Eric Davis .....	1996-98
7.	15.5.... Giff Smith .....	1987-90
	15.5.... Darren Alford .....	1987-88
9.	14.0.... Michael Morris.....	1991-94
10.	13.5.... Eric Hadley.....	2001-04
	13.5.... Steve Bussolletti .....	1988-91

## TACKLES FOR LOSS - SEASON

1.	22.0.... Voncellies Allen .....	1999
2.	21.0.... Eric Davis .....	1998
3.	19.0.... Freddy Pesqueira .....	2002
4.	18.5.... Brent Russell.....	2010
5.	18.0.... Alex Mash .....	1991
6.	17.5.... Dakota Walker.....	2008
7.	17.0.... Eric Davis .....	1997
	17.0.... Voncellies Allen .....	1998
9.	16.5.... Brent Russell.....	2011
10.	15.5.... Roderick Tinsley .....	2010

## TACKLES FOR LOSS - CAREER

1.	59.0.... Voncellies Allen .....	1996-99
2.	54.5.... Brent Russell.....	2008-12
3.	51.5.... Freddy Pesqueira .....	1999-02
4.	38.5.... Eric Hadley .....	2001-04
5.	38.0.... Eric Davis .....	1996-98
	38.0.... Alex Mash .....	1990-93
7.	37.5.... John Mohring .....	2003-06
8.	36.0.... Raymond Johnson III .....	2017-20
9.	29.5.... Dion DuBose.....	2008-12
10.	27.5.... Giff Smith .....	1987-90

## PASS BREAKUPS - SEASON

1.	18.... Laron Scott .....	2011
	18.... Mark Giles.....	1990
3.	14.... Shemar Bartholomew .....	2023
4.	13.... Rodney Oglesby .....	1990
5.	12.... Monquavion Brinson .....	2019
	12.... Monquavion Brinson .....	2017
	12.... Don Hudson .....	1992
8.	11.... Derrick Canteen .....	2022
	11.... Kindle Vildor .....	2018
	11.... Caleb Williams .....	2015
	11.... Brandon Jackson.....	2007
	11.... Nay Young.....	1986
	11.... Chris Aiken.....	1985

## MOST PASS BREAKUPS - CAREER

1.	37.... Monquavion Brinson .....	2016-19
2.	36.... Laron Scott .....	2009-11
3.	35.... Rodney Oglesby .....	1988-91
4.	32.... Nay Young.....	1984-87
5.	24.... Kindle Vildor .....	2016-19
	24.... Mark Giles.....	1988-91
7.	23.... Taz Dixon .....	1986-89
8.	21.... Derrick Canteen .....	2019-22
	21.... Kenderick Duncan Jr.....	2018-20
	21.... Carson Hill .....	2006-10

## INTERCEPTIONS - GAME

1.	3.... Antonio Glover vs. Western Michigan.....	9/12/15
	Rodney Oglesby vs. Savannah State.....	9/7/91
3.	2.... many times, last by Justin Birdsong	
	vs. Louisiana Tech.....	12/23/20

## INTERCEPTIONS - SEASON

1.	6.... Derrick Canteen .....	2020
	6.... Antonio Glover.....	2015
	6.... A.J. Bryant.....	2004
6.	Earthwind Moreland.....	1998
	6.... Randell Boone.....	1989
	6.... Laron Scott .....	2010
	6.... Arkee Thompson.....	1998
	6.... Jim Mutimer .....	1991
	6.... Nate Gates .....	2000
10.	5.... Monquavion Brinson .....	2017
	5.... Lavar Rainey .....	2000
	5.... Rodney Oglesby .....	1988
	5.... Arkee Thompson .....	1999
	5.... Brancis Williams .....	1995
	5.... Nay Young.....	1983
	5.... Chris Aiken.....	1985
	5.... Brandon Jackson.....	2006

## INTERCEPTIONS - CAREER

1.	16.... Nay Young.....	1983-87
2.	15.... Rodney Oglesby.....	1988-91
3.	12.... Taz Dixon .....	1986-89
	12.... Laron Scott .....	2009-11
5.	11.... Arkee Thompson .....	1998-99
6.	10.... A.J. Bryant.....	2002-05
	10.... Marco Bradham .....	1992-95
8.	9.... Kindle Vildor .....	2016-19
	9.... David Young .....	1999-02
	9.... Jim Mutimer .....	1988-91
	9.... Kevin Whitley .....	1988-91

# INDIVIDUAL RECORDS - DEFENSE



## MOST PASSES DEFENDED - CAREER

1.	50.....	Rodney Oglesby .....	1988-91
2.	48.....	Laron Scott .....	2009-11
	48.....	Nay Young .....	1984-87
4.	43.....	Monquavion Brinson .....	2016-19
5.	35.....	Taz Dixon .....	1986-89
6.	33.....	Kindle Vildor .....	2016-19
7.	31.....	Mark Giles .....	1988-91
8.	29.....	David Young .....	1999-02
9.	28.....	Derrick Canteen .....	2019-22
10.	27.....	4 players .....	
		..... last by Kenderick Duncan Jr. ....	2018-20

## INT RETURN YARDS - GAME

102....	Earthwind Moreland (2 INT) vs. Jacksonville St. ...	9/12/98
---------	---	---------

## INT RETURN YARDS - SEASON

1.	165....	A.J. Bryant (6 INT) .....	2004
2.	153....	Matt Dobson (3 INT) .....	2014
3.	111....	Hugo Rossignol (4 INT) .....	1983
4.	107....	Lavar Rainey (5 INT) .....	2000
5.	104....	Dreck Cooper (2 INT) .....	2001
6.	102....	Earthwind Moreland (3 INT) .....	1998
7.	98....	Ryan Hadden (1 INT) .....	1999
8.	96....	Lavelle Westbrook (2 INT) .....	2012
	96....	John Mohring (3 INT) .....	2005
10.	95....	A.J. Bryant (4 INT) .....	2005

## INT RETURN YARDS - CAREER

1.	260....	A.J. Bryant .....	2002-05
2.	221....	Matt Dobson .....	2012-15
3.	197....	Rodney Oglesby .....	1988-91
4.	182....	Taz Dixon .....	1986-89
5.	167....	David Young .....	1999-02
6.	165....	Nay Young .....	1983-87
7.	155....	Hugo Rossignol .....	1983-85
8.	127....	Laron Scott .....	2009-11
9.	121....	Arkee Thompson .....	1998-99
10.	117....	John Mohring .....	2003-06

## INTERCEPTION RETURN TDS - SEASON

1.	2....	Matt Dobson .....	2014
	2....	Laron Scott .....	2010
	2....	Lavar Rainey .....	2000
	2....	Taz Dixon .....	1989

## INTERCEPTION RETURN TDS - CAREER

1.	3....	Taz Dixon .....	1986-89
2.	2....	A.J. Bryant .....	2002-05
	2....	Matt Dobson .....	2012-15
	2....	Lavar Rainey .....	1996-97, 1999-00
	2....	Laron Scott .....	2009-11
	2....	Michael Youngblood .....	1999-01

## FUMBLE RECOVERIES - SEASON

1.	5....	Darius Dawson .....	1993
2.	4....	Isaac Walker .....	2023
	4....	Daryl Morrell .....	1997
	4....	Nay Young .....	1987
5.	3....	13 tied, last by Raymond Johnson III .....	2018

## FUMBLE RECOVERIES - CAREER

1.	6....	Raymond Johnson III .....	2017-20
	6....	Michael Berry .....	1988-91
3.	5....	Darius Dawson .....	1990-93
	5....	Steve Bussoletti .....	1988-91
	5....	Eric Thigpen .....	1993-96
	5....	Cloise Williams .....	1995-98
	5....	Nay Young .....	1984-87
	5....	Alex Mash .....	1990-93
	5....	Daryl Morrell .....	1997-98
10.	4....	12 tied (Isaac Walker, 2022-24) .....	

## FUMBLE RETURNS TOUCHDOWNS - SEASON

1.	1....	by many, most recent .....	
		Derrick Canteen (22) at Army West Point .....	11/21/20
		Ukeme Eligwe (90) vs. App State .....	10/27/16
		Caleb Williams (62) at Georgia .....	11/21/15
		Riyahd Jones (61) at Troy .....	11/14/15
		John Douglas (20) at Wofford .....	12/11/10
		Josh Gebhardt (34) vs SC State .....	11/27/10
		Kyle Oehlbeck (8) at Coastal Carolina .....	9/18/10

## FUMBLES FORCED - SEASON

1.	6....	Roderick Tinsley .....	2010
2.	5....	Isaac Walker .....	2023
3.	4....	Marques Watson-Trent .....	2024
	4....	Antwione Williams .....	2015
	4....	Nick Davis .....	1993
	4....	Chad Nighbert .....	1997
	4....	Brandon Smith .....	1995
8.	3....	14 Tied, last by Quan Griffin .....	2018

## FUMBLES FORCED - CAREER

1.	8....	Michael Berry .....	1988-91
2.	6....	Marques Watson-Trent .....	2020-24
	6....	Antwione Williams .....	2011-15
	6....	Roderick Tinsley .....	2008-11
	6....	Freddy Pesqueira .....	1999-02
	6....	Chad Nighbert .....	1994-97
	6....	Jessie Jenkins .....	1983-85
8.	5....	Isaac Walker .....	2022-24
	5....	Darius Eubanks .....	2009-12
	5....	Cloise Williams .....	1994-98
	5....	Paul Carroll .....	1991-94
	5....	Nick Davis .....	1990-93

## QB HURRIES - SEASON

1.	15....	Raymond Johnson III .....	2020
2.	12....	Eric Davis .....	1998
	12....	Jamar Jones .....	2000
	12....	Derrick Reeves .....	1997
5.	11....	Freddy Pesqueira .....	2002
6.	10....	Eric Davis .....	1997
	10....	Voncellies Allen .....	1997
8.	9....	Deshon Cooper .....	2017
	9....	Nate Gates .....	2000
10.	8....	Winston Hardison .....	2002
	8....	Eric Hadley .....	2002

## QB HURRIES - CAREER

1.	29....	Freddy Pesqueira .....	1999-02
	29....	Raymond Johnson III .....	2017-20
3.	22....	Eric Davis .....	1996-98
4.	21....	Voncellies Allen .....	1996-99
5.	18....	Jamar Jones .....	1998-01
6.	12....	Derrick Reeves .....	1995-97
	12....	Eugene Phillips .....	1996-99
8.	11....	Corey Middlebrooks .....	1998-01
	11....	Benji Harris .....	1997-98
	11....	Eric Hadley .....	2001-04

## BLOCKED KICKS - SEASON

1.	5....	Mark Giles (3 Punt, 1 FG, 1 PAT) .....	1988
2.	3....	Brent Russell (3 PAT) .....	2009
	3....	Larry Beard (3 PAT) .....	2008
	3....	Aaron Whitaker (2 Punt, 1 FG) .....	2003
	3....	David Young (3 Punt) .....	2001
	3....	Maurice Bing (2 FG, 1 Punt) .....	1993
7.	2....	Najee Thompson (2 Punt) .....	2020
	2....	Jonathan Battle Jr. (1 FG, 1 PAT) .....	2016
	2....	Ironhead Gallon (2 Punt) .....	2015
	2....	Ironhead Gallon (2 Punt) .....	2014
	2....	Jonathan Battle Jr. (2 PAT) .....	2013
	2....	Laron Scott (2 PAT) .....	2011
	2....	Tim Camp (2 Punt) .....	2005
	2....	David Young (2 Punt) .....	2002
	2....	Lavar Rainey (2 Punt) .....	1999
	2....	James Williams (2 Punt) .....	1993
	2....	Jonathan Richardson (2 Punt) .....	1993
	2....	Clint Avret (2 FG) .....	1991
	2....	Randell Boone (2 Punt) .....	1989

## BLOCKED KICKS - CAREER

1.	7....	Mark Giles (4 Punt, 2 FG, 1 PAT) .....	1988-91
2.	6....	David Young (6 Punt) .....	1999-02
3.	5....	Brent Russell (5 PAT) .....	2009-12
4.	4....	Jonathan Battle Jr. (3 PAT, 1 FG) .....	2012-14, 2016
	4....	Larry Beard (3 PAT, 1 FG) .....	2005-08
	4....	Ironhead Gallon (4 Punt) .....	2012, 2014-16
7.	3....	Najee Thompon (3 Punt) .....	2018-22
	3....	Maurice Bing (2 FG, 1 Punt) .....	1995-96
	3....	Tim Camp (3 Punt) .....	2005-08
	3....	Aaron Whitaker (2 Punt, 1 FG) .....	2001-02



Raymond Johnson III

## RUSHING YARDS

YEAR	PLAYER (LONG)	POS	CL	ATT	YARDS	Y/C	TD	Y/G
2024	Jalen White (49)	RB	5th	163	744	4.6	13	57.2
2023	Jalen White (45)	RB	Sr.	160	889	5.6	9	80.8
2022	Jalen White (71t)	RB	Jr.	162	914	5.6	10	83.1
2021	Logan Wright (60)	RB	Sr.	150	793	5.3	8	66.1
2020	Shai Werts (41t)	QB	Sr.	146	720	4.9	11	65.5
2019	Wesley Kennedy III (71t)	RB	Jr.	119	824	6.9	11	91.6
2018	Wesley Fields (64)	RB	Sr.	200	1,080	5.4	9	87.5
2017	Wesley Fields (48t)	RB	Jr.	173	811	4.7	5	67.6
2016	Kevin Ellison (54)	QB	Jr.	139	678	4.9	7	61.6
2015	Matt Breida (87t)	RB	Jr.	203	1,608	7.9	17	123.7
2014	Matt Breida (88t)	RB	So.	171	1,485	8.7	17	123.8
2013	Jerick McKinnon (66t, 66)	RB/QB	Sr.	161	1,050	6.5	12	105.0
2012	Jerick McKinnon (87t)	RB/QB	Jr.	269	1,817	6.8	20	129.8
2011	Dominique Swope (82t)	RB	Fr.	168	1,023	6.1	7	78.7
2010	Robert Brown (80t)	RB	Fr.	213	1,004	4.7	7	77.2
2009	Adam Urbano (45t)	RB	So.	141	622	4.4	6	56.5
2008	Antonio Henton (25t, 25, 25)	QB	So.	159	628	3.9	9	57.1
2007	Jayson Foster (82t)	QB	Sr.	261	1,844	7.1	24	167.6
2006	Chris Covington (75)	RB	So.	164	824	5.0	8	74.9
2005	Jermaine Austin (60t)	RB	Sr.	233	1,546	6.6	14	128.8
2004	Jermaine Austin (63t)	RB	Jr.	154	988	6.4	5	98.8
2003	Jermaine Austin (78t)	RB	So.	224	1,461	6.5	6	132.8
2002	Chaz Williams (71t)	RB	So.	290	1,422	4.9	*27	101.6
2001	Adrian Peterson (54)	RB	Sr.	261	1,459	5.6	18	132.6
2000	Adrian Peterson (49)	RB	Jr.	230	1,361	5.9	13	151.2
1999	Adrian Peterson (73t)	RB	So.	248	1,807	7.3	28	164.3
1998	Adrian Peterson (91t)	RB	Fr.	258	#1,932	7.5	25	175.6
1997	Roderick Russell (56t)	FB	Sr.	215	1,171	5.4	10	106.5
1996	Roderick Russell (69)	RB	Jr.	184	1,238	6.7	5	112.6
1995	Charles Bostick (45)	QB	Sr.	158	587	3.7	7	53.4
1994	Marlow Warthen (78t)	SB	Jr.	69	658	9.5	5	59.8
1993	James Williams (50t)	FB	Sr.	151	839	5.6	2	76.3
1992	James Williams (34)	FB	Jr.	157	737	4.7	3	67.0
1991	Lester Efford (34)	FB	Sr.	208	952	4.6	5	86.5
1990	Joe Ross (46)	FB	Sr.	199	868	4.4	13	78.9
1989	Joe Ross (62)	FB	Jr.	212	1,354	6.4	13	135.4
1988	Raymond Gross (48t, 48t)	QB	So.	194	772	4.0	4	70.2
1987	Joe Ross (75)	FB	Fr.	165	1,018	6.2	4	92.5
1986	Tracy Ham (55t)	QB	Sr.	207	1,048	5.1	18	95.3
1985	Ricky Harris (33t)	RB	Jr.	111	825	7.4	5	75.0
1984	Tracy Ham (72)	QB	So.	148	707	4.8	5	64.3
1983	Melvin Bell (73t)	RB	So.	121	712	5.9	2	64.7

\*NCAA record for rushing touchdowns by a quarterback; #NCAA record for rushing yards by a freshman

## RECEIVING YARDS

YEAR	PLAYER (LONG)	CL	REC.	YARDS	AVG.	TD	A/G
2024	Derwin Burgess Jr. (48)	Sr.	59	659	11.2	3	50.7
2023	Khaleb Hood (43)	5th	101	948	9.4	5	72.9
2022	Khaleb Hood (46t)	Sr.	87	925	10.6	3	71.2
2021	Khaleb Hood (46)	Jr.	41	497	12.1	0	41.4
2020	Malik Murray (47)	Sr.	21	260	12.4	1	20.0
2019	Mark Michaud (45)	Sr.	16	271	16.9	4	20.8
2018	Wesley Fields (61t)	Sr.	10	237	23.7	1	19.8
2017	Malik Henry (55)	So.	20	268	13.4	1	26.8
2016	BJ Johnson III (64t)	Sr.	42	600	14.3	3	50.0
2015	BJ Johnson III (36)	Jr.	15	249	16.6	0	27.7
2014	BJ Johnson III (68t)	So.	23	312	13.6	3	26.0
2013	BJ Johnson III (45)	Fr.	12	216	18.0	0	19.6
2012	Zach Walker (75t)	So.	9	343	38.1	3	24.5
2011	Johnathan Bryant (57)	So.	13	355	27.3	2	25.4
2010	J.J. Wilcox (63t)	So.	22	551	25.0	3	36.7
2009	Jamere Valentine (49)	Fr.	51	487	9.5	4	44.3
2008	Raja Andrews (55)	Sr.	64	873	13.6	5	87.3
2007	Raja Andrews (48)	Jr.	38	388	10.2	3	35.3
2006	Reggie McCutchen (62)	Sr.	24	374	15.6	0	34.0
2005	Teddy Craft (82)	Jr.	10	319	31.9	5	31.9
2004	Teddy Craft (52)	So.	20	482	24.1	7	48.2
2003	Teddy Craft (47)	Fr.	15	289	19.3	1	26.3
2002	Carl Kearney (79t)	Jr.	15	287	19.1	1	20.5
2001	Derrick Owens (69t)	Jr.	11	400	36.4	3	44.4
2000	Chris Johnson (70)	Sr.	29	673	23.2	8	61.2
1999	Chris Johnson (57)	Jr.	24	414	17.3	4	37.6
1998	Corey Joyner (80t)	Sr.	24	494	20.6	3	44.9
1997	Corey Joyner (68)	Jr.	31	595	19.2	7	54.2
1996	Maurice Bing (47)	Sr.	39	541	13.9	2	49.2
1995	Maurice Bing (56)	Jr.	25	342	13.7	2	31.1
1994	Dexter Dawson (55)	Jr.	25	306	12.2	0	27.8
1993	Dexter Dawson (74t)	So.	13	295	22.7	3	26.8
1992	Shafton Fraley (37)	So.	12	211	17.6	0	19.2
1991	Terrence Sorrell (44t)	Jr.	24	409	17.3	3	37.1
1990	Terrence Sorrell (64)	So.	20	445	22.3	3	40.4
1989	Donnie Allen (41t)	Sr.	18	300	16.7	2	33.3
1988	Tony Belser (55)	Sr.	25	412	16.5	3	41.2
1987	Tony Belser (64)	Jr.	35	561	16.0	4	62.3
1986	Frank Johnson (73)	So.	26	582	22.4	2	52.9
1985	Monty Sharpe (45)	Jr.	20	368	18.4	5	36.8
1984	Monty Sharpe (54)	So.	30	654	21.8	5	72.6
1983	Monty Sharpe (47)	Fr.	23	444	19.3	4	55.5



Derwin Burgess Jr.

# ANNUAL LEADERS



## PASSING YARDS

YEAR	PLAYER (LONG)	CL	ATT	COM	YARDS	PCT.	INT	TD	EFF
2024	JC French (59t)	So.	410	269	2,831	65.6	11	17	131.93
2023	Davis Brin (76t)	6th	552	362	3,781	65.6	19	24	130.60
2022	Kyle Vantrease (79t)	6th	604	371	4,253	61.4	16	27	130.03
2021	Justin Tomlin (57)	Jr.	143	74	977	51.8	9	3	103.47
2020	Shai Werts (65t)	Sr.	133	80	1,062	60.2	6	8	138.05
2019	Shai Werts (45)	Jr.	127	67	799	52.8	1	9	127.41
2018	Shai Werts (61t)	So.	116	69	987	59.5	0	10	159.40
2017	Shai Werts (63t)	Fr.	152	85	929	55.9	5	7	115.88
2016	Kevin Ellison (64t)	Jr.	106	66	871	62.3	3	8	150.53
2015	Kevin Ellison (60t)	Jr.	89	40	597	44.9	5	4	104.89
2014	Kevin Ellison (68t)	So.	109	63	865	57.8	3	5	134.09
2013	Kevin Ellison (58t)	Fr.	79	41	756	51.9	3	2	133.04
2012	Jerick McKinnon (75t)	Jr.	49	20	597	40.8	3	7	178.06
2011	Jaybo Shaw (63t)	Sr.	134	75	1,476	56.0	3	10	168.64
2010	Jaybo Shaw (63t)	Jr.	141	70	1,233	50.7	5	5	129.34
2009	Lee Chapple (46)	So.	360	233	1,774	64.7	14	8	105.67
2008	Antonio Henton (67)	So.	279	156	1,852	55.9	12	15	120.81
2007	Jayson Foster (81t)	Sr.	170	109	1,203	64.1	4	6	158.00
2006	Travis Clark (85t)	So.	283	147	1,808	51.9	4	8	112.11
2005	Jayson Foster (60)	So.	62	33	842	53.2	4	8	196.98
2004	Chaz Williams (64)	Sr.	115	59	1,178	51.3	2	13	171.18
2003	Trey Hunter (80t)	Jr.	53	26	535	49.1	6	4	137.11
2002	Chaz Williams (64)	So.	72	34	801	47.2	2	7	167.2
2001	J.R. Revere (69t)	Sr.	80	34	830	42.5	2	5	145.3
2000	J.R. Revere (70)	Jr.	138	71	1,247	51.4	7	11	143.51
1999	Greg Hill (73t)	Sr.	106	63	1,262	59.4	7	9	174.25
1998	Greg Hill (80t)	Jr.	119	70	1,193	58.8	7	6	147.9
1997	Greg Hill (62)	So.	100	48	654	48.0	7	5	105.44
1996	Kenny Robinson (52)	Jr.	156	86	1,130	55.1	7	2	111.2
1995	Kenny Robinson (55)	So.	104	67	741	64.4	3	5	134.37
1994	Kenny Robinson (61)	Fr.	104	51	706	49.0	3	0	100.29
1993	Joe Dupree (74)	Jr.	78	26	542	33.3	4	6	106.83
1992	Charles Bostick (39)	So.	90	37	550	41.1	4	1	87.22
1991	Derrick McGrady (77)	Jr.	98	49	743	50.0	3	4	121.03
1990	Raymond Gross (64)	Sr.	189	108	1,534	57.1	6	8	132.94
1989	Raymond Gross (64)	Jr.	110	53	930	48.2	2	5	130.56
1988	Raymond Gross (67)	So.	119	62	861	52.1	5	3	112.79
1987	Raymond Gross (50)	Fr.	89	42	481	47.2	4	2	91.02
1986	Tracy Ham (75)	Sr.	177	98	1,772	55.4	10	9	144.94
1985	Tracy Ham (54)	Jr.	171	94	1,405	55.0	8	8	130.07
1984	Tracy Ham (47)	So.	220	109	1,694	49.5	13	12	120.41
1983	Tracy Ham (42)	Fr.	105	51	886	45.8	6	5	128.78

## ALL-PURPOSE YARDS

YEAR	PLAYER	PLAYS	RUSH	REC	PR	KR	IR	TOTAL	Y/G
2024	Jalen White	183	744	69	-	-	-	813	62.54
2023	Khaleb Hood	129	23	948	191	-	-	1,162	89.38
2022	Jalen White	184	915	217	-	-	-	1,131	102.8
2021	Logan Wright	167	793	180	-	-	-	973	81.1
2020	Wesley Kennedy III	86	447	163	71	129	-	810	101.2
2019	Wesley Kennedy III	143	824	92	92	191	-	1,199	133.2
2018	Wesley Kennedy III	113	495	182	100	24	-	1,306	100.5
2017	Myles Campbell	71	24	120	96	790	-	1,030	85.8
2016	Matt Breida	182	646	53	-	68	-	767	63.9
2015	Matt Breida	206	1608	6	-	-	-	1,614	124.2
2014	Matt Breida	181	1485	97	-	24	-	1,606	133.8
2013	Jerick McKinnon	167	1050	23	-	33	-	1,106	110.6
2012	Jerick McKinnon	270	1817	15	-	-	-	1,832	130.9
2011	Dominique Swope	174	1023	17	78	-	-	1,118	86.0
2010	Laron Scott	50	-	-	-	1161	75	1,236	82.4
2009	Adam Urbano	186	622	315	-	-	-	937	85.2
2008	Raja Andrews	90	13	873	280	89	-	1,255	125.5
2007	Jayson Foster	285	1844	65	133	38	-	2,080	189.1
2006	Jayson Foster	112	346	368	250	323	-	1,287	117.0
2005	Jermaine Austin	234	1546	4	-	-	-	1,550	129.2
2004	Jermaine Austin	226	988	15	-	-	-	1,003	100.3
2003	Jermaine Austin	225	1461	8	-	-	-	1,469	133.5
2002	Chaz Williams	229	1187	-	-	-	-	1,187	107.9
2001	Adrian Peterson	265	1459	12	-	-	-	1,471	133.7
2000	Adrian Peterson	232	1361	17	-	-	-	1,378	153.1
1999	Adrian Peterson	257	1,807	163	-	-	-	1,970	179.1
1998	Adrian Peterson	262	1932	33	-	-	-	1,965	178.6
1997	Roderick Russell	223	1171	90	-	-	-	1,261	114.6
1996	Roderick Russell	193	1238	80	-	5	-	1,323	120.3
1995	Dexter Dawson	105	334	262	271	389	-	1,256	125.6
1994	Marlow Warthen	101	658	195	24	252	-	1,129	102.6
1993	Chris Wright	85	461	66	-	350	-	877	79.7
1992	James Williams	159	737	1	-	23	-	761	69.2
1991	Lester Efford	208	952	-	-	-	-	952	86.5
1990	Karl Miller	103	284	396	-	570	-	1,250	113.6
1989	Joe Ross	215	1354	58	-	-	-	1,412	141.2
1988	Karl Miller	62	249	128	-	495	-	872	79.3
1987	Joe Ross	169	1018	-13	-	-	-	1,015	101.5
1986	Tracy Ham	207	1048	-	-	-	-	1,048	95.3
1985	Ricky Harris	138	825	125	-	53	-	1,003	91.2
1984	Melvin Bell	92	565	142	252	416	-	1,375	125.0
1983	Melvin Bell	143	712	-	-	490	-	1,202	109.3



Kyle Vantrease

## POINTS SCORED

YEAR	PLAYER	POS	CL	TD	FG	PAT	2PT	PTS
2024	Gavin Stewart	PK	5th	-	15-18	37-39	-	82
2023	Michael Lantz	PK	Sr.	-	23-28	45-45	-	114
2022	Alex Raynor	PK	Jr.	-	18-20	49-50	-	103
2021	Wright/Raynor	RB/PK	Sr./So.	8/0	0/9	0/21	-	48
2020	Alex Raynor	PK	Fr.	-	18-25	40-41	-	94
2019	Tyler Bass	PK	Jr.	-	20-28	36-36	-	96
2018	Tyler Bass	PK	Jr.	-	19-21	45-45	-	102
2017	Tyler Bass	PK	So.	-	15-19	27-27	-	72
2016	Younghoe Koo	PK	Sr.	-	19-20	28-29	-	85
2015	Matt Breida	RB	Jr.	17	-	-	-	102
2014	Matt Breida	RB	So.	18	-	-	-	108
2013	Jerick McKinnon	RB/QB	Sr.	12	-	-	-	72
2012	Jerick McKinnon	QB	Jr.	20	-	-	1	122
2011	Adrian Mora	PK	Sr.	-	12-14	62-64	-	98
2010	Adrian Mora	PK	Jr.	-	19-21	45-45	-	102
2009	Adrian Mora	PK	So.	-	16-22	19-19	-	67
2008	Adrian Mora	PK	Fr.	-	10-12	31-31	0	61
2007	Jayson Foster	QB	Sr.	24	-	-	-	144
2006	Jayson Foster	WR	Jr.	9	-	-	1	56
2005	Jayson Foster	QB	So.	21	-	-	-	126
2004	Chaz Williams	QB	Sr.	25	-	-	0-1	152
2003	Sean Holland	PK	Jr.	-	13-17	36-38	-	75
2002	Chaz Williams	QB	So.	27	-	-	0-1	162
2001	Adrian Peterson	RB	Sr.	18	-	-	1-1	110
2000	Adrian Peterson	RB	Jr.	14	-	-	-	84
1999	Adrian Peterson	RB	So.	29	-	-	-	174
1998	Adrian Peterson	RB	r-Fr.	26	-	-	-	156
1997	Greg Hill	QB	So.	14	-	-	0-2	84
1996	Kenny Robinson	QB	Jr.	14	-	-	-	84
1995	Eric Meng	PK	So.	-	9-16	33-34	-	60
1994	Reed Haley	PK	Sr.	-	11-20	42-43	-	75
1993	Reed Haley	PK	Jr.	-	15-21	40-40	-	85
1992	Charles Bostick	QB	So.	9	-	-	-	54
1991	David Cool	PK	Sr.	-	14-17	25-28	-	67
1990	Joe Ross	RB	Sr.	14	-	-	-	84
1989	Ernest Thompson	RB	Sr.	18	-	-	-	108
1988	Ernest Thompson	RB	Jr.	19	-	-	1	116
1987	Tim Foley	PK	Sr.	-	17-22	25-26	-	76
1986	Tracy Ham	QB	Sr.	18	-	-	1	110
1985	Tim Foley	PK	So.	-	16-17	33-33	-	81
1984	Gerald Harris	RB	So.	17	-	-	-	102
1983	Gerald Harris	RB	Fr.	10	-	-	4	68

## TOTAL OFFENSE

YEAR	PLAYER	CL	PLAYS	RUN	PASS	TOTAL	TD	Y/G	Y/P
2024	JC French	So.	527	239	2,831	3,070	2	236.2	5.83
2023	Davis Brin	6th	626	-60	3781	3721	1	286.2	6.94
2022	Kyle Vantrease	6th	637	34	4,253	4,287	2	328.8	6.73
2021	Justin Tomlin	Jr.	228	195	977	1,172	2	146.5	5.14
2020	Shai Werts	Sr.	279	720	1,062	1,782	11	162.0	6.39
2019	Shai Werts	Jr.	298	733	799	1,532	5	139.3	5.14
2018	Shai Werts	So.	298	908	987	1,916	15	147.4	6.43
2017	Shai Werts	Fr.	359	722	929	1,651	10	150.1	4.60
2016	Kevin Ellison	Sr.	245	678	871	1,519	15	126.6	6.20
2015	Matt Breida	Jr.	203	1,608	-	1,608	17	123.7	7.92
2014	Kevin Ellison	So.	261	992	865	1,857	16	168.8	7.11
2013	Kevin Ellison	Fr.	206	886	756	1,642	10	149.3	7.97
2012	Jerick McKinnon	Jr.	318	1,817	597	2,414	20	172.4	7.59
2011	Jaybo Shaw	Sr.	302	420	1,476	1,896	24	155.4	6.27
2010	Jaybo Shaw	Jr.	349	514	1,233	1,747	21	116.5	5.00
2009	Lee Chapple	So.	438	-80	1,774	1,694	10	154.0	3.86
2008	Antonio Henton	So.	438	628	1,852	2,480	24	225.5	5.67
2007	Jayson Foster	Sr.	431	1,844	1,203	3,047	30	277.0	7.06
2006	Travis Clark	So.	311	18	1,808	1,826	8	166.0	5.87
2005	Jayson Foster	So.	301	1,481	842	2,323	21	193.6	7.71
2004	Chaz Williams	Sr.	294	737	1,178	1,915	25	147.3	6.51
2003	Jermaine Austin	So.	224	1,461	-	1,461	6	132.8	6.52
2002	Chaz Williams	So.	301	1,187	801	1,988	21	180.7	6.60
2001	J.R. Revere	Sr.	233	802	830	1,632	14	163.2	7.00
2000	J.R. Revere	Jr.	323	730	1,247	1,977	12	179.7	6.12
1999	Greg Hill	Sr.	258	1,084	1,262	2,346	25	213.3	9.09
1998	Greg Hill	Jr.	321	1,061	1,193	2,254	22	204.9	7.02
1997	Greg Hill	So.	260	898	654	1,552	19	141.1	5.96
1996	Kenny Robinson	Jr.	349	508	1,130	1,638	16	148.9	4.69
1995	Kenny Robinson	So.	198	319	741	1,060	11	132.5	5.35
1994	Kenny Robinson	Fr.	258	399	706	1,105	11	100.45	4.28
1993	Joe Dupree	Jr.	211	298	542	840	11	76.36	3.98
1992	Charles Bostick	So.	277	575	550	1,125	10	102.27	4.06
1991	Lester Efford	Sr.	208	952	-	952	5	86.5	4.57
1990	Raymond Gross	Sr.	376	216	1,534	1,750	11	159.1	4.65
1989	Raymond Gross	Jr.	294	773	930	1,703	10	154.8	5.79
1988	Raymond Gross	So.	313	772	861	1,633	7	148.5	5.21
1987	Joe Ross	Fr.	165	1,018	-	1,018	4	127.3	6.16
1986	Tracy Ham	Sr.	384	1,048	1,772	2,820	27	256.4	7.34
1985	Tracy Ham	Jr.	327	751	1,405	2,156	17	196.0	6.59
1984	Tracy Ham	So.	368	707	1,694	2,401	17	218.3	6.52
1983	Tracy Ham	Fr.	236	706	886	1,592	16	176.9	6.74



Tyler Bass

# ANNUAL LEADERS



## FIELD GOALS

YEAR	PLAYER	CL	FGM	FGA	PCT.	LG	BLK
2024	Gavin Stewart	5th	15	18	83.3	53	0
2023	Michael Lantz	Sr.	23	28	82.1	48	1
2022	Alex Raynor	Jr.	18	20	90.0	46	0
2021	Alex Raynor	So.	9	14	64.3	44	2
2020	Alex Raynor	Fr.	18	25	72.0	47	2
2019	Tyler Bass	Sr.	20	28	71.4	49	2
2018	Tyler Bass	Jr.	19	21	90.5	50	0
2017	Tyler Bass	So.	15	19	78.9	48	0
2016	Younghoe Koo	Sr.	19	20	95.0	53	0
2015	Alex Hanks	Sr.	8	10	80.0	40	0
2014	Alex Hanks	Jr.	10	14	71.4	45	0
2013	Younghoe Koo	Fr.	5	6	83.3	49	0
2012	Alex Hanks	Fr.	7	17	41.2	48	3
2011	Adrian Mora	Sr.	12	14	85.7	49	1
2010	Adrian Mora	Jr.	19	21	90.5	45	0
2009	Adrian Mora	So.	16	22	72.7	50	1
2008	Adrian Mora	Fr.	10	12	83.3	42	0
2007	Jesse Hartley	Jr.	17	24	70.8	54	0
2006	Patrick Bolen	So.	6	11	54.5	39	0
2005	Jonathan Dudley	Jr.	4	8	50.0	37	0
2004	Jonathan Dudley	So.	9	9	1.000	47	0
2003	Sean Holland	Jr.	13	17	76.5	38	0
2002	Scott Shelton	Sr.	11	17	64.7	51	0
2001	Scott Shelton	Jr.	12	19	63.2	45	0
2000	Rob Bironas	Sr.	7	13	53.8	45	0
1999	Chris Chambers	Sr.	6	14	42.9	57	0
1998	Chris Chambers	Jr.	12	14	85.7	45	1
1997	Eric Meng	Sr.	12	14	85.7	49	0
1996	Chris Chambers	Fr.	1	1	1.000	34	-
1995	Eric Meng	So.	9	16	56.3	40	-
1994	Reed Haley	Sr.	11	20	55.0	51	-
1993	Reed Haley	Jr.	15	21	71.4	53	-
1992	Reed Haley	So.	10	16	62.5	53	-
1991	David Cool	Sr.	14	17	82.4	53	-
1990	Michael Dowis	Sr.	12	15	80.0	*40	-
1989	Michael Dowis	Jr.	9	11	81.8	40	-
1988	Michael Dowis	So.	8	10	80.0	40	-
1987	Tim Foley	Sr.	17	22	77.3	63	-
1986	Tim Foley	Jr.	10	11	90.9	47	-
1985	Tim Foley	So.	16	17	94.1	54	-
1984	Tim Foley	Fr.	7	12	58.3	44	-
1983	David Simmons	Fr.	8	9	88.9	44	-

\*long made that season for Eagles was 44 twice by David Cool

## PUNT RETURNS

YEAR	PLAYER	CL.	RET	YARDS	AVG.	TD	LG
2024	Josh Dallas	So.	8	73	9.2	0	31
2023	Khaleb Hood	5th	25	191	7.6	0	37
2022	Amare Jones	Sr.	12	112	9.3	0	50
2021	Khaleb Hood	Jr.	10	38	3.8	0	20
2020	Khaleb Hood	So.	12	122	10.2	1	53
2019	Wesley Kennedy III	Jr.	6	92	15.3	1	67t
2018	Wesley Kennedy III	So.	11	100	9.1	0	26
2017	Myles Campbell	Sr.	12	96	8.0	0	43
2016	Montay Crockett	Sr.	12	125	10.4	0	36
2015	Derek Keaton	Sr.	18	276	15.3	0	72
2014	Tray Butler	Sr.	15	90	6.0	0	21
2013	Brandan Thomas	Jr.	19	133	7.0	0	42
2012	Darreion Robinson	Sr.	22	128	5.8	0	37
2011	Darreion Robinson	Jr.	10	87	8.7	1	46t
2010	Darreion Robinson	So.	16	91	5.7	0	29
2009	Ronnie Wiggins	Sr.	11	54	4.9	0	*15
2008	Raja Andrews	Sr.	20	280	14.0	1	84t
2007	Jayson Foster	Sr.	17	133	7.8	0	17
2006	Jayson Foster	Jr.	24	250	10.4	1	78t
2005	Teddy Craft	Jr.	13	81	6.2	0	23
2004	Teddy Craft	So.	17	193	11.4	1	53t
2003	Lewis Barr	So.	21	197	9.4	0	85
2002	Ant Williams	Sr.	44	474	10.8	1	87t
2001	Ant Williams	Jr.	28	282	10.1	1	74
2000	Ant Williams	So.	13	177	13.6	0	34
1999	Ant Williams	r-Fr.	24	210	8.8	0	23
1998	Corey Joyner	Sr.	17	253	14.9	1	64t
1997	Recio Tutt	So.	25	179	7.2	0	52
1996	Recio Tutt	Fr.	15	53	3.5	0	22
1995	Dexter Dawson	Sr.	17	271	15.9	1	85t
1994	Dexter Dawson	Jr.	22	211	9.6	0	23
1993	Dexter Dawson	So.	32	366	11.4	0	57
1992	Brandon Rozzelle	Jr.	37	201	5.4	0	41
1991	Rodney Oglesby	Sr.	20	155	7.8	1	51t
1990	Rodney Oglesby	Jr.	33	215	6.5	0	29
1989	Rodney Oglesby	So.	34	370	10.9	1	69t
1988	Rodney Oglesby	Fr.	25	161	6.4	0	20
1987	Tony Belser	Jr.	22	148	6.7	0	46
1986	Tony Belser	So.	18	136	7.5	0	41
1985	Nay Young	So.	18	201	11.2	0	44
1984	Melvin Bell	Jr.	18	252	14.0	1	76t
1983	Melvin Bell	So.	19	132	6.9	0	-

\*long punt return that season was 41 yards by Laron Scott on his only PR



Jayson Foster

## PUNTING

YEAR	PLAYER	CL	PUNTS	YARDS	AVG.	TB	FC	I20	LG
2024	Alex Smith	So.	58	2,479	42.7	0	29	19	63
2023	Alex Smith	Fr.	47	1,882	40.0	4	17	18	58
2022	Anthony Beck II	Sr.	51	2,194	43.0	4	11	18	59
2021	Anthony Beck II	Jr.	64	2,881	45.0	2	29	23	63
2020	Anthony Beck II	So.	51	2,130	41.8	5	24	14	60
2019	Anthony Beck II	Fr.	68	2,891	42.5	3	27	24	74
2018	Magill Bauerle	So.	56	2,164	38.6	2	23	18	56
2017	Matt Flynn	Sr.	67	2,684	40.1	6	25	13	61
2016	Matt Flynn	Jr.	56	2,189	39.1	1	29	11	60
2015	Ryan Nowicki	Sr.	33	1,355	41.1	3	12	13	50
2014	Ryan Nowicki	Jr.	34	1,366	40.2	2	16	16	60
2013	Ryan Nowicki	So.	19	818	43.1	2	6	5	57
2012	Luke Cherry	Jr.	45	1,688	37.5	1	12	14	54
2011	Charlie Edwards	Sr.	30	1,263	42.1	4	13	8	52
2010	Charlie Edwards	Jr.	56	2,298	41.0	3	24	19	62
2009	Charlie Edwards	So.	61	2,417	39.6	4	18	18	68
2008	Charlie Edwards	Fr.	48	1,918	40.0	5	6	14	59
2007	Daniel Jordan	Sr.	50	2,012	40.2	3	8	16	62
2006	Daniel Jordan	Jr.	62	2,540	41.0	11	8	18	58
2005	Daniel Jordan	So.	33	1,305	39.5	2	6	7	69
2004	Daniel Jordan	Fr.	34	1,396	41.1	2	2	9	68
2003	Sean Holland	Jr.	38	1,427	37.6	3	5	6	58
2002	Scott Shelton	Sr.	51	1,903	37.3	5	9	23	56
2001	Scott Shelton	Jr.	38	1,527	40.2	5	6	12	61
2000	Scott Shelton	So.	33	1,224	37.1	5	5	15	56
1999	Scott Shelton	Fr.	16	682	42.7	1	2	5	57
1998	Kenny Worob	Sr.	32	1,229	38.4	4	6	2	52
1997	Kenny Worob	Jr.	48	1,915	39.9	1	8	16	54
1996	Kenny Worob	So.	48	1,820	37.9	-	-	11	60
1995	Kenny Worob	Fr.	34	1,339	39.4	-	-	8	75
1994	Eric Smith	Sr.	55	2,182	39.7	-	-	13	60
1993	Bill Thatcher	Sr.	58	2,287	39.4	-	-	14	59
1992	Bill Thatcher	Jr.	69	2,551	37.0	-	-	19	49
1991	Don Norton	Sr.	73	2,980	40.8	-	-	17	63
1990	Terry Harvin	Sr.	75	2,968	39.6	-	-	15	62
1989	Terry Harvin	Jr.	41	1,492	36.4	-	-	15	51
1988	Terry Harvin	So.	43	1,598	37.2	-	-	-	60
1987	Terry Harvin	Fr.	32	1,249	39.0	-	-	-	66
1986	Pat Parker	Jr.	37	1,430	38.6	-	-	-	48
1985	Rob Whitton	So.	31	996	32.1	-	-	-	57
1984	David Simmons	Fr.	26	962	35.6	-	-	-	62
1983	Brit Barker	So.	40	1,505	37.6	-	-	-	55

## KICK RETURNS

YEAR	PLAYER	CL	RET	YDS	AVG	TD	LG
2024	DeAndre Buchannon	So.	25	561	22.4	0	61
2023	DeAndre Buchannon	Fr.	23	604	26.3	1	100t
2022	OJ Arnold	Fr.	13	250	19.2	0	29
2021	Khaleb Hood	Jr.	17	296	17.4	0	35
2020	Khaleb Hood	So.	12	198	16.5	0	33
2019	Wesley Kennedy III	Jr.	8	191	23.9	0	48
2018	Wesley Kennedy III	So.	24	529	22.0	0	62
2017	Myles Campbell	Sr.	36	790	21.9	0	47
2016	Malik Henry	So.	17	366	21.5	0	33
2015	Derek Keaton	Sr.	36	934	25.9	0	48
2014	Derek Keaton	Jr.	16	445	27.8	0	60
2013	Matt Breida	Fr.	13	266	20.5	0	43
2012	J.J. Wilcox	Sr.	31	780	25.2	0	57
2011	Laron Scott	Sr.	34	1,040	30.6	2	99t
2010	Laron Scott	Jr.	44	1,161	26.4	0	76
2009	Darrell Pasco	Sr.	19	455	23.9	0	47
2008	Darrell Pasco	Jr.	20	453	22.6	0	45
2007	Raja Andrews	Jr.	21	443	21.1	0	46
2006	Marquice Maynard	Jr.	14	298	21.3	0	57
2005	Teddy Craft	Jr.	19	345	18.2	0	43
2004	Roger King	Fr.	13	240	18.5	0	43
2003	Lewis Barr	So.	20	598	29.9	0	62
2002	Ant Williams	Sr.	18	470	26.1	1	93t
2001	Kevin Davis	r-Fr.	9	159	17.7	0	30
2000	Ant Williams	So.	22	160	7.3	0	20
1999	Ant Williams	r-Fr.	10	210	21	0	50
1998	Corey Joyner	Sr.	11	295	26.8	0	40
1997	James Banks	So.	12	335	27.9	1	94t
1996	Recio Tutt	Fr.	14	290	20.7	0	34
1995	Dexter Dawson	Sr.	15	389	25.9	0	55
1994	Chris Wright	Sr.	19	327	17.2	0	47
1993	Chris Wright	Jr.	16	350	21.9	0	38
1992	Chris Wright	So.	15	410	27.3	1	94t
1991	Chris Wright	Fr.	18	343	19.1	0	37
1990	Karl Miller	Sr.	25	570	22.8	0	51
1989	Karl Miller	Jr.	17	321	18.9	0	41
1988	Karl Miller	So.	22	495	22.5	0	42
1987	Darren Chandler	Jr.	15	253	16.9	0	36
1986	Nay Young	Jr.	33	715	21.7	0	36
1985	Tony Belser	Fr.	16	353	22.1	0	60
1984	Melvin Bell	Jr.	17	416	24.5	0	-
1983	Melvin Bell	So.	22	490	22.3	1	-



Alex Smith

# ANNUAL LEADERS



## TACKLES

YEAR	PLAYER	POS	CL	UA-A	TOTAL
2024	Marques Watson-Trent	LB	5th	52-68	120
2023	Marques Watson-Trent	LB	Jr.	58-64	122
2022	Marques Watson-Trent	LB	So.	49-65	114
2021	Anthony Wilson	S	So.	43-35	78
2020	Rashad Byrd	ILB	Sr.	38-39	77
2019	Reynard Ellis	ILB	So.	57-29	86
2018	Joshua Moon	FS	Sr.	41-31	71
2017	R.J. Murray	SS	Jr.	41-19	60
2016	Ukeme Eligwe	LB	Jr.	65-39	104
2015	Antwione Williams	LB	Sr.	48-59	107
2014	Edwin Jackson	LB	Sr.	58-42	100
2013	Edwin Jackson	LB	Jr.	52-40	92
2012	John Stevenson	LB	Sr.	52-51	103
2011	Deion Stanley	DB	r-Fr.	59-27	86
2010	Josh Rowe	LB	Jr.	56-48	104
2009	Dion DuBose	LB	So.	47-38	85
2008	Quentin Taylor	LB	Sr.	49-49	98
2007	Chris Covington	DB	Jr.	46-21	67
2006	John Mohring	LB	Sr.	61-32	93
2005	John Mohring	LB	Jr.	55-57	112
2004	Derrick Butler	LB	Sr.	43-25	68
2003	Derrick Butler	LB	Jr.	41-36	77
2002	Joe Scott	LB	Sr.	68-48	116
2001	Joe Scott	LB	Jr.	72-40	112
2000	Freddy Pesqueira	DT	So.	42-45	87
1999	Jason Neese	LB	So.	49-30	79
1998	Arkee Thompson	SS	Fr.	55-54	109
1997	James Dickerson	SS	So.	65-56	121
1996	Edward Thomas	DE	Sr.	86-44	130
1995	Chad Nighbert	LB	So.	52-45	97
1994	Paul Carroll	LB	Sr.	71-56	127
1993	Paul Carroll	LB	Jr.	57-45	102
1992	Paul Carroll	LB	So.	59-48	107
1991	Paul Sikkelee	LB	Sr.	61-47	108
1990	Mike West	LB	Sr.	73-60	133
1989	Darrell Hendrix	LB	Sr.	70-23	93
1988	Darrell Hendrix	LB	Jr.	69-28	97
1987	Flint Matthews	LB	Sr.	65-30	95
1986	Robert Underwood	LB	Jr.	70-30	100
1985	Jessie Jenkins	DG	Sr.	70-47	117
1984	Charles Carper	LB	Jr.	77-29	106
1983	Theoria Ward	DG	Jr.	-	89

## TACKLES FOR LOSS

YEAR	PLAYER	POS	CL	TFL	YDS
2024	Marques Watson-Trent	LB	5th	7.5	24
2023	J. Rhodes/Watson-Trent			13.0	50/26
2022	Justin Ellis	DE	5th	10.0	30
2021	C.J. Wright	NT	Sr.	8.0	40
2020	Raymond Johnson III	DE	Sr.	14.5	50
2019	Randy Wade Jr.	OLB	Jr.	12.0	43
2018	Raymond Johnson III	DE	So.	8.0	36
2017	Logan Hunt	DT	Jr.	11.0	26
2016	Ukeme Eligwe	LB	Jr.	9.5	44
2015	Antwione Williams	LB	Sr.	10.5	37
2014	Antwione Williams	LB	Sr.	8.0	29
2013	Kyle Oehlbeck	LB	Sr.	9.0	27
2012	Dion DuBose	DE	Sr.	11.0	58
2011	Brent Russell	NT	Jr.	16.5	72
2010	Brent Russell	NT	So.	18.5	96
2009	Russell/Wylie			11.0	52/49
2008	Dakota Walker	LB	Sr.	17.5	81
2007	Dakota Walker	LB	Jr.	8.0	37
2006	John Mohring	LB	Sr.	14.0	31
2005	John Mohring	LB	Jr.	13.0	35
2004	Eric Hadley	DT	Sr.	12.0	32
2003	Eric Hadley	DT	Jr.	14.5	62
2002	Freddy Pesqueira	DT	Sr.	19.0	55
2001	Freddy Pesqueira	DT	Jr.	12.5	33
2000	Jamar Jones	LB	Jr.	13	41
1999	Voncellies Allen	DT	Sr.	22	45
1998	Eric Davis	DE	Sr.	21	96
1997	Eric Davis	DE	Jr.	17	74
1996	Lee Brooks	DT	Sr.	15	38
1995	Lee Brooks	DT	Jr.	7	14
1994	Michael Morris	DE	Sr.	6	-
1993	Alex Mash	DT	Sr.	11	-
1992	Alex Mash	DT	Jr.	8	-
1991	Alex Mash	DT	So.	7	-
1990	4 tied			4	-
1989	Giff Smith	DE	Jr.	12	-
1988	Giff Smith	DE	So.	12.5	-
1987	n/a				
1986	n/a				
1985	n/a				
1984	n/a				
1983	n/a				

## SACKS

YEAR	PLAYER	POS	CL	SACKS	YDS
2024	D. Rhodes/Gilmore			3.0	19/28
2023	Isaac Walker	DE	So.	6.0	41
2022	Justin Ellis	DE	5th	4.5	22
2021	Ellis/Wright			5.0	29/28
2020	Raymond Johnson III	DE	Sr.	5.0	30
2019	Wade Jr./Springer			4.0	28/20
2018	Logan Hunt	DE	Sr.	5.0	19
2017	Logan Hunt	DT	Jr.	5.0	19
2016	Ukeme Eligwe	LB	Jr.	2.5	20
2015	A. Williams/B. Dawson			4.0	22/36
2014	Ryan George	DE	r-Fr.	3.5	30
2013	Jonathan Battle	DT	So.	3.0	15
2012	DuBose/Mention			6.5	45/44
2011	Brent Russell	NT	Jr.	6.5	40
2010	Brent Russell	NT	So.	8	60
2009	Brent Russell	NT	r-Fr.	6	46
2008	Dakota Walker	LB	Sr.	8.5	66
2007	Larry Beard	DE	Jr.	4.0	29
2006	Branden Daniel	DE	So.	4.5	20
2005	Charrod Taylor	DT	Jr.	3.5	22
2004	Mohring /Jude			4.0	33/39
2003	Eric Hadley	DT	Jr.	5.0	45
2002	Freddy Pesqueira	DT	Sr.	7.0	29
2001	Victor Cabral	DT	r-Fr.	3	15
2000	Freddy Pesqueira	DE	So.	5.5	22
1999	Freddy Pesqueira	DE	Fr.	5.0	28
1998	Eric Davis	DE	Sr.	11	60
1997	Voncellies Allen	DT	So.	5.5	38
1996	Edward Thomas	DE	Sr.	15.0	
1995	Edward Thomas	DE	Jr.	8	
1994	Michael Morris	DE	Sr.	7	
1993	Alex Mash	DT	Sr.	10.5	
1992	Ronald Johnson	DE		6	
1991	Alex Mash	DT	So.	7.0	
1990	Steve Bussoletti	DE	Jr.	8.0	
1989	Steve Bussoletti	DE	So.	10.0	
1988	Darren Alford	DE	Sr.	15.5	
1987	James Carter	DG	So.	7	
1986	Donnie Allen	DG	Sr.	5	
1985	Richardson/Jenkins			5 each	
1984	Beau Brown	LB	Sr.	5	--
1983	n/a				



Marques Watson-Trent

## INTERCEPTIONS

YEAR	PLAYER	POS	CL	INT	YDS	AVG	TD
2024	Stampley II/Gamble			3			
2023	TJ Smith	S	Jr.	3	54	18.0	0
2022	Tyler Bride	CB	Jr.	2	34	17.0	0
2021	Eldrick Robinson II	ILB	Fr.	2	31	15.5	0
2020	Derrick Canteen	CB	Fr.	6	57	9.5	0
2019	Byrd/Duncan Jr./Vildor			2			
2018	Kindle Vildor	CB	Jr.	4	36	9.0	0
2017	Monquavion Brinson	CB	So.	5	57	11.4	0
2016	Jones Jr./Moon			2			
2015	Antonio Glover	S	Sr.	6	51	8.5	0
2014	Matt Dobson	S	Jr.	3	153	51.0	2
2013	Deion Stanley	S	Jr.	3	15	5.0	0
2012	Westbrooks/Cooper/Wilcox			2			
2011	Presume/Scott			3			
2010	Laron Scott	CB	Jr.	6	75	12.5	1
2009	Laron Scott	CB	So.	3	15	5.0	1
2008	R. Wiggins	DB	Jr.	3	37	12.3	0
2007	C. Covington	DB	Jr.	4	91	22.8	0
2006	B. Jackson	DB	So.	5	17	3.4	0
2005	A.J. Bryant	FS	Sr.	4	95	23.8	
2004	A.J. Bryant	FS	Jr.	6	165	27.5	1
2003	McBride/Muhammad			3			
2002	Young/Whitaker			3			
2001	Cooper/Young			2			
2000	Lavar Rainey	CB	Sr.	5	107	21.4	-
1999	Arkee Thompson	FS	Sr.	5	74	14.8	-
1998	Arkee Thompson	FS	Jr.	6	47	7.8	-
1997	Andrae Rogers	FS	Jr.	2	29	14.5	-
1996	Hal Carter, Jr.	SS	Jr.	3	-	-	-
1995	Brancis Williams	CB	Sr.	5	-	-	-
1994	Marco Bradham	CB	Jr.	4	-	-	-
1993	Alton Hitson	FS	Fr.	3	-	-	-
1992	Brandon Rozzelle	CB	Jr.	4	-	-	-
1991	Jim Mutimer	SS	Sr.	6	-	-	-
1990	Rodney Oglesby	CB	Jr.	4	-	-	-
1989	Randell Boone	S	So.	6	-	-	-
1988	Rodney Oglesby	CB	Fr.	4	-	-	-
1987	Terry Young	CB	Jr.	5	-	-	-
1986	Aiken/Young			3			
1985	Chris Aiken	DB	Jr.	5	-	-	-
1984	Nay Young	CB	Fr.	4	-	-	-
1983	n/a						

## PASS BREAKUPS

YEAR	PLAYER	POS	CL	PBU
2024	Chance Gamble	CB	Jr.	8
2023	Shemar Bartholomew	CB	6th	14
2022	Canteen/N. Thompson			11
2021	Anthony Wilson	S	So.	9
2020	Derrick Canteen	CB	Fr.	10
2019	Monquavion Brinson	CB	Sr.	12
2018	Kindle Vildor	CB	Jr.	11
2017	Monquavion Brinson	CB	So.	12
2016	Ironhead Gallon	LB	Sr.	6
2015	Caleb Williams	CB	Sr.	11
2014	Nick Wright	CB	Sr.	8
2013	Lavelle Westbrooks	CB	Sr.	7
2012	Wilcox/Westbrooks/Cooper			7
2011	Laron Scott	CB	Sr.	18
2010	Laron Scott	CB	Jr.	10
2009	Darius Eubanks	LB	So.	8
2008	Carson Hill	DB	Jr.	10
2007	Brandon Jackson	DB	Jr.	11
2006	Brandon Jackson	DB	So.	4
2005	Lewis Barr	CB	Sr.	6
2004	Bryant/Muhammad			4
2003	Aaron Whitaker	CB	Jr.	9
2002	James Young	FS	So.	10
2001	Dreck Cooper	CB	Sr.	9
2000	Nate Gates	CB	Sr.	9
1999	David Young	CB	Fr.	7
1998	Earthwind Moreland	CB	Jr.	6
1997	James Dickerson	SS	So.	9
1996	Travis Taylor	CB	Sr.	7
1995	Brancis Williams	CB	Sr.	8
1994	Marco Bradham	CB	Jr.	9
1993	Shawn Austin	CB	Sr.	7
1992	Don Hudson	FS	Sr.	12
1991	Kevin Whitley	CB	Sr.	6
1990	Mark Giles	FS	Jr.	18
1989	Rodney Oglesby	CB	So.	10
1988	Rodney Oglesby	CB	Fr.	7
1987	Nay Young	CB	Sr.	7
1986	Nay Young	CB	Jr.	11
1985	Chris Aiken	DB	Jr.	11
1984	Brad Bowen	S	So.	5
1983	n/a			

## FUMBLE RECOVERIES

YEAR	PLAYER	POS	CL	FR	YDS
2024	Six Tied			1	
2023	Isaac Walker	DE	So.	4	0
2022	Four Tied			1	
2021	Six Tied			1	
2020	Benz Josue	OLB	Jr.	2	0
2019	Ellis/Thompson/Wade Jr.			2	
2018	Raymond Johnson III	DE	So.	3	0
2017	Chris DeLaRosa	LB	Sr.	2	0
2016	Logan Hunt	DE	So.	2	0
2015	N. Govan/R. Jones			2	
2014	Rayquan Sam	CB	So.	2	0
2013	Jackson/Hardee			1	
2012	DuBose/Stevenson			2	
2011	Six Tied			1	
2010	E.J. Webb	LB	Sr.	3	0
2009	Markeith Wylie	DL	Sr.	3	0
2008	J.B. Shippy	LB	Fr.	2	0
2007	Larry Beard	DE	Jr.	3	29
2006	Wiggins/Daniel			2	
2005	Bynum/Reddick/Taylor			2	
2004	John Mohring	LB	So.	2	0
2003	Victor Cabral	DT	Jr.	3	0
2002	Eight tied			1	
2001	Middlebrooks/Scott			2	
2000	Three tied			2	
1999	Eugene Phillips	DT	Sr.	3	0
1998	Smithers/Wilson			2	
1997	Daryl Morrell	LB	Fr.	4	47
1996	Eric Thigpen	SS	Sr.	2	-
1995	Williams/Stockton			2	
1994	Marco Bradham	CB	Jr.	3	-
1993	Dexter Dawson	LB	So.	5	-
1992	Ronald Johnson	DE	Sr.	2	-
1991	Mash/Berry/Bussoletti			2	
1990	Mark Giles	FS	Jr.	2	-
1989	Steve Bussoletti	DE	So.	3	-
1988	Michael Berry	LB	Fr.	3	-
1987	Nay Young	CB	Sr.	4	-
1986	Multiple tied			1	
1985	Danny Durham	LB	Jr.	3	-
1984	Hugo Rossignol	R/S	Jr.	2	-
1983	n/a				



Kindle Vildor, Najee Thompson & Raymond Johnson III

## ALL PLAYS

	Yds	Name	Play	Opponent, Date
1.	100t	DeAndre Buchannon	Kickoff Return	at App State, 11/26/23
	100t	Matt Dobson	Interception Return	at Texas State, 11/8/14
	100t	Corey Joyner	Kickoff Return	at East Tennessee State, 11/1/97
4.	99t	Laron Scott	Kickoff Return	at Samford, 9/3/11
5.	98t	Ryan Hadden	Interception Return	vs. Chattanooga, 9/25/99
6.	97t	Rodney Oglesby	Fumble Return	vs. Valdosta State, 9/1/90
7.	96t	Melvin Bell	Kickoff Return	at Valdosta State, 11/19/83
8.	95t	Laron Scott	Kickoff Return	at Alabama, 11/19/11
	95t	Hugo Rossignol	Interception Return	vs. Mars Hill, 11/12/83
10.	94t	Samair Baker	Kickoff Return	vs. Elon, 9/20/08
	94t	James Banks	Kickoff Return	vs. William & Mary, 9/6/97
	94t	Chris Wright	Kickoff Return	at Furman, 9/26/92
	94t	Jayson Foster	Punt Return	vs. App State, 10/16/04
14.	93t	Anthony Williams	Kickoff Return	vs. App State, 10/19/02
	93t	Dreck Cooper	Interception Return	vs. Chattanooga, 9/22/01
16.	92t	Mark Myers	Rush	vs. App State, 10/19/02
17.	91t	Terence McBride	Interception Return	at East Tennessee State, 11/1/03
	91t	Adrian Peterson	Rush	vs. East Tennessee State, 10/31/98

## LONGEST RUN FROM SCRIMMAGE

	Yds	Name	Pos	Cl	Opponent, Date
1.	92t	Mark Myers	SB	Sr	vs. App State, 10/19/02
2.	91t	Adrian Peterson	RB	RFr	vs. East Tennessee State, 10/31/98
3.	88t	Matt Breida	RB	So	at Navy, 11/15/14
4.	87t	Matt Breida	RB	Jr	vs. The Citadel, 9/19/15
	87t	Jerick McKinnon	QB	Jr	vs. Howard, 11/10/12
6.	85t	Chris Wright	SB	Sr	at Western Carolina, 10/8/94
7.	84t	Ant Williams	WR	So	vs. Johnson C. Smith, 9/9/00
8.	83t	Matt Breida	RB	RJr	at Idaho, 9/26/15
	83t	Ezayi Youyoute	QB	RFr	vs. Western Carolina, 9/24/11
	83t	Jayson Foster	WR	Jr	at Furman, 11/11/06
11.	82t	Dominique Swope	RB	Fr	at Alabama, 11/17/11
	82t	Jayson Foster	QB	Sr	at Wofford, 11/3/07
13.	80t	Favian Upshaw	QB	Jr	vs. Bowling Green, 12/23/15
	80t	Ean Days	RB	Sr	vs. Savannah State, 9/6/14
	80t	Robert Brown	RB	Fr	at Western Carolina, 11/13/10
	80t	Jayson Foster	QB	Sr	vs. The Citadel, 10/27/07
	80t	Jayson Foster	QB	Fr	vs. Johnson C. Smith, 9/11/04
18.	79t	Ezayi Youyoute	QB	RSo	vs. Jacksonville, 9/1/12
19.	78t	Darreion Robinson	AB	So	vs. Wofford, 10/9/10
	78t	Johnathan Bryant	AB	Jr	vs. Elon, 9/22/12
	78t	Jermaine Austin	RB	So	at East Tennessee State, 11/1/03
	78t	Marlow Warthen	SB	Jr	at Furman, 11/5/94

## PASSING COMPLETION

	Yds	Receiver	Passer	Opponent, Date
1.	85t	Jayson Foster	Travis Clark	at The Citadel, 10/28/06
2.	82t	Teddy Craft	Darius Smiley	at Elon, 10/1/05
3.	81t	Michael McIntosh	Jayson Foster	vs. West Georgia, 9/8/07
4.	80t	T.J. Anderson	Trey Hunter	vs. Chattanooga, 9/27/03
	80t	Corey Joyner	Greg Hill	vs. Chattanooga, 9/26/98
	80t	Earthwind Moreland	Greg Hill	vs. Liberty, 11/16/96
7.	79t	Joshua Thompson	Kyle Vantreaae	vs. Buffalo, 12/27/22
	79t	Ricky Harris	Tracy Ham	vs. Arkansas State, 12/20/86
	79t	Carl Kearney	Chaz Williams	vs. The Citadel, 10/26/02
10.	78t	Dexter Carter Jr.	Miller Mosley	vs. App State, 12/12/20

## FIELD GOAL

	Yds	Name	Cl	Opponent, Date
1.	63	Tim Foley (Q3, 0:46)	Sr	vs. James Madison, 11/7/87
2.	60	David Cool (Q2, 10:16)	Fr	at James Madison, 11/5/88
3.	57	Chris Chambers (Q2, 0:00)	Sr	at Oregon State, 9/18/99
	57	Tim Foley (Q2, 0:14)	Sr	vs. Western Kentucky, 10/31/87
5.	55	David Cool (Q1, 7:13)	Fr	vs. Furman, 12/17/88 (P)
6.	54	Jesse Hartley (Q4, 0:00, GW)	Jr	vs. South Dakota State, 10/6/07
	54	David Cool (Q1, 0:00)	Fr	at James Madison, 11/5/88
	54	Tim Foley (Q1, 7:33)	Sr	vs. Central Florida, 10/3/87
	54	Tim Foley (Q1, 1:02)	So	at Chattanooga, 9/28/85
10.	53	Gavin Stewart (Q2, 13:54)	Sr	at Georgia State, 9/28/24
	53	Younghoe Koo (Q2, 1:24)	Jr	at Arkansas State, 10/5/16
	53	Reed Haley (Q2, 0:26)	Jr	vs. Chattanooga, 9/25/93
	53	Reed Haley (Q4, 11:25, GW)	So	vs. Jacksonville State, 10/24/92
	53	Reed Haley (Q2, 14:55)	So	at Youngstown State, 12/4/92 (P)
	53	David Cool (Q4, 8:34)	Sr	vs. Western Carolina, 10/12/91

## PUNT

	Yds	Name	Cl	Opponent, Date
1.	75	Kenny Worob	Fr	vs. The Citadel, 10/21/95
2.	74	Anthony Beck II	Fr	at LSU, 8/31/19
3.	69	Daniel Jordan	So	vs. Morehead State, 11/12/05
4.	68	Charlie Edwards	So	at App State, 10/24/09
	68	Daniel Jordan	Fr	at Furman, 11/6/04
6.	66	Terry Harvin	Fr	at Western Carolina, 10/24/87
7.	65	Pat Parker	So	vs. Bethune-Cookman, 10/12/85
8.	64	Charlie Edwards	So	vs. Albany, 9/5/09
9.	63	Alex Smith	So	vs. South Carolina State, 9/14/24
	63	Anthony Beck II	Jr	vs. Georgia State, 10/30/21
	63	Don Norton	Sr	vs. Central Florida, 10/26/91

## KICKOFF RETURN

	Yds	Name	Pos	Cl	Opponent, Date
1.	100t	DeAndre Buchannon	WR	Fr	at App State, 11/26/23
	100t	Corey Joyner	SB	Jr	at East Tennessee State, 11/1/97
3.	99t	Laron Scott	SB	Sr	at Samford, 9/3/11
4.	96t	Melvin Bell	RB	So	at Valdosta St, 11/19/83
5.	95t	Laron Scott	CB	Sr	at Alabama, 11/19/11
6.	94t	Samair Baker	WR	Fr	vs. Elon, 9/20/08
	94t	James Banks	SB	So	vs. William & Mary, 9/6/97
	94t	Chris Wright	SB	So	at Furman, 9/26/92
9.	93t	Ant Williams	WR	Sr	vs. App State, 10/19/02
10.	89t	Bennie Cunningham	SB	Sr	at Oregon State, 9/18/99

## PUNT RETURN

	Yds	Name	Pos	Cl	Opponent, Date
1.	94t	Jayson Foster	RS	Fr	vs. App State, 10/16/04
2.	87t	Ant Williams	WR	Sr	vs. VMI, 10/5/02
3.	85t	Dexter Dawson	SB	Sr	vs. The Citadel, 10/21/95
4.	85	Lewis Barr	CB	So	vs. Chattanooga, 9/27/03
5.	84t	Raja Andrews	WR	Sr	vs. App State, 10/18/08
6.	78t	Jayson Foster	WR	Jr	vs. Central Arkansas, 11/18/06
7.	76t	Melvin Bell	RB	Jr	vs. Presbyterian College, 9/8/84
8.	74t	Ant Williams	WR	Jr	vs. Chattanooga, 9/22/2001
9.	72	Derek Keaton	WR	Sr	vs. South Alabama, 11/28/15
	72t	Ant Williams	WR	Fr	vs. Youngstown State, 12/18/99 (P)

## INTERCEPTION RETURN

	Yds	Player	Pos	Cl	Opponent, Date
1.	100t	Matt Dobson	S	Jr	at Texas State, 11/8/14
2.	98t	Ryan Hadden	SS	Jr	vs. Chattanooga, 9/25/99
3.	95t	Hugo Rossignol	LB	So	vs. Mars Hill, 11/12/83
4.	93t	Dreck Cooper	CB	Sr	vs. Chattanooga, 9/22/01
5.	91t	Terence McBride	CB	So	at East Tennessee State, 11/1/03
6.	84t	Michael Berry	LB	Jr	vs. Central Florida, 10/20/90
7.	78t	Mike Youngblood	LB	Jr	at The Citadel, 10/21/00
8.	74t	A.J. Bryant	FS	Sr	vs. Morehead State, 11/12/05
9.	73t	A.J. Bryant	FS	Jr	at Florida International, 11/13/04
10.	72t	Lavelle Westbrook	CB	Jr	vs. Samford, 9/29/12

## FUMBLE RETURN

	Yds	Name	Pos	Cl	Opponent, Date
1.	97t	Rodney Oglesby	CB	Jr	vs. Valdosta State, 9/1/90
2.	90t	Ukeme Eligwe	LB	Jr	vs. App State, 10/27/16
3.	85t	Darrell Pasco	CB	Sr	at Elon, 9/26/09
4.	78t	Dakota Walker	DE	Sr	vs. Wofford, 9/27/08
5.	76t	Mark Giles	FS	Jr	vs. Idaho, 12/1/90 (P)
6.	62t	Caleb Williams	CB	Sr	at Georgia, 12/11/15
7.	61t	Riyahd Jones	CB	Sr	at Troy, 11/14/15
8.	58t	Dreck Cooper	CB	Sr	vs. Delaware, 9/8/01
9.	57	Dion DuBose	LB	So	vs. Western Carolina, 9/19/09
10.	47	Daryl Morrell	LB	Fr	at App State, 10/18/97

## RUSHING

### RUSHES

Game .....	80 vs. Furman, 11/5/05
Both Teams, Gm. ....	133, at Wofford (GS-66, W-67) 9/14/13
Season .....	859, 2002
Per Game .....	61.3, 2001

### RUSHING YARDS

Game .....	665, Glenville St., 11/12/94
Both Teams, .....	801, vs. Youngstown St. (GS-638, YSU-163) 12/20/99 (P)
Season .....	5,591, 2012
Per Game .....	419.0, 1999

### RUSHING YARDS PER ATTEMPT

Game .....	11.3 vs. Savannah St. (53-599), 9/6/14
Season .....	7.17, 2014

## PASSING

### MOST ATTEMPTS

Game .....	64, vs. James Madison, 10/15/22
Both Teams .....	112, vs. James Madison 10/15/22 (GS-64, JMU-48)
Season .....	612, 2022
Per Game .....	47.1, 2022

### MOST COMPLETIONS

Game .....	40, at Furman, 11/15/08
Both Teams .....	72, vs. UAB 9/9/23 (GS-39, UAB-33)
Season .....	376, 2023
Per Game .....	28.9, 2023

### FEWEST ATTEMPTS

Game .....	0, 10 times, last vs. Wofford, 10/13/12
Season .....	92, 2005
Per Game .....	7.7, 2005

### FEWEST COMPLETIONS

Game .....	0, Nine times, last at Florida, 11/23/13
Season .....	40, 2012 & 2001

### MOST YARDS PASSING

Game .....	578 vs. James Madison, 10/15/22
Season .....	4,289, 2022
Yards per Game .....	329.9, 2022

### COMPLETION PERCENTAGE & EFFICIENCY

Game .....	92.3 vs. Troy (12-13), 11/7/20
Season .....	65.2 (376-577), 2023
Highest Passing Efficiency .....	173.5, 2004

### MOST YARDS PER ATTEMPT

Season .....	11.5, 1992
--------------	------------

### MOST YARDS PER COMPLETION

Game .....	33.2 (5-166) vs. App State 11/3/2012
Season .....	23.7, 2005

### INTERCEPTIONS THROWN

Most, Game .....	6 at ETSU, 11/3/84
Most, Season .....	20, 2023
Fewest, Season .....	0, 2018 (FBS Record)

## ALL-PURPOSE YARDS

Season .....	7,823, 2002
Yards per Game .....	663.4, 1999

## TOTAL OFFENSE

### PLAYS

Game .....	103, at East Carolina, 9/22/84
Both Teams, Game ....	170, at East Carolina, 9/22/84
Season .....	1,001, 2010
Per Game .....	75.5, 2022

### FIRST DOWNS

Total, Game .....	35 vs. Savannah St., 8/31/13 at East Carolina, 9/22/84
Rushing, Game .....	31 vs. Glenville St., 11/12/94
Passing, Game .....	25 vs. JMU, 10/15/22
Penalty, Game .....	6 vs. South Alabama, 11/5/22
Total, Season .....	308, 2012
Rushing, Season .....	272, 2012
Passing, Season .....	192, 2022
Penalty, Season .....	35, 2022 & 2024

### FIRST DOWNS, BOTH TEAMS

Total, Game .....	61 vs. Marshall, 11/18/89
Rushing, Game .....	38 vs. Hofstra, 12/2/00 (P)
Passing, Game .....	43 vs. JMU, 10/15/22
Penalty, Game .....	9 vs. Arkansas State, 10/2/21

### TOTAL YARDS OFFENSE

Game .....	732 at Western Carolina, 10/9/99
Both Teams, Game .....	1,265, vs. JMU, (JMU 675, GS 590) 10/15/22
Season .....	6,575, 2002
Per Game .....	551.7, 1999

### YARDS PER PLAY

Game .....	12.2 vs. Western Carolina (60-732), 10/9/99
Season .....	7.63, 1999

### FEWEST TURNOVERS

Game .....	0, numerous times
Season .....	5, 2018 (FBS Record)
Per Game .....	0.38, 2018

## SCORING

### POINTS SCORED

Game .....	84 vs. Johnson C. Smith, 9/11/04
Allowed .....	62 at Florida, 9/7/95
Largest Margin, (W) ...	81 (84-3) vs. J.C. Smith, 9/11/04
Largest Margin, (L) ...	56, (0-56) at Miami (FL), 9/3/94
Largest 4Q Comeback .....	28 points at WCU (31-3 w/11 minutes remaining in 4Q), 10/25/08
Both Teams, Game .....	103, vs. ODU, 12/3/11 (P)
Season .....	564, 2004
Per Game .....	50.0, 1999

### MOST TOUCHDOWNS

Game ...	12, Twice, last vs. Savannah St. (10r, 2p), 9/6/14
Both Teams, Game ..	15 vs ODU (GS-8, ODU-7), 12/3/11 (P)
Season .....	77, 2004
Per Game .....	7.0

### MOST RUSHING TOUCHDOWNS

Game .....	11 vs. Johnson C. Smith, 9/11/04
Season .....	61, 1999
Per Game .....	5.54, 1999

### MOST PASSING TOUCHDOWNS

Game .....	4, Six times; last at Ball State, 9/23/23
Season .....	28, 2022
Per Game .....	2.1, 2022

### FIELD GOALS

Game .....	5 vs. Furman, 11/8/03
	5 at The Citadel, 11/19/94
Both Teams, Game ...	9 (GS-4, Elon-5), at Elon, 10/13/07 (Tied NCAA FCS record)
Season .....	23, 2023
Per Game .....	1.77, 2023

### EXTRA POINTS

Game .....	11 vs. Savannah St., 8/31/13
Both Teams, Game .....	13, at Georgia St., 10/25/14
	13, at South Dakota St., 10/29/05
	13 vs. Northern Arizona, 11/27/99
Two-point conversions, Season .....	5, 1983

## RETURNS

### MOST PUNT RETURNS

Game .....	10 at VMI, 10/23/93
Most, Season .....	48, 2002
Least, Season .....	8, 2019
Most Touchdowns, Game .....	1 on 22 occasions, last: Joshua Thompson, vs. JMU, 10/15/22
Most Touchdowns, Season .....	3, 1991, 1989, 2020

### MOST PUNT RETURN YARDS

Game .....	143 vs. Chattanooga, 9/22/01
Season .....	530, 2002
Per Return .....	16.1, 2015

### KICKOFF RETURNS

Game .....	9 vs. UMass, 12-19-1998 (P)
Most, Season .....	58, 2010
Least, Season .....	21, 1984 and 2020
Most Touchdowns, Game .....	1 on 13 occasions, last: DeAndre Buchannon (100 yds); at App State (11/26/23)
Most Touchdowns, Season .....	2, 2011 and 1997

### MOST KICKOFF RETURN YARDS

Game .....	382 at Samford, 9/3/11
Season .....	1,362, 2010
Per Return .....	25.5, 1997



Latrell Bullard

# TEAM RECORDS



## KICKING

### FIELD GOAL PERCENTAGE

Game ..... **1,000, numerous**  
**last vs. Sam Houston, (2-2) 12/19/24**  
 Season ..... 1,000, (9-9), 2004

### EXTRA POINTS

Game ..... 11, vs. Savannah St., 8/31/13  
 Season ..... 72, 1999

### EXTRA POINT PERCENTAGE

Game ..... **1,000, numerous**  
**last vs. Sam Houston, (2-2) 12/19/24**  
 Season ..... 1,000, (45-45) 2010, 2018 & 2023;  
 36-36 (2019); 47-47 (2007)

## PUNTS

Most, Game..... 11 at Auburn 9/2/17  
 11 at Miami (FL) 9/3/94  
 11 vs. Jacksonville St., 10/24/92  
 Fewest, Game..... 0, 10 Times  
 Fewest by Both Teams..... 0 vs. JMU, 11/15/86  
 Most, Season..... 73, 1991  
 Fewest, Season..... 31, 2011

## PUNTING YARDAGE

Season ..... 2,980, 1991

## PUNTING AVERAGE

Game (min. 3 punts) ..... 50.8, at NC State, 8/30/14  
 Season ..... 43.0, 2021

## DEFENSE

### FEWEST FIRST DOWNS ALLOWED

Total, Game ..... 4, vs. Western Carolina, 9/19/09  
 4 at VMI, 10/23/93  
 4 at South Alabama, 10/3/19  
 Season ..... 155, 2001  
 Rushing, Game..... 0, Three Times  
 last vs. Elon, 9/25/10  
 Rushing, Season..... 66, 1997  
 Passing, Game..... 0, seven times  
 (last) vs. The Citadel, 9/2/23  
 Passing, Season..... 55, 1991

### FEWEST RUSHING YARDS ALLOWED

Game ..... -12 vs. Western Carolina, 9/19/09  
 Season ..... 1,078, 1982  
 Per Game ..... 98.0, 1982

### FEWEST RUSHING ATTEMPTS

Game ..... 10 vs. Valdosta St., 9/12/92  
 Season ..... 392, 2009  
 Per Game ..... 34.4, 2004

### FEWEST RUSHING YARDS PER ATTEMPT

Season ..... 2.7, 1988

### FEWEST PASSING YARDS ALLOWED

Game ..... 0 vs. The Citadel, 9/11/93  
 Season ..... 1,341, 1991  
 Per Game ..... 121.9, 1991

### FEWEST PASS COMPLETIONS ALLOWED

Game ..... 0 vs. The Citadel, 9/11/93  
 Season ..... 92, 2000  
 Per Game ..... 8.4, 2000

### FEWEST PASS ATTEMPTS ALLOWED

Game ..... 3 vs. The Citadel, 11/17/94  
 Season ..... 161, 2000  
 Per Game ..... 14.6, 2000

### FEWEST YARDS PER COMPLETION

Season ..... 10.2, 2001

### LOWEST COMPLETION PERCENTAGE

Season ..... 43.9, 1983

## TURNOVERS

Fumbles Caused, Game .. 7, at The Citadel, 10/23/10  
 7, vs. Savannah St., 11/24/83  
 Fumbles Caused, Season ..... 36, 1987  
 Recovered, Game ..... 6, at The Citadel, 10/23/10  
 6 vs. Furman, 11/8/97  
 Recovered, Season ..... 21, 1997  
 Turnovers Caused, Game ..... 9 (3-int, 6-fum),  
 at The Citadel, 10/23/10  
 Most Interceptions, Game .. 7, vs. Savannah St., 9/7/91  
 7, vs. Chattanooga, 9/26/86  
 Most Interceptions, Season ..... 22, 1984  
 Yards on INT ret., Game ... 142, vs. Chattanooga, 9/22/01  
 Yards on INT ret., Season ..... 334, 1999  
 Most TDs on INTs, Game ..... 1 on 17 occasions,  
 last: 22 yards vs. App State, 12/12/20  
 Most Touchdowns on INTs, Season ... 3, 1999 & 2000  
 Turnover Margin..... +22, 1989 & 2018

## MOST SACKS

Season ..... 51.5, 1988  
 Per Game ..... 4.7, 1988

## FEWEST PLAYS ALLOWED

Game ..... 39 at South Alabama, 10/3/19  
 Season ..... 679, 2006  
 Per Game ..... 45.8, 1989

## FEWEST YARDS ALLOWED

Game ..... 55 vs. South Carolina State, 11/19/88  
 Season ..... 2,638, 1988  
 Per Play ..... 3.8, 1988  
 Per Game ..... 239.8, 1988

## MOST YARDS ALLOWED

Total ..... 712, at App State, 10/24/09  
 Rushing..... 415, at Miami (Fla.), 9/3/94  
 Passing..... 527, vs. Bethune-Cookman, 10/6/84

## FEWEST POINTS ALLOWED

Game ..... 0, multiple times,  
 last vs. The Citadel, 2023 (34-0)  
 Season ..... 132, 2001  
 Per Game ..... 12.0, 2001  
 Fewest Rushing Touchdowns, season ..... 7, 1997  
 Fewest Passing Touchdowns, season ..... 6, 1989  
 and 1991

## MISCELLANEOUS

### FUMBLES

Game .... 9 on three occasions, last at UTC, 11/10/90  
 Both Teams, Game ..... 16 at Savannah St., 11/24/83  
 Lost, Game ..... 6 vs. UMass, 12/19/98 (P)  
 Lost Both Teams... 8 on 3 occasions (last) vs. UMass,  
 12/19/98 (P)  
 Fewest, Season..... 9, 2022  
 Fewest Lost, Season ..... 5, 2021, 2018, 2022  
 Most, Season..... 49, 1987  
 Most Lost, Season ..... 25, 1987

### PENALTIES

Fewest Penalties, Game ..... 0, at Wofford, 11/12/11  
 0 vs. Delaware, 12/6/97 (P)  
 0 vs. New Mexico State, 10/26/19  
 Fewest Penalties, Season ..... 53, 2020  
 Most, Game..... 19, vs. Johnson C. Smith, 9/9/00  
 Both Teams, Game ..... 29 at E. Tenn. St., 10/15/83  
 Most, Season..... 103, 2000

### PENALTY YARDS

Most, Game..... 179, at Elon, 11/15/03  
 179, vs. Johnson C. Smith, 9/9/00  
 Most, Season..... 877, 2000  
 Both Teams, Game ..... 270, at Elon, 11/15/03  
 Fewest, Game..... 0, vs. NMSU, 10/26/19  
 0, at Wofford, 11/12/11  
 0 vs. Delaware, 12/6/97 (P)  
 Fewest, Season..... 440, 2020

## OVERTIME RESULTS

Overall Record: 10-6 Home: 5-4 Away: 5-2 Neutral: 0-0

DATE	OPPONENT	DURATION	RESULT
11/26/22	App State.....	2OT.....	W, 51-48
10/19/19	Coastal Carolina.....	3OT.....	W, 30-27
10/3/19	at South Alabama.....	2OT.....	W, 20-17
11/21/15	at Georgia.....	OT.....	L, 17-23
10/27/12	at Chattanooga.....	3OT.....	W, 39-31
11/6/10	App State.....	OT.....	W, 21-14
11/1/08	at The Citadel.....	3OT.....	W, 44-41
10/25/08	at Western Carolina .....	OT.....	W, 38-31
9/27/08	Wofford .....	OT.....	L, 37-38
9/13/08	Northeastern.....	OT.....	W, 34-27
10/13/07	at Elon .....	2OT.....	L, 33-36
9/22/07	Chattanooga .....	OT.....	L, 38-45
11/18/06	Central Arkansas.....	OT.....	L, 31-34
10/21/06	App State.....	2OT.....	L, 20-27
9/3/05	at Northeastern.....	OT.....	W, 41-38
9/28/87	Maine (I-AA R16).....	OT.....	W, 31-28

## TO GO TO OT

Vantrease's 3-yard run with 4:22 ties it; App misses FG at 0:00  
 CCU's Biscardi hits 45-yd field goal with 7:04 left  
 Kennedy III's 1-yd run with :20 left ties it up  
 UGA's Marshall Morgan's hits 43-yd FG with 6:06 left  
 Hanks' 24-yd FG ties game at 24 in 4th  
 GS 16-play, 9:27 TD drive to tie opens 2nd half  
 Mora's 37-yd FG ties game at 24 in 4th  
 NCAA record 28-pt 4th qtr comeback  
 Mora hits 25-yd FG with :06 in regulation  
 Camp catches first TD with 1:01 to go  
 Elon ties game at 30 with 5:36 left  
 Eagle TD with 1:17 remaining ties game at 38  
 UCA adds 7, GS scoreless in 4th with FG miss  
 ASU ties game with 11 minutes left  
 Eagles score in final drive of regulation  
 GS rallies with 18 2nd-half points

## FOR THE FINAL

Vantrease 25-yard pass to Archie wins it after App kicks FG  
 Kennedy III's 3-yd run wins it after CCU kicks FG in front half  
 Bass' 37-yd field goal wins it after USA fumble in front half  
 Michel 25-yd run on UGA's first play following GS possession  
 Sack by Wilcox & Eubanks  
 Mountaineer fumble ends game  
 Urbano 3-yd TD run after Citadel FG  
 Sack by D. Walker on WCU 4th and 18  
 GS 2-point conversion pass incomplete  
 Northeastern pass incomplete on 4th and 1  
 GS 39-yd FG attemp falls short  
 GS pass on 4th and 9 sails high in the end zone  
 GS pass on 4th and 3 falls incomplete  
 GS passes on final drive incomplete  
 Dudley kicks 24-yd FG for only GS lead  
 Foley hits 42-yd walk-off FG



# YEAR-BY-YEAR TEAM STATISTICS

Year	Record	Points	Avg	Plays	Yards/Avg.	Y/P	TD	FD	FDR	FDPa	FDP	Rushes	Yards/Avg.	YPC	TD	Com-Att-Int	TD	%	Eff	Yards/Avg.	YPC
2024	8-5, 6-2	364	28.0	893	4750/365.4	5.3	46	283	109	139	35	447	1942/127.6	3.7	24	289-446-11	21	64.8	133.62	3091/237.8	10.7
Opp	--	359	27.6	885	5572/428.6	6.3	46	273	105	154	14	447	2484/170.0	4.9	23	277-438-13	21	63.2	137.60	3362/258.6	12.1
2023	6-7, 3-5	392	30.2	954	5453/419.5	5.7	46	301	95	180	26	377	1524/117.2	4.0	16	376-577-20	26	65.2	130.30	3929/302.2	10.4
Opp	--	396	30.5	850	5149/396.1	6.1	51	262	107	137	18	454	2439/161.5	4.6	30	249-396-13	20	62.9	137.67	3049/234.5	12.2
2022	6-7, 3-5	425	32.69	982	6067/466.7	6.2	53	327	100	192	35	370	1923/136.8	4.8	23	374-612-16	28	61.1	129.85	4289/329.9	11.5
Opp	--	411	31.62	975	6341/487.8	6.5	49	319	163	141	15	542	3196/230.9	5.5	29	254-433-11	19	58.7	132.82	3339/256.9	13.1
2021	3-9, 2-6	243	20.3	811	4087/340.6	5.0	29	217	118	81	18	536	2322/193.5	4.3	22	141-275-12	5	51.3	102.46	1765/147.1	12.5
Opp	--	377	31.4	823	5302/441.8	6.4	48	268	104	141	23	420	1828/152.3	4.4	17	250-403-5	28	62.0	154.89	3474/289.5	13.9
2020	8-5, 4-4	354	27.2	814	4826/371.2	5.9	43	224	162	49	13	638	3472/167.1	5.4	29	97-176-11	9	55.1	124.11	1354/104.2	13.9
Opp	--	270	20.8	828	4234/325.7	5.1	33	227	88	121	18	422	1458/112.2	3.5	14	234-406-18	16	57.6	119.21	2776/213.5	11.9
2019	7-6, 5-3	366	28.2	822	4253/327.2	5.2	38	223	158	46	19	667	3680/252.7	4.9	29	80-155-1	9	51.6	121.94	968/74.5	12.1
Opp	--	366	28.2	871	4929/379.2	5.7	46	242	97	127	18	468	2071/136.3	3.8	18	242-403-9	28	60.1	144.31	3157/242.9	13.0
2018	10-3, 6-2	396	30.5	760	4488/345.2	5.9	45	220	169	38	13	643	3461/266.2	5.4	35	70-117-0	10	59.5	161.77	1027/75.9	14.7
Opp	--	280	21.5	851	4642/357.1	5.5	35	243	103	123	17	465	1827/140.5	3.9	21	239-386-15	14	61.9	127.37	2815/216.5	11.8
2017	2-10/2-6	250	20.8	839	3988/332.3	4.8	29	210	146	49	15	644	2688/232.3	4.1	19	105-195-7	8	53.8	117.07	1320/110.0	12.6
Opp	--	386	32.2	746	4924/410.4	6.6	52	226	96	108	22	414	2164/180.3	5.2	21	184-332-14	28	55.4	144.68	2761/230.1	15.0
2016	5-7/4-4	319	26.6	870	4558/379.8	5.2	38	248	139	87	22	606	2690/224.2	4.4	24	147-264-9	13	55.7	124.55	1868/155/7	12.7
Opp	--	318	26.5	801	4759/396.6	5.9	39	254	113	116	25	446	2005/167.1	4.5	21	210-355-9	16	59.2	134.12	2754/229.5	13.1
2015	9-4/6-2	474	36.5	865	5543/426.4	6.4	58	250	197	37	15	728	4719/363.0	6.5	54	59-137-10	4	43.1	88.62	824/63.4	13.9
Opp	--	306	23.5	803	4395/338.1	5.5	35	220	91	116	13	438	1998/130.9	3.9	13	200-365-17	22	54.8	127.35	2693/207.1	13.5
2014	9-3/8-0 ^	469	39.1	797	5789/488.2	7.4	62	260	202	49	9	642	4573/381.1	7.1	55	90-155-4	7	58.0	137.50	1286/107.2	14.0
Opp	--	281	23.4	849	4657/388.1	5.5	37	254	112	128	14	432	1844/153.7	4.3	19	244-417-13	18	58.5	123.19	2813/234.4	11.5
2013	7-4/4-4 †	368	33.5	728	4966/451.5	6.8	50	234	182	36	16	626	3964/360.4	6.3	44	52-102-4	6	51.0	145.07	1002/91.1	19.3
Opp	--	255	23.2	709	3965/360.5	5.6	32	201	90	91	20	400	1764/160.4	4.4	15	167-309-10	16	54.0	124.49	2201/200.1	13.2
2012	10-4/6-2	483	34.5	944	6536/466.9	6.9	66	308	272	29	7	850	5591/399.4	6.6	55	40-94-5	9	42.6	147.96	945/67.5	23.6
Opp	--	308	22.0	882	4822/344.4	5.5	37	244	99	120	25	476	2211/135.4	4.0	19	227-406-8	17	55.9	126.33	2926/209.0	12.9
2011	11-3/7-1	492	35.1	925	6090/435.9	6.6	65	304	224	60	20	777	4529/323.5	5.8	50	83-148-3	11	56.1	165.15	1561/111.5	18.8
Opp	--	330	23.6	868	4993/356.6	5.8	46	260	115	128	17	477	2097/149.8	4.4	20	228-391-16	22	58.3	130.91	2896/206.9	12.7
2010	10-5/5-3	413	27.5	1001	5189/345.9	5.2	50	277	215	51	11	849	3918/261.2	4.6	40	75-152-7	5	49.3	121.23	1271/84.7	16.9
Opp	--	277	18.5	891	4304/286.9	4.8	34	235	108	108	19	533	1905/127.0	3.6	16	193-338-15	15	53.9	115.65	2399/159.9	12.4
2009	5-6/4-4	205	18.6	766	3073/279.4	4.0	22	186	76	100	10	354	1062/96.5	3.0	9	261-412-17	10	63.3	104.11	2011/182.8	7.7
Opp	--	303	27.5	728	3904/354.9	5.4	38	194	90	88	16	392	1543/140.3	3.9	19	199-336-11	16	59.2	127.42	2361/214.6	11.9
2008	6-5/5-3	350	31.8	787	4279/383.5	5.4	46	233	101	112	20	379	1498/136.2	4.0	21	236-408-17	20	57.8	121.71	2721/247.4	11.5
Opp	--	326	29.6	847	4536/412.4	5.4	41	248	103	113	32	476	1897/172.5	4.0	21	209-371-5	18	56.3	129.40	2639/239.9	12.6
2007	7-4/4-3	402	36.5	815	5019/456.3	6.2	50	233	161	64	8	613	3589/326.3	5.9	38	126-202-4	8	62.4	130.95	1430/130.0	11.3
Opp	--	348	31.6	792	4451/404.6	5.6	45	229	112	101	16	446	1937/176.1	4.3	22	183-346-11	21	52.9	127.59	2514/228.5	13.7
2006	3-8/2-5	235	21.4	733	3959/359.9	5.4	30	186	93	85	8	422	2015/183.2	4.8	20	160-311-6	8	51.4	108.58	1944/176.7	12.1
Opp	--	260	23.6	679	3739/339.9	5.5	33	173	80	81	12	407	1673/152.1	4.1	11	146-272-14	18	53.7	129.02	2066/187.8	14.2
2005	8-4/5-2	456	38.0	860	5637/469.8	6.6	64	286	248	30	8	768	4641/386.8	6.0	50	42-92-7	11	45.7	160.83	966/83.0	23.7
Opp	--	277	23.1	775	4666/388.8	6.0	37	228	107	106	15	464	2192/182.8	4.7	18	186-311-14	18	59.8	136.67	2472/206.0	13.3
2004	9-3/6-1	564	47.0	896	5860/488.3	6.5	77	279	218	54	7	761	4439/369.9	5.8	56	70-135-4	16	51.9	173.45	1421/118.4	20.3
Opp	--	221	18.4	741	3321/276.8	4.5	28	194	88	91	15	413	1451/120.9	3.5	16	180-328-15	11	54.9	104.69	1870/155.8	10.4
2003	7-4/5-3	311	28.3	779	4561/414.6	5.9	39	229	182	33	14	664	3692/335.6	5.6	32	49-115-9	5	42.6	104.78	869/79.0	17.7
Opp	--	232	21.1	741	3855/350.5	5.2	31	194	96	82	16	446	1889/171.7	4.2	19	157-295-11	10	53.2	112.93	1966/178.7	12.5
2002	11-3/7-1	493	35.2	981	6575/469.6	6.7	66	285	239	36	10	859	5407/386.2	6.3	54	54-122-4	9	44.3	142.47	1168/83.4	21.6
Opp	--	190	13.6	911	4126/294.7	4.5	24	220	94	102	24	526	1972/140.9	3.7	13	180-385-15	10	46.8	94.53	2154/153.9	12.0
(Season totals for 1983 through 2001 include regular-season games only)																					
2001	12-2/8-1	410	37.3	717	4505/409.5	6.3	53	218	181	28	9	616	3560/323.6	5.8	42	40-101-3	6	39.5	131.86	945/85.9	23.6
Opp	--	132	12.0	722	2875/261.4	4.0	17	155	76	66	13	465	1493/135.7	3.2	9	135-257-13	7	52.5	96.57	1382/125.6	10.2
2000	13-2/7-1	362	32.9	768	4931/448.3	6.4	47	240	182	45	13	626	3642/331.1	5.8	31	73-142-7	13	51.4	148.01	1289/117.2	17.7
Opp	--	194	17.6	717	3321/317.4	4.9	25	204	104	82	18	425	1774/161.3	4.2	14	92-161-16	9	51.7	100.32	1717/156.1	11.4
1999	13-2/7-1	550	50.0	795	6069/551.7	7.6	76	274	205	55	14	654	4609/419.0	7.0	61	79-141-9	10	56.0	153.65	1460/132.7	18.5
Opp	--	171	15.5	728	3208/291.6	4.4	22	179	89	76	14	436	1444/131.3	3.3	13	137-292-15	7	46.9	95.30	1764/160.4	12.9
1998	14-1/8-0	468	42.5	749	5419/492.6	7.2	62	260	196	51	13	620	4166/378.7	6.7	53	73-129-7	7	56.6	145.23	1253/113.9	17.2
Opp	--	236	21.5	734	3583/323.9	4.9	33	200	96	87	17	442	1553/141.2	3.5	18	165-292-10	18	56.5	123.30	2010/182.7	12.2
1997	10-3/7-1	364	33.1	770	4440/403.6	5.8	48	216	156	53	7	592	3087/280.6	5.2	31	89-178-8	12	50.0	127.11	1353/123.0	15.2
Opp	--	176	16.0	762	3798/308.9	4.5	23	183	66	103	14	400	1157/105.2	2.9	7	186-362-13	15	51.4	109.87	2241/203.7	12.0
1996	4-7/2-6	225	23.2	774	4361/396.5	5.6	36	228	155	60	13	599	2931/266.5	4.9	31	98-175-8	5	56.0	124.93	1430/130.0	14.6
Opp	--	295	26.8	716	3896/354.2	5.4	40	200	106	84	10	447	1843/167.5	4.6	20	169-27					

# YEAR-BY-YEAR TEAM STATISTICS



Year	KOR	PR	F-FL	Pen.	Punts	Net	TOP	3rd Dn.	4th Dn.	FG-A	PAT	2XP	Tack.	UT	TFL	Sacks	Int.	PBU	FR	Blk	Saf
2024	34-723	14-95	22-11	73-628	58-42.7	41.6	30:30	81-180	12-16	15-18	37-39	2-7	855	483	64-241	21-147	13	33	6	1	1
	20-335	14-65	16-6	110-1007	51-41.1	38.4	29:30	81-173	7-19	13-19	42-43	1-3	861	489	78-272	29-139	11	41	11	0	0
2023	40-23.8	27-7.6	20-11	76-673	48-39.2	35.4	31:08	84-185	14-23	23-28	45-45	1-1	831	447	91-317	23-141	13	59	8	2	0
	18-19.7	8-13.1	23-8	80-776	61-40.9	37.2	28:52	64-166	6-15	13-17	47-47	0-2	919	505	70-307	34-211	20	54	11	2	0
2022	26-17.4	20-9.3	9-5	66-595	52-42.8	37.3	27:41	92-195	13-23	18-22	49-50	2-2	976	512	53-174	20-104	11	65	5	1	0
Opp	28-21.5	19-10.7	9-5	91-816	51-41.3	35.3	31:19	80-186	12-22	23-30	46-47	1-2	919	467	46-162	7-52	16	83	5	2	0
2021	28-16.5	11-5.3	17-4	68-544	67-43.0	40.0	30:43	61-173	12-28	13-18	27-29	3-3	821	431	78-303	26-171	5	41	4	1	0
Opp	30-22.2	14-8.7	13-4	77-682	60-40.6	38.7	29:17	61-161	8-19	14-17	45-48	0-2	874	420	80-316	28-178	12	44	5	5	1
2020	21-17.6	20-10.6	18-6	53-440	53-40.9	35.4	33:19	66-163	8-17	18-25	40-41	1-2	802	455	78-288	23-139	18	48	8	2	0
Opp	43-21.8	12-14.2	15-8	62-564	62-38.8	35.1	26:41	61-178	18-29	14-19	18-30	1-3	898	489	57-186	16-100	11	20	6	3	0
2019	20-19.9	8-14.6	25-10	64-562	68-42.5	40.5	32:43	51-166	6-14	20-28	36-36	1-2	813	489	84-276	25-150	9-148	57	10-44	2	1
Opp	10-19.1	23-3.3	16-10	63-595	58-42.2	39.1	27:16	59-175	17-32	12-20	42-44	0-0	904	488	79-256	28-142	1-0	20	10-10	2	0
2018	26-21.7	12-10.6	13-5	61-525	62-38.0	35.8	32:09	61-157	6-12	19-21	45-45	1-2	859	463	63-225	26-139	15-257	41	12-21	3	1
Opp	17-24.7	15-5.3	22-12	71-607	56-39.4	36.0	27:51	69-179	20-29	12-17	30-32	2-2	898	456	70-217	19-98	0-0	9	5-11	2	0
2017	49-21.4	15-9.5	36-13	77-648	69-40.3	36.4	33:59	67-191	17-28	15-19	27-28	1-1	648	404	66-195	22-106	14-80	46	6-34	0	1
Opp	7-20.9	15-10.2	11-6	64-545	53-42.2	36.5	26:01	58-148	7-16	8-14	48-51	0-1	913	535	92-354	30-173	7-43	21	13-91	0	0
2016	51-20.1	16-12.9	18-9	91-778	56-39.1	38.1	32:39	82-185	8-18	19-20	34-36	0-1	743	451	67-237	11-92	9-39	34	10-90	7	0
Opp	18-21.6	8-7.0	21-10	61-603	55-37.7	36.7	27:21	50-153	13-21	15-21	37-39	0-0	948	526	86-272	12-85	9-111	31	9-55	0	0
2015	41-24.7	21-16.1	20-11	67-629	43-39.9	38.4	34:00	75-180	20-31	15-19	59-60	0-1	793	423	54-222	22-148	17-178	44	10-136	4	1
Opp	36-14.6	13-5.0	20-10	63-536	58-41.9	40.8	26:00	58-162	6-20	13-16	31-34	1-3	956	552	71-255	8-51	10-109	12	11-154	1	0
2014	32-24.6	25-5.1	20-8	57-556	39-38.3	35.6	32:18	73-148	10-16	10-14	53-61	1-3	788	477	66-266	24-180	13-277	37	7-0	3	0
Opp	48-21.4	48-8.8	17-7	51-406	53-41.2	37.2	27:42	67-166	9-23	8-13	31-33	2-3	928	482	42-146	5-29	4-73	17	8-0	2	0
2013	32-15.9	30-8.4	31-13	67-638	33-40.7	36.6	31:34	71-140	11-19	7-11	43-46	1-4	712	388	51-165	12-68	10-94	39	2-0	4	1
Opp	40-20.8	5-6.8	7-2	71-588	57-38.3	32.1	28:26	57-155	10-19	11-15	24-27	2-5	890	442	61-189	8-37	4-16	19	13-36	2	1
2012	42-23.9	25-5.8	36-17	94-867	45-37.5	36.9	33:28	74-164	13-21	8-22	57-61	3-5	903	505	68-312	31-219	8-66	51	11-58	1	0
Opp	70-19.4	6-1.5	21-11	79-586	64-41.7	37.9	26:32	68-183	7-21	18-23	32-35	0-2	1157	553	59-182	8-53	5-73	6	17-109	7	0
2011	50-23.1	22-10.7	41-18	72-616	31-41.7	38.0	33:36	81-164	12-25	12-15	62-64	1-1	863	549	66-272	25-160	16-85	43	6-27	6	0
Opp	77-21.1	6-5.7	13-7	79-649	55-37.5	31.7	26:24	77-173	12-23	5-12	37-42	1-4	1004	631	52-157	10-68	3-18	23	17-4	2	0
2010	58-23.5	23-6.9	45-22	81-653	56-41.0	39.2	33:13	92-214	22-35	19-21	45-45	1-4	910	560	98-405	25-192	15-143	43	16-65	3	3
Opp	68-18.8	12-3.8	29-16	86-657	66-37.3	33.4	26:42	76-192	8-19	15-18	28-32	0-2	1135	705	89-294	23-133	7-54	12	22-163	0	0
2009	50-20.3	19-6.7	12-8	72-643	62-39.5	37.1	31:17	64-171	6-17	16-22	19-19	1-3	730	446	68-248	21-133	11-98	27	14-182	3	1
Opp	48-18.8	14-4.7	19-14	73-527	54-40.4	35.8	28:43	58-155	11-20	13-14	34-38	0-0	799	456	92-446	43-305	17-225	29	8-63	2	1
2008	51-21.3	29-14.0	21-14	78-735	49-39.1	31.9	26:51	52-148	13-23	10-15	42-44	0-1	887	491	26-185	26-185	5-37	44	9-75	7	1
Opp	44-18.1	22-11.5	18-9	86-668	61-38.3	30.0	33:09	59-169	11-26	13-18	35-39	2-2	802	437	68-309	29-229	17-201	51	14-10	2	1
2007	49-20.3	22-11.8	19-8	72-618	51-39.5	34.6	32:00	64-168	20-24	17-24	47-47	2-3	791	479	84-253	19-148	11-135	56	12-75	1	0
Opp	62-20.2	26-7.2	21-13	58-465	54-38.2	33.4	28:00	67-166	15-20	11-14	43-44	1-1	945	536	104-314	14-84	4-109	21	8-63	1	0
2006	37-22.4	24-10.4	14-7	71-615	62-41.0	33.1	30:04	48-158	9-21	9-18	20-25	4-4	699	417	64-196	11-61	14-36	24	9-17	2	0
Opp	39-23.5	29-9.2	18-9	46-378	57-41.4	37.0	29:56	58-151	6-17	10-14	30-31	1-2	760	424	53-183	6-49	6-105	34	7-16	2	0
2005	44-15.8	18-7.9	23-11	71-526	33-39.5	37.2	31:31	78-161	25-36	4-8	60-63	0-1	805	433	82-299	20-143	14-227	36	9-15	3	-
Opp	45-22.2	10-7.6	17-9	66-491	48-33.9	30.9	28:02	74-163	5-18	7-10	32-35	1-2	1075	493	63-177	14-84	7-112	10	11-7	0	0
2004	41-20.8	31-14.5	29-10	73-588	36-39.1	32.3	32:25	81-165	24-35	9-9	65-73	2-4	766	469	107-367	28-179	15-255	36	7-2	3	3
Opp	61-21.8	19-10.7	18-7	52-432	79-36.6	30.9	27:24	44-158	7-18	9-12	20-23	3-5	982	579	47-86	2-15	7-8	12	10-7	2	0
2003	36-24.9	40-9.2	29-15	91-808	41-34.8	29.6	31:11	66-157	10-20	13-17	36-38	0-1	763	424	54-188	16-124	11-222	42	5-6	9	1
Opp	43-23.5	21-10.1	21-5	67-597	64-35.9	30.2	29:39	58-167	12-21	7-12	25-26	0-3	922	519	41-129	9-56	9-66	13	15-37	3	0
2002	29-21.3	48-11.0	43-16	95-832	51-37.3	35.1	31:02	88-191	15-31	11-17	62-63	0-3	1146	683	91-302	29-155	19-99	54	8-34	7	1
Opp	73-16.3	18-6.2	16-8	77-669	97-41.2	35.7	28:58	59-206	15-29	8-12	18-22	2-2	984	740	48-149	7-36	4-14	16	16-2	0	0
(Season totals for 1983 through 2001 include regular-season games only)																					
2001	29-16.2	29-10.0	36-14	71-663	40-39.2	38.8	28:26	52-136	14-19	13-20	47-49	-	1021	587	74-294	23-157	13-271	44	12-60	3	1
Opp	59-17.5	14-1.4	26-12	64-586	71-36.9	32.8	31:34	41-162	16-31	5-8	13-16	0-1	754	484	56-189	12-75	3-3	17	14-95	0	1
2000	36-18.0	23-7.5	22-9	103-877	34-36.0	34.6	30:37	67-150	11-19	12-20	40-45	1-2	897	498	75-258	23-123	16-206	43	11-0	5	1
Opp	39-9.8	11-4.3	19-11	52-412	53-32.9	29.7	29:23	60-151	4-14	7-11	21-25	0-0	780	542	67-262	14-116	7-134	16	9-0	1	1
1999	36-22.7	31-8.9	23-11	95-788	23-41.1	38.7	30:59	77-140	13-19	6-14	72-75	0-1	898	562	89-326	22-144	15-334	49	8-3	5	2
Opp	63-16.0	9-6.1	25-8	68-566	69-38.3	34.3	29:01	45-158	9-24	6-											



# TEAM RECORDS BY ERA

	MOST	ALL GAMES	HOME	ROAD	SUN BELT GAMES	FBS ERA	PLAYOFFS/BOWLS
POINTS	84, vs. Johnson C. Smith, 2004	84, vs. Johnson C. Smith, 2004	69, at Georgia St., 2014	69, at Georgia St., 2014	83, vs. Savannah St., 2014	72, vs. Northern Arizona, 1999	
POINTS/QUARTER	37, vs. Johnson C. Smith, 2004	37, vs. Johnson C. Smith, 2004	28, Three Times	24, vs. ULM, 2023	28, vs. Morgan St., 2022	35, vs. Florida A&M, 1997	
POINTS/HALF	58, vs. Johnson C. Smith, 2004	58, vs. Johnson C. Smith, 2004	44, at The Citadel, 1998	42, at Georgia St., 2014	48, vs. Savannah St., 2014	42, vs. Florida A&M, 1997	
TOUCHDOWNS	12, Two Times	12, Two Times	10, at Georgia St., 2014	10, at Georgia St., 2014	12, vs. Savannah St., 2014	10, vs. Northern Arizona, 1999	
RUSH ATTEMPTS	80, vs. Furman, 2005	80, vs. Furman, 2005	79, at Western Carolina, 2012	71, vs. ULM, 2016	71, vs. ULM, 2016	77, vs. South Carolina St., 2010	
RUSHING YARDS	655, vs. Glenville St., 1994	655, vs. Glenville St., 1994	602, at Old Dominion, 2012	613, at Georgia St., 2014	613, at Georgia St., 2014	638, vs. Youngstown St., 1999	
RUSHING TDS	11, Two Times	11, Two Times	10, at Georgia St., 2014	10, at Georgia St., 2014	10, Two Times	8, vs. Northern Arizona, 1999	
PASS ATTEMPTS	64, vs. James Madison, 2022	64, vs. James Madison, 2022	57, at Furman, 2008	64, vs. James Madison, 2022	64, vs. James Madison, 2022	47, vs. Buffalo, 2022	
PASS COMPLETIONS	40, at Furman, 2008	39, vs. UAB, 2023	40, at Furman, 2008	38, vs. James Madison, 2022	39, vs. UAB, 2023	32, vs. Ohio, 2023	
PASSING YARDS	578, vs. James Madison, 2022	578, vs. James Madison, 2022	419, vs. Furman, 1985	578, vs. James Madison, 2022	578, vs. James Madison, 2022	419, vs. Furman, 1985	
INT THROWN	6, at ETSU, 1984	3, Four Times	6, at ETSU, 1984	4, at Georgia State, 2022	5, at Wisconsin, 2023	4, vs. Sam Houston, 2024	
PASSING TDS	4, Six Times	4, Four Times	4, Two Times	4, vs. James Madison, 2022	4, Three Times	4, Two Times	
TOTAL OFFENSE	732, vs. Western Carolina, 1999	732, vs. Western Carolina, 1999	685, at ETSU, 1999	660, at Georgia St., 2014	684, vs. Savannah St., 2014	659, vs. Northern Arizona, 1999	
TOTAL PLAYS	103, at East Carolina, 1984	96, vs. Samford, 1990	103, at East Carolina, 1984	88, Two Times	88, Two Times	86, vs. Massachusetts, 1998	
FIELD GOALS	5, Two Times	5, vs. Furman, 2003	5, at The Citadel, 1994	4, Four Times	4, Six Times	4, Two Times	
FIELD GOAL ATTEMPTS	7, at The Citadel, 1994	6, vs. Furman, 2004	7, at The Citadel, 1994	5, Two Times	5, Three Times	4, vs. Florida A&M, 2001	
FIRST DOWNS	35, vs. Savannah St., 2013	35, vs. Savannah St., 2013	35, at East Carolina, 1984	30, Two Times	34, Two Times	32, vs. Old Dominion, 2012	
FIRST DOWNS RUSHING	31, Two Times	31, vs. Glenville St., 1994	31, at Western Carolina, 2012	28, at Georgia St., 2014	28, at Georgia St., 2014	29, vs. Old Dominion, 2012	
FIRST DOWNS PASSING	25, vs. James Madison, 2022	25, vs. James Madison, 2022	21, at Nebraska, 2022	25, vs. James Madison, 2022	25, vs. James Madison, 2022	18, vs. Furman, 1985	
FUMBLES	9, Three Times	7, Three Times	9, Three Times	7, Coastal Carolina, 2021	7, Coastal Carolina, 2021	6, Three Times	
FUMBLES LOST	6, vs. Massachusetts, 1998	5, vs. Central Florida, 1983	6, vs. Massachusetts, 1998	3, Three Times	3, Six Times	6, vs. Massachusetts, 1998	
PENALTIES	19, vs. Johnson C. Smith, 2000	19, vs. Johnson C. Smith, 2000	16, at Elon, 2003	14, vs. ULM, 2016	14, vs. ULM, 2016	14, vs. Nicholls St., 1986	
PENALTY YARDS	179, Two Times	179, vs. Johnson C. Smith, 2000	179, at Elon, 2003	136, vs. ULM, 2016	136, vs. ULM, 2016	106, vs. North Carolina A&T, 1986	
PUNTS	11, Three Times	11, vs. Jacksonville St., 1992	11, Two Times	8, Five Times	11, at Auburn, 2017	9, Two Times	
PUNT RETURNS	10, at VMI, 1993	9, Two Times	10, at VMI, 1993	4, Five Times	6, vs. The Citadel, 2023	7, vs. Youngstown St., 1999	
PUNT RETURN YARDS	143, vs. Chattanooga, 2001	143, vs. Chattanooga, 2001	131, at VMI, 1993	111, vs. South Alabama, 2015	111, vs. South Alabama, 2015	99, vs. Youngstown St., 1999	
KICKOFF RETURNS	9, Two Times	7, Three Times	9, Two Times	7, Three Times	9, vs. Navy, 2014	9, vs. Massachusetts, 1998	
KO RETURN YARDS	239, at Navy, 2014	195, vs. Georgia State, 2015	239, at Navy, 2014	195, vs. Georgia State, 2015	239, at Navy, 2014	169, vs. Massachusetts, 1998	
INT CAUGHT	7, Two Times	7, Two Times	5, Two Times	4, Four Times	4, Five Times	4, Two Times	
INT RETURN YARDS	142, vs. Chattanooga, 2001	142, vs. Chattanooga, 2001	104, at Central Florida, 1990	100, at Texas St., 2014	100, at Texas St., 2014	60, Two Times	
POSSESSION TIME	43:08, vs. Newberry, 1983	43:08, vs. Newberry, 1983	42:55, at Troy, 2015	42:55, at Troy, 2015	42:55, at Troy, 2015	42:24, vs. Maine, 2011	
DEFENSIVE TDS	3, vs. Florida A&M, 20001	3, vs. Florida A&M, 20001	2, Two Times	1, Nine Times	1, 13 Times	3, vs. Florida A&M, 2001	
NON-OFFENSE TDS	3, Three Times	3, Two Times	3, at Chattanooga, 1994	1, 19 Times	2, Four Times	3, vs. Florida A&M, 2001	
RUSH YARDS ALLOWED	415, vs. Miami, 1994	376, App State, 2022	415, at Miami, 1994	376, App State, 2022	394, at Navy, 2014	343, vs. Arkansas St., 1986	
PASS YARDS ALLOWED	527, at Bethune-Cookman, 1984	481, vs. Nicholls St., 1986	527, at Bethune-Cookman, 1984	468, vs. James Madison, 2022	468, vs. James Madison, 2022	481, vs. Nicholls St., 1986	
TOTAL OFF. ALLOWED	712, at Appalachian St., 2009	675, vs. James Madison, 2022	712, at Appalachian St., 2009	675, vs. James Madison, 2022	675, vs. James Madison, 2022	629, at Montana, 1995	
PASS ATT. AGAINST	66, at Bethune-Cookman, 1984	63, vs. Florida A&M, 1997	66, at Bethune-Cookman, 1984	60, Arkansas State, 2021	60, Arkansas State, 2021	63, vs. Florida A&M, 1997	
PASS COMP. ALLOWED	42, at Montana, 1995	38, Arkansas St., 2018	42, at Montana, 1995	38, Arkansas St., 2018	38, Arkansas St., 2018	42, at Montana, 1995	
	FEWEST	ALL GAMES	HOME	ROAD	SUN BELT GAMES	FBS	POSTSEASON
POINTS	0, Five Times	0, vs. Troy, 1992	0, vs. Troy, 1992	0, Four Times	3, App State, 2021	0, at West Virginia, 2015	0, Two Times
FIRST DOWNS	5, Two Times	8, vs. Florida A&M, 1992	8, vs. Florida A&M, 1992	5, Two Times	9, Three Times	7, at Clemson, 2018	5, at Montana, 1995
TOTAL OFFENSE	54, at Miami, 1994	159, vs. App State, 2016	159, vs. App State, 2016	54, at Miami, 1994	159, vs. App State, 2016	78, at Auburn, 2017	91, vs. Montana, 1995
RUSHING ATTEMPTS	16, vs. James Madison, 2022	16, vs. James Madison, 2022	19, two times	19, two times	16, vs. James Madison, 2022	16, vs. James Madison, 2022	20, vs. Buffalo, 2022
RUSHING YARDS	11, at South Dakota St., 2009	12, vs. James Madison, 2022	11, at South Dakota St., 2009	11, at South Dakota St., 2009	12, vs. James Madison, 2022	12, vs. James Madison, 2022	33, vs. Ohio, 2023
PASS ATTEMPTS	0, vs. Wofford, 2012	0, Two Times	3, Three Times	3, Three Times	3, Two Times	3, Two Times	3, vs. Maine, 2002
PASS COMPLETIONS	0, Nine Times	0, Five Times	0, Four Times	0, Four Times	1, Two Times	1, Two Times	1, Three Times
PASSING YARDS	0, Ten Times	0, Six Times	0, Four Times	0, Four Times	31, vs. Texas St., 2015	3, vs. New Mexico St., 2019	17, vs. Youngstown St., 1999
PENALTIES	0, Three Times	0, Two Times	0, at Delaware, 1997	0, at Delaware, 1997	1, Two Times	0, vs. New Mexico State, 2019	0, at Delaware, 1997
PENALTY YARDS	0, Three Times	0, Two Times	0, at Delaware, 1997	0, at Delaware, 1997	5, Two Times	0, vs. New Mexico State, 2019	0, at Delaware, 1997
PUNTS	0, Ten Times	0, Nine Times	0, at South Florida, 1997	0, at South Florida, 1997	1, Six Times	0, vs. Savannah St., 2014	0, vs. Old Dominion, 2011
POSSESSION TIME	16:38, vs. Troy, 1992	16:38, vs. Troy, 1992	21:36, at Army, 2020	21:29, vs. Troy, 2024	21:29, vs. Troy, 2024	21:29, vs. Troy, 2024	21:28, vs. Eastern Kentucky, 2002
RUSH YARDS ALLOWED	-12, vs. Western Carolina, 2009	-12, vs. Western Carolina, 2009	5, at Samford, 1989	19, vs. ULM, 2014	19, vs. ULM, 2014	51, vs. Central Florida, 1990	
PASS YARDS ALLOWED	0, at The Citadel, 1993	0, vs. The Citadel, 1993	7, at The Citadel, 1994	13, vs. Troy, 2014	13, vs. Troy, 2014	11, vs. The Citadel, 1990	
TOTAL OFF. ALLOWED	55, vs. South Carolina St., 1988	55, vs. South Carolina St., 1988	90, at VMI, 1999	136, vs. South Alabama, 2015	114, vs. Savannah St., 2016	163, vs. The Citadel, 1990	
PASS COMP. AGAINST	0, vs. The Citadel, 1993	0, vs. The Citadel, 1993	1, two times	4, vs. Troy, 2014	1, at Army West Point, 2020	2, vs. The Citadel, 1990	
PASS ATT. ALLOWED	1, at Army West Point, 2020	4, vs. The Citadel, 1993	1, at Army West Point, 2020	11, vs. Troy, 2014	1, at Army West Point, 2020	6, vs. The Citadel, 1990	

# PAULSON STADIUM RECORDS



## INDIVIDUAL

### RUSHING YARDS

Opponent..... **267, Ashton Jeanty (Boise State), 8/31/24**  
 Georgia Southern ..... 333, Adrian Peterson vs. Massachusetts, 12/4/99 (P)

### RUSHING ATTEMPTS

Opponent..... 37, Brandon Walker (East Tennessee State), 11/2/96  
 Georgia Southern ..... 34, Jerick McKinnon vs. Central Arkansas, 12/1/12

### RUSHING TOUCHDOWNS

Opponent..... **6, Ashton Jeanty (Boise State), 8/31/24**  
 Georgia Southern ..... 5, Adrian Peterson vs. Massachusetts, 12/4/99 (P)  
 5, Gerald Harris vs North Carolina A&T, 11/29/86 (P)

### PASSING COMPLETIONS

Opponent..... 38, Justice Hansen (Arkansas State), 9/29/18  
 Georgia Southern ..... 38, Davis Brin vs. UAB, 9/9/23  
 38, Kyle Vantrease vs. #25 James Madison, 10/15/22

### PASSING ATTEMPTS

Opponent..... 63, Otteman Sampson (Florida A&M), 11/29/97 (P)  
 Georgia Southern ..... 64, Kyle Vantrease vs. #25 James Madison, 10/15/22

### PASSING YARDS

Opponent..... 481, Doug Hudson (Nicholls State), 12/6/86 (P)  
 Georgia Southern ..... 578, Kyle Vantrease vs. #25 James Madison, 10/15/22

### PASSING TOUCHDOWNS

Opponent..... 5, Taylor Heinicke (Old Dominion), 12/3/11  
 Georgia Southern ..... 4, Kyle Vantrease vs. #25 James Madison, 10/15/22  
 4, Kyle Vantrease vs. Morgan State, 9/3/22  
 4, Chaz Williams vs. Elon, 10/2/04  
 4, Greg Hill vs. Western Illinois, 12/12/98

### RECEIVING YARDS

Opponent..... 231 (7), Sean Price (App State), 11/3/12  
 Georgia Southern ..... 191 (7), Reggie McCutchen vs. Elon, 10/14/06

### RECEPTIONS

Opponent..... 15, Scott Dahlquist (Idaho), 12/1/90 (P)  
 Georgia Southern ..... 12, Khaleb Hood vs. Coastal Carolina, 9/30/23

### RECEIVING TOUCHDOWNS

Opponent..... 4, Remi Watson (Bethune-Cookman), 10/11/86  
 Georgia Southern ..... 3, Corey Joyner vs. Western Illinois, 12/12/98 (P)

### PUNTING AVERAGE (MIN. 3)

Opponent..... 51.0, Ray Early (Furman) 11/2/13  
**Georgia Southern ..... 50.7, Alex Smith vs. South Carolina State, 9/14/24**

### TACKLES

Opponent..... 22, Marcus Bradley (Western Carolina), 10/11/97  
 Georgia Southern ..... 22, Edward Thomas vs. VMI, 10/5/96

### INTERCEPTIONS

Opponent..... 2, nine times, last by Jakob Robinson (BYU), 11/20/21  
 Georgia Southern ..... 3, Rodney Oglesby vs. Savannah State, 9/7/91  
 Antonio Glover vs. Western Michigan, 9/12/15

## TEAM

### FIRST DOWNS

Opponent..... 36, by Arkansas State, 10/2/21  
 Georgia Southern ..... 35, vs. Savannah State, 8/31/13

### MOST RUSHING YARDS

Opponent..... 376, by App State, 11/26/22  
 Georgia Southern ..... 655, vs. Glenville State, 11/12/94

### FEWEST RUSHING YARDS

Opponent..... -12, by Western Carolina, 9/19/09  
 Georgia Southern ..... 12, vs. #25 James Madison, 10/15/22

### MOST PASSING YARDS

Opponent..... 481, by Nicholls State, 12/6/86 (P)  
 Georgia Southern ..... 578, vs. #25 James Madison, 10/15/22

### FEWEST PASSING YARDS

Opponent..... 0, by The Citadel, 9/11/93  
 Georgia Southern ..... 0, six times, last vs. Chattanooga, 9/28/13

### MOST TOTAL YARDS OFFENSE

Opponent..... 675, by #25 James Madison, 10/15/22  
 Georgia Southern ..... 732, vs. Western Carolina, 10/9/99

### FEWEST TOTAL YARDS OFFENSE

Opponent..... 55, by South Carolina State, 11/19/88  
 Georgia Southern ..... 159, vs. App State, 10/27/16

### MOST PLAYS

Opponent..... 97, by Florida A&M, 12/1/01 (P)  
 Georgia Southern ..... 96, vs. Samford, 11/17/90

## FEWEST PLAYS

Opponent..... 43 by South Carolina State, 11/27/10 (P)  
 Georgia Southern ..... 42, vs. Troy, 11/14/92

## MOST POINTS

Opponent..... **56, by Boise State, 8/31/24**  
 Georgia Southern ..... 84, vs. Johnson C. Smith, 9/11/04

## LONGEST PLAYS

RUSH ..... 99t by Michael Hobbs (Wofford), 11/4/06  
 PASS ..... 94t by Stefpon Hawkins from Brian Hampton (Chattanooga), 9/27/97  
 FIELD GOAL ..... 63 by Tim Foley vs. James Madison, 11/7/87  
 PUNT ..... 79 by Bob Hooper (Samford), 11/8/08  
 PUNT RETURN ..... 94t by Jayson Foster vs. App State, 10/16/04  
 KICKOFF RETURN ..... 100t by Cameron Kinard (Central Arkansas), 11/18/06  
 100t by Xavier Godard (Western Carolina), 10/11/03  
 100t by Jalen Virgil (App State), 12/12/20  
 INTERCEPTION RETURN ..... 98t by Ryan Hadden vs. Chattanooga, 9/25/99  
 RECOVERED FUMBLE RETURN ..... 97t by Rodney Oglesby vs. Valdosta State, 9/1/90

## PAULSON STADIUM ATTENDANCE RECORDS (21,000 OR MORE)

Attendance	Opponent	Date	W-L	Score	P
1. 26,483	Coastal Carolina	9/30/23	W	38-28	
2. 25,735	UL Monroe	9/17/16	W	23-21	
3. 25,725	Stephen F. Austin	12/16/89	W	37-34	NC
4. 24,872	The Citadel	9/19/15	W	48-13	
5. 24,535	App State	9/25/14	W	34-14	
<b>6. 24,134</b>	<b>Boise State</b>	<b>8/31/24</b>	<b>L</b>	<b>45-56</b>	
7. 24,078	Chattanooga	11/11/89	W	34-13	
<b>8. 24,048</b>	<b>Marshall</b>	<b>10/12/24</b>	<b>W</b>	<b>24-23</b>	
9. 23,551	New Mexico State	10/17/15	W	56-26	
10. 23,520	Western Michigan	9/12/15	W	43-17	
11. 23,474	App State	10/27/16	L	10-34	
12. 23,401	Georgia State	12/5/15	L	7-34	
13. 23,389	Georgia State	10/26/23	W	44-27	
<b>14. 23,383</b>	<b>App State</b>	<b>11/30/24</b>	<b>W</b>	<b>29-20</b>	
15. 23,373	Furman	11/10/07	L	22-24	
16. 23,250	Idaho	10/11/14	W	47-24	
17. 23,204	Nevada	12/15/90	W	36-13	NC
18. 23,167	Savannah State	9/1/01	W	69-6	
19. 23,121	Savannah State	9/6/14	W	83-9	
20. 22,421	App State	10/16/04	W	54-7	
21. 22,155	App State	11/3/12	L	28-31	
22. 21,899	App State	10/14/00	W	34-28	
23. 21,812	Tusculum	9/10/11	W	62-21	
<b>24. 21,762</b>	<b>Troy</b>	<b>11/16/24</b>	<b>L</b>	<b>20-28</b>	
<b>25. 21,617</b>	<b>South Carolina State</b>	<b>9/14/24</b>	<b>W</b>	<b>42-14</b>	
26. 21,593	Furman	11/3/01	W	20-10	
27. 21,489	West Georgia	9/8/07	W	45-21	
28. 21,403	Wofford	10/9/10	L	31-33	
29. 21,250	Savannah State	9/3/16	W	54-0	
30. 21,068	ULM	10/21/23	W	38-28	
31. 21,067	James Madison	11/3/90	W	31-13	

## WINNING AT PAULSON

Overall Record ..... 218-51 (.810) †  
 Overall NCAA Playoff Record ..... 33-3 (.917)

## WIN STREAKS

Longest Winning Streaks ..... 39 — from 9/27/97 to 12/15/01  
**(NCAA Division I FCS record)**  
 38 — from 10/5/85 to 9/22/90  
 14 — from 11/6/10 to 11/3/12

† - three victories vacated due to NCAA sanctions



## GEORGIA NORMAL SCHOOL

1924

### E.G. Cromartie • 1-0

Parris Island Marines	NA	
Savannah High School	NA	
Douglas A&M	W	6-0

1925

### E.G. Cromartie • 1-2

Richmond Academy	L	NA
Benedictine	L	NA
Brewton-Parker	W	NA

1926

### E.G. Cromartie • 5-3-1

Douglas A&M	W	6-0
Piedmont Institute	T	0-0
Benedictine	W	13-0
Georgia Military	L	0-12
Tifton	L	0-6
Richmond Academy	L	6-54
Brewton-Parker	W	12-0
Fort Screven	W	14-0
Brewton-Parker	W	7-6

1927

### H.A. Woodle • 6-1-1

Douglas A&M	W	2-0
South Georgia A&M	W	6-0
Benedictine	W	25-6
Fort Screven	W	6-0
Richmond Academy	L	0-16
Brewton-Parker	W	25-7
Piedmont Institute	W	26-13
Brewton-Parker	T	0-0

1928

### H.A. Woodle • 5-5

Waynesboro J.C.	W	26-0
Brewton-Parker	L	2-6
Cochran A&M	L	6-24
Benedictine	W	7-6
Tifton	L	NA
Mercer	W	7-0
Piedmont	L	0-12
Norman Park	L	0-6
Douglas	W	7-0
Brewton-Parker	W	NA

## SOUTH GEORGIA TEACHERS COLLEGE

1929

### B.L. 'Crook' Smith • 5-2-2

Brewton-Parker	W	62-0
Middle Georgia (Cochran)	T	7-7
Tifton	W	12-6
Piedmont	T	0-0
Richmond Academy	L	13-19
Swainsboro Athletic Assoc.	W	12-0
Norman Park	L	19-31
Douglas	W	12-0
Brewton-Parker	W	7-0

1930

### B.L. 'Crook' Smith • 3-4-2

South Georgia J.C.	L	0-6
Oct. 4 Newberry	T	0-0
Middle Georgia	L	0-14
Piedmont	W	7-6
Norman Park	L	0-7
Brewton-Parker	W	26-0
Mercer	L	0-77
New Year's Day Benefit	T	0-0
Georgia State Teachers	W	13-0

1931

### B.L. 'Crook' Smith • 2-6

Bowdon	L	0-24
Oct. 2 Norman Park	L	0-7
Middle Georgia	L	0-7
Oct. 24 Parris Island	L	0-19
Piedmont	L	0-16
Nov. 11 Newberry	L	13-19
Millen Athletic Club	W	67-0
Nov. 26 Brewton-Parker	W	6-0

1932

### B.L. 'Crook' Smith • 7-3

Rollon	L	0-12
Tifton	W	27-0
Oct. 7 Gordon Military	W	19-0
Oct. 21 Norman Park	W	8-0
Georgia Military	L	6-27
Nov. 11 Piedmont	W	33-12
Middle Georgia	W	26-0
Miami	W	19-6
Nov. 5 Rollins	L	13-20
Nov. 24 App State	W	33-0

1933

### B.L. 'Crook' Smith • 5-4

Oct. 6 Norman Park	W	46-0
Oct. 13 Gordon Military	W	39-0
Oct. 20 Brewton-Parker	W	39-13
Oct. 27 Middle Georgia	L	0-6
Nov. 4 Rollins	L	0-13
Nov. 10 South Georgia State	W	25-0
Georgia Military	W	12-9
Nov. 30 Newberry	L	6-14
Stetson	L	0-20

1934

### B.L. 'Crook' Smith • 4-6

Sept. 28 Troy	L	13-19
Oct. 3 Brewton-Parker	L	0-6
Oct. 12 Tampa	W	21-13
Oct. 19 Stetson	L	0-19
Oct. 26 App State	W	22-13
Nov. 2 Middle Georgia	W	6-0
Nov. 9 South Georgia State	W	19-0
Nov. 16 Georgia Military	L	0-19
Nov. 23 App State	L	6-7
Nov. 29 Newberry	L	20-21

1935

### B.L. 'Crook' Smith • 3-3-2

Abraham Baldwin A.C.	W	13-0
Oct. 12 South Georgia State	T	14-14
Oct. 18 Tampa	L	0-19
Oct. 26 Troy	L	26-28
Nov. 1 Middle Georgia	W	14-7
Nov. 9 App State	T	0-0
Nov. 16 Georgia Military	W	25-12
Nov. 28 Stetson	L	6-9

1936

### B.L. 'Crook' Smith • 2-9

Sept. 18 Mercer	L	0-40
Sept. 25 Miami	L	0-44
Oct. 2 Troy	L	0-14
Oct. 9 Stetson	L	0-24
Oct. 17 Tampa	L	0-27
Oct. 23 Brewton-Parker	W	14-7
Oct. 24 App State	L	0-27
Oct. 31 Middle Georgia	W	14-7
Nov. 7 Gordon Military	L	7-13
Nov. 26 Newberry	L	10-13
Rollins	L	0-26

1937

### B.L. 'Crook' Smith • 2-9

Sept. 18 Erskine	L	0-46
Sept. 24 Mercer	L	0-77
Oct. 1 Miami	L	0-40
Oct. 4 Tampa	L	0-20
Oct. 8 Stetson	L	0-24
Oct. 16 Troy	L	6-12
Oct. 23 Georgia Military	L	6-7
South Georgia State	W	26-6
Gordon Military	L	0-19
Oct. 30 Middle Georgia	L	0-7
Armstrong State	W	20-14

1938

### B.L. 'Crook' Smith • 3-5-1

Sept. 23 Tampa	L	0-40
Sept. 30 Wingate	W	6-0
Oct. 7 Stetson	L	0-28
Oct. 14 Troy	L	0-7
South Georgia State	L	6-7
Oct. 21 Armstrong State	L	7-12
Snead	W	7-0
Nov. 11 Middle Georgia	W	3-0
Nov. 24 Erskine	T	6-6

## GEORGIA TEACHERS COLLEGE

1939

### B.L. 'Crook' Smith • 5-5

Sept. 29 Stetson	L	0-19
Oct. 7 Jacksonville Tech	W	13-0
Oct. 11 Havana	W	14-0
Oct. 19 Troy	L	6-7
Oct. 27 South Georgia	L	6-12
Nov. 4 Snead	W	13-6
Nov. 10 Middle Georgia	L	6-13
Nov. 18 App State	L	0-59
Nov. 18 Armstrong State	W	7-0
Dec. 9 Havana	W	27-7

1940

### B.L. 'Crook' Smith • 3-5

Sept. 20 Erskine	L	0-19
Oct. 5 South Georgia	L	7-19
Oct. 12 Fort Benning	W	17-13
Oct. 19 Troy	L	0-14
Oct. 26 Tampa	L	14-66
Nov. 9 Middle Georgia	W	14-6
Nov. 16 Pensacola	L	6-46
Nov. 28 Armstrong State	W	43-0

1941

### B.L. 'Crook' Smith • 2-8

Sept. 20 Western Carolina	L	7-14
Sept. 26 Mississippi Southern	L	0-70
Oct. 3 South Georgia State	L	0-7
Oct. 10 Mercer	L	0-25
Oct. 17 Troy	L	0-25
Oct. 24 Erskine	L	0-7
Nov. 7 Middle Georgia	W	16-0
Nov. 7 Oglethorpe	L	0-53
Nov. 20 South Georgia State	W	14-7
Camp Croft	L	0-21

## GEORGIA SOUTHERN COLLEGE

### 1982

#### Erk Russell • NAIA • 7-3-1

Sept. 11	UCF	N1	W	16-9	7,350
Sept. 18	Baptist Univ. of America	N2	W	42-0	7,823
Sept. 25	Valdosta State ^	H	T	27-27	7,724
Oct. 2	Gardner-Webb	A	L	6-44	2,051
Oct. 9	Fort Benning ^	H	W	56-6	5,341
Oct. 23	Newberry ^	H	W	36-14	6,050
Oct. 30	Catawba ^	H	L	7-10	8,219
Nov. 6	Wofford ^	H	L	7-28	5,127
Nov. 13	Mars Hill	A	W	17-3	1,000
Nov. 20	Valdosta State	A	W	45-29	9,000
Nov. 27	Florida State J.V.	N3	W	31-20	5,000

N1 - Gator Bowl - Jacksonville, Fla.

N2 - Memorial Stadium - Savannah, Ga.

N3 - International Stadium - Warner Robins, Ga.

^ - Womack Field @ Statesboro HS

### 1983

#### Erk Russell • NCAA Unclassified • 6-5

Sept. 10	UCF ^	H	L	29-33	5,815
Sept. 17	Presbyterian College	N1	W	35-21	7,913
Sept. 24	Troy ^	H	L	27-28	7,378
Oct. 1	Gardner-Webb ^	H	W	25-11	6,278
Oct. 15	East Tennessee State	A	L	7-24	7,248
Oct. 22	Newberry	N2	L	24-27	4,500
Oct. 29	Catawba	A	W	10-3	3,917
Nov. 5	Wofford	A	W	27-16	5,894
Nov. 12	Mars Hill ^	H	W	35-9	9,385
Nov. 19	Valdosta State	A	L	29-34	8,000
Nov. 24	Savannah State	A	W	15-0	1,000

N1 - Memorial Stadium - Savannah, Ga.

N2 - Butler Stadium - Augusta, Ga.

^ - Womack Field @ Statesboro HS

### 1984

#### Erk Russell • NCAA D-1AA • 8-3

Sept. 1	Florida A&M	N1	W	14-0	12,743	
Sept. 8	Presbyterian College	A	W	41-6	2,464	
Sept. 15	UCF	A	W	42-28	7,124	
Sept. 22	East Carolina	A	L	27-34	25,137	
Sept. 29	Liberty	H	W	48-11	12,097	
Oct. 6	Bethune-Cookman	N2	W	43-33	4,700	
Oct. 13 (17)	Chattanooga	(20)	H	W	24-17	9,087
Oct. 20 (13)	Newberry	H	W	41-16	11,420	
Oct. 27 (11)	Valdosta State	H	W	38-8	8,656	
Nov. 3 (7)	East Tennessee State	A	L	17-20	10,112	
Nov. 10 (11)	Middle Tennessee	(12)	A	L	7-42	6,000

N1 - Memorial Stadium - Savannah, Ga.

N2 - Gator Bowl - Jacksonville, Fla.

### 1985

#### Erk Russell • NCAA D-1AA • 13-2

##### I-AA NATIONAL CHAMPIONS

Sept. 7	Florida A&M	N1	W	27-21	18,086
Sept. 14	Middle Tennessee	H	L	10-35	9,227
Sept. 21	Troy	A	W	17-10	6,400
Sept. 28	Chattanooga	A	W	19-14	8,892
Oct. 5	Tennessee Tech	H	W	34-0	9,152
Oct. 12 (19)	Bethune-Cookman	H	W	46-24	8,063
Oct. 26 (8)	Newberry	H	W	38-17	12,831
Nov. 2 (7)	James Madison	A	L	6-21	5,000
Nov. 9 (16)	UCF	H	W	35-18	7,759
Nov. 16 (12)	East Tennessee State	H	W	46-7	8,142
Nov. 23 (9)	South Carolina State	A	W	43-30	6,543

##### NCAA I-AA PLAYOFFS

Nov. 30 (8)	Jackson State	H	W	27-0	4,128	
Dec. 7 (8)	Middle Tennessee	(1)	A	W	28-21	9,500
Dec. 14 (8)	Northern Iowa	(4)	A	W	40-33	12,300
Dec. 21 (8)	Furman	(2)	N2	W	44-42	5,306

N1 - Gator Bowl - Jacksonville, Fla.

N2 - Tacoma Dome - Tacoma, Wash.

### 1986

#### Erk Russell • NCAA D-1AA • 13-2

##### I-AA NATIONAL CHAMPIONS

Aug. 30 (1)	Florida	(13)	A	L	14-38	74,221
Sept. 13 (1)	Florida A&M	N1	W	35-12	21,982	
Sept. 20 (4)	Middle Tennessee	(4)	A	W	34-31	11,000
Sept. 27 (4)	Chattanooga	H	W	34-14	15,235	
Oct. 4 (4)	Tennessee Tech	A	W	59-13	6,211	
Oct. 11 (3)	Bethune-Cookman	H	W	52-31	14,321	
Oct. 18 (2)	East Carolina	A	L	33-35	27,121	
Nov. 1 (9)	Western Kentucky	A	W	49-32	13,000	
Nov. 8 (5)	UCF	A	W	33-23	11,137	
Nov. 15 (5)	James Madison	H	W	45-35	16,135	
Nov. 22 (5)	South Carolina State	H	W	28-7	12,585	

##### NCAA I-AA PLAYOFFS

Nov. 29 (4)	North Carolina A&T	(13)	H	W	52-21	7,767
Dec. 6 (4)	Nicholls State	(12)	H	W	55-31	9,121
Dec. 13 (4)	Nevada	(1)	A	W	48-38	15,100
Dec. 20 (4)	Arkansas State	(2)	N2	W	48-21	4,419

N1 - Gator Bowl - Jacksonville, Fla.

N2 - Tacoma Dome - Tacoma, Wash.

### 1987

#### Erk Russell • NCAA D-1AA • 9-4

##### I-AA PLAYOFF QUARTERFINALS

Sept. 5 (1)	Catawba	H	W	27-0	9,128	
Sept. 12 (1)	Florida A&M	N1	L	14-17	17,268	
Sept. 19	Middle Tennessee	(5)	H	W	17-13	4,527
Sept. 26 (10)	East Carolina	A	L	13-16	27,411	
Oct. 3 (13)	UCF	H	W	34-32	15,540	
Oct. 10 (7)	Bethune-Cookman	A	W	14-13	5,100	
Oct. 17 (8)	ULM	(7)	A	L	17-26	17,231
Oct. 24 (20)	Western Carolina	(9)	A	W	37-16	13,460
Oct. 31 (14)	Western Kentucky	(8)	H	W	23-20	13,066
Nov. 7 (12)	James Madison	(3)	H	W	26-7	16,734
Nov. 21 (6)	South Carolina State	A	W	30-13	10,048	

##### NCAA I-AA PLAYOFFS

Nov. 28 (8)	Maine	(9)	H	W-OT	31-28	9,440
Dec. 5 (8)	App State	(1)	A	L	0-19	9,229

N1 - Gator Bowl - Jacksonville, Fla.

### 1988

#### Erk Russell • NCAA D-1AA • 12-3

##### I-AA PLAYOFF CHAMPIONSHIP GAME

Sept. 3 (6)	Newberry	H	W	55-7	12,084	
Sept. 10 (6)	Florida A&M	N1	W	42-14	18,556	
Sept. 17 (6)	Chattanooga	A	W	13-3	8,747	
Sept. 24 (6)	Middle Tennessee	(20)	A	L	10-26	6,800
Oct. 8 (7)	Florida State	(22)	A	L	10-28	59,109
Oct. 15 (10)	ULM	H	W	43-11	20,228	
Oct. 22 (6)	Bethune-Cookman	H	W	38-14	16,592	
Oct. 29 (6)	UCF	A	W	31-17	28,682	
Nov. 5 (6)	James Madison	A	W	27-13	10,126	
Nov. 12 (3)	Samford	H	W	49-21	20,340	
Nov. 19 (2)	South Carolina State	H	W	53-0	17,034	

##### NCAA I-AA PLAYOFFS

Nov. 26 (2)	The Citadel	(15)	H	W	38-20	11,011
Dec. 3 (2)	Stephen F. Austin	(7)	H	W	27-6	12,289
Dec. 10 (2)	Eastern Kentucky	(3)	H	W	21-17	14,023
Dec. 17 (2)	Furman	(5)	N2	L	12-17	9,714

N1 - Gator Bowl - Jacksonville, Fla.

N2 - Holt Arena - Pocatello, Idaho

### 1989

#### Erk Russell • NCAA D-1AA • 15-0

##### I-AA NATIONAL CHAMPIONS

Sept. 2 (2)	Valdosta State	H	W	31-10	16,007
Sept. 9 (2)	West Georgia	H	W	48-7	11,939
Sept. 16 (2)	Florida A&M	N1	W	28-0	13,481
Sept. 21 (3)	Middle Tennessee	H	W	26-0	16,449
Oct. 7 (2)	Savannah State	H	W	35-14	20,507
Oct. 14 (2)	Nicholls State	A	W	21-13	5,286
Oct. 21 (2)	UCF	H	W	31-17	19,640
Oct. 28 (2)	Samford	A	W	52-7	6,042
Nov. 4 (2)	James Madison	A	W	36-21	11,685
Nov. 11 (1)	Chattanooga	H	W	34-13	24,078
Nov. 18 (1)	Marshall	H	W	63-31	16,323

##### NCAA I-AA PLAYOFFS

Nov. 25 (1)	Villanova	(16)	H	W	52-36	10,161
Dec. 2 (1)	Middle Tennessee	(8)	H	W	45-3	11,272
Dec. 9 (1)	Montana	(4)	H	W	45-15	10,421
Dec. 16 (1)	Stephen F. Austin	(6)	H	W	37-34	25,725

N1 - Gator Bowl - Jacksonville, Fla.

## GEORGIA SOUTHERN UNIVERSITY

### 1990

#### Tim Stowers • NCAA D-1AA • 12-3

##### I-AA NATIONAL CHAMPIONS

Sept. 1 (1)	Valdosta State	H	W	17-10	15,180	
Sept. 8 (1)	Middle Tennessee	(4)	A	L	13-16	15,000
Sept. 15 (6)	Florida State	(3)	A	L	6-48	62,111
Sept. 22 (9)	Eastern Kentucky	(3)	H	L	34-42	17,373
Sept. 29 (17)	ULM	(15)	H	W	33-14	16,048
Oct. 6 (14)	Marshall	(11)	A	W	17-14	17,039
Oct. 20 (12)	UCF	A	W	38-17	16,258	
Oct. 27 (12)	Savannah State	H	W	54-7	19,331	
Nov. 3 (9)	James Madison	H	W	31-13	21,067	
Nov. 10 (8)	Chattanooga	A	W	23-20	5,710	
Nov. 17 (7)	Samford	H	W	31-24	18,271	

##### NCAA I-AA PLAYOFFS

Nov. 24 (3)	The Citadel	(14)	H	W	31-0	11,881
Dec. 1 (3)	Idaho	(11)	H	W	28-27	11,571
Dec. 8 (3)	UCF	(15)	H	W	44-7	13,183
Dec. 15 (3)	Nevada	(4)	H	W	36-13	23,204

### 1991

#### Tim Stowers • NCAA D-1AA • 7-4

Aug. 31 (1)	Auburn	(18)	A	L	17-32	79,124
Sept. 7 (1)	Savannah State	H	W	29-6	14,312	
Sept. 14 (1)	ULM	A	L	13-21	16,281	
Sept. 21 (8)	Florida A&M	A	W	28-21	12,525	
Oct. 5 (7)	Eastern Kentucky	(3)	A	L	6-10	16,200
Oct. 12 (15)	Western Carolina	H	W	44-6	19,190	
Oct. 19 (15)	James Madison	(9)	A	W	24-21	12,119
Oct. 26 (15)	UCF	H	W	20-6	19,063	
Nov. 2 (14)	Youngstown State	H	L	17-19	16,461	
Nov. 16	Troy	H	W	19-12	18,590	
Nov. 23	Nicholls State	H	W	40-6	14,493	

### 1992

#### Tim Stowers • NCAA D-1AA • 7-4

Sept. 5 (14)	Florida A&M	H	L	17-28	12,708	
Sept. 12	Valdosta State	H	W	24-13	12,586	
Sept. 19	Furman	(13)	A	W	21-0	14,879
Oct. 3 (17)	Savannah State	H	W	21-7	16,706	
Oct. 10 (16)	Georgia	(13)	A	L	7-34	85,434
Oct. 17 (15)	James Madison	H	W	24-17	13,714	
Oct. 24 (12)	Jacksonville State	H	W	10-0	16,366	
Oct. 31 (11)	Middle Tennessee	(3)	H	W	13-10	14,077
Nov. 7 (8)	Mississippi College	H	W	30-0	16,740	
Nov. 14 (6)	Troy	H	L	0-21	15,665	
Nov. 21 (12)	Youngstown State	(6)	A	L	10-21	8,984



## 1993

### Tim Stowers • NCAA D-1AA • 10-3, 7-1 SoCon I-AA PLAYOFF QUARTERFINALS

#### SOUTHERN CONFERENCE CHAMPIONS

Sept. 4 (11)	Savannah State	H	W	35-3	11,645
Sept. 11 (8)	- The Citadel	(24)	H	W	16-6 12,921
Sept. 18 (7)	- Marshall	(1)	A	L	3-13 29,464
Sept. 25 (8)	- Chattanooga	H	W	45-0	13,771
Oct. 2 (7)	Miami (Fla.)	(3)	A	L	7-30 43,147
Oct. 9 (8)	- Western Carolina	(20)	H	W	19-18 14,133
Oct. 16 (6)	- App State	A	W	34-28	10,939
Oct. 23 (6)	- VMI	A	W	57-0	5,600
Nov. 6 (3)	- Furman	H	W	31-19	17,984
Nov. 13 (3)	Concord	H	W	51-13	12,706
Nov. 20 (2)	- East Tennessee State	A	W	31-24	4,615

#### NCAA I-AA PLAYOFFS

Nov. 27 (1)	Eastern Kentucky	(16)	H	W	14-12 7,278
Dec. 4 (1)	Youngstown State	(8)	A	L	14-34 9,503

• Southern Conference game

## 1994

### Tim Stowers • NCAA D-1AA • 6-5, 5-3 SoCon

Sept. 3 (3)	Miami (Fla.)	(6)	A	L	0-56 54,058
Sept. 10 (9)	West Georgia	H	L	14-15	12,159
Sept. 17 (21)	- Marshall	(1)	H	L	13-34 14,411
Sept. 24	- Chattanooga	A	W	56-20	7,324
Oct. 1	- VMI	H	W	49-0	13,072
Oct. 8	- Western Carolina	(17)	A	L	31-35 10,212
Oct. 15	- App State	(18)	H	W	34-31 12,552
Oct. 22	- East Tennessee State	H	W	24-23	15,894
Nov. 5 (25)	- Furman	A	W	31-26	12,161
Nov. 12 (24)	Glennville State	H	W	66-13	13,197
Nov. 19 (24)	- The Citadel	A	L	15-17	18,559

• Southern Conference game

## 1995

### Tim Stowers • NCAA D-1AA • 9-4, 5-3 SoCon I-AA PLAYOFF QUARTERFINALS

Sept. 2 (24)	South Carolina State	H	W	27-12	13,084
Sept. 9 (17)	Middle Tennessee	N1	W	34-26	9,529
Sept. 16 (13)	- Marshall	(4)	A	L	7-37 19,983
Sept. 23 (18)	- Chattanooga	H	W	35-9	13,503
Oct. 7 (14)	- Western Carolina	H	W	42-0	11,430
Oct. 14 (13)	- App State	(2)	A	L	17-27 8,797
Oct. 21 (17)	- The Citadel	H	W	27-0	14,201
Oct. 28 (13)	- East Tennessee State	A	L	16-21	4,977
Nov. 4 (22)	- Furman	H	W	27-20	15,305
Nov. 11 (21)	Liberty	A	W	7-6	3,325
Nov. 18 (17)	- VMI	N2	W	31-13	18,559

#### NCAA I-AA PLAYOFFS

Nov. 25 (14)	Troy	(3)	A	W	24-21 6,000
Dec. 2 (14)	Montana	(6)	A	L	0-45 18,518

• - Southern Conference game

N1 - Georgia Dome - Atlanta, Ga.

N2 - Oyster Bowl - Norfolk, Va.

## 1996

### Frank Ellwood • NCAA D-1AA • 4-7, 2-6 SoCon

Aug. 31 (18)	South Carolina State	A	W	28-14	9,526
Sept. 7 (18)	Florida	(4)	A	L	14-62 84,963
Sept. 21 (13)	- Marshall	(1)	H	L	13-29 13,977
Sept. 28 (23)	- Chattanooga	A	L	21-23	6,324
Oct. 5 (25)	- VMI	H	W	20-17	12,041
Oct. 12	- Western Carolina	A	W	38-28	7,678
Oct. 19	- App State	(21)	H	L	28-35 11,074
Oct. 26	- The Citadel	A	L	20-35	9,427
Nov. 2	- East Tennessee State	(9)	H	L	14-17 12,611
Nov. 9	- Furman	(15)	A	L	14-21 11,616
Nov. 16	Liberty	H	W	45-14	10,959

• Southern Conference game

## 1997

### Paul Johnson • NCAA D-1AA • 10-3, 7-1 SoCon I-AA PLAYOFF QUARTERFINALS

#### SOUTHERN CONFERENCE CHAMPIONS

Aug. 30	Valdosta State	H	W	45-26	10,572
Sept. 6 (23)	William & Mary	(3)	H	L	28-29 10,329
Sept. 20 (20)	- Wofford	A	W	22-7	7,236
Sept. 27 (20)	- Chattanooga	(22)	H	W	37-10 10,128
Oct. 4 (17)	- VMI	A	W	49-0	5,208
Oct. 11 (11)	- Western Carolina	H	W	30-7	11,368
Oct. 18 (9)	- App State	A	L	12-24	13,887
Oct. 25 (16)	- The Citadel	H	W	49-7	14,731
Nov. 1 (14)	- East Tennessee State	(12)	A	W	38-30 5,629
Nov. 8 (11)	- Furman	H	W	30-13	18,269
Nov. 15 (8)	South Florida	A	W	24-23	30,470

#### NCAA I-AA PLAYOFFS

Nov. 29 (7)	Florida A&M	(10)	H	W	52-37 10,409
Dec. 6 (7)	Delaware	(2)	A	L	7-16 11,203

• Southern Conference game

## 1998

### Paul Johnson • NCAA D-1AA • 14-1, 8-0 SoCon

#### I-AA PLAYOFF CHAMPIONSHIP GAME SOUTHERN CONFERENCE CHAMPIONS

Sept. 5 (6)	Elon	H	W	31-17	13,233
Sept. 12 (6)	Jacksonville State	H	W	51-32	10,803
Sept. 19 (3)	- Wofford	H	W	45-10	8,649
Sept. 26 (3)	- Chattanooga	A	W	42-25	6,574
Oct. 3 (3)	- VMI	H	W	63-7	9,687
Oct. 10 (2)	- Western Carolina	A	W	28-21	9,671
Oct. 17 (2)	- App State	(3)	H	W	37-24 20,353
Oct. 24 (1)	- The Citadel	A	W	51-34	14,222
Oct. 31 (1)	- East Tennessee State	H	W	47-26	15,189
Nov. 7 (1)	- Furman	A	W	45-17	10,201
Nov. 14 (1)	South Florida	(19)	H	W	28-23 14,161

#### NCAA I-AA PLAYOFFS

Nov. 28 (1)	Colgate	(16)	H	W	49-28 7,676
Dec. 5 (1)	Connecticut	(8)	H	W	52-30 9,762
Dec. 12 (1)	Western Illinois	(4)	H	W	42-14 11,140
Dec. 19 (1)	Massachusetts	(12)	N1	L	43-55 17,501

• Southern Conference game

N1 - Findlay Stadium - Chattanooga, Tenn.

## 1999

### Paul Johnson • NCAA D-1AA • 13-2, 7-1 SoCon

#### I-AA NATIONAL CHAMPIONS

#### SOUTHERN CONFERENCE CHAMPIONS

Sept. 4 (1)	Fayetteville State	H	W	76-0	15,876
Sept. 11 (1)	- Wofford	A	W	55-14	8,048
Sept. 18 (1)	Oregon State	A	L	41-48	27,031
Sept. 25 (1)	- Chattanooga	H	W	49-10	14,746
Oct. 2 (1)	- VMI	A	W	62-0	5,967
Oct. 9 (1)	- Western Carolina	H	W	70-7	16,406
Oct. 16 (1)	- App State	(11)	A	L	16-17 19,891
Oct. 23 (5)	- The Citadel	H	W	34-17	18,536
Oct. 30 (4)	- East Tennessee State	(19)	A	W	55-6 5,953
Nov. 6 (4)	- Furman	(7)	H	W	41-38 18,636
Nov. 13 (3)	Jacksonville State	A	W	51-14	8,639

#### NCAA I-AA PLAYOFFS

Nov. 27 (2)	Northern Arizona	(15)	H	W	72-29 7,140
Dec. 4 (2)	Massachusetts	(10)	H	W	38-21 13,121
Dec. 11 (2)	Illinois State	(6)	H	W	28-17 12,299
Dec. 18 (2)	Youngstown State	(9)	N1	W	59-24 20,052

• Southern Conference game

N1 - Findlay Stadium - Chattanooga, Tenn.

## 2000

### Paul Johnson • NCAA D-1AA • 13-2, 7-1 SoCon I-AA NATIONAL CHAMPIONS

#### SOUTHERN CONFERENCE CHAMPIONS

Sept. 2 (1)	Georgia	(10)	A	L	7-29 86,520
Sept. 9 (1)	Johnson C. Smith	H	W	57-12	16,684
Sept. 16 (2)	- Wofford	H	W	24-17	14,055
Sept. 23 (2)	- Chattanooga	A	W	31-10	15,072
Sept. 30 (2)	- VMI	H	W	56-3	13,794
Oct. 7 (1)	- Western Carolina	A	W	42-24	7,114
Oct. 14 (1)	- App State	(5)	H	W	34-28 21,899
Oct. 21 (1)	- The Citadel	A	W	27-10	12,391
Oct. 28 (1)	- East Tennessee State	H	W	42-7	17,008
Nov. 4 (1)	- Furman	(11)	A	L	10-45 15,127
Nov. 11 (6)	Elon	H	W	32-9	14,084

#### NCAA I-AA PLAYOFFS

Nov. 25 (3)	McNeese State	(14)	H	W	42-17 5,350
Dec. 2 (3)	Hofstra	(11)	H	W	48-20 7,139
Dec. 9 (3)	Delaware	(2)	A	W	27-18 15,035
Dec. 16 (3)	Montana	(1)	N1	W	27-25 17,156

• Southern Conference game

N1 - Findlay Stadium - Chattanooga, Tenn.

## 2001

### Paul Johnson • NCAA D-1AA • 12-2, 8-1 SoCon

#### I-AA PLAYOFF SEMIFINALS

#### SOUTHERN CONFERENCE CHAMPIONS

Sept. 1 (1)	Savannah State	H	W	69-6	23,167
Sept. 8 (1)	Delaware	(15)	H	W	38-7 16,105
Sept. 22 (1)	- Chattanooga	H	W	70-7	14,656
Sept. 29 (1)	- VMI	A	W	31-14	4,952
Oct. 6 (1)	- Western Carolina	H	W	50-14	17,804
Oct. 13 (1)	- App State	(8)	A	W	27-18 15,331
Oct. 20 (1)	- The Citadel	H	W	14-6	18,637
Oct. 27 (1)	- East Tennessee State	A	L	16-19	5,543
Nov. 3 (4)	- Furman	(2)	H	W	20-10 21,593
Nov. 10 (2)	- Elon	A	W	27-21	10,632
Nov. 24 (2)	- Wofford	A	W	48-10	6,685

#### NCAA I-AA PLAYOFFS

Dec. 1 (2)	Florida A&M	(15)	H	W	60-35 9,884
Dec. 8 (2)	App State	(7)	H	W	38-24 9,352
Dec. 15 (2)	Furman	(4)	H	L	17-24 11,827

• Southern Conference game

## 2002

### Mike Sewak • NCAA D-1AA • 11-3, 7-1 SoCon

#### I-AA PLAYOFF SEMIFINALS

#### SOUTHERN CONFERENCE CHAMPIONS

Aug. 29 (5)	Delaware	(22)	A	L	19-22 19,056
Sept. 7 (12)	Gardner-Webb	H	W	56-0	18,895
Sept. 21 (9)	- Wofford	H	L	7-14	15,564
Sept. 28 (18)	- Chattanooga	A	W	38-10	8,566
Oct. 5 (18)	- VMI	H	W	52-7	15,621
Oct. 12 (18)	- Western Carolina	A	W	41-24	7,749
Oct. 19 (13)	- App State	(3)	H	W	36-20 15,146
Oct. 26 (10)	- The Citadel	A	W	28-24	16,427
Nov. 2 (9)	- East Tennessee State	H	W	40-7	16,106
Nov. 9 (9)	- Furman	(4)	A	W	42-21 15,794
Nov. 16 (4)	Jacksonville State	H	W	41-3	8,544

#### NCAA I-AA PLAYOFFS

Nov. 30 (2)	Bethune-Cookman	(15)	H	W	34-0 7,395
Dec. 7 (2)	Maine	(10)	H	W	31-7 6,708
Dec. 14 (2)	Western Kentucky	(5)	H	L	28-31 6,573

• Southern Conference game

## 2003

### Mike Sewak • NCAA D-1AA • 7-4, 5-3 SoCon

Sept. 6 (2)	Savannah State	H	W	35-0	19,470
Sept. 13 (2)	McNeese State	(3)	A	L	15-34 17,189
Sept. 20 (6)	• Wofford	(25)	A	L	14-20 9,648
Sept. 27 (16)	• Chattanooga	H	W	34-3	18,623
Oct. 4 (13)	Florida International	H	W	37-35	10,409
Oct. 11 (11)	• Western Carolina	H	W	31-25	15,708
Oct. 18 (10)	• App State	A	L	21-28	13,879
Oct. 25 (19)	• The Citadel	H	L	24-28	15,988
Nov. 1 (25)	• East Tennessee State	A	W	34-22	4,235
Nov. 8	• Furman	(18)	H	W	29-24 14,562
Nov. 15 (24)	• Elon	A	W	37-13	2,834

• Southern Conference game

## 2004

### Mike Sewak • NCAA D-1AA • 9-3, 6-1 SoCon

#### I-AA PLAYOFF FIRST ROUND

#### SOUTHERN CONFERENCE CHAMPIONS

Sept. 4 (10)	Georgia	(4)	A	L	28-48 92,746
Sept. 11 (10)	Johnson C. Smith	H	W	84-3	14,812
Sept. 18 (8)	• Wofford	(3)	H	W	58-14 17,170
Sept. 25 (3)	• Chattanooga	A	W	51-17	6,160
Oct. 2 (3)	• Elon	H	W	48-14	12,821
Oct. 9 (3)	• Western Carolina	A	W	38-16	10,970
Oct. 16 (2)	• App State	(15)	H	W	54-7 22,421
Oct. 23 (2)	• The Citadel	A	W	42-7	12,472
Oct. 30 (2)	South Dakota State	H	W	63-7	17,463
Nov. 6 (2)	• Furman	(3)	A	L	22-29 17,145
Nov. 13 (6)	Florida International	A	W	53-32	5,000

#### NCAA I-AA PLAYOFFS

Nov. 27 (4)	New Hampshire	H	L	23-27	6,053
-------------	---------------	---	---	-------	-------

• Southern Conference game

## 2005

### Mike Sewak • NCAA D-1AA • 8-4, 5-2 SoCon

#### I-AA PLAYOFF FIRST ROUND

Sept. 3 (6)	Northeastern	A	W-OT	41-38	5,354
Sept. 10 (5)	McNeese State	H	L	20-23	20,607
Sept. 17 (14)	• Wofford	A	L	17-21	7,362
Sept. 24	• Chattanooga	H	W	48-10	15,330
Oct. 1	• Elon	A	W	49-7	9,875
Oct. 8 (21)	• Western Carolina	H	W	45-7	14,156
Oct. 15 (16)	• App State	(19)	A	L	7-24 21,486
Oct. 22 (24)	• The Citadel	H	W	49-14	17,292
Oct. 29 (19)	South Dakota State	A	W	55-42	4,128
Nov. 5 (14)	• Furman	(1)	H	W	27-24 19,808
Nov. 12 (10)	Morehead State	H	W	63-17	10,250

#### NCAA I-AA PLAYOFFS

Nov. 26	Texas State	(4)	A	L	35-50 10,000
---------	-------------	-----	---	---	--------------

• Southern Conference game

## 2006

### Brian VanGorder • NCAA D-1AA • 3-8, 2-5 SoCon

Sept. 9 (13)	Central Connecticut State	H	L	13-17	20,178
Sept. 16 (24)	Coastal Carolina	H	W	38-21	17,303
Sept. 23 (19)	• Chattanooga	A	L	26-27	8,228
Sept. 30	• Western Carolina	(24)	A	W	24-14 10,483
Oct. 7 (21)	North Dakota State	(11)	H	L	14-34 13,892
Oct. 14	• Elon	H	W	28-21	14,825
Oct. 21	• App State	(1)	H	L-2OT	20-27 19,438
Oct. 28	• The Citadel	A	L	21-24	12,129
Nov. 4	• Wofford	H	L	10-28	12,486
Nov. 11	• Furman	(10)	A	L	10-13 13,287
Nov. 18	Central Arkansas	H	L-OT	31-34	11,159

• Southern Conference game

## 2007

### Chris Hatcher • NCAA D-1 FCS • 7-4, 4-3 SoCon

Sept. 8	West Georgia	H	W	45-21	21,489
Sept. 15	Coastal Carolina	A	W	42-34	8,448
Sept. 22	• Chattanooga	H	L-OT	38-45	18,785
Sept. 29	• Western Carolina	H	W	50-21	15,486
Oct. 6	South Dakota State	H	W	41-38	15,912
Oct. 13 (21)	• Elon	A	L-2OT	33-36	5,429
Oct. 20	• App State	(5)	A	W	38-35 28,202
Oct. 27 (22)	• The Citadel	(25)	H	W	21-17 18,506
Nov. 3 (17)	• Wofford	(10)	A	W	38-35 12,124
Nov. 10 (11)	• Furman	H	L	22-24	23,373
Nov. 17 (16)	Colorado State	A	L	34-42	14,332

• Southern Conference game

## 2008

### Chris Hatcher • NCAA D-1 FCS • 6-5, 5-3 SoCon

Aug. 30 (17)	Georgia	(1)	A	L	21-45 92,746
Sept. 6 (16)	Austin Peay	H	W	34-20	18,225
Sept. 13 (15)	Northeastern	H	W-OT	34-27	17,491
Sept. 20 (14)	• Elon	(18)	H	L	20-22 17,049
Sept. 27 (22)	• Wofford	(11)	H	L-OT	37-38 17,958
Oct. 4	• Chattanooga	A	W	52-28	5,616
Oct. 18 (25)	• App State	(2)	H	L	36-37 20,851
Oct. 25	• Western Carolina	A	W-OT	38-31	8,327
Nov. 1	• The Citadel	A	W-3OT	44-41	11,190
Nov. 8	• Samford	H	L	17-27	17,436
Nov. 15	• Furman	(16)	A	W	17-10 10,496

• Southern Conference game

## 2009

### Chris Hatcher • NCAA D-1 FCS • 5-6, 4-4 SoCon

Sept. 5	Albany (N.Y.)	H	W	29-26	18,118
Sept. 12	South Dakota State	(25)	A	L	6-44 12,354
Sept. 19	• Western Carolina	H	W	27-3	17,633
Sept. 26	• Elon	(13)	A	L	14-28 10,189
Oct. 3	• Wofford	A	W	26-21	8,490
Oct. 10	North Carolina	A	L	12-42	47,000
Oct. 17	• Chattanooga	H	W	30-20	17,357
Oct. 24	• App State	(9)	A	L	16-52 26,215
Nov. 7	• Samford	A	L	10-31	7,730
Nov. 14	• Furman	H	L	22-30	17,922
Nov. 21	• The Citadel	H	W	13-6	12,611

• Southern Conference game

## 2010

### Jeff Monken • NCAA D-1 FCS • 10-5, 5-3 SoCon

#### FCS PLAYOFF SEMIFINALS

Sept. 4	Savannah State	H	W	48-3	20,430
Sept. 11	Navy	A	L	7-13	33,391
Sept. 18	Coastal Carolina	A	W	43-26	8,857
Sept. 25 (24)	• Elon	(10)	H	W	38-21 18,302
Oct. 9 (13)	• Wofford	(25)	H	L	31-33 21,403
Oct. 16 (18)	• Chattanooga	A	L	27-35	17,414
Oct. 23	• The Citadel	A	W	20-0	10,385
Oct. 30	• Samford	H	L	13-20	15,341
Nov. 6	• App State	(1)	H	W-OT	21-14 20,073
Nov. 13	• Western Carolina	A	W	28-6	6,244
Nov. 20	• Furman	A	W	32-28	11,781

#### NCAA FCS PLAYOFFS

Nov. 27	South Carolina State	H	W	41-16	11,577
Dec. 4	William & Mary	(2)	A	W	31-15 8,243
Dec. 11	Wofford	A	W	23-20	11,823
Dec. 18	Delaware	(3)	A	L	10-27 10,317

• Southern Conference game

## 2011

### Jeff Monken • NCAA D-1 FCS • 11-3, 7-1 SoCon

#### FCS PLAYOFF SEMIFINALS

#### SOUTHERN CONFERENCE CHAMPIONS

Sept. 3 (3)	• Samford	A	W	31-17	8,714
Sept. 10 (2)	Tusculum	H	W	62-21	21,812
Sept. 24 (1)	• Western Carolina	H	W	52-20	19,067
Oct. 1 (1)	• Elon	A	W	41-14	7,195
Oct. 8 (1)	• Chattanooga	(23)	H	W	28-27 20,593
Oct. 15 (1)	• Furman	H	W	50-20	19,221
Oct. 22 (1)	Presbyterian College	H	W	48-14	16,392
Oct. 29 (1)	• App State	(5)	A	L	17-24 30,018
Nov. 5 (4)	• The Citadel	H	W	14-12	18,408
Nov. 12 (3)	• Wofford	(9)	A	W	31-10 10,208
Nov. 19 (2)	Alabama	(3)	A	L	21-45 101,821

#### NCAA FCS PLAYOFFS

Dec. 3 (2)	Old Dominion	H	W	55-48	13,226
Dec. 10 (2)	Maine	H	W	35-23	12,886
Dec. 17 (2)	North Dakota State	(2)	A	L	7-35 18,108

• Southern Conference game

## 2012

### Jeff Monken • NCAA D-1 FCS • 10-4, 6-2 SoCon

#### FCS PLAYOFF SEMIFINALS

#### SOUTHERN CONFERENCE CHAMPIONS

Sept. 1 (3)	Jacksonville	H	W	58-0	20,132
Sept. 8 (3)	• The Citadel	A	L	21-23	12,299
Sept. 22 (11)	• Elon	H	W	26-23	18,353
Sept. 29 (10)	• Samford	(25)	H	W	35-16 20,832
Oct. 6 (8)	• Western Carolina	A	W	46-13	9,514
Oct. 13 (7)	• Wofford	(5)	H	W	17-9 20,983
Oct. 20 (3)	• Furman	A	W	38-17	11,191
Oct. 27 (2)	• Chattanooga	A	W-3OT	39-31	8,908
Nov. 3 (2)	• App State	(15)	H	L	28-31 22,155
Nov. 10 (7)	Howard	H	W	69-26	18,069
Nov. 17 (5)	Georgia	(5)	A	L	14-45 92,746

#### NCAA FCS PLAYOFFS

Dec. 1 (5)	Central Arkansas	H	W	24-16	8,888
Dec. 8 (5)	Old Dominion	(4)	A	W	49-35 20,068
Dec. 14 (5)	North Dakota State	(1)	A	L	20-23 18,484

• Southern Conference game

## 2013

### Jeff Monken • NCAA D-1 FBS TRANSITION

#### 5-4, 4-4 SoCon

Aug. 31 (9)	Savannah State	^	H	W	77-9 16,528
Sept. 7 (10)	Saint Francis (Pa.)	^	H	W	59-17 13,758
Sept. 14 (10)	• Wofford	(16)	A	L	20-30 8,153
Sept. 28 (15)	• Chattanooga	H	W	23-21	16,827
Oct. 5 (16)	• Samford	A	L	34-44	7,896
Oct. 12 (22)	• The Citadel	H	W	28-21	16,128
Oct. 26 (24)	• App State	A	L	14-38	23,907
Nov. 2	• Furman	H	L	14-16	12,220
Nov. 9	• Western Carolina	H	W	35-19	13,507
Nov. 16	• Elon	A	W	38-20	6,104
Nov. 23	Florida	A	W	26-20	82,459

• Southern Conference game

## 2014

### Willie Fritz • NCAA D-1 FBS TRANSITION

#### 8-3, 7-0 Sun Belt

#### SUN BELT CONFERENCE CHAMPIONS

Aug. 30	NC State	A	L	23-24	54,273
Sept. 6	Savannah State	H	W	83-9	23,121
Sept. 13	Georgia Tech	A	L	38-42	53,173
Sept. 20	• South Alabama	A	W	28-6	11,348
Sept. 25	• App State	H	W	34-14	24,535
Oct. 4	• New Mexico State	A	W	36-28	10,256
Oct. 11	• Idaho	H	W	47-24	23,250
Oct. 25	• Georgia State	A	W	69-31	28,425
Oct. 30	• Troy	H	W	42-10	18,321
Nov. 8	• Texas State	A	W	28-25	16,772
Nov. 15	Navy	A	L	19-52	33,894
Nov. 29	• ULM	^	H	W	22-16 16,283

• Sun Belt Conference game

^ - Vacated victory due to sanctions imposed by NCAA

## 2015

### Willie Fritz • NCAA D-1 FBS • 9-4, 6-2 Sun Belt GODADDY BOWL CHAMPIONS

Sept. 5	West Virginia	A	L	0-44	55,182
Sept. 12	Western Michigan	H	W	43-17	23,520
Sept. 19	The Citadel	H	W	48-13	54,820
Sept. 26	• Idaho	A	W	48-20	14,411
Oct. 3	• ULM	A	W	51-31	16,791
Oct. 17	• New Mexico State	H	W	56-26	23,551
Oct. 22	• App State	A	L	13-31	24,121
Oct. 29	• Texas State	H	W	37-13	14,212
Nov. 14	• Troy	A	W	45-10	18,455
Nov. 21	Georgia	A	L-OT	17-23	92,746
Nov. 28	• South Alabama	H	W	55-17	15,125
Dec. 5	• Georgia State	H	L	7-34	23,401

#### GoDaddy Bowl

Dec. 23	Bowling Green †	N1	W	58-27	28,656
---------	-----------------	----	---	-------	--------

• Sun Belt Conference game

N1 - Ladd-Peebles Stadium - GoDaddy Bowl; Mobile, Ala.

† - interim coach Dell McGee

## 2016

### Tyson Summers • NCAA D-1 FBS • 5-7, 4-4 Sun Belt

Sept. 3	Savannah State	H	W	54-0	21,250
Sept. 10	• South Alabama	A	W	24-9	17,691
Sept. 17	• ULM	H	W	23-21	25,735
Sept. 24	Western Michigan	A	L	31-49	17,208
Oct. 5	• Arkansas State	A	L	26-27	19,381
Oct. 15	Georgia Tech	A	L	24-35	47,609
Oct. 22	• New Mexico State	A	W	22-19	10,085
Oct. 27	• App State	H	L	10-34	23,474
Nov. 5	Ole Miss	A	L	27-37	60,263
Nov. 10	• Louisiana	H	L	26-33	16,786
Nov. 19	• Georgia State	A	L	24-30	23,513
Dec. 3	• Troy	H	W	28-24	16,850

• Sun Belt Conference game

## 2017

### Tyson Summers • NCAA D-1 FBS • 2-10, 2-6 Sun Belt

Sept. 2	Auburn (12)	A	L	7-41	87,451
Sept. 9	New Hampshire	N1	L	12-22	3,387
Sept. 23	Indiana	A	L	17-52	42,886
Oct. 4	• Arkansas State	H	L	25-43	13,781
Oct. 14	• New Mexico State	H	L	27-35	16,278
Oct. 21	UMass	A	L	20-55	10,690
Oct. 28	• Troy †	A	L	16-38	23,846
Nov. 4	• Georgia State †	H	L	17-21	18,722
Nov. 9	• App State †	A	L	6-27	23,110
Nov. 18	• South Alabama †	H	W	52-0	12,250
Nov. 25	• Louisiana †	A	W	34-24	12,993
Dec. 2	• Coastal Carolina ^	A	L	17-28	15,951

• Sun Belt Conference game

N1 - Legion Field; Birmingham, Ala. (Hurricane Irma relocation)

† - interim coach Chad Lunsford

^ - head coach Chad Lunsford

## 2018

### Chad Lunsford • NCAA D-1 FBS • 10-3, 6-2 Sun Belt

Sept. 1	South Carolina State	H	W	37-6	15,260
Sept. 8	UMass	H	W	34-13	15,071
Sept. 15	Clemson (2)	A	L	7-38	79,844
Sept. 29	• Arkansas State	H	W	28-21	17,320
Oct. 6	• South Alabama	H	W	48-13	17,622
Oct. 11	• Texas State	A	W	15-13	9,545
Oct. 20	New Mexico State	A	W	48-31	7,300
Oct. 25	• App State (25)	H	W	34-14	19,252
Nov. 3	• ULM	A	L	25-44	13,787
Nov. 10	• Troy	H	L	21-35	16,289
Nov. 17	• Coastal Carolina	A	W	41-17	9,886
Nov. 24	• Georgia State	A	W	35-14	20,011

#### Camellia Bowl

Dec. 15	Eastern Michigan	N1	W	23-21	17,710
---------	------------------	----	---	-------	--------

• Sun Belt Conference game

N1 - Cramton Bowl - Raycom Camellia Bowl; Montgomery, Ala.

## 2019

### Chad Lunsford • NCAA D-1 FBS • 7-6, 5-3 Sun Belt

Aug. 31	LSU (6)	A	L	3-55	97,420
Sept. 7	Maine (6)	H	W	26-18	17,202
Sept. 14	Minnesota	A	L	32-35	41,021
Sept. 28	• Louisiana	H	L	24-37	19,220
Oct. 3	• South Alabama	A	W-2OT	20-17	20,013
Oct. 19	• Coastal Carolina	H	W-3OT	30-27	11,105
Oct. 26	New Mexico State	H	W	41-7	10,097
Oct. 31	• App State (20)	A	W	24-21	18,796
Nov. 9	• Troy	A	L	28-49	22,108
Nov. 16	• ULM	H	W	51-29	10,266
Nov. 23	• Arkansas State	A	L	33-38	18,319
Nov. 30	• Georgia State	H	W	38-10	15,175

#### FBC Mortgage Cure Bowl

Dec. 21	Liberty	N1	L	16-23	18,158
---------	---------	----	---	-------	--------

• Sun Belt Conference game

N1 - Exploria Stadium - Cure Bowl; Orlando, Fla.

## 2020

### Chad Lunsford • NCAA D-1 FBS • 8-5, 4-4 Sun Belt

Sept. 12	Campbell	H	W	27-26	5,789
Sept. 26	• Louisiana (19)	A	L	18-20	5,585
Oct. 3	• ULM	A	W	35-30	6,338
Oct. 17	UMass	H	W	41-0	4,856
Oct. 24	• Coastal Carolina (25)	A	L	14-28	5,000
Oct. 29	• South Alabama	H	W	24-17	3,457
Nov. 7	• Troy	H	W	20-13	5,012
Nov. 14	• Texas State	H	W	40-38	4,478
Nov. 21	Army West Point	A	L	27-28	5,078
Nov. 28	• Georgia State	A	L	24-30	4,523
Dec. 5	FAU	H	W	20-3	3,867
Dec. 12	• App State	H	L	26-34	6,228

#### R+L Carriers New Orleans Bowl

Dec. 23	Louisiana Tech	N1	W	38-3	3,000
---------	----------------	----	---	------	-------

• Sun Belt Conference game

N1 - Mercedes-Benz Superdome - New Orleans Bowl; New Orleans, La.

## 2021

### Chad Lunsford • NCAA D-1 FBS • 3-9, 2-6 Sun Belt

Sept. 4	Gardner-Webb	H	W	30-25	15,089	
Sept. 11	Florida Atlantic	A	L	6-38	17,736	
Sept. 18	Arkansas (20)	A	L	10-45	66,311	
Sept. 25	• Louisiana	H	L	20-28	17,522	
Oct. 2	• Arkansas State †	H	W	59-33	16,377	
Oct. 9	• Troy †	A	L	21-24	25,424	
Oct. 14	• South Alabama †	A	L	14-41	16,091	
Oct. 30	• Georgia State †	H	L	14-21	17,843	
Nov. 6	• Coastal Carolina †	(21)	H	L	8-28	12,875
Nov. 13	• Texas State †	A	W	38-30	15,896	
Nov. 20	BYU †	(14)	H	L	17-34	20,862
Nov. 27	• App State †	A	L	3-27	28,005	

• Sun Belt Conference game

† - interim coach Kevin Whitley

## 2022

### Clay Helton • NCAA D-1 FBS • 6-7, 3-5 Sun Belt

Sept. 3	Morgan State	H	W	30-25	15,183
Sept. 10	Nebraska	A	W	45-42	86,862
Sept. 17	UAB	A	L	21-35	24,302
Sept. 24	Ball State	H	W	34-23	18,434
Oct. 1	• Coastal Carolina	A	L	30-34	18,756
Oct. 8	• Georgia State	A	L	33-41	20,109
Oct. 15	• James Madison (25)	H	W	45-38	18,738
Oct. 22	• Old Dominion	A	W	28-23	20,162
Nov. 6	• South Alabama	H	L	31-38	17,084
Nov. 10	• Louisiana	A	L	17-36	11,512
Nov. 19	• Marshall	H	L	10-13	16,153
Nov. 26	• App State	H	W-2OT	51-48	18,683

#### Camellia Bowl

Dec. 27	Buffalo	N1	L	21-23	15,332
---------	---------	----	---	-------	--------

• Sun Belt Conference game

N1 - Cramton Bowl - Camellia Bowl; Montgomery, Ala.

## 2023

### Clay Helton • NCAA D-1 FBS • 6-7, 3-5 Sun Belt

Sept. 2	The Citadel	H	W	34-0	17,803
Sept. 9	UAB	H	W	49-35	20,103
Sept. 16	Wisconsin	A	L	14-35	75,610
Sept. 23	Ball State	A	W	40-3	10,118
Sept. 30	• Coastal Carolina	H	W	38-28	26,483
Oct. 14	• James Madison	A	L	13-41	25,097
Oct. 21	• ULM	H	W	38-28	21,068
Oct. 26	• Georgia State	H	W	44-27	23,389
Nov. 4	• Texas State	A	L	24-45	18,204
Nov. 11	• Marshall	A	L	33-38	19,175
Nov. 18	• Old Dominion	H	L	17-20	20,032
Nov. 25	• App State	A	L	27-55	31,248

#### Myrtle Beach Bowl

Dec. 16	Ohio	N1	L	21-41	8,059
---------	------	----	---	-------	-------

• Sun Belt Conference game

N1 - Brooks Stadium - Myrtle Beach Bowl; Conway, S.C.

## 2024

### Clay Helton • NCAA D-1 FBS • 8-5, 6-2 Sun Belt

Aug. 31	Boise State	H	L	45-56	24,134
Sept. 7	Nevada	A	W	20-17	16,245
Sept. 14	South Carolina State	H	W	42-14	21,617
Sept. 21	Ole Miss (5)	A	L	13-52	67,505
Sept. 28	• Georgia State	A	W	38-21	18,808
Oct. 12	• Marshall	H	W	24-23	24,048
Oct. 19	• James Madison	H	W	28-14	20,153
Oct. 24	• Old Dominion	A	L	19-47	18,281
Nov. 2	• South Alabama	A	W	34-30	19,667
Nov. 16	• Troy	H	L	20-28	21,762
Nov. 23	• Coastal Carolina	A	W	26-6	14,556
Nov. 30	• App State	H	W	29-20	23,383

#### R+L Carriers New Orleans Bowl

Dec. 19	Sam Houston	N1	L	26-31	13,151
---------	-------------	----	---	-------	--------

• Sun Belt Conference game

N1 - Caesars Superdome - New Orleans Bowl; New Orleans, La.

# SERIES RESULTS



## ALABAMA // 0-1

11/19/11 2<sup>\*/3</sup> Tuscaloosa, Ala. (Bryant-Denny) L 21-45

## ALBANY (N.Y.) // 1-0

9/5/09 -/- Statesboro (Paulson) W 29-26

## APP STATE // 17-22-1

11/24/32 -/- Statesboro (Langley Field) W 33-0  
 10/26/34 -/- Statesboro W 22-13  
 11/23/34 -/- Statesboro L 6-7  
 11/9/35 -/- Boone, N.C. T 0-0  
 10/24/36 -/- Boone, N.C. L 0-27  
 11/17/39 -/- Boone, N.C. L 0-59  
 12/5/87 -/- I-AA QF Boone, N.C. (Kidd Brewer) L 0-19  
 10/16/93 6/- SoCon Boone, N.C. (Kidd Brewer) W 34-28  
 10/15/94 -/18 SoCon Statesboro (Paulson) W 34-31  
 10/14/95 13/2 SoCon Boone, N.C. (Kidd Brewer) L 17-27  
 10/19/96 -/21 SoCon Statesboro (Paulson) L 28-35  
 10/18/97 9/- SoCon Boone, N.C. (Kidd Brewer) L 12-24  
 10/17/98 2/3 SoCon Statesboro (Paulson) W 37-24  
 10/16/99 1/11 SoCon Boone, N.C. (Kidd Brewer) L 16-17  
 10/14/00 1/5 SoCon Statesboro (Paulson) W 34-28  
 10/13/01 1/8 SoCon Boone, N.C. (Kidd Brewer) W 27-18  
 12/8/01 2/8 I-AA QF Statesboro (Paulson) W 38-24  
 10/19/02 13/3 SoCon Statesboro (Paulson) W 36-20  
 10/16/03 10/- SoCon Boone, N.C. (Kidd Brewer) L 21-28  
 10/16/04 2/15 SoCon Statesboro (Paulson) W 54-7  
 10/15/05 16/19 SoCon Boone, N.C. (Kidd Brewer) L 7-24  
 10/21/06 -/1 SoCon Statesboro (Paulson) L-20T 20-27  
 10/20/07 -/5 SoCon Boone, N.C. (Kidd Brewer) W 38-35  
 10/18/08 25/2 SoCon Statesboro (Paulson) L 36-37  
 10/24/09 -/9 SoCon Boone, N.C. (Kidd Brewer) L 16-52  
 11/6/10 -/1 SoCon Statesboro (Paulson) W-OT 21-14  
 10/29/11 1/5 SoCon Boone, N.C. (Kidd Brewer) L 17-21  
 11/3/12 2/15 SoCon Statesboro (Paulson) L 28-31  
 10/26/13 24/- SoCon Boone, N.C. (Kidd Brewer) L 14-38  
 9/25/14 -/- Sun Belt Statesboro (Paulson) W 34-14  
 10/22/15 -/- Sun Belt Boone, N.C. (Kidd Brewer) L 13-31  
 10/27/16 -/- Sun Belt Statesboro (Paulson) L 10-34  
 11/9/17 -/- Sun Belt Boone, N.C. (Kidd Brewer) L 6-27  
 10/25/18 -/25 Sun Belt Statesboro (Paulson) W 34-14  
 10/31/19 -/20 Sun Belt Boone, N.C. (Kidd Brewer) W 24-21  
 12/12/20 -/- Sun Belt Statesboro (Paulson) L 26-34  
 11/27/21 -/- Sun Belt Boone, N.C. (Kidd Brewer) L 3-27  
 11/26/22 -/- Sun Belt Statesboro (Paulson) W-20T 51-48  
 11/25/23 -/- Sun Belt Boone, N.C. (Kidd Brewer) L 27-55  
 11/30/24 Sun Belt Statesboro (Paulson) W 29-20

## ARKANSAS // 0-1

9/18/21 -/20 Fayetteville, Ark. (Razorback) L 10-45

## ARKANSAS ST. // 3-3

12/20/86 4/2 I-AA CG Tacoma, Wash. (Tacoma Dome) W 48-21  
 10/5/16 -/- Sun Belt Jonesboro, Ark. (Centennial Bank) L 26-27  
 10/4/17 -/- Sun Belt Statesboro (Paulson) L 25-43  
 9/29/18 -/- Sun Belt Statesboro (Paulson) W 28-21  
 11/23/19 -/- Sun Belt Jonesboro, Ark. (Centennial Bank) L 33-38  
 10/2/21 -/- Sun Belt Statesboro (Paulson) W 59-33

## ARMY WEST POINT // 0-1

11/21/20 -/- West Point, N.Y. (Michie) L 27-28

## AUBURN // 0-2

8/31/91 1<sup>\*/18</sup> Auburn, Ala. (Jordan-Hare) L 17-32  
 9/2/17 -/12 Auburn, Ala. (Jordan-Hare) L 7-41

## AUSTIN PEAY // 1-0

9/6/08 16/- Statesboro (Paulson) W 34-20

\* - indicates Georgia Southern's national ranking in the FCS/I-AA poll when playing an FBS/I-A school

## BALL STATE // 2-0

9/24/22 -/- Statesboro (Paulson) W 34-23  
 9/23/23 -/- Muncie, Ind. (Scheumann) W 40-3

## BAPTIST UNIVERSITY OF AMERICA // 1-0

9/18/82 -/- Savannah, Ga. (Memorial) W 42-0

## BETHUNE-COOKMAN // 6-0

10/6/84 -/- Jacksonville Fla. (Gator Bowl) W 43-33  
 10/12/85 -/- Statesboro (Paulson) W 46-24  
 10/11/86 3/- Statesboro (Paulson) W 52-31  
 10/10/87 -/- Daytona Beach, Fla. (Municipal) W 14-13  
 10/22/88 -/- Statesboro (Paulson) W 38-14  
 11/30/02 2/11 I-AA R16 Statesboro (Paulson) W 34-0

## BOISE STATE // 0-1

8/31/24 -/- Statesboro (Paulson) L 45-56

## BOWLING GREEN // 1-0

12/23/15 -/- Bowl Mobile, Ala. (Ladd-Peebles) W 58-27

## BUFFALO // 0-1

12/27/22 Bowl Montgomery, Ala (Cramton) L 21-23

## BYU // 0-1

11/20/21 -/14 Statesboro (Paulson) L 17-34

## CAMPBELL // 1-0

9/12/20 -/- Statesboro, Ga. W 27-26

## CATAWBA // 2-1

10/30/82 -/- Statesboro, Ga. L 7-10  
 10/29/83 -/- Salisbury, N.C. (Shuford) W 10-3  
 9/5/87 -/- Statesboro (Paulson) W 27-0

## CENTRAL ARKANSAS // 1-1

11/18/06 -/- Statesboro (Paulson) L-OT 31-34  
 12/1/12 6/10 FCS R16 Statesboro (Paulson) W 24-16

## CENTRAL CONNECTICUT ST. // 0-1

9/9/06 13/- Statesboro (Paulson) L 13-17

## CENTRAL FLORIDA (UCF) // 10-1

9/11/82 -/- Jacksonville, Fla. (Gator Bowl) W 16-9  
 9/10/83 -/- Statesboro (Womack) L 29-33  
 9/15/84 -/- Orlando, Fla. (Citrus Bowl) W 42-28  
 11/9/85 -/- Statesboro (Paulson) W 35-18  
 11/8/86 5/- Orlando, Fla. (Citrus Bowl) W 33-23  
 10/3/87 -/- Statesboro (Paulson) W 34-32  
 10/29/88 -/- Orlando, Fla. (Citrus Bowl) W 31-17  
 10/21/89 -/- Statesboro (Paulson) W 31-17  
 10/20/90 12/- Orlando, Fla. (Citrus Bowl) W 38-17  
 12/8/90 3/18 I-AA SF Statesboro (Paulson) W 44-7  
 10/26/91 15/- Statesboro (Paulson) W 20-6

## CHATTANOOGA // 23-4

10/13/84 -/- Statesboro (Paulson) W 24-17  
 9/28/85 -/- Chattanooga, Tenn. (Chamberlain) W 19-14  
 9/27/86 4/- Statesboro (Paulson) W 34-14  
 9/17/88 -/- Chattanooga, Tenn. (Chamberlain) W 13-3  
 11/11/89 -/- Statesboro (Paulson) W 34-13  
 11/10/90 8/- Chattanooga, Tenn. (Chamberlain) W 23-20  
 9/25/93 8/- SoCon Statesboro (Paulson) W 45-0  
 9/24/94 -/- SoCon Chattanooga, Tenn. (Chamberlain) W 56-20  
 9/23/95 18/- SoCon Statesboro (Paulson) W 35-9  
 9/28/96 23/- SoCon Chattanooga, Tenn. (Chamberlain) L 21-23  
 9/27/97 20/22 SoCon Statesboro (Paulson) W 37-10  
 9/26/98 3/- SoCon Chattanooga, Tenn. (Finley) W 42-25  
 9/25/99 1/- SoCon Statesboro (Paulson) W 49-10  
 9/23/00 2/- SoCon Chattanooga, Tenn. (Finley) W 31-10

9/22/01 1/- SoCon Statesboro (Paulson) W 70-7  
 9/28/02 18/- SoCon Chattanooga, Tenn. (Finley) W 38-10  
 9/27/03 16/- SoCon Statesboro (Paulson) W 34-3  
 9/25/04 3/- SoCon Chattanooga, Tenn. (Finley) W 51-17  
 9/24/05 -/- SoCon Statesboro (Paulson) W 48-10  
 9/23/06 19/- SoCon Chattanooga, Tenn. (Finley) L 26-27  
 9/22/07 -/- SoCon Statesboro (Paulson) L-OT 38-45  
 10/4/08 -/- SoCon Chattanooga, Tenn. (Finley) W 52-28  
 10/17/09 -/- SoCon Statesboro (Paulson) W 30-20  
 10/16/10 18/- SoCon Chattanooga, Tenn. (Finley) L 27-35  
 10/8/11 1/23 SoCon Statesboro (Paulson) W 28-27  
 10/27/12 2/- SoCon Chattanooga, Tenn. (Finley) W-30T 39-31  
 9/25/13 15/- SoCon Statesboro (Paulson) W 23-21

## CLEMSON // 0-1

9/15/18 -/2 Clemson, S.C. (Clemson Memorial) L 7-38

## COASTAL CAROLINA // 6-4

9/16/06 24/- Statesboro (Paulson) W 38-21  
 9/15/07 -/- Conway, S.C. (Brooks) W 42-34  
 9/18/10 -/- Conway, S.C. (Brooks) W 43-26  
 12/2/17 -/- Sun Belt Conway, S.C. (Brooks) L 17-28  
 11/17/18 -/- Sun Belt Conway, S.C. (Brooks) W 41-17  
 10/19/19 -/- Sun Belt Statesboro (Paulson) W-30T 30-27  
 10/24/20 -/25 Sun Belt Conway, S.C. (Brooks) L 14-28  
 11/6/21 -/21 Sun Belt Statesboro (Paulson) L 8-28  
 10/1/22 -/- Sun Belt Conway, S.C. (Brooks) L 30-34  
 9/30/23 -/- Sun Belt Statesboro (Paulson) W 38-28  
 11/23/24 -/- Sun Belt Conway, S.C. (Brooks) W 26-6

## COLGATE // 1-0

11/28/98 1/- I-AA R16 Statesboro (Paulson) W 49-28

## COLORADO ST. // 0-1

11/17/07 16<sup>\*/-</sup> Fort Collins, Colo. (Hughes) L 34-42

## CONCORD // 1-0

11/13/93 3/- Statesboro (Paulson) W 51-13

## CONNECTICUT // 1-0

12/5/98 1/8 I-AA QF Statesboro (Paulson) W 52-30

## DELAWARE // 2-3

12/6/97 8/3 I-AA QF Newark, Del. (Delaware) L 7-16  
 12/9/00 5/2 I-AA SF Newark, Del. (Delaware) W 27-18  
 9/8/01 1/15 Statesboro (Paulson) W 38-7  
 8/29/02 5/22 Newark, Del. (Delaware) L 19-22  
 12/18/10 22/5 FCS SF Newark, Del. (Delaware) L 10-27

## EAST CAROLINA // 0-3

9/22/84 -/- Greenville, N.C. (Ficklen) L 27-34  
 10/18/86 2/- Greenville, N.C. (Ficklen) L 33-35  
 9/26/87 -/- Greenville, N.C. (Ficklen) L 13-16

## EAST TENNESSEE ST. // 9-5

10/15/83 -/- Johnson City, Tenn. (MiniDome) L 7-24  
 11/3/84 -/- Johnson City, Tenn. (MiniDome) L 17-20  
 11/16/85 -/- Statesboro (Paulson) W 46-7  
 11/20/93 2/- SoCon Johnson City, Tenn. (MiniDome) W 31-24  
 10/22/94 -/- SoCon Statesboro (Paulson) W 24-23  
 10/28/95 13/- SoCon Johnson City, Tenn. (MiniDome) L 16-21  
 11/2/96 -/9 SoCon Statesboro (Paulson) L 14-17  
 11/1/97 14/12 SoCon Johnson City, Tenn. (MiniDome) W 38-30  
 10/31/98 1/- SoCon Statesboro (Paulson) W 47-26  
 10/30/99 4/19 SoCon Johnson City, Tenn. (MiniDome) W 55-6  
 10/28/00 1/- SoCon Statesboro (Paulson) W 42-7  
 10/27/01 1/- SoCon Johnson City, Tenn. (MiniDome) L 16-19  
 11/2/02 9/- SoCon Statesboro (Paulson) W 40-7  
 11/1/03 25/- SoCon Johnson City, Tenn. (MiniDome) W 34-22



## EASTERN KENTUCKY // 2-2

12/10/88	-/-	I-AA SF	Statesboro (Paulson)	W	21-17
9/22/90	9/3		Statesboro (Paulson)	L	34-42
10/5/91	7/3		Richmond, Ky. (Roy Kidd)	L	6-10
11/27/93	2/18	I-AA R16	Statesboro (Paulson)	W	14-12

## EASTERN MICHIGAN // 1-0

12/15/18	-/-	Bowl	Montgomery, Ala. (Cramton)	W	23-21
----------	-----	------	----------------------------	---	-------

## ELON // 11-3

9/5/98	6/-		Statesboro (Paulson)	W	31-17
11/11/00	6/-		Statesboro (Paulson)	W	32-9
11/10/01	2/-	SoCon	Elon, N.C. (Rhodes)	W	27-21
11/15/03	24/-	SoCon	Elon, N.C. (Rhodes)	W	37-13
10/2/04	3/-	SoCon	Statesboro (Paulson)	W	48-14
10/1/05	-/-	SoCon	Elon, N.C. (Rhodes)	W	49-7
10/14/06	-/-	SoCon	Statesboro (Paulson)	W	28-21
10/13/07	21/-	SoCon	Elon, N.C. (Rhodes)	L-2OT	33-36
9/20/08	14/18	SoCon	Statesboro (Paulson)	L	20-22
9/26/09	-/13	SoCon	Elon, N.C. (Rhodes)	L	14-28
9/25/10	24/10	SoCon	Statesboro (Paulson)	W	38-21
10/1/11	1/-	SoCon	Elon, N.C. (Rhodes)	W	41-14
9/22/12	11/-	SoCon	Statesboro (Paulson)	W	26-23
11/16/13	-/-	SoCon	Elon, N.C. (Rhodes)	W	38-20

## FAYETTEVILLE ST. // 1-0

9/4/99	1/-		Statesboro (Paulson)	W	76-0
--------	-----	--	----------------------	---	------

## FLORIDA // 1-2

8/30/86	1*/-		Gainesville, Fla. (Ben Hill Griffin)	L	14-38
8/7/96	18*/4		Gainesville, Fla. (Ben Hill Griffin)	L	14-62
11/23/13	-/-		Gainesville, Fla. (Ben Hill Griffin)	W	26-20

## FLORIDA A&M // 8-2

9/1/84	-/-		Savannah, Ga. (Memorial)	W	14-0
9/7/85	-/-		Jacksonville, Fla. (Gator Bowl)	W	27-21
9/13/86	1/-		Jacksonville, Fla. (Gator Bowl)	W	35-12
9/12/87	-/-		Jacksonville, Fla. (Gator Bowl)	L	14-17
9/10/88	-/-		Jacksonville, Fla. (Gator Bowl)	W	42-14
9/16/89	-/-		Jacksonville, Fla. (Gator Bowl)	W	28-0
9/21/91	8/-		Tallahassee, Fla. (Bragg)	W	28-21
9/5/92	14/-		Statesboro (Paulson)	L	17-28
11/29/97	8/10	I-AA R16	Statesboro (Paulson)	W	52-37
12/1/01	2/22	I-AA R16	Statesboro (Paulson)	W	60-35

## FLORIDA ATLANTIC // 1-1

12/5/20	-/-		Statesboro (Paulson)	W	20-3
9/11/21	-/-		Boca Raton (FAU)	L	6-38

## FLORIDA INTERNATIONAL // 2-0

10/4/03	13/-		Statesboro (Paulson)	W	37-35
11/13/04	6/-		Miami, Fla. (FIU)	W	53-32

## FLORIDA ST. // 0-2

10/8/88	-/-		Tallahassee, Fla. (Doak Campbell)	L	10-28
9/15/90	6*/3		Tallahassee, Fla. (Doak Campbell)	L	6-48

## FURMAN // 16-9

12/21/85	-/-	I-AA CG	Tacoma, Wash. (Tacoma Dome)	W	44-42
12/17/88	-/-	I-AA CG	Pocatello, Idaho (Holt Arena)	L	12-17
9/19/92	-/13		Greenville, S.C. (Paladin)	W	21-0
11/6/93	3/-	SoCon	Statesboro (Paulson)	W	31-19
11/5/94	25/-	SoCon	Greenville, S.C. (Paladin)	W	31-26
11/4/95	22/-	SoCon	Statesboro (Paulson)	W	27-20
11/9/96	-/15	SoCon	Greenville, S.C. (Paladin)	L	14-21
11/8/97	11/-	SoCon	Statesboro (Paulson)	W	30-13
11/7/98	1/-	SoCon	Greenville, S.C. (Paladin)	W	45-17
11/6/99	4/7	SoCon	Statesboro (Paulson)	W	41-38
11/4/00	1/11	SoCon	Greenville, S.C. (Paladin)	L	10-45
11/3/01	4/2	SoCon	Statesboro (Paulson)	W	20-10

12/15/01	2/4	I-AA SF	Statesboro (Paulson)	L	17-24
11/9/02	9/4	SoCon	Greenville, S.C. (Paladin)	W	42-21
11/8/03	-/18	SoCon	Statesboro (Paulson)	W	29-24
11/6/04	2/3	SoCon	Greenville, S.C. (Paladin)	L	22-29
11/5/05	14/1	SoCon	Statesboro (Paulson)	W	27-24
11/11/06	-/10	SoCon	Greenville, S.C. (Paladin)	L	10-13
11/10/07	11/-	SoCon	Statesboro (Paulson)	L	22-24
11/15/08	-/16	SoCon	Greenville, S.C. (Paladin)	W	17-10
11/14/09	-/-	SoCon	Statesboro (Paulson)	L	22-30
11/20/10	-/-	SoCon	Greenville, S.C. (Paladin)	W	32-28
10/15/11	1/-	SoCon	Statesboro (Paulson)	W	50-20
10/20/12	3/-	SoCon	Greenville, S.C. (Paladin)	W	38-17
11/2/13	-/-	SoCon	Statesboro (Paulson)	L	14-16

## GARDNER-WEBB // 3-1

10/2/82	-/-		Boiling Springs, N.C. (Spangler)	L	6-44
10/1/83	-/-		Statesboro (Paulson)	W	25-11
9/7/02	12/-		Statesboro (Paulson)	W	56-0
9/4/21	-/-		Statesboro (Paulson)	W	30-25

## GEORGIA // 0-6

10/10/92	16/13*		Athens, Ga. (Sanford)	L	7-34
9/2/00	1/10*		Athens, Ga. (Sanford)	L	7-29
9/4/04	10/4*		Athens, Ga. (Sanford)	L	28-48
8/30/08	17/1*		Athens, Ga. (Sanford)	L	21-45
11/17/12	5/5*		Athens, Ga. (Sanford)	L	14-45
11/21/15	-/-		Athens, Ga. (Sanford)	L-OT	17-23

## GEORGIA STATE // 5-6

10/25/14	-/-	Sun Belt	Atlanta, Ga. (Georgia Dome)	W	69-31
12/5/15	-/-	Sun Belt	Statesboro (Paulson)	L	7-34
11/19/16	-/-	Sun Belt	Atlanta, Ga. (Georgia Dome)	L	24-30
11/4/17	-/-	Sun Belt	Statesboro (Paulson)	L	17-21
11/24/18	-/-	Sun Belt	Atlanta, Ga. (Ga. State Stadium)	W	35-14
11/30/19	-/-	Sun Belt	Statesboro (Paulson)	W	38-10
11/28/20	-/-	Sun Belt	Atlanta, Ga. (Center Parc)	L	24-30
10/30/21	-/-	Sun Belt	Statesboro (Paulson)	L	14-21
10/8/22	-/-	Sun Belt	Atlanta, Ga. (Center Parc)	L	33-41
10/26/23	-/-	Sun Belt	Statesboro (Paulson)	W	44-27
9/28/24	-/-	Sun Belt	Atlanta, Ga. (Center Parc)	W	38-21

## GEORGIA TECH // 0-2

9/13/14	-/-		Atlanta, Ga. (Bobby Dodd)	L	38-42
10/15/16	-/-		Atlanta, Ga. (Bobby Dodd)	L	24-35

## GLENVILLE ST. // 1-0

11/12/94	24/-		Statesboro (Paulson)	W	66-13
----------	------	--	----------------------	---	-------

## HOFSTRA // 1-0

12/2/00	5/12	I-AA QF	Statesboro (Paulson)	W	48-20
---------	------	---------	----------------------	---	-------

## HOWARD // 1-0

11/10/12	7/-		Statesboro (Paulson)	W	69-26
----------	-----	--	----------------------	---	-------

## IDAHO // 3-0

12/1/90	3/13	I-AA QF	Statesboro (Paulson)	W	28-27
10/11/14	-/-	Sun Belt	Statesboro (Paulson)	W	47-24
9/26/15	-/-	Sun Belt	Moscow, Idaho (Kibbie Dome)	W	44-20

## ILLINOIS ST. // 1-0

12/11/99	2/5	I-AA SF	Statesboro (Paulson)	W	28-17
----------	-----	---------	----------------------	---	-------

## INDIANA // 0-1

9/23/17	-/-		Bloomington, Ind. (Memorial)	L	17-52
---------	-----	--	------------------------------	---	-------

## JACKSON ST. // 1-0

11/30/85	-/-	I-AA R16	Statesboro (Paulson)	W	27-0
----------	-----	----------	----------------------	---	------

## JACKSONVILLE UNIVERSITY // 1-0

9/1/12	3/-		Statesboro (Paulson)	W	58-0
--------	-----	--	----------------------	---	------

## JACKSONVILLE ST. // 4-0

10/24/92	12/-		Statesboro (Paulson)	W	10-0
9/12/98	6/-		Statesboro (Paulson)	W	51-32
11/13/99	3/-		Jacksonville, Ala. (JSU)	W	51-14
11/16/02	4/-		Statesboro (Paulson)	W	41-3

## JAMES MADISON // 9-2

11/2/85	-/-		Harrisonburg, Va. (Bridgeforth)	L	6-21
11/15/86	5/-		Statesboro (Paulson)	W	45-35
11/7/87	-/-		Statesboro (Paulson)	W	26-7
11/5/88	-/-		Harrisonburg, Va. (Bridgeforth)	W	27-13
11/4/89	-/-		Harrisonburg, Va. (Bridgeforth)	W	36-21
11/3/90	9/-		Statesboro (Paulson)	W	31-13
10/19/91	15/-		Harrisonburg, Va. (Bridgeforth)	W	24-21
10/17/92	15/-		Statesboro (Paulson)	W	24-17
10/15/22	-/25	Sun Belt	Statesboro (Paulson)	W	45-38
10/14/23	-/RV	Sun Belt	Harrisonburg, Va. (Bridgeforth)	L	13-41
10/19/24	-/-	Sun Belt	Statesboro (Paulson)	W	28-14

## JOHNSON C. SMITH // 2-0

9/9/00	1/-		Statesboro (Paulson)	W	57-12
9/11/04	10/-		Statesboro (Paulson)	W	84-3

## LIBERTY // 3-1

9/29/84	-/-		Statesboro (Paulson)	W	48-11
11/11/95	21/-		Lynchburg, Va. (Williams)	W	7-6
11/16/96	-/-		Statesboro (Paulson)	W	45-14
12/21/19	-/-	Bowl	Liberty (Exploria)	L	16-23

## LOUISIANA // 1-5

11/10/16	-/-	Sun Belt	Statesboro (Paulson)	L	26-33
11/25/17	-/-	Sun Belt	Lafayette, La. (Cajun)	W	34-24
9/28/19	-/-	Sun Belt	Statesboro (Paulson)	L	24-37
9/26/20	-/19	Sun Belt	Lafayette, La. (Cajun)	L	18-20
9/25/21	-/-	Sun Belt	Statesboro (Paulson)	L	20-28
11/10/22	-/-	Sun Belt	Lafayette (Cajun)	L	17-36

## LOUISIANA STATE // 0-1

8/31/19	-/6		Baton Rouge, La. (Tiger)	L	3-55
---------	-----	--	--------------------------	---	------

## LOUISIANA TECH // 1-0

12/23/20	-/-	Bowl	New Orleans, La. (Superdome)	W	38-3
----------	-----	------	------------------------------	---	------

## MAINE // 4-0

11/28/87	-/-	I-AA R16	Statesboro (Paulson)	W	31-28
12/7/02	2/7	I-AA QF	Statesboro (Paulson)	W	31-7
12/10/11	2/13	FCS QF	Statesboro (Paulson)	W	35-23
9/7/19	-/6		Statesboro (Paulson)	W	26-18

## MARS HILL // 2-0

11/13/82	-/-		Mars Hill, N.C. (Meares)	W	17-3
11/12/83	-/-		Statesboro (Paulson)	W	35-9

## MARSHALL // 2-6

11/18/89	-/-		Statesboro (Paulson)	W	63-31
10/6/90	14/11		Huntington, W.Va. (Fairfield)	W	17-14
9/18/93	7/1	SoCon	Huntington, W.Va. (Edwards)	L	3-13
9/17/94	21/1	SoCon	Statesboro (Paulson)	L	13-34
9/16/95	13/4	SoCon	Huntington, W.Va. (Edwards)	L	7-37
9/21/96	13/1	SoCon	Statesboro (Paulson)	L	13-29
11/19/22	-/-	Sun Belt	Statesboro (Paulson)	L	10-23
11/11/23	-/-	Sun Belt	Huntington, W.Va. (Edwards)	L	33-38
10/12/24	-/-	Sun Belt	Statesboro (Paulson)	W	24-23

## MASSACHUSETTS // 3-2

12/19/98	1/12	I-AA CG	Chattanooga, Tenn. (Finley)	L	43-55
12/4/99	2/10	I-AA QF	Statesboro (Paulson)	W	38-21
10/21/17	-/-		Amherst, Mass. (McGuirk)	L	20-55
9/9/18	-/-		Statesboro (Paulson)	W	34-13
10/17/20	-/-		Statesboro (Paulson)	W	41-0

# SERIES RESULTS



## McNEESE ST. // 1-2

11/25/00	5/16	I-AA R16	Statesboro (Paulson)	W	42-17
9/13/03	2/3		Lake Charles, La. (Cowboy)	L	15-34
9/10/05	5/-		Statesboro (Paulson)	L	20-23

## MERCER // 1-4

1928	-/-	-		W	7-0
1930	-/-	-		L	0-77
1936	-/-	-		L	0-40
1937	-/-	-		L	0-77
1941	-/-	-		L	0-25

## MIAMI (FLA.) // 1-4

11/4/32	-/-		Miami, Fla. (Moore Park)	W	19-6
9/25/36	-/-		Miami, Fla. (Moore Park)	L	0-44
10/1/37	-/-		Miami, Fla. (Orange Bowl)	L	0-40
10/2/93	7*/3		Miami, Fla. (Orange Bowl)	L	7-30
9/3/94	3*/6		Miami, Fla. (Orange Bowl)	L	0-56

## MIDDLE TENNESSEE // 7-4

11/10/84	-/-		Murfreesboro, Tenn. (Floyd)	L	7-42
9/14/85	-/-		Statesboro (Paulson)	L	10-35
12/7/85	-/1	I-AA QF	Murfreesboro, Tenn. (Floyd)	W	28-21
9/20/86	1/4		Murfreesboro, Tenn. (Floyd)	W	34-31
9/19/87	-/-		Statesboro (Paulson)	W	17-13
9/24/88	-/-		Murfreesboro, Tenn. (Floyd)	L	10-26
9/21/89	-/-		Statesboro (Paulson)	W	26-0
12/2/89	-/-	I-AA QF	Statesboro (Paulson)	W	45-3
9/8/90	1/4		Murfreesboro, Tenn. (Floyd)	L	13-16
10/31/92	11/3		Statesboro (Paulson)	W	13-10
9/9/95	17/-		Atlanta, Ga. (Georgia Dome)	W	34-26

## MINNESOTA // 0-1

9/14/19			Minneapolis, Minn. (TCF Bank)	L	32-35
---------	--	--	-------------------------------	---	-------

## MISSISSIPPI // 0-2

11/5/16	-/-		Oxford, Miss. (Vaught-Hemingway)	L	27-37
11/5/16	-/5		Oxford, Miss. (Vaught-Hemingway)	L	13-52

## MISSISSIPPI COLLEGE // 1-0

11/7/92	8/-		Statesboro (Paulson)	W	30-0
---------	-----	--	----------------------	---	------

## MONTANA // 2-1

12/9/89	-/-	I-AA SF	Statesboro (Paulson)	W	45-15
12/2/95	15/8	I-AA QF	Missoula, Mont. (Washington)	L	0-45
12/16/00	5/1	I-AA CG	Chattanooga, Tenn. (Finley)	W	27-25

## MORGAN ST. // 1-0

9/3/22	-/-		Statesboro (Paulson)	W	59-7
--------	-----	--	----------------------	---	------

## MOREHEAD ST. // 1-0

11/12/05	10/-		Statesboro (Paulson)	W	63-17
----------	------	--	----------------------	---	-------

## NAVY // 0-2

9/11/10	-/-		Annapolis, Md. (Navy-Marine)	L	7-13
11/15/14	-/-		Annapolis, Md. (Navy-Marine)	L	19-52

## NC STATE // 0-1

8/30/14	-/-		Raleigh, N.C. (Carter-Finley)	L	23-24
---------	-----	--	-------------------------------	---	-------

## NEBRASKA // 1-0

9/10/22	-/-		Lincoln, Neb. (Memorial)	W	45-42
---------	-----	--	--------------------------	---	-------

## NEVADA // 3-0

12/23/86	4/1	I-AA SF	Reno, Nev. (Mackay)	W	48-38
12/15/90	3/4	I-AA CG	Statesboro (Paulson)	W	36-13
9/7/24	-/-		Reno, Nev. (Mackay)	W	20-17

## NEW HAMPSHIRE // 0-2

11/27/04	4/5	I-AA R16	Statesboro (Paulson)	L	23-27
9/10/17	-/-		Birmingham, Ala. (Legion)	L	12-22

## NEW MEXICO ST. // 5-1

10/4/14	-/-	Sun Belt	Las Cruces, N.M. (Aggie Memorial)	W	36-28
10/17/15	-/-	Sun Belt	Statesboro (Paulson)	W	56-26
10/22/16	-/-	Sun Belt	Las Cruces, N.M. (Aggie Memorial)	W	22-19
10/14/17	-/-	Sun Belt	Statesboro (Paulson)	L	27-35
10/20/18	-/-		Las Cruces, N.M. (Aggie Memorial)	W	48-31
10/26/19	-/-		Statesboro (Paulson)	W	41-7

## NEWBERRY // 4-5-1

1930	-/-	-		T	0-0
1931	-/-	-		L	13-19
1933	-/-	-		L	6-14
1934	-/-	-		L	20-21
1936	-/-	-		L	10-13
10/23/82	-/-		Statesboro, Ga. (Womack)	W	36-14
10/22/83	-/-		Augusta, Ga. (Butler)	L	24-27
10/20/84	-/-		Statesboro (Paulson)	W	41-16
10/26/85	-/-		Statesboro (Paulson)	W	38-17
9/3/88	-/-		Statesboro (Paulson)	W	55-7

## NICHOLLS ST. // 3-0

12/6/86	4/12	I-AA QF	Statesboro (Paulson)	W	55-31
10/14/89	-/-		Thibodaux, La. (Guidry)	W	21-13
11/23/91	-/-		Statesboro (Paulson)	W	40-6

## NORTH CAROLINA // 0-1

10/10/09	-/-		Chapel Hill, N.C. (Keenan)	L	12-42
----------	-----	--	----------------------------	---	-------

## NORTH CAROLINA A&T // 1-0

11/29/86	4/20	I-AA R16	Statesboro (Paulson)	W	52-21
----------	------	----------	----------------------	---	-------

## NORTH DAKOTA ST. // 0-3

10/7/06	21/11		Statesboro (Paulson)	L	14-34
12/17/11	2/4	FCS SF	Fargo, N.D. (Fargodome)	L	7-35
12/14/12	6/1	FCS SF	Fargo, N.D. (Fargodome)	L	20-23

## NORTHEASTERN // 2-0

9/3/05	6/-		Boston, Mass. (Parsons)	W-OT	41-38
9/13/08	15/-		Statesboro (Paulson)	W-OT	34-27

## NORTHERN ARIZONA // 1-0

11/27/99	2/17	I-AA R16	Statesboro (Paulson)	W	72-29
----------	------	----------	----------------------	---	-------

## NORTHERN IOWA // 1-0

12/14/85	-/-	I-AA SF	Cedar Falls, Iowa (UNI Dome)	W	40-33
----------	-----	---------	------------------------------	---	-------

## OLD DOMINION // 3-2

12/3/11	2/10	FCS R16	Statesboro (Paulson)	W	55-48
12/8/12	6/3	FCS QF	Norfolk, Va. (Ballard)	W	49-35
10/22/22	-/-	Sun Belt	Norfolk, Va. (Ballard)	W	28-23
11/18/23	-/-	Sun Belt	Statesboro (Paulson)	L	17-20
10/24/24	-/-	Sun Belt	Norfolk, Va. (Ballard)	L	17-49

## OHIO // 0-1

12/16/23	-/-	Bowl	Conway, S.C. (Brooks)	L	21-41
----------	-----	------	-----------------------	---	-------

## OREGON ST. // 0-1

9/18/99	1*/-		Corvallis, Ore. (Reser)	L	41-48
---------	------	--	-------------------------	---	-------

## PRESBYTERIAN COLLEGE // 3-0

9/17/83	-/-		Savannah, Ga. (Memorial)	W	35-21
9/8/84	-/-		Clinton, S.C. (Old Bailey)	W	41-6
10/22/11	1/-		Statesboro (Paulson)	W	48-14

## SAMFORD // 5-4

11/12/88	-/-		Statesboro (Paulson)	W	49-21
10/28/89	-/-		Birmingham, Ala. (Seibert)	W	52-7
11/17/90	7/-		Statesboro (Paulson)	W	31-24
11/8/08	-/-	SoCon	Statesboro (Paulson)	L	17-27
11/7/09	-/-	SoCon	Birmingham, Ala. (Seibert)	L	10-31
10/30/10	-/-	SoCon	Statesboro (Paulson)	L	13-20
9/3/11	3/-	SoCon	Birmingham, Ala. (Seibert)	W	31-17
9/29/12	10/25	SoCon	Statesboro (Paulson)	W	35-16
10/5/13	16/-	SoCon	Birmingham, Ala. (Seibert)	L	34-44

## SAM HOUSTON // 0-1

12/19/24	-/-	Bowl	New Orleans, La. (Superdome)	L	26-31
----------	-----	------	------------------------------	---	-------

## SAVANNAH ST. // 12-0 ^

11/24/83	-/-		Savannah, Ga. (Wright)	W	15-0
10/7/89	-/-		Statesboro (Paulson)	W	35-14
10/27/90	12/-		Statesboro (Paulson)	W	54-7
9/7/91	1/-		Statesboro (Paulson)	W	29-6
10/3/92	17/-		Statesboro (Paulson)	W	21-7
9/4/93	11/-		Statesboro (Paulson)	W	35-3
9/1/01	1/-		Statesboro (Paulson)	W	69-6
9/6/03	2/-		Statesboro (Paulson)	W	35-0
9/4/10	-/-		Statesboro (Paulson)	W	48-3
8/31/13	9/-		Statesboro (Paulson) ^	W	77-9
9/6/14	-/-		Statesboro (Paulson)	W	83-9
9/3/16	-/-		Statesboro (Paulson)	W	54-0

## SOUTH ALABAMA // 8-2

9/20/14	-/-	Sun Belt	Mobile, Ala. (Ladd-Peebles)	W	28-6
11/28/15	-/-	Sun Belt	Statesboro (Paulson)	W	55-17
9/10/16	-/-	Sun Belt	Mobile, Ala. (Ladd-Peebles)	W	24-9
11/18/17	-/-	Sun Belt	Statesboro (Paulson)	W	52-0
10/6/18	-/-	Sun Belt	Statesboro (Paulson)	W	48-13
10/3/19	-/-	Sun Belt	Mobile, Ala. (Ladd-Peebles)	W-2OT	20-17
10/29/20	-/-	Sun Belt	Statesboro (Paulson)	W	24-17
10/14/21	-/-	Sun Belt	Mobile, Ala. (Hancock Whitney)	L	14-41
11/5/22	-/-	Sun Belt	Statesboro (Paulson)	L	31-38
11/2/24	-/-	Sun Belt	Mobile, Ala. (Hancock Whitney)	W	34-30

## SOUTH CAROLINA ST. // 9-0

11/23/85	-/-		Orangeburg, S.C. (Dawson)	W	43-30
11/22/86	5/-		Statesboro (Paulson)	W	28-7
11/21/87	-/-		Orangeburg, S.C. (Dawson)	W	30-13
11/19/88	-/-		Statesboro (Paulson)	W	53-0
9/2/95	24/-		Statesboro (Paulson)	W	27-12
8/31/96	18/-		Orangeburg, S.C. (Dawson)	W	28-14
11/27/10/22/11	FCS FR		Statesboro (Paulson)	W	41-16
9/1/18	-/-		Statesboro (Paulson)	W	37-6
9/14/24	-/-		Statesboro (Paulson)	W	42-14

## SOUTH DAKOTA ST. // 3-1

10/30/04	2/-		Statesboro (Paulson)	W	63-7
10/29/05	19/-		Brookings, S.D. (Coughlin-Alumni)	W	55-42
10/6/07	-/-		Statesboro (Paulson)	W	41-38
9/12/09	-/25		Brookings, S.D. (Coughlin-Alumni)	L	6-44

## SOUTH FLORIDA // 2-0

11/15/97	8/-		Tampa, Fla. (Houlihan's)	W	24-23
11/14/98	1/19		Statesboro (Paulson)	W	28-23

## ST. FRANCIS (PA.) // 1-0 ^

9/7/13	10/-		Statesboro (Paulson) ^	W	59-17
--------	------	--	------------------------	---	-------

## STEPHEN F. AUSTIN // 2-0

12/3/88	-/-	I-AA QF	Statesboro (Paulson)	W	27-6
12/16/89	-/-	I-AA CG	Statesboro (Paulson)	W	37-34

^ - Vacated victory due to sanctions imposed by NCAA



# SERIES RESULTS

## STETSON // 0-7

1933	-/-	-	L	0-20
1934	-/-	-	L	0-19
1935	-/-	-	L	6-9
1936	-/-	-	L	0-24
1937	-/-	-	L	0-24
1938	-/-	-	L	0-28
1939	-/-	-	L	0-19

## TENNESSEE TECH // 2-0

10/5/85	-/-	Statesboro (Paulson)	W	34-0
10/4/86	4/-	Cookeville, Tenn. (Tucker)	W	59-13

## TEXAS ST. // 5-2

11/26/05	6/4	I-AA R16	San Marcos, Texas (Bobcat)	L	35-50
11/8/14	-/-	Sun Belt	San Marcos, Texas (Bobcat)	W	28-25
10/29/15	-/-	Sun Belt	Statesboro (Paulson)	W	37-13
10/11/18	-/-	Sun Belt	San Marcos, Texas (Bobcat)	W	15-13
11/14/20	-/-	Sun Belt	Statesboro (Paulson)	W	40-38
11/13/21	-/-	Sun Belt	San Marcos, Texas (Bobcat)	W	38-30
11/4/23	-/-	Sun Belt	San Marcos, Texas (Bobcat)	L	24-45

## THE CITADEL // 20-5

11/26/88	-/-	I-AA R16	Statesboro (Paulson)	W	38-20
11/24/90	3/15	I-AA R16	Statesboro (Paulson)	W	31-0
9/11/93	8/24	SoCon	Statesboro (Paulson)	W	16-6
11/19/94	24/-	SoCon	Charleston, S.C. (Hagood)	L	15-17
10/21/95	17/-	SoCon	Statesboro (Paulson)	W	27-0
10/26/96	-/-	SoCon	Charleston, S.C. (Hagood)	L	20-35
10/25/97	16/-	SoCon	Statesboro (Paulson)	W	49-7
10/24/98	1/-	SoCon	Charleston, S.C. (Hagood)	W	51-34
10/23/99	5/-	SoCon	Statesboro (Paulson)	W	34-17
10/21/00	1/-	SoCon	Charleston, S.C. (Hagood)	W	27-10
10/20/01	1/-	SoCon	Statesboro (Paulson)	W	14-6
10/26/02	10/-	SoCon	Charleston, S.C. (Hagood)	W	28-24
10/25/03	19/-	SoCon	Statesboro (Paulson)	L	24-28
10/23/04	2/-	SoCon	Charleston, S.C. (Hagood)	W	42-7
10/22/05	24/-	SoCon	Statesboro (Paulson)	W	49-14
10/28/06	-/-	SoCon	Charleston, S.C. (Hagood)	L	21-24
10/27/07	22/25	SoCon	Statesboro (Paulson)	W	21-17
11/1/08	-/-	SoCon	Charleston, S.C. (Hagood)	W-3OT	44-41
11/21/09	-/-	SoCon	Statesboro (Paulson)	W	13-6
10/23/10	-/-	SoCon	Charleston, S.C. (Hagood)	W	20-0
11/5/11	4/-	SoCon	Statesboro (Paulson)	W	14-12
9/8/12	3/-	SoCon	Charleston, S.C. (Hagood)	L	21-23
10/12/13	22/-	SoCon	Statesboro (Paulson)	W	28-21
9/19/15	-/-	SoCon	Statesboro (Paulson)	W	48-13
9/2/23	-/-	SoCon	Statesboro (Paulson)	W	34-0

## TROY // 7-14

1934	-/-	Troy, Ala.	L	12-19	
1935	-/-	Statesboro, Ga.	L	26-28	
1936	-/-	Troy, Ala.	L	0-14	
1937	-/-	Statesboro, Ga.	L	6-12	
1938	-/-	Statesboro, Ga.	L	0-7	
1939	-/-	Troy, Ala.	L	6-7	
1940	-/-	Statesboro, Ga.	L	0-14	
1941	-/-	Troy, Ala.	L	0-25	
9/24/83	-/-	Statesboro, Ga. (Womack)	L	27-28	
9/21/85	-/-	Troy, Ala. (Veterans Memorial)	W	17-10	
11/16/91	-/-	Statesboro (Paulson)	W	19-12	
11/14/92	6/-	Statesboro (Paulson)	L	0-21	
11/25/95	15/3	I-AA R16	Troy, Ala. (Veterans Memorial)	W	24-21
10/30/14	-/-	Sun Belt	Statesboro (Paulson)	W	42-10
11/14/15	-/-	Sun Belt	Troy, Ala. (Veterans Memorial)	W	45-10
12/3/16	-/-	Sun Belt	Statesboro (Paulson)	W	28-24
10/28/17	-/-	Sun Belt	Troy, Ala. (Veterans Memorial)	L	16-38
11/10/18	-/-	Sun Belt	Statesboro (Paulson)	L	21-35
11/9/19	-/-	Sun Belt	Troy, Ala. (Veterans Memorial)	L	28-49
11/7/20	-/-	Sun Belt	Statesboro (Paulson)	W	20-13
10/9/21	-/-	Sun Belt	Troy, Ala. (Veterans Memorial)	L	21-24
11/16/24	-/-	Sun Belt	Statesboro (Paulson)	W	24-14

## TUSCULUM // 1-0

9/10/11	2/-	Statesboro (Paulson)	W	62-21
---------	-----	----------------------	---	-------

## UAB // 1-1

9/17/22	-/-	Birmingham, Ala. (Protective)	L	21-35
9/9/23	-/-	Statesboro (Paulson)	W	49-35

## ULM // 8-3 ^

10/17/87	-/-	Monroe, La. (Malone)	L	17-26	
10/15/88	-/-	Statesboro (Paulson)	W	43-11	
9/29/90	17/15	Statesboro (Paulson)	W	33-14	
9/14/91	1/-	Monroe, La. (Malone)	L	13-21	
11/29/14	-/-	Sun Belt	Statesboro (Paulson) ^	W	22-16
10/3/15	-/-	Sun Belt	Monroe, La. (Malone)	W	51-31
9/17/16	-/-	Sun Belt	Statesboro (Paulson)	W	23-21
11/3/18	-/-	Sun Belt	Monroe, La. (Malone)	L	25-44
11/16/19	-/-	Sun Belt	Statesboro (Paulson)	W	51-29
10/3/20	-/-	Sun Belt	Monroe, La. (Malone)	W	35-30
10/21/23	-/-	Sun Belt	Statesboro (Paulson)	W	38-28

## VALDOSTA ST. // 6-1-1

9/25/82	-/-	Statesboro, Ga. (Womack)	T	27-27
11/20/82	-/-	Valdosta, Ga. (Bazemore-Hyder)	W	45-29
11/19/83	-/-	Valdosta, Ga. (Bazemore-Hyder)	L	29-34
10/27/84	-/-	Statesboro (Paulson)	W	38-8
9/2/89	-/-	Statesboro (Paulson)	W	31-10
9/1/90	1/-	Statesboro (Paulson)	W	17-10
9/12/92	-/-	Statesboro (Paulson)	W	24-13
8/30/97	-/-	Statesboro (Paulson)	W	45-26

## VILLANOVA // 1-0

11/25/89	-/-	I-AA R16	Statesboro (Paulson)	W	52-36
----------	-----	----------	----------------------	---	-------

## VMI // 10-0

10/23/93	6/-	SoCon	Lexington, Va. (Foster)	W	57-0
10/1/94	-/-	SoCon	Statesboro (Paulson)	W	49-0
11/18/95	17/-	SoCon	Norfolk, Va. (Ballard)	W	31-13
10/5/96	25/-	SoCon	Statesboro (Paulson)	W	20-17
10/4/97	17/-	SoCon	Lexington, Va. (Foster)	W	49-0
10/3/98	3/-	SoCon	Statesboro (Paulson)	W	63-7
10/2/99	1/-	SoCon	Lexington, Va. (Foster)	W	62-0
9/30/00	2/-	SoCon	Statesboro (Paulson)	W	56-3
9/29/01	1/-	SoCon	Lexington, Va. (Foster)	W	31-14
10/5/02	18/-	SoCon	Statesboro (Paulson)	W	52-7

## WEST GEORGIA // 2-1

9/9/89	-/-	Statesboro (Paulson)	W	48-7
9/10/94	9/-	Statesboro (Paulson)	L	14-15
9/8/07	-/-	Statesboro (Paulson)	W	45-21

## WEST VIRGINIA // 0-1

2015	-/-	Morgantown, W.Va. (Milan Puskar)	L	0-44
------	-----	----------------------------------	---	------

## WESTERN CAROLINA // 22-2

1941	-/-	-	L	7-14	
10/24/87	-/-	Cullowhee, N.C. (E.J. Whitmire)	W	37-16	
10/12/91	15/-	Statesboro (Paulson)	W	44-6	
10/9/93	8/20	SoCon	Statesboro (Paulson)	W	19-18
10/8/94	-/17	SoCon	Cullowhee, N.C. (E.J. Whitmire)	L	31-35
10/7/95	14/-	SoCon	Statesboro (Paulson)	W	42-0
10/12/96	-/-	SoCon	Cullowhee, N.C. (E.J. Whitmire)	W	38-28
10/11/97	11/-	SoCon	Statesboro (Paulson)	W	30-7
10/10/98	2/-	SoCon	Cullowhee, N.C. (E.J. Whitmire)	W	28-21
10/9/99	1/-	SoCon	Statesboro (Paulson)	W	70-7
10/7/00	1/-	SoCon	Cullowhee, N.C. (E.J. Whitmire)	W	42-24
10/6/01	1/-	SoCon	Statesboro (Paulson)	W	50-14
10/12/02	18/-	SoCon	Cullowhee, N.C. (E.J. Whitmire)	W	41-24
10/11/03	11/-	SoCon	Statesboro (Paulson)	W	31-25
10/9/04	3/-	SoCon	Cullowhee, N.C. (E.J. Whitmire)	W	38-16
10/8/05	21/-	SoCon	Statesboro (Paulson)	W	45-7
9/30/06	-/24	SoCon	Cullowhee, N.C. (E.J. Whitmire)	W	24-14

9/29/07	-/-	SoCon	Statesboro (Paulson)	W	50-21
10/25/08	-/-	SoCon	Cullowhee, N.C. (E.J. Whitmire)	W-OT	38-31
9/19/09	-/-	SoCon	Statesboro (Paulson)	W	27-3
11/13/10	-/-	SoCon	Cullowhee, N.C. (E.J. Whitmire)	W	28-6
9/24/11	1/-	SoCon	Statesboro (Paulson)	W	52-20
10/6/12	8/-	SoCon	Cullowhee, N.C. (E.J. Whitmire)	W	46-13
11/9/13	-/-	SoCon	Statesboro (Paulson)	W	35-19

## WESTERN ILLINOIS // 1-0

12/12/98	1/4	I-AA SF	Statesboro (Paulson)	W	42-14
----------	-----	---------	----------------------	---	-------

## WESTERN KENTUCKY // 2-1

11/1/86	9/-	Bowling Green, Ky. (L.T. Smith)	W	49-32	
10/31/87	-/-	Statesboro (Paulson)	W	23-20	
12/14/02	2/15	I-AA SF	Statesboro (Paulson)	L	28-31

## WESTERN MICHIGAN // 1-1

9/12/15	-/-	Statesboro (Paulson)	W	43-17
9/17/16	-/-	Kalamazoo, Mich. (Waldo)	L	31-49

## WILLIAM & MARY // 1-1

9/6/97	23/3	Statesboro (Paulson)	L	28-29	
12/4/10	22/4	FCS R16	Williamsburg, Va. (Zable)	W	31-15

## WISCONSIN // 0-1

2023	-/RV	Madison, Wis. (Camp Randall)	L	14-35
------	------	------------------------------	---	-------

## WOFFORD // 12-8

11/6/82	-/-	Statesboro, Ga. (Womack)	L	7-28	
11/5/83	-/-	Spartanburg, S.C. (Snider)	W	27-16	
9/20/97	20/-	SoCon	Spartanburg, S.C. (Gibbs)	W	22-7
9/19/98	3/-	SoCon	Statesboro (Paulson)	W	45-10
9/11/99	1/-	SoCon	Spartanburg, S.C. (Gibbs)	W	55-14
9/16/00	2/-	SoCon	Statesboro (Paulson)	W	24-17
11/24/01	2/-	SoCon	Spartanburg, S.C. (Gibbs)	W	48-10
9/21/02	9/-	SoCon	Statesboro (Paulson)	L	7-14
9/20/03	6/25	SoCon	Spartanburg, S.C. (Gibbs)	L	14-20
9/18/04	8/3	SoCon	Statesboro (Paulson)	W	58-14
9/17/05	14/-	SoCon	Spartanburg, S.C. (Gibbs)	L	17-21
11/4/06	-/-	SoCon	Statesboro (Paulson)	L	10-28
11/3/07	17/10	SoCon	Spartanburg, S.C. (Gibbs)	W	38-35
9/27/08	22/11	SoCon	Statesboro (Paulson)	L-OT	37-38
10/3/09	-/-	SoCon	Spartanburg, S.C. (Gibbs)	W	26-21
10/9/10	13/25	SoCon	Statesboro (Paulson)	L	31-33
12/11/10	22/6	FCS QF	Spartanburg, S.C. (Gibbs)	W	23-20
11/12/11	3/9	SoCon	Spartanburg, S.C. (Gibbs)	W	31-10
10/13/12	7/5	SoCon	Statesboro (Paulson)	W	17-19
9/14/13	10/16	SoCon	Spartanburg, S.C. (Gibbs)	L	20-30

## YOUNGSTOWN ST. // 1-3

11/2/91	14/-	Statesboro (Paulson)	L	17-19	
11/21/92	12/6	Youngstown, Ohio (Stambaugh)	L	10-21	
12/4/93	2/7	I-AA QF	Youngstown, Ohio (Stambaugh)	L	14-34
12/18/99	2/9	I-AA CG	Chattanooga, Tenn. (Finley)	W	59-24



# VS. CURRENT CONFERENCE MEMBERSHIP

## AMERICAN ATHLETIC (4-8)

OPPONENT	FIRST MEETING	LAST MEETING	LAST WIN	LAST LOSS	RECORD
Army West Point	2020	2020	-	11/21/20 - 27-28	0-1
East Carolina	1984	1987	N/A	9/26/87 - 13-16	0-3
Florida Atlantic	2020	2021	12/5/20 - 20-3	9/11/21 - 6-38	1-1
Navy	2010	2014	N/A	11/15/14 - 19-52	0-2
South Florida	1997	1998	11/14/98 - 28-23	N/A	2-0
UAB	2022	2023	9/9/23 - 49-35	9/17/22 - 21-35	1-1

## ASUN (4-3)

OPPONENT	FIRST MEETING	LAST MEETING	LAST WIN	LAST LOSS	RECORD
Austin Peay	2008	2008	9/6/08 - 34-20	N/A	1-0
Central Arkansas	2006	2012	12/1/12 - 24-16	11/18/06 - 31-34	1-1
Eastern Kentucky	1988	1993	11/27/93 - 14-12	10/5/91 - 6-10	2-2

## ATLANTIC COAST (1-10)

OPPONENT	FIRST MEETING	LAST MEETING	LAST WIN	LAST LOSS	RECORD
Clemson	2018	2018	N/A	9/15/18 - 7-38	0-1
Florida State	1988	1990	N/A	9/15/90 - 6-48	0-2
Georgia Tech	2014	2016	N/A	9/13/14 - 38-42	0-1
Miami (Fla.)	1932	1994	1932 - 19-16	9/3/94 - 0-56	1-4
North Carolina	2009	2009	N/A	10/10/09 - 12-42	0-1
NC State	2014	2014	N/A	8/30/14 - 23-24	0-1

## BIG 12 (10-3)

OPPONENT	FIRST MEETING	LAST MEETING	LAST WIN	LAST LOSS	RECORD
BYU	2021	2021	-	11/20/21 - 17-34	0-1
UCF	1982	1991	9/8/90 - 44-7	9/10/83 - 29-33	10-1
West Virginia	2015	2015	N/A	9/5/15 - 0-44	0-1

## BIG SKY (6-1)

OPPONENT	FIRST MEETING	LAST MEETING	LAST WIN	LAST LOSS	RECORD
Idaho	1990	2015	9/27/15 - 48-20	N/A	3-0
Montana	1989	2000	12/16/00 - 27-25	12/2/95 - 0-45	2-1
Northern Arizona	1999	1999	11/27/99 - 72-29	N/A	1-0

## BIG SOUTH (3-1)

OPPONENT	FIRST MEETING	LAST MEETING	LAST WIN	LAST LOSS	RECORD
Gardner-Webb	1982	2021	9/4/21 - 30-25	10/2/82 - 6-44	3-1

## BIG TEN (1-3)

OPPONENT	FIRST MEETING	LAST MEETING	LAST WIN	LAST LOSS	RECORD
Indiana	2017	2017	N/A	9/23/17 - 17-52	0-1
Minnesota	2019	2019	N/A	9/14/19 - 32-35	0-1
Nebraska	2022	2022	9/10/22 - 45-42	N/A	1-0
Wisconsin	2023	2023	N/A	9/16/23 - 14-35	0-1

## COASTAL ATHLETIC (20-6)

OPPONENT	FIRST MEETING	LAST MEETING	LAST WIN	LAST LOSS	RECORD
Albany (N.Y.)	2009	2009	9/5/2009 - 29-26	N/A	1-0
Campbell	2020	2020	9/12/20 - 27-26	-	1-0
Elon	1998	2013	11/16/13 - 38-20	9/26/09 - 14-28	11-3
<b>Maine</b>	<b>1987</b>	<b>2019</b>	<b>9/7/19 - 26-18</b>	<b>N/A</b>	<b>4-0</b>
New Hampshire	2004	2017	N/A	9/10/17 - 12-22	0-2
North Carolina A&T	1986	1986	11/29/86 - 52-21	N/A	1-0
Villanova	1989	1989	11/25/89 - 52-36	N/A	1-0
William & Mary	1997	2010	12/4/10 - 31-15	N/A	1-1

## CONFERENCE USA (26-11)

OPPONENT	FIRST MEETING	LAST MEETING	LAST WIN	LAST LOSS	RECORD
Delaware	1997	2010	9/8/01 - 38-7	12/18/10 - 10-27	2-3
FIU	2003	2004	11/13/04 - 53-32	N/A	2-0
<b>Jacksonville State</b>	<b>1992</b>	<b>2002</b>	<b>11/16/02 - 41-3</b>	<b>N/A</b>	<b>4-0</b>
Liberty	1984	2019	11/16/96 - 45-14	12/21/19 - 16-23	3-1
Louisiana Tech	2020	2020	12/23/20 - 38-3	N/A	1-0
Middle Tennessee	1984	1995	9/9/95 - 34-26	9/8/90 - 13-16	7-4
New Mexico State	2014	2019	10/26/19 - 41-7	10/14/17 - 27-35	5-1
Sam Houston	2024	2024	N/A	12/19/24 - 26-31	0-1
Western Kentucky	1986	2002	10/31/87 - 23-20	12/14/02 - 28-31	2-1

## FBS/FCS INDEPENDENTS (1-0)

OPPONENT	FIRST MEETING	LAST MEETING	LAST WIN	LAST LOSS	RECORD
Connecticut	1998	1998	12/5/98 - 52-30	N/A	1-0

## MID-AMERICAN (7-5)

OPPONENT	FIRST MEETING	LAST MEETING	LAST WIN	LAST LOSS	RECORD
Ball State	2022	2023	9/23/23 - 40-3	N/A	2-0
Bowling Green	2015	2015	12/23/15 - 58-27	N/A	1-0
Buffalo	2022	2022	N/A	12/27/22 - 21-23	0-1
Eastern Michigan	2018	2018	12/15/18 - 23-21	N/A	1-0
Ohio	2023	2023	N/A	12/16/23 - 21-41	0-1
UMass	1998	2020	10/17/20 - 41-0	10/21/17 - 20-55	2-2
Western Michigan	2015	2016	9/12/15 - 43-17	9/24/16 - 31-49	1-1

## MID-EASTERN ATHLETIC (11-0)

OPPONENT	FIRST MEETING	LAST MEETING	LAST WIN	LAST LOSS	RECORD
Howard	2012	2012	11/10/12 - 69-26	N/A	1-0
Morgan State	2022	2022	9/3/22 0 59-7	N/A	1-0
South Carolina State	1985	2024	9/14/24 - 42-14	N/A	9-0

## MISSOURI VALLEY (7-7)

OPPONENT	FIRST MEETING	LAST MEETING	LAST WIN	LAST LOSS	RECORD
Illinois State	1999	1999	12/11/99 - 28-17	N/A	1-0
North Dakota State	2006	2012	N/A	12/14/12 - 20-23	0-3
Northern Iowa	1985	1985	12/14/85 - 40-33	N/A	1-0
South Dakota State	2004	2009	10-6-07 - 41-38	9/12/09 - 6-44	3-1
Western Illinois	1998	1998	12/12/98 - 42-14	N/A	1-0
Youngstown State	1991	1999	12/18/99 - 59-24	12/4/93 - 14-34	1-3

## MOUNTAIN WEST (3-2)

OPPONENT	FIRST MEETING	LAST MEETING	LAST WIN	LAST LOSS	RECORD
Boise State	2024	2024	N/A	8/31/24 - 45-56	0-1
Colorado State	2007	2007	N/A	11/17/07 - 34-42	0-1
Nevada	1986	2024	9/7/24 - 20-17	N/A	3-0

## NORTHEAST (1-1) ^

OPPONENT	FIRST MEETING	LAST MEETING	LAST WIN	LAST LOSS	RECORD
Central Connecticut St.	2006	2006	N/A	9/9/06 - 13-17	0-1
Saint Francis (Pa.)	2013	2013	9/7/13 - 59-17 (^)	N/A	^ 1-0

## OHIO VALLEY (2-0)

OPPONENT	FIRST MEETING	LAST MEETING	LAST WIN	LAST LOSS	RECORD
Tennessee Tech	1985	1986	10/4/86 - 59-13	N/A	2-0

## PATRIOT (1-0)

OPPONENT	FIRST MEETING	LAST MEETING	LAST WIN	LAST LOSS	RECORD
Colgate	1998	1998	11/28/98 - 49-28	N/A	1-0

## PAC-12 (0-1)

OPPONENT	FIRST MEETING	LAST MEETING	LAST WIN	LAST LOSS	RECORD
Oregon State	1999	1999	N/A	9/18/99 - 41-48	0-1

## PIONEER (5-0)

OPPONENT	FIRST MEETING	LAST MEETING	LAST WIN	LAST LOSS	RECORD
Jacksonville	2012	2012	9/1/12 - 58-0	N/A	1-0
Morehead State	2005	2005	11/12/05 - 63-17	N/A	1-0
Presbyterian College	1983	2011	10/22/11 - 48-14	N/A	3-0

## SOCON (118-40)

OPPONENT	FIRST MEETING	LAST MEETING	LAST WIN	LAST LOSS	RECORD
Chattanooga	1984	2013	9/25/13 - 23-21	10/16/10 - 27-35	23-4
The Citadel	1988	2023	9/2/23 - 34-0	9/8/12 - 21-23	20-5
East Tennessee State	1983	2003	11/1/03 - 34-22	10/27/01 - 16-19	9-5
Furman	1985	2013	10/20/12 - 38-17	11/2/13 - 14-16	16-9
Mercer	1928	1941	1928 - 7-0	1941 - 0-25	1-3
Samford	1988	2013	9/29/12 - 35-16	10/5/13 - 34-44	5-4
VMI	1993	2002	10/5/02 - 52-7	N/A	10-0
Western Carolina	1941	2013	11/9/13 - 35-19	10/8/94 - 31-35	22-2
Wofford	1982	2013	10/13/12 - 19-17	9/14/13 - 20-30	12-8

## SOUTHEASTERN (1-15)

OPPONENT	FIRST MEETING	LAST MEETING	LAST WIN	LAST LOSS	RECORD
Alabama	2011	2011	N/A	11/19/11 - 21-45	0-1
Arkansas	2021	2021	N/A	9/18/21 - 10-45	0-1
Auburn	1991	2017	N/A	9/2/17 - 7-41	0-2
Florida	1986	2013	11/23/13 - 26-20	8/7/96 - 14-62	1-2
Georgia	1992	2015 (ot)	N/A	11/21/15 - 17-23	0-6
LSU	2019	2019	N/A	8/31/19 - 3-55	0-1
Ole Miss	2016	2024	N/A	9/21/24 - 13-52	0-2

## SOUTHLAND (6-2)

OPPONENT	FIRST MEETING	LAST MEETING	LAST WIN	LAST LOSS	RECORD
McNeese State	2000	2005	11/25/00 - 42-17	9/10/05 - 20-23	1-2
Nicholls State	1986	1991	11/23/91 - 40-6	N/A	3-0
Stephen F. Austin	1988	1989	12/16/89 - 37-34	N/A	2-0

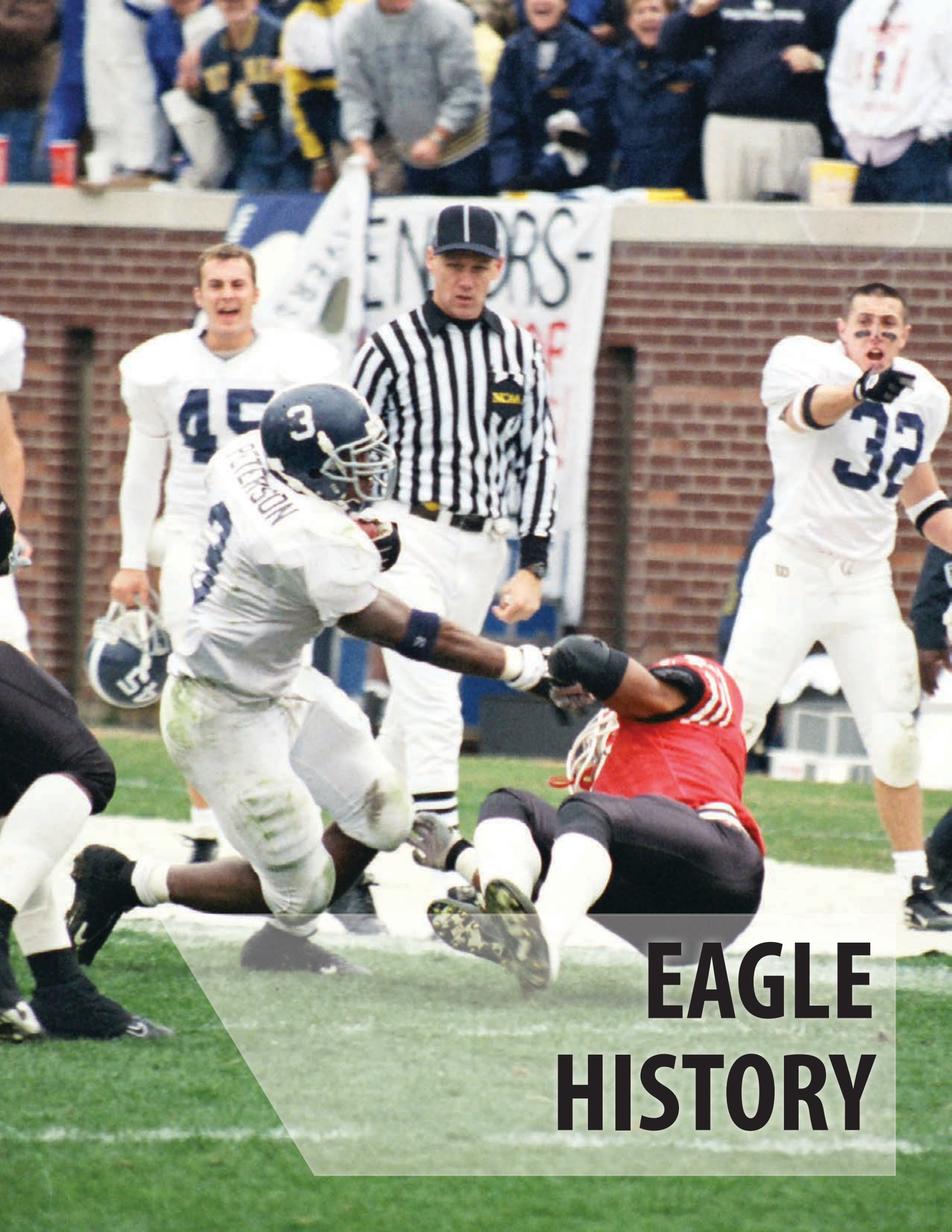
## SWAC (15-2)

OPPONENT	FIRST MEETING	LAST MEETING	LAST WIN	LAST LOSS	RECORD
Bethune-Cookman	1984	2002	11/30/02 - 34-0	N/A	6-0
Florida A&M	1984	2001	12/1/01 - 60-35	9/5/92 - 17-28	8-2
Jackson State	1985	1985	11/30/85 - 27-0	N/A	1-0

## SUN BELT (75-72-1) ^

OPPONENT	FIRST MEETING	LAST MEETING	LAST WIN	LAST LOSS	RECORD
App State	1932	2024	11/26/22 - 51-48	11/25/23 - 27-55	16-22-1
Arkansas State	1986	2021	10/2/21 - 59-33	11/23/19 - 33-38	3-3
Coastal Carolina	2006	2024	11/23/24 - 26-6	10/1/22 - 30-34	7-4
Georgia State	2014	2024	9/28/24 - 38-21	10/8/22 - 33-31	5-6
James Madison	1985	2024	10/19/24 - 28-14	10/14/23 - 13-41	9-2
Louisiana	2016	2022	11/25/17 - 34-24	11/10/22 - 17-36	1-5
Marshall	1989	2024	10/12/24 - 24-23	11/11/23 - 33-38	3-6
Old Dominion	2011	2024	10/22/22 - 28-23	10/24/24 - 19-47	3-3
South Alabama	2014	2024	11/2/20 - 34-30	11/5/22 - 31-38	8-2
Texas State	2005	2023	11/13/21 - 38-30	11/4/23 - 24-45	5-2
Troy	1934	2024	11/7/20 - 20-13	10/9/21 - 21-24	7-14
ULM	1987	2023	10/21/23 - 38-28	11/16/19 - 51-29	^ 8-3

^ - Vacated victory due to sanctions imposed by NCAA



# EAGLE HISTORY

## 1908

First District Agricultural & Mechanical School founded with four faculty members and 15 students.

## 1924

The school's name is changed to Georgia Normal School as a training ground for educators.

## 1924

First football team at Georgia Normal School under the direction of E.G. Cromartie.

## 1929

The school's name is changed to South Georgia Teacher's College.

## 1939

The school's name is changed to Georgia Teacher's College.

## 1941

Shortly after the final game of the 1941 season, the United States becomes involved in World War II and all sports are discontinued.

## 1959

The school's name is changed to Georgia Southern College.

## February, 1980

Georgia Southern College President Dale Lick establishes a community-wide committee to report on "Football at Georgia Southern, A Feasibility Study."

## January 21, 1981

Committee makes final report that football is feasible at Georgia Southern, and recommends it be started.

## April 9, 1981

Dr. Dale Lick announces that Georgia Southern will begin an intercollegiate football program in the fall of 1981 with the first game scheduled for the fall of 1982.

## May 23, 1981

Georgia Southern announces the hiring of Erskine (Erk) Russell as head coach.

## July 1, 1981

Russell assumes his duties as head coach.

## September 28, 1981

Football practice begins at Georgia Southern for the first time in 40 years with 126 players, all walk-ons.

## October 31, 1981

Football intrasquad scrimmage is played in Dublin, Georgia, at the Shamrock Bowl.

## January 30, 1982

Stadium site on the southwest quarter of campus is announced.

## September 11, 1982

### FOOTBALL RETURNS TO GEORGIA SOUTHERN

Eagles play Central Florida in Jacksonville's Gator Bowl, taking a 16-9 win over the Knights in front of 7,350 fans.

## September 25, 1982

First collegiate football game in Statesboro in 41 years as the Eagles face Valdosta State at Statesboro High School. The teams played to a 27-27 tie, the only tie in program history.

## September 1, 1984

Georgia Southern plays its first game as a member of the NCAA Division I-AA, beating Florida A&M 14-0 in Savannah.

## September 29, 1984

Georgia Southern opens Allen E. Paulson Stadium with a 48-11 win over Liberty.

## October 5, 1985

Georgia Southern rebounds from a Paulson Stadium loss to Middle Tennessee St. three weeks earlier with a 34-0 drubbing of Tennessee Tech. The win initiates a streak of 38-straight home wins to set an FCS Record.

## December 21, 1985

### NCAA I-AA NATIONAL CHAMPIONS

Georgia Southern defeats Furman 44-42 in Tacoma, Washington, behind 419 yards passing from Tracy Ham. A 13-yard pass from Ham to Frank Johnson with 10 seconds remaining gives the Eagles' the win.

## December 19, 1986

### NCAA I-AA NATIONAL CHAMPIONS

Georgia Southern defeats Arkansas State 48-21 to win the program's second-straight national championship. Ham threw for 306 yards and ran for 180 and three touchdowns as the Eagles became the first team in I-AA history to repeat as champions.

## December 17, 1988

Georgia Southern makes its third NCAA Division I-AA National Championship Game appearance, falling to Furman 17-12 in Pocatello, Idaho.

## February 23, 1989

The NCAA awards Georgia Southern, Statesboro and Savannah the rights to host the NCAA Division I-AA National Championship Game for a three-year period (1989, 1990, 1991) at Paulson Stadium.

## September 13, 1989

The Board of Regents of the University System of Georgia votes to change the name of Georgia Southern College to Georgia Southern University.

## September 21, 1989

Georgia Southern defeats arch rival Middle Tennessee St. 26-0 in a nationally televised game on ESPN. The game, played only 180 miles from the eye of Category 4 Hurricane Hugo, was also the first night game at Paulson Stadium. For safety, an open phone-line existed from the Paulson Stadium press box to the National Hurricane Center in Coral Gables, Florida, where updated reports were continuously fed to game officials.

## December 16, 1989

### NCAA I-AA NATIONAL CHAMPIONS

Georgia Southern captures its third NCAA Division I-AA National Championship in five years with a 37-34 win over Stephen F. Austin. A record crowd of 25,725 saw the Eagles score the game's final 10 points in the win to cap a 15-0 season.

## December 20, 1989

Head coach Erk Russell announces his retirement from coaching. He follows by accepting a promotion to Assistant Athletic Director for Football Operations. Tim Stowers is named the next head coach of the Georgia Southern Eagles.

## July 1, 1990

Georgia Southern officially receives University status and the name is changed for a fifth time.

## September 22, 1990

Georgia Southern's record 38-game home winning streak comes to an end as Eastern Kentucky drops the Eagles 42-34 in Paulson Stadium. The loss is just the second for the Eagles inside "the friendly confines."

## December 15, 1990

### NCAA I-AA NATIONAL CHAMPIONS

Georgia Southern wins its fourth National Championship with a 36-13 victory over Nevada at Paulson Stadium. Raymond Gross rushed for 145 yards while the defense made a crucial goalline stand early in the third quarter en route to the win.

## September 11, 1993

No. 8 Georgia Southern posts a 16-6 victory over No. 24 The Citadel in its inaugural Southern Conference game. A crowd of 12,921 witnessed the excitement of a new era in Eagle Football.

## November 21, 1993

Georgia Southern becomes the 11th school in Division I history to win a conference championship in its first season of membership when it defeated East Tennessee St., 31-24, in Johnson City. With the title comes an automatic bid to the NCAA I-AA playoffs (the first automatic bid for Georgia Southern), where the top-seeded advance to the quarterfinals, losing to eventual champion Youngstown St.

## April 1, 1996

Assistant Athletics Director Frank Ellwood named interim head coach of the Georgia Southern Eagles following the dismissal of Tim Stowers by athletics director Sam Baker. Stowers had a 53-23 overall record in six seasons including the 1990 I-AA National Championship. Ellwood previously served as head coach at Marshall University from 1975-78 and was an assistant at Ohio State, Ohio University and the Air Force Academy.

## November 14, 1996

Georgia Southern hires former assistant coach and then-Navy offensive coordinator Paul Johnson as the program's fourth head coach in the modern era. He proceeds to post a 62-10 record and wins two national championships.

## September 27, 1997

Georgia Southern bounces back from a Paulson Stadium loss to No. 2 William & Mary three weeks earlier with a 37-10 win over Chattanooga. The win starts a run of 39 consecutive home wins.

## November 8, 1997

The Eagles return to national prominence and the I-AA playoffs under the direction of first-year head coach Paul Johnson. Georgia Southern captures its second Southern Conference title by defeating Furman 30-13 in front of 18,269 fans at Paulson Stadium - the largest crowd to watch Eagle Football in Statesboro since Nov. 16, 1991 (a span of 39 home games). Johnson became only the second SoCon Coach to that point to win a league title in his first season.



## October 17, 1998

In front of a Paulson Stadium crowd of 20,353, Georgia Southern's largest since the 1990 I-AA National Championship Game win over Nevada, the Eagles defeat Appalachian St. 37-24 and subsequently move to first place both The Sports Network and ESPN/USA Today polls.

## November 7, 1998

The Eagles' 45-17 rout of Furman in Greenville earns Georgia Southern its second-consecutive Southern Conference Championship. Georgia Southern was just the third team in the 1990s to post a perfect 8-0 league record.

## December 19, 1998

Georgia Southern makes its sixth NCAA Division I-AA National Championship Game appearance, falling to Massachusetts 55-43 in Chattanooga, Tennessee.

## November 6, 1999

Georgia Southern records its 100th win in Paulson Stadium in just its 111th game at the 15-year old facility with a thrilling 41-38 win over Southern Conference rival Furman.

## December 6, 1999

Sophomore fullback Adrian Peterson becomes the first Georgia Southern player to earn the Walter Payton Award, the honor recognizing him as the most outstanding I-AA player in the nation.

## December 18, 1999

### NCAA I-AA NATIONAL CHAMPIONS

Georgia Southern captures its unprecedented fifth NCAA I-AA National Championship with a runaway win over Youngstown State, 59-24. Adrian Peterson scored three touchdowns with 247 yards rushing in the game that was over at halftime.

## December 16, 2000

### NCAA I-AA NATIONAL CHAMPIONS

Georgia Southern wins its sixth NCAA I-AA National Championship with a 27-25 victory over Montana in Chattanooga. The Eagles withstood a late Grizzly run with Montana scoring 21 second-half points. A 57-yard touchdown run by Adrian Peterson with 11:29 remaining in the game put the Eagles ahead for good.

## December 15, 2001

The Eagles' NCAA I-AA record 39-game home winning streak comes to a halt as Furman stuns Georgia Southern 24-17 during the semifinal round of the I-AA playoffs at Paulson Stadium. The loss also served as Georgia Southern's first home playoff setback after 27-straight postseason wins at home.

## December 16, 2001

Less than 24 hours after suffering a devastating home playoff loss to rival Furman, Georgia Southern moves forward and prepares for the future by promoting offensive coordinator Mike Sewak to head coach after Paul Johnson accepted the position at Navy just one week earlier. The announcement is made by Georgia Southern Director of Athletics Sam Baker and welcomed by a full-capacity crowd at the Lupton Building.

## November 9, 2002

Despite starting the season with an 1-3 record, first-year head coach Mike Sewak guides Georgia Southern to its sixth-straight Southern Conference Championship with a 42-21 win over Furman in Greenville.

## November 5, 2005

The Eagles rallied late in the fourth quarter to defeat top-ranked Furman 27-24. That marked the first time Georgia Southern had defeated the nation's No. 1 team in a regular season game. The game was played in front of a crowd of 19,808 fans who rushed the field after the win.

## December 9, 2005

In front of a large crowd at the Nessmith-Lane Continuing Education Building, Director of Athletics Sam Baker introduced Jacksonville Jaguars' linebacker coach Brian VanGorder as head coach. Prior to his year in Jacksonville, VanGorder spent four years as defensive coordinator at the University of Georgia.

## January 19, 2007

Chris Hatcher is named the program's sixth full-time head coach in the modern era. Hatcher had spent the previous seven seasons as the head coach at Valdosta State.

## July 21, 2007

Tracy Ham is inducted into the College Football Hall of Fame in South Bend, Indiana, becoming the first Georgia Southern player to earn the honor.

## September 7, 2007

Georgia Southern unveiled the late Coach Erk Russell's name and championship jerseys to the two retired jerseys at Paulson Stadium.

## October 12, 2007

The University System of Georgia approved the naming of "Erk Russell Athletic Park" in honor of Coach Russell.

## December 13, 2007

Senior quarterback Jayson Foster wins the Walter Payton Award, an honor recognizing him as the most outstanding I-AA player in the nation.

## November 21, 2009

Just an hour after taking a 13-6 win over The Citadel to close the 2009 season, the local media was summoned back to Bishop Field House by Athletics Director Sam Baker. Hatcher was dismissed as head coach following just the third losing season in program history.

## November 29, 2009

Former Georgia Southern assistant and then-Georgia Tech offensive coordinator Jeff Monken named the seventh head coach in the modern era of Georgia Southern football.

## November 6, 2010

Eagles upset No. 1-ranked Appalachian State 21-14 in overtime at Paulson Stadium to close the regular season with three-straight win and earn the program's first playoff appearance since 2005.

## September 12, 2011

Georgia Southern returns to the top spot in the FCS polls following a 62-21 win over Tusculum. The Eagles earned the No. 1 ranking for the first time since October 2001.

## November 23, 2013

In the Eagles' final game as a member of the FCS, Georgia Southern takes a 26-20 win over Florida in front of 82,459 fans at Ben Hill Griffin Stadium. It was the Eagles' first win over an FBS opponent.

## December 24, 2014

Head coach Jeff Monken leaves Georgia Southern to take the head coach position at Army.

## January 10, 2014

Willie Fritz is named the eighth head coach in the modern era of Georgia Southern Football after a four-year stay at Sam Houston State.

## May 10, 2014

An expanded Paulson Stadium is christened as Spring 2014 Commencement is held. The new mid-deck expanded the stadium's capacity to 25,000 following the addition of new seating areas on the north side of the stadium.

## July 1, 2014

Georgia Southern becomes an official member of the Sun Belt Conference.

## September 25, 2014

The Ted Smith Family Football Center is dedicated before the Eagles take a 34-14 win over Appalachian State in front of a national television audience. The new 50,000-square-foot building, located between the east end zone and Lanier Drive, contains locker rooms, meeting spaces, coaches' offices, a strength and conditioning center, athletic training facility and equipment room.

## November 29, 2014

With a 22-16 victory over UL Monroe at home, Georgia Southern captures the program's first Sun Belt Championship with a perfect 8-0 league mark.

## October 29, 2015

With a 37-13 victory over Texas State at home, Georgia Southern becomes bowl eligible for the first time in program history.

## December 11, 2015

Head coach Willie Fritz leaves Georgia Southern to take the head coach position at Tulane after just two years in Statesboro.

## December 20, 2015

Tyson Summers is named the ninth full-time head coach in the modern era of Georgia Southern Football, coming from Colorado State where he was the defensive coordinator for a year.

## December 23, 2015

Behind the leadership of interim head coach Dell McGee, Georgia Southern rolls past Bowling Green, 58-27, in the GoDaddy Bowl, the program's first bowl game.

## October 22, 2017

Head coach Tyson Summers is relieved of his duties as the head coach of the Georgia Southern Eagles and assistant head coach Chad Lunsford is named the interim head coach.

## November 27, 2017

Athletic director Tom Kleinlein removes the interim tag and promotes Chad Lunsford to be the 10th full-time head coach in the modern era of Georgia Southern football.

## September 26, 2021

Head coach Chad Lunsford is relieved of his duties as the head coach of the Georgia Southern Eagles and assistant coach Kevin Whitley is named the interim head coach.

## November 2, 2021

Athletic director Jared Benko names former USC head coach Clay Helton be the 11th full-time head coach in the modern era of Georgia Southern football.

## 1985 NATIONAL CHAMPIONS

Overall Record: 13-2



### 1985

Sept. 7	#Florida A&M	W 27-21
Sept. 14	Middle Tennessee State	L 10-35
Sept. 21	at Troy State	W 17-10
Sept. 28	at Chattanooga	W 19-14
Oct. 5	Tennessee Tech	W 34-0
Oct. 12	Bethune-Cookman	W 46-24
Oct. 26	Newberry	W 38-17
Nov. 2	at James Madison	L 6-21
Nov. 9	Central Florida	W 35-18
Nov. 16	East Tennessee State	W 46-7
Nov. 23	at South Carolina State	W 43-30
Nov. 30	^Jackson State	W 27-0
Dec. 7	^at Middle Tennessee St.	W 28-21
Dec. 14	^at Northern Iowa	W 40-33
Dec. 21	^^Furman	W 44-42

# - at Jacksonville

^ - NCAA I-AA Playoff Game,

^^ - I-AA National Championship (Tacoma, WA)

### STATISTICAL LEADERS

#### Rushing:

Player	ATT.	YDS.	Avg	TD
Tracy Ham	234	1131	4.8	11
Ricky Harris	145	1051	7.3	6
Gerald Harris	183	962	5.3	17

#### Passing:

Player	ATT.	COMP	YDS	TD
Tracy Ham	238	134	2184	15
Ernest Thompson	53	21	200	2

#### Receiving:



Player	REC.	YDS.	TD
Ricky Harris	29	171	0
Monty Sharpe	26	550	7



"In the **feast** that was Saturday's NCAA Division I-AA national championship, the Lamb was **excellent** but the Ham was **superb**. And Georgia Southern coach Erk Russell dined on a national championship all his own."

- Ed Hinton

*The Atlanta Journal and Constitution*





# NATIONAL CHAMPIONSHIP SEASONS

## ERK'S EAGLES HAVE LANDED!

Georgia Southern defeats Furman 44-42 for national title  
(December 21, 1985)

**TACOMA, Wash.** - In the greatest comeback in Football Championship Subdivision title game history, Georgia Southern rallied from a 22-point third-quarter deficit to defeat Furman 44-42 and win its first I-AA national championship. Tracy Ham hit Frank Johnson on a 13-yard scoring strike with 10 seconds left in the game to give the Eagles the victory. Ham finished the game with 419 yards passing and another 90 yards rushing. Johnson caught seven passes for 148 yards, all in the second half. Georgia Southern scored 38 points in the final 21:51 of the game to overcome a 28-6 Furman lead.

GEORGIA SOUTHERN	0	6	22	16	--	44
FURMAN	7	14	7	14	--	42

FU	1	2:50	John Bagwell 1-yd run (Keven Esval kick)
<b>GSC</b>	<b>2</b>	<b>13:33</b>	<b>Tim Foley 44-yd field goal</b>
FU	2	8:22	Bagwell 9-yd run (Esval kick)
<b>GSC</b>	<b>2</b>	<b>3:08</b>	<b>Foley 33-yd field goal</b>
FU	2	0:56	Bobby Lamb 10-yd run (Esval kick)
FU	3	10:57	Larry Grady 33-yd pass from Lamb (Esval kick)
<b>GSC</b>	<b>3</b>	<b>6:51</b>	<b>Monty Sharpe 24-yd pass from Tracy Ham (Ham run)</b>
<b>GSC</b>	<b>3</b>	<b>4:35</b>	<b>Frank Johnson 40-yd pass from Ham (Foley kick)</b>
<b>GSC</b>	<b>3</b>	<b>2:28</b>	<b>Gerald Harris 52-yd run (Foley kick)</b>
<b>GSC</b>	<b>4</b>	<b>12:51</b>	<b>Herman Barron 12-yd pass from Ham (Foley kick)</b>
FU	4	7:51	Bagwell 7-yd run (Esval kick)
<b>GSC</b>	<b>4</b>	<b>3:37</b>	<b>Foley 39-yd field goal</b>
FU	4	1:32	Bagwell 4-yd run (Esval kick)
<b>GSC</b>	<b>4</b>	<b>0:10</b>	<b>Johnson 13-yd pass from Ham (kick failed)</b>

GSC	TEAM STATS	FU
28	First Downs	28
40	Rushing Attempts	45
221	Net Yards rushing	288
419	Passing yards	210
77-640	Plays-total yards	67-498
1-9	Sacks by (-yards)	1-5
37	Pass attempts	22
23	Completions	14
1	Had Intercepted	0
1-0	Fumbles-lost	0-0
12-98	Penalties-yds	3-40
1-34	Punts-Avg.yds	4-37.7
9x16	3rd down Conversions	6x11
31:33	Time of Possession	28:27



### INDIVIDUAL LEADERS

#### Rushing

**GSC**- G.Harris: 10-92/1td; Ham: 19-90.

**FU**- Bagwell: 15-73/4td; Jager: 8-64

#### Passing

**GSC**- Ham: 37-23-1, 419/4td. **FU**- Lamb: 22-14-0, 210/1td

#### Receiving

**GSC**- Johnson: 7-148-2; Sharpe: 3-74-1.

**FU**- Grady: 3-67-1; Speaks: 3-53.

#### Defensive Leaders

**GSC**- Rossignol: 3tt, 1tfl (-9), 1 sck; Durham: 8tt; Jenkins: 8tt.

**FU**- Blankenship: 11tt, 1tfl, (-1); Squire: 10tt.

Georgia Southern 27, Jackson State 0  
Nov. 30, Allen E. Paulson Stadium, Statesboro

#### -First Round-

Tracy Ham and Tony Belser connected on two long touchdown passes to lead Georgia Southern to a 27-0 win over Jackson State. Ham hit Belser on a 48-yard pass early in the first quarter and a 45-yarder early in the fourth quarter to seal the victory. The defense recorded its second shutout of 1985.

The Eagles held Jackson State to just 105 yards on the ground and forced five turnovers on the afternoon, including four interceptions of Tiger quarterback Shannon Boyd. Sophomore cornerback Nay Young recorded two of those pickoffs and three pass breakups. His 43-yard return to the JSU 26-yard line on the first theft set up fullback Gerald Harris' one-yard plunge to make the score 17-0.

Georgia Southern 28, Middle Tennessee State 21  
Dec. 7, Johnny Floyd Stadium, Murfreesboro, Tenn.

#### -Quarterfinals-

Georgia Southern scored 21 unanswered points and then held off a Middle Tennessee rally to upset the nation's No. 1-ranked team. Gerald Harris rushed for 148 yards and Tracy Ham passed for 125 yards to lead the Eagles. Defensively, Nay Young had two key interceptions to stop the Blue Raiders. The win avenged a 35-10 loss to MTSU earlier in the season.

Young's second interception of the game and fourth of the playoffs stopped the Blue Raiders deep in Georgia Southern territory late in the contest. Earlier, Young stopped an MTSU drive at the Eagle 14-yard line with 10 seconds remaining in the first half to preserve a 21-0 GSU lead at intermission.

Georgia Southern 40, Northern Iowa 33  
Dec. 14, UNI Dome, Cedar Falls, Iowa


#### -Semifinals-

Gerald Harris rushed for 178 yards and Tracy Ham added 157 to pace the Eagles. The game had eight touchdowns and five field goals. Over 1,000 yards were amassed by the two teams and 52 first downs were recorded. There were eight lead changes in the game and only four punts in one of Georgia Southern's wildest games ever.

The Eagles rolled up 436 yards on the ground, averaging nearly nine yards per carry. Junior safety Brad Bowen picked off two Panther passes and broke up another, while recording nine tackles. Senior linebacker Charles Carper added 12 tackles.

## 1986 NATIONAL CHAMPIONS

Overall Record: 13-2



### 1986

Aug. 30	at Florida	L 14-38
Sept. 13	#Florida A&M	W 35-12
Sept. 20	at Middle Tennessee St.	W 34-31
Sept. 27	Chattanooga	W 34-14
Oct. 4	at Tennessee Tech	W 59-13
Oct. 11	Bethune-Cookman	W 52-31
Oct. 18	at East Carolina	L 33-35
Nov. 1	at Western Kentucky	W 49-32
Nov. 8	at Central Florida	W 33-23
Nov. 15	James Madison	W 45-35
Nov. 22	South Carolina State	W 28-7
Nov. 29	^North Carolina A&T	W 52-21
Dec. 6	^Nicholls State	W 55-31
Dec. 13	^at Nevada-Reno	W 48-38
Dec. 20	^^Arkansas State	W 48-21

# - at Jacksonville  
 ^ - NCAA I-AA Playoff Game,  
 ^^ - I-AA National Championship (Tacoma, WA)

### STATISTICAL LEADERS

**Rushing:**

Player	ATT.	YDS.	Avg	TD
Tracy Ham	288	1709	5.9	26
Gerald Harris	280	1469	5.2	28
Ricky Harris	54	556	10.3	4

**Passing:**

Player	ATT.	COMP	YDS	TD
Tracy Ham	243	134	2495	13
Ken Burnette	10	5	110	2

**Receiving:**

Player	REC.	YDS.	TD
Monty Sharpe	28	544	5
Frank Johnson	26	582	2



**"Everything has just come so far so fast... Its hard to explain how I feel. I'm still in a state of shock."**



- Erk Russell

Former Eagle Head Coach on winning the 1986 Championship

**"I understand this is the first time anybody has **WON** it back to back. When you consider our **history**, it shouldn't have happened. It was hard to believe last year and it's still hard to believe."**

- Erk Russell

Former Eagle Head Coach on winning the 1986 Championship





# NATIONAL CHAMPIONSHIP SEASONS

## EAGLES DO IT AGAIN!

Ham's 486 yards help Southern win title  
(December 20, 1986)

**TACOMA, Wash.** - Tracy Ham rushed for 180 yards and three touchdowns and completed 12-of-21 passes for 306 yards and another score to lead Georgia Southern to its second consecutive I-AA national championship. Against the nation's top-rated I-AA defense, Georgia Southern gained 603 yards in total offense, 297 rushing and 306 passing (7.5 yards per play). Tim Foley set a championship game record with four field goals, all in the first half. With the win, Georgia Southern became the first school to ever win back-to-back national championships in Division I-AA.

<b>GEORGIA SOUTHERN</b>	10	16	15	7	--	48
<b>ARKANSAS STATE</b>	7	0	8	6	--	21

<b>GSC</b>	<b>1</b>	<b>11:03</b>	<b>Tim Foley 20-yd field goal</b>
<b>GSC</b>	<b>1</b>	<b>6:08</b>	<b>Gerald Harris 1-yd run (Foley kick)</b>
<b>ASU</b>	<b>1</b>	<b>3:08</b>	<b>Boris Whiteside 15-yd run (Scott Roper kick)</b>
<b>GSC</b>	<b>2</b>	<b>13:21</b>	<b>Foley 30-yd field goal</b>
<b>GSC</b>	<b>2</b>	<b>6:53</b>	<b>Foley 25-yd field goal</b>
<b>GSC</b>	<b>2</b>	<b>1:33</b>	<b>Tracy Ham 25-yd run (Foley kick)</b>
<b>GSC</b>	<b>2</b>	<b>0:06</b>	<b>Foley 36-yd field goal</b>
<b>GSC</b>	<b>3</b>	<b>12:11</b>	<b>Ham 31-yd run (Herman Barron pass from Ham)</b>
<b>ASU</b>	<b>3</b>	<b>8:55</b>	<b>Safety (ball snapped out of endzone)</b>
<b>GSC</b>	<b>3</b>	<b>8:17</b>	<b>Ham 11-yd run (Foley kick)</b>
<b>ASU</b>	<b>3</b>	<b>5:36</b>	<b>Whiteside 15-yd run (pass failed)</b>
<b>GSC</b>	<b>4</b>	<b>10:52</b>	<b>Ricky Harris 79-yd pass from Ham (Foley kick)</b>
<b>ASU</b>	<b>4</b>	<b>5:15</b>	<b>Cazzy Francis 44-yd run (pass failed)</b>

<b>GSC</b>	<b>TEAM STATS</b>	<b>ASU</b>
28	<b>First Downs</b>	21
58	<b>Rushing Attempts</b>	58
297	<b>Net Yards Rushing</b>	343
306	<b>Passing Yards</b>	81
80-603	<b>Plays-Total yards</b>	69-424
5	<b>Sacks by (-yards)</b>	3
22	<b>Pass Attempts</b>	18
12	<b>Pass Completions</b>	8
0	<b>Had Intercepted</b>	1
1-0	<b>Fumbles-lost</b>	4-2
11-65	<b>Penalties-yards</b>	5-35
4-29.5	<b>Punts-Avg.yards</b>	6-41.5
7x15	<b>3rd Down Conv.</b>	3x12
35:43	<b>Time of Poss.</b>	24:17



### INDIVIDUAL LEADERS

#### Rushing

**GSC**- Ham: 24-180/3td; G.Harris: 22-98.

**ASU**- Kimble: 13-134; Whiteside: 9-88/2td

#### Passing

**GSC**- Ham: 21-12-0, 306/1td.

**ASU**- Brown: 18-8-1, 81

#### Receiving

**GSC**- R.Harris: 3-143-1; Sharpe: 3-67.

**ASU**- Tate: 2-29; Forrest: 2-18.

#### Defensive Leaders

**GSC**- Bowen: 10tt, 1pbu; Young: 8tt; Underwood: 6t, 1tfl (-1).

**ASU**- Fredrick: 12tt, 1tfl (-1); Withers: 10tt; Miller: 10tt.

**Georgia Southern 52, North Carolina A&T 21**  
**Nov. 29, Allen E. Paulson Stadium, Statesboro**

#### -First Round-

Gerald Harris rushed for 181 yards and scored an NCAA I-AA playoff record five touchdowns as Georgia Southern whipped North Carolina A&T, 52-21. Harris scored on runs of 17, 7 and 9 yards in the first half. A 29-yard scamper and a one-yard plunge, both in the third quarter, capped the record-setting afternoon. The Eagles built a 31-0 halftime lead and expanded that to 38-0 before the Aggies scored midway through the third quarter.

The Eagle defense, led by Everette Sharpe's 11 tackles, limited the Aggies to 297 yards in total offense. It also forced three turnovers, including a pair of first half fumbles that resulted in 14 Eagle points.

**Georgia Southern 55, Nicholls State 31**  
**Dec. 6, Allen E. Paulson Stadium, Statesboro**

#### -Quarterfinals-

Georgia Southern scored 28 unanswered points in the first 16 minutes of the game and then held off a furious Nicholls State rally to advance to the semifinals. Tracy Ham rushed for 191 yards on just 18 carries and scored two touchdowns while completing 11-of-19 passes for 167 yards and another score.

Defensively, the Eagles picked off five Nicholls State passes and held the Colonels to just 109 yards rushing. Southern accumulated 484 total yards.

Gerald Harris broke two I-AA playoff records during the contest - most touchdowns (eight) and most points (48). Ironically, he set both in 1985.

**Georgia Southern 48, Nevada Reno 38**  
**Dec. 13, Mackay Stadium, Reno, Nev.**

#### -Semifinals-


Behind the running of Tracy Ham, Gerald Harris and Ricky Harris, Georgia Southern amassed a school playoff-record 613 yards in total offense in downing previously unbeaten Nevada Reno, 48-38. Ham rushed for 162 yards and two touchdowns and completed 8-of-16 passes for 147 yards and two TDs.

While the 'Hambone' offense rolled up 29 first downs and ate up 476 yards on the ground, it also converted 9-of-17 third down opportunities and totalled 36 minutes of possession time.

Gerald Harris gained 162 yards and scored two touchdowns while Ricky Harris rushed for 106 yards on just seven carries.

## 1989 NATIONAL CHAMPIONS

Overall Record: 15-0



### 1989

Sept. 2	Valdosta State	W 31-10
Sept. 9	West Georgia	W 48-7
Sept. 16	#Florida A&M	W 28-0
Sept. 21	Middle Tennessee State	W 26-0
Oct. 7	Savannah State	W 35-14
Oct. 14	at Nicholls State	W 21-13
Oct. 21	Central Florida	W 31-17
Oct. 28	at Samford	W 52-7
Nov. 4	at James Madison	W 36-21
Nov. 11	Chattanooga	W 34-13
Nov. 18	Marshall	W 63-31
Nov. 25	^ Villanova	W 52-36
Dec. 2	^ Middle Tennessee State	W 45-3
Dec. 9	^ Montana	W 45-15
Dec. 16	^^ Stephen F. Austin	W 37-34

# - at Jacksonville

^ - NCAA I-AA Playoff Game

^^ - NCAA I-AA National Championship (Statesboro, GA)

### STATISTICAL LEADERS

#### Rushing:

Player	ATT.	YDS.	Avg	TD
Joe Ross	278	1730	6.2	16
Raymond Gross	249	1086	4.4	7
Ernest Thompson	118	544	4.6	21

#### Passing:

Player	ATT.	COMP	YDS	TD
Raymond Gross	159	80	1469	10
Albert Huntley	20	8	138	1

#### Receiving:

Player	REC.	YDS.	TD
Donnie Allen	26	463	3
Terrance Sorrell	19	425	1



"We have won 15 games, capping it off with a national championship right here in our house in front of 25,000 of our fans...I'm so glad our people could see it."


- Erk Russell

Former Eagle Head Coach on winning the 1989 Championship

"They pretty well proved they have a lock on the 1-AA championship for the '80s."

- Lynn Graves

Former Stephen F. Austin Head Coach on Georgia Southern after their loss in the 1989 National Championship





# NATIONAL CHAMPIONSHIP SEASONS

## EAGLES PACK JACKS

Dowis' 20-yard field goal nips SFA  
(December 16, 1989)

STATESBORO, Ga. - Junior Mike Dowis booted a 20-yard field goal with 1:41 remaining to cap Georgia Southern's 15-0 season, the first by a college team in modern football history. The Eagles, before a record crowd of 25,725 at Paulson Stadium, rallied to capture their third Division I-AA championship in five years. Junior quarterback Raymond Gross brought Southern back from two seven-point deficits in the final 15 minutes. Junior fullback Joe Ross of Augusta carried 31 times for 152 yards and scored once. Gross rushed for 103 yards and passed for 113. Lumberjack quarterback Todd Hammel threw five interceptions, the fourth to free safety Taz Dixon at the SFA 30. Nine plays later, Dowis provided the margin of victory. Sophomore Kevin Whitley made 10 tackles for the Eagles, while junior Giff Smith and senior Darrell Hendrix contributed eight each.

STEPHEN F. AUSTIN	7	10	10	7	--	34
GEORGIA SOUTHERN	14	6	0	17	--	37

GSC	1	10:41	Raymond Gross 34-yd run (Mike Dowis kick)
GSC	1	7:58	Terrence Sorrell fumble recovery in endzone (Dowis kick)
SFA	1	0:19	Todd Hammel 1-yd run (Chuck Rawlinson kick)
SFA	2	8:50	Larry Centers 12-yd pass from Hammel (Rawlinson kick)
GSC	2	4:27	Dowis 30-yd field goal
GSC	2	0:21	Dowis 37-yd field goal
SFA	2	0:00	Rawlinson 53-yd field goal
SFA	3	11:19	Rawlinson 53-yd field goal
SFA	3	5:27	Joe Bradford 7-yd pass from Hammel (Rawlinson kick)
GSC	4	14:57	Joe Ross 2-yd run (Dowis kick)
SFA	4	12:32	Centers 46-yd pass from Hammel (Rawlinson kick)
GSC	4	5:58	Ernest Thompson 1-yd run (Dowis kick)
GSC	4	1:41	Dowis 20-yd field goal

SFA	TEAM STATS	GSC
18	First Downs	21
32	Rush Attempts	66
74	Net Yards Rushing	274
303	Passing Yards	113
73-422	Total Plays-yards	81-387
1-12	Sacks by (-yards)	2-25
41	Pass Attempts	15
15	Pass Completions	7
5	Had Intercepted	0
0-0	Fumbles-lost	4-1
6-56	Penalties-yards	2-20
4-26.0	Punts-Avg. Yards	6-39.2
6x15	3rd Down Conv.	9x20
26:50	Time of Poss.	33:10



### INDIVIDUAL LEADERS

#### Rushing

GSC- Ross: 31-152/1td; Gross: 26-103/1td.

SFA- Centers: 22-63; Landry: 3-15.

#### Passing

GSC- Gross: 15-7-0,113/Otd.

SFA- Hammel: 40-15-5,303/3td.

#### Receiving

GSC- Miller: 2-53; Sorrell: 2-29.

SFA- Bradford: 4-102-1; Centers: 2-58-2.

#### Defensive Leaders

GSC- Whitley: 10tt, 1tfl (-7), 1int; Hendrix: 9tt, Dixon: 7tt, 1int.

SFA- Temple: 14tt, 2tfl (-6), 1sck; Owens: 11tt.

Georgia Southern 52, Villanova 36  
Nov.25, Allen E. Paulson Stadium, Statesboro

#### -First Round-

Junior fullback Joe Ross of Augusta rushed for 190 yards as the Eagles defeated Villanova 52-36 in first round action at Paulson Stadium.

Ross scored on runs of 11 and 39 yards in the second half as Southern pulled away from the Yankee Conference co-champions - after typically trailing at intermission. Wildcat quarterback Kirk Schulz passed for 232 yards and two TDs the first 30 minutes as his team built a 21-13 lead.

Then came quarter No. 3 and the Eagles ripped off 25 unanswered points. Georgia Southern scored on its first four possessions to grab a 38-21 advantage with 5:00 remaining. The barrage was capped by Raymond Gross' nifty swing pass to Darryl Hopkins, who went 64 yards. Southern added 14 points in the fourth quarter. Its final score came on Rodney Oglesby's 32-yard interception return, marking the third time in three weeks that an Eagle defensive back had returned a pass theft to paydirt.

Georgia Southern 45, Middle Tennessee State 3  
Dec. 2, Allen E. Paulson Stadium, Statesboro

#### -Quarterfinals-

Junior quarterback Raymond Gross passed for two touchdowns and ran for another and senior linebacker Bart Hughes scored on a 20-yard blocked punt return as Georgia Southern socked Middle Tennessee State 45-3 at Paulson Stadium. The victory was Southern's 35th straight at home, a national I-AA record.

Second team fullback Lester Efford gained a career-best 123 yards on 21 carries. He replaced starter Joe Ross late in the first quarter. Ross picked up 34 yards on 10 attempts before a right knee injury forced him to the sidelines.

Chuck McClurg's block of a Chuck Daniel punt and Hughes' subsequent ramble to the end zone put Southern ahead to stay with 7:56 left in the first quarter.

Georgia Southern 45, Montana 15  
Dec. 9, Allen E. Paulson Stadium, Statesboro


#### -Semifinals-

Junior quarterback Raymond Gross completed 7 of 10 passes for a career-high 180 yards and two touchdowns and slotbacks Ernest Thompson, Karl Miller and Darryl Hopkins rushed for one score each as Georgia Southern blitzed Montana 45-15 in I-AA semifinal action at Paulson Stadium.

For the second straight week, Southern struck for a season-high 31 first-half points.

## 1990 NATIONAL CHAMPIONS

Overall Record: 12-3



### 1990

Sept. 1	Valdosta State	W 17-10
Sept. 8	at Middle Tennessee State	L 13-16
Sept. 15	at Florida State	L 6-48
Sept. 22	Eastern Kentucky	L 34-42
Sept. 29	Northeast Louisiana	W 33-14
Oct. 6	at Marshall	W 17-14
Oct. 20	at Central Florida	W 38-17
Oct. 27	Savannah State	W 54-7
Nov. 3	James Madison	W 31-13
Nov. 10	at Chattanooga	W 23-20
Nov. 17	Samford	W 31-24
Nov. 24	^The Citadel	W 31-0
Dec. 1	^Idaho	W 28-27
Dec. 8	^Central Florida	W 44-7
Dec. 15	^^Nevada	W 36-13

^ - NCAA I-AA Playoff Game

^^ - NCAA I-AA National Championship (Statesboro, GA)

### STATISTICAL LEADERS

#### Rushing:

Player	ATT.	YDS.	Avg	TD
Joe Ross	261	1131	4.3	17
Lester Efford	136	588	4.3	4
Karl Miller	54	379	7.0	1

#### Passing:

Player	ATT.	COMP	YDS	TD
Raymond Gross	233	137	2058	13
Albert Huntley	8	6	117	1

#### Receiving:

Player	REC.	YDS.	TD
Karl Miller	48	585	5
Terrance Sorrell	29	673	5



"They have a pretty good ball club but we had a **better defense** and something else they didn't have: the **desire to win**. You can measure people's heights and weights and speeds, but you can't measure wants and the size of someone's **heart**. That's what made the difference for us today."

- Steve Bussolletti  
Defensive End for the 1990 Eagles





# NATIONAL CHAMPIONSHIP SEASONS

## GSU: CHAMPIONS AGAIN

Eagles Claim Fourth I-AA Title  
(December 15, 1990)

**STATESBORO, Ga.** - Quarterback Raymond Gross rushed for a game-high 145 yards and the Georgia Southern defense rose to the occasion with a crucial goal line stand early in the third quarter as the Eagles captured their fourth national championship in six years. Trailing 14-6 to open the second half, Nevada drove 74 yards in 14 plays to the Eagle 1-yard line. The Wolfpack was stuffed on four consecutive plays before Kevin McKelvie missed a 24-yard field goal. GSU answered with a pair of Darryl Hopkins touchdown runs to take a comfortable 27-6 lead midway through the final period. After Hopkins' contributions, the Eagles added a 41-yard Mike Dowis field goal and closed the contest when true freshman defensive end Alex Mash returned a Chris Vargas pass 15 yards for a touchdown.

<b>NEVADA</b>	3	3	0	7	--	13
<b>GEORGIA SOUTHERN</b>	7	7	6	16	--	36

<b>GSU</b>	<b>1</b>	<b>11:34</b>	<b>Joe Ross 14-yd run (Mike Dowis kick)</b>
<b>UNR</b>	<b>1</b>	<b>5:05</b>	<b>Kevin McKelvie 37-yd field goal</b>
<b>GSU</b>	<b>2</b>	<b>2:38</b>	<b>Raymond Gross 8-yd run (Dowis kick)</b>
<b>UNR</b>	<b>2</b>	<b>0:03</b>	<b>McKelvie 44-yd field goal</b>
<b>GSU</b>	<b>3</b>	<b>2:23</b>	<b>Darryl Hopkins 3-yd run (kick failed)</b>
<b>GSU</b>	<b>4</b>	<b>14:52</b>	<b>Hopkins 18-yd run (Dowis kick)</b>
<b>UNR</b>	<b>4</b>	<b>6:22</b>	<b>Ross Ortega 3-yd pass from Chris Vargas (McKelvie kick)</b>
<b>GSU</b>	<b>4</b>	<b>1:06</b>	<b>Dowis 41-yd field goal</b>
<b>GSU</b>	<b>4</b>	<b>0:44</b>	<b>Alex Mash 15-yd interception return (kick failed)</b>

<b>UNR</b>	<b>TEAM STATS</b>	<b>GSU</b>
21	<b>First Downs</b>	20
33	<b>Rush Attempts</b>	58
56	<b>Net yards Rushing</b>	323
265	<b>Passing yards</b>	69
86-321	<b>Total plays-yards</b>	63-392
1-4	<b>Sacks by (-yards)</b>	4-34
53	<b>Pass Attempts</b>	5
27	<b>Pass Completions</b>	2
2	<b>Had Intercepted</b>	0
1-1	<b>Fumbles-lost</b>	5-4
10-77	<b>Penalties-yards</b>	8-66
6-38.8	<b>Punts-Avg.yards</b>	2-37
9x20	<b>3rd Down Conv.</b>	8x12
34:30	<b>Time of Poss.</b>	25:30



### INDIVIDUAL LEADERS

#### Rushing

**GSU-** Gross: 31-145/1td, Hopkins: 5-86/2td.  
**UNR-** Whalen: 24-71.

#### Passing

**GSU-** Gross: 5-2-0,69/Otd.  
**UNR-** Gatlin: 32-17-0, 156; Vargas: 21-10-2, 109/1td.

#### Receiving

**GSU-** Sorrell: 1-49; Miller: 1-20.  
**UNR-** Ortega: 10-82-1, Taylor: 5-67.

#### Defensive Leaders

**GSU-** Oglesby: 9tt; Whitley: 6tt; West: 6tt, 1tfl (-2).  
**UNR-** Clifton: 18tt, 1sck; Buddy: 6tt, 1tfl (-1).

### Georgia Southern 31, The Citadel 0 Nov. 24, Allen E. Paulson Stadium, Statesboro -First Round-

The Eagles limited The Citadel to 8 second-half yards in a 31-0 first round rout of the Bulldogs. As The Citadel's potent wishbone attack came to a screeching halt, GSU broke open a 10-0 halftime advantage with a 35 yard scoring pass from Raymond Gross to Terence Sorrell and TD runs by Karl Miller and Lester Efford. Gross completed 10-of-13 passes for 173 yards. Joe Ross led all rushers with 84 yards on 23 carries and scored Southern's first TD.

After the Gross to Sorrell pass capped Southern's initial series of the second half, Kevin Whitley intercepted a Jack Douglas pass at the GSU 48. Miller highlighted a 52-yard, 8-play drive with a 20-yard scoring run. Efford's 7-yard effort topped an eight-play, 72-yard scoring drive.

### Georgia Southern 28, Idaho 27 Dec. 1, Allen E. Paulson Stadium, Statesboro -Quarterfinals-

Middle linebacker Eugene Hayes' recovery of a fumble at the Eagle 23-yard line with 2:27 remaining halted a possible game-winning Idaho drive and Georgia Southern escaped with a 28-27 quarterfinal win over the Vandals.

After the Eagles took a seemingly commanding 21-7 lead with 53 seconds left in the first half on a 3-yard TD run by Raymond Gross, Idaho countered with 17 unanswered points for a 24-21 advantage. Gross connected with Karl Miller from 9-yards out late in the third quarter for what proved to be the deciding points.

GSU surrendered a season-high 528 yards total offense. Vandal quarterback Steve Nolan riddled the Eagle defense with 372 yards on a then-stadium record 32 completions (43 attempts), while Roman Carter led all rushers with 124 yards on 23 carries. Idaho passed the Eagle 30-yard line on three of its first four possessions, but came away empty.

### Georgia Southern 44, Central Florida 7 Dec. 8, Allen E. Paulson Stadium, Statesboro -Semifinals-

A swarming defense slammed the door on Central Florida in the second half while the offense ripped off 35 unanswered points as GSU coasted in the semifinals.

The Knights took an overdose of Southern's defensive front, whose pressure forced 10 sacks. UCF also saw enough of quarterback Raymond Gross, who threw for two touchdowns in the decisive second half.

Georgia Southern limited Central Florida to 81 yards total offense in the second half. The Knights generated just 6 rushing yards and 75 passing yards in the game's final 30 minutes. Joe Ross led all rushers with 72 yards while Karl Miller covered a career-high 111 yards on five catches.

## 1999 NATIONAL CHAMPIONS

Overall Record: 13-2 (7-1 SoCon)



### 1999

Sept. 4	Fayetteville State	W 76-0
Sept. 11	• at Wofford	W 55-14
Sept. 18	at Oregon State	L 41-48
Sept. 25	• Chattanooga	W 49-10
Oct. 2	• at VMI	W 62-0
Oct. 9	• Western Carolina	W 70-7
Oct. 16	• at Appalachian State	L 16-17
Oct. 23	• The Citadel	W 34-17
Oct. 30	• at East Tennessee State	W 55-6
Nov. 6	• Furman	W 41-38
Nov. 13	at Jacksonville State	W 51-14
Nov. 27	^Northern Arizona	W 72-29
Dec. 4	^Massachusetts	W 38-21
Dec. 11	^Illinois State	W 28-17
Dec. 20	^^Youngstown State	W 59-24

• Southern Conference game  
 ^ - NCAA I-AA Playoff Game  
 ^^ - NCAA I-AA National Championship (Chattanooga, TN)

### STATISTICAL LEADERS

**Rushing:**

Player	ATT.	YDS.	Avg	TD
Adrian Peterson	353	2704	7.7	40
Greg Hill	224	1529	6.8	22
J.R. Revere	60	452	7.5	10

**Passing:**

Player	ATT.	COMP	YDS	TD
Greg Hill	128	72	1461	11
J.R. Revere	35	16	198	1

**Receiving:**

Player	REC.	YDS.	TD
Chris Johnson	28	496	4
Dedric Parham	22	391	2


**“Top to bottom,  
I don’t see any  
weaknesses, so I’m sure it  
matches up to any championship  
team.”**

- Jim Tressel  
Former Youngstown State  
Head Coach



**“They run the option the  
way it’s supposed to be run.”**

- Dennis Erickson  
Former Oregon State Head Coach





# NATIONAL CHAMPIONSHIP SEASONS

## MISSION ACCOMPLISHED

Eagles Capture Unprecedented Fifth National Title  
(December 18, 1999)

**CHATTANOOGA, Tenn.** - Georgia Southern waited a year to redeem itself in the Division I-AA championship. Once the game started, the Eagles ended the suspense by halftime.

Adrian Peterson rushed for a championship game-record 247 yards on 25 carries and scored three touchdowns as Georgia Southern scored 28 unanswered points in the second quarter and routed Youngstown State 59-24 becoming the first team to win five I-AA titles. The Walter Payton Award winner scored on runs of 3, 22 and 1 yards. Youngstown State, which came in with a defense that had been giving up just 166 yards rushing per game, couldn't contain I-AA's best rushing offense. The Eagles got 210 of their record-638 yards rushing in the second quarter and finished with 655 yards of offense compared to 338 for Youngstown State.

The Penguins kept pace with Georgia Southern by scoring on their first two drives. Then Peterson got Georgia Southern going - putting the Eagles ahead to stay at 14-10 with 10:25 left in the second quarter on his first TD of the game.

It was a showdown between I-AA's two best teams. Youngstown State had won more games (100) than any other I-AA program this decade and Georgia Southern came in with more playoff victories than any other I-AA program. The two programs also came in with four I-AA championships each.

<b>GEORGIA SOUTHERN</b>	10	28	7	14	--	59
<b>YOUNGSTOWN STATE</b>	7	7	3	7	--	24

<b>GSU</b>	<b>1</b>	<b>10:20</b>	<b>Chris Chambers 25-yd field goal</b>
YSU	1	4:51	Adrian Brown 2-yd run (Mark Griffith kick)
<b>GSU</b>	<b>1</b>	<b>2:51</b>	<b>Greg Hill 42-yd run (Chambers kick)</b>
YSU	2	14:34	Jeff Ryan 3-yd run (Griffith kick)
<b>GSU</b>	<b>2</b>	<b>10:25</b>	<b>Adrian Peterson 3-yd run (Chambers kick)</b>
<b>GSU</b>	<b>2</b>	<b>9:05</b>	<b>Bennie Cunningham 57-yd run (Chambers kick)</b>
<b>GSU</b>	<b>2</b>	<b>5:27</b>	<b>Peterson 22-yd run (Chambers kick)</b>
<b>GSU</b>	<b>2</b>	<b>2:09</b>	<b>Anthony Williams 72-yd punt return (Chambers kick)</b>
YSU	3	4:47	Griffith 30-yd field goal
<b>GSU</b>	<b>3</b>	<b>3:05</b>	<b>Peterson 1-yd run (Chambers kick)</b>
<b>GSU</b>	<b>4</b>	<b>9:57</b>	<b>Mark Myers 5-yd run (Chambers kick)</b>
<b>GSU</b>	<b>4</b>	<b>7:13</b>	<b>J.R. Revere 66-yd run (Chambers kick)</b>
YSU	4	3:48	Brown 1-yd run (Griffith kick)

<b>GSU</b>	<b>TEAM STATS</b>	<b>YSU</b>
24	<b>First Downs</b>	17
59	<b>Rush Attempts</b>	44
638	<b>Net yards Rushing</b>	163
17	<b>Passing yards</b>	175
63-655	<b>Total plays-yards</b>	64-338
7-46	<b>Sacks by (-yards)</b>	0-0
4	<b>Pass Attempts</b>	20
1	<b>Pass Completions</b>	11
0	<b>Had Intercepted</b>	1
1-0	<b>Fumbles-lost</b>	1-0
9-82	<b>Penalties-yards</b>	3-11
1-25.0	<b>Punts-Avg.yards</b>	7-36.0
8x12	<b>3rd Down Conv.</b>	1x11
27:47	<b>Time of Poss.</b>	32:13



### INDIVIDUAL LEADERS

#### Rushing

**GSU**- Peterson: 25-247/3td, Cunningham: 4-129/1td, Hill: 14-111/1td. **YSU**- Brown: 22-160/2td.

#### Passing

**GSU**- Hill: 4-1-0-17

**YSU**- Ryan: 20-11-1-175

#### Receiving

**GSU**- Parham: 1-17. **YSU**- Ray: 4-90, Giles: 2-46, Williams: 2-14.

#### Defensive Leaders

**GSU**- Pesqueira: 11tt, 3 tfl (-22), 3 sck; Thompson: 11tt, 1int; Neese: 9tt, 1tfl (-13), 1 sck.

**YSU**- Johnson: 8tt; Vecchione: 6tt, 1tfl (-3); Swan: 6tt, 1tfl (-3).

### Georgia Southern 72, Northern Arizona 29 Nov. 27, Allen E. Paulson Stadium, Statesboro

#### -First Round-

Greg Hill ran for four touchdowns and threw for two more as second-seeded Georgia Southern routed 15th-seeded Northern Arizona 72-29 in the opening round of the NCAA Division I-AA playoffs. The senior quarterback had 206 yards rushing and scored on runs of 5, 10, 32 and 73 yards. He was 4-of-6 passing for 100 yards and connected with Dedric Parham on a 13-yard score and Andre Weathers on a 73-yard bomb.

After a 7-7 deadlock at the end of the opening quarter, the Eagles exploded for 23 unanswered points to take a 30-14 halftime lead. Southern outscored the Lumberjacks 42-15 in the final half, including a 21-0 run in the third quarter, for the win.

GSU fullback Adrian Peterson rushed for 134 yards and scored on a 1-yard plunge. Georgia Southern set a then-new I-AA playoff record with 568 rushing yards and a school record with the most points in a post season game ever.

### Georgia Southern 38, Massachusetts 21 Dec. 4, Allen E. Paulson Stadium, Statesboro

#### -Quarterfinals-

Adrian Peterson rushed for 333 yards on 32 carries and scored five touchdowns as second-seeded Georgia Southern downed Massachusetts 38-21 in the NCAA Division I-AA quarterfinals.

The sophomore fullback's performance set a new NCAA Division I-AA playoff rushing record, shattering the previous mark of 250 yards by Northeast Louisiana's Greg Robinson in 1992. Peterson, who battled a severe chest cold all afternoon, had three 25-yard touchdown runs as well as a 3-yarder and a 9-yarder.

Georgia Southern (10-2) took a slim 10-7 lead at halftime but outscored the Minutemen (9-4) 21-14 in the second half to secure the victory and successfully avenge a 55-43 loss to UMass in the 1998 National Championship game. The Eagles, who surrendered 303 rushing yards to the Minutemen in '98, allowed just 81 ground yards on 37 attempts - an average of just 2.2 yards per rush.

### Georgia Southern 28, Illinois State 17 Dec. 11, Allen E. Paulson Stadium, Statesboro

#### -Semifinals-


Adrian Peterson rushed for 183 yards and scored three touchdowns to lead Georgia Southern to a 28-17 victory over Illinois State in the Division I-AA semifinals. The win enabled the Eagles to advance to the I-AA National Championship game for the seventh time in 15 years.

Peterson scored on runs of 1 and 2 yards late in the second quarter to break a 7-7 tie and added a 10-yarder in the fourth to clinch the victory. The 1999 Walter Payton Award winner also surpassed the 100-yard rushing mark for the 29th consecutive time.

Georgia Southern held the Redbirds to 69 yards rushing while rolling up 363. Eagle quarterback Greg Hill rushed for 80 yards and one touchdown. He also was 3-of-7 passing for 76 yards and one interception.

## 2000 NATIONAL CHAMPIONS

Overall Record: 13-2 (7-1 SoCon)



### 2000

Sept. 2	at Georgia	L 7-29
Sept. 9	Johnson C. Smith	W 57-12
Sept. 16	• Wofford	W 24-17
Sept. 23	• at Chattanooga	W 31-10
Sept. 30	• VMI	W 56-3
Oct. 7	• at Western Carolina	W 42-24
Oct. 14	• Appalachian State	W 34-28
Oct. 21	• at The Citadel	W 27-10
Oct. 28	• East Tennessee State	W 42-7
Nov. 4	• at Furman	L 10-45
Nov. 11	Elon	W 32-9
Nov. 25	^McNeese State	W 42-17
Dec. 2	^Hofstra	W 48-20
Dec. 9	^at Delaware	W 27-18
Dec. 16	^^Montana	W 27-25

• Southern Conference game  
 ^ - NCAA I-AA Playoff Game;  
 ^^ - NCAA I-AA National Championship (Chattanooga, TN)

### STATISTICAL LEADERS

**Rushing:**

Player	ATT.	YDS.	Avg	TD
Adrian Peterson	338	2056	6.1	19
J.R. Revere	262	976	3.7	16
Mark Myers	54	689	12.8	2

**Passing:**

Player	ATT.	COMP	YDS	TD
J.R. Revere	176	91	1639	13
Melvin Cox	2	1	12	1

**Receiving:**

Player	REC.	YDS.	TD
Chris Johnson	42	988	10
Andre Weathers	22	273	1




**“Once they get in the playoffs, they understand that it’s win or go home...They understand that better than anyone in the country.”**

- Louis Ivory  
 Former Running Back at Furman University

**“They played with a lot of heart and brought this championship to us.”**

- Paul Johnson  
 Former Eagle Head Coach on the 2000 Championship Team





# NATIONAL CHAMPIONSHIP SEASONS

## BELIEVED IT, ACHIEVED IT

Peterson's Run Halts Grizzly Comeback Hopes  
(December 16, 2000)

**CHATTANOOGA, Tenn.** - Adrian Peterson rushed for 148 yards and Georgia Southern withstood a fourth quarter rally by Montana to win the 2000 NCAA I-AA National Championship 27-25 at Finley Stadium. The national championship is the second straight for Georgia Southern and its sixth in school history. With a 20-3 lead midway through the third quarter, Georgia Southern's national championship hopes appeared solid. But Montana scored on three consecutive possessions to take a 23-20 lead. The Eagles answered on their first play from scrimmage when Peterson broke-off tackle for 57 yards and a touchdown to put GSU back in front, 27-23. Ryan Hadden ended one Montana drive in the fourth quarter with an interception while two other drives ended in loss of downs. In addition to Peterson's rushing efforts, quarterback J.R. Revere completed 5 of 8 passes for 113 yards. Georgia Southern built its 20-3 lead on a fumble recovery in the end zone by James McCoy that gave the Eagles a 7-0 lead just 1:41 into the game. Revere then hit Chris Johnson with a 49-yard scoring pass late in the first quarter for a 13-0 advantage. After a Montana field goal cut the lead to 13-3, Peterson scored the first of his two touchdowns on a 1-yard run just 33 seconds before halftime.

<b>GEORGIA SOUTHERN</b>	13	7	0	7	--	27
<b>MONTANA</b>	3	0	6	16	--	25

<b>GSU</b>	<b>1</b>	<b>13:19</b>	<b>James McCoy fumble recovery in endzone (Scott Shelton kick)</b>
<b>GSU</b>	<b>1</b>	<b>2:57</b>	<b>Chris Johnson 49-yd pass from J.R. Revere (kick failed)</b>
<b>UM</b>	<b>1</b>	<b>1:07</b>	<b>Chris Snyder 38-yd field goal</b>
<b>GSU</b>	<b>2</b>	<b>0:33</b>	<b>Adrian Peterson 1-yd run (Shelton kick)</b>
<b>UM</b>	<b>3</b>	<b>3:41</b>	<b>Etu Molden 17-yd pass from John Edwards (kick failed)</b>
<b>UM</b>	<b>4</b>	<b>14:36</b>	<b>Vince Huntsberger 65-yd run (kick failed)</b>
<b>UM</b>	<b>4</b>	<b>11:53</b>	<b>Yo Humphery 2-yd run (Humphery pass from Edwards)</b>
<b>GSU</b>	<b>4</b>	<b>11:29</b>	<b>Peterson 57-yd run (Shelton kick)</b>
<b>UM</b>	<b>4</b>	<b>0:15</b>	<b>TEAM safety (Shelton tackled in end zone)</b>

<b>GSU</b>	<b>TEAM STATS</b>	<b>UM</b>
14	<b>First Downs</b>	28
51	<b>Rush Attempts</b>	36
277	<b>Net yards Rushing</b>	211
113	<b>Passing yards</b>	276
59-390	<b>Total plays-yards</b>	88-487
2-12	<b>Sacks by (-yards)</b>	1-7
8	<b>Pass Attempts</b>	52
5	<b>Pass Completions</b>	29
0	<b>Had Intercepted</b>	2
4-2	<b>Fumbles-lost</b>	2-1
8-60	<b>Penalties-yards</b>	5-36
6-39.2	<b>Punts-Avg.yards</b>	4-28.8
3x12	<b>3rd Down Conv.</b>	5x14
27:39	<b>Time of Poss.</b>	32:21

### INDIVIDUAL LEADERS

#### Rushing

**GSU-** Peterson: 23-148/2td, Myers: 3-74, Weathers: 3-59.

**UM-** Humphery: 26-119/2td, Huntsberger: 1-65/1td, Edwards: 4-24.

#### Passing

**GSU-** Revere: 8-5-0, 113/1td.

**UM-** Edwards: 42-24-1, 211/1td, Miller: 9-5-1, 65.

#### Receiving

**GSU-** C. Johnson: 4-110-1, Peterson: 1-3.

**UM-** Farris: 7-82, Humphery: 7-63, Molden: 5-65-1, Hancock: 5-26.

#### Defensive Leaders

**GSU-** Rainey: 13tt, 1pbu; Hadden: 8tt, 1int, 1pbu; Youngblood: 8tt, 1tfl (-3), 1ff; Pesequeira: 7tt, 1tfl (-5), 1sack.

**UM-** DeCoite: 10tt, 2tfl (-12), 1sack, 1ff; Boomer: 8tt, 1tfl (-3), 1fr; Petek: 8tt, 2tfl (-9); Young: 6tt, 1tfl (-1); Brannon: 5tt, 1tfl (-3), 1fr.



**Georgia Southern 42, McNeese State 17**  
**Nov. 25, Allen E. Paulson Stadium, Statesboro**

#### -First Round-

Georgia Southern scored 21 unanswered points in the third quarter to break away from McNeese State and roll to a 42-17 win in the opening round of the I-AA playoffs.

Adrian Peterson rushed for a season-high 203 yards and one touchdown after a near-month layoff. Andre Weathers added touchdown runs of 23 and 19 yards while J.R. Revere rushed for 157 yards and two scores and was 6-of-13 through the air for 110 yards with one TD. In all, GSU amassed 589 yards of total offense including 479 on the ground.

After trailing 17-14 at the half, Revere engineered a 12-play, 75-yard drive which gave the Eagles a 21-17 lead at the 9:57 mark. Weathers took an option pitch for a 23-yard score five plays after he had converted a crucial 4th-and-4 situation at the Eagle 43-yard line to keep the drive alive.

**Georgia Southern 48, Hofstra 20**

**Dec. 2, Allen E. Paulson Stadium, Statesboro**

#### -Quarterfinals-

Georgia Southern scored on six of its first nine possessions to build a 38-3 lead midway through the third quarter and turned in one of its top defensive performances of the season to blow past Hofstra 48-20 in the I-AA quarterfinals.

Adrian Peterson rushed for a game-high 146 yards while Mark Myers added 116 yards on just seven carries (16.6 ypr). In addition, J.R. Revere opened the scoring with three straight TD runs and finished with 186 total yards.

The Eagle defense held the vaunted Pride run-n-shoot offense to 65 first-half passing yards and three points.

GSU ran for 430 yards, the most allowed by Hofstra since 1998, and recorded the highest point total (48) against The Pride in eight years.

**Georgia Southern 27, Delaware 18**

**Dec. 9, Delaware Stadium, Newark, Del.**

#### -Semifinals-

Adrian Peterson rushed for 198 yards and a touchdown on a career-high 34 carries while Delaware failed to capitalize on four turnovers as the Eagles posted a 27-18 road victory in the NCAA I-AA semifinals. The win allowed the Eagles to advance to the I-AA National Championship game for the third consecutive year and for the eighth time in 16 years.

Andre Weathers added 122 rushing yards on just four carries yards and set up a late insurance field goal with a 58-yard scamper on a 3rd-and-9 call from the GSU 22-yard line. The Eagles piled up 381 yards on the ground against a normally-stingy Blue Hen defense that was allowing just 109.8 ypg coming into the game.

Delaware was also hurt by three missed field goals by Scott Collins, including a 32-yarder and a 22-yarder that were blocked in the second quarter by Jason Neese and Carlton Oglesby, respectively.

Georgia Southern's All-Americans represent 91 men who have earned national recognition for their talents. These Eagles, with more than 200 All-America honors shared among them, are the first to give credit to their teammates – the others on the field who pushed them to excel, challenged them to rise above their competitors, and who helped Georgia Southern to victory.

With honorees at every position, our All-Americans have added to the tradition of the Georgia Southern. Their efforts and dedication have built a solid foundation on which the next era of Eagle Football may be built.



## 98 DARREN ALFORD

DT – Eatonton, Ga.

	AP	WC	K	FG
1988	1	1	1	1



## 99 VONCELLIES ALLEN

DT – Douglas, Ga.

	AP	WC	FG	SN	E/U	TC	GTE
1997					2		
1998	1		2	1	1		2
1999	1	1	3	1		1	1



## 6 JERMAINE AUSTIN

FB – Darien, Ga.

	AP	SN	FG	CSR
2003	2	3		
2004				3
2005	2	2	2	1



## 16 TYLER BASS

PK – Irmo, S.C.

	CSK
2018	2



## 49 RANDELL BOONE

SS – Uvalda, Ga.

	AP	SN	FG
1989	2	2	3



## 44 LEE BROOKS

DT – Moultrie, Ga.

	SN
1996	HM



## 13 A.J. BRYANT

DB – Bushnell, Fla.

	AP	SN	CSR
2004	3	3	4



## 96 STEVE BUSSOLETTI

DE – Gainesville, Ga.

	AP	SN	FG
1990	3	HM	3
1991	3	1	2



## 43 DERRICK BUTLER

LB – Orangeburg, S.C.

	CSR
2004	4



## 71 DORIAN BYRD

OL – Macon, Ga.

	CSM	CSN
2012	3	
2013		3



## 43 CHARLES CARPER

LB – Ocala, Fla.

	AP
1985	2



## 43 PAUL CARROLL

LB – Columbus, Ga.

	SN
1994	HM



## 72 JAMES CARTER

OG – Thomaston, Ga.

	FG
1986	2



## 45 CHRIS CHAMBERS

PK – Lawrenceville, Ga.

	SN	AP	FG
1998	2	3	HM



## 74 CHARLES CLARKE

C – Pace, Fla.

	AP	SN	WC	FG
2002	1	1	1	HM



## 3 DAVID COOL

PK – Stone Mountain, Ga.

	AP	FG	SN
1991	2	3	HM



## 28 CHRIS COVINGTON

DB – Lawrenceville, Ga.

	AP	SN
2007		HM
2008	2	HM



## 94 ERIC DAVIS

DE – Albany, Ga.

	AP	FG	SN	WC
1998	3	HM	2	1



## 42 NICK DAVIS

LB – Griffin, Ga.

	SN
1993	HM



## 85 DEXTER DAWSON

KR – Camilla, Ga.

	FG
1995	3



## 21 JAMES DICKERSON

SS – Bartow, Ga.

	FG
1997	HM



## 22 TAZ DIXON

FS – Dublin, Ga.

	AP
1989	3



## 33 DION DUBOSE

DE – Norcross, Ga.

	CSM
2012	3



## 48 CHARLIE EDWARDS

P – Tifton, Ga.

	CSN
2010	1



## 66 MARCELO ESTRADA

OL – Hinesville, Ga.

	SN
2007	1



## 9 TIM FOLEY

PK – Miami, Fla.

	AP	K	SN	WC	AFCA
1985	1				
1987	3	1	2	1	1



## 4 JAYSON FOSTER

QB/KR – Canton, Ga.

	AP	FG	AFCA	SN	CSR
2006		HM			
2007	1		1	1	1



## 76 DENNIS FRANKLIN

C – Loganville, Ga.

	AP	K	WC	FG	SN	AFCA
1987	1	1	1		2	1
1988	1	1	1	1		1



## 58 GARRETT FRYE

OT – Cumming, Ga.

	AP	SN	CSM
2012	3	3	
2013	2		1



**51 SEAN GAINAY**  
OG – Hinesville, Ga.  
AP FG SN  
1989 3 1 1



**1 NATE GATES**  
CB – Sarasota, Fla.  
AP SN FG  
2000 2 3 HM



**67 JAMIE GLOVER**  
DT – Eatonton, Ga.  
SN  
1996 3



**8 TRACY HAM**  
QB – High Springs, Fla.  
AP FG K AFCA  
1986 1 1 1 1



**45 JESSE HARTLEY**  
PK – Eatonton, Ga.  
SN  
2007 HM



**42 DARRELL HENDRIX**  
LB – Nahunta, Ga.  
AP FG  
1988 HM  
1989 3



**10 GREG HILL**  
QB – Sarasota, Fla.  
FG SN  
1998 HM  
1999 HM 3



**49 RONALD JOHNSON**  
DE – Hinesville, Ga.  
SN  
1992 HM



**0 RAYMOND JOHNSON III**  
DE – Sumter, S.C.  
PFF  
2020 2



**1 COREY JOYNER**  
SB – Albany, Ga.  
FG  
1998 HM



**9 YOUNGHOE KOO**  
PK – Ridgewood, N.J.  
PS  
2016 3



**27 RYAN LANGAN**  
LS – Cedar Rapids, Neb.  
PS  
2020 3



**99 ALEX MASH**  
DT – Thomasville, Ga.  
AP SN FG K AFCA WC  
1992 HM 1 1  
1993 1 1 1 1 1 1



**58 FLINT MATTHEWS**  
LB – Lincolnnton, Ga.  
AP  
1987 1



**51 WILLIAM MAXWELL**  
OL – Quitman, Ga.  
PS  
2011 2



**62 RICH McGRATH**  
OT – Snellville, Ga.  
E/U FG  
1997 2  
1999 3



**1 JERICK McKINNON**  
QB – Marietta, Ga.  
CSN CSJ PS  
2012 1 1  
2013 1 1 2



**38 ERIC MENG**  
PK – Jupiter, Fla.  
FG  
1997 HM




**47 JOHN MOHRING**  
LB – Naples, Fla.  
FG SN AFCA  
2005 3 3  
2006 1



**57 BRETT MOORE**  
OG – Warner Robins, Ga.  
AP SN CSN WC AFCA  
2010 3  
2011 1 1 1 1 1



**45 ADRIAN MORA**  
PK – Dalton, Ga.  
AP PS SN PS  
2010 3 4  
2011 3 4



**4 EARTHWIND MORELAND**  
CB – Atlanta, Ga.  
AP FG SN  
1999 3 3 3



**40 DARYL MORRELL**  
LB – Mableton, Ga.  
AP  
1998 3



**71 CHAD MOTTE**  
OG – Arab, Ala.  
AP SN CSR WC  
2004 2 1 2  
2005 2 1 1 1



**58 CHAD NIGHBERT**  
LB – Frankfurt, Germany  
FG  
1997 HM



**59 REX NOTTAGE**  
OT – Coral Springs, Fla.  
SN  
1992 HM



**19 RODNEY OGLESBY**  
CB – Swainsboro, Ga.  
AP FG K WC AFCA SN  
1988 HM  
1990 3 2  
1991 1 HM 1 1 1 1




**62 RUSSELL ORR**  
OL – Thomasville, Ga.  
SN  
2007 1



**44 FREDDY PESQUEIRA**  
DT – Acworth, Ga.  
AP FG SN WC AFCA  
1999 HM  
2000 1 2  
2001 1 1 1 1  
2002 1 1 1 1 1



**3 ADRIAN PETERSON**  
FB – Alachua, Fla.  
AP AFCA SN WC FG TC E/U AAFF  
1998 1 1 1 3 1  
1999 1 1 1 1 1 1  
2000 2 1 1 1 1  
2001 1 1 2 1 3 1



**91 EUGENE PHILLIPS**  
DT – Columbus, Ga.  
AP FG  
1999 3 2



**62 VANCE PIKE**  
OT – Warner Robins, Ga.  
AFCA K  
1985 1 1



**21 LAVAR RAINEY**  
CB – Fort Gordon, Ga.  
FG  
2000 HM



**9 J.R. REVERE**  
QB – LaGrange, Ga.  
FG  
2001 HM



**36 JOE ROSS**  
FB – Augusta, Ga.  
AP FG K SN AFCA  
1987 3  
1989 1 2 1 1 1  
1990 3 HM



**66 BRENT RUSSELL**  
DL – Madison, Ga.  
AP WC PS SN CSN CSJ  
2009 FOY  
2010 1 1 1 2  
2011 2 1 1 1 1  
2012 1 1 1 1 1



**5 RODERICK RUSSELL**  
FB – Opelika, Ala.  
AP FG  
1997 3 1



**34 LARON SCOTT**  
CB/KR – Warner Robins, Ga.  
AP PS CSN TSN CSN  
2010 3 4  
2011 4 1 2 ST-POY



**95 GIFF SMITH**  
DE – Mableton, Ga.  
AP FG WC  
1988 HM 2  
1989 1 2  
1990 1 1 1



**56 FRANKLIN STEPHENS**  
C – Keyville, Ga.  
AP K SN AFCA  
1993 3 1 2 1  
1994 3 3 1



**14 ROB STOCKTON**  
DB – Clayton, Ga.  
GTE  
1995 1



**69 FRED STOKES**  
OT – Vidalia, Ga.  
AP  
1986 1



**6 DOMINIQUE SWOPE**  
RB – Buford, Ga.  
CSJ  
2012 1



**47 D.T. TANNER**  
LB – Atlanta, Ga.  
FG  
1997 HM



**97 EDWARD THOMAS**  
LB – Atlanta, Ga.  
GTE FG  
1995 2  
1996 1



**2 KIWAUKEE THOMAS**  
CB – Perry, Ga.  
FG  
1999 HM



**5 ARKEE THOMPSON**  
FS – Savannah, Ga.  
AP SN E/U TC  
1998 1 1 2  
1999 3



**6 NAJEE THOMPSON**  
Special Teams – Boiling Springs, S.C.  
PFN  
2021 1



**94 RODERICK TINSLEY**  
DT – Soperton, Ga.  
SN  
2011 3



**73 ALBERT TURNER**  
OT – Rydal, Ga.  
SN AP CSR  
2004 2 3 4



**52 DAKOTA WALKER**  
DE – Mays Landing, N.J.  
SN  
2008 HM



**20 KINDLE VILDOR**  
CB – College Park, Ga.  
PFF  
2018 2



**57 RONALD WARNOCK**  
OT – Eastman, Ga.  
AP  
1987 HM



**1 MARQUES WATSON-TRENT**  
LB – Pittsburgh, Pa.  
PS  
2023 HM



**18 LAVELLE WESTBROOKS**  
CB – Riverdale, Ga.  
PS  
2013 2



**4 KEVIN WHITLEY**  
CB – Decatur, Ga.  
FG  
1991 HM



**19 J.J. WILCOX**  
S – Cairo, Ga.  
CSJ  
2012 1



**10 CHAZ WILLIAMS**  
QB – Apopka, Fla.  
AP FG  
2002 2 HM



**68 MARK WILLIAMS**  
OG – Albany, Ga.  
AP FG SN WC E/U TC  
1997 3  
1998 1 1 1 1 1  
1999 1 1 1 1 1



**59 MATT WINSLETTE**  
C – Greensboro, Ga.  
SN AP  
1998 1 2



**18 DAVID YOUNG**  
SS – Columbia, S.C.  
FG AP SN  
2001 HM  
2002 HM 3 3



**1 JAMES YOUNG**  
DB – Tampa, Fla.  
CSR  
2004 HM

**KEY TO ALL-AMERICA TEAMS**

AAFF.....All-American Football Foundation  
AFCA.....American Football Coaches Association  
AP.....Associated Press  
CSK.....Chris Sailer Kicking  
CSJ.....College Sports Journal  
CSM.....College Sports Madness  
CSN.....College Sporting News  
CSR.....CollegeSportsReport.com  
E/U.....ESPN/USA Today  
FG.....Don Hansen's Football Gazette  
GTE.....GTE/COSIDA Academic  
K.....Kodak  
PFF.....Pro Football Focus  
PFN.....Pro Football Network  
PS.....Phil Steele  
SN.....Sports Network  
TC.....TeamLink.com  
WC.....Walter Camp



# ALL-CONFERENCE SELECTIONS

## 1993 (SoCon)

Shawn Austin..... DB ... 1st Team Coaches  
 Miguel Ayoub..... OG ... 1st Team Coaches/Media  
 Darius Dawson ..... LB.... 2nd Team Coaches/Media  
 Dexter Dawson..... RS.... 2nd Team Coaches/Media  
 Reed Haley ..... PK.... 1st Team Coaches  
 Alex Mash ..... DT.... 1st Team Coaches/Media  
 Franklin Stephens ..... OG ... 2nd Team Coaches/Media  
 James Williams ..... FB.... 2nd Team Media

## 1994 (SoCon)

Marco Bradham..... DB ... 2nd Team Coaches/Media  
 Paul Carroll..... LB.... 1st Team Coaches/2nd Team Media  
 Scott Davis ..... LB.... 2nd Team Coaches  
 Isaac Ferrell ..... OG ... 1st Team Coaches/2nd Team Media  
 Michael Morris ..... DT.... 2nd Team Media  
 Franklin Stephens ..... C.... 1st Team Coaches

## 1995 (SoCon)

Marco Bradham..... DB ... 2nd Team Coaches/Media  
 Dexter Dawson..... RS.... 1st Team Coaches/Media  
 Jamie Glover ..... OG ... 2nd Team Coaches/Media  
 Stacy Moses ..... OT.... 2nd Team Coaches  
 Rob Stockton..... DB ... 2nd Team Coaches  
 Edward Thomas..... DE.... 2nd Team Coaches  
 Brancis Williams ..... DB ... 1st Team Coaches/2nd Team Media

## 1996 (SoCon)

Jamie Glover ..... OG ... 2nd Team Coaches/Media  
 Roderick Russell ..... FB.... 2nd Team Coaches/Media  
 Edward Thomas..... DE.... 1st Team Coaches/2nd Team Media

## 1997 (SoCon)

Voncellies Allen..... NT.... 1st Team Coaches/2nd Team Media  
 Eric Davis..... DE.... 2nd Team Coaches/Media  
 Rich McGrath..... OT.... 1st Team Coaches/Media  
 Eric Meng ..... PK.... 1st Team Coaches/Media  
 Chad Nighbert..... LB.... 2nd Team Coaches/Media  
 Roderick Russell ..... FB.... 1st Team Coaches/Media  
 D.T. Tanner..... LB.... 1st Team Coaches  
 Anthony D. Williams... DT.... 2nd Team Coaches  
 Mark Williams ..... OG ... 1st Team Coaches/Media  
 Kenny Worob..... P.... 2nd Team Coaches/Media

## 1998 (SoCon)

Voncellies Allen..... NT.... 1st Team Coaches/Media  
 Chris Chambers ..... PK.... 1st Team Coaches/Media  
 Grant Chesnut ..... OT.... 2nd Team Coaches/Media  
 Eric Davis..... DE.... 2nd Team Coaches/1st Team Media  
 Benjy Harris..... DE.... 2nd Team Coaches/Media  
 Greg Hill ..... QB ... 1st Team Coaches/Media  
 Corey Joyner..... RS.... 1st Team Media  
 Corey Joyner..... SB.... 2nd Team Coaches/Media  
 Rich McGrath..... OT.... 2nd Team Coaches/1st Team Media  
 Earthwind Moreland .. CB.... 1st Team Coaches/2nd Team Media  
 Daryl Morrell ..... LB.... 1st Team Coaches  
 Adrian Peterson..... FB.... 1st Team Coaches/Media  
 Arkee Thompson ..... FS.... 1st Team Coaches/Media  
 Mark Williams ..... OG ... 1st Team Coaches/Media  
 Matt Winslette ..... C.... 1st Team Coaches/Media

## 1999 (SoCon)

Voncellies Allen..... NT.... 1st Team Coaches/Media  
 Chris Chambers ..... PK.... 2nd Team Media  
 Greg Hill ..... QB ... 1st Team Coaches/Media  
 Rich McGrath..... OT.... 1st Team Coaches/Media  
 Earthwind Moreland .. CB.... 1st Team Coaches/Media  
 Jason Neese ..... LB.... 2nd Team Coaches/Media  
 Freddy Pesqueira..... DT.... 2nd Team Coaches  
 Adrian Peterson..... FB.... 1st Team Coaches/Media  
 Eugene Phillips ..... DT.... 1st Team Coaches/Media  
 Kiwauke Thomas ..... CB.... 1st Team Coaches/2nd Team Media  
 Arkee Thompson ..... FS.... 2nd Team Coaches/1st Team Media  
 Mark Williams ..... OG ... 1st Team Coaches/Media

## 2000 (SoCon)

Nate Gates..... CB.... 1st Team Coaches/Media  
 Jason Neese ..... LB.... 2nd Team Coaches/Media  
 Freddy Pesqueira..... DT.... 1st Team Coaches/Media  
 Adrian Peterson..... FB.... 1st Team Coaches/Media  
 Lavar Rainey..... CB.... 2nd Team Coaches/1st Team Media

## 2001 (SoCon)

Jamar Jones ..... DE.... 2nd Team Coaches  
 Josh Jones ..... OG ... 2nd Team Coaches/Media  
 Robert LeBlanc..... DT.... 2nd Team Coaches  
 James McCoy..... OT.... 2nd Team Coaches/Media  
 Freddy Pesqueira..... DT.... 1st Team Coaches/Media  
 Adrian Peterson..... FB.... 1st Team Coaches/Media  
 J.R. Revere..... QB ... 1st Team Coaches/Media  
 Joe Scott..... LB.... 2nd Team Media  
 David Young ..... SS.... 1st Team Coaches/Media  
 James Young ..... FS.... 2nd Team Coaches  
 Michael Youngblood .... LB.... 2nd Team Coaches

## 2002 (SoCon)

Jermaine Austin ..... FB.... 2nd Team Coaches/1st Team Media  
 Freddy Pesqueira..... DT.... 1st Team Coaches/Media  
 Charles Clarke..... C.... 1st Team Coaches/Media  
 James McCoy..... OT.... 2nd Team Coaches/1st Team Media  
 Joe Scott..... LB.... 1st Team Coaches/Media  
 Zzream Walden ..... SB.... 2nd Team Coaches  
 Ant Williams..... RS.... 2nd Team Coaches/1st Team Media  
 Chaz Williams..... QB ... 1st Team Coaches/Media  
 David Young ..... SS.... 1st Team Coaches/Media  
 James Young ..... FS.... 2nd Team Coaches

## 2003 (SoCon)

Jermaine Austin ..... FB.... 1st Team Media  
 Lewis Barr ..... RS.... 2nd Team Coaches/1st Team Media  
 Derrick Butler ..... LB.... 1st Team Coaches/2nd Team Media  
 Eric Hadley ..... DT.... 2nd Team Media  
 Sean Holland..... PK.... 2nd Team Media

## 2004 (SoCon)

Jermaine Austin ..... FB.... 2nd Team Media  
 Derrick Butler..... LB.... 1st Team Coaches/Media  
 A.J. Bryant..... FS.... 1st Team Media  
 Teddy Craft ..... RS.... 2nd Team Coaches/Media  
 Jonathan Dudley ..... PK.... 1st Team Coaches/2nd Team Media  
 Eric Hadley ..... DL.... 1st Team Coaches/Media  
 Dan Jordan ..... P.... 1st Team Coaches/Media  
 DeShawn Jude ..... DL.... 2nd Team Coaches  
 Terence McBride..... DB ... 1st Team Coaches  
 Eric McIntire ..... DL.... 2nd Team Coaches  
 John Mohring..... LB.... 2nd Team Coaches  
 Chad Motte ..... OG ... 1st Team Coaches/Media  
 Tariq Muhammad..... DB ... 2nd Team Coaches  
 Travlis Sims ..... OG ... 2nd Team Coaches  
 Charrod Taylor ..... DL.... 2nd Team Coaches  
 Albert Turner ..... OT.... 1st Team Coaches/Media  
 Lance Wayne ..... C.... 1st Team Media  
 Chaz Williams..... QB ... 2nd Team Coaches/Media  
 James Young ..... FS.... 1st Team Coaches/Media

## 2005 (SoCon)

Jermaine Austin ..... FB.... 1st Team Media  
 Teddy Craft ..... WR ... 2nd Team Coaches  
 Terence McBride..... DB ... 1st Team Coaches/Media  
 Chad Motte ..... OG ... 1st Team Coaches/Media  
 John Mohring..... LB.... 1st Team Coaches/Media  
 Charrod Taylor ..... DL ... 2nd Team Coaches/1st Team Media  
 Lance Wayne ..... C.... 2nd Team Media

## 2006 (SoCon)

Jayson Foster..... WR ... 1st Team Coaches  
 Jayson Foster..... RS.... 2nd Team Coaches/1st Team Media  
 Brandon Jackson ..... DB ... 2nd Team Coaches/Media  
 John Mohring..... LB.... 1st Team Coaches/Media  
 Charrod Taylor ..... DL.... 1st Team Coaches  
 Lance Wayne ..... C.... 1st Team Media

## 2007 (SoCon)

Larry Beard ..... DE.... 1st Team Coaches/Media  
 Chris Covington ..... DB ... 2nd Team Coaches/1st Team Media  
 Marcelo Estrada..... OG ... 2nd Team Coaches/Media  
 Jayson Foster..... QB ... 1st Team Coaches/Media  
 Jesse Hartley ..... PK.... 2nd Team Coaches/Media  
 Lamar Lewis..... RB.... 2nd Team Coaches  
 Russell Orr ..... OT.... 1st Team Coaches/Media  
 Damon Suggs..... DL.... 2nd Team Coaches  
 Brad Williams..... OT.... 2nd Team Coaches

## 2008 (SoCon)

Raja Andrews ..... WR ... 2nd Team Media  
 Chris Covington ..... LB.... 1st Team Coaches/Media  
 Dion DuBose..... LB.... All-Freshman  
 Charlie Edwards ..... P.... All-Freshman  
 Dio Herrera..... OG ... 2nd Team Coaches  
 Adrian Mora ..... PK.... 2nd Team Coaches/Media  
 Dakota Walker ..... DE.... 1st Team Coaches/Media

## 2009 (SoCon)

Brent Russell ..... DL.... 2nd Team Coaches/1st Team Media  
 Markeith Wylie..... DL.... 2nd Team Coaches

## 2010 (SoCon)

Charlie Edwards ..... P..... 1st Team Coaches/Media  
 Brett Moore..... OT.... 1st Team Coaches/2nd Team Media  
 Josh Rowe ..... LB.... 2nd Team Coaches  
 Brent Russell ..... DL.... 1st Team Coaches/Media  
 Laron Scott ..... CB.... 1st Team Coaches/Media  
 RS.... 1st Team Coaches/Media  
 Roderick Tinsley ..... DT.... 2nd Team Coaches/Media

## 2011 (SoCon)

Robert Brown..... RB.... 2nd Team Media  
 Dorian Byrd ..... OL.... 2nd Team Coaches  
 John Douglas ..... DL.... 2nd Team Coaches/Media  
 William Maxwell ..... OL.... 1st Team Coaches/Media  
 Brett Moore..... OT.... 1st Team Coaches/Media  
 Adrian Mora ..... PK.... 1st Team Coaches/Media  
 Brent Russell ..... DL.... 1st Team Coaches/Media  
 Laron Scott..... CB.... 1st Team Coaches/Media  
 RS.... 1st Team Coaches/Media  
 Jaybo Shaw ..... QB ... 2nd Team Coaches/Media

## 2012 (SoCon)

Dorian Byrd ..... OL.... 1st Team Coaches/Media  
 Logan Daves ..... OL.... 2nd Team Media  
 Dion DuBose..... DL.... 1st Team Coaches/2nd Team Media  
 Darius Eubanks..... DB ... 1st Team Coaches/2nd Team Media  
 Javon Mention ..... DL.... 2nd Team Media  
 Brent Russell ..... DL.... 1st Team Coaches/Media  
 J.J. Wilcox..... DB ... 1st Team Coaches/2nd Team Media

## 2013 (SoCon)

Dorian Byrd ..... OL.... 1st Team Coaches/Media  
 Garrett Frye..... OL.... 2nd Team Coaches/Media  
 Jerick McKinnon ..... RB.... 1st Team Coaches/Media  
 Kyle Oehlbeck..... LB.... 2nd Team Coaches  
 Manrey Saint-Amour .... OL.... 2nd Team Coaches/Media  
 Deion Stanley..... DB ... 2nd Team Media  
 Lavelle Westbrooks..... DB ... 2nd Team Coaches/Media

## 2014 (Sun Belt)

Matt Breida ..... RB.... 1st Team  
 Logan Daves ..... OL.... Honorable Mention  
 Matt Dobson ..... DB ... 2nd Team  
 Kevin Ellison..... QB ... 2nd Team  
 Jay Ellison..... DL.... Honorable Mention  
 Garrett Frye..... OL.... 1st Team  
 Edwin Jackson..... LB.... 1st Team  
 Manrey Saint-Amour .... OL.... 1st Team  
 Deion Stanley..... S..... Honorable Mention  
 Antwione Williams..... LB.... Honorable Mention

## 2015 (Sun Belt)

Matt Breida ..... RB.... 1st Team  
 Bernard Dawson..... DL.... 2nd Team  
 Jay Ellison..... DL.... 2nd Team  
 Darien Foreman..... OL.... 1st Team  
 Ironhead Gallon ..... LB.... Honorable Mention

Antonio Glover ..... DB ... 1st Team  
 Derek Keaton..... RS.... 1st Team  
 Andy Kwon..... OL.... 2nd Team  
 L.A. Ramsby ..... RB.... Honorable Mention  
 Antwione Williams..... LB.... Honorable Mention  
 Caleb Williams..... DB ... Honorable Mention

## 2016 (Sun Belt)

Kevin Ellison ..... QB ... Honorable Mention  
 Ukeme Eligwe ..... LB.... Honorable Mention  
 Ironhead Gallon ..... LB.... 1st Team  
 BJ Johnson III ..... WR... Honorable Mention  
 Darius Jones Jr..... CB.... Honorable Mention  
 Younghoe Koo ..... PK.... 1st Team  
 Andy Kwon..... OL.... 1st Team

## 2017 (Sun Belt)

Tyler Bass ..... PK.... 2nd Team  
 Monquavion Brinson.. DB ... 2nd Team  
 Wesley Fields ..... RB.... Honorable Mention  
 Logan Hunt ..... DL.... 2nd Team  
 Raymond Johnson III.. DL.... Honorable Mention  
 Curtis Rainey..... OL.... Honorable Mention  
 Shai Werts..... QB ... Honorable Mention

## 2018 (Sun Belt)

Tyler Bass ..... PK.... 1st Team  
 Monquavion Brinson.. DB ... 2nd Team  
 Rashad Byrd ..... LB.... Honorable Mention  
 Jeremiah Culbreth..... OL.... 2nd Team  
 Wesley Fields ..... RB.... 2nd Team  
 Logan Hunt ..... DL.... 3rd Team  
 Raymond Johnson III.. DL.... 2nd Team  
 Wesley Kennedy III .... RB.... Honorable Mention  
 Ty Phillips..... DL.... Honorable Mention  
 Curtis Rainey..... OL.... 1st Team  
 Kindle Vildor ..... DB ... 1st Team  
 Shai Werts..... QB ... Honorable Mention

## 2019 (Sun Belt)

Tyler Bass ..... PK.... 2nd Team  
 Monquavion Brinson.. DB ... 3rd Team  
 Rashad Byrd ..... LB.... 2nd Team  
 Kenderick Duncan Jr. ... S..... 3rd Team  
 Reynard Ellis..... LB.... Honorable Mention  
 Raymond Johnson III.. DL.... 1st Team  
 Wesley Kennedy III .... RB.... Honorable Mention  
 J.D. King ..... RB.... Honorable Mention  
 Kindle Vildor ..... DB ... 1st Team  
 Shai Werts..... QB ... Honorable Mention

## 2020 (Sun Belt)

Anthony Beck II ..... P..... 3rd Team  
 Rashad Byrd ..... LB.... 2nd Team  
 Derrick Canteen..... CB.... 1st Team  
 Aaron Dowdell ..... OL.... 3rd Team  
 Raymond Johnson III.. DL.... 1st Team  
 J.D. King ..... RB.... Honorable Mention  
 Ryan Langan ..... LS.... Honorable Mention  
 Shai Werts..... QB ... Honorable Mention  
 Anthony Wilson..... S..... Honorable Mention

## 2021 (Sun Belt)

Anthony Beck II ..... P..... 2nd Team  
 Khalil Crowder..... OL.... 3rd Team  
 Aaron Dowdell ..... OL.... Honorable Mention  
 Justin Ellis ..... DL.... Honorable Mention  
 Khaleb Hood ..... WR... Honorable Mention  
 Eldrick Robinson III.... LB.... 3rd Team  
 Anthony Wilson..... DB ... 3rd Team  
 CJ Wright..... DL.... 2nd Team  
 Logan Wright ..... RB.... Honorable Mention

## 2022 (Sun Belt)

Derwin Burgess Jr..... WR... Honorable Mention  
 Derrick Canteen..... CB.... 3rd Team  
 Khalil Crowder..... OL.... 2nd Team  
 Justin Ellis ..... DL.... 3rd Team  
 Khaleb Hood ..... WR... 2nd Team  
 Caleb Kelly ..... OL.... 3rd Team  
 Alex Raynor..... K..... Honorable Mention  
 Jeremy Singleton ..... WR... Honorable Mention  
 Kyle Vantrease..... QB ... 3rd Team  
 Marques Watson-Trent.. LB.... 2nd Team  
 Jalen White ..... RB.... 3rd Team  
 Anthony Wilson..... DB ... Honorable Mention

## 2023 (Sun Belt)

Shemar Bartholomew.. DB ... 2nd Team  
 Davis Brin ..... QB ... Honorable Mention  
 Derwin Burgess Jr..... WR... Honorable Mention  
 Khalil Crowder..... OL.... 1st Team  
 Khaleb Hood ..... WR... 2nd Team  
 JJay McAfee ..... TE.... Honorable Mention  
 Rasheed Miller ..... OL.... 2nd Team  
 TJ Smith ..... DB ... Honorable Mention  
 Marques Watson-Trent.. LB.... 1st Team  
 Jalen White ..... RB.... 3rd Team  
 Anthony Wilson..... DB ... Honorable Mention

## 2024 (Sun Belt)

Bryson Broadway ..... OL.... 2nd Team  
 Derwin Burgess Jr..... WR... Honorable Mention  
 Caleb Cook ..... OL.... 3rd Team  
 Chance Gamble ..... DB ... 2nd Team  
 Davon Gilmore ..... LB.... Honorable Mention  
 Alex Smith..... P..... Honorable Mention  
 Marc Stampely II ..... DB ... 2nd Team  
 Marques Watson-Trent.. LB.... 1st Team  
 Jalen White ..... RB.... Honorable Mention  
 Pichon Wimbley ..... OL.... 3rd Team

## SOCON OFFENSIVE PLAYER OF THE YEAR

1998..... Adrian Peterson..... RB..... Coaches/Media  
 1999..... Greg Hill ..... QB..... Coaches/Media  
 2001..... Adrian Peterson..... RB..... Coaches  
 2002..... Chaz Williams ..... QB..... Coaches/Media  
 2003..... Jermaine Austin ..... RB..... Coaches/Media  
 2007..... Jayson Foster..... QB..... Coaches/Media

## SOCON DEFENSIVE PLAYER OF THE YEAR

1993..... Alex Mash.....DL.....Coaches  
 2001..... Freddy Pesqueira.....DT.....Coaches  
 2008..... Chris Covington.....LB.....Media  
 2011..... Brent Russell.....DT.....Coaches/Media

## SOCON FRESHMAN PLAYER OF THE YEAR

1994..... Kenny Robinson.....QB.....Coaches/Media  
 1998..... Adrian Peterson.....RB.....Coaches/Media  
 2002..... Jermaine Austin.....RB.....Coaches/Media  
 2004..... Jayson Foster.....QB.....Coaches  
 2005..... Dedrick Bynam.....DB.....Coaches/Media  
 2011..... Dominique Swope.....RB.....Coaches

## SOCON COACH OF THE YEAR (COACHES)

1993..... Tim Stowers  
 1997..... Paul Johnson  
 1998..... Paul Johnson  
 2004..... Mike Sewak  
 2011..... Jeff Monken

## SOCON WALLACE WADE COACH OF THE YEAR (MEDIA)

1993..... Tim Stowers  
 1997..... Paul Johnson  
 1998..... Paul Johnson  
 2011..... Jeff Monken

## SOCON JACOBS BLOCKING TROPHY

(Outstanding Offensive Lineman)  
 1994..... Franklin Stephens  
 1997..... Mark Williams  
 1998..... Mark Williams  
 2002..... Charles Clarke

## SUN BELT COACH OF THE YEAR

2014..... Willie Fritz

## SUN BELT DEFENSIVE PLAYER OF THE YEAR

2024..... Marques Watson-Trent

## SOCON ALL-FRESHMAN TEAM

Dion DuBose.....LB.....2008  
 Charlie Edwards.....P.....2008  
 Derek Heyden.....DB.....2008  
 Adrian Mora.....PK.....2008  
 J.B. Shippy.....LB.....2008  
 K.R. Snipes.....DB.....2008  
 Adam Urbano.....RB.....2008  
 Patrick Barker.....WR.....2009  
 Darius Eubanks.....DB.....2009  
 Brent Russell.....DL.....2009  
 Jamere Valentine.....WR.....2009  
 Robert Brown.....RB.....2010  
 Dorian Byrd.....OT.....2010  
 Josh Gebhardt.....DE.....2010  
 Manrey Saint-Amour.....OL.....2011  
 Deion Stanley.....DB.....2011  
 Dominique Swope.....RB.....2011  
 Patrick Flowe.....LB.....2012  
 Alex Hanks.....PK.....2012  
 Kevin Ellison.....QB.....2013  
 Younghoe Koo.....PK.....2013

## SUN BELT ALL-NEWCOMER TEAM

L.A. Ramsby.....RB.....2014  
 Wesley Fields.....RB.....2015  
 Ukeme Eligwe.....LB.....2016

## FOUR-TIME FIRST-TEAM ALL-CONFERENCE

Adrian Peterson.....RB.....1998, 99, 00, 01  
 Brent Russell.....DL.....2009, 10, 11, 12

## THREE-TIME FIRST-TEAM ALL-CONFERENCE

Voncellies Allen.....NT.....1997, 98, 99  
 Jermaine Austin.....RB.....2003, 04, 05  
 Rich McGrath.....OT.....1997, 98, 99  
 Freddy Pesqueira.....DT.....2000, 01, 02  
 Mark Williams.....OL.....1997, 98, 99

## TWO-TIME FIRST-TEAM ALL-CONFERENCE

Matt Breida.....RB.....2014, 15  
 Derrick Butler.....LB.....2003, 04  
 Chris Covington.....DB, LB.....2007, 08  
 Jayson Foster.....WR/QB.....2006, 07  
 Greg Hill.....QB.....1998, 99  
 Raymond Johnson III.....DE.....2019, 20  
 Terence McBride.....DB.....2004, 05  
 John Mohring.....LB.....2005, 06  
 Brett Moore.....OT.....2010, 11  
 Earthwind Moreland.....CB.....1998, 99  
 Chad Motte.....OG.....2004, 05  
 Laron Scott.....CB, RS.....2010, 11  
 Charrod Taylor.....DL.....2004, 05  
 Arkee Thompson.....FS.....1998, 99  
 Marques Watson-Trent.....LB.....2023, 24  
 Lance Wayne.....C.....2004, 06  
 Kindle Vildor.....CB.....2018, 19  
 David Young.....SS.....2001, 02



*Adrian Peterson was inducted into the College Football Hall of Fame in 2017.*

# ALL-TIME LETTERMEN



## A - A - A

Abraham, Jake	2014, 15, 16
Abrams, Ronnie	2002
Adam, Tim	1984
Adams, Derek	2001
Adcock, Gavin	2020
Agnew, Terico	2010, 11, 12
Aiken, Chris	1985, 86
Akinniranye, Tobi	2009, 10
Alexander, Ross	2014, 15, 16, 17
Alford, Darren	1987, 88
Allen, Donnie F.	1986, 87, 88, 89
Allen, Donnie L.	1983, 84, 85, 86
Allen, Rob	1982
Allen, Tre	2018, 20, 21
Allen, Voncellies	1996, 97, 98, 99
Almon, Brad	1989, 90, 91
Almond, Patrick	1995
Alves, Mike	2001
Anderson, Darion	2017, 18, 19, 20
Anderson, Kevin	2003
Anderson, Michael	1997, 98, 99, 00
Anderson, Steve	1984
Anderson, T.J.	2001, 02, 03, 04
Anderson, Truman	1982
Andrews, Brandon	2002, 03, 04, 05
Andrews, Raja	2005, 06, 07, 08
Anthony, LaBaron	2018
Anthony, Warnell	1983, 84, 85, 86
Archie, Ezrah	2022
Arnold, David	2008
<b>Arnold, OJ</b>	<b>2022, 23, 24</b>
Armout, Chris	1991, 92
Arowoselu, James	2009
Ashkouti, Chris	2006, 07
Austin, Anthony	1997
Austin, Derick	1993, 94, 95, 96
Austin, Jermaine	2002, 03, 04, 05
Austin, Shawn	1990, 91, 92, 93
Avret, Clint	1989, 90, 91
Ayoub, Miguel	1990, 91, 92, 93

## B - B - B

Backer, Peyton	2019
Bagley, Jacob	2012
Bailey, Korentheus	2011
Baker Jr., Darrell	2017, 18, 19, 20, 21
Baker, Robert	1982, 83, 84
Baker, James	1991, 92
Banks, James	1997

Banks, Jeff	1983, 86, 87
Banks, Lee	2008, 09, 10
Banks, William	2012, 13
Banta, Jake	2012, 13, 14, 15
Barbour, Clint	2002, 03, 04
Barden, Jaylon	2023
Barker, Brit	1982, 83
Barker, Jerry	2005, 06, 07
Barker, Josh	2008, 09
Barker, Patrick	2009, 10, 11, 12
Barney, Leander	2008
Barr, Lewis	2002, 03, 04, 05
Barras, David	1982
Barron, Herman	1984, 85, 86, 87
Barron, Maurice	1984, 85, 86
Bartholomew, Shemar	2023
Bass, Tyler	2016, 17, 18, 19
Battle, Anthony	1993, 94
Battle Jr., Jonathan	2012, 13, 14, 16
Bauerle, Magill	2018
Baugus, Travis	2016
Beard, Larry	2005, 06, 07, 08
Beauchamp, Buddy	1982, 83, 84
Beck II, Anthony	2019, 20, 21, 22
Bell, Melvin	1982, 83, 84
Bellingrath, Bob	1998, 99
Belser, Deryl	1988, 89, 90, 91
Belser, Tristram	1994, 95, 96
Belser, Tony	1985, 86, 87, 88
Bembry, Deonta	2019, 20, 21
Benefield, Terrione	2006, 07, 08, 09
Benson, Randy	1982
Benton, Cordell	1996, 97
Behrman, Joe	2008
Berry, Michael	1988, 89, 90, 91
Bernard, Brad	1986, 87, 88, 89
Bignon, Jadwin	2007
Bing, Maurice	1995, 96
Bird, Brad	2000, 01
Birdsong, Justin	2018, 19, 20, 21, 22
Bironas, Rob	2000
Black, Bob	1982
Blaine, Anthony	2005
Blaxton, Garrett	2011
Blount, Chris	1998, 99, 00, 01
Bolen, Patrick	2006, 07, 08
Bonds, Kerry	2007, 08, 09
Bonner, Quincy	2022
Boone, Larry	1985, 86
Boone, Randell	1987, 88, 89

Bortles, Robby	1982
Bostick, Charles	1991, 92, 93, 95
Bowdry, Jay	2016, 17, 18, 19
Bowen, Alex	2021, 23
Bowen, Brad	1983, 84, 85, 86
Bowen, Greg	1984
Bower, Harland	2006, 07, 08, 09
<b>Boyd, Dom</b>	<b>2024</b>
Boynton, Tommy	2014, 15, 17
Bozeman, Robb	2021
Bradham, Marco	1992, 93, 94, 95
Bradley, Lonnie	1985, 86
Bradley-Glenn, Todd	2017, 18, 19, 20, 22
<b>Bradshaw, Taylor</b>	<b>2024</b>
Brantley, Bubba	1999, 00, 01
Breda, Bill	1989
Breida, Matt	2013, 14, 15, 16
Bremer, Joe	1982
Brice III, Robert	2013, 14
Bride, Tyler	2020, 21, 22
Brin, Davis	2023
Brinson, Monquavion	2016, 17, 18, 19
Britt, Danny	1991, 92, 93, 94
<b>Broadway, Bryson</b>	<b>2023, 24</b>
Brooks, Lee	1993, 94, 95, 96
Brooks, Lewis	2005, 08
Brown, AJ	2022
Brown, Beau	1983, 84
Brown, Cam	2018, 19, 20
Brown, Charwel	2007, 09
Brown, Chris	2001
Brown, Demond	1998
Brown, Eddie	1999
Brown, Kado	2017, 18
Brown, Lamar	2009
Brown, Robert	2010, 11, 12
Brown, Ryan	2015
Brown, Tim	1987, 88, 89, 90
<b>Brown III, Johnnie</b>	<b>2024</b>
Browning III, Will	2019
Brownlee, Seth	2005
Bryant, A.J.	2002, 03, 04, 05
Bryant, Jonathan	2009, 11, 12, 13
Buchannon, DeAndre	2023
<b>Bullard, Latrell</b>	<b>2022, 23, 24</b>
Bullock, Ken	1986, 87
<b>Bunkley-Shelton, LV</b>	<b>2024</b>
Burchett, James	2000, 02, 03
Burgess, Matt	2004
<b>Burgess Jr., Derwin</b>	<b>2021, 22, 23, 24</b>
Burkett, Travis	1998, 99, 2000
Burnette, Chris	2008, 09
Burnette, Ken	1986, 87, 88
Burt, Charlie	1992, 93, 94
Bush, Ian	2018
Bussey, Fred	2006
Bussey Jr., William	2013, 14, 15, 16
Bussoletti, Steve	1988, 89, 90, 91
Burden, Willie	2009, 10, 11, 12
Butler, Derrick	2001, 02, 03, 04
Butler, D.J.	2018, 20
Butler Jr., Ken	2014, 15, 16
Butler, Kenny	1986, 87
Butler, Michael	2010, 11
Butler, Tray	2010, 12, 13, 14
Butler, Tony	1997, 98
Byers, Tony	1990

Bynam, Dedrick	2005, 06
Byrd, Dorian	2010, 11, 12, 13
Byrd, Rashad	2017, 18, 19, 20
Byrd, Roscoe	2015
Byrne, Ryan	2010

## C - C - C

Cabral, Victor	2001, 02, 03, 04
Cade, Marcus	2001
Cain, Jerry	1982
Callaway, Justin	2007, 08
Camp, Tim	2005, 06, 07, 08
Campbell, Irving	2006, 07
Campbell, Myles	2014, 15, 16, 17
Canteen, Derrick	2020, 22
Cantrell, P.J.	2001, 02, 03, 04
Carter, Griffin	2021, 22, 23
Carper, Charles	1983, 84, 85
<b>Carroll, Chance</b>	<b>2024</b>
Carroll, Paul	1991, 92, 93, 94
Carter, Bryce	2004
Carter Jr., Dexter	2017, 18, 19, 20, 21
Carter, Hal	1994, 95, 96, 97
Carter, James	1986, 87
Carter, James R.	1983, 84, 85, 86
Carter, Mike	1982
Cave, Carlos	2010, 11, 12, 13
Chadwick, Hunter	1997
Chafin, Scott	1990, 91, 92, 93
Chambers, Chris	1996, 97, 98, 99
Chandler, Darren	1985, 86, 87
Chapple, Lee	2008, 09
Cherry, Luke	2012, 13
Chesnut, Grant	1995, 96, 97, 98
Christensen, Bryce	2022
Christopher, Roderick	1993
Chubb, Henry	2007
Ciarletta, Tommy	1983, 84
Cigelske, Connor	2021
Clark, Travis	2006, 07
Clarke, Charles	1999, 00, 01, 02
Clarke, Mike	2001
Clayton, Roy	1993, 95, 96
Clemons, Cory	2007
<b>Cobb, Dalen</b>	<b>2022, 23, 24</b>
Cochran, Charles	1984, 86, 87
Coen, John	1982
Cofield, Tra	2019
Coley, Edmund	1999, 00
Collier, Chris	2007
Collins, Ed	2014
Collins, Kyle	2008, 09
Collins, Paul	2000, 02, 03, 04
Connors, Scott	1982
Cook, Caleb	2022
Cool, David	1988, 89, 90, 91
Cooper, Dreck	1998, 99, 00, 01
Cooper, Deshon	2017, 18
Cooper, Jakob	2018, 19
Cooper, Valdon	2012, 13, 14
Corbett, Danny	2022
Cordy, Reggie	2001, 02, 03
Covington, Chris	2005, 06, 07, 08
Cox, Logan	2020
Cox, Melvin	2000, 01, 02
Craft, Teddy	2003, 04, 05
Crane, Greg	1995, 96



Anthony Beck II

Cravey, Jay..... 1982  
 Crawford, Jarrell.....2008  
 Crenshaw, Joe ..... 1987, 88, 89  
 Crockett, Montay..... 2013, 14, 15, 16  
 Cross, Brandon .....2019  
**Crouch, Chris .....2023, 24**  
 Crowder, Khalil..... 2020, 21, 22, 23  
 Culbreth, Jeremiah..... 2015, 16, 17, 18  
 Cundari, Steve.....2007, 08  
 Cunningham, Bennie ..... 1996, 97, 98, 99  
 Cushing, Joey ..... 1991, 92, 93, 94

### D - D - D

Daggett, Leonard ..... 2001, 02, 03, 04  
**Dallas, Josh .....2023, 24**  
 Dam, Raul ..... 1996, 97  
 Daniel, Branden .....2006, 07  
**Daniel, Matthew.....2023, 24**  
 Daniels, Quaun.....2011, 12, 14  
 Danridge, Devin ..... 2000  
 Darnell, Quincy..... 2023  
 Daves, Logan .....2011, 12, 13, 14  
**Davis, DaShawn .....2023, 24**  
 Davis, Eric ..... 1997, 98  
 Davis, John ..... 1998  
 Davis, Kevin..... 2001, 02, 03, 04  
 Davis, Mark ..... 1982  
 Davis, Nick..... 1990, 91, 92, 93  
 Davis, Oliver ..... 1987  
 Davis, Ri'Chard .....2006, 07  
 Davis, Scott ..... 1992, 93  
**Davis, Tyrell.....2021, 23, 24**  
 Dawson, Bernard..... 2013, 14, 15, 16  
 Dawson, Darius ..... 1990, 91, 92, 93  
 Dawson, Dexter..... 1992, 93, 94, 95  
 Days, Ean.....2014  
 Dean, James.....2012, 14, 15

DeBartola, Blake ..... 2009, 10, 11, 12  
**Dedman, Reid..... 2021, 22, 23, 24**  
 DeLaRosa, Chris..... 2014, 15, 16, 17  
 DeMasi, Russell .....2012  
 Denton, Jalen .....2023  
 Dereszynski, Nick ..... 1990  
 Devine, Parker..... 2019, 20, 21, 22  
 Dial-Watson, Chandler .....2021  
 Dial-Watson, Chase .....2021, 22, 23  
 Dickerson, Chris ..... 2005  
 Dickerson, James..... 1996, 97  
 Diebolt, Doug ..... 1982  
 Dill, Steve ..... 1995, 96, 97, 98  
 Dirrim, Ethan.....2022, 23  
 Dixon, Stewart ..... 1993, 94, 95  
 Dixon, Taz ..... 1986, 87, 88, 89  
 Dixon III, Terron .....2023  
 Dobson, Matt .....2012, 13, 14, 15  
 Douglas, John.....2010, 11  
 Douglas, Pat ..... 1982  
 Dowis, Mike..... 1988, 89, 90  
 Dowdell, Aaron ..... 2018, 19, 20, 21  
 Draughorne, Cameron..... 2005  
 DuBose, Dion ..... 2008, 09, 10, 12  
 Dudley, Jonathan ..... 2003, 04, 05, 06  
 Duncan Jr., Kenderick..... 2018, 19, 20  
 Dunmon, Trey.....2008  
 Dupree, Joe ..... 1992, 93, 94  
 Durden, Tim ..... 1987  
 Durham, Danny..... 1983, 84, 85, 86  
 Duvall, Marcus.....2010, 11  
 Dye, Jim ..... 1982, 83

### E - E - E

Earwood, Jason ..... 2003, 04, 05, 06  
 Eaves, Edward ..... 1985, 86  
 Eberly, Eric..... 1989

Echols, Brandon .....2006, 08  
 Ecton, Lane ..... 2017, 18, 19  
 Edwards, Charlie..... 2008, 09, 10, 11  
 Edwards, Jake..... 2017, 18, 19  
 Edwards, Lawrence ..... 2018, 19  
 Edwards, Phillip .....2007  
 Edwards III, Michael .....2021  
 Efford, Lester ..... 1988, 89, 90, 91  
 Eichler, Rod ..... 1986, 87  
 Ejike, Justice.....2011, 12, 13, 14  
 Ellis, Justin .....2020, 21, 22  
 Ellis, Reynard.....2019  
 Eligwe, Ukeme .....2016  
 Ellington, Willie..... 1994, 95, 97  
 Ellison, Jay..... 2013, 14, 15, 16  
 Ellison, Kevin..... 2013, 14, 15, 16  
 Estrada, Marcelo..... 2005, 06, 07  
 Eubanks, Darius..... 2009, 10, 11, 12  
 Evans, Jeff ..... 1982, 83, 84, 85  
 Everett, Dietrich ..... 1997, 98, 99, 00

### F - F - F

**Fall, Elhadj ..... 2024**  
 Farmer, Markus ..... 2011, 12  
 Felton, Darrian .....2007, 08  
 Ferguson, Jack.....2023  
**Ferguson, Jacob .....2023, 24**  
 Ferguson, Jon..... 2020, 21, 22, 23  
 Ferrell, Isaac ..... 1991, 92, 93, 94  
 Few, Daniel .....2009  
 Ficklin, Willando..... 1989, 91, 92  
 Fields, Wesley..... 2015, 16, 17, 18  
 Findley, Terance..... 1990  
 Fineran, Daryl..... 1982  
 Flowe, Patrick.....2012, 14, 15  
 Flowers, Jared .....2009, 10  
 Flowers, Walter .....1993

Flynn, Matt..... 2014, 15, 16, 17  
 Foley, Tim ..... 1984, 85, 86, 87  
 Fooks, Henry..... 1982  
 Ford, Hakim..... 2001, 02  
 Foreman, Darien.....2012, 13, 14, 15  
 Fortune, Obe ..... 2017, 18  
 Foster, Jayson ..... 2004, 05, 06, 07  
 Fountain, Cole ..... 2007, 08, 09  
 Fraley, Shafton ..... 1991, 92, 93, 94  
 Franklin, Dennis ..... 1985, 86, 87, 88  
 Franklin, Jonathan ..... 1996, 98  
 Free, Wylan ..... 2022  
 Freeman, Cherard..... 1996, 97, 98, 99  
 Freeman, John .....2016  
 Freeman, Sean ..... 2017, 18  
**French, JC..... 2024**  
**Fromm, Tyler ..... 2024**  
 Frye, Garrett .....2011, 12, 13, 14

### G - G - G

Gaddy, Sean ..... 2014, 15, 16  
 Gainey, Sean ..... 1986, 87, 88, 89  
 Gallon, Ironhead .....2012, 14, 15, 16  
 Galloway, JT .....2022  
 Galvin, Bo .....2006, 07  
**Gamble, Chance ..... 2024**  
 Garland, Reggie ..... 1994, 95, 96, 97  
 Garrett, Monteo ..... 2017, 18  
 Gates, Nate..... 1999, 00  
 Gebhardt, Josh .....2010, 11, 12, 13  
 Gehrsitz, Tim ..... 2003, 04  
 George, Ryan..... 2014, 15  
 Geter, Keith ..... 1986, 87  
 Giacomarro, Charlie.....2006, 07  
**Gibbs, Terrance ..... 2024**  
 Giboney, Pierce..... 2004, 07  
 Giddens, Kevin ..... 1984  
 Giles, Mark ..... 1988, 89, 90, 91  
**Gilmore, Davon..... 2023, 24**  
 Gilmore, Miguel ..... 2010, 11  
 Gilstrap, Thomas..... 1982  
 Gjone, James..... 1995, 96  
 Glenn, D'Ondre.....2017  
 Glenn, Kevon..... 2021  
 Glover, Antonio ..... 2013, 14, 15  
 Glover, Jamie..... 1993, 94, 95, 96  
 Godfrey, Demarcus ..... 2015, 17  
 Godsey, Justin ..... 2000, 01  
 Gordon, Brent .....2009  
 Gordon, Curtis ..... 1988, 89, 90, 91  
 Gore, Milton ..... 1985, 86  
 Gorsuch, Jeff ..... 1982  
 Gourdeau, Paul.....2010  
 Govan, Nardo ..... 2013, 14, 15, 16  
 Grace, Audrell ..... 1998  
 Grace, Dawayne .....2006  
 Grall, Drake .....2018  
 Gray, Chris .....2010, 12  
 Gray, Herman ..... 1990  
 Gray, Jamel.....2014  
 Gray, Sean .....2006, 07  
 Green, Gerald ..... 2020, 21, 22  
**Green, Prince..... 2023, 24**  
 Green, Ricory.....2006  
 Greer, Billy.....2010, 11  
 Greer, Melvin..... 2005  
 Gregory, Clinton ..... 1992, 93



Khalil Crowder

# ALL-TIME LETTERMEN



Griffin, Quan .....2018  
 Griffin, Randy ..... 1982  
 Griffin, Tre ..... 2013, 15, 16  
 Gross, Raymond ..... 1987, 88, 89, 90

## H - H - H

Hadden, Ryan ..... 1997, 99, 00  
 Hadley, Eric ..... 2001, 02, 03, 04  
 Hadley, Robert ..... 1993, 94, 95  
 Hagan, Austin ..... 2012  
 Haley, Reed ..... 1992, 93, 94  
 Ham, Tracy ..... 1983, 84, 85, 86  
 Hames, Travis ..... 2000, 01, 02, 03  
 Hamilton, Mike ..... 2007  
 Hammock, Bryan ..... 1984  
**Hammonds, Jacob ..... 2024**  
 Hancock, Chase ..... 2019, 20  
 Hanks, Alex ..... 2012, 13, 14, 15  
 Haralson, Shawn ..... 1989, 90, 91, 92  
 Hardison, Winston ..... 1999, 00, 01, 02  
 Hardee, Rafael ..... 2013  
 Harley, Vegas ..... 2013, 14, 15, 16  
 Harper, Clint ..... 1984  
 Harrell, Neil ..... 2009  
 Harris, Alfonza ..... 1993, 94  
 Harris, Benjy ..... 1997, 98  
 Harris, Jr., Chris ..... 2017, 18, 19, 20  
 Harris, Gerald ..... 1983, 84, 85, 86  
 Harris, Jack ..... 1988, 89, 90  
 Harris, Ricky ..... 1983, 84, 85, 86  
 Harris, Thevenn ..... 2003, 04  
 Harrow, Dante ..... 1997, 98, 99  
 Hartley, Jesse ..... 2007, 08  
 Harvey, Cossie ..... 1994, 95, 96, 97  
 Harvin, Terry ..... 1987, 88, 89, 90  
 Hastings, Gib ..... 1982  
 Hawkins, Jason ..... 2007  
 Hay, Brennan ..... 1999  
 Hayes, Eugene ..... 1989, 90, 91  
 Hayes, Nathaniel ..... 1982, 83, 84  
 Haynie, Joe ..... 2007, 08  
 Heard, Da'Quan ..... 2013, 15  
 Heard, Kevin ..... 2000, 01  
 Hendrix, Darrell ..... 1987, 88, 89  
 Henry, Malik ..... 2015, 16, 17  
 Henton, Antonio ..... 2008  
 Herold, Trey ..... 1984, 85

Herrera, Dio ..... 2006, 07, 08  
 Herrington, Virgil ..... 1992  
 Heyden, Derek ..... 2008, 09, 10, 11  
 Hickey, Nico ..... 2008, 09, 10, 11  
 Hickey, Noah ..... 2015  
 Hicklin, Tay ..... 2012, 13, 14, 15  
 Hickman, Damel ..... 2023  
**Hicks, Davon ..... 2024**  
 Hicks, Ken ..... 1984  
 Higdon, Shannon ..... 2003, 04  
 Hill, Carson ..... 2006, 07, 08, 10  
 Hill, Greg ..... 1996, 97, 98, 99  
**Hill Jr., Tracy ..... 2023, 24**  
 Hitson, Alton ..... 1992, 93  
 Hodge, David ..... 1984, 85, 86, 87  
 Holbrook, Bruce ..... 1984, 85, 86, 87  
 Holland, Sean ..... 2003  
 Holmes, Chad ..... 1992, 93, 94, 95  
 Holt, Ben ..... 1982, 83, 84  
 Hood, Khaleb ..... 2019, 20, 21, 22, 23  
 Hopkins, Charlie ..... 2002, 03, 04, 05  
 Hopkins, Darryl ..... 1988, 89, 90, 91  
 Horne, Dallas ..... 1999, 00  
 Howard, Gabe ..... 2021  
 Howard, Quan ..... 2016  
 Howell, Justin ..... 2022  
 Hudson, Don ..... 1990, 91, 92  
 Huggins, Irving ..... 2013  
 Hughes, Bart ..... 1987, 88, 89  
 Hull, Tyrone ..... 1984, 85, 86, 87  
 Hunt, Hughie ..... 1992, 93, 95  
 Hunt, Logan ..... 2015, 16, 17, 18  
 Hunt Jr., Maurice ..... 2012, 13, 14, 15  
 Hunt, Torrance ..... 2013  
 Hunter, Donte ..... 2000  
 Hunter, Trey ..... 2001, 02, 03, 04  
 Huntley, Albert ..... 1988, 89, 90  
 Hutchinson, Kevin ..... 1983

## I - I - I

Irby, Eric ..... 2000, 01, 02, 03

## J - J - J

**Jackson, Ayden ..... 2024**  
 Jackson, Brandon ..... 2006, 07  
 Jackson, Edwin ..... 2011, 12, 13, 14  
 Jackson, Jalen ..... 2020, 21, 22



Raymond Gross

Jackson, Javon ..... 2020  
 Jackson, Jermaine ..... 1992, 93  
 Jackson, Khadry ..... 2021, 22, 23  
 James, Marvin ..... 1996, 97, 98  
 Jefferson, Devron ..... 2003, 04  
 Jefferson, Lynon ..... 2004, 05, 07  
 Jenkins, Jessie ..... 1982, 83, 84, 85  
 Jensen, Dane ..... 2004, 05, 06, 07  
 Jiles, Tom ..... 1996, 97, 98, 99  
 Johns, Eddie ..... 1982, 83, 84, 85  
**Johnson, Beau ..... 2020, 21, 22, 23, 24**  
 Johnson, Brad ..... 1997, 98, 99  
 Johnson, Chris ..... 1997, 98, 99, 00  
 Johnson, Cy ..... 1983  
 Johnson, Frank ..... 1985, 86, 87, 88  
 Johnson, Jamal ..... 2013, 14, 15, 16  
 Johnson, Jarmarcus ..... 2006, 07  
 Johnson III, BJ ..... 2013, 14, 15, 16  
 Johnson III, Raymond ..... 2017, 18, 19, 20  
 Johnson Jr., Andrew ..... 2021  
 Johnson Jr., George ..... 2017  
 Johnson, Ronald ..... 1990, 91, 92  
 Johnson, Titus ..... 1997, 98, 99, 00  
 Johnson, Willie ..... 2000  
 Johnston, Gip ..... 1982  
 Jones, Anthony ..... 2008  
 Jones, Amare ..... 2021, 22

Jones, Carter ..... 2008, 09, 10, 11  
 Jones Jr., Darius ..... 2013, 14, 15, 16  
 Jones, George ..... 1988, 89  
 Jones, Jamar ..... 1998, 99, 00, 01  
 Jones, Josh ..... 2000, 01  
 Jones, Riyahd ..... 2011  
 Jordan, Daniel ..... 2004, 05, 06, 07  
 Jordan, Tyler ..... 2022  
 Josue, Benz ..... 2018, 20, 21  
 Joyner, Corey ..... 1996, 97, 98  
 Joyner, Kris ..... 1992, 93  
 Jude, DeShawn ..... 2002, 03, 04

## K - K - K

Kearney, Carl ..... 2001, 02, 03  
 Kearns, Nick ..... 1998, 99, 00, 01  
 Keaton, Derek ..... 2014, 15  
 Kelly, Caleb ..... 2017, 18, 20, 21, 22  
 Kelly, Ryan ..... 2005  
**Kenerson, Sam ..... 2024**  
 Kennedy III, Wesley ..... 2017, 18, 19, 20  
 Kerfoot, Jimmy ..... 1982, 83  
 Keyes, A.K. ..... 2002, 03  
 Kimbrell, Curtis ..... 1989, 90  
 King, J.D. ..... 2019, 20  
 King, Jerome ..... 1987  
 King, Josh ..... 2011  
 King, Roger ..... 2004  
 Kitchen Jr., Ephraim ..... 2020  
 Klugey, Raymond ..... 2011, 12, 13, 14  
 Koo, Younghoe ..... 2013, 14, 15, 16  
 Kranz, Brian ..... 2004, 05  
 Krueger, Justin ..... 2008, 09  
 Kwon, Andy ..... 2013, 14, 15, 16

## L - L - L

Lamar, Hunter ..... 2013, 14  
 Lane, Brandon ..... 2012  
 Langan, Ryan ..... 2017, 18, 19, 20  
 Langemeier, Logan ..... 2020, 21, 22  
 Langston, Mark ..... 2021, 22  
 Lantz, Michael ..... 2022, 23  
 LaRocco, Tom ..... 1998, 99, 00  
 LaRoche, Matt ..... 2020  
 LaSalle, Scott ..... 1982, 83, 84  
 Layson, Brett ..... 2008, 09, 10  
 LeBlanc, Michael ..... 1993



Khaleb Hood

LeBlanc, Robert.....	1998, 99, 00, 01
Lester, Terry.....	1993
Lee, Allen.....	2013
Lee, Jeff.....	1982, 83
Lee, Wesley.....	1985, 86
Lee Jr., Tarrion.....	2023
Leeds, Jarrod.....	2019
<b>Lester Jr., Evan.....</b>	<b>2022, 23, 24</b>
Lewis, Darius.....	2020, 21
Lewis, David.....	2006, 07, 08, 09
Lewis, DeVonte.....	2014
Lewis, Dylan.....	2020
Lewis, Lamar.....	2006, 07
Liptrot, Jessie.....	2016, 17, 18, 19
Little, Delano.....	1983, 84, 85, 86
Locke, Robert.....	2000, 01, 02, 03
<b>Locke, Trevon.....</b>	<b>2022, 23, 24</b>
Lokey, Scott.....	1982
Logan, Ron.....	1995
Lomastro, Steve.....	1982, 83
Lonas, Zach.....	2010, 11, 12, 13
Long, Larry.....	2005
Longoria, Ryan.....	2014, 15
Lord, Will.....	2002
Los, Johnny.....	2004
Lovett, Brian.....	1996, 97
Lovett Jr., Will.....	2021
Loving, Jonathan.....	2007, 08, 09
Lowe, Billy.....	2007
Lucky, Jawaun.....	2010

### M - M - M

Mack, Basail.....	1996, 97, 99, 00
Malone, Chris.....	1996, 97
Magaña, Max.....	2015, 16
Mann, Brandavious.....	2008, 09, 10, 11
Marshall, Jay.....	1985, 86, 87, 88
Martin, Javonte.....	2010, 12, 13
Mash, Alex.....	1990, 91, 92, 93
Matthew, Christian.....	2016
Matthews, Flint.....	1985, 86, 87
Mattingly, Evan.....	2007, 08, 09, 10
Maxwell, Shane.....	1988, 89, 90, 91
Maxwell, William.....	2008, 09, 10, 11
Maye, Kameron.....	2014
Maynard, Marquice.....	2004, 05, 06
<b>Mbadinga, David.....</b>	<b>2023, 24</b>

Mcafee, Jjay.....	2021, 22, 23
McBride, Mel.....	1991
McBride, Terence.....	2002, 03, 04, 05
McBurnett, Trevor.....	2011, 12, 13, 14
McCloud, LJ.....	2022
McClurg, Chuck.....	1988, 89, 90, 91
McCoy, James.....	1999, 00, 01, 02
McCray, A.J.....	2008, 10, 11, 12
McCray, Steve.....	1987
McCutchen, Reggie.....	2003, 04, 05, 06
McDevitt, Patrick.....	1982, 83
McGee, Zyon.....	2019, 20, 21, 22
McGhee, Alonzo.....	1988, 89, 90
McGinley, Chip.....	1989
McGrady, Derrick.....	1990, 91
McGrath, Rich.....	1996, 97, 98, 99
McGriff, Lionel.....	2007
McIntire, Eric.....	2001, 02, 03, 04
McIntosh, Michael.....	2006, 07, 08
McKenzie, Emory.....	2019
McKinnon, Jerick.....	2010, 11, 12, 13
McMillan, Jesse.....	2000, 01, 02, 03
Mears, Mike.....	1983
Meng, Eric.....	1995, 97
Mention, Javon.....	2010, 11, 12, 13
<b>Meyers, Justin.....</b>	<b>2022, 23, 24</b>
Michaud, Mark.....	2017, 18, 19
Middlebrooks, Corey.....	1998, 99, 00, 01
Middleton, Ken.....	2005
<b>Mikhael, JP.....</b>	<b>2024</b>
Miller, Brian.....	2018, 20, 21, 22, 23
Miller, Garry.....	1987, 88
Miller, Karl.....	1987, 88, 89, 90
Miller, Rasheed.....	2022, 23
Mohring, John.....	2003, 04, 05, 06
Montford, Renard.....	2004, 05, 06
Moon, Joshua.....	2016, 17, 18
Moore, Brett.....	2010, 11
Moore, Robert.....	1993, 95, 96
Mora, Adrian.....	2008, 09, 10, 11
Moreland, Earthwind.....	1996, 97, 98, 99
Morgan, Ashley.....	1997, 98
Morgan, Kinte.....	1996
Morrell, Daryl.....	1997, 98
Morris, Brad.....	1984, 85, 86, 87
Morris, David.....	2007
Morris, Jackson.....	2014, 15

Morris, Michael.....	1991, 92, 93, 94
Morse, Kevin.....	1990, 91
Moses, Stacy.....	1992, 93, 94, 95
Mosley, Miller.....	2020
Motte, Chad.....	2002, 03, 04, 05
Mouzon, Phillip.....	2000
Muhammad, Tariq.....	2002, 03, 04, 05
Murphy, Jermaine.....	2007
Murphy, Richard.....	2005
Murray, Malik.....	2018, 19, 20
Murray, R.J.....	2015, 16, 17
Mutimer, Jim.....	1988, 89, 90, 91
Myers, Mark.....	1999, 00, 01, 02

### N - N - N

Natson, Tony.....	1982
Nash, J.T.....	2005, 07
Neese, Jason.....	1998, 99, 00
Newby Jr., Derrick.....	2019
Nighbert, Chad.....	1994, 95, 97
Nobles, Derrick.....	1999, 00
Nolley, Brandon.....	2009
Norris, Vincent.....	1992
Northrup, Ryan.....	2015, 16, 17
Norton, Don.....	1990, 91
Nottage, Rex.....	1989, 90, 91, 92
Nowicki, Ryan.....	2013, 14, 15

### O - O - O

O'Batatunde, Sam.....	2014
Odoms, Terrence.....	1991, 92
Oglesby, Carlton.....	2000, 01
Oglesby, Rodney.....	1988, 89, 90, 91
Oehlbeck, Kurt.....	2014, 15
Oehlbeck, Kyle.....	2010, 11, 12, 13
O'Neil, Chris.....	1999, 00, 01
Orr, Russell.....	2004, 05, 06, 07
Owens, Derrick.....	1999, 00, 01, 02
Owens, Terry.....	1999

### P - P - P

Pace, Treun.....	2020
Parham, Dedric.....	1996, 97, 98, 99
Parham, Kel.....	2013
Parker, Austin.....	2020
Parker, Pat.....	1984, 85, 86, 87
Parr, Patrick.....	1989, 90

Parrish, Henry.....	1992
Parrish, Rusty.....	1989, 90, 91, 92
Parsons, Shane.....	1983
Pasco, Darrell.....	2008, 09
Patterson, Kevin.....	1998, 99
Payne, Steve.....	1991, 92, 93
Peacock, John.....	1996, 97
Pearson, Jordan.....	2022
Peoples, Cole.....	2012, 14
Pelkisson, Sean.....	2020, 21
Perkins, Dexter.....	1992
Perry, Rick.....	1982, 83
Pesqueira, Freddy.....	1999, 00, 01, 02
Peterson, Adrian.....	1998, 99, 00, 01
Petkovich, Josh.....	2008, 09, 11
Phillips, Eugene.....	1996, 97, 98, 99
Phillips, Fernando.....	2004
Phillips, Ty.....	2017, 18, 19
Pike, Vance.....	1983, 84, 85
<b>Pikes, Troy.....</b>	<b>2024</b>
Plant, Thomas.....	1994
Porter, Thomas.....	1984, 86, 87
Presume, Hudson.....	2009, 11
Pritchard, Dennis.....	2014
Proft, J.T.....	1994
Pyron, Aaron.....	2020, 21, 23

### Q - Q - Q

Queeley, Anthony.....	2023
-----------------------	------

### R - R - R

Rainey, Curtis.....	2015, 16, 17, 18
Rainey, Lavar.....	1996, 97, 99, 00
Ramsby, L.A.....	2014, 15, 16, 17
Randall, J.C.....	2002
Ransom, Cam.....	2021
Ransom, Colby.....	2017, 18, 19
Raye, Tommy.....	1982
Raynor, Alex.....	2020, 21, 22
Reckers, Zach.....	2010, 11, 12
Reddick, Dusty.....	2004, 05, 06, 07
Reddick, Connell.....	2012
Rediger, Cody.....	2012, 13, 14, 15
Reese, Tomarcio.....	2017, 18
Reeves, Derrick.....	1994, 95, 96, 97
Reid, Maurice.....	1991, 92, 93
Renfroe, Rodney.....	1983, 84
Revere, J.R.....	1998, 99, 00, 01
Reynolds, Teva.....	2022
<b>Rhodes, Davion.....</b>	<b>2023, 24</b>
<b>Rhodes, Justin.....</b>	<b>2023, 24</b>
Rice, Brannon.....	1989, 90, 91
Richardson, Ellis.....	2017, 18
Richardson, Jeff.....	1985
Richardson, John.....	1982, 83, 84
Richardson, Jonathan.....	1992, 93, 94, 95
Richardson, Kregg.....	1992
Richardson, Lennie.....	2008, 13, 14, 15
Riley, Blake.....	2010, 11, 12, 13
Rio, Matt.....	2001, 02, 03, 04
Roberts, Ezekiel.....	1996, 97
Roberts, Will.....	1994, 95
Robertson, Seth.....	2020, 21, 22, 23
Robinson, Aundra.....	2001
Robinson, Calvin.....	1986, 87
Robinson, Cortez.....	1996, 97, 98, 99
Robinson, Darreion.....	2009, 10, 11, 12



Jerick McKinnon

# ALL-TIME LETTERMEN



Robinson, De ..... 2002  
**Robinson, Demarcious..... 2024**  
 Robinson, Kenny ..... 1994, 95, 96, 97  
 Robinson, Leonard ..... 1983  
 Robinson II, Eldrick.....2021  
 Rogers, Andrae..... 1994, 95, 97, 98  
 Rogers, Chris .....2007, 08  
 Rogers, Christopher.....2009, 10  
 Rogers, Elliott..... 1999, 00  
 Rogers, Larry..... 1994, 95, 97, 98  
 Rogers, Marcus.....2018  
 Ross, Joe..... 1987, 88, 89, 90  
 Rossignol, Hugo ..... 1982, 83, 84, 85  
 Roulhac, Robert .....2007  
 Rountree, Darryl..... 2000  
 Rowe, Josh .....2009, 10, 11, 13  
 Rozelle, Brandon ..... 1990, 91, 92, 93  
 Rozier, Zeke ..... 2008, 09, 11  
 Rucker, Matt .....2008  
 Russ, Marcus .....2008  
 Russell, Brent ..... 2009, 10, 11, 12  
 Russell, Roderick ..... 1994, 95, 96, 97  
 Rutledge Jr., Donald.....2019  
 Rutledge, T.J. .... 2002, 04, 05

## S - S - S

Safford, Darius.....2013  
 Saint-Amour, Manrey.....2011, 12, 13, 14  
 Sam, Rayquan .....2014, 15, 16  
**Sanders Jr., Marcus .....2022, 23, 24**  
 Sanford, Dexter ..... 1984  
 Sapp, Darius ..... 2014, 15, 16, 17  
 Sasser, Boyd ..... 2010, 11, 12  
 Sazama, Tim ..... 1982  
 Scarborough, Hal .....2006  
 Schuchts, Bart ..... 1984  
 Schuyler, Josh..... 2002, 03  
 Scott, Adam .....2008

Scott, Anthony ..... 1998, 99, 2000  
 Scott, Brian ..... 1999  
 Scott, Devin.....2011, 12, 13, 14  
 Scott, Gene..... 1989, 90, 91  
 Scott, JaBre ..... 2003  
 Scott, Joe..... 1999, 00, 01, 02  
 Scott, Laron ..... 2009, 10, 11  
 Seamans, Mike ..... 1982  
 Sease, Gene..... 1982  
**Secka, Kebba ..... 2024**  
 Seise, Isaiah .....2015  
 Selbach, Eric..... 2004, 05  
 Sellers, Brian ..... 1993, 94  
 Sewak, Nick.....2016  
 Sharpe, Everett..... 1986, 87, 88, 89  
 Sharpe, Monty ..... 1983, 84, 85, 86  
 Shaw, Jaybo .....2010, 11  
 Shaw, Trevor.....2012  
 Shealy, Michael .....2011, 13  
 Shelton, Scott..... 1999, 00, 01, 02  
 Sherman, Jack..... 2002, 03, 04, 05  
 Shields, David..... 1982, 83, 84  
 Shippy, J.B. .... 2008, 09  
 Shook, Shannon ..... 1995, 96, 97  
 Showers, Kentrellis.....2011, 12, 13, 14  
 Sikkelee, Paul ..... 1989, 90, 91  
 Simmons, Chevelle..... 1997, 98  
 Simmons, David ..... 1982, 83, 84  
 Sims, Andre .....2015  
 Sims, Machon..... 1987  
 Sims, Travlis..... 2004, 05  
 Singletary, Java'n .....2019  
 Singleton, Jeremy .....2022  
 Sloan, Ronald..... 1995  
 Small, Carl..... 1996, 97, 98  
 Smiley, Darius ..... 2003, 04, 05, 06  
 Smith, Alex (OL) .....2020  
**Smith, Alex (P)..... 2023, 24**

Smith, Brandon..... 1995, 96, 97  
 Smith, Danny ..... 1989  
**Smith, Dorrian ..... 2024**  
 Smith, Emil ..... 2020, 21  
 Smith, Eric..... 1993, 94  
 Smith, Giff ..... 1987, 88, 89, 90  
 Smith, Jeff..... 1982  
 Smith, Jeremy .....2021  
 Smith, Kierron .....2022, 23  
 Smith, Lucas..... 2002  
 Smith, Tony ..... 1986, 87, 88  
**Smith, TJ ..... 2023, 24**  
 Smith, Trey ..... 1988  
 Smithers, Josh..... 1996, 97, 98, 99  
**Smyth, Jeffrey .....2022, 23, 24**  
 Snipes, K.R. .... 2008, 09, 11  
 Solomon, Antonio .....2007  
 Solomon, Shaheen..... 2003, 04, 05, 06  
 Sorrell, Terrence ..... 1989, 90, 91, 92  
 Spalding, Matt ..... 1988  
 Spaulding, Michael .....2010  
 Springer, Collin.....2023  
 Springer, Dillon ..... 2019, 20, 21, 22  
 Spurgeon, Kevin ..... 1982  
 Stalnakar, Ronnie ..... 1996  
**Stampley II, Marc.....2022, 23, 24**  
 Stanley, Deion .....2011, 12, 13, 14  
 Stanley, Gary..... 1999  
 Steele, Steve..... 2004, 05  
 Stephens, Franklin ..... 1991, 92, 93, 94  
 Stephens, Tank ..... 1984  
 Stephens, Tyrone ..... 1992, 93, 94  
 Stevenson, John ..... 2009, 10, 11, 12  
 Steverson, Tobias..... 1995, 96  
**Stewart, Gavin..... 2024**  
 Stewart, Mike..... 1999, 00  
 Stipe, Stan..... 1984, 85, 86, 87  
 Stockton, Rob..... 1992, 93, 94, 95


Stokes, Dion ..... 2000, 01, 02, 03  
 Stokes, Fred..... 1983, 84, 85, 86  
**Strong, Chandler ..... 2023, 24**  
 Stroud, Kyle.....2011  
**Stroud, MJ ..... 2023, 24**  
 Suaava, Marcus ..... 2005  
 Suarez, Jesse ..... 2004, 05, 07  
 Suber, Donnie ..... 1989, 90  
 Suggs, Damon..... 2005, 06, 07, 08  
 Sullivan, Jevon ..... 1995, 96, 97, 98  
 Sullivan, Reggie ..... 1991  
 Sumner, Tyler ..... 2009, 10, 11, 12  
 Surrency, Ross ..... 1987  
 Swope, Dominique..... 2011, 12

## T - T - T

Tanner, D.T..... 1994, 95, 96, 97  
 Taylor, Charrod ..... 2003, 04, 05, 06  
 Taylor, Christian.....2015  
 Taylor, Garryon ..... 2007, 08, 09  
 Taylor, Jimmy ..... 1987  
 Taylor, Quentin.....2007, 08  
 Taylor, Travis ..... 1992, 93, 95, 96  
 Teal, Chris .....2007  
 Terrell, Robert .....1988  
 Thatcher, Bill ..... 1992, 93  
 Thigpen, Eric ..... 1993, 94, 95, 96  
 Thomas, Brandon .....2013, 14  
 Thomas, Brent.....2009, 11  
 Thomas, Edward..... 1993, 94, 95, 96  
 Thomas, Kiwaukee ..... 1996, 97, 98, 99  
 Thomas, Marc .....2008  
 Thomas, Reggie..... 2004  
 Thompson, Arkee ..... 1998, 99  
 Thompson, Ernest ..... 1985, 87, 88, 89  
**Thompson, Joshua .....2022, 23, 24**  
 Thompson, Michael..... 2004  
 Thompson, NaJee.....2018, 19, 20, 21, 22  
 Thornton, Ced ..... 1996  
 Thornton, Chaz .....2015, 16  
 Thornton, Matt..... 1995  
 Thrasher, Taqua ..... 2000  
 Tierney, Connor .....2013, 14  
 Tinsley, Roderick ..... 2008, 09, 10, 11  
 Tobler, Xavier.....2013  
 Tomlin, Justin..... 2019, 20, 21  
 Townsend, Tim ..... 1990  
 Townsend Jr., Shelby .....2017  
 Treadwell, Derrick ..... 1996  
**Trice, Holden ..... 2024**  
 Turner, Albert ..... 2002, 03, 04  
 Turner, Dominic..... 1992, 93  
 Turner, Dylan.....2014  
 Turner, Joe..... 2005  
 Turner, Lance..... 2004, 05, 06  
 Turner, Wes..... 2003, 04, 06  
 Tutera, Gino..... 1999, 00  
 Tutt, Recio ..... 1996  
 Tuttle, Joey..... 2004, 05, 06, 07  
 Turner, Dylan.....2013  
 Twiggs, Sammy ..... 1987, 88, 89

## U - U - U

Underwood, Robert ..... 1984, 85, 86, 87  
 Upshaw, Keaton .....2023  
 Urbano, Adam .....2008, 09  
 Upshaw, Favian ..... 2014, 15, 16



Jeffrey Smyth

## V - V - V

Valentine, Jamere .....	2009
Vantrease, Kyle .....	2022
Varner, Kristian .....	2022
Veal, Michael .....	2008, 10
Vildor, Kindle .....	2016, 17, 18, 19
Vliem, Traver .....	2017, 18, 19

## W - W - W

Wade, Jr., Randy .....	2018, 19, 20, 21
Wagner, Mike .....	1985, 86, 87, 88
Walters, Stedman .....	2019
Walden, Zream .....	1999, 2000, 01, 02
Walker, Craig .....	1985, 86, 87
Walker, Dakota .....	2007, 08
Walker, Grant .....	2018
Walker, Isaac .....	2022, 23
Walker, Zach .....	2011, 12, 13, 14
<b>Wallace, Weston .....</b>	<b>2023, 24</b>
Waller, Charlie .....	1986, 87, 88, 89
<b>Walton, Elijah .....</b>	<b>2024</b>
Ward, Jr., Alvin .....	2018
Ward, Chance .....	1989, 90, 91
Ward, Jeff .....	2013, 14, 15

Ward, Michael .....	1999, 00, 01, 02
Ward, Patrick .....	1982
Ward, Theoria .....	1982, 83, 84
Warnock, Ronald .....	1985, 86, 87
Warren, Heath .....	2014
Warthen, Marlow .....	1992, 93, 94, 95
Washington, Chris .....	2017
Washington, Martial .....	2017
Washington, Ron .....	1995
Watkins, AJ .....	2019, 20, 21
Watkins, Lance .....	2004, 05
Watkins, Deonte .....	2010, 11
Watkins, T.J. ....	2004, 05, 06, 07
<b>Watson-Trent, Marques ...</b>	<b>2020, 22, 23, 24</b>
Watts, Austin .....	2007
Wayne, Lance .....	2003, 04, 05, 06
Weatherby, Martin .....	2011
Weathers, Andre .....	1998, 99, 00, 01
Webb, E.J. ....	2007, 08, 09, 10
Wells, Jason .....	2002
Werts, Shai .....	2017, 18, 19, 20
West, Brant .....	1984
West, Calvin .....	2009, 10
West, Larry .....	1982, 83, 84

West, Mike .....	1987, 88, 89, 90
Westbrooks, Lavelle .....	2010, 11, 12, 13
Wheeler, Donald .....	1992
<b>Wheeler, Jackson .....</b>	<b>2023, 24</b>
Whitaker, Aaron .....	2001, 02
White, Darrius .....	2014, 15
White, Eric .....	2002, 03, 04
<b>White, Jalen .....</b>	<b>2021, 22, 23, 24</b>
White, Ryan .....	2018, 19
<b>Whitehead, JaMari .....</b>	<b>2024</b>
Whitehead, Jason .....	1989, 90
Whitley, Kevin .....	1988, 89, 90, 91
Whitton, Rob .....	1984, 85, 86, 87
Wickham, Damon .....	1982
Wiggins, Ronnie .....	2006, 07, 08, 09
Wilcher, Brian .....	2010, 11, 12
Wilcher, Brandon .....	2009
Wilcox, J.J. ....	2009, 10, 11, 12
Wildes, Sid .....	1999, 00
Wilkerson, Jonathan .....	2002
Wilkerson, Tim .....	1988
Willis, Darren .....	1991, 92, 93
Williams, Alex .....	2005
Williams, Anthony D. ....	1995, 97

Williams, Anthony J. ....	1999, 00, 01, 02
Williams, Antwione .....	2011, 12, 14, 15
Williams, Brad .....	2006, 07
Williams, Brancis .....	1993, 94, 95
Williams, Brandon Lee .....	2008
Williams, Britton .....	2021
<b>Williams, Caelan .....</b>	<b>2023, 24</b>
Williams, Caleb .....	2014, 15
<b>Williams, Cam .....</b>	<b>2023, 24</b>
Williams, Chaz .....	2001, 02, 03, 04
Williams, Cloise .....	1995, 96, 97, 98
Williams, Derrick .....	1998, 99, 00, 01
Williams, James .....	1991, 92, 93
Williams, Keigan .....	2013, 14, 15, 16
Williams, Mark .....	1996, 97, 98, 99
Williams, Matt .....	1997, 98
Williams, Myzel .....	2021
Williams, Parker .....	2017
Williams, Rashad .....	2011, 12, 13, 14
Williams, Sammy .....	1982, 83
Williams, Shannon .....	2002, 03, 04, 05
Williams, Shun .....	2005
Williams, Steve .....	2013, 14
Williams, Tavaris .....	2008, 09
Williams, Tyrie .....	2000
Williams, Quin .....	2019, 20, 21, 22
Williford, Mitchell .....	2009, 10, 11, 12
Willingham, David .....	2003, 04, 05, 06
Wilson, Anthony .....	2020, 21, 22
Wilson, Brandon .....	2021, 22
Wilson, Brian .....	1997, 98
Wilson, Chris .....	1994, 95, 96, 97
Wilson, Drew .....	2016, 17, 19, 20
Wilson, John .....	1987, 88, 89, 90
Wilson, Robert .....	1997
<b>Wimbley, Pichon .....</b>	<b>2022, 23, 24</b>
Wingard, Casey .....	2005, 07, 08
Wingard, Mari .....	2023
Winslette, Matt .....	1995, 96, 97, 98
Wise, Matt .....	2005, 06, 07
Woodard, Terry .....	1983
Woodham, Johnathan .....	2001, 02
Worob, Kenny .....	1995, 96, 97, 98
Worsham, Ross .....	1985, 86, 87, 88
Wright, A.J. ....	2012
Wright, Alvin .....	1984
Wright, C.J. ....	2018, 19, 20, 21
Wright, Chris .....	1991, 92, 93
Wright, Justin .....	2000, 01, 02
Wright, Kaylen .....	2022
Wright, Logan .....	2018, 19, 20, 21
Wright, Nick .....	2011, 12, 13, 14
Wylie, Markeith .....	2008, 09

## Y - Y - Y

York, Zach .....	2011, 12
Yost, Zander .....	2014, 15
Young, Brian .....	2000
Young, David .....	1999, 00, 01, 02
Young, James .....	2001, 02, 03, 04
Young, Nay .....	1984, 85, 86, 87
Young, Terry .....	1985, 86, 87, 88
Youngblood, Michael .....	1999, 00, 01
Youyoute, Ezayi .....	2011, 12, 14

## Z - Z - Z

Zackery, Rico .....	2003, 04, 05, 06
---------------------	------------------



Kyle Vantrease

## ALL-TIME WINS/CHAMPIONSHIPS BY COACH

Coach	Years	Seasons	Overall Record	Conference Record	Titles
Erk Russell	8	1982-1989	83-22-1	N/A	1985 Division I-AA National Championship 1986 Division I-AA National Championship 1989 Division I-AA National Championship
Paul Johnson	5	1997-2001	62-10	37-4 SoCon	1999 Division I-AA National Championship 2000 Division I-AA National Championship 1997 Southern Conference Championship 1998 Southern Conference Championship 1999 Southern Conference Championship 2000 Southern Conference Championship 2001 Southern Conference Championship
Tim Stowers	6	1990-1995	51-23	15-7 SoCon	1990 Division I-AA National Championship 1993 Southern Conference Championship
B.L. "Crook" Smith	13	1929-1941	46-69-7	N/A	N/A
Jeff Monken	4	2010-2013	36-16 (&)	18-6 SoCon	2011 Southern Conference Championship 2012 Southern Conference Championship
Mike Sewak	4	2002-2005	35-14	23-7 SoCon	2002 Southern Conference Championship 2004 Southern Conference Championship
Chad Lunsford	3+*	2017-	28-21	17-14 Lunsford	Camellia Bowl Champions New Orleans Bowl Champions
Clay Helton	3	2022-	20-19	12-12	N/A
Chris Hatcher	3	2007-2009	18-15	13-10 SoCon	N/A
Willie Fritz	2	2014-2015	16-7 (^)	13-2 Sun Belt	2014 Sun Belt
H.A. Woodle	2	1927-1928	11-6-1	N/A	N/A
E.G. Cromartie	3	1924-1926	7-5-1	N/A	N/A
Tyson Summers	1+	2016-2017	5-13	4-6	N/A
Frank Ellwood	1*	1996	4-7	2-6 SoCon	N/A
Brian VanGorder	1	2006	3-8	2-5 SoCon	N/A
Kevin Whitley	-*	2021	2-6	2-5 Sun Belt	
Dell McGee	-*	2015	1-0	N/A	GoDaddy Bowl Champions

\* - interim head coach

& - two wins vacated by NCAA

^ - one win vacated by NCAA





# COACHING RECORDS

YEAR	COACH	W	L	T	Pct.	GS		CONFERENCE			H	A	N	Post	Notes
						Pts	Pts	W	L	Pct.					
1924	E.G. Cromartie	1	0	0	1.000	6	0	--	--	--	--	--	--	--	--
1925	E.G. Cromartie	1	2	0	.333	n/a	n/a	--	--	--	--	--	--	--	--
1926	E.G. Cromartie	5	3	1	.611	58	78	--	--	--	--	--	--	--	--
1927	H.A. Woodle	6	1	1	.813	90	42	--	--	--	--	--	--	--	--
1928	H.A. Woodle	5	5	0	.500	69	54	--	--	--	--	--	--	--	--
1929	B.L. "Crook" Smith	5	2	2	.667	95	32	--	--	--	--	--	--	--	--
1930	B.L. "Crook" Smith	3	4	2	.444	46	33	--	--	--	--	--	--	--	--
1931	B.L. "Crook" Smith	2	6	0	.250	142	92	--	--	--	--	--	--	--	--
1932	B.L. "Crook" Smith	7	3	0	.700	183	77	--	--	--	--	--	--	--	--
1933	B.L. "Crook" Smith	5	4	0	.556	167	75	--	--	--	--	--	--	--	--
1934	B.L. "Crook" Smith	4	6	0	.400	131	137	--	--	--	--	--	--	--	--
1935	B.L. "Crook" Smith	3	3	2	.500	98	89	--	--	--	--	--	--	--	--
1936	B.L. "Crook" Smith	2	9	0	.222	58	30	--	--	--	--	--	--	--	--
1937	B.L. "Crook" Smith	2	9	0	.222	58	72	--	--	--	--	--	--	--	--
1938	B.L. "Crook" Smith	3	5	1	.389	35	100	--	--	--	--	--	--	--	--
1939	B.L. "Crook" Smith	5	5	0	.500	93	124	--	--	--	--	--	--	--	--
1940	B.L. "Crook" Smith	3	5	0	.375	101	183	--	--	--	--	--	--	--	--
1941	B.L. "Crook" Smith	2	8	0	.200	37	226	--	--	--	--	--	--	--	--
1982	Erk Russell	7	3	1	.682	290	190	--	--	--	2-2-1	2-1	3-0	--	--
1983	Erk Russell	6	5	0	.545	263	206	--	--	--	2-2	3-2	1-1	--	--
1984	Erk Russell	8	3	0	.727	342	215	--	--	--	4-0	2-3	2-0	--	First season at Paulson Stadium
1985 - *	Erk Russell	13	2	0	.867	460	293	--	--	--	6-1	5-1	2-0	4-0	National Champions
1986 - *	Erk Russell	13	2	0	.867	619	382	--	--	--	6-0	5-2	2-0	4-0	National Champions
1987 - *	Erk Russell	9	4	0	.692	283	220	--	--	--	6-0	3-3	0-1	1-1	NCAA Quarterfinals
1988*	Erk Russell	12	3	0	.800	459	214	--	--	--	8-0	3-2	1-1	3-1	NCAA Runners-up
1989 - *	Erk Russell	15	0	0	1.000	584	221	--	--	--	11-0	3-0	1-0	4-0	National Champions
1990 - *	Tim Stowers	12	3	0	.800	436	272	--	--	--	9-1	3-2	--	4-0	National Champions
1991	Tim Stowers	7	4	0	.636	257	160	--	--	--	5-1	2-3	--	--	--
1992	Tim Stowers	7	4	0	.636	177	151	--	--	--	6-2	1-2	--	--	--
1993 - *	Tim Stowers	10	3	0	.769	357	200	7	1	.875	7-0	3-3	--	1-1	SoCon Champions, NCAA Quarterfinals
1994	Tim Stowers	6	5	0	.545	333	270	5	3	.625	4-2	2-3	--	--	--
1995 - *	Tim Stowers	9	4	0	.692	294	237	5	3	.625	5-0	2-4	2-0	1-1	NCAA Quarterfinals
1996	Frank Ellwood (interim head coach)	4	7	0	.364	255	295	2	6	.250	2-3	2-4	--	--	Interim Head Coach
1997 - *	Paul Johnson	10	3	0	.769	423	229	7	1	.875	6-1	4-2	--	1-1	SoCon Champions, NCAA Quarterfinals
1998 - *	Paul Johnson	14	1	0	.933	654	363	8	0	1.000	10-0	4-0	0-1	3-1	SoCon Champions, NCAA Runners-up
1999 - *	Paul Johnson	13	2	0	.867	747	262	7	1	.875	8-0	4-2	1-0	4-0	National Champion, SoCon Champions
2000 - *	Paul Johnson	13	2	0	.867	506	274	7	1	.875	8-0	4-2	1-0	4-0	National Champions, SoCon Champions
2001 - *	Paul Johnson	12	2	0	.857	525	215	7	1	.889	8-1	4-1	--	2-1	SoCon Champions, NCAA Semifinals
2002 - *	Mike Sewak	11	3	0	.786	493	190	7	1	.875	7-2	4-1	--	2-1	SoCon Champions, NCAA Semifinals
2003	Mike Sewak	7	4	0	.636	311	232	5	3	.625	5-1	2-3	--	--	--
2004 - *	Mike Sewak	9	3	0	.750	564	221	6	1	.857	5-1	4-2	--	0-1	SoCon Champions, NCAA Round-16
2005 - *	Mike Sewak	8	4	0	.667	456	277	5	2	.714	5-1	3-3	--	0-1	NCAA Round-16
2006	Brian VanGorder	3	8	0	.273	235	260	2	5	.286	2-5	1-3	--	--	--
2007	Chris Hatcher	7	4	0	.636	402	348	4	3	.571	4-2	3-2	--	--	--
2008	Chris Hatcher	6	5	0	.545	350	326	4	4	.500	2-4	4-1	--	--	--
2009	Chris Hatcher	5	6	0	.454	205	303	4	4	.500	4-1	1-5	--	--	--
2010 - *	Jeff Monken	10	5	0	.667	413	277	5	3	.625	4-2	6-3	--	3-1	NCAA Semifinals
2011 - *	Jeff Monken	11	3	0	.786	492	330	7	1	.875	8-0	3-3	--	2-1	SoCon Champions, NCAA Semifinals
2012 - *	Jeff Monken	10	4	0	.714	483	308	6	2	.750	6-1	4-3	--	2-1	SoCon Champions, NCAA Semifinals
2013 - \$ ^	Jeff Monken	5	4	0	.556	232	231	4	4	.500	3-1	2-3	--	--	First BCS win over Florida
2014 - &	Willie Fritz	8	3	0	.727	447	262	7	0	1.000	4-0	4-3	--	--	Sun Belt Champions
2015	Willie Fritz	8	4	0	.667	416	279	6	2	.750	5-1	3-3	--	--	--
2015	Dell McGee (interim for GoDaddy Bowl)	1	0	0	1.000	58	27	-	-	-	-	-	1-0	1-0	GoDaddy Bowl Champions
2016	Tyson Summers	5	7	0	.417	319	318	4	4	.500	3-2	2-5	--	--	--
2017	Tyson Summers	0	6	0	.000	108	208	0	2	.000	0-2	0-3	0-1	--	--
2017	Chad Lunsford (interim/head coach)	2	4	0	.333	142	138	2	4	.333	1-2	1-2	--	--	--
2018	Chad Lunsford	10	3	0	.769	396	280	6	2	.750	5-1	4-2	1-0	1-0	Camellia Bowl Champions
2019	Chad Lunsford	7	6	0	.538	366	366	5	3	.625	5-1	2-4	0-1	0-1	Cure Bowl
2020	Chad Lunsford	8	5	0	.615	354	270	4	4	.500	6-1	1-4	1-0	1-0	New Orleans Bowl Champions
2021	Chad Lunsford	1	3	0	.250	66	136	0	1	.000	1-1	0-2	--	--	--
2021	Kevin Whitley (interim head coach)	2	6	0	.200	118	241	2	5	.286	1-3	1-3	--	--	--
2022	Clay Helton	6	7	0	.462	425	411	3	5	.375	4-2	2-4	0-1	0-1	Camellia Bowl
2023	Clay Helton	6	7	0	.462	392	396	3	5	.375	5-1	1-5	0-1	0-1	Myrtle Beach Bowl
2024	Clay Helton	8	5	0	.615	364	359	6	2	.750	4-2	4-2	0-1	0-1	New Orleans Bowl

\* - Playoff Appearance

\$ - First year FBS transition, not eligible for playoffs

^ - two wins vacated by NCAA

& - one win vacated by NCAA

Bowl	Date	Opponent	Location	Result	Attendance
GoDaddy	Dec. 23, 2015	Bowling Green	Mobile, Ala.	W, 58-27	28,656
Raycom Media Camellia	Dec. 15, 2018	Eastern Michigan	Montgomery, Ala.	W, 23-21	17,710
FBC Mortgage Cure	Dec. 21, 2019	Liberty	Orlando, Fla.	L, 16-23	18,158
R+L Carriers New Orleans	Dec. 23, 2020	Louisiana Tech	New Orleans, La.	W, 38-3	3,000 (COVID-19 Year)
Camellia	Dec. 27, 2022	Buffalo	Montgomery, Ala.	L, 21-23	15,322
Myrtle Beach	Dec. 16, 2023	Ohio	Myrtle Beach, S.C.	L, 21-41	8,059
R+L Carriers New Orleans	Dec. 19, 2024	2024	Sam Houston	L, 26-31	13,151



## 2015 GODADDY BOWL

*Georgia Southern 58, Bowling Green 27*

Quarterback Favian Upshaw ran for a career-high 199 yards and four touchdowns, and Georgia Southern scored 35 unanswered points while rushing for 452 yards to power past Bowling Green, 58-27.

Upshaw averaged 16.5 yards on 11 carries and completed a pass for 17 yards to earn the game's overall MVP honors. Additionally, Wesley Fields (75 yards rushing, 1 TD) was named Offensive MVP, Nardo Govan (4 tackles, 1 TFL, 2 FR) was named Defensive MVP and Matt Dobson (PAT return) earned Special Teams MVP honors.



## 2018 RAYCOM MEDIA CAMELLIA BOWL

*Georgia Southern 23, Eastern Michigan 21*

Tyler Bass hit three field goals, including a 40 yarder as time expired to lift Georgia Southern to a 23-21 victory over Eastern Michigan.

The Eagles took a 17-7 lead into the break after Bass hit a 50-yard field goal as the horn sounded to end the first half, but EMU took its first lead of the game with 3:33 left. The Eagles looked to be in trouble as time ran down, but on fourth and 10 from his own 41-yard line, quarterback and game MVP Shai Werts dropped back to pass, didn't see anyone open, made a defender miss and somehow scrambled for 29 yards and a key first down to set up the dramatic ending.



## 2019 FBC MORTGAGE CURE BOWL

*Liberty 23, Georgia Southern 16*

Liberty used a strong passing game and a stifling run defense to shut down Georgia Southern en route to a 23-13 victory. Flames signal caller Stephen Calvert threw for 270 yards and two scores and the Liberty offense rolled up 402 yards of total offense while GS was held to just 249 yards of total offense.

Wesley Kennedy III got the Eagles on the board with a 10-yard touchdown early in the second quarter. Tyler Bass made all three of his field goal attempts and got it to within a touchdown late, but GS couldn't get a late onside kick and the Flames ran the clock out.



## 2020 R+L CARRIERS NEW ORLEANS BOWL

*Georgia Southern 38, Louisiana Tech 3*

Shai Werts ran for three touchdowns, and Justin Birdsong posted two of Georgia Southern's four interceptions as the Eagles topped Louisiana Tech 38-3. Along with the four interceptions, the GS defense finished the day with three sacks and seven tackles for loss while allowing just 232 total yards. Werts ran for 71 yards and threw for 126 yards, to earn MVP honors. Anthony Wilson led the Eagles with six tackles, including one for loss, and added an interception. Justin Birdsong had two interceptions and Gerald Green ran 16 times for 108 yards, including a 55-yard run and a 4-yard touchdown.



## 2022 CAMELLIA BOWL

*Buffalo 23, Georgia Southern 21*

Justin Marshall caught 11 passes for 127 yards and a touchdown, and Alex McNulty kicked three second-half field goals to lead Buffalo to a 23-21 victory over Georgia Southern.

Kyle Vantrease completed 28 passes for 352 yards and two touchdowns, and Beau Johnson caught five passes for 118 yards. OJ Arnold ran for 68 yards, and Alex Raynor made two field goals. Khadry Jackson led the Eagle defense with 13 tackles, including 1.5 for loss, and a pass breakup.

The Eagles outgained Buffalo 444-387, but the Bulls held the ball for 16 minutes longer and Southern failed to score TDs twice inside the 5-yard line.



## 2023 MYRTLE BEACH BOWL

*Ohio 41, Georgia Southern 21*

Ohio scored 20 points off the five Georgia Southern turnovers to help secure a 41-21 victory.

Trailing 27-0, the Eagles put together their first solid drive of the day mid-way through the third quarter and capped the drive with a 3-yard touchdown run from David Mbadinga. On the next drive, Davis Brin hit Derwin Burgess Jr. on a 65-yard scoring pass to make it 34-14.

A 15-yard touchdown pass to tight end Jjay McAfee got the Eagles to within 13 points but a fourth-down stop by Ohio with 6:32 stymied the rally and sealed the game.



## 2024 R+L CARRIERS NEW ORLEANS BOWL

*Sam Houston 31, Georgia Southern 26*

Despite a valiant effort to the end, the Georgia Southern football team couldn't overcome five turnovers and fell to Sam Houston 31-26.

JC French found Josh Dallas on a 17-yard touchdown pass to tie the game up in the second quarter, and Jalen White punched it in from 1 yard out to make it 21-16 after the two-point conversion failed.

With five seconds left in the third quarter, Gavin Stewart drilled his second 49-yard field goal of the game to make it a two-point game, but that's as close as the Eagles would get.

**LONGEST RUN FROM SCRIMMAGE:** 80 yds., qb Favian Upshaw vs. Bowling Green, 2015 GoDaddy (TD)  
Opponent: 52 yds., rb Travis Green, Bowling Green, 2015 GoDaddy

**LONGEST PASS COMPLETION:** 79 yds., Kyle Vantrease to wr Joshua Thompson vs. Buffalo, 2022 Camellia (TD)  
Opponent: 75 yds., Mike Glass to wr Arthur Jackson, Eastern Michigan, 2018 Camellia (TD)

**LONGEST PUNT RETURN:** 31 yds., Josh Dallas vs. Sam Houston, 2024 New Orleans  
Opponent: 60 yds., Smoke Harris, LA Tech, 2020 New Orleans

**LONGEST KICKOFF RETURN:** 33 yds., Khaleb Hood vs. LA Tech, 2020 New Orleans  
Opponent: 37 yds., Wayne Toussant, LA Tech, 2020 New Orleans

**LONGEST INTERCEPTION RETURN:** 17 yds., s Justin Birdsong vs. LA Tech, 2020 New Orleans  
Opponent: 40 yds., db Walter Reynolds, Ohio, 2023 Myrtle Beach

**LONGEST PUNT:** 58 yds., Anthony Beck II vs. Liberty, 2019 Cure  
Opponent: 73 yds., Joe Davidson, Bowling Green, 2015 GoDaddy

**LONGEST FIELD GOAL:** 50 yds., Tyler Bass vs. Eastern Michigan, 2018 Camellia  
Opponent: 48 yds., Alex Probert, Liberty, 2019 Cure

**MOST RUSHING CARRIES:** 23, rb Wesley Fields vs. Eastern Michigan, 2018 Camellia  
Opponent: 27, rb Tajay Ahmed, Buffalo, Buffalo, 2022 Camellia

**MOST RUSHING YARDS:** 199, qb Favian Upshaw vs. Bowling Green, 2015 GoDaddy  
Opponent: 123, rb Israel Tucker, LA Tech, 2020 New Orleans

**MOST RUSHING TOUCHDOWNS:** 4, qb Favian Upshaw vs. Bowling Green, 2015 GoDaddy  
Opponent: 4, rb Rickey Hunt, Ohio, 2023 Myrtle Beach

**MOST PASSING ATTEMPTS:** 45, Kyle Vantrease vs. Buffalo, 2022 Camellia  
Opponent: 38, Cole Snyder, Buffalo, 2022 Camellia

**MOST PASSING COMPLETIONS:** 32, Davis Brin vs. Ohio, 2023 Myrtle Beach  
Opponent: 23, Hunter Watson, Sam Houston, 2024 New Orleans

**MOST PASSING YARDS:** 352, Kyle Vantrease vs. Buffalo, 2022 Camellia  
Opponent: 270, Stephen Calvert, Liberty, 2019 Cure

**MOST TOUCHDOWN PASSES THROWN:** 2, Kyle Vantrease vs. Buffalo, 2022 Camellia & Davis Brin vs. Ohio, 2023 Myrtle Beach  
Opponent: 3, Matt Johnson, Bowling Green, 2015 GoDaddy; Mike Glass, Eastern Michigan, 2018 Camellia

**MOST RECEPTIONS:** 7, Khaleb Hood vs. Buffalo, 2022 Camellia, Khaleb Hood vs. Ohio, 2023 Myrtle Beach & Dalen Cobb vs. Ohio 2023 Myrtle Beach  
Opponent: 11, Justin Marshall, vs. Buffalo, 2022 Camellia

**MOST YARDS ON RECEPTIONS:** 118, te Beau Johnson vs. Buffalo, 2022 Camellia  
Opponent: 127, wr Justin Marshall, Buffalo, 2022 Camellia

**MOST TOUCHDOWNS BY RECEPTIONS:** 1, wr Montay Crockett vs. Bowling Green, 2015 GoDaddy; slot Khaleb Hood vs. LA Tech, 2020 New Orleans; wr Joshua Thompson vs. Buffalo, 2022 Camellia; wr Jjay McAfee vs. Buffalo, 2022 Camellia; Derwin Burgess Jr. vs. Ohio, 2023 Myrtle Beach; Jjay McAfee vs. Ohio, 2023 Myrtle Beach; 1 Josh Dallas vs. Sam Houston, 2024 New Orleans  
Opponent: 2, wr Arthur Jackson, Eastern Michigan, 2018 Camellia

**MOST YARDS TOTAL OFFENSE:** 361, qb Kyle Vantrease vs. Buffalo, 2022 Camellia  
Opponent: 271, Cole Snyder, Buffalo, 2022 Camellia

**MOST POINTS:** 24, qb Favian Upshaw vs. Bowling Green, 2015 GoDaddy  
Opponent: 30, rb Rickey Hunt, Ohio, 2023 Myrtle Beach

**MOST FIELD GOALS MADE:** 3, Tyler Bass, vs. Eastern Michigan, 2018 Camellia; vs. Liberty, 2019 Cure  
Opponent: 3, Alex McNulty, Buffalo, 2022 Camellia

**MOST TACKLES:** 13, lb Khadry Jackson vs. Buffalo, 2022 Camellia  
Opponent: 13, lb Shaun Dolac, Buffalo, 2022 Camellia

**MOST SACKS:** 1.0, 11 times (last: 4 times vs. Sam Houston, 2024 New Orleans)  
Opponent: 2.0, de Jessie Lémonier, Liberty, 2019 Cure; de Bradley Weaver, Ohio, 2023 Myrtle Beach; s Adonis Williams Jr., Ohio, 2023 Myrtle Beach

**MOST TACKLES FOR LOSS:** 2.0, ilb Reynard Ellis & de Dillon Springer vs. Liberty, 2019 Cure  
Opponent: 3.0, de Bradley Weaver, Ohio, 2023 Myrtle Beach

**MOST INTERCEPTIONS:** 2, s Justin Birdsong vs. LA Tech, 2020 New Orleans  
Opponent: 2, lb Jaylon Jimmerson, Sam Houston, 2024 New Orleans

**MOST INTERCEPTION RETURN YARDS:** 27, Justin Birdsong vs. LA Tech, 2020 New Orleans  
Opponent: 49, lb Jaylon Jimmerson, Sam Houston, 2024 New Orleans

**MOST FORCED FUMBLES:** 1, Najee Thompson vs. Liberty, 2019 Cure; Chase Dial-Watson vs. Buffalo, 2022 Camellia; Tracy Hill Jr., vs. Sam Houston, 2024 New Orleans  
Opponent: 1, Shaun Dolac, Buffalo, 2022 Camellia; Jeremiah Wood, Ohio, 2023 Myrtle Beach; Bradley Weaver, Ohio, 2023 Myrtle Beach; CJ Johnson, Sam Houston, 2024 New Orleans

**MOST FUMBLE RECOVERIES:** 2, Nardo Govan vs. Bowling Green, 2015 GoDaddy  
Opponent: 1, Jalen McNair, Buffalo, 2022 Camellia; Shay Taylor, Ohio, 2023 Myrtle Beach; Roman Parodie, Ohio, 2023 Myrtle Beach; CJ Johnson, Sam Houston, 2024 New Orleans

**MOST KICKOFF RETURN YARDS:** 79, DeAndre Buchannon vs. Ohio, 2023 Myrtle Beach  
Opponent: 42, Wayne Toussant, LA Tech, 2020 New Orleans

**MOST PUNT RETURN YARDS:** 59, Josh Dallas vs. Sam Houston, 2024 New Orleans  
Opponent: 60, Smoke Harris, LA Tech, 2020 New Orleans

**MOST PUNTS:** 9, Anthony Beck II vs. Liberty, 2019 Cure  
Opponent: 7, Jadon Cardell, Sam Houston, 2024 New Orleans

**MOST TOUCHBACKS:** 6, Younghoe Koo vs. Bowling Green, 2015 GoDaddy  
Opponent: 4, Alex Probert, Liberty, 2019 Cure; Alex McNulty, Buffalo, 2022 Camellia

**BEST PUNTING AVERAGE:** 48.8 yds., Anthony Beck II, 2019 Cure  
Opponent: 50.0 yds., Joe Davidson, Bowling Green, 2015 GoDaddy

**100-YARD RUSHING PERFORMANCES:** Favian Upshaw (199 yds. vs. Bowling Green, 2015 GoDaddy); Wesley Kennedy III (107 yds. vs. Eastern Michigan, 2018 Camellia); Gerald Green (108 vs. LA Tech, 2020 New Orleans)  
Opponent: Frankie Hickson, Liberty (120 yds., 2019 Cure); Rickey Hunt, Ohio (115 yds., 2023 Myrtle Beach)

**BLOCKED PUNTS:** N/A  
Opponent: Mathew Sexton, Eastern Michigan, 2018 Camellia


**DEFENSIVE PATS:** Matt Dobson, vs. Bowling Green, 2015 GoDaddy (Darius White blocked PAT)  
Opponent: N/A

**MISCELLANEOUS TOUCHDOWNS:** N/A  
Opponent: Jaylon Jimmerson, Sam Houston, 2024 New Orleans (29-yd INT return)

**LONGEST TOUCHDOWN DRIVE BY GS:** 95 yards vs. Eastern Michigan, 2018 Camellia  
Opponent: 88 yards, by Liberty, 2019 Cure; by Sam Houston, 2024 New Orleans



*Tyler Bass celebrates his game-winning field goal at the horn in the 2018 Camellia Bowl win over Eastern Michigan.*





# FATHER OF GEORGIA SOUTHERN FOOTBALL

Early in 1981, the decision to begin a football program at Georgia Southern had been finalized with an exciting, but unsure future ahead.

A mid-spring day in 1981 changed all that, when Erskine "Erk" Russell called college President Dale Lick from a payphone to let him know that he would come to Statesboro. Conversations had taken place on numerous occasions, but Russell had a lot to think about. He was comfortable in Athens, about to begin his 18th season as the defensive coordinator at Georgia, but he was looking for a new challenge.

On May 23, 1981, with more than 500 fans and members of the media gathered in Hanner Fieldhouse, Georgia Southern Football announced its new head coach and Russell put the Eagles on course to become one of the elite teams in its division.

On Sept. 8, 2006, legendary coach Erk Russell passed away. His death touched not only Georgia Southern University and the Coastal Empire, but reverberated throughout the state and entire college football nation. Arguably one of the best-known people - even long past his retirement from coaching - in the state of Georgia, coach Russell was loved and respected by all.

The day before he passed away, Coach Russell spoke for nearly an hour to the Eagles, passing along stories and advice on not only football but life. That was typical of the "Father of Georgia Southern Football." He touched the lives of many, not only his players but fellow coaches and members of the community who were on hand during the ceremony celebrating his life at, where else, but Paulson Stadium.

Erk Russell's spirit lives on across the Georgia Southern campus. His vision of what could be continues to inspire the university today, as do the morals and ethics he instilled in his players and his positive impact on the community. His motto of "Do Right" are words that will be ever linked to his legacy.

Since leading the Eagle football team to its third NCAA Division I-AA national championship and retiring from coaching in December 1989, Russell gave all he could to Georgia Southern. Whether assuming chairmanship of the university's capital campaign or dousing the baseball team bus with Eagle Creek Water before its departure for the College World Series, Russell was an active and visible booster of GSU and its programs.

As a coach, Russell saved the best for last. He entered the 1989 season as America's winningest coach, orchestrator of two national championships, 68 wins and 14 All-America selections - during a seven-year period.

In the ensuing 105 days, Southern ascended to the top spot in the NCAA I-AA football poll and Russell smoked 15 victory cigars. Erk's Eagles extended Division I's longest home win streak from 26 to 37 games. Strong safety Randell Boone, free safety Taz Dixon and offensive guard Sean Gainey raised Russell's All-America count to 17. Georgia Southern gained distinction as the first 15-0 college team of that century.

Russell's final record at Georgia Southern is a remarkable 83-22-1 (.788). After the Eagles moved to Division I-AA in 1984, he fashioned a 70-14 (.825) mark. Russell averaged 10.4 wins per season.

When Georgia Southern brought football back in 1981 it looked to Russell, long-time defensive coordinator at Georgia. Russell's first Eagle team, comprised entirely of walk-on players, fashioned a 7-3-1 record in 1982. The next year, Southern went 6-5 with four of the losses by five points or less. In 1984, the Eagles entered Division I-AA and went 8-3, narrowly missing a national playoff berth. Then came consecutive 13-2 seasons and back-to-back national championships, a I-AA first. With true freshman Raymond Gross at quarterback, the Eagles advanced to the national quarterfinals in 1987 before finishing 9-4. In 1988, Southern made its third championship game appearance in four seasons, falling to Furman 17-12 in Pocatello, Idaho.

Russell, who developed a reputation as one of college football's great defensive coordinators at Georgia, put together an extraordinary offense for the Eagles. His 1986 squad led the nation in scoring (41.3 points per game), total offense (501.8 yards per game) and rushing offense (327.1). Georgia Southern was unstoppable in the playoffs during the 1986 season, averaging 50.7 points. His last Eagle team won the national rushing championship (329.2 yards per game). Southern was among the top-five teams nationally in both scoring (12.1 points) and total defense (255.9 yards) while allowing only 133 points, a school-record, and holding two opponents scoreless.

During his 17 years at Georgia, Russell molded some of the country's finest defensive teams and his Junkyard Dogs became synonymous with Bulldog football. In 1967 Georgia led the Southeastern Conference in total defense and scoring defense. The next year, Georgia topped the SEC in total defense and led the nation in scoring defense, yielding just 9.8 points per contest. In 1971, Russell's group paced the country in shutouts and finished among the nation's Top 10 in rushing defense, total defense and scoring defense. The '78 Bulldogs finished a point behind national champion Alabama in scoring defense. UGA's '79 defense forced 49 takeaways, the national high.

A native of Birmingham, Alabama, Russell held a bachelor's and master's degrees from Auburn. He played football, basketball, baseball and tennis for the Tigers, earning 10 varsity letters. Russell was the last four-sport letterman in Auburn history.

Married to Erk for 57 years, Jean Russell passed away in September 2008. The couple is survived by their two sons, Rusty and Jay.

## HONORS AND AWARDS

### 2010

Georgia Sports Hall of Fame presents inaugural "Erk Russell Spirit Award" to recognize contributions that mirror the enthusiasm that Coach Russell brought to coaching and to all of his life's endeavors.

### 2007

Erk Russell Athletic Park named in his honor

### 1996

Inducted into the Blue-Gray Game Hall of Fame

### 1990

Georgia Association of Broadcasters 'Georgian of the Year'

### 1989

Eddie Robinson Award (symbolic of top Division I-AA coach)

Football Gazette 'Coach of the Year'

USA Today Georgia 'Coach of the Year'

USA Today Georgia 'Coach of the Decade'

Kodak-American Football Coaches Assoc. I-AA 'Coach of the Year'

Georgia Sports Hall of Fame 'Coach of the Year'

### 1988

Georgia Sports Hall of Fame 'Coach of the Year'

### 1987

Inducted into the Georgia Sports Hall of Fame

### 1986

Kodak-American Football Coaches Assoc. I-AA 'Coach of the Year'

Washington, D.C., Touchdown Club I-AA 'Coach of the Year'

Football News 'Coach of the Year'

Chevrolet-CBS Sports I-AA 'Coach of the Year'

Atlanta Touchdown Club 'Coach of the Year'

Macon Touchdown Club 'Coach of the Year'

100% Wrong Club of Atlanta 'Coach of the Year'

Georgia Sports Hall of Fame 'Coach of the Year'

Statesboro Rotary Club 'Man of the Year'

### 1985

Georgia Sports Hall of Fame 'Coach of the Year'

Football News 'Coach of the Year'

ABC-TV 'Coach of the Year'

Washington, D.C., Touchdown Club I-AA 'Coach of the Year'

### 1984

Georgia Sports Hall of Fame 'Coach of the Year'

## HEAD COACHING RECORD

Year	School	W	L	T	Pct.
1982	Georgia Southern	7	3	1	.636
1983	Georgia Southern	6	5	0	.545
1984	Georgia Southern	8	3	0	.727
1985	Georgia Southern	13	2	0	.867
1986	Georgia Southern	13	2	0	.867
1987	Georgia Southern	9	4	0	.692
1988	Georgia Southern	12	3	0	.800
1989	Georgia Southern	15	0	0	1.000
<b>Eight Seasons</b>		<b>83</b>	<b>22</b>	<b>1</b>	<b>.788</b>

# #8

**RETIRED**

“The best quarterback  
in America...”

- Coach Erk Russell

**AJC AMATEUR  
ATHLETE OF THE YEAR  
1985 & 1986**

## HONORS FOR HAM

College Football Hall of Fame (2007), Canadian Football Hall of Fame (2010), Georgia Sports Hall of Fame (2012) and Georgia Southern Athletics Hall of Fame (1992) inductee.

First-team All-American in 1986.

Led Eagles to the first-ever back-to-back I-AA National Championships in 1985 and 1986.

All-time leader in total offense (8,969 yards), passing yards (5,757 yards) and passing TDs (34).

In 1986, ranked nationally in top 20 in scoring, rushing, passing efficiency and total offense.


Owens to this day numerous game, season, career, playoff and NCAA records.

No. 8 jersey retired by GS.


Drafted by the Los Angeles Rams (1987).

Played 13 years in the Canadian Football League, winning MVP honors in 1989.

Guided two different teams to Grey Cup titles and was named game MVP in 1995.



**CANADIAN FOOTBALL  
HALL OF FAME**



**COLLEGE FOOTBALL  
HALL OF FAME**

# TRACY HAM

# ADRIAN PETERSON

# #3

RETIRED

1999 WALTER PAYTON AWARD WINNER  
1999 SOCON OFFENSIVE PLAYER OF THE YEAR  
2001 SOCON OFFENSIVE PLAYER OF THE YEAR

## AP ACCOLADES

College Football Hall of  
Fame Inductee (2017).

NCAA Division I all-time leading  
rusher with 6,559 yards  
in regular-season contests.

First sophomore to win the  
Walter Payton Award.

Four-time All-American.

Led Eagles to two national titles  
and three championship games.

Rushed for 100 or more yards  
in 48 consecutive games.

At time of graduation, held 30  
school and playoff records.

Orchestrated "The Run" vs.  
Youngstown State in the 1999  
National Championship game.



No. 3 jersey retired (2001).

Sixth-round draft choice of the  
Chicago Bears (2002).

Super Bowl XLI participant.

Inducted as a member of the  
inaugural SoCon Hall of Fame  
class in 2009.

Unanimous choice for induction  
into Georgia Southern Athletics  
Hall of Fame Class of 2012 in  
first year of eligibility.





# JAYSON FOSTER

**2007 WALTER PAYTON  
AWARD WINNER**

**2007 SOCON OFFENSIVE  
PLAYER OF THE YEAR**

## **GAME CHANGER**



Earned All-America honors at three positions:  
quarterback, running back & all-purpose athlete.

2004 Southern Conference Freshman of the Year.

Set Georgia Southern record and tied SoCon mark  
for most touchdowns in a game with six.

Held NCAA all-divisions record for most rushing  
yards by a quarterback in a season (2007).

Inducted into the GS Athletics Hall of Fame in 2018.



# PAUL JOHNSON

1998 EDDIE ROBINSON AWARD WINNER

1999 AFCA NATIONAL COACH OF THE YEAR

## THE JOHNSON FILE

College Football Hall of Fame inductee (2023).

Eagle head coach from 1997-2001, compiling a 62-10 overall record (.861) and 36-4 mark against SoCon opponents (.900).

Led Eagles to two national titles and three other playoff appearances.

1999 team led nation in scoring, rushing and total offense, and set NCAA single-season record for average rushing yards per game (419.0).


Inducted into the Georgia Southern Athletics Hall of Fame in 2010.

SoCon Coach of the Year 1997 & 1998.

Won five-straight league crowns.

197 school records broken in 1999.

Coached 31 All-Americans at GSU.



# YOUNGHOE KOO

2016 LOU GROZA  
AWARD FINALIST

## KICKIN' KOO

School's First National Finalist For an FBS Award.

Third-Team All-American (Phil Steele).

First-Team All-Sun Belt Conference.

Made 19 of 20 field goals on the season for a 95 percent success rate, second-best in the FBS.

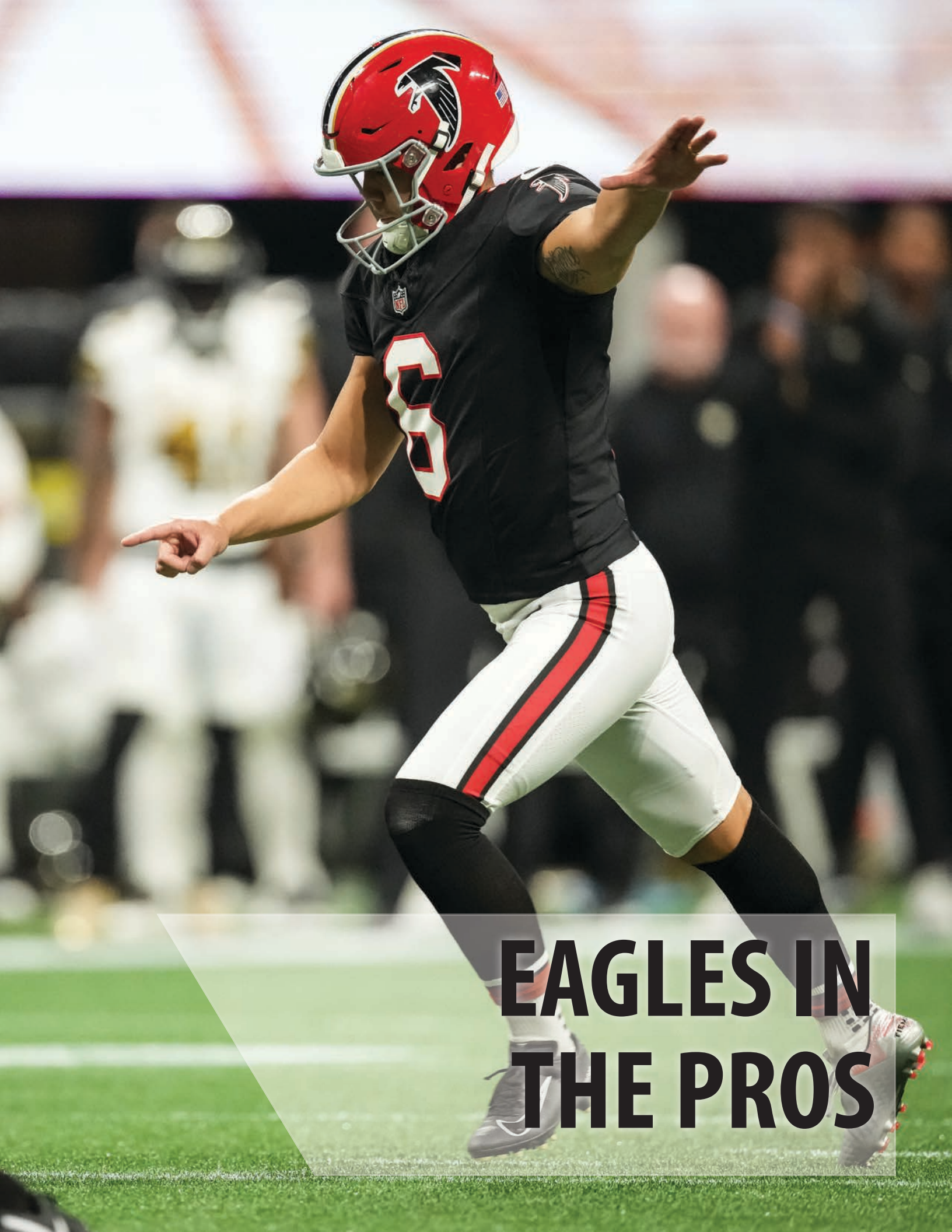
Led the Eagles in scoring with 85 points.

Made 14 straight field goals during the season, a new school record.

Set new school record for career field goal percentage.

Named to the NFL's Pro Bowl in 2020 with the Atlanta Falcons.





**EAGLES IN  
THE PROS**


The following former Georgia Southern players saw action in at least one NFL regular-season game, were with a team for a full season or were signed as free agents prior to the 2025 season:

**DARRELL BAKER JR.**  
Indianapolis (2022-23)  
Tennessee (2024-)

**SHEMAR BARTHOLOMEW**  
Carolina (2024-)

**TYLER BASS**  
Buffalo (2020-)

**ROB BIRONAS**  
Tennessee (2005-13)



YOUNGHOE KOO



DARRELL BAKER JR.

**MATT BREIDA**  
San Francisco (2017-19)  
Miami (2020)  
Buffalo (2021)  
New York Giants (2022-23)

**UKEME ELIGWE**  
Kansas City (2017)  
NY Giants (2018)  
Las Vegas (2019-20)

**DARIUS EUBANKS**  
Cleveland (2013-14)  
Dallas (2015)  
Tampa Bay (2015)

**EDWIN JACKSON**  
Indianapolis (2015-17)

**RAYMOND JOHNSON III**  
NY Giants (2021)  
Cincinnati (2022; 2024-)  
Detroit (2023)

**YOUNGHOE KOO**  
LA Chargers (2018)  
Atlanta (2020-)

**JERICK MCKINNON**  
Minnesota (2014-17)  
San Francisco (2018-20)  
Kansas City (2021-23)




KINDRE VILDOR

**EARTHWIND MORELAND**  
NY Jets (2000)  
Cleveland (2001-03)  
New England (2004)



TYLER BASS



FRED STOKES

**ADRIAN PETERSON**

Chicago (2002-09)

**FRED STOKES**

LA Rams (1987-88; 1993-94)  
 Washington (1989-92)  
 St. Louis (1995)  
 New Orleans (1996)

**EDWARD THOMAS**

San Francisco (2000)  
 Jacksonville (2000-02)

**KIWAUKEE THOMAS**

Jacksonville (2000-04)  
 Miami (2005)  
 Buffalo (2006-07)

**NAJEE THOMPSON**

Minnesota (2023-24)

**KINDLE VILDROR**

Chicago (2020-22)  
 Tennessee (2023)  
 Detroit (2023-24)  
**Tampa Bay (2025-)**

**JALEN WHITE \***

**Green Bay (2025-)**

**J.J. WILCOX**

Dallas (2013-16)  
 Pittsburgh (2017)  
 NY Jets (2018)  
 Indianapolis (2018)  
 Atlanta (2019-20)



**MATT BREIDA**


**ANTWIONE WILLIAMS**

Detroit (2016)  
 Minnesota (2017)

**DAVID YOUNG**

Jacksonville (2003)  
 NY Jets (2003)

*\* signed in 2025 and have yet to play in the NFL  
 as of July 1, 2025*



**NAJEE THOMPSON**



**SHEMAR BARTHOLOMEW**



**EARTHWIND MORELAND**



**EDWIN JACKSON**



**JERICK MCKINNON**



**ADRIAN PETERSON**

## ALL-TIME NFL DRAFT PICKS



### TYLER BASS, PK

**BUFFALO BILLS**

2020: 6th round, 188th overall pick



### KINDLE VILDOR, CB

**CHICAGO BEARS**

2020: 5th round, 163rd overall pick



### UKEME ELIGWE, LB

**KANSAS CITY CHIEFS**

2017: 5th round, 183rd overall pick



### ANTWIONE WILLIAMS, LB

**DETROIT LIONS**

2016: 5th round, 169th overall pick



### JERICK MCKINNON, RB

**MINNESOTA VIKINGS**

2014: 3rd round, 96th overall pick



### LAVELLE WESTBROOKS, CB

**CINCINNATI BENGALS**

2014: 7th round, 252nd overall pick



### J.J. WILCOX, S

**DALLAS COWBOYS**

2013: 3rd round, 80th overall pick



### DAVID YOUNG, SS

**JACKSONVILLE JAGUARS**

2003: 6th round, 179th overall pick



### ADRIAN PETERSON, RB

**CHICAGO BEARS**

2002: 6th round, 199th overall pick



### KIWAUKEE THOMAS, CB

**JACKSONVILLE JAGUARS**

2000: 5th round, 159th overall pick



### ERNEST THOMPSON, RB

**KANSAS CITY CHIEFS**

1990: 11th round, 291st overall pick



### TERRY YOUNG, DB

**TAMPA BAY BUCCANEERS**

1989: 12th round, 329th overall pick



### TIM FOLEY, PK

**SAN FRANCISCO 49ERS**

1988: 10th round, 275th overall pick



### TRACY HAM, RB

**LOS ANGELES RAMS**

1987: 9th round, 240th overall pick



### FRED STOKES, DE

**LOS ANGELES RAMS**

1987: 12th round, 332nd overall pick

## SUPER BOWL AND PRO BOWL EAGLES

### Super Bowl..... Player (pos.)..... Team

Super Bowl XXVI (26) ..... Fred Stokes, de..... Washington Redskins\* †

Super Bowl XXXIX (39) ..... Earthwind Moreland, cb ..... New England Patriots\*

Super Bowl XLI (41)..... Adrian Peterson, rb ..... Chicago Bears

Super Bowl LIV (54) ..... Matt Breida, rb..... San Francisco 49ers

Jerick McKinnon, rb ..... San Francisco 49ers (IR)

Super Bowl LVII (57) ..... Jerick McKinnon, rb ..... Kansas City Chiefs\*

Super Bowl LVIII (58) ..... Jerick McKinnon, rb ..... Kansas City Chiefs\*

\* - Super Bowl Champion

† - starter in the Super Bowl

### Pro Bowl

Rob Bironas..... PK.....Tennessee ..... 2007 (All-Pro - 1st)

Younghoe Koo ..... PK.....Atlanta ..... 2020



## #EAGLESINTHENFL

