



GEORGIA SOUTHERN



FOOTBALL GAME NOTES



THE SCHEDULE



AT FRESNO STATE • AUG. 30

L, 14-42

Valley Children's Stadium; Fresno, Calif.

LEADING SCORERS: Brown/Helms - 6 each



AT USC • SEPT. 6

L, 20-59

Los Angeles Memorial Coliseum; Los Angeles, Calif.

LEADING SCORER: Brown - 12 points



JAX STATE • SEPT. 13

W, 41-34

Allen E. Paulson Stadium; Statesboro, Ga.

LEADING SCORER: Arnold - 12 points



MAINE • SEPT. 20

W, 45-17

Allen E. Paulson Stadium; Statesboro, Ga.

LEADING SCORER: Cobb - 12 points



AT JAMES MADISON • SEPT. 27

L, 10-35

Bridgeforth Stadium; Harrisonburg, Va.

LEADING SCORER: Bradshaw - 6 points



SOUTHERN MISS • OCT. 9

L, 35-38

Allen E. Paulson Stadium; Statesboro, Ga.

LEADING SCORER: French IV - 12 points



GEORGIA STATE • OCT. 18

7 PM • ESPN+

Allen E. Paulson Stadium; Statesboro, Ga.

SERIES: GAST leads, 6-5



AT ARKANSAS STATE • OCT. 25

6 PM CT/7 PM ET • ESPN+

Centennial Bank Stadium; Jonesboro, Ark.

SERIES: Tied, 3-3



AT APP STATE • NOV. 6

7:30 PM • ESPN/ESPN2

Kidd Brewer Stadium; Boone, N.C.

SERIES: App State leads, 22-17-1



COASTAL CAROLINA • NOV. 15

TBA

Allen E. Paulson Stadium; Statesboro, Ga.

SERIES: GS leads, 7-4



OLD DOMINION • NOV. 22

TBA

Allen E. Paulson Stadium; Statesboro, Ga.

SERIES: GS leads, 3-2



AT MARSHALL • NOV. 29

TBA

Joan C. Edwards Stadium; Huntington, W.Va.

SERIES: MU leads, 6-3



GEORGIA SOUTHERN EAGLES



GEORGIA STATE PANTHERS

Location: Statesboro, Ga.

Enrollment: 29,700

2025 Record: 2-4

2025 Conference Record: 0-2 Sun Belt

Head Coach: Clay Helton

Record at GS (Years): 22-23 (Fourth Year)

Career Record (Years): 68-47 (10th Year)

Location: Atlanta, Ga.

Enrollment: 52,000

2025 Record: 1-5

2025 Conference Record: 0-2 Sun Belt

Head Coach: Dell McGee

Record at GAST (Years): 4-14 (Second Year)

Career Record (Years): 5-14 (Second Full Year)

SERIES HISTORY

Overall Record GAST leads, 6-5

In Statesboro GAST leads, 3-2

In Atlanta Tied, 3-3

At Neutral Never Met

McGee vs. GS 0-1

Helton vs. GAST 2-1

Helton vs. McGee Helton leads, 1-0

Current Streak GS, won two (2023-)

Last Meeting GS 38, GAST 21 (2024)

Longest GS Streak Two (twice)

Longest GAST Streak Three (twice)

Largest GS Win 38 points (2014 in Atlanta)

Largest GAST Win 27 points (2015 in Statesboro)

GS vs. current Sun Belt Members 72-72-1

GS vs. teams from Georgia 27-16-1

GS in state of Georgia 237-69-1

GS at Allen E. Paulson Stadium 220-52

Helton at Paulson Stadium 15-6

OF NOTE

• Georgia Southern and Georgia State have met 11 times before with the Panthers leading series 6-5.

• Southern won the past two games to close the gap. The Eagles are 3-3 at Paulson Stadium against their in-state rival.

• Georgia State head coach Dell McGee was an assistant coach at Georgia Southern in 2014 and 2015. He served as the interim head coach for the Eagles in the 2015 GoDaddy Bowl, leading the team to a 58-27 win over Bowling Green.

• Georgia Southern has 69 of 116 players on its roster (59.5%) from the state of Georgia.

• This will be the second Georgia Grown Bowl between Georgia Southern and Georgia State. The Georgia Department of Agriculture and Georgia Grown has partnered to support each institution to highlight the rivalry and showcase Georgia's No. 1 industry – agriculture. After the game, Georgia Agriculture Commissioner Tyler Harper will present the winner of the match up with the Commissioner's Cup – a symbol of Georgia's excellence in agriculture, education, and athletics.

COUNTDOWN TO KICKOFF

- 10 Georgia Southern has **10** rushing touchdowns and **10** passing touchdowns this season.
- 9 Quarterback JC French IV has thrown at least one touchdown pass in **nine** straight games.
- 8 Dalen Cobb leads the team with a 29.8-yard average on just **eight** kickoff returns this season, including a 95 yarder for a touchdown.
- 7 After tallying just one and a half tackles for loss in his first three years combined, MJ Stroud already has **seven** and a half TFLs this year in just six games.
- 6 This will be the **sixth** meeting between the two rivals in Allen E. Paulson Stadium with the Panthers leading 3-2 in Statesboro.
- 5 The Eagle defense forced **five** 3 and outs against Southern Miss after forcing six total in the first five games.
- 4 Georgia Southern has only allowed three points in the fourth quarter of the last **four** games combined.
- 3 Georgia Southern has never won **three** games in a row in the series against the Panthers, something it will try to do on Saturday for the first time.
- 2 Receiver Camden Brown is just the **second** Eagle ever to have three straight 100-yard receiving games, joining Raja Andrews who did it in 2008. Brown had 118 yards against Maine, 111 at James Madison and 158 against Southern Miss.
- 1 Georgia State head coach Dell McGee won his **one** game as interim head coach of Georgia Southern, leading the Eagles to a 58-27 win over Bowling Green in the 2015 GoDaddy Bowl in Montgomery, Alabama.



COMMUNICATIONS & CREATIVE SERVICES

Sr. Associate AD for Communications

Football Contact: Bryan Johnston

c: 912-531-3575; bjohnton@georgiasouthern.edu
email for credentials

Director of Athletics Communications:

Chad Jackson

tjackson@georgiasouthern.edu
Communications Coordinator: Tyler Gallo

tgallo@georgiasouthern.edu

Communications G.A./#2 Football Contact:

Caitlyn Griffin

cg26080@sw@georgiasouthern.edu

Communications G.A.:

Jace Aymond

ja25774-sw@georgiasouthern.edu

For videos, please contact:

Director of Creative and Digital Strategy: Whitney Haworth
whaworth@georgiasouthern.edu

For photos, please contact:

Visual Content Director: AJ Henderson
ajhenderson@georgiasouthern.edu

MEDIA AVAILABILITY THIS WEEK

Mon.: Sun Belt Teleconference (Zoom) - 12:12 p.m. (ET)
Contact SID or SBC for call-in information
Weekly Press Conference - 12:30 p.m.
Coach Helton and selected players
Ted Smith Center lobby
Tues.: Post-Practice Coach Interviews - 6 p.m.
Location TBD

Please email or text Bryan Johnston by 6 p.m. Monday night if a specific player/coach is needed for Tuesday

GEORGIA SOUTHERN FOOTBALL ON SOCIAL MEDIA

Twitter, Facebook, Instagram: @GSAthletics_FB

YouTube: YouTube.com/GSAthletics

TikTok: @GSAthletics

2025 SUN BELT STANDINGS

EAST

Team	Conf.	Overall
James Madison	3-0	5-1
Coastal Carolina	2-1	3-3
App State	1-1	4-2
Old Dominion	1-1	4-2
Marshall	1-1	3-3
Georgia Southern	0-2	2-4
Georgia State	0-2	1-5

WEST

Team	Conf.	Overall
Southern Miss	2-0	4-2
Troy	2-0	4-2
Louisiana	1-1	2-4
Arkansas State	1-1	2-4
ULM	1-1	3-3
Texas State	0-2	3-3
South Alabama	0-2	1-5

THIS WEEK IN THE SUN BELT

Tuesday, Oct. 14

Arkansas State at South Alabama

Saturday, Oct. 18

Coastal Carolina at App State
Georgia State at Georgia Southern
Old Dominion at James Madison
Texas State at Marshall
Southern Miss at Louisiana
Troy at ULM



QUICK FACTS

GENERAL INFORMATION

School Georgia Southern University
Abbreviation GS (not GSU)
Main Campus Location Statesboro, Ga.
Founded December 1, 1906
Enrollment 29,700
Nickname Eagles
Mascot GUS
Colors Blue and White
Home Stadium Allen E. Paulson Stadium/Evans Family Field
Capacity 25,000
Playing Surface FieldTurf Prestige Vertex
Conference (Division) Sun Belt (East)
President Dr. Kyle Marrero
Athletics Director Chris Davis

PROGRAM HISTORY

First Year of Football 1924 (no football from 1942-1981)
Football Returned in 1981; first games in 1982 as NAIA
All-Time Record (%) 430-265-10 (.617) ^
First NCAA Division I-AA Year 1984
First NCAA FBS Year 2014
Modern Era 1982-present
Modern Era Record (%) 366-185-1 (.664) ^
Modern Era Record at Home (%) 224-56-1 (.799) ^
All-Time Paulson Stadium Record (%) 220-52 (.809) ^
Modern Era Record on the Road (%) 123-120 (.506)
Modern Era Record in Neutral Venues (%) 19-9 (.696)
Previous Bowl Games 7 (last: 2024 New Orleans Bowl)

^ - three home wins vacated by NCAA in 2013 and 2014

CHAMPIONSHIP HISTORY

I-AA National Titles (6) 1985, '86, '89, '90, '99, 2000
Conference Championships (11)
SoCon 1993, '97, '98, '99, 2000, '01, '02, '04, '11, '12
Sun Belt 2014
Bowl Wins (3) GoDaddy ('15); Camellia ('18), N.O. ('20)

FOOTBALL INFORMATION

Offense: Multiple

Defense: 4-2-5

Starters Returning/Lost: 5/6 Offense; 6/5 Defense

Lettermen Returning/Lost: 40/22

GEORGIA SOUTHERN vs. GEORGIA STATE

KICKOFF: 7:02 PM (ET)

SITE: Allen E. Paulson Stadium/Evans Family Field
Statesboro, Ga. (25,000)

BROADCAST:

ESPN+

Danny Waugh, play-by-play
Jayson Foster, analyst
Whitney Haworth, sidelines

RADIO:

Georgia Southern Sports Network

(Regional/The Varsity Network App)


Danny Reed, play-by-play
Terry Harvin, analyst
Frank Sulkowski, sidelines

• All Georgia Southern football games can be heard throughout Georgia on the Georgia Southern Sports Network through Learfield. Georgia Southern games are broadcast on 26 affiliates across the state. Coverage for all GS football games begins two hours before kickoff with the Cutwater Spirits Eagle Tailgate Show.

GEORGIA SOUTHERN COACHES/STAFF SPEED CHART



Clay Helton
Head Coach - Field



Ryan Aplin
Offensive Coordinator/QBs - Field




Brandon Bailey
Defensive Coordinator/Safeties - Field



Blake Wilson
Special Teams Coordinator - Field



Alex Garwig
Linebackers - Box



BJ Johnson
Outside Receivers - Field



Zach Lankford
Offensive Line - Field




Taylor Reed
Running Backs - Field



Ced Douglas
Defensive Line - Field



Darius Safford
Cornerbacks/Nicks - Field



Bryan Schor
Tight Ends - Field



Damion Willis
Inside Receivers - Field



GEORGIA SOUTHERN DEPTH CHART

OFFENSE (MULTIPLE)

LT	66	Johnnie Brown III (6-3, 315, r-Jr.)	
	51	Matthew Williams (6-3, 325, r-So.)	
LG	74	Pichon Wimbley (6-2, 305, Sr.)	PEE-shon
	53	Ty Furnish (6-3, 295, r-Sr.)	
C	57	Chandler Strong (6-1, 270, r-Jr.)	
	54	Chance Carroll (6-2, 290, 6th Year)	
RG	78	Caleb Cook (6-3, 320, r-Sr.)	
	55	Ethan Williams (6-2, 275, r-So.)	
RT	71	Robert Wright Jr. (6-4, 295, r-So.)	
	63	Colin Alexander (6-4, 305, r-Fr.)	
QB	12	JC French (6-1, 200, r-Jr.)	
	14	Turner Helton (6-2, 175, r-Jr.)	
	2	Tyler Budge (6-3, 205, r-Fr.)	
RB	22	OJ Arnold (5-9, 195, Sr.)	buh-DING-uh
	6	David Mbadinga (5-7, 190, Jr.)	
-or-	20	Terrance Gibbs (6-0, 205, r-Jr.)	
TE	7	Ahmon Green (6-2, 245, 6th Year)	UH-mon
	84	JP Mikhael (6-3, 225, r-So.)	
WR (Y)	19	Josh Dallas (6-1, 205, r-Jr.)	
	15	Taylor Bradshaw (6-0, 185, r-So.)	
WR (H)	1	Dalen Cobb (5-9, 180, Sr.)	
	26	Antavious Murphy (5-9, 190, r-Fr.)	
-or-	24	Peyton Plott (5-7, 160, Fr.)	
WR (Z)	4	Camden Brown (6-2, 200, 6th Year)	
	13	Dylan Gary (6-3, 210, r-Jr.)	
	88	Carmelo Mays (6-0, 185, r-Fr.)	
WR (X)	5	Marcus Sanders Jr. (6-1, 190, Sr.)	
	11	Brian Green Jr. (6-1, 190, r-So.)	
	18	KD Dorsey (6-1, 200, r-So.)	

DEFENSE (4-2-5)

DE	7	Jacob Ferguson (6-3, 240, 6th Year)	
	18	MJ Stroud (6-2, 235, r-Jr.)	
	97	Eli Anders (6-3, 250, r-Fr.)	
DT	93	Caleb Moore (6-2, 285, So.)	
	98	Uche Iloh (6-5, 265, r-Fr.)	
DT	57	Latrell Bullard (6-1, 350, Sr.)	
-or-	99	Devan Lowe (6-2, 360, Jr.)	
	94	Elijah Fears (6-2, 310, Fr.)	
DE	91	Davion Rhodes (6-2, 235, r-Sr.)	DAY-vee-on
	51	Kebba Secka (6-3, 250, r-So.)	
LB	2	Brendan Harrington (6-0, 235, 7th Year)	
	30	CJ Allen Jr. (5-10, 215, r-Fr.)	
LB	1	Brandon Tyson (6-1, 220, r-Jr.)	
	21	Holden Trice (5-10, 210, r-So.)	
	10	Jacob Hammonds (6-2, 195, r-Jr.)	
DB	12	Tracy Hill Jr. (6-2, 200, r-Jr.)	FAY-bo
	19	Fabo Chaney (6-1, 180, Fr.)	
DB	20	Jaquari Brown (6-1, 165, r-Fr.)	
	16	AJ Brown Sr. (6-1, 200, r-So.)	
DB	23	Dorrian Smith (5-10, 185, r-Sr.)	
	24	Phillip Gladney (5-11, 175, r-Fr.)	
DB	5	Ayden Jackson (5-11, 185, Jr.)	A-den
	14	Prince Green III (6-2, 205, r-Sr.)	
DB	9	Justin Meyers (5-10, 215, r-Sr.)	
	29	Devin Collier (5-10, 185, r-Fr.)	
-or-	26	Chris Crouch (5-11, 195, r-Sr.)	

SPECIALISTS

PK	95	Tripp Bryant (5-9, 175, Fr.)	
	98	TJ Hartley III (5-11, 175, r-So.)	
KO	91	Evan Scruggs (6-1, 175, r-Fr.)	
	98	TJ Hartley III (5-11, 175, r-So.)	
P	25	Alex Smith (6-6, 220, Jr.)	
	98	TJ Hartley III (5-11, 175, r-So.)	
HOLD	25	Alex Smith (6-6, 220, Jr.)	
	14	Turner Helton (6-2, 175, r-Jr.)	
LS	89	Jackson Wheeler (6-2, 230, 6th)	
	46	Gavin Kurpis (5-10, 225, Fr.)	
KOR	1	Dalen Cobb (5-9, 180, Sr.)	
	24	Peyton Plott (5-7, 160, Fr.)	
PR	24	Peyton Plott (5-7, 160, Fr.)	
	26	Antavious Murphy (5-9, 190, r-So.)	

PRONUNCIATION GUIDE

J'SHAWN Anderson	JAY-shawn	AYDEN Jackson	A-den
JAQUARI Brown	juh-CAR-ee	AMAR Jenkins	uh-MAR
FABO Chaney	FAY-bo	David MBADINGA	buh-DING-uh
JADAAN Cooper	JAY-den	JP MIKHAEL	mih-KELL
DA'SHAWN Davis	DAY-shawn	DAVION Rhodes	DAY-vee-on
DONAL Dempsey	DOH-null	JAMARIAN Samuel	juh-MAR-ee-in
Ethan DIRRIM	DEER-im	JAMARI Whitehead	juh-MAR-ee
Elijah FFRENCH	FRENCH	TEMIREZ Williams Jr.	tuh-MEER-ez
AHMON Green	UH-mon	PICHON Wimbley	PEE-shon
DAVON Hicks	DAY-von		
UCHE ILOH	EW-chay EE-loh		



AUDIO PRONUNCIATION GUIDE
GSEAGLES.COM/PRONUNCIATIONS



HEAD COACH CLAY HELTON

Clay Helton, who led USC to a Rose Bowl title in 2016, was named the 11th full-time head coach in the Georgia Southern modern football era on Nov. 2, 2021. He is in his fourth season as the Eagles' head coach.

In his first year in Statesboro, the Eagles knocked off Nebraska on the road for the school's second Power 5 win, beat a ranked James Madison team at home, and beat rival App State in double overtime to secure a bid to the Camellia Bowl. In 2023, Helton once again led the Eagles to a bowl game, as well as wins over rivals Coastal Carolina and Georgia State. Last year, the Eagles won eight games and made their third straight bowl game, picking up wins over JMU, Marshall, Georgia State and App State en route to a second-place finish in the SBC East.

The 53-year-old Helton went 46-24 (.657) as the head coach of the USC Trojans with 12 victories over AP Top 25 teams, including three in the Top 5 and four in the Top 10. He went 5-1 in a pandemic-shortened 2020 season and was 8-5 in 2019 with wins over No. 23 Stanford and No. 10 Utah. Helton went 11-3 in 2017 with wins over No. 14 Stanford twice (including in the Pac-12 Championship Game) and No. 23 Arizona, and went 10-3 in 2016 with wins over No. 4 Washington, No. 5 Penn State in a legendary Rose Bowl thriller and No. 21 Colorado.

Helton was the first USC head coach to have 10-win seasons in each of his first two full seasons, and he had more wins (21) in his first two full seasons than any USC coach. He led USC to a 13-game winning streak from 2016 to 2017 and a 13-game winning streak over Power 5 opponents from 2016 to 2017.

Helton joined the USC staff in February of 2010 as the quarterbacks coach after spending 10 seasons as an assistant at Memphis. He added the passing game coordinator role in 2012 and became the offensive coordinator in 2013. He began his 10-year (2000-09) Memphis career as the running backs coach for three seasons, then coached the Tigers' receivers for the next four seasons before becoming the offensive coordinator and quarterbacks coach for the final three years. He served as Memphis' interim head coach for several months in early 2006 when head coach Tommy West had off-season heart surgery.

Before Memphis, he was the running backs coach at Houston, his alma mater, for three seasons (1997-99), working under his father, head coach Kim Helton. He began his coaching career at Duke, serving as a graduate assistant in 1995 and then the running backs coach in 1996.

Helton played quarterback at Houston in 1993 and 1994, playing for his father both seasons and captaining the Cougars as a 1994 senior. He spent 1991 and 1992 at Auburn, where he earned 1992 SEC All-Academic honors. He redshirted there in 1990.

Helton earned his bachelor's degree in mathematics and interdisciplinary science from Houston in 1994 and prepped at Clements High in Sugar Land, Texas. He was born on June 24, 1972, in Gainesville, Florida. He and his wife, Angela, have three children: sons Reid and Turner, and daughter Aubrey. Turner is a quarterback with GS.

Besides being Houston's head coach from 1993 to 1999, his father, Kim, was an assistant in college (Florida, Miami, and Alabama Birmingham), the NFL (Tampa Bay Buccaneers, Houston Oilers, Los Angeles Raiders, Washington Redskins), and the CFL (Toronto Argonauts) following his playing career at Florida.

His brother, Tyson, was the quarterbacks coach and pass game coordinator at USC (2016-17) until becoming Tennessee's offensive coordinator in 2018 and is now the head coach at Western Kentucky.

PROMINENT PUPILS

Sam Darnold (QB; 1st round [3rd overall] - New York Jets; 2018)
Drake London (WR; 1st round [8th overall] - Atlanta Falcons; 2022)
Alijah-Vera Tucker (OL; 1st round [14th overall] - New York Jets; 2021)
Adoreé Jackson (CB; 1st round [18th overall] - Tennessee Titans; 2017)
Austin Jackson (OL; 1st round [18th overall] - Miami Dolphins; 2020)
DeAngelo Williams (RB; 1st round [27th overall] - Carolina Panthers; 2006)
Ronald Jones II (RB; 2nd round - Tampa Bay Buccaneers; 2018)
Uchenna Nwosu (LB; 2nd round - Los Angeles Chargers; 2018)
Michael Pittman Jr. (WR; 2nd round - Indianapolis Colts; 2020)
Julu Smith-Schuster (WR; 2nd round - Pittsburgh Steelers; 2017)
Rasheem Green (DL; 3rd round - Seattle Seahawks; 2018)
Cody Kessler (QB; 3rd round - Cleveland Browns; 2016)
Matt Barkley (QB; 4th round - Philadelphia Eagles; 2013)
Amon-Ra St. Brown (WR; 4th round - Detroit Lions; 2021)
Jay Tufele (DL; 4th round - Jacksonville Jaguars; 2021)
Talanoo Hufanga (S; 5th round - San Francisco 49ers; 2021)
Cameron Smith (LB; 5th round - Minnesota Vikings; 2019)

EAGLE TRENDS

TEAMS UNDER HELTON	2025	GS	CAREER
Home	2-1	15-6	42-12
Road	0-3	7-14	23-27
Neutral	0-0	0-3	3-8
Grass	0-1	0-2	34-15
Artificial Turf	2-3	22-21	34-32
Won Coin Toss	0-1	11-9	34-20
Lost Coin Toss	2-3	11-14	34-27
HELTON TEAMS' RECORD WHEN ...			
Leading after the 1st quarter	1-0	14-4	43-12
Trailing after the 1st quarter	0-3	4-15	12-27
Tied after the 1st quarter	1-1	4-4	13-8
Leading at halftime	2-1	18-4	55-8
Trailing at halftime	0-3	3-17	9-34
Tied at halftime	0-0	1-2	4-5
Leading after 3rd quarter	1-0	16-3	52-7
Trailing after 3rd quarter	1-4	3-20	10-38
Tied after 3rd quarter	0-0	3-0	6-2
Leading with less than 2:00 to play	3-0	18-1	60-2
Trailing with less than 2:00 to play	0-4	3-22	7-44
Tied with less than 2:00 to play	0-0	1-0	1-1
Overtime Games	0-0	1-0	2-1
Scores first	1-2	14-8	47-18
Opponent scores first	1-2	8-16	21-29
Scores 20+ points	2-2	22-14	68-29
Opponent scores 20+ points	1-4	13-22	47-44
Holds opponent to 20 points or less	1-0	9-1	21-3
Scores 30 points or more	2-1	16-6	53-8
Scores less than 30 points	0-3	6-17	15-39
Game is decided by 3 points or less	0-1	4-3	11-9
Game is decided by 10 points or less	1-1	9-8	29-19
Leading by 10+ points at any time	2-0	17-2	55-8
Trailing by 10+ points at any time	0-4	3-19	12-38
HELTON TEAMS' RECORD WHEN ...			
Less than 150 yards rushing	0-4	11-17	27-33
150+ yards rushing	2-0	11-6	40-15
200+ yards passing	2-2	19-18	60-36
300+ yards passing	1-1	11-10	32-17
300+ yards total offense	2-2	21-17	66-37
400+ yards total offense	2-1	17-9	55-19
500+ yards total offense	1-0	5-0	25-1
70+ total plays	1-2	17-12	49-23
80+ total plays	0-0	4-5	15-8
HELTON TEAMS' RECORD WHEN ALLOWING ...			
Less than 150 yards rushing	1-0	8-4	39-12
150+ yards rushing	1-4	14-19	29-33
200+ yards passing	1-2	15-15	50-27
300+ yards passing	0-1	7-6	18-10
300+ yards total offense	1-4	16-21	53-42
400+ yards total offense	0-3	12-16	27-31
500+ yards total offense	0-2	3-8	7-10
70+ total plays	0-3	12-10	36-19
80+ total plays	0-0	3-3	9-8
HELTON TEAMS' RECORD WHEN ...			
Committing fewer turnovers	0-1	13-3	36-4
Committing more turnovers	0-1	4-15	18-32
Turnovers are the same	2-2	5-5	15-11
Having fewer penalty yards	0-2	15-13	28-19
Having more penalty yards	2-2	7-10	40-28
Leading time of possession	0-0	12-8	44-18
Trailing time of possession	2-4	10-15	24-29
HELTON TEAMS' HIGH & LOW WATER MARKS ...			
Largest halftime lead	10	24	29
Largest halftime deficit	21	23	28
Highest number of plays	78	88	95
Lowest number of plays	49	48	48
Opponent highest number of plays	75	86	88
Opponent lowest number of plays	63	51	51
Warmest game temperature	97	92	98
Coldest game temperature	67	40	35
HELTON TEAMS IN ...			
Day games	0-2	8-13	37-24
Night games (6 p.m. kickoff or later)	2-2	14-10	31-23
Games with temperature 49 or below	0-0	1-3	3-6
Games with temperatures in 50s	0-0	0-2	10-7
Games with temperatures in 60s	0-1	5-8	15-14
Games with temperatures in 70s	1-1	9-3	22-9
Games with temperatures in 80s	1-1	7-4	13-6
Games with temperatures in 90s	0-1	0-2	5-2
Games played indoors	0-0	0-1	0-3
Games against ranked opponents	0-1	1-1	12-17
Conference championship games	0-0	0-0	1-2
Bowl games	0-0	0-3	2-6



THE HELTON FILE

CAREER RECORD: 68-46 (10TH SEASON)

GEORGIA SOUTHERN RECORD: 22-22 (FOURTH SEASON)

PERSONAL

Born: June 24, 1972 in Gainesville, Fla. (53 years old)
College: Houston (1994; mathematics and interdisciplinary science)
Family: wife, Angela; sons, Reid and Turner; daughter, Aubrey

PLAYING EXPERIENCE

Auburn (1991-1992); Houston (1993-1994)

COACHING EXPERIENCE

1995	Duke	Graduate Assistant	
1996	Duke	Running Backs	
1997	Houston	Running Backs	
1998	Houston	Running Backs	
1999	Houston	Running Backs	
2000	Memphis	Running Backs	
2001	Memphis	Running Backs	
2002	Memphis	Running Backs	
2003	Memphis	Receivers	New Orleans
2004	Memphis	Receivers	GMAC
2005	Memphis	Receivers	Motor City
2006	Memphis	Receivers	
2007	Memphis	OC/Quarterbacks	New Orleans
2008	Memphis	OC/Quarterbacks	St. Petersburg
2009	Memphis	OC/Quarterbacks	
2010	USC	Quarterbacks	
2011	USC	Quarterbacks	
2012	USC	Passing Game Coord./QBs	Sun
2013	USC	OC/Quarterbacks *	Las Vegas
2014	USC	OC/Quarterbacks	Holiday
2015	USC	OC/QBs/Head Coach #	Holiday
2016	USC	Head Coach (10-3)	Rose
2017	USC	Head Coach (11-3)	Cotton
2018	USC	Head Coach (5-7)	
2019	USC	Head Coach (8-5)	Holiday
2020	USC	Head Coach (5-1)	
2021	USC	Head Coach (1-1)	
2022	GS	Head Coach (6-7)	Camellia
2023	GS	Head Coach (6-7)	Myrtle Beach
2024	GS	Head Coach (8-5)	New Orleans
2025	GS	Head Coach (2-4)	

* - 1-0 as USC's interim head coach for bowl game

- 5-2 as USC's interim head coach for final 7 games of regular season and 0-2 as permanent head coach in postseason

ACCOMPLISHMENTS AND HONORS

- Pac-12 Championship (2017)
- 3x Pac-12 South Division (2015, 2017, 2020)
- Rose Bowl Champions (2016)
- 2017 AP Pac-12 Coach of the Year
- 2x Paul "Bear" Bryant Coach of the Year Award Finalist
- 2016 Football Writers First Year Co-Coach of the Year Award



THE HELTON LEDGER

2013

USC - 1-0 as interim coach

DECEMBER

21 Sat. W 45-20 vs. #21 Fresno State (D, T, O)
Las Vegas Bowl • Las Vegas, Nev.

2015

USC - 7-4 | 5-1 in Pac-12 [1st in South]
(5-2 as interim coach; 0-2 as full-time)

OCTOBER

17 Sat. L 31-41 at #14 Notre Dame (N, T, O)
24 Sat. W 42-24 at #3 Utah (D, G, O)
31 Sat. W 27-21 at California (D, T, O)

NOVEMBER

7 Sat. W 38-30 Arizona (N, G, O)
13 Fri. W 27-24 at Colorado (N, T, O, S)
21 Sat. L 28-48 at #23 Oregon (D, T, O)
28 Sat. W 40-21 #22 UCLA (D, G, O)

DECEMBER

5 Sat. L 22-41 vs. #7 Stanford (D, G, O)
Pac-12 Championship Game • Santa Clara, Calif.
30 Wed. L 21-23 vs. #23 Wisconsin (N, G, O, E)
Holiday Bowl • San Diego, Calif.

2016

USC - 10-3 | 7-2 in Pac-12 [2nd in South]

SEPTEMBER

3 Sat. L 6-52 vs. #1 Alabama (N, T, I)
AT&T Stadium • Arlington, Texas
10 Sat. W 45-7 Utah State (D, G, O)
17 Sat. L 10-27 at #7 Stanford (D, G, O)
23 Fri. L 27-31 at #24 Utah (N, T, O, S)

OCTOBER

1 Sat. W 41-20 Arizona State (D, G, O)
8 Sat. W 21-17 #21 Colorado (D, G, O)
15 Sat. W 48-14 at Arizona (D, T, O)
27 Thurs. W 45-24 California (N, G, O, E)

NOVEMBER

5 Sat. W 45-20 Oregon (D, G, O)
12 Sat. W 26-13 at #4 Washington (D, T, O)
19 Sat. W 36-14 at UCLA (N, G, O)
26 Sat. W 45-27 Notre Dame (D, G, O)

JANUARY

2 Mon. W 52-49 vs. #5 Penn State (D, G, O, E)
Rose Bowl • Pasadena, Calif.

2017

USC - 11-3 | 8-1 in Pac-12 [1st in South]

SEPTEMBER

2 Sat. W 49-31 Western Michigan (D, G, O) #
9 Sat. W 42-24 #14 Stanford (D, G, O)
16 Sat. W 27-24⁽²⁰¹⁷⁾ Texas (D, G, O)
23 Sat. W 30-20 at California (D, T, O)
29 Fri. L 27-30 at #16 Wash. State (N, T, O, S)

OCTOBER

7 Sat. W 38-10 Oregon State (D, G, O)
14 Sat. W 28-27 Utah (D, G, O)
21 Sat. L 14-49 at #13 Notre Dame (N, T, O)
28 Sat. W 48-17 at Arizona State (N, G, O)

NOVEMBER

4 Sat. W 49-35 #23 Arizona (D, G, O)
11 Sat. W 38-24 at Colorado (D, T, O)
18 Sat. W 28-23 UCLA (D, G, O)

DECEMBER

1 Fri. W 31-26 vs. #14 Stanford (D, G, O, E)
Pac-12 Championship Game • Santa Clara, Calif.
29 Fri. L 7-24 vs. #5 Ohio State (N, T, I, E)
Cotton Bowl • Arlington, Texas

2018

USC - 5-7 | 4-5 in Pac-12 [T3rd in South]

SEPTEMBER

1 Sat. W 43-21 UNLV (D, G, O)
8 Sat. L 3-17 at #10 Stanford (D, G, O)
15 Sat. L 14-37 at Texas (N, T, O)
21 Fri. W 39-36 Washington State (N, G, O, S)
29 Sat. W 24-20 at Arizona (N, T, O)

OCTOBER

13 Sat. W 31-20 #19 Colorado (N, G, O, E)
20 Sat. L 28-41 at Utah (D, T, O)
27 Sat. L 35-38 Arizona State (D, G, O)

NOVEMBER

3 Sat. W 38-21 at Oregon State (N, T, O)
10 Sat. L 14-15 California (N, G, O)
17 Sat. L 27-34 at UCLA (D, G, O)
24 Sat. L 17-24 #3 Notre Dame (D, G, O)

2019

USC - 8-5 | 7-2 in Pac-12 [2nd in South]

AUGUST

31 Sat. W 31-23 Fresno State (N, G, O)

SEPTEMBER

7 Sat. W 45-20 #23 Stanford (N, G, O)
14 Sat. L 27-30^(OT) at BYU (D, G, O)
20 Fri. W 30-23 #10 Utah (N, G, O, S)
28 Sat. L 14-28 at #17 Washington (D, T, O)

OCTOBER

12 Sat. L 27-30 at #9 Notre Dame (N, T, O, E)
19 Sat. W 41-14 Arizona (N, G, O)
25 Fri. W 35-31 at Colorado (N, T, O, S)

NOVEMBER

2 Sat. L 24-46 #7 Oregon (D, G, O)
9 Sat. W 31-26 at Arizona State (D, G, O)
16 Sat. W 41-17 at California (N, T, O)
23 Sat. W 52-35 UCLA (D, G, O)

DECEMBER

27 Fri. L 24-49 vs. #19 Iowa (D, G, O, E)
Holiday Bowl • San Diego, Calif.

2020

USC - 5-1 | 5-0 in Pac-12 [1st in South]

NOVEMBER

7 Sat. W 28-27 Arizona State (D, G, O) +
14 Sat. W 34-30 at Arizona (N, G, O)
21 Sat. W 33-17 at Utah (N, T, O) ^

DECEMBER

6 Sun. W 38-13 Washington State (D, G, O)
12 Sat. W 43-38 at UCLA (D, G, O)
18 Fri. L 24-31 vs. Oregon (D, G, O, S)
Pac-12 Championship Game • Los Angeles, Calif.

2021

USC - 1-1 | 0-1 in Pac-12

SEPTEMBER

4 Sat. W 30-7 San Jose State (D, G, O)
11 Sat. L 28-42 Stanford (N, G, O)

TEAMS UNDER HELTON	2021	GS	CAREER
August	0-1	0-2	1-2
September	2-2	12-5	23-15
October	0-1	6-5	18-10
November	0-0	4-8	21-13
December	0-0	0-3	4-7
January	0-0	0-0	1-0
Monday	0-0	0-0	1-0
Tuesday	0-0	0-1	0-1
Wednesday	0-0	0-0	0-1
Thursday	0-2	1-4	2-4
Friday	0-0	0-0	5-5
Saturday	2-3	21-18	59-36
Sunday	0-0	0-0	1-0
On Short Rest (< 7 days)	0-0	1-2	5-5
On Extended Rest (10+ days)	0-1	1-7	5-11

2022

Georgia So. - 6-7 | 3-5 in Sun Belt [4th in East]

SEPTEMBER

3 Sat. W 59-7 Morgan State (N, T, O)
10 Sat. W 45-42 at Nebraska (N, T, O)
17 Sat. L 21-35 at UAB (D, T, O)
24 Sat. W 34-23 Ball State (N, T, O)

OCTOBER

1 Sat. L 30-34 at Coastal Carolina (N, T, O)
8 Sat. L 33-41 at Georgia State (D, T, O)
15 Sat. W 45-38 #25 James Madison (D, T, O)
22 Sat. W 28-23 at Old Dominion (D, T, O)

NOVEMBER

5 Sat. L 31-38 South Alabama (D, T, O, E)
10 Thurs. L 17-36 at Louisiana (N, T, O, S)
19 Sat. L 10-23 Marshall (N, T, O)
26 Sat. W 51-48⁽²⁰²¹⁾ App State (N, T, O)

DECEMBER

27 Tues. L 21-23 vs. Buffalo (D, T, O, E)
Camellia Bowl • Montgomery, Ala.

2023

Georgia So. - 6-7 | 3-5 in Sun Belt [T5th in East]

SEPTEMBER

2 Sat. W 34-0 The Citadel (N, T, O)
9 Sat. W 49-34 UAB (N, T, O)
16 Sat. L 14-35 at Wisconsin (D, T, O)
23 Sat. W 40-3 at Ball State (D, T, O)
30 Sat. W 38-28 Coastal Carolina (N, T, O)

OCTOBER

14 Sat. L 13-41 at James Madison (D, T, O, E)
21 Sat. W 38-28 ULM (D, T, O)
26 Thurs. W 44-27 Georgia State (N, T, O, S)

NOVEMBER

4 Sat. L 24-45 at Texas State (D, T, O)
11 Sat. L 33-38 at Marshall (N, T, O)
18 Sat. L 17-20 Old Dominion (N, T, O)
25 Sat. L 27-55 at App State (D, T, O)

DECEMBER

16 Thurs. L 21-41 vs. Ohio (N, T, O, E)
Myrtle Beach Bowl • Conway, S.C.

2024

Georgia So. - 8-5 | 6-2 in Sun Belt [2nd in East]

AUGUST

31 Sat. L 45-56 Boise State (D, T, O)

SEPTEMBER

7 Sat. W 20-17 at Nevada (D, T, O)
14 Sat. W 42-14 South Carolina State (N, T, O)
21 Sat. L 13-52 at #5 Ole Miss (N, G, O)
28 Sat. W 38-21 at Georgia State (D, T, O)

OCTOBER

12 Sat. W 24-23 Marshall (N, T, O, E)
19 Sat. W 28-14 James Madison (D, T, O)
24 Thurs. L 19-47 at Old Dominion (N, T, O, S)

NOVEMBER

2 Sat. W 34-30 at South Alabama (N, T, O)
16 Sat. L 20-28 Troy (D, T, O, E)
23 Sat. W 26-6 at Coastal Carolina (D, T, O)
30 Sat. W 29-20 App State (N, T, O)

DECEMBER

19 Thurs. L 26-31 vs. Sam Houston (N, T, I, E)
R+L Carriers New Orleans Bowl • New Orleans, La.

2025

Georgia So. - 2-4 | 0-2 in Sun Belt

AUGUST

30 Sat. L 14-42 at Fresno State (N, T, O)

SEPTEMBER

6 Sat. L 20-59 at USC (D, G, O)
13 Sat. W 41-34 Jacksonville State (N, T, O)
20 Sat. W 45-17 Maine (N, T, O)
27 Sat. L 10-35 at James Madison (D, T, O)

OCTOBER

9 Thurs. L 35-38 Southern Miss (N, T, O, E)
18 Sat. L Georgia State (N, T, O)
25 Sat. at Arkansas State (N, T, O)

NOVEMBER

6 Thurs. at App State (N, T, O, E)
15 Sat. Coastal Carolina (??, T, O)
22 Sat. Old Dominion (??, T, O)
29 Sat. at Marshall (??, T, O)

Helton Winning Percentage by Opponent

School	Record	Pct.	Last
Arizona	6-0	1.000	2020
Colorado	5-0	1.000	2019
Ball State	2-0	1.000	2022
Oregon State	2-0	1.000	2018
Jacksonville State	1-0	1.000	2025
Maine	1-0	1.000	2025
Morgan State	1-0	1.000	2022
Nebraska	1-0	1.000	2022
Nevada	1-0	1.000	2024
Penn State	1-0	1.000	2016
San Jose State	1-0	1.000	2021
South Carolina State	1-0	1.000	2024
ULM	1-0	1.000	2023
UNLV	1-0	1.000	2018
Utah State	1-0	1.000	2016
Western Michigan	1-0	1.000	2017
UCLA	5-1	.833	2020
Arizona State	4-1	.800	2020
Cal	4-1	.800	2019
Utah	4-2	.667	2020
Fresno State	2-1	.667	2025
App State	2-1	.667	2024
Coastal Carolina	2-1	.667	2024
Georgia State	2-1	.667	2024
Washington State	2-1	.667	2019
James Madison	2-2	.500	2025
South Alabama	1-1	.500	2024
Texas	1-1	.500	2018
UAB	1-1	.500	2022
Washington	1-1	.500	2019
Stanford	3-4	.429	2021
Marshall	1-2	.333	2024
Old Dominion	1-2	.333	2024
Oregon	1-3	.250	2020
Notre Dame	1-4	.200	2019
Alabama	0-1	.000	2016
Boise State	0-1	.000	2024
Buffalo	0-1	.000	2022
BYU	0-1	.000	2019
Iowa	0-1	.000	2019
Louisiana	0-1	.000	2022
Ohio	0-1	.000	2023
Ohio State	0-1	.000	2017
Ole Miss	0-1	.000	2024
Sam Houston	0-1	.000	2024
Southern Miss	0-1	.000	2025
Texas State	0-1	.000	2023
The Citadel	0-1	.000	2023
Troy	0-1	.000	2024
USC	0-1	.000	2025
Wisconsin	0-2	.000	2023
Arkansas State	0-0	.000	-
	68-47	.591	

KEY

D - Day Game; N - Night Game (6 p.m. kick or later)
G - Grass Field; T - Turf Field
O - Outside Game; I - Indoor Game
S - Short Rest (< 7 days); E - Extended Rest (> 10 days)
+ - earliest kickoff: 9:08 AM (PT); latest kickoff: 8:32 (MT)
- hottest game-time temperature (98 degrees)
! - coldest game-time temperature (35 degrees)



THE HELTON RECORD BOOK

TEAM		Passing Yards		Fumble Recoveries	
Points		578 vs. #25 James Madison (GS)	10/15/22	3 vs. Arizona State (USC)	11/7/20
59 vs. Morgan State (GS)	9/3/22	515 vs. UCLA (USC)	11/23/19	2 8 times; last: vs. Marshall (GS)	10/12/24
52 vs. #5 Penn State (USC)	1/2/17	477 at Arizona State (USC)	11/9/19		
52 vs. UCLA (USC)	11/23/19	453 vs. #5 Penn State (USC)	1/2/17	Blocked Kicks	
51 vs. App State (GS)	11/26/22	440 vs. #14 Notre Dame (USC)	10/17/15	2 at Colorado (USC)	11/11/17
49 3 times; last: vs. UAB (GS)	9/9/23			1 13 times; last: vs. Georgia State (GS)	10/26/23
Points In A Quarter		Passing Touchdowns		INDIVIDUAL	
28 vs. Morgan State (GS) - 4th Quarter	9/3/22	5 at UCLA (USC)	12/12/20	Points Scored	
24 vs. ULM (GS) - 2nd Quarter	10/21/23	5 vs. Washington State (USC)	12/6/20	24 Amon-Ra St. Brown (USC) vs. Washington State	12/6/20
21 vs. Marshall (GS) - 4th Quarter	10/12/24	5 vs. #5 Penn State (USC)	1/2/17	24 Ronald Jones II (USC) vs. Oregon	11/5/16
21 vs. Coastal Carolina (GS) - 2nd Quarter	9/30/23	5 vs. California (USC)	10/27/16	18 9 times; last: Jalen White (GS) vs. App State	11/30/24
21 vs. South Alabama (GS) - 1st Quarter	11/5/22	5 at Arizona (USC)	10/15/16		
Points In A Half		Rushing Attempts		Touchdown Responsibility	
42 vs. Morgan State (GS) - 2nd Half	9/3/22	59 vs. UCLA (USC)	11/28/15	5 Kedon Slovis (USC) at UCLA	12/12/20
31 vs. Jax St (GS) - 1st Half	9/13/25	58 at UCLA (USC)	11/19/16	5 Kedon Slovis (USC) vs. Washington State	12/6/20
31 vs. ULM (GS) - 1st Half	10/21/23	52 vs. #23 Arizona (USC)	11/4/17	5 Sam Darnold (USC) vs. #5 Penn State	1/2/17
31 vs. #25 James Madison (GS) - 2nd Half	10/15/22	50 at Old Dominion (GS)	10/22/22	5 Sam Darnold (USC) vs. California	10/27/16
29 vs. Boise State (GS) - 2nd Half	8/31/24	50 at California (USC)	10/31/15	5 Sam Darnold (USC) at Arizona	10/15/16
Total Plays		Rushing Yards		Total Offense	
95 vs. Arizona State (USC)	11/7/20	398 vs. California (USC)	10/27/16	576 Kyle Vantrease (GS) vs. #25 James Madison	10/15/22
95 at UCLA (USC)	11/19/16	341 at Arizona State (USC)	11/28/17	502 Kedon Slovis (USC) vs. UCLA	11/23/19
88 at James Madison (GS)	10/14/23	331 vs. #23 Arizona (USC)	11/4/17	473 Sam Darnold (USC) vs. #5 Penn State	1/2/17
88 vs. Texas (USC)	9/16/17	332 at Oregon State (USC)	11/3/18	435 Kedon Slovis (USC) at Arizona State	11/9/19
88 vs. #5 Penn State (USC)	1/2/17	320 at Arizona (USC)	10/15/16	416 Kyle Vantrease (GS) at Nebraska	9/10/22
Total Offense		Rushing Touchdowns		Rushing Attempts	
643 vs. UCLA (USC)	11/23/19	6 vs. Western Michigan (USC)	9/2/17	30 Jalen White (GS) vs. Old Dominion	10/22/22
642 at Nebraska (GS)	9/10/22	5 at Nebraska (GS)	9/10/22	30 Ronald Jones II (USC) vs. Stanford	12/1/17
642 vs. #23 Arizona (USC)	11/4/17	4 7 times; last: at Georgia State (GS)	9/28/24	28 Ronald Jones II (USC) vs. UCLA	11/18/17
629 vs. California (USC)	10/27/16	Fewest Total Yards Allowed		27 Ronald Jones II (USC) vs. Arizona	11/4/17
623 vs. #14 Stanford (USC)	9/9/17	197 at Ball State (GS)	9/23/23	27 Javorius Allen (USC) vs. Fresno State	12/21/13
Yards Per Play		207 vs. California (USC)	11/10/18	Rushing Yards	
8.6 vs. California (USC)	10/27/16	212 vs. The Citadel (GS)	9/2/23	223 Ronald Jones II (USC) vs. California	10/27/16
8.4 vs. #14 Stanford (USC)	9/9/17	222 at Colorado (USC)	11/13/15	216 Ronald Jones II (USC) at Arizona State	11/28/17
8.4 vs. #5 Penn State (USC)	1/2/17	250 vs. Morgan State (GS)	9/3/22	205 Aca'Cedric Ware (USC) at Oregon State	11/3/18
8.2 vs. #23 Arizona (USC)	11/4/17	Fewest Rushing Yards Allowed		194 Ronald Jones II (USC) vs. Arizona	11/4/17
8.1 2 times; last: vs. #23 Stanford (USC)	9/7/19	17 at #4 Washington (USC)	11/12/16	177 Ronald Jones II (USC) vs. Arizona	11/7/15
First Downs		28 vs. ULM (GS)	10/21/23	Rushing Touchdowns	
34 at Nebraska (GS)	9/10/22	29 at Georgia State (GS)	9/28/24	4 Ronald Jones II (USC) vs. Oregon	11/5/16
34 vs. UCLA (USC)	11/23/19	31 at Oregon State (USC)	11/3/18	3 Jalen White (GS) vs. App State	11/30/24
33 vs. #5 Penn State (USC)	1/2/17	37 at Ball State (GS)	9/23/23	3 Jalen White (GS) vs. Boise State	8/31/24
31 3 times; last: vs. #3 Oregon (USC)	11/2/19	37 vs. Fresno State (USC)	12/21/13	3 Aca'Cedric Ware (USC) at Oregon State	11/3/18
First Downs Rushing		Fewest Passing Yards Allowed		3 Ronald Jones II (USC) vs. #23 Arizona	11/4/17
17 vs. California (USC)	10/27/16	14 vs. The Citadel (GS)	9/2/23	3 Ronald Jones II (USC) vs. Western Michigan	9/2/17
16 at Georgia State (GS)	10/8/22	67 vs. James Madison (GS)	10/19/24	Longest Rush	
16 at Arizona State (USC)	11/28/17	78 vs. Morgan State (GS)	9/3/22	86 Ronald Jones II (USC) at #16 Washington State	9/29/17
16 at UCLA (USC)	11/19/16	93 vs. California (USC)	11/10/18	74 Ronald Jones II (USC) vs. Arizona	11/7/15
15 3 times; last: at Arizona (USC)	10/15/16	94 vs. Western Michigan (USC)	9/2/17	71 Jalen White (GS) at UAB	9/17/22
First Downs Passing		Sacks		69 Aca'Cedric Ware (USC) at Arizona	9/29/18
25 vs. #25 James Madison (GS)	10/15/22	7 vs. Arizona (USC)	10/19/19	67 2 times; last: Gerald Green (GS) at Nebraska	9/10/22
23 vs. #5 Penn State (USC)	1/2/17	6 7 times; last: vs. James Madison (GS)	10/19/24	Rushing Yards Per Carry (min. 10)	
22 vs. UCLA (USC)	11/23/19	Tackles For Loss		13.2 Gerald Green (GS) at Nebraska	9/10/22
21 at Nebraska (GS)	9/10/22	14 vs. #19 Colorado (USC)	10/13/18	12.6 Justin Davis (USC) at #24 Utah	9/23/16
20 at James Madison (GS)	10/14/23	11 vs. Old Dominion	11/18/23	12.4 Ronald Jones II (USC) vs. California	10/27/16
Passing Attempts		11 vs. ULM (GS)	10/21/23	12.1 Aca'Cedric Ware (USC) at Oregon State	11/3/18
64 vs. #25 James Madison (GS)	10/15/22	11 at UCLA (USC)	12/12/20	12.0 Ronald Jones II (USC) at Arizona State	11/28/17
59 at James Madison (GS)	10/14/23	11 vs. Arizona (USC)	10/19/19	Passing Attempts	
57 vs. #3 Oregon (USC)	11/2/19	Takeaways		64 Kyle Vantrease (GS) vs. #25 James Madison	10/15/22
56 at Marshall (GS)	11/11/23	5 at Utah (USC)	11/21/20	57 Kedon Slovis (USC) vs. Oregon	11/2/19
56 vs. Coastal Carolina (GS)	9/30/23	5 at California (USC)	9/23/22	56 Davis Brin (GS) vs. Coastal Carolina	9/30/23
56 at Nebraska (GS)	9/10/22	4 6 times; last: at Coastal Carolina (GS)	11/23/24	56 Kyle Vantrease (GS) at Nebraska	9/3/22
Completions		Interceptions (by defense)		55 Kedon Slovis (USC) vs. Arizona State (USC)	11/7/20
40 vs. Arizona State (USC)	11/7/20	4 vs. Coastal Carolina (GS)	9/30/23	Completions	
39 vs. UAB (GS)	9/9/23	4 at California (USC)	9/23/22	40 Kedon Slovis (USC) vs. Arizona State	11/7/20
38 vs. #25 James Madison (GS)	10/15/22	4 vs. #3 Utah (USC)	10/24/15	39 Davis Brin (GS) vs. UAB	9/9/23
37 at Nebraska (GS)	9/10/22	3 6 times; last: at Coastal Carolina (GS)	11/23/24	38 Kyle Vantrease (GS) vs. #25 James Madison	10/15/22
37 vs. UCLA (USC)	11/23/19			37 Kyle Vantrease (GS) at Nebraska	9/10/22
				37 Kedon Slovis (USC) vs. UCLA	11/23/19



THE HELTON RECORD BOOK

Passing Yards

578	Kyle Vantrease (GS) vs. #25 James Madison	10/15/22
515	Kedon Slovis (USC) vs. UCLA	11/23/19
453	Sam Darnold (USC) vs. #5 Penn State	1/2/17
432	Kedon Slovis (USC) at Arizona State	11/9/19
409	Kyle Vantrease (GS) at Nebraska	9/10/22

Passing Touchdowns

5	Kedon Slovis (USC) at UCLA	12/12/20
5	Kedon Slovis (USC) vs. Washington State	12/6/20
5	Sam Darnold (USC) vs. #5 Penn State	1/2/17
5	Sam Darnold (USC) vs. California	10/27/16
5	Sam Darnold (USC) at Arizona	10/15/16

Receptions

13	Michael Pittman Jr. (USC) vs. UCLA	11/23/19
13	Michael Pittman Jr. (USC) at Arizona State	11/9/19
13	Deontay Burnett (USC) vs. #5 Penn State	1/2/17
12	5 times; last: Camden Brown (GS) vs. So. Miss	10/9/25

Receiving Yards

232	Michael Pittman Jr. (USC) vs. #10 Utah	9/20/18
192	JuJu Smith-Schuster (USC) vs. Idaho	9/12/15
180	Michael Pittman Jr. (USC) at California	11/16/19
173	Amon-Ra St. Brown (USC) at Arizona State	11/9/19
167	Amon-Ra St. Brown (USC) at Texas	9/15/18

Receiving Touchdowns

4	Amon-Ra St. Brown (USC) vs. Washington State	12/6/20
3	Deontay Burnett (USC) vs. #5 Penn State	1/2/17
3	JuJu Smith-Schuster (USC) at Arizona	10/15/16
3	JuJu Smith-Schuster (USC) vs. Arizona State	10/1/16
2	Multiple Times; last: Camden Brown (GS) vs. USM	10/9/25

Longest Pass

95	K. Slovis to A. St. Brown (USC) at Arizona State	11/9/19
83	C. Kessler to A. Jackson (USC) vs. #14 Notre Dame	10/17/15
79	K. Vantrease to J. Thompson (GS) vs. Buffalo	12/27/22
77	M. Fink to M. Pittman Jr. (SC) vs. #10 Utah	9/20/18
76	D. Brin to D. Cobb (GS) vs. Georgia State	10/26/23

Receiving Yards Per Catch (min. 5)

26.6	Derwin Burgess Jr. (GS) vs. Ball State	9/24/22
25.8	Michael Pittman Jr. (USC) vs. #19 Colorado	10/13/18
23.4	Amare Jones (GS) vs. #25 James Madison	10/15/22
23.2	Michael Pittman Jr. (USC) vs. #10 Utah	9/20/18
23.2	JuJu Smith-Schuster (USC) vs. #14 Notre Dame	10/17/15

Tackles

18	Talanoa Hufanga (USC) vs. UCLA	11/23/19
17	Talanoa Hufanga (USC) at UCLA	12/12/20
16	Cameron Smith (USC) vs. Utah	10/14/17
16	Marques Watson-Trent (GS) vs. South Alabama	11/5/22
15	4 times; last: Tyrell Davis (GS) at Texas State	11/4/23

Tackles For Loss

3.5	MJ Stroud (GS) vs. Maine	9/20/25
3.5	Christian Rector (USC) at Oregon State	11/3/18
3.5	Christian Rector (USC) at Utah	10/20/18
3.0	7 times; last: Tyrell Davis (GS) at Texas State	11/4/23

Sacks

3.0	Nick Figueroa (USC) vs. Washington State	12/6/20
3.0	Uchenna Nwosu (USC) at Arizona State	11/28/17
3.0	Rasheem Green (USC) at Arizona State	11/28/17
2.5	Jack Jones (GS) at California	10/21/23
2.5	MJ Stroud (GS) vs. Maine	9/20/25
2.5	Christian Rector (USC) at Oregon State	11/3/18

Interceptions

3	Cameron Smith (USC) vs. #3 Utah	10/24/15
2	Ajene Harris (USC) at Colorado	11/11/17
2	Jack Jones (GS) at California	9/23/22
2	Adoree Jackson (USC) at #4 Washington	11/12/16
2	Iman Marshall (USC) vs. UCLA	11/28/15

Punt Return Yards

79	Tyler Vaughns (USC) vs. Arizona State	10/27/18
77	Adoree Jackson (USC) vs. Utah State	9/10/16
72	Michael Pittman Jr. (USC) vs. UCLA	11/18/17
66	Khaleb Hood (GS) vs. The Citadel	9/2/23
66	Adoree Jackson (USC) vs. Notre Dame	11/26/16

Punt Return Average (min. 2)

39.5	Tyler Vaughns (USC) vs. Arizona State (2-79)	10/27/18
30.0	Amare Jones (GS) at Coastal Carolina (2-30)	10/1/22
27.0	Tyler Vaughns (USC) vs. UNLV (2-54)	9/1/18
23.0	Adoree Jackson (USC) vs. #22 UCLA (2-46)	11/28/15
22.5	Adoree Jackson (USC) at #23 Oregon (2-45)	11/21/15

Long Punt Return

82	Tyler Vaughns (USC) vs. Arizona State	10/27/18
77	Adoree Jackson (USC) vs. Utah State	9/10/16
72	Michael Pittman Jr. (USC) vs. UCLA	11/18/17
55	Adoree Jackson (USC) vs. Notre Dame	11/26/16
50	Amare Jones (GS) at Coastal Carolina	10/1/22

Punt Return Touchdowns

1	9 times; last: Joshua Thompson (GS) vs. #25 JMU	10/8/22
---	---	---------

Kickoff Return Yards

161	Velus Jones Jr. (USC) vs. Fresno State	8/31/19
161	Adoree Jackson (USC) vs. Notre Dame	11/26/16
142	DeAndre Buchannon (GS) at Texas State	11/4/23
142	Velus Jones Jr. (USC) at #13 Notre Dame	10/21/17
135	DeAndre Buchannon (GS) vs. Boise State	8/31/24
135	DeAndre Buchannon (GS) at App State	11/25/23

Kickoff Return Average (min. 2)

64.5	Dalen Cobb (GS) vs. Jax State	9/13/25
45.0	DeAndre Buchannon (GS) at App State (3-135)	11/25/23
42.5	Velus Jones Jr. (USC) vs. UCLA (2-85)	11/18/17
40.3	Velus Jones Jr. (USC) vs. Fresno State (4-161)	8/31/19
40.3	Adoree Jackson (USC) vs. Notre Dame (4-161)	11/26/16

Long Kickoff Return

100	DeAndre Buchannon (GS) at App State	11/25/23
100	Velus Jones Jr. (USC) vs. Fresno State	8/31/19
100	Adoree Jackson (USC) at #24 Utah	9/23/16
97	Adoree Jackson (USC) vs. Notre Dame	11/26/16
95	Dalen Cobb (GS) vs. Jax State	9/13/25

Kickoff Return Touchdowns

1	Dalen Cobb (GS) vs. Jax State	9/13/25
1	DeAndre Buchannon (GS) at App State	11/25/23
1	Velus Jones Jr. (USC) vs. Fresno State	8/31/19
1	Adoree Jackson (USC) vs. Notre Dame	11/26/16
1	Adoree Jackson (USC) at #24 Utah	9/23/16

All-Purpose Yards

291	Adoree Jackson (USC) vs. Notre Dame	11/26/16
233	Ronald Jones II (USC) vs. Arizona	11/4/17
232	Michael Pittman Jr. (USC) vs. #10 Utah	9/20/18
217	Ronald Jones II (USC) at Arizona State	11/28/17
211	Aca'Cedric Ware (USC) at Oregon State	11/3/18

PATs Made

8	Alex Raynor (GS) vs. Morgan State	9/3/22
7	Chase McGrath (USC) vs. UCLA	11/23/19
7	Chase McGrath (USC) vs. #23 Arizona	11/4/17
7	Chase McGrath (USC) vs. Western Michigan	9/2/17
6	10 times; last: Alex Raynor (GS) vs. App State	11/26/22

Field Goals Made

5	Chase McGrath (USC) vs. UNLV	9/1/18
4	Gavin Stewart (GS) at Coastal Carolina	11/23/24
4	Michael Lantz (GS) at Marshall	11/11/23
4	Michael Lantz (GS) at Ball State	9/23/23
4	Parker Lewis (USC) at Utah	11/21/20

Long Field Goal

53	Gavin Stewart (GS) at Georgia State	9/28/24
51	Chase McGrath (USC) at Arizona State	10/28/17
49	Gavin Stewart (GS) vs. Sam Houston (twice)	12/19/24
49	Matt Boormeester (USC) vs. Arizona State	10/1/16

Punting Average (min. 2)

51.0	Reid Budrovich (USC) vs. Western Michigan	9/2/17
50.7	Alex Smith (GS) vs. South Carolina State	9/14/24
50.3	Ben Griffiths (USC) at California	11/16/19
48.7	Ben Griffiths (USC) vs. Oregon	12/18/20
48.5	Ben Griffiths (USC) at vs Stanford	9/11/21

Long Punt

63	Alex Smith (GS) vs. South Carolina State	9/14/24
63	Reid Budrovich (USC) at #16 Washington State	9/29/17
62	Reid Budrovich (USC) vs. #23 Arizona	11/4/17
61	Ben Griffiths (USC) vs. Oregon	12/18/20
61	Ben Griffiths (USC) at Arizona	11/14/20

100-YARD RECEIVING GAMES

Total Number: 61	Games: 115
At USC: 42	Games: 70
At GS: 19	Games: 45

9	Michael Pittman Jr. (USC)
8	JuJu Smith-Schuster (USC)
8	Tyler Vaughns (USC)
7	Amon-Ra St. Brown (USC)
6	Deontay Burnett (USC)
5	Khaleb Hood (GS)
4	Derwin Burgess Jr. (GS)
4	Drake London (USC)
3	Camden Brown (GS)
3	Jeremy Singleton (GS)
2	Dalen Cobb (GS)
1	Beau Johnson (GS)
1	Amare Jones (GS)

100-YARD RUSHING GAMES

Total Number: 44	Games: 115
At USC: 31	Games: 70
At GS: 14	Games: 45

13	Ronald Jones Jr. (USC)
11	Jalen White (GS)
7	Aca'Cedric Ware (USC)
4	Justin Davis (USC)
3	Vavae Malepeai (USC)
2	Javorius Allen (USC)
2	OJ Arnold (GS)
1	Stephen Carr (USC)
1	Kenan Christon (USC)
1	Gerald Green (GS)

300-YARD PASSING GAMES

Total Number: 44	Games: 115
At USC: 27	Games: 70
At GS: 17	Games: 45

12	Sam Darnold (USC)
9	Kedon Slovis (USC)
8	Kyle Vantrease (GS)
7	Davis Brin (GS)
3	JT Daniels (USC)
2	JC French (GS)
2	Cody Kessler (USC)
1	Matt Fink (USC)



START CHARTS

Offense	'25	Current Streak	Career
Arnold, OJ (SR)	5	3	9
Brown, C. (SR) *	6	6	12
Brown III, J. (JR)	6	6	6
Carroll, C. (SR)	-	-	7
Cobb, D. (SR)	6	12	23
Cook, C. (SR)	6	13	18
Dallas, J. (JR)	2	-	5
Dorsey, KD (SO)	-	-	1
French IV, JC (JR)	6	19	19
Furnish, T. (SR) *	-	-	29
Gary, D. (JR) *	1	-	12
Green, A. (SR) *	6	6	26
Helms, R. (SR) *	-	-	16
Helton, T. (JR) *	-	-	1
Mbadina, D. (JR)	1	-	1
Sanders Jr., M. (SR)	3	2	9
Strong, C. (JR)	6	6	25
Williams, C. (6th)	2	-	8
Wimbley, P. (SR)	6	45	45
Wright Jr., R. (SO)	4	4	4

Defense	'25	Current Streak	Career
Brown, J. (FR)	2	-	2
Bullard, L. (SR)	2	-	31
Ferguson, J. (SR)	6	6	9
Gamble, C. (SR) *	4	2	27
Green III, P (SR)	1	-	1
Harrington, B (7th) *	6	12	34
Hill Jr., T. (JR)	6	9	16
Jackson, A. (JR)	4	4	13
Lowe (JR)	4	3	4
Meyers, J. (SR)	6	9	18
Moore, C. (SO)	6	6	6
Rhodes, D. (SR)	6	10	26
Smith, D. (SR)	5	5	8
Stroud, MJ (JR)	-	-	7
Trice, H (SO)	1	-	1
Tyson, B. (JR) *	5	2	19

STARTED EVERY GAME IN 2025

Offense (8): C. Brown, J. Brown III, Cobb, Cook, French IV, Green, Strong, Wimbley

Defense (6): Ferguson, Harrington, Hill Jr., Meyers, Moore, Rhodes

LONGEST ACTIVE STREAKS (10+)

Pichon Wimbley	45
JC French	19
Caleb Cook	13
Dalen Cobb	12
Brendan Harrington	* 12

* - includes starts/games played at other NCAA football schools

NOTABLE STREAKS AND TRENDS ENTERING THE GAME

- Georgia Southern is 17-4 under head coach Clay Helton when scoring eight or more points in the second quarter and 5-19 when scoring seven points or less.
- Southern is 12-4 when under Helton when scoring eight or more points in the fourth quarter.
- The Eagles are 5-1 under Helton when completing 35 passes or more in a game.
- GS is 15-5 when having a combined 60 or more rushes and completions under Helton (4-0 with 65+).
- Georgia Southern is 17-9 when rushing for 100 or more yards in a game under Helton, 6-1 when rushing for 200 or more yards. The Eagles are 16-8 when tallying 30 or more rushes in a game and 12-2 when winning the rushing battle (10-21 when losing it).
- Under Helton, the Eagles are 4-1 when rushing and passing for 200 yards or more.
- Dating back to the start of the 2018 season, GS is 32-10 in games when having at least one 100-yard rusher.
- Since joining the FBS in 2014, Georgia Southern is just 11-35 when rushing for less than 150 yards in a game.
- Dating back to 2019, the Eagles have won 16 of their past 21 games when not committing a turnover.
- Dating back to 2020, the Eagles are 23-6 when winning the turnover battle, 4-24 when losing it, and 6-7 when the margin is tied. Under Clay Helton, the Eagles are 13-3 when winning the battle, 4-15 when losing it and 5-5 when it's tied.
- As a member of the FBS (since 2014), the Eagles are 52-10 when scoring 30 or more points, 23-60 when scoring less than 30 points. The Eagles are 16-6 under Clay Helton when scoring 30 or more points, 6-17 when scoring less than 30 points.
- Georgia Southern is 226-1 all-time when having a lead of 18 or more points at any point in the game. That lone loss came in 2005 when the Eagles led at Texas State 35-16 in the third quarter and lost 50-35.
- The Eagles have won 83 straight games when holding a lead of 17 or more points at any point in a game dating back to that 2005 Texas State game.
- Southern has won 14 straight games dating back to South Alabama in 2022 when having a lead of 10 points or more at any point in a game.
- Since 1983, Georgia Southern is 205-17 when allowing 17 points or less. The last time the Eagles lost a game when allowing 17 points or less was in 2013, a 16-14 loss to Furman at home. The current streak of victories when allowing 17 or less points is at 35.
- The Eagles are 153-3 all time, including 102-1 at home when scoring 40 or more points in a game. Georgia Southern is 9-1 under Helton when scoring 40 or more points in a game. The lone loss was to Boise State in 2024 when the Eagles fell 56-45.

ON THE ACTIVE LISTS

Interceptions

Chance Gamble	*8 (4 GS)
Brendan Harrington	*4 (0 GS)
Tracy Hill Jr.	2
Ayden Jackson	1
Carlo Thompson	*1 (0 GS)
Brandon Tyson	*2 (1 GS)
Jacob Ferguson	1
Elijah McDowell	1
Dorrian Smith	1

Blocked Kicks

Branden Palmer	1
----------------	---

Forced Fumbles

Da'Shawn Davis	3
Chance Gamble	*2 (1 GS)
Brandon Tyson	*2 (0 GS)
Jaquari Brown	1
Terrance Gibbs	1
Prince Green III	1
Brendan Harrington	*1 (0 GS)
Tracy Hill Jr.	1
Justin Meyers	1
Davion Rhodes	1
Dorrian Smith	1
MJ Stroud	1

Fumble Recoveries

Chance Gamble	*3 (1 GS)
Brandon Tyson	*2 (1 GS)
Justin Meyers	2
Latrell Bullard	1
Jacob Ferguson	1
Brendan Harrington	*1 (0 GS)
Ayden Jackson	1
Caleb Moore	1
Davion Rhodes	1
Jackson Wheeler	1

Non-Offensive Touchdowns

Dalen Cobb	1
Brendan Harrington	*1 (0 GS)
Tracy Hill Jr.	1

Career Games Played (Top 5)

Brendan Harrington	*56
Ahman Green	*45
Pichon Wimbley	45
Camden Brown	*43
Latrell Bullard	39

Career Games Started (Top 5; Position Players)

Pichon Wimbley	45
Brendan Harrington	*34
Latrell Bullard	31
Ty Furnish	*29
Chance Gamble	*27

* - includes totals from other NCAA football schools

EAGLES IN OVERTIME (10-6)

11/28/87	Maine	31- 28	W	OT	10/25/08	at Western Carolina	38- 31	W	OT
9/3/05	at Northeastern	41- 38	W	OT	11/1/08	at The Citadel	44- 41	W	3OT
10/21/06	App State	20- 27	L	2OT	11/6/10	App State	21- 14	W	OT
11/18/06	Central Arkansas	31- 34	L	OT	10/27/12	at Chattanooga	39- 31	W	3OT
9/27/07	Chattanooga	38- 45	L	OT	11/21/15	at Georgia	17- 23	L	OT
10/13/07	at Elon	33- 36	L	2OT	10/3/19	at South Alabama	20- 17	W	2OT
9/13/08	Northeastern	34- 27	W	OT	10/19/19	Coastal Carolina	30- 27	W	3OT
9/27/08	Wofford	37- 38	L	OT	11/26/22	App State	51- 48	W	2OT



GAME ACTION

Name, Pos., Yr.	Career	2025	2024	2023	2022	2021	2020	2019
Alexander, OL, r-Fr.	10/0	6/0	4/0*					
Allen Jr., DB, r-Fr.	8/0	5/0	3/0*					
Anders, DL, r-Fr.	6/0	5/0	1/0*					
Anderson, RB, r-Fr.	3/0	3/0	-. ^R					
Arnold, RB, Sr.	41/10	6/5	12/0	10/3	13/1			
Baker, RB, r-Fr.	10/0	6/0	4/0					
Bentley, DB, r-Fr.	10/0	5/0	5/0*					
Bradshaw, WR, r-So.	20/0	6/0	13/0	1/0*				
Brown, C, WR, Sr.	43/12*	6/6	12/2*	13/3*	12/1*			
Brown, J., DB, r-Fr.	6/2	6/2	-. ^R					
Brown III, J., OL, r-Jr.	19/6	6/6	13/0	0/0	-. ^R			
Brown Sr., AJ, DB, r-So.	20/0*	6/0	1/0*	13/0*				
Bryan, QB, Fr.	6/0	6/0						
Bryant, K, Fr.	6/6	6/6						
Budge, QB, r-Fr.	1/0	-	1/0					
Bullard, DL, Sr.	39/31	3/2	13/11	13/13	10/4			
Butler, LB, Fr.	2/0	2/0						
Carroll, OL, 6th	27/7*	6/0	13/7	4/0*	0/0*	1/0*	3/0*	
Chaney, DB, Fr.	5/0	5/0						
Cobb, WR, Sr.	37/23	6/6	13/12	12/4	6/0			
Collier, DB, r-Fr.	11/0	6/0	5/0*					
Cook, OL, r-Sr.	36/18	6/6	13/12	2/0	13/0	2/0*		
Crouch, DB, r-Sr.	30/0	6/0	13/0	11/0	-. ^R	-. ^R		
Dallas, J., WR, r-Jr.	32/5	2/2	13/3	12/0	5/0*			
Davis, D., DL, Sr.	34/0	2/0	13/0	12/0	7/0			
Durrim, TE, 6th	44/18*	1/0	0/0*	13/0	9/1	10/10*	11/7*	
Dorsey, WR, r-So.	8/1	-	-. ^R	8/1				
Douglas, WR, r-So.	3/0	3/0	-	-. ^R				
Downs, DL, r-Fr.	1/0	-	1/0*					
Fears, DL, Fr.	6/0	6/0						
Ferguson, DL, 6th	26/9	6/6	10/3	10/0	JUCO*	JUCO	-. ^C	
French, DB, Fr.	1/0	1/0						
French IV, QB, r-Jr.	27/19	6/6	13/13	8/0	-. ^R			
Furnish, OL, r-Sr.	39/29*	4/0	10/9*	12/11*	10/9*	3/0*		
Gamble, DB, r-Sr.	33/27*	4/4	10/9	4/4*	10/10*	5/0*		
Gary, WR, r-Jr.	16/12*	5/1	11/11*	-. ^R	-. ^R			
Gibbs, RB, r-Jr.	16/0	4/0	5/0	7/0	-. ^R			
Gladney, DB, r-Fr.	7/0	6/0	1/0*					
Green, A., TE, 6th	45/26*	6/6	6/0*	12/12*	12/8*	3/0*	6/0*	
Green Jr., WR, r-So.	3/0	3/0	-. ^R	-. ^R				
Green III, P., DB, r-Sr.	29/1	5/1	11/0	13/0	-. ^R	-. ^R		
Gregory, TE, Fr.	1/0	1/0						
Hammonds, LB, r-Jr.	20/0	5/0	10/0	-	5/0*			
Harrington, LB, 7th	56/34*	6/6	11/6*	2/2*	1/1*	13/7*	12/12*	11/0*
Hartley III, r-So.	1/0	1/0	-	-. ^R				
Helms, TE, r-Sr.	34/16*	1/0	7/7*	12/9*	13/0*	1/0*		
Helton, QB, r-Fr.	8/1*	2/0	2/0*	3/1*	1/0*			
Hill Jr., DB, r-Jr.	32/16	6/6	13/10	13/0	-. ^R			
Holmes, DB, r-Jr.	9/0	6/0	3/0*	JUCO	JUCO			
Iloh, DL, r-Fr.	5/0	5/0	-. ^R					
Jackson, DB, Jr.	27/13	6/4	11/9	10/0				
Johnson, LB, Fr.	3/0	3/0						
Long, TE, r-Jr.	1/0	-	0/0*	0/0*	1/0*			
Lowe, DL, Jr.	6/4	6/4	JUCO	JUCO				
Mays, WR, r-Fr.	2/0	1/0	1/0*					
Mbadinwa, RB, Jr.	30/1	6/1	13/0	11/0				
McDowell, DB, r-Fr.	2/0	2/0	-. ^R					
McGinney, DL, Jr.	4/0	4/0	JUCO	JUCO				
Meyers, DB, r-Sr.	39/17	6/6	10/7	8/4	11/0	4/0*		
Mikhael, TE, r-So.	18/0	5/0	12/0	1/0*				
Moore, DL, So.	16/6	6/6	10/0*					
Murphy, WR, r-Fr.	3/0	3/0	-. ^R					
Palmer, DL, r-So.	5/0	5/0	-	2/0*				
Plott, WR, Fr.	5/0	5/0						
Pouncey, DB, r-Sr.	14/0*	-	0/0	0/0*	3/0*	11/0*	0/0*	
Rhodes, D., DL, r-Sr.	37/26	6/6	13/7	13/13	1/0	4/0*		
Samuel, RB, r-Fr.	7/0	4/0	3/0	-. ^R	JUCO	JUCO		
Samuela, OL, r-Fr.	1/0	1/0	-. ^R					
Sanders Jr., WR, Sr.	40/8	6/3	10/0	12/3	12/2			
Scruggs, K, r-Fr.	6/6	6/6	-. ^R					
Secka, DL, r-So.	16/0	6/0	8/0	2/0*				
Slaughter, OL, r-Fr.	4/0	4/0	-. ^R					
Smith, A., P, Jr.	32/32	6/6	13/13	13/13				
Smith, D., DB, r-Sr.	17/8	6/5	11/3	JUCO	JUCO	-. ^R		
Strong, OL, r-Jr.	29/25	6/6	9/6	13/13	1/0*			
Stroud, LB, r-Jr.	36/6	6/0	13/5	12/1	5/0*			
Thompson, C., r-Jr.	11/11*		11/11*	0/0*	0/0*			
Ticket, DL, Fr.	3/0	3/0						
Todd, RB, r-Fr.	4/0	4/0	-. ^R					
Trice, LB, r-So.	19/1	6/1	10/0	3/0*				
Tyson, LB, r-Jr.	27/19*	6/5	7/3*	11/11*	3/0*			
Veltkamp, LB, Fr.	5/0	5/0						
Walton, TE, r-So.	14/0	-	12/0	2/0*				
Wheeler, LS, 6th	35/34	6/6	13/13	13/13	3/2	-. ^R	-. ^C	
Whitehead, LB, r-So.	19/0	2/0	12/0	5/0*				
Williams, C., OL, 6th	29/4	2/2	13/2	13/0	1/0	-. ^R	-. ^C	
Williams, E., OL, r-So.	4/0	2/0	1/0	1/0*				
Williams, M., OL, r-So.	11/0	6/0	4/0	1/0*				
Wilson, DL, Fr.	2/0	2/0						
Wimbley, OL, Sr.	45/45	6/6	13/13	13/13	13/13			
Wood, LS, r-Jr.	2/1	-	-	2/1*				
Wright Jr., OL, r-So.	8/4	5/4	-	3/0*				

* - includes games played at other NCAA schools

* - indicates redshirt year

* - indicates medical hardship year gained back

* - indicates COVID-19 year gained back

It's ALL IN THE POINTS

	Helton	Since '83	2025
When Scoring 21 or more:	20-12	330-69	2-1
When Allowing 21 or less:	10-1	257-33	1-0

When Scoring 24 or more:	20-9	315-54	2-1
When Allowing 24 or less:	12-3	280-52	1-0

When Scoring 28 or more:	19-6	277-32	2-1
When Allowing 28 or less:	15-4	311-78	1-0

When Scoring 35 or more:	13-2	201-9	2-1
When Allowing 35 or less:	18-8	347-122	2-1

HOME-FIELD ADVANTAGE

• Georgia Southern has one of the best home-field advantages in the FBS as the Eagles have an official NCAA record of 220-52 at Allen E. Paulson Stadium. That .809 winning percentage is the fifth best in the FBS heading into this week's games.

School	Stadium	Record	Pct.
Alabama	Bryant-Denny	307-55-3	.845
Boise St.	Albertsons	297-63	.825
Oklahoma	Memorial	427-88-15	.819
Marshall	Edwards	190-44	.812
Ga. Southern	Paulson	220-52	.809

THE 50-START CLUB

57	Adrian Peterson (RB)1998-2001
56	Miller, Brian (OL)2018-23
56	Oglesby, Rodney (QB)1988-91
53	Franklin, Dennis (OL)1985-88
53	Ham, Tracy (QB)1982-86
53	Russell, Brent (DL)2008-12
52	Gross, Raymond (QB)1987-90
52	McGrath, Rich (OL)1996-99
50	Ayoub, Miguel (OL)1990-93
50	Chesnut, Grant (OL)1995-98
50	Eubanks, Darius (LB/DB)2009-12
50	Wade Jr., Randy (DL/LB)2017-21
50	Williams, Mark (OL)1996-99

* - position players only. Punter Terry Harvin started 54 games in his career with kicker Tyler Bass and long snapper Ryan Langan both starting 50.

THE 60-GAMES PLAYED CLUB

67	Dedman, Reid (LB)2019-24
64	Khaleb Hood (WR)2019-23
62	Miller, Brian (OL)2018-23
60	Thompson, Najee (WR/DB)2018-22

ROAD WARRIORS

Georgia Southern traveled more miles in its first road trip (4,509.35) to California, round-trip as the crow flies, stadium to stadium, than fellow SBC members Arkansas State (4,169.32), South Alabama (4,127.00), Georgia State (3,333.36) and Coastal Carolina (3,325.90) and Southern Miss (2,485.60) do all season.

In all, the Eagles will travel **7,887.61 miles for the season.**

EAGLE COMEBACKS AND BLOWN LEADS

LARGEST 2ND-HALF COMEBACK VICTORY AT GS (ALL-TIME):

28 points at Western Carolina (2008)
trailed 31-3 in 4th (14:52); won 38-31 in OT

LARGEST 2ND-HALF COMEBACK VICTORY AT PAULSON:

20 points vs. Marshall (2024)
trailed 23-3 in 4th (10:15); won 24-23

LARGEST COMEBACK AT GS (ALL-TIME):

28 points at Western Carolina (2008)
trailed 31-3 in 4th (10:44); won 38-31 in OT

LARGEST BLOWN LEAD AT GS IN LOSS (ALL-TIME):

19 points at Texas State (2005)
led 35-16 in 3rd lost 50-35

LARGEST BLOWN LEAD AT GS IN LOSS (FBS):

14 points at NC State (2014)
led 17-3 in 3rd lost 24-23

14 points at Army West Point (2020)
led 21-7 in 3rd lost 28-27

14 points App State (2020)
led 14-0 in 2nd lost 34-26

14 points South Alabama (2022)
led 31-14 in 3rd lost 38-31

LAST FOUR 4TH QTR DOUBLE-DIGIT COMEBACK WINS:

16 points at South Alabama (2024)
trailed 30-15 with 14:54 re won 34-30

20 points vs. Marshall (2024)
trailed 23-3 with 10:16 re won 24-23

14 points at Old Dominion (2012)
trailed 35-21 with 14:57 re won 49-35

11 points at Furman (2010)
trailed 28-17 with 3:47 re won 32-28

LAST FOUR 4TH QTR DOUBLE-DIGIT LEADS BLOWN IN LOSSES:

10 points at Coastal Carolina (2022)
led 24-14 with 10:11 re lost 34-30

11 points at Georgia State (2020)
led 24-13 with 14:57 re lost 30-24

10 points at NC State (2014)
led 20-10 with 6:56 re lost 24-23

12 points at Texas State (2005)
led 35-23 with 10:30 re lost 50-35

COMEBACKS UNDER HELTON

LARGEST HALFTIME COMEBACK VICTORIES AT GS:

13 points vs. Marshall (2024)
trailed 23-3 in 4th (10:15); won 24-23

3 points vs. App State (2022)
trailed 20-17 at half; won 51-48 in 2OT

3 points vs. #25 JMU (2022)
trailed 17-14 at half; won 45-38 in 2OT

LARGEST HALFTIME COMEBACK VICTORIES:

14 points vs. Utah (2017; USC)
trailed 21-7 at half; won 28-27

13 points vs. Marshall (2024; GS)
trailed 23-3 in 4th (10:15); won 24-23

11 points at Colorado (2015; USC)
trailed 17-6 at half; won 27-24

11 points at UCLA (2020; USC)
trailed 21-10 at half; won 43-38

LARGEST FOURTH QUARTER COMEBACK VICTORIES AT GS:

20 points vs. Marshall (2024)
trailed 23-3 in 4th (10:15); won 24-23

16 points at South Alabama (2024)
trailed 30-14 in 4th (14:55); won 34-30

7 points vs. App State (2022)
trailed 38-31 in 4th (4:23); won 51-48 in 2OT

LARGEST FOURTH QUARTER COMEBACK VICTORIES:

20 points vs. Marshall (2024; GS)
trailed 23-3 in 4th (10:15); won 24-23

16 points at South Alabama (2024)
trailed 30-14 in 4th (14:55); won 34-30

14 points vs. Penn State (2016; USC)
trailed 49-35 in 4th (8:16); won 52-49

13 points vs. Arizona State (2020; USC)
trailed 27-14 in 4th (2:53); won 28-27

**GETTIN' IT DONE IN THE CLASSROOM**

- Twelve Eagles are playing this season as college graduates.
- Graduating from Georgia Southern, in alphabetical order: **Chris Crouch, Jacob Ferguson, Chance Gamble, Jeremiah Holmes, Jackson Wheeler, Caelan Williams** and **Pichon Wimbley**.
- Also playing as graduates of other universities are: **Chance Carroll** (North Carolina), **Ahmon Green** (Georgia State), **Brendan Harrington** (App State) and **Ethan Pouncey** (Florida).
- **Camden Brown, Josh Dallas, JC French IV, Prince Green III, River Helms, Tracy Hill Jr., Justin Meyers, Davion Rhodes, Jamarian Samuel, Dorian Smith** and **Brandon Tyson** and are on track to graduate in December.
- **OJ Arnold, Latrell Bullard, Dalen Cobb, Caleb Cook, DaShawn Davis, Terrance Gibbs, Turner Helton, Amar Jenkins, Alex Smith, Chandler Strong** and **MJ Stroud** and are on track to graduate in May or summer of 2026.

FAMILY TIES

- **Camden Brown's** father, Alandee, played football at fellow Sun Belt school ULM, lettering in 2004 as an offensive lineman.
- **Da'Shawn Davis'** brother, Di'Andre, played defensive line at ETSU.
- Receiver **Dylan Gary** has quite the family bloodline. His parents, Willie and Samantha Gary, both attended SEC schools and competed collegiately. His dad played defensive back at Kentucky from 1997-01 where he was a 1997 Freshman All-America First-Team selection by The Sporting News and a team captain in 2000 and went on to play for the St. Louis Rams in 2001. His mom ran track at Tennessee from 1998-2002, competing in the 100, 200 and 400 meters.
- Quarterback **Turner Helton** is the son of Georgia Southern head coach **Clay Helton**. He transferred from

Western Kentucky, where he played for his uncle, Tyson. His grandfather, Kim, was a long-time NFL and college coach who played at Florida.

- Defensive back **Ethan Pouncey's** brother, Jordan, played football as a receiver at Texas and Florida and his other brother, James played football as a running back Nebraska Kearney. His second cousins are Maurkice and Mike Pouncey, twin brothers who played in the NFL for the Steelers and Dolphins, respectively. Maurkice and Mike were 2009 All-SEC First Team selections for the Florida Gators and Maurkice was also the 2009 Rimington Award winner, and a First-Team All-America selection by the Walter Camp Football Foundation, Football Writers of America Association, and Sporting News.
- **Brandon Stoner's** father, Ajamu, was a wide receiver at Indiana, catching 91 passes for 1,238 yards and eight touchdowns in three seasons.
- Long snapper **Jackson Wheeler's** father, Tom, played tight end at Florida State, as well as professionally. Wheeler wears the same No. 89 jersey that his father did at FSU.
- Both of **Caelan Williams'** parents, along with a sister, his grandparents and aunt, all attended Georgia Southern.
- **Matthew Williams** comes from an athletic family as his cousin Mike Williams was a wide receiver for the Miami Dolphins. He had an uncle and cousin play at Fort Valley State, had a cousin play at Norfolk State, and his grandfather, grand uncle and uncle all played at FAMU.
- **Devin Collier** is the cousin of former NFL receiver Isaac Bruce.
- **Terrance Gibbs's** mother, Idoshia Wess, played basketball at Savannah College while **Kingtriton Samuela's** late father, Tafa'aola, played defensive line at Fresno City College in the early 2000s.
- **Colton Veltkamp's** brother, Caden, is a quarterback at FAU, but played at Western Kentucky last year with **Turner Helton**, and Helton's uncle, Tyson. Veltkamp's dad, Jason Veltkamp, played football at Carroll College and

is the Director of Football Strength and Conditioning at Western Kentucky.

- **Jeremiah Holmes's** father, Chip, played cornerback at Tennessee Tech while **Tyler Budge's** father, Stephen, was a quarterback in college at Lehigh.
- Freshman quarterback **Weston Bryan's** father, Jeff, played football at Auburn while freshman linebacker **Ethan Johnson's** father, Rodney, played football at Furman.
- Tight end **Jackson Long's** father, Kevin, played at Florida State from 1993-97 and with the Tennessee Titans.
- Freshman receiver **Peyton Plott's** mother, Makia, ran track at Jacksonville State and father, Patrick, played football at JSU. His older brother, Cordell, played corner and receiver at West Alabama.
- Kicker **Evan Scruggs's** father, Brad, was a track athlete at Indiana University.

THE GENERAL IS BACK

- Now in his fourth season as the head coach of the Eagles, **Clay Helton** finally has his general behind center back as **JC French IV** returns for his second year as the starter. The first three seasons featured Kyle Vantrease, Davis Brin and French IV, but now Helton gets his signal caller back.
- French IV is one of just seven (of 14) starting quarterbacks in the Sun Belt who return to their team this year and is coming off a solid first year as the starter in Statesboro where he won eight games, led the Eagles to a bowl game and completed a school-record 65.6 percent of his passes (269-410) for 2,831 yards and 17 touchdowns last year. He also ran 117 times for 239 yards and two scores.
- The Roswell, Georgia, product started his career at Memphis, where he redshirted in 2022 before transferring to Georgia Southern in 2023. He was a preseason second-team All-SBC selection by Phil Steele this year.
- French IV dropped over 8% body fat this offseason and entered fall camp down to 12% after changing his diet

2025 STARTERS GAME BY GAME

Offense	WR	LT	LG	C	RG	RT	QB	RB	TE	WR	WR
Fresno State	Brown, C.	Williams, C.	Wimbley	Strong	Cook	Brown III	French IV	Arnold	Green	Cobb	Dallas
USC	Brown, C.	Williams, C.	Wimbley	Strong	Cook	Brown III	French IV	Arnold	Green	Cobb	Dallas
Jacksonville State	Brown, C.	Brown III	Wimbley	Strong	Cook	Wright Jr.	French IV	Mbadinga	Green	Cobb	Gary
Maine	Brown, C.	Brown III	Wimbley	Strong	Cook	Wright Jr.	French IV	Arnold	Green	Cobb	Sanders Jr.
James Madison	Brown, C.	Brown III	Wimbley	Strong	Cook	Wright Jr.	French IV	Arnold	Green	Cobb	Sanders Jr.
Southern Miss	Brown, C.	Brown III	Wimbley	Strong	Cook	Wright Jr.	French IV	Arnold	Green	Cobb	Sanders Jr.
Georgia State											
Arkansas State											
App State											
Coastal Carolina											
Old Dominion											
Marshall											
Defense	DL	DL	DL	DL	LB	LB	DB	DB	DB	DB	DB
Fresno State	Rhodes	Bullard	Moore	Ferguson	Harrington	Tyson	Hill Jr.	Gamble	Hicks (LB)	Davis, J.	Meyers
USC	Rhodes	Lowe	Moore	Ferguson	Harrington	Tyson	Hill Jr.	Gamble	Smith, D.	Green III	Meyers
Jacksonville State	Rhodes	Bullard	Moore	Ferguson	Harrington	Tyson	Hill Jr.	Brown, J.	Smith, D.	Jackson	Meyers
Maine	Rhodes	Lowe	Moore	Ferguson	Harrington	Trice	Hill Jr.	Brown, J.	Smith, D.	Jackson	Meyers
James Madison	Rhodes	Lowe	Moore	Ferguson	Harrington	Tyson	Hill Jr.	Gamble	Smith, D.	Jackson	Meyers
Southern Miss	Rhodes	Lowe	Moore	Ferguson	Harrington	Tyson	Hill Jr.	Gamble	Smith, D.	Jackson	Meyers
Georgia State											
Arkansas State											
App State											
Coastal Carolina											
Old Dominion											
Marshall											



ROSTER NOTES

Georgia Southern's roster features 116 players with the following classification breakdown:

Freshmen: 52 (44.8%)

- True Freshmen: 26 (22.4%)
- Redshirt Freshmen: 26 (22.4%)

Sophomores: 18 (15.5%)

- True Sophomores: 1 (0.9%)
- Redshirt Sophomores: 17 (14.7%)

Juniors: 21 (18.1%)

- True Juniors: 5 (4.3%)
- Redshirt Juniors: 16 (13.8%)

Seniors: 25 (21.6%)

- True Seniors: 9 (7.8%)
- Redshirt Seniors: 9 (7.8%)
- Sixth-Year Seniors: 6 (5.2%)
- Seventh-Year Seniors: 1 (0.9%)

• The Eagle roster features 88 returning players and 28 newcomers since the spring. Georgia Southern returns a total of 11 starters, five on offense and six on defense, and 40 letterwinners.

• GS added 44 players - 18 transfers and 26 true freshmen - since the end of the 2024 season. Of the 18 transfers, 15 are FBS transfers, one is an FCS transfer and two are junior college players.

• The Eagles added a total of nine first-year transfers with previous Power Four experience at: Auburn, Florida, Georgia Tech, Kentucky, Ole Miss, UCF and Virginia.

• Georgia Southern's 116-player roster features players from 15 states and two additional countries:

- Georgia: 69 (59.5%)
- Florida: 14 (12.1%)
- North Carolina: 7 (6.0%)
- Alabama: 6 (5.2%)
- South Carolina: 5 (4.3%)
- Kentucky: 2 (1.7%)
- Missouri: 2 (1.7%)
- New Jersey: 2 (1.7%)
- Alaska: 1 (0.9%)
- California: 1 (0.9%)
- Hawaii: 1 (0.9%)
- Louisiana: 1 (0.9%)
- Mississippi: 1 (0.9%)
- Tennessee: 1 (0.9%)
- Virginia: 1 (0.9%)
- Australia: 1 (0.9%)
- Ireland: 1 (0.9%)

and workout regimen. He also lost nearly 15 pounds as well.

• His given name is James Charles French IV, following in the line of his father (Jimmy), grandfather (Jim) and great grandfather (JC), who also went by JC. French IV has already said that his first son, should he have one, will be the fifth in the line of Frenches.

• For his career, he is already moving up the Eagle career passing charts. Here's how he stands heading into this week's game:

Career Completions	391	1st
Career Passing Attempts	611	2nd
Career Passing Yards	4,212	3rd
Career Passing Touchdowns	27	T-3rd
Career Completion Pct.	63.9	4th

• Georgia Southern has had its starting quarterback from game one of a season start every game of the schedule for the past three-plus seasons, a streak of 45 games. Vantrease started all 13 games of 2022, Brin all 13 of 2023 and French IV all 13 games of 2024. It's the longest streak for the Eagles since 1998-2001 when Greg Hill (all 15 games in 1998 and all 15 in 1999) and JR Revere (all 15 games in 2000 and the first six games of 2001) manned the huddle, a streak of 51 games.

MORE STALLIONS IN THE STABLE

• Georgia Southern has long had a rich history at the running back position with stars like Adrian Peterson and Matt Breida, among some, roaming the field. The reins have been turned over to a new group in **OJ Arnold**, **David Mbadanga** and **Terrance Gibbs**.

• Arnold threw his name into the hat in the 2022 opener when he ran for 45 yards and a touchdown and also caught a touchdown pass. Arnold threw, caught and ran for a touchdown in 2022, marking the first Eagle player to do that since Jerick McKinnon in 2011. He finished the year with 257 yards rushing and a touchdown, along with 10 catches for 58 yards and a touchdown.

• He is one of just 10 Eagles in the modern history of the program to run for a touchdown, catch a touchdown pass and throw a touchdown pass.

• The Quitman native was a first-team all-state selection by the AJC for the 1A Public level as a senior, earning the state's offensive player of the year for the level. He rushed for over 2,500 yards and 42 touchdowns as a senior in leading Brooks County to a state title.

• Mbadanga has been a stud on the field and in the

REDSHIRT TRACKER

TRUE FRESHMEN GP

Bryan, Weston (QB) x	6
Bryant, Tripp (PK) x	6
Fears, Elijah (DL) x	6
Plott, Peyton (WR/PR) x	5
Veltkamp, Colton (LB) x	5
Chaney, Fabo (DB) x	5
Johnson, Ethan (LB)	3
Ticket, Jeremiah (DL)	3
Wilson, Amari (DL)	3
Butler, Caleb (LB)	2
Ffrench, Elijah (DB)	1
Gregory, Henry (TE)	1

OTHER (HAVEN'T REDSHIRTED)..... GP

Arnold, OJ (RB) x	6
Brown, Camden (WR) x	6
Cobb, Dalen (WR) x	6
Jackson, Ayden (DB) x	6
Mbadanga, David (RB) x	6
Moore, Caleb (DL) x	6
Sanders Jr., Marcus (RB) x	6
Smith, Alex (P) x	6
Wimbley, Pichon (OL) x	6
McGinney, Kwon (DL)	4
Bullard, Latrell (DL)	3
Davis, Da'Shawn (DL)	2

Student-athletes are able to participate in up to four contests during the regular season and in postseason competition (conference championship, bowl game, postseason competition, CFP) without using a season of competition (i.e., maintain their redshirt).

classroom. He averaged 5.1 yards per carry last year and has scored five touchdowns in his career. The junior from Atlanta has all been recognized as an academic all-district honoree for carrying a 3.96 cumulative GPA in computer science.

• Gibbs has had a slow return to the field while rehabbing a serious knee injury he suffered in high school. An ESPN300 recruit—the first in Georgia Southern history—the Florida, native ranked as the No. 174 overall player in the country, the No. 14 running back in the nation and the No. 22 player in the state of Florida by ESPN.com.

• He suffered a knee injury just before his junior season and missed the entire year before returning to play sparingly toward the end of his senior season. Before his knee injury, he held an offer from nearly 30 programs including the likes of LSU, Florida, Florida State, Auburn and Georgia.

OFFENSIVE LINE PLAY BREAKDOWN

(offensive plays only ... S-started; P-played; DNP-dressed, but did not play on offense; DND-did not dress; INJ-injured; R-redshirting)

	FS	USC	JSU	Maine	JMU	USM	GAST	A-STATE	App	CCU	ODU	MU	2025	GS Career
Brown III, J.	S/51	S/70	S/62	S/60	S/45	S/79							367	3402
Carroll, C.	P/16	P/30	P/9	P/27	P/18	P/11							111	617
Cook, C.	S/51	S/71	S/67	S/60	S/45	S/79							373	1,246
Furnish, T.	DND	DND	DNP	P/22	P/12	P/11							45	45
Samuela, K.	DNP	P/2	DNP	DNP	DNP	DNP							2	2
Slaughter, J.	DND	DND	P/4	P/12	P/4	P/1							21	21
Strong, C.	S/35	S/50	S/58	S/50	S/34	S/71							298	1,751
Williams, C.	S/51	S/3	INJ	INJ	INJ	INJ							54	279
Williams, E.	DNP	P/11	DNP	P/3	DNP	DNP							14	17
Williams, M.	DNP	P/12	P/5	P/25	P/7	P/3							52	70
Wimbley, P.	S/51	S/71	S/67	S/69	S/47	S/74							379	3,084
Wright Jr., R.	INJ	P/68	S/63	S/26	S/44	S/74							275	360

**BACK TO THE BORO**

• Defensive coordinator **Brandon Bailey** began his career at Georgia Southern as a student assistant under Coach Jeff Monken and went to Tulane in 2016 as a grad assistant under Coach Willie Fritz. From there, he made stops at Richmond Hill (Ga.) High, Arkansas-Monticello, Texas A&M and finally Buffalo. He coached against his alma mater in the 2022 Camellia Bowl before getting the call in February of 2023 from Coach Clay Helton that he was offering him the defensive coordinator job.

• Bailey grew up in Dooly County and was a regular in the stands at Allen E. Paulson Stadium on game days. He says that other than when he left to coach at other schools, he's been at pretty much every Georgia Southern game since the mid 2000s. He is married to the former C.C. Rohrer, who was a cheerleader for Georgia Southern.

TRANSFERS FIND NEW HOMES

• Several new faces to the Georgia Southern squad took advantage of the NCAA's transfer rule to come play in Statesboro.

• Since the end of last season, Georgia Southern added 17 transfers from NCAA schools (in addition to two JUCO players) to its roster, bringing talent and experience to the team.

• Of those 17 transfers from NCAA schools, 10 have previous experience Power Four programs.

• The Eagles' 17 first-year transfers with FBS or FCS experience came into the season with a combined 233 games played and 107 starts in their careers.

AGAINST THE AP TOP 25

Year	Opponent	Result
1986	at #13 Florida	L, 14-38
1988	at #22 Florida State	L, 10-28
1990	at #3 Florida State	L, 6-48
1991	at #18 Auburn	L, 17-32
1992	at #13 Georgia	L, 7-34
1993	at #3 Miami	L, 7-30
1994	at #6 Miami	L, 0-56
1996	at #4 Florida	L, 14-62
2000	at #10 Georgia	L, 7-29
2004	at #4 Georgia	L, 29-48
2008	at #1 Georgia	L, 21-45
2011	at #3 Alabama	L, 21-45
2012	at #5 Georgia	L, 14-45

JOINED FBS

2017	at #12 Auburn	L, 7-41
2018	at #2 Clemson	L, 7-38
2018	#25 App State	W, 34-14
2019	at #6 LSU	L, 3-55
2019	at #21 App State	W, 24-21
2020	at #19 Louisiana	L, 18-20
2020	at #25 Coastal Carolina	L, 14-28
2021	at #20 Arkansas	L, 10-45
2021	#21 Coastal Carolina	L, 8-28
2021	#14 BYU	L, 17-34
2022	#25 James Madison	W, 45-38
2024	at #5 Ole Miss	L, 13-52

Overall: 3-22	Overall as FBS Member: 3-9
Overall Home: 2-2	Home as FBS Member: 2-2
Overall Road: 1-20	Road as FBS Member: 1-7
Highest Ranked Team Beaten: #21 App State, 2019	

HEARING WEDDING BELLS

• Junior receiver **Josh Dallas** had quite the offseason as he married his high school sweetheart, Ashlyn. It capped a remarkable year for the Sharpsburg, Georgia, native, who had a breakout season after moving to the inside receiver position.

• Dallas caught 46 passes for 614 yards and a team-high six touchdowns last year, earning honorable mention all-conference by College Football Network.

• It was also an emotional year as his twin brother David had to step aside from playing football at Georgia Southern due to a nagging shoulder injury. David moved back to the Atlanta area and then to Michigan, getting married in July, marking the longest the twins have ever been apart. Despite the miles between them, they stayed tight—as expected—as David served as Josh's best man at his wedding, and Josh reciprocated the honor at his wedding a week before training camp.

• The two have been reunited as David is now serving on the Eagle staff as he begins his coaching career while finishing up his undergraduate degree at Georgia Southern.

EAGLES RETURNING TO THE NEST

• Numerous coaches and staff members have deep roots to Statesboro as graduates of Georgia Southern. From the coaching staff, defensive coordinator **Brandon Bailey**, wide receivers coach **BJ Johnson**, cornerbacks coach **Darius Safford**, assistant special teams coach **Anthony Beck II**, offensive assistant **Khalil Crowder** and assistant defensive line coach **Dillon Springer** all went to Southern with the latter five playing for the Blue and White.

• Additionally, staff members **Adrian Peterson**, **Andrew Bevil**, **Elease Ryals** and **Matt Wise** also graduated from Georgia Southern with Peterson and Wise playing for the Eagles.

YOUTHFUL - AND SUCCESSFUL - STAFF

• Head coach **Clay Helton** put together a young, but experienced, staff upon his arrival to Statesboro. Heading into the first game of this year, the average age of the six full-time offensive coaches is 32.7 years while the average age of the four full-time defensive coaches is 32.5.

• With special teams coordinator **Blake Wilson** 30 years old, the average age of the 11 full-time assistant coaches is just 32.4 years old.

• Offensive coordinator **Ryan Aplin** turned 35 in May and defensive coordinator **Brandon Bailey** has been the youngest defensive coordinator in the FBS for the three previous seasons and is still just 31 years old. The duo is the youngest coordinator duo in the FBS.

THE CORE FOUR

• The 2025 season marks the first time since 2019 that Georgia Southern returns the same head coach (**Clay Helton**), offensive coordinator (**Ryan Aplin**), defensive coordinator (**Brandon Bailey**) and director of football strength & conditioning (**James Heiss**) that it started with the season before.

• According to FootballScoop, only 56 of the 136 Football Bowl Subdivision schools return these four staff members (41 percent). Of those 56 teams, 38—including

MILESTONE PERFORMANCES**300-YARD PASSING PERFORMANCES****JC French (2 career, 1 in 2025)**

Yds	Opponent	Date	Score
322	vs. Boise State	8/31/24	L, 45-56
313	vs. Southern Miss	10/9/25	L, 35-38

100-YARD RECEIVING PERFORMANCES**Dalen Cobb (2 career, 0 in 2025)**

Yds	Opponent	Date	Score
100	vs. Georgia State	10/26/23	W, 44-27
107	vs. Ohio	12/16/23	L, 21-41

Camden Brown (3 career, 3 in 2025)

Yds	Opponent	Date	Score
118	vs. Maine	9/20/25	W, 45-17
111	at James Madison	9/27/25	L, 10-35
158	vs. Southern Miss	10/9/25	L, 35-38

100-YARD RUSHING PERFORMANCES**OJ Arnold (2 career, 1 in 2025)**

Yds	Opponent	Date	Score
110	at Georgia State	9/28/24	W, 38-10
126	vs. Jax State	9/13/25	W, 41-34

Georgia Southern—are entering just their second season with each Core Four members in place.

• Additionally, this marks the first time since 2020 that Georgia Southern's offensive line coach (**Zach Lankford**) returned. Georgia Southern has had five different offensive line coaches over the past six seasons (since 2020).

O-LINE EXPERIENCE

• Georgia Southern returns three of five starters on the offensive line from a year ago in **Chandler Strong** (C) and guards **Pichon Wimbley** (G) and **Caleb Cook** (G).

• Wimbley made the most of his opportunity in 2022 with Brian Miller missing the opener with an injury. In his place, Wimbley got the start at left guard for the Eagles. That made him the first true freshman since Caleb Kelly in 2017 to start on the offensive line and the first true freshman to start on the line in the season opener since Dorian Byrd in 2010. He played 798 offensive snaps in 2022, 976 offensive snaps in 2023 and 931 last year.

• Wimbley has started all 45 games in his career thus

ONE-SCORE GAMES

	Coach	Total Games	One-Score Games	Record
1.	Tim Stowers	74	30	21-9
2.	Erk Russell	106	29	18-11
3.	Jeff Monken	54	22	13-9
	Chad Lunsford	49	22	13-9
5.	Chris Hatcher	33	20	12-8
6.	Mike Sewak	49	16	6-10
7.	Paul Johnson	72	15	10-5
8.	Clay Helton	45	17	8-9
9.	Tyson Summers	18	7	3-4
	Brian VanGorder	11	7	1-6
11.	Willie Fritz	24	6	3-3
12.	Frank Ellwood	11	5	1-4
13.	Kevin Whitley	8	4	2-2
14.	Dell McGee	1	0	0-0



far, becoming the first Eagle offensive lineman since center Lance Wayne to start every game over his first three plus years. Wayne went on to start all 46 games for his career at Georgia Southern.

- Wimbley had an 85.9 percent grade on pass blocking last year, the third-highest grade among FBS guards who played at least 80 percent of their team's snaps (Miles Frazier, LSU; Xavier Hill, Memphis).

- Strong, a redshirt junior, started all 13 games at center in 2023, playing 1,001 offensive snaps. He was limited by injuries in 2024 and played 441 offensive snaps, but allowed just one sack and two pressures.

- Cook started 12 of 13 games last season and played 807 snaps. He allowed no sacks and just three quarterback hits last season according to PFF.

- Cook and Wimbley were both named third-team All-Sun Belt last season while Strong was named a third-team Freshman All-American by College Football News in 2023.

FROM THE OUTBACK TO THE BORO

- To understand **Alex Smith** is to appreciate his unique story truly. He's more than the first Australian football player in Eagle football history. He's a former professional tennis player. He's the self-proclaimed top table tennis player on the team. He's 25 years old, making him the oldest player on Georgia Southern's football roster and the only one born before 2000. And he's figuring out college football and American life one day at a time.

- A native of Melbourne, Australia, Smith graduated from Caulfield Grammar School in 2017 and tried his hand at professional tennis, a sport he thrived at in part to his 6-foot-6 frame.

- In June 2020, he gave up tennis and the dream of playing at a Power 5 tennis school when COVID hit, so he called John A. Smith with ProKick Australia and asked about a workout. ProKick Australia is a club that has sent multiple punters to the United States, including Houston Texans punter Cameron Johnston (Ohio State) and Ray Guy Award winners Mitch Wishnowsky (Utah) and Michael Dickson (Texas).

- Smith had never played Australian football but had kicked the ball around pretty well in the yard. By his own admission, his first workout was terrible, but still, the group saw enough potential in him after working



YARDS AFTER CONTACT/BROKEN TACKLES

Name	2025 YAC/Total (%) / BT	2024 YAC/Total (%) / BT	2023 YAC/Total (%) / BT	2022 YAC/Total (%) / BT	Career YAC/Total (%) / BT
Arnold, OJ	231/365 ^(63.3) /16	203/316 ^(64.2) /13	256/411 ^(62.3) /17	154/257 ^(59.5) /5	844/1349 ^(62.6) /51
Mbadinga, D.	122/163 ^(74.8) /10	152/229 ^(66.4) /19	64/112 ^(57.1) /6	-	338/504 ^(67.1) /35
Samuel, J.	25/87 ^(28.7) /4	-	-	-	25/87 ^(28.7) /4
Bryan, W.	26/33 ^(78.8) /3	-	-	-	26/33 ^(78.8) /3
Gibbs, T.	0/3 ^(0.0) /0	4/4 ⁽¹⁰⁰⁾ /0	10/23 ^(43.5) /0	-	14/30 ^(46.7) /0

with him for a few years to place him as a commitment to Vanderbilt. Amid COVID-19 and a coaching change, Nashville didn't work out, and Smith was left in limbo. But then, he got a call that Georgia Southern was interested and signed with the Eagles in December of 2022. Soon, he was on a flight from Australia to Florida, landing in January before driving up to Statesboro. It would be his first time in the United States.

- Georgia Southern head coach Clay Helton coached Ben Griffiths, also a native of Melbourne, so he was familiar with what kind of player he was getting in Smith.

- Smith said he didn't watch much college football in Australia but watched many NFL games, especially when the other Alex Smith was quarterbacking the San Francisco 49ers.

- Adjusting to new surroundings took some getting used to for Smith. He said he didn't sleep or eat much the first week here due to the time difference (Melbourne is 14 hours ahead of Statesboro). He also said it took some time to feel comfortable being his "true Australian self with my big, thick accent," but as he got more acclimated, he's fit in more.

- Smith, who played lower-level professional tennis upon graduation from high school on the ATP Futures Tour, grew up playing tennis as a resident of Dubai and says he's always been adept at racket sports, including ping pong (or table tennis as the top-level players call it).

- Smith is the first left-footed punter in program history, although quarterback Kevin Ellison punted in a 2015 game against Troy and is left-footed even though he threw right-handed.

PLAYING FOR TAY

- The Georgia Southern football team, as well as the Georgia high school athletics family, was dealt a blow in early March with the passing of **Tay McKibbins** from a short but courageous battle with cancer. An 18-year-old Atlanta native, McKibbins had inked as part of Georgia Southern's 2025 recruiting class under Clay Helton, graduated high school early and enrolled in the school in January as an offensive lineman.

- In his honor and memory, Helton named a scholarship in his name to be given out to a walk-on who embodied the same traits as McKibbins. Helton announced the Tay McKibbins Memorial Walk-On Scholarship in April was going to offensive lineman **Johnnie Brown III**. Brown III, who transferred in from the University of Miami, played in all 13 games last season and saw action on 93 plays (35 offense, 58 special teams).

- Each Eagle helmet will also have a sticker on the back with the words "Tay 52" to remember the mark McKibbins made on the team in his short time in Statesboro.

THE BIG TICKET

- Georgia Southern freshman defensive lineman

Jeremiah Ticket has his own unique story in how he arrived to Statesboro.

- Born in Fairbanks, Alaska, Ticket was raised was raised in a village called Anaktuvuk Pass with his blood family until his early teenage years. Ticket's mother and grandfather both passed away in 2020 and his grandmother passed away in the summer of 2025.

- Ticket lived in the small village for all of my childhood years and Anaktuvuk is home to his family, including cousins and other relatives. Nestled on a divide between the Anaktuvuk and John Rivers, Anaktuvuk Pass is located approximately 250 miles northwest of Fairbanks and stands as the gateway to the stunning wilderness of the Gates of the Arctic National Park and Preserve.

- In 2024, Anaktuvuk Pass was home to 395 residents, with members of the Nunamiut Eskimo tribe (of which Ticket has bloodlines to) making up over 88% of the population. As you can imagine, Ticket says he knows everyone and everything about the town. Fun fact, as of 2009, the Anaktuvuk Pass post office has been considered the most isolated in the United States.

- Ticket came to Georgia in 2021 for a summer vacation with his cousin and his family, including his aunt who is now his legal guardian, and ended up staying in the Peach State. His little cousin (or little brother as he likes to call him) played football over the summers and asked if he wanted to give it a try. Ticket had excelled at basketball, volleyball and cross country in Alaska, but decided to give football a try in the summer of 2021 playing rec ball.

- At 6-3 and nearly 300 pounds, the defensive lineman picked the sport up quickly and eventually started playing

THE HONORED 0 JERSEY

- Georgia Southern head coach **Clay Helton** announced in 2022 that a special player will wear the 0 jersey each game.

- The number 0 represents the ultimate teammate who is completely selfless and gives relentless effort. They must put team success over individual success and hold themselves to a high accountability standard, with zero issues during the week.

Fresno State: Davion Rhodes

USC: Chris Crouch

Jacksonville State: Kevin Douglas

Maine: Johnnie Brown III

James Madison: Jackson Wheeler

Southern Miss: Marcus Sanders Jr.

Georgia State:

Arkansas State:

App State:

Coastal Carolina:

Old Dominion:

Marshall:



for Jonesboro High, which led to his scholarship offer to Georgia Southern, where he signed in December of 2024.

FROM BOONE TO THE BORO

• Seventh-year linebacker **Brendan Harrington** has taken a long and winding journey to get from rival App State to the sweet land of Georgia Southern, but has made an impact on the Eagle defense already in his short time here.

• Born June 15, 2001, the now 24-year-old still is not the oldest on the team (that honor goes to Australian punter **Alex Smith**, who turned 26 on Sept. 10).

• Harrington enrolled at App State in 2019 and played in 11 games as a true freshman, making 10 tackles while contributing on several special teams units and as an outside linebacker.

• In 2020, he earned second-team All-Sun Belt from PFF and honorable mention All-Sun Belt from the league during a season that didn't count against his eligibility due to COVID. He ranked fourth on the team with 48 tackles and led the team with four interceptions, including one against Georgia Southern. Included in that tally were 4.0 tackles for loss to go along with six pass breakups and four QB hurries. He was the only Sun Belt linebacker with more than two interceptions that year.

• In 2021, he played in 13 games for the Mountaineers and as a starter in the regular-season finale against Georgia Southern, he had five tackles, including 2.5 tackles for loss and a sack.

• That's when the adversity hit. In 2022, he suffered a season-ending injury in the opener against North Carolina and then suffered a second season-ending knee injury at North Carolina early in 2023 opener.

• He attacked his rehab and was named a team captain once again in 2024 for the Mountaineers and played in all 11 games, starting the final six at inside linebacker. He led the team with 66 tackles, including 3.0 tackles for loss, and had one fumble recovery.

• In all, Harrington totaled 167 tackles, including 15.0 tackles for loss and 4.0 sacks, and four interceptions while playing in 50 games (with 28 starts) at App State from 2019-24, using eligibility in 2019, 2021 and 2024 given the circumstances in 2020 (COVID), 2022 (season-ending injury during first game) and 2023 (season-ending injury during the second).

• Harrington was named a first-team All-Sun Belt selection on this year's preseason squad as voted on by the league's media and 14 head coaches.

LOOKING FOR 1K

• Georgia Southern is one of four current FBS teams (there are 136 this year) that has never had a 1,000-yard receiver in a season. Khaleb Hood set the Southern school record in 2023, but came up just short of the 1K milestone and finished with 948 yards.

• Here's a list of the four schools, in alphabetical order, that have never had someone reached the 1,000-yard milestone, along with their closest effort.

Army	937	Mike Fahnestock (1980)
Ga. Southern	948	Khaleb Hood (2023)
Kennesaw St.	610	Justin Sumpter (2017)
Navy	818	Rob Taylor (1967)

THE 1-2 PUNCH

• Georgia Southern has a literal 1-2 punch at linebacker this year with **Brandon Tyson** (#1) and **Brendan Harrington** (#2) leading the defense. The duo are both veteran transfers who bring a plethora of experience to the Eagle defense. Harrington is in his seventh year of college football and his story can be read above.

• Tyson transferred in from Elon, where he played three seasons for the Phoenix. After redshirting in 2022, he earned second-team Freshman All-America honors from Phil Steele in 2023 after posting 73 tackles, including 9.0 tackles for loss and 1.5 sacks, two forced fumbles, a fumble recovery and two quarterback hurries.

• Last season, he played in seven games at Elon, starting three. He was a Phil Steele Preseason Third-Team All-CAA selection and tallied 25 tackles, including 3.0 for loss and a sack, to go along with one interception and one quarterback hurry.

• Both Tyson and Harrington entered the NCAA Transfer Portal in December and enrolled at Georgia Southern in January.

BRYAN BROUGHT IT ON THE MAT

• Freshman quarterback **Weston Bryan** signed with Georgia Southern for his football prowess, but was perhaps an even bigger star on the wrestling mat. The 6-3, 250-pound signal caller went 31-5 as a junior on the mat, taking runner-up honors at the Georgia 7-A state wrestling tournament at 215 pounds.

• He topped his junior campaign the next year, winning the Class 5A heavyweight division as a senior, finishing 24-0.

• The four-star recruit who was ranked as the No. 18 athlete in the country by 247Sports and was rated as the No. 24 dual-threat quarterback in the country by ESPN. He got late offers from SEC schools as a tight end, but kept his pledge to the Eagles. Bryan threw for 2,407 yards and 29 touchdowns and also ran for 1,531 yards and 34 scores as a senior and was a first-team all-state selection for the 5A level by The Atlanta Journal-Constitution.

• The newcomer has made a quick impact early on. At USC, he threw a 32-yard touchdown pass on his first career attempt to give the Eagles an early lead over the Trojans. He has 33 yards rushing and a touchdown on 10 attempts.

DIRRIM RETURNS TO THE FIELD

• Georgia Southern has suffered a rash of injuries at tight end this season with at one point, only one of the seven tight ends on the roster (**Ahmon Green**) being available. The staff moved offensive lineman **Jaylen Slaughter** to a blocking tight end and changed his number to 85, but a veteran was needed. It turns out, there was someone in the program who has experience, but just hadn't played since 2023.

• Welcome back **Ethan Dirrim**. The tight end played for the Eagles in 2022 and 2023 after playing two years at Mercer. He hung up his cleats after his four years and began working with Athletes In Action and served as one of the team chaplains while finishing up his degree in psychology.

• Dirrim didn't use his COVID season from 2020 and

THE POWER OF PAULSON

• Georgia Southern holds one of the best home-field advantages in the FBS, posting a 220-52 record at Allen E. Paulson Stadium. That winning percentage is the fifth best out of all currently used FBS stadiums, trailing only Alabama, Boise State, Oklahoma and Marshall.

• The Eagles are 38-13 all-time at Paulson Stadium when playing in front of 20,000 or more fans.

PAULSON STADIUM ATTENDANCE RECORDS

	Att.	Opponent	Date	W-L	Score
1.	26,438	Coastal Carolina	9/30/23	W	38-28
2.	25,735	UL Monroe	9/17/16	W	23-21
3.	25,725	Stephen F. Austin	12/16/89	W	37-34
4.	24,872	The Citadel	9/19/15	W	48-13
5.	24,585	Jax State	9/13/25	W	41-34
6.	24,535	App State	9/25/14	W	34-14
7.	24,143	Boise State	8/31/24	L	45-56
8.	24,078	Chattanooga	11/11/89	W	34-13
9.	24,048	Marshall	10/12/24	W	24-23
10.	23,551	New Mexico St.	10/17/15	W	56-26

PAULSON HIGHS AND LOWS

MOST POINTS SCORED IN PAULSON STADIUM

84	Johnson C. Smith	84-3	Sept. 11, 2004
83	Savannah State	83-9	Sept. 6, 2013
77	Savannah State	77-9	Aug. 31, 2013
76	Fayetteville State	76-0	Sept. 4, 1999
72	Northern Arizona	72-29	Nov. 27, 1999

FEWEST POINTS SCORED IN PAULSON STADIUM

0	Troy	0-21	Nov. 14, 1992
7	Georgia State	7-34	Dec. 5, 2015
7	Wofford	7-14	Sept. 21, 2002
8	Coastal Carolina	8-28	Nov. 6, 2021

MOST POINTS ALLOWED IN PAULSON STADIUM

56	Boise State	45-56	Aug. 31, 2024
48	App State	51-48 (20T)	Nov. 26, 2022
48	Old Dominion	55-48	Dec. 3, 2011

FEWEST POINTS ALLOWED IN PAULSON STADIUM

0	21 Times - Last 4 times:		
	The Citadel	34-0	Sept. 2, 2023
	UMass	41-0	Oct. 17, 2020
	South Alabama	52-0	Nov. 18, 2017
	Savannah State	54-0	Sept. 3, 2016

LARGEST VICTORY IN PAULSON STADIUM

81	Johnson C. Smith	84-3	Sept. 11, 2004
76	Fayetteville State	76-0	Sept. 4, 1999
74	Savannah State	83-9	Sept. 6, 2014
68	Savannah State	77-9	Aug. 31, 2013
63	Chattanooga	70-7	Sept. 22, 2001
63	Savannah State	69-6	Sept. 1, 2001
63	Western Carolina	70-7	Oct. 9, 1999

LARGEST DEFEAT IN PAULSON STADIUM

27	Georgia State	7-27	Dec. 5, 2015
25	Middle Tennessee	10-35	Sept. 14, 1985
24	App State	10-34	Oct. 27, 2016
21	Marshall	13-34	Sept. 17, 1994
21	Troy	0-21	Nov. 14, 1992



never redshirted, so despite not being on the team since 2023, he was eligible with him still taking classes. He was cleared and began his five-day acclimation period late in the Maine week and became fully eligible the week of the James Madison game.

- He brings a wealth of experience as he has played in 43 games, starting 18, over his time at Mercer and Georgia Southern. He returns to the team in a full-time capacity and even gets to wear the #27 jersey he sported when he last played two seasons ago.

WHAT CAN BROWN DO FOR YOU?

- Transfer receiver **Camden Brown** is quickly etching his name in the Georgia Southern record book in his one year in Statesboro. Entering this week's game, he already has 32 catches for 550 yards and six touchdowns.

- The school record for touchdown catches in a season is eight, set by Chris Johnson in 2000 and the record for receiving yards in a season is 948, set by Khaleb Hood in 2023.

- Brown has three straight 100-yard receiving games, becoming just the second Eagle in program history to accomplish that feat, joining Raja Andrews who did it in 2000.

- On his current pace, in a 12-game regular season, Brown is on pace for 64 catches, 1,100 yards and 12 touchdowns. Georgia Southern is one of only four FBS schools (Army, Navy, Kennesaw State) to never have a 1,000-yard receiver).

THIS ... IS AMERICAN IDOL

- Redshirt freshman tight end **Aubrey Heath** had a chance to represent Georgia Southern on a different national stage when he earned a live audition with

American Idol last fall, all while playing football for the Eagles.

- A self-taught guitar player, Heath started out playing for his friends at school and then at church on Sundays before beginning to write songs from his life experiences. Initially, Heath saw an ad for American Idol on social media before applying in May of 2024. From there a producer reached out and he went through a couple of rounds of virtual auditions.

- The local product from Effingham County then headed to live auditions in New York City last October with 15 people from his tight-knit family.

- While waiting for his turn, the judges all walked right in front of him to get on an elevator and he got a "Georgia Southern?" from judge and Eagle alum Luke Bryan, as he recognized the school logo from the hat on Heath's head. He was also able to meet Carrie Underwood, Lionel Richie and host Ryan Seacrest before his audition. He was not selected to move any further, but is certain his musical career is just beginning.

- His American Idol journey kept him from being with the team full-time last fall after he left for the audition, but he returned in the spring after redshirting in 2024.

GEORGIA SOUTHERN FOOTBALL TRADITIONS

- Georgia Southern has a rich tradition in the college football world, winning six Division I-AA national titles, but also has traditions that make the program unique.

BEAUTIFUL EAGLE CREEK

- When Georgia Southern resurrected the football program in 1981, traditions and spirit needed resurrection as well. So legendary head football coach Erk Russell created his own. Inspired by the gnat-infested drainage ditch that cut across the field between what was then the team's locker room and practice fields, Russell convinced his players that its stagnant water was actually "Beautiful Eagle Creek," a source of "magical" waters.

- Head coach Clay Helton, along with the new coaches/staff, the seniors and the freshmen, had a "baptism" in the creek right before the first game week started.

YELLOW SCHOOL BUSES

- When the football program was resurrected in 1981, the team needed a way to travel to practices and games. Operating on a shoestring budget didn't allow for transportation back then, let alone any luxurious travel.

- The Bulloch County Board of Education stepped in with a deal the University couldn't refuse: GS would only pay \$1 each for two yellow school buses. The football team still uses buses to this day, taking a lap around campus on game days.

WHY ARE THEY CALLED THE EAGLES?

- Eagles is the third nickname used by Georgia Southern and has been the official nickname since 1959.

- From 1924 to 1941, the school went through three name changes. From 1924 to 1928, it was called the Georgia Normal School. From 1929 to 1938, it was the South Georgia Teachers College and was then changed to the Georgia Teachers College in 1939 remaining that way until 1958.

- The nickname from 1924 to 1941 was the Blue Tide. The origin of the nickname is unknown. After World War II, when all sports except football were revived, the nickname was changed to Professors to coordinate with the name of the school, Georgia Teachers College.

- However, when the school was renamed Georgia Southern College in 1959, Professors no longer fit the school's image. The department of athletics decided to let the students vote for a nickname and Eagles was selected in a narrow vote over Colonels. Georgia Southern, which moved to Georgia Southern University in 1990, has been the Eagles ever since that campus vote in 1959.

RETIRED NUMBERS

- GS has retired two numbers in its football history, No. 3 for Adrian Peterson and No. 8 for Tracy Ham. Both are College Football Hall of Famers and both went to the same high school: Santa Fe in Alachua, Florida.

- Peterson, a 2017 CFB Hall of Fame Inductee, is the NCAA Division I all-time leading rusher with 6,559 yards in regular-season contests and was a four-time All-American. He led the Eagles to two national titles.

- Ham, a 2007 College Football Hall of Fame Inductee was also inducted into the Canadian Football Hall of Fame in 2010. A first-team All-American in 1986, he led the Eagles to back-to-back I-AA National Championships.

- Both still work in the Georgia Southern Athletics Department: Ham as a Senior Associate AD for Administration and Peterson as the Director of Student-Athlete Development for the football team.

REMEMBERING FREEDOM

- Georgia Southern University's beloved live bald eagle mascot, "Freedom," passed away on March 29, 2025. As an ambassador for Georgia Southern, wildlife and as a symbol of our nation, Freedom inspired thousands annually at Georgia Southern sporting events, the St. Patrick's Day parade in Savannah, commencements, community events and other appearances across the State of Georgia and the nation.

- Through the Georgia Southern University Center for Wildlife Education and Lamar Q Ball, Jr. Raptor Center,

EAGLES WITH DEGREES

Twelve players on Georgia Southern's roster are playing the 2025 season as graduates:

OL Chance Carroll

Management and Society (North Carolina)

S Chris Crouch

Exercise Science (Georgia Southern)

DL Jacob Ferguson

Interdisciplinary Studies (Georgia Southern)

OL Kyle Frazier

Biology (Savannah State)

DB Chance Gamble

Health & Physical Education (Georgia Southern)

TE Ahmon Green

Interdisciplinary Studies (Georgia State)

LB Brendan Harrington

Management (App State)

DB Jeremiah Holmes

Interdisciplinary Studies (Georgia Southern)

DB Ethan Pouncey

Sport Management (Florida)

LS Jackson Wheeler

Exercise Science (Georgia Southern)

OL Caelan Williams

Marketing (Georgia Southern)

OL Pichon Wimbley

Exercise Science (Georgia Southern)

TRIPLE THREATS

OJ Arnold has accounted for touchdowns via run, pass and receiving in his time at Georgia Southern, putting him in an elite group. The senior has run for 12 scores, caught three touchdowns passes and thrown four touchdown passes (one each year) during his career. He is one of just 10 Eagles in the modern era (since 1984) to accomplish this feat.

Here they are, in alphabetical order:

OJ Arnold
Lee Chapple
Teddy Craft
Jayson Foster
Corey Joyner
Jerick McKinnon
Adrian Peterson
J.R. Revere
Darius Smiley
Ernest Thompson



individuals of all ages could visit Freedom and learn about wildlife, their care and conservation.

• Freedom became a part of the University community in 2004. He was found knocked out of a nest in Maitland, Florida, and permanent injury to his beak prevented his release into the wild. He was acquired by Georgia Southern with the permission of the United States Fish and Wildlife Service.

• Under the supervision of Steve Hein, Executive Director of the Center for Wildlife Education, Freedom (21 years old) was on the sidelines of all GS home games, and select road games. Freedom's Flight was one of the highlights of any game day in Statesboro. A statue was unveiled in September at the statue to spotlight his contributions to the university.

BREAKING IT DOWN

HEAD COACH CLAY HELTON RESULTS AT GS AND AS A HEAD COACH

BASED ON QUARTER RESULTS	2025	GS	CAREER
Win the 1st Quarter	1-0	14-4	44-12
Lose the 1st Quarter	0-3	4-15	8-30
Win the 2nd Quarter	2-1	17-4	45-10
Lose the 2nd Quarter	0-3	5-16	15-36
Win the 3rd Quarter	1-1	8-8	26-13
Lose the 3rd Quarter	1-3	10-12	23-26
Win the 4th Quarter	2-1	15-6	41-13
Lose the 4th Quarter	0-2	3-14	15-23

BASED ON HALF RESULTS	2025	GS	CAREER
Win the 1st Half	2-1	18-4	53-8
Lose the 1st Half	0-3	3-17	9-38
Win the 2nd Half	1-1	14-6	43-9
Lose the 2nd Half	0-3	4-13	15-32

BASED ON SCORING	2025	GS	CAREER
Score in the 1st Quarter	2-3	19-10	57-28
Score in the 2nd Quarter	2-3	21-20	60-40
Score in the 3rd Quarter	1-4	16-20	51-35
Score in the 4th Quarter	2-1	19-17	57-33
No Scoring in the 1st Quarter	0-1	3-13	8-22
No Scoring in the 2nd Quarter	0-1	1-3	5-10
No Scoring in the 3rd Quarter	1-1	6-4	14-15
No Scoring in the 4th Quarter	0-3	3-6	8-17
Score 8+ Points in the 1st Quarter	1-0	9-3	29-8
Score 8+ Points in the 2nd Quarter	2-0	17-4	43-14
Score 8+ Points in the 3rd Quarter	1-1	7-7	21-12
Score 8+ Points in the 4th Quarter	2-1	12-4	36-12

BASED ON DEFENSE	2025	GS	CAREER
No Points Allowed in the 1st Quarter	0-0	7-4	23-9
No Points Allowed in the 2nd Quarter	0-0	8-1	19-2
No Points Allowed in the 3rd Quarter	0-0	3-2	18-6
No Points Allowed in the 4th Quarter	2-0	10-3	22-9
Allow >7 Points in the 1st Quarter	0-0	13-7	39-15
Allow >7 Points in the 2nd Quarter	0-1	9-3	28-6
Allow >7 Points in the 3rd Quarter	1-0	7-5	25-13
Allow >7 Points in the 4th Quarter	1-2	13-9	32-16
Allow 8+ Points in the 1st Quarter	1-3	2-9	2-15
Allow 8+ Points in the 2nd Quarter	2-2	8-15	21-33
Allow 8+ Points in the 3rd Quarter	1-3	7-11	14-24
Allow 8+ Points in the 4th Quarter	0-2	2-11	14-22

THE MIDDLE 8s	2025	GS	CAREER
Win the Last 4 Minutes of the 1st Half	0-0	10-5	31-9
Win the First 4 Minutes of the 2nd Half	0-0	3-4	9-7
Win the Middle 8 Minutes of the Game	0-0	10-9	30-13
Lose the Middle 8 Minutes of the Game	2-3	8-10	18-28
Score in the Middle 8 Minutes	0-0	16-12	44-23
Allow Points in the Middle 8 Minutes	2-3	13-14	33-34

HOW THE TEAM WAS ASSEMBLED

JOINED IN 2025 CLASS (43 OF 116; 37.9%)

PLAYER	ROUTE	PREVIOUS
Camden Brown (WR)	Transfer	Auburn †
AJ Brown Sr. (DB)	Transfer	Ole Miss *
Weston Bryan (QB)	High School	GA HS *
Tripp Bryant (K)	High School	SC HS †
Caleb Butler (LB)	High School	GA HS *
Akeondre Chaney (DB)	High School	GA HS *
Donal Dempsey (K)	International	Ireland
Marcus Downs (DL)	Transfer	UCF †
Nigel Eldridge Jr. (DL)	High School	FL HS †
Caleb Ellis (DL)	High School	GA HS *
Elijah Fears (DL)	High School	GA HS *
Elijah Ffrench (DB)	High School	GA HS *
Joshua Ford (OL)	High School	GA HS *
Ty Furnish (OL)	Transfer	GA HS *
Dylan Gary (WR)	Transfer	West Georgia *
Ahmon Green (TE)	Transfer	Georgia State †
Brian Green Jr. (WR)	Transfer	Florida †
Henry Gregory (TE)	High School	AL HS †
Brendan Harrington (LB)	Transfer	App State †
River Helms (TE)	Transfer	Western Ky. †
Turner Helton (QB)	Transfer	Western Ky.
Uche Iloh (DL)	Transfer	Georgia Tech *
Ethan Johnson (LB)	High School	GA HS *
Charlie Johnston (QB)	High School	AL HS †
Gavin Kurpis (LS)	High School	GA HS *
Jackson Long (TE)	Transfer	Georgia Tech †
Devan Lowe (DL)	JUCO	Hutchinson CC
Bre'lan Mareus (RB)	High School	FL HS †
Braxton McLester (LB)	High School	GA HS *
Kwon McGinney (DL)	JUCO	Arkansas State †
Jace Molden (OL)	High School	GA HS *
Caleb Moore (DL)	Transfer	Southern Miss
Foster Orris (RB)	High School	GA HS *
Brandon Paul (WR)	High School	FL HS †
Peyton Plott (WR)	High School	AL HS †
Evan Scruggs (K)	Transfer	UTEP †
Brandon Stoner	High School	NC HS †
Carlo Thompson	Transfer	UNC Pembroke
Jeremiah Ticket (DL)	High School	GA HS *
Ike Turner (OL)	High School	GA HS *
Brandon Tyson (LB)	Transfer	Elon †
Colton Veltkamp (LB)	High School	KY HS
Jeremiah Ware (WR)	High School	GA HS *
Amari Wilson (DL)	High School	GA HS *

JOINED IN 2024 CLASS (30 OF 116; 25.9%)

PLAYER	ROUTE	PREVIOUS
Colin Alexander (OL)	High School	GA HS *
Brandon Alford (LB)	High School	GA HS *
CJ Allen Jr. (LB)	High School	FL HS †
Eli Anders (DL)	High School	NC HS †
Bryce Baker (RB)	High School	GA HS *
Jaylen Bentley (DB)	High School	GA HS *
Jaquari Brown (DB)	High School	GA HS *
Tyler Budge (QB)	High School	NC HS †
Jalen Burgess (OL)	High School	GA HS *
Chance Carroll (OL)	Transfer	North Carolina †
Devin Collier (DB)	High School	GA HS *
Jadaan Cooper (DB)	High School	GA HS *
Chance Gamble (DB)	Transfer	Kennesaw State *
Phillip Gladney (DB)	High School	GA HS *
TJ Hartley III (K)	Transfer	Austin Peay *
Aubrey Heath (TE)	High School	GA HS *
Jeremiah Holmes (DB)	JUCO	Georgia Military *
Korey Jordan (DL)	High School	GA HS *
Carmelo Mays (WR)	High School	GA HS *
Elijah McDowell (DB)	High School	GA HS *
Antavious Murphy (WR)	High School	GA HS *
Zach Pearson (OL)	High School	GA HS *
Ethan Pouncey (DB)	Transfer	Florida †
Kingtriton Samuela (OL)	High School	GA HS †
Jaylen Slaughter (OL)	High School	GA HS *
Dorrian Smith (DB)	JUCO	NE Mississippi CC *
Tao Todd (RB)	High School	GA HS *
Trey Townsend (QB)	High School	GA HS *
Temirez Williams Jr. (DB)	High School	GA HS *
Jordan Woolen (WR)	High School	AL HS †

JOINED IN 2023 CLASS (22 OF 116; 19.0%)

PLAYER	ROUTE	PREVIOUS
J'shawn Anderson (RB)	High School	SC HS †
Taylor Bradshaw (WR)	High School	FL HS †
Johnnie Brown III (OL)	Transfer	Miami *
Chris Crouch (DB)	Transfer	Warner †
KD Dorsey (WR)	High School	GA HS *
Kevin Douglas (WR)	High School	GA HS *
Jacob Ferguson (DL)	JUCO	Iowa Western CC
JC French IV (QB)	Transfer	Memphis *
Prince Green III (DB)	Transfer	Illinois *
Ayden Jackson (DB)	High School	GA HS *
David Mbadinga (RB)	High School	GA HS *
JP Mikhael (TE)	High School	AL HS †
Branden Palmer (DL)	High School	NC HS †
Jamarian Samuel (RB)	JUCO	Hinds CC †
Kebba Secka (DL)	High School	GA HS *
Alex Smith (P)	International	Australia
Holden Trice (LB)	High School	GA HS *
Elija Walton (TE)	High School	AL HS †
JaMari Whitehead (DL)	High School	FL HS †
Ethan Williams (OL)	High School	FL HS †
Matthew Williams (OL)	High School	GA HS *
Robert Wright Jr. (OL)	High School	GA HS *

JOINED IN 2022 CLASS (15 OF 116; 12.9%)

PLAYER	ROUTE	PREVIOUS
OJ Arnold (RB)	High School	GA HS *
Latrell Bullard (DL)	High School	GA HS *
Dalen Cobb (WR)	High School	GA HS *
Josh Dallas (WR)	High School	GA HS *
Da'Shawn Davis (DL)	High School	NC HS †
Ethan Dirrim (TE)	Transfer	Mercer †
Terrance Gibbs (RB)	High School	FL HS †
Jacob Hammond (LB)	High School	GA HS *
Tracy Hill Jr. (DB)	Prep School	GA HS *
Amar Jenkins (DB)	High School	SC HS †
Marcus Sanders Jr. (WR)	High School	GA HS *
Chandler Strong (OL)	High School	GA HS *
MJ Stroud (DL)	High School	GA HS *
Pichon Wimbley (OL)	High School	GA HS *
Gaines Wood (LS)	High School	GA HS *

JOINED IN 2021 CLASS (3 OF 116; 2.6%)

PLAYER	ROUTE	PREVIOUS
Caleb Cook (OL)	High School	GA HS *
Justin Meyers (DB)	High School	GA HS *
Davion Rhodes (DL)	High School	GA HS *

JOINED IN 2020 CLASS (2 OF 116; 1.7%)

PLAYER	ROUTE	PREVIOUS
Jackson Wheeler (LS)	High School	GA HS *
Caelan Williams (OL)	High School	GA HS *

* - played high school football in Georgia

† - played high school football in state bordering Georgia

Joined Team Via High School: 82

Joined Team Via Transfer (NCAA or JUCO): 31

Joined Team Via International: 2

Joined Team Out of Prep School: 1

Played High School Football in Georgia: 72

Played High School Football in Border States: 36

Florida: 16

North Carolina: 8

Alabama: 6

South Carolina: 5

Tennessee: 1

108 of 116 players played HS football in Georgia or a border state only Donal Dempsey (Ireland), Jacob Ferguson (Missouri), Turner Helton (California), Devan Lowe (Missouri), Caleb Moore (Mississippi), Alex Smith (Australia), Carlo Thompson (Virginia) and Colton Veltkamp (Kentucky) did not play football in Georgia or one of the five bordering states.

Players Brought in Under Coach Helton: 111 of 116



2025 GEORGIA SOUTHERN ROSTER

 AUDIO
PRONUNCIATION
GUIDE


ALPHABETICAL ROSTER

No.	Name	Pos.
63	Colin Alexander	OL
30	CJ Allen Jr.	LB
41	Brandon Alford	LB
97	Eli Anders	DL
28	J'shawn Anderson	RB
22	OJ Arnold	RB
33	Bryce Baker	RB
32	Jaylen Bentley	DB
15	Taylor Bradshaw	WR
17	Camden Brown	WR
20	Jaquari Brown	DB
66	Johnnie Brown III	OL
16	AJ Brown Sr.	DB
9	Weston Bryan	QB
95	Tripp Bryant	K
2	Tyler Budge	QB
57	Latrell Bullard	DL
70	Jalen Burgess	OL
35	Caleb Butler	LB
54	Chance Carroll	OL
19	Akeondre Chaney	DB
1	Dalen Cobb	WR
29	Devin Collier	DB
78	Caleb Cook	OL
36	Jadaan Cooper	DB
26	Chris Crouch	DB
19	Josh Dallas	WR
90	Da'Shawn Davis	DL
99	Donal Dempsey	K
27	Ethan Dirrim	TW
18	KD Dorsey	WR
38	Kevin Douglas	WR
92	Marcus Downs	DL
44	Nigel Eldridge Jr.	DL
50	Caleb Ellis	DL
94	Elijah Fears	DL
7	Jacob Ferguson	DL
22	Elijah Ffrench	DB
67	Joshua Ford	OL
12	JC French IV	QB
53	Ty Furnish	OL
31	Chance Gamble	DB
13	Dylan Gary	WR
20	Terrance Gibbs	RB
24	Phillip Gladney	DB
7	Ahmon Green	TE
14	Prince Green III	DB
11	Brian Green Jr.	WR
86	Henry Gregory	TE
10	Jacob Hammonds	LB
12	Brendan Harrington	LB
98	TJ Hartley III	K
48	Aubrey Heath	TE
87	River Helms	TE
14	Turner Helton	QB
12	Tracy Hill Jr.	DB
38	Jeremiah Holmes	DB
98	Uche Iloh	DL
2	Ayden Jackson	DB
49	Amar Jenkins	DB
43	Ethan Johnson	LB

NUMERICAL ROSTER

No.	Name	Pos.	Ht.	Wt.	Yr.	Hometown	High School/Previous School(s)
1	Dalen Cobb	WR	5-9	180	Sr.	Washington, Ga.	Washington-Wilkes
1	Brandon Tyson	LB	6-1	220	r-Jr.	Whiteville, N.C.	Whiteville/Elon
2	Tyler Budge	QB	6-3	205	r-Fr.	Matthews, N.C.	Weddington
2	Brendan Harrington	LB	6-0	235	7th	Moncure, N.C.	Northwood/App State
4	Camden Brown	WR	6-2	200	Sr.	Monroe, La.	St. Thomas Aquinas (Fla.)/Auburn
5	Ayden Jackson	DB	5-11	185	Jr.	Atlanta, Ga.	Walton
5	Marcus Sanders Jr.	WR	6-1	190	Sr.	Montezuma, Ga.	Macon County
6	David Mbadinga	RB	5-7	190	Jr.	Atlanta, Ga.	North Cobb
7	Jacob Ferguson	DL	6-3	240	6th	Troy, Mo.	Troy Buchanan/UNI/Iowa Western CC
7	Ahmon Green	TE	6-2	245	6th	Columbia, S.C.	Westwood/Georgia State
9	Weston Bryan	QB	6-3	250	Fr.	Leesburg, Ga.	Lee County
9	Justin Meyers	DB	5-10	215	r-Sr.	Washington, Ga.	Washington Wilkes
10	Jacob Hammonds	LB	6-2	195	r-Jr.	Griffin, Ga.	Griffin
10	Charlie Johnston	QB	6-6	210	Fr.	Moody, Ala.	Moody
11	Brian Green Jr.	WR	6-1	190	r-So.	Jacksonville, Fla.	Orange Park/Florida
12	JC French IV	QB	6-1	200	r-Jr.	Roswell, Ga.	Blessed Trinity Catholic/Memphis
12	Tracy Hill Jr.	DB	6-2	200	r-Jr.	Athens, Ga.	Clarke County/Georgia Knights Prep Academy
13	Dylan Gary	WR	6-3	210	r-Jr.	Suwanee, Ga.	North Gwinnett/ Kentucky/West Georgia
13	Ethan Pouncey	DB	6-1	180	r-Sr.	Winter Park, Fla.	Winter Park/Florida
14	Prince Green III	DB	6-2	205	r-Sr.	Griffin, Ill.	Griffin/Illinois
14	Turner Helton	QB	6-2	175	r-Jr.	Palos Verdes Estates, Calif.	Palos Verdes/Western Kentucky
15	Taylor Bradshaw	WR	6-0	185	r-So.	Jacksonville, Fla.	Oakleaf
16	AJ Brown Sr.	DB	6-1	200	r-So.	Cordele, Ga.	Crisp County/Ole Miss
16	Jamarian Samuel	RB	5-9	205	r-Sr.	Ocala, Fla.	Trinity Catholic/Hinds CC
17	Trey Townsend	QB	6-1	220	r-Fr.	Calhoun, Ga.	Calhoun
18	KD Dorsey	WR	6-1	200	r-So.	Hephzibah, Ga.	Evans
18	MJ Stroud	DL	6-2	235	r-Jr.	Covington, Ga.	Alcovy
19	Fabo Chaney	DB	6-1	180	Fr.	Thomaston, Ga.	Upson-Lee
19	Josh Dallas	WR	6-1	205	r-Jr.	Sharpsburg, Ga.	Trinity Christian
20	Jaquari Brown	DB	6-1	165	r-Fr.	Warner Robins, Ga.	Houston County
20	Terrance Gibbs	RB	6-0	205	r-Jr.	Orlando, Fla.	Winter Park
21	Holden Trice	LB	5-10	210	r-So.	Kennesaw, Ga.	Harrison
22	OJ Arnold	RB	5-9	195	Sr.	Quitman, Ga.	Brooks County
22	Elijah Ffrench	DB	6-1	190	Fr.	Tucker, Ga.	Tucker
23	Dorrian Smith	DB	5-10	185	r-Sr.	Fort Valley, Ga.	Peach County/Northeast Mississippi CC
24	Phillip Gladney	DB	5-11	175	r-Fr.	Kennesaw, Ga.	North Cobb
24	Peyton Plott	WR	5-7	160	Fr.	Auburn, Ala.	Auburn
25	Alex Smith	P	6-6	220	Jr.	Melbourne, Victoria, Australia	Caufield Grammar School
26	Chris Crouch	DB	5-11	195	r-Sr.	Naples, Fla.	Barron Collier/Warner
26	Antavious Murphy	WR	5-9	190	r-Fr.	Bainbridge, Ga.	Bainbridge
27	Branden Palmer	DL	6-2	220	r-So.	Charlotte, N.C.	Hough
27	Ethan Dirrim	TE	6-2	230	6th	Canton, Ga.	Creekview/Mercer
28	J'shawn Anderson	RB	5-10	190	r-So.	Hartsville, S.C.	Hartsville
28	Elijah McDowell	DB	6-3	185	r-Fr.	Decatur, Ga.	South Gwinnett
29	Devin Collier	DB	5-10	185	r-Fr.	Albany, Ga.	Lee County
29	Bre'Lan Mareus	RB	5-9	195	Fr.	Fort Lauderdale, Fla.	Monarch
30	CJ Allen Jr.	LB	5-10	215	r-Fr.	Jacksonville, Fla.	Sandalwood
31	Chance Gamble	DB	6-2	180	r-Sr.	Fitzgerald, Ga.	Fitzgerald/Kennesaw State
32	Jaylen Bentley	DB	6-0	170	r-Fr.	Valdosta, Ga.	Valdosta
33	Bryce Baker	RB	5-11	215	r-Fr.	Savannah, Ga.	Benedictine Military
34	JaMari Whitehead	DL	6-2	240	r-So.	Jacksonville, Fla.	Raines
35	Caleb Butler	LB	6-1	240	Fr.	Brunswick, Ga.	Brunswick
35	Taeo Todd	RB	5-8	195	r-Fr.	West Point, Ga.	Troup County
36	Jadaan Cooper	DB	5-10	165	r-Fr.	Winder, Ga.	Winder-Barrow
37	Foster Orris	RB	5-9	185	Fr.	Cumming, Ga.	West Forsyth
38	Kevin Douglas	WR	5-8	170	r-So.	Augusta, Ga.	Aquinas
38	Jeremiah Holmes	DB	5-9	185	r-Jr.	Baxley, Ga.	Appling County/Georgia Military
39	Temirez Williams Jr.	DB	5-8	175	r-Fr.	Albany, Ga.	Lee County
40	Brandon Paul	WR	5-9	155	Fr.	Orlando, Fla.	Edgewater
41	Brandon Alford	LB	5-11	200	r-So.	Forsyth, Ga.	Mary Persons
42	Braxtin McLester	LB	6-3	210	Fr.	Douglasville, Ga.	Douglas County



2025 GEORGIA SOUTHERN ROSTER

 AUDIO
PRONUNCIATION
GUIDE


No.	Name	Pos.	No.	Name	Pos.	Ht.	Wt.	Yr.	Hometown	High School/Previous School(s)
10	Charlie Johnston	QB	43	Ethan Johnson	LB	6-3	210	Fr.	Decatur, Ga.	Decatur
55	Korey Jordan	DL	44	Nigel Eldridge Jr.	DL	6-2	260	Fr.	Jacksonville, Fla.	Beachside
46	Gavin Kurpis	LS	45	Colton Veltkamp	LB	6-1	210	Fr.	Bowling Green, Ky.	South Warren
82	Jackson Long	TE	46	Gavin Kurpis	LS	5-10	210	Fr.	Warner Robins, Ga.	Houston County
99	Devan Lowe	DL	47	Carlo Thompson	DB	6-0	185	r-Jr.	Richmond, Va.	Varina/Virginia/UNC Pembroke
29	Bre'Lan Mareus	RB	48	Aubrey Heath	TE	6-1	195	r-Fr.	Savannah, Ga.	South Effingham
88	Carmelo Mays	WR	48	Amari Wilson	DL	6-1	230	Fr.	Moultrie, Ga.	Colquitt County
6	David Mbadinga	RB	49	Amar Jenkins	DB	5-10	180	r-Jr.	St. Helena Island, S.C.	Whale Branch
28	Elijah McDowell	DB	50	Caleb Ellis	DL	6-1	280	Fr.	Milton, Ga.	Milton
42	Braxtin McLeister	LB	50	Jaylen Slaughter	OL	6-3	255	r-Fr.	Atlanta, Ga.	Cedar Grove
95	Jakwon McGinney	DL	51	Kebba Secka	DL	6-3	250	r-So.	Lithia Springs, Ga.	Lithia Springs
9	Justin Meyers	DB	51	Matthew Williams	OL	6-3	325	r-So.	Appling, Ga.	Harlem
84	JP Mikhael	TE	53	Ty Furnish	OL	6-3	295	r-Sr.	Woodstock, Ga.	Blessed Trinity Catholic/Virginia
68	Jace Molden	OL	54	Chance Carroll	OL	6-2	290	6th	Mooresville, N.C.	Hough/North Carolina
93	Caleb Moore	DL	55	Korey Jordan	DL	6-3	300	r-Fr.	Douglasville, Ga.	Douglas County
26	Antavious Murphy	WR	55	Ethan Williams	OL	6-2	275	r-So.	Palatka, Fla.	Fleming Island
37	Foster Orris	RB	57	Latrell Bullard	DL	6-1	350	Sr.	Smyrna, Ga.	North Cobb
27	Branden Palmer	DL	57	Chandler Strong	OL	6-1	270	r-Jr.	Warner Robins, Ga.	Houston County
40	Brandon Paul	WR	59	Brandon Stoner	OL	6-3	320	Fr.	Louisville, Ky.	Ardrey Kell (N.C.)
73	Zach Pearson	OL	63	Colin Alexander	OL	6-4	305	r-Fr.	Stockbridge, Ga.	Dutchtown
24	Peyton Plott	WR	64	Caelan Williams	OL	6-7	290	6th	Dublin, Ga.	Trinity Christian
13	Ethan Pouncey	DB	66	Johnnie Brown III	OL	6-3	315	r-Jr.	Lilburn, Ga.	Parkview/Miami
91	Davion Rhodes	DL	67	Joshua Ford	OL	6-2	320	Fr.	Guyton Ga.	Effingham County
16	Jamarian Samuel	RB	68	Jace Molden	OL	6-1	265	Fr.	Albany, Ga.	Lee County
75	Kingtriton Samuela	OL	70	Jalen Burgess	OL	6-1	315	r-Fr.	Valdosta, Ga.	Valdosta
5	Marcus Sanders Jr.	WR	71	Robert Wright Jr.	OL	6-4	295	r-So.	Atlanta, Ga.	Stockbridge
51	Evan Scruggs	K	73	Zach Pearson	OL	6-5	280	r-Fr.	Pembroke, Ga.	New Hampstead
91	Kebba Secka	DL	74	Pichon Wimbley	OL	6-2	305	Sr.	Newnan, Ga.	Newnan
50	Jaylen Slaughter	OL	75	Kingtriton Samuela	OL	6-2	290	r-Fr.	Waipahu, Hawaii	Pebblebrook (Ga.)
25	Alex Smith	P	77	Ike Turner	OL	6-4	315	Fr.	Atlanta, Ga.	Tucker
23	Dorrian Smith	DB	78	Caleb Cook	OL	6-3	315	r-Sr.	Brunswick, Ga.	Brunswick
59	Brandon Stoner	OL	80	Jordan Woolen	WR	5-11	165	r-Fr.	Calera, Ala.	Hoover
57	Chandler Strong	OL	81	Jeremiah Ware	WR	5-10	195	Fr.	Gainesville, Ga.	Gainesville
18	MJ Stroud	DL	82	Jackson Long	TE	6-4	230	r-Jr.	Hendersonville, Tenn.	Beech/USF/Georgia Tech
47	Carlo Thompson	DB	83	Elija Walton	TE	6-5	230	r-So.	Columbus, Ga.	North Marion (Fla.)
96	Jeremiah Ticket	DL	84	JP Mikhael	TE	6-3	225	r-So.	Niceville, Fla.	Niceville
35	Tao Todd	RB	86	Henry Gregory	TE	6-7	225	Fr.	Birmingham, Ala.	Spain Park
17	Trey Townsend	QB	87	River Helms	TE	6-4	230	r-Sr.	Lester, Ala.	West Limestone/Western Kentucky
21	Holden Trice	LB	88	Carmelo Mays	WR	6-0	185	r-Fr.	Macon, Ga.	Southwest Macon
77	Ike Turner	OL	89	Jackson Wheeler	LS	6-2	230	6th	Bainbridge, Ga.	Bainbridge
1	Brandon Tyson	LB	90	Da'Shawn Davis	DL	6-2	225	Sr.	Charlotte, N.C.	Hough
45	Colton Veltkamp	LB	91	Davion Rhodes	DL	6-2	235	r-Sr.	Camilla, Ga.	Pelham
83	Elija Walton	TE	91	Evan Scruggs	K	6-1	175	r-Fr.	Orlando, Fla.	Bishop Moore Catholic/UTEP
81	Jeremiah Ware	WR	92	Marcus Downs	DL	6-5	285	r-Fr.	Greenville, S.C.	Riverside/UCF
89	Jackson Wheeler	LS	93	Caleb Moore	DL	6-2	280	So.	Hattiesburg, Miss.	Oak Grove/Southern Miss
34	JaMari Whitehead	DL	93	Gaines Wood	LS	5-11	205	r-Jr.	Atlanta, Ga.	North Atlanta
64	Caelan Williams	OL	94	Elijah Fears	DL	6-2	310	Fr.	Atlantic City, N.J.	Irwin County (Ga.)
55	Ethan Williams	OL	95	Tripp Bryant	K	5-9	175	Fr.	Lexington, S.C.	River Bluff
51	Matthew Williams	OL	95	Kwon McGinney	DL	6-2	310	Jr.	Mobile, Ala.	Williamson/Hutchinson CC/Arkansas State
39	Temirez Williams Jr.	DB	96	Jeremiah Ticket	DL	6-3	280	Fr.	Anaktuvuk Pass, Alaska	Jonesboro (Ga.)
74	Pichon Wimbley	OL	97	Eli Anders	DL	6-3	250	r-Fr.	Cornelius, N.C.	Hough
48	Amari Wilson	DL	98	TJ Hartley III	K	5-11	175	r-So.	Fayetteville, Ga.	Whitewater/Austin Peay
93	Gaines Wood	LS	98	Uche Iloh	DL	6-5	265	r-Fr.	Mount Arlington, N.J.	McIntosh (Ga.)/Georgia Tech
80	Jordan Woolen	WR	99	Donal Dempsey	K	6-0	195	Fr.	Dunboyne, Ireland	St. Peter's College Dunboyne
71	Robert Wright Jr.	OL	99	Devan Lowe	DL	6-2	360	Jr.	Kansas City, Mo.	Olathe North/Hutchinson CC



2025 POSITION BREAKDOWNS

Quarterbacks (6)

2 Tyler Budge	r-Fr.	Matthews, N.C.
9 Weston Bryan	Fr.	Leesburg, Ga.
10 Charlie Johnston	Fr.	Moody, Ala.
12 JC French IV	r-Jr.	Roswell, Ga.
14 Turner Helton	r-Jr.	Palos Verdes Estates, Calif.
17 Trey Townsend	r-Fr.	Calhoun, Ga.

Running Backs (9)

6 David Mbadanga	Jr.	Atlanta, Ga.
16 Jamarian Samuel	r-Sr.	Ocala, Fla.
20 Terrance Gibbs	r-Jr.	Orlando, Fla.
22 OJ Arnold	Sr.	Quitman, Ga.
28 J'shawn Anderson	r-So.	Hartsville, S.C.
29 Bre'lan Mareus	Fr.	Fort Lauderdale, Fla.
33 Bryce Baker	r-Fr.	Savannah, Ga.
35 Taeo Todd	r-Fr.	West Point, Ga.
37 Foster Orris	Fr.	Cumming, Ga.

Inside Receivers (8)

1 Dalen Cobb	Sr.	Washington, Ga.
15 Taylor Bradshaw	r-So.	Jacksonville, Fla.
19 Josh Dallas	r-Jr.	Sharpsburg, Ga.
24 Peyton Plott	Fr.	Auburn, Ala.
26 Antavious Murphy	r-Fr.	Bainbridge, Ga.
38 Kevin Douglas	r-So.	Augusta, Ga.
40 Brandon Paul	Fr.	Orlando, Fla.
81 Jeremiah Ware	Fr.	Gainesville, Ga.

Outside Receivers (7)

4 Camden Brown	Sr.	Monroe, La.
5 Marcus Sanders Jr.	Sr.	Montezuma, Ga.
11 Brian Green Jr.	r-So.	Jacksonville, Fla.
13 Dylan Gary	r-Jr.	Suwanee, Ga.
18 KD Dorsey	r-So.	Hephzibah, Ga.
80 Jordan Woolen	r-Fr.	Calera, Ala.
88 Carmelo Mays	r-Fr.	Macon, Ga.

Tight Ends (8)

7 Ahmon Green	r-Sr.	Columbia, S.C.
27 Ethan Dirrim	6th	Canton, Ga.
48 Aubrey Heath	r-Fr.	Savannah, Ga.
82 Jackson Long	r-Jr.	Hendersonville, Tenn.
83 Elija Walton	r-So.	Ocala, Fla.
84 JP Mikhael	r-So.	Niceville, Fla.
86 Henry Gregory	Fr.	Birmingham, Ala.
87 River Helms	r-Sr.	Lester, Ala.

Offensive Line (19)

50 Jaylen Slaughter	r-Fr.	Atlanta, Ga.
51 Matthew Williams	r-So.	Appling, Ga.
53 Ty Furnish	r-Sr.	Woodstock, Ga.
54 Chance Carroll	6th	Mooreville, N.C.
55 Ethan Williams	r-So.	Palatka, Fla.
56 Bryce Miller	r-So.	Alamo, Ga.
57 Chandler Strong	r-Jr.	Warner Robins, Ga.
59 Brandon Stoner	Fr.	Louisville, Ky.
63 Colin Alexander	r-Fr.	Stockbridge, Ga.
66 Johnnie Brown III	r-Jr.	Lilburn, Ga.
67 Joshua Ford	Fr.	Guyton, Ga.
68 Jace Molden	Fr.	Albany, Ga.
70 Jalen Burgess	r-Fr.	Valdosta, Ga.
71 Robert Wright Jr.	r-So.	Atlanta, Ga.
73 Zach Pearson	r-Fr.	Pembroke, Ga.
74 Pichon Wimbley	Sr.	Moreland, Ga.
75 Kingtriton Samuela	r-Fr.	Waipahu, Hawaii
77 Ike Turner	Fr.	Atlanta, Ga.
78 Caleb Cook	r-Sr.	Brunswick, Ga.

Defensive Line (20)

7 Jacob Ferguson	6th	Troy, Mo.
18 MJ Stroud	r-Jr.	Covington, Ga.
27 Branden Palmer	r-So.	Charlotte, N.C.
34 JaMari Whitehead	r-So.	Jacksonville, Fla.
44 Nigel Eldridge Jr.	Fr.	Jacksonville, Fla.
48 Amari Wilson	Fr.	Moultrie, Ga.
50 Caleb Ellis	Fr.	Milton, Ga.
51 Kebba Secka	r-So.	Lithia Springs, Ga.
55 Korey Jordan	r-Fr.	Douglasville, Ga.
57 Latrell Bullard	Sr.	Smyrna, Ga.
90 Da'Shawn Davis	r-Jr.	Charlotte, N.C.
91 Davion Rhodes	r-Sr.	Camilla, Ga.
92 Marcus Downs	r-Fr.	Greenville, S.C.
93 Caleb Moore	So.	Hattiesburg, Miss.
94 Elijah Fears	Fr.	Atlantic City, N.J.
95 Jakwon McGinney	Jr.	Mobile, Ala.
96 Jeremiah Ticket	Fr.	Anaktuvuk Pass, Alaska
97 Eli Anders	r-Fr.	Cornelius, N.C.
98 Uche Iloh	r-Fr.	Mount Arlington, N.J.
99 Devan Lowe	Jr.	Kansas City, Mo.

Linebackers (10)

1 Brandon Tyson	r-Jr.	Whiteville, N.C.
2 Brendan Harrington	7th	Moncure, N.C.
10 Jacob Hammonds	r-Jr.	Griffin, Ga.
21 Holden Trice	r-So.	Kennesaw, Ga.
30 CJ Allen Jr.	r-Fr.	Jacksonville, Fla.
35 Caleb Butler	Fr.	Brunswick, Ga.
41 Brandon Alford	r-So.	Forsyth, Ga.
42 Braxtin McLester	Fr.	Douglasville, Ga.
43 Ethan Johnson	Fr.	Decatur, Ga.
45 Colton Veltkamp	Fr.	Bowling Green, Ky.

Defensive Backs (21)

5 Ayden Jackson	Jr.	Atlanta, Ga.
9 Justin Meyers	r-Sr.	Washington, Ga.
12 Tracy Hill Jr.	r-Jr.	Athens, Ga.
13 Ethan Pouncey	6th	Winter Park, Fla.
14 Prince Green III	r-Sr.	Griffin, Ga.
16 AJ Brown Sr.	r-So.	Cordele, Ga.
19 Akeondre Chaney	Fr.	Thomaston, Ga.
20 Jaquari Brown	r-Fr.	Warner Robins, Ga.
22 Elijah Ffrench	Fr.	Tucker, Ga.
23 Dorrian Smith	r-Sr.	Fort Valley, Ga.
24 Phillip Gladney	r-Fr.	Kennesaw, Ga.
26 Chris Crouch	r-Sr.	Naples, Fla.
28 Elijah McDowell	r-Fr.	Decatur, Ga.
29 Devin Collier	r-Fr.	Albany, Ga.
31 Chance Gamble	r-Sr.	Fitzgerald, Ga.
32 Jaylen Bentley	r-Fr.	Valdosta, Ga.
36 Jadaan Cooper	r-Fr.	Winder, Ga.
38 Jeremiah Holmes	r-Jr.	Baxley, Ga.
39 Temirez Williams Jr.	r-Fr.	Albany, Ga.
47 Carlo Thompson	r-Jr.	Richmond, Va.
49 Amar Jenkins	r-Jr.	St. Helena Island, S.C.

Punters/Kickers (5)

25 Alex Smith	Jr.	Melbourne, Victoria, Australia
91 Evan Scruggs	r-Fr.	Orlando, Fla.
95 Tripp Bryant	Fr.	Lexington, S.C.
98 TJ Hartley III	r-So.	Fayetteville, Ga.
99 Donal Dempsey	Fr.	Dunboyne, Ireland

Long Snappers (3)

46 Gavin Kurpis	Fr.	Warner Robins, Ga.
89 Jackson Wheeler	6th	Bainbridge, Ga.
93 Gaines Wood	r-So.	Atlanta, Ga.

The Breakdown

Offense: 57
Defense: 51
Special Teams: 8

Total: 116

**AUDIO
PRONUNCIATION
GUIDE**





INDIVIDUAL CAREER & SEASON GAME HIGHS

#22 • OJ Arnold (RB)

RUSHING

	CAREER	GS	2025
Att.	16 twice last: JaxSt, 2025	16 JaxSt, 2025	same
Yds.	128 JaxSt, 2025	same	same
TDs	2 twice last: JaxSt, 2025	2 JaxSt, 2025	same
Long	41 JaxSt, 2025	same	same
100-Yard Games	2		
Total TDs	12		

RECEIVING

	CAREER	GS	2025
Rec.	6 USA, 2024	same	1 3 times
Yds.	51 AppSt, 2023	same	12 Maine
TDs	1 three times last: ODU, 2024	same	-
Long	44 AppSt, 2023	same	12 Maine

PASSING

	CAREER	GS	2025
Att.	1 six times last: Miss, 2024	same	1 Maine
Comp.	1 three times last: Miss, 2024	same	1 Maine
Yds.	32 La, 2022	32 La, 2022	12 Maine
TDs	1 four times last: Maine, 2025	same	1 Maine
INTs	-	-	-
Long	32 La, 2022	same	12 Maine

#15 • Taylor Bradshaw (WR)

RECEIVING

	CAREER	GS	2025
Rec.	2 two times last: JMU, 2025	same	same
Yds.	31 Miss, 2024	same	14 JaxSt
TDs	1 JMU, 2025	same	same
Long	31 Miss, 2024	same	14 JaxSt

#4 • Camden Brown (WR)

RECEIVING

	CAREER	GS	2025
Rec.	12 SoMiss, 2025	same	same
Yds.	158 SoMiss, 2025	same	same
TDs	2 USC, 2025	same	same
Long	49 Ark, 2022*	44 Maine, 2025	same
100-Yard Games	3		

* - some or all at Auburn

#9 • Weston Bryan (QB)

PASSING

	CAREER	GS	2025
Att.	1 two times last: Maine, 2025	same	same
Comp.	1 USC, 2025	same	same
Yds.	32 USC, 2025	same	same
TDs	1 USC, 2025	same	same
INTs	-	-	-
Long	32 USC, 2025	same	same

RUSHING

	CAREER	GS	2025
Att.	4 Maine, 2025	same	same
Yds.	19 Maine, 2025	same	same
TDs	1 Maine, 2025	same	same
Long	7 Maine, 2025	same	same

#1 • Dalen Cobb (LB)

RECEIVING

	CAREER	GS	2025
Rec.	7 three times last: ODU, 2024	7 three times	6 twice
Yds.	109 Ohio, 2023	same	59 USC
TDs	1 nine times last: Maine, 2025	same	1 3 times
Long	76 ULM, 2023	same	25 Maine
100-Yard Games	2		

RUSHING

	CAREER	GS	2025
Att.	3 two times last: JMU, 2025	same	same
Yds.	30 Boise, 2024	same	13 JMU
TDs	1 Maine, 2025	same	same
Long	24 Boise, 2024	same	12 JaxSt

PASSING

	CAREER	GS	2025
Att.	1 seven times last: Maine, 2025	same	same
Comp.	1 two times last: Maine, 2025	same	same
Yds.	44 Maine, 2025	same	same
Long	44 Maine, 2025	same	same

#19 • Josh Dallas (WR)

RECEIVING

	CAREER	GS	2025
Rec.	9 GAST, 2024	same	5 FS
Yds.	96 USA, 2024	same	48 FS
TDs	2 USA, 2024	same	-
Long	59 ODU, 2024	same	17 FS
Total TDs	6		

RUSHING

	CAREER	GS	2025
Att.	2 two times last: FS, 2025	same	2 FS
Yds.	18 Troy, 2024	same	5 FS
TDs	1 Troy, 2024	same	-
Long	14 Troy, 2024	same	5 FS

#18 • KD Dorsey (WR)

RECEIVING

	CAREER	GS	2024
Rec.	2 two times	same	-
Yds.	16 Wisc, 2023	same	-
TDs	-	-	-
Long	10 Wisc, 2023	same	-

#12 • JC French IV (QB)

PASSING

	CAREER	GS	2025
Att.	50 Boise, 2024	same	43 SoMiss
Comp.	28 Boise, 2024	same	24 SoMiss
Yds.	320 Boise, 2024	same	313 SoMiss
TDs	3 JMU, 2024	same	2 2 times
INTs	4 SHSU, 2024	same	3 SoMiss
Long	59 ODU, 2024	same	39 SoMiss
Total TDs	27		

RUSHING

	CAREER	GS	2025
Att.	16 two times last: SHSU, 2024	same	13 2 times
Yds.	52 AppSt, 2024	same	42 Maine
TDs	2 SoMiss, 2025	same	same
Long	19 AppSt, 2024	same	11 Maine

TOTAL OFFENSE

Total Off.	361 Boise, 2024	same	-
------------	-----------------	------	---

#13 • Dylan Gary (WR)

RECEIVING

	CAREER	GS	2025
Rec.	12 UCA, 2024*	2 USC, 2025	same
Yds.	153 ACU, 2024*	16 JaxSt, 2025	same
TDs	3 UCA, 2024*	-	-
Long	94 Lincoln, 2024*	16 JaxSt, 2025	same

* - some or all at West Georgia

#20 • Terrance Gibbs (RB)

RUSHING

	CAREER	GS	2025
Att.	3 Wisc, 2023	same	1 USC
Yds.	12 TXST, 2023	same	3 USC
TDs	-	-	-
Long	12 TXST, 2023	same	3 USC

RECEIVING

Rec.	2 JaxSt, 2025	same	same
Yds.	17 USC, 2025	same	same
TDs	-	-	-
Long	17 USC, 2025	same	same

#7 • Ahmon Green (TE)

RECEIVING

	CAREER	GS	2025
Rec.	4 three times* last: ODU, 2023	3 USC, 2025	same
Yds.	48 ODU, 2023*	37 Maine, 2025	same
TDs	2 two times* last: ODU, 2023	-	-
Long	29 ODU, 2023*	29 Maine, 2025	same
Total TDs	4		

* - some or all at Georgia State

#14 • Turner Helton (QB)

PASSING

	CAREER	GS	2025
Att.	5 HCU, 2023*	4 USC, 2025	same
Comp.	9 USC, 2025	same	same
Yds.	65 HCU, 2023*	24 USC, 2025	same
TDs	1 HCU, 2023*	-	-
INTs	1 ODU, 2023*	-	-
Long	26 HCU, 2023*	11 USC, 2025	same
Total TDs	1		

RUSHING

	CAREER	GS	2025
Att.	2 FIU, 2023*	1 USC, 2025	same
Yds.	3 USC, 2025	same	same
Long	5 FIU, 2023*	3 USC, 2025	same

TOTAL OFFENSE

Total Off.	65 HCU, 2023*	-	-
------------	---------------	---	---

* - some or all at Western Kentucky

#6 • David Mbadinga (RB)

RUSHING

	CAREER	GS	2025
Att.	10 CCU, 2024	same	8 2 times
Yds.	44 Ohio, 2023	same	36 Maine
TDs	1 five times last: USA, 2024	same	-
Long	29 JMU, 2024	same	10 2 times

RECEIVING

	CAREER	GS	2025
Rec.	4 Ohio, 2023	same	1 4 times
Yds.	20 Ohio, 2023	same	9 Maine
Long	13 CCU, 2024	same	9 Maine

#88 • Carmelo Mays (WR)

RECEIVING

	CAREER	GS	2025
Rec.	1 USC, 2025	same	same
Yds.	5 USC, 2025	same	same
TDs	-	-	-
Long	5 USC, 2025	same	same

#26 • Antavious Murphy (WR)

RECEIVING

	CAREER	GS	2025
Rec.	1 USC, 2025	same	same
Yds.	11 USC, 2025	same	same
TDs	-	-	-
Long	11 USC, 2025	same	same

#5 • Marcus Sanders Jr. (WR)

RECEIVING

	CAREER	GS	2025
Rec.	5 two times last: Maine, 2025	same	5 Maine
Yds.	70 USM, 2025	same	same
TDs	1 three times last: SoMiss, 2025	same	1 SoMiss
Long	43 SHSU, 2024	same	39 SoMiss



INDIVIDUAL CAREER & SEASON GAME HIGHS

#83 • Elijah Walton (TE)

RECEIVING

	CAREER	GS	2025
Rec.	1 two times last: JMU, 2024	same	-
Yds.	7 CCU, 2023	same	-
TDs	1 JMU, 2024	same	-
Long	7 CCU, 2023	same	-

DEFENSE

#20 • Jaquari Brown (DB)

	CAREER	GS	2025
Tackles	6 JaxSt, 2025	same	same
TFL	1.0 JaxSt, 2025	same	same
FF	1 SoMiss, 2025	same	same

#19 • Fabo Chaney (DB)

	CAREER	GS	2025
Tackles	3 JMU, 2025	same	same
TFL	1.0 JMU, 2025	same	same

#29 • Devin Collier (DB)

	CAREER	GS	2025
Tackles	5 JMU, 2025	same	same

#26 • Chris Crouch (DB)

	CAREER	GS	2025
Tackles	3 two times last: JMU, 2025	same	same

#7 • Jacob Ferguson (DL)

	CAREER	GS	2024
Tackles	7 So Miss, 2025	same	same
TFL	1.5 two times last: Troy, 2024	same	1.0 FS
Sacks	1.0 two times last: Troy, 2024	same	-
INT	1 AppSt, 2024	same	-
FR	1 CCU, 2024	same	-

#31 • Chance Gamble (DB)

	CAREER	GS	2025
Tackles	8 two times* last: AusPeay, 2022	7 three times last: Troy, 2024	5 SoMiss
TFL	1.0 three times* last: Troy, 2024	1.0 Troy, 2024	-
INT	3 UTM, 2022*	1 four times last: FS, 2025	1 FS
FF	1 two times* last: Boise, 2024	1 Boise, 2024	-
FR	2 JaxSt, 2022*	1 Nevada, 2024	-
Career INT	8*		
Career FR	3*		

* - some or all at Kennesaw State

#24 • Phillip Gladney (DB)

	CAREER	GS	2025
Tackles	4 Maine, 2025	same	same

#14 • Prince Green III (DB)

	CAREER	GS	2025
Tackles	6 USC, 2025	same	same
TFL	1.0 ODU, 2023	same	-
Sacks	1.0 ODU, 2023	same	-
FF	1 USC, 2025	same	same

#12 • Tracy Hill Jr. (DB)

	CAREER	GS	2025
Tackles	6 Troy, 2024	same	5 SoMiss
TFL	1.0 two times last: SoMiss, 2025	same	same
INT	1 two times last: AppSt, 2024	same	-
FF	1 SHSU, 2024	same	-

#2 • Brendan Harrington (LB)

	CAREER	GS	2025
Tackles	13 JMU, 2025	same	same
TFL	2.5 GS, 2021*	1.0 JMU, 2025	same
Sacks	1.5 ECU, 2021*	-	-
INT	1 four times last: GS, 2020*	-	-
FR	1 ODU, 2024*	-	-
FF	1 MU, 2021*	-	-

* - some or all at App State

#98 • Uche Iloh (DL)

	CAREER	GS	2025
Tackles	4 Maine, 2025	same	same
TFL	0.5 Maine., 2025		

#5 • Ayden Jackson (DB)

	CAREER	GS	2025
Tackles	8 two times last: JMU, 2025	same	same
TFL	1.5 USA, 2024	same	-
INT	1 JaxSt, 2025	same	same
FR	1 SHSU, 2024	same	-

#99 • Devan Lowe (DL)

	CAREER	GS	2025
Tackles	5 SoMiss, 2025	same	same

#9 • Justin Meyers (DB)

	CAREER	GS	2025
Tackles	10 USA, 2024	same	9 JMU
TFL	1.5 SHSU, 2024	same	-
Sacks	1.0 SHSU, 2024	same	-
FR	1 ULM, 2023	same	-
FF	1 USA, 2024	same	-

#93 • Caleb Moore (DL)

	CAREER	GS	2025
Tackles	4 FS, 2025	same	same
TFL	0.5 JaxSt, 2025	same	same
FR	1 USC, 2025	same	same

#91 • Davion Rhodes (DL)

	CAREER	GS	2025
Tackles	7 Ohio, 2023	same	5 2 times
TFL	2.0 CCU, 2024	same	1.0 twice
Sacks	1.0 four times last: SHSU, 2024	same	-
FF	1 CCU, 2024	same	-
FR	1 FS, 2025	same	same

#51 • Kebba Secka (DL)

	CAREER	GS	2025
Tackles	2 SHSU, 2024	same	1 2 times
TFL	0.5 two times last: Maine, 2025	same	0.5 Maine
Sacks	0.5 Maine, 2025	same	same

#23 • Dorrian Smith (DB)

	CAREER	GS	2025
Tackles	7 SoMiss, 2025	same	same
TFL	1.0 three times last: SoMiss, 2025	same	same
INT	1 CCU, 2024	same	-

#18 • MJ Stroud (DL)

	CAREER	GS	2025
Tackles	5 two times last: Maine, 2025	same	same
Sacks	2.5 Maine, 2025	same	same
TFL	3.5 Maine, 2025	same	same
FF	1 FS	same	same

#21 • Holden Trice (LB)

	CAREER	GS	2025
Tackles	3 Maine, 2025	same	same
TFL	1.0 JaxSt, 2025	same	same
Sacks	1.0 JaxSt, 2025	same	same

#1 • Brandon Tyson (LB)

	CAREER	GS	2025
Tackles	14 VU, 2023*	11 two times last: JaxSt, 2025	same
TFL	1.0 three times* last: USC, 2024	1.0 USC, 2025	same
Sacks	1.0 two times* last: WCU, 2024	-	-
INT	1 two times* last: FS, 2025	1 FS, 2025	1 FS
FR	1 two times* last: SoMiss, 2025	1 SoMiss, 2025	same
FF	1 two times* last: HU, 2023	-	-

* - some or all at Elon

KICKERS

#95 • Tripp Bryant (PK)

	CAREER	GS	2025
FGA	2 JaxSt, 2025	same	same
FGM	2 JaxSt, 2025	same	same
Long	43 JaxSt, 2025	same	same
PAT	6 Maine, 2025	same	same
Made	6 Maine, 2025	same	same

Game-Tying/Go-Ahead FG in 4Q or OT: 1-1

JaxSt: 43 yards with 11:19 re to make it 34-34

#25 • Alex Smith (P)

	CAREER	GS	2025
Punts	8 two times last: JMU, 2025	same	8 JMU
Long	63 SCSU, 2024	same	50 twice
I20	4 MU, 2024	same	2 twice
50+	2 MU, 2024	same	1 3 times
Avg. (2+)	50.7 SCSU, 2024	same	46.6 SoMiss
Rush Yards	18 CCU, 2023	same	-

RETURNERS

#1 • Dalen Cobb (KOR)

	CAREER	GS	2025
Ret.	4 two times last: SHSU, 2024	same	3 FS
Yds.	129 JaxSt, 2025	same	same
Long	95 JaxSt, 2025	same	same
Avg. (2+)	64.5 JaxSt, 2025	same	same
TD	1 JaxSt, 2025	same	same

#19 • Josh Dallas (PR)

	CAREER	GS	2025
Ret.	5 SHSU, 2024	same	1 USC
Yds.	59 SHSU, 2024	same	-
Long	31 SHSU, 2024	same	-
Avg. (2+)	11.8 SHSU, 2024	same	-

#24 • Peyton Plott (PR)

	CAREER	GS	2025
Ret.	2 Maine, 2025	same	same
Yds.	21 Maine 2025	same	same
Long	18 Maine, 2025	same	same
Avg. (2+)	10.5 Maine, 2025	same	same



C2P

12
QB**JC FRENCH IV**

6-1 | 200 | r-Jr. | Roswell, Ga. (Memphis)

	ATT	COMP	YDS	TD/INT
2025	185	109	1259	9/6
Career	611	391	42129	27/18

LAST GAME: Threw for a season-high 313 yards and two touchdowns against Southern Miss; ran for two scores as well.**NOTES:** A 2025 Team Captain ... Completed a school-record 65.6 percent of his passes (269-410) for 2,831 yards and 17 touchdowns against 11 interceptions in his first year as a starter ... Also ran 117 times for 239 yards and two scores ... A preseason second-team All-SBC selection by Phil Steele ... Has a touchdown pass in nine consecutive games ... Dropped over 8% body fat in the offseason.22
RB**OJ ARNOLD**

5-9 | 195 | Sr. | Quitman, Ga.

	ATT	YDS	AVG	TD
2025	63	365	5.8	3
Career	246	1,349	5.5	12

LAST GAME: Ran for 56 yards against Southern Miss.**NOTES:** Carried the ball 63 times for 316 yards and four scores in 2024 ... Also had 24 catches for 145 yards and two touchdowns ... Completed his lone pass attempt for a touchdown ... Has 12 career rushing scores, three career receiving scores and four career passing touchdowns (one each season) ... Has over 1,000 career rushing yards ... A preseason second-team All-SBC selection by Phil Steele and Athlon.1
WR**DALEN COBB**

5-9 | 180 | Sr. | Washington, Ga.

	REC	YDS	AVG	TD
2025	27	258	9.6	2
Career	127	1,531	12.1	8

LAST GAME: Caught four passes for 40 yards against Southern Miss.**NOTES:** Is one of four Georgia Southern players in program history with 100 or more receptions ... Is fifth all-time at GS with 1,531 career receiving yards ... Is tied for third at GS with 127 career receptions ... Has caught a pass in 24 consecutive games ... Was second on the team with 52 catches for 599 yards and four touchdowns in 2024 ... Also had eight rushes for 25 yards ... Averaged 19.5 yards on four kickoff returns ... A preseason first-team All-SBC selection by Athlon ... An avid dirt bike rider.4
WR**CAMDEN BROWN**

6-2 | 200 | Sr. | Monroe, La. (Auburn)

	REC	YDS	AVG	TD
2025	32	550	17.2	6
Career	58	819	14.1	9

LAST GAME: Tied the school record with 12 catches for a career-high 158 yards and a score against Southern Miss.**NOTES:** Transfer from Auburn who enrolled in January ... Has nine career touchdowns (three in three years at Auburn, six in six games at Georgia Southern) ... Has three career 100-yard games, coming against Maine, at James Madison and vs. Southern Miss this year in back-to-back-to-back games ... Only the second Eagle ever to catch a touchdown pass in four straight games (Teddy Craft; 5 straight; 2003).5
WR**MARCUS SANDERS JR.**

6-1 | 190 | Sr. | Montezuma, Ga.

	REC	YDS	AVG	TD
2025	18	237	13.2	1
Career	53	657	12.4	4

LAST GAME: Had four catches for a career-high 70 yards and a touchdown against Southern Miss.**NOTES:** Hauled in nine passes for 158 yards and a touchdown in 2024 ... Also had two rushes for 14 yards ... Has four career touchdowns.19
WR**JOSH DALLAS**

6-1 | 205 | r-Jr. | Sharpsburg, Ga.

	REC	YDS	AVG	TD
2025	8	68	8.5	0
Career	58	722	12.4	6

LAST GAME: Missed the Southern Miss game with an injury.**NOTES:** A 2025 Team Captain ... Caught a pass in all 13 games last year ... Caught 46 passes for 614 yards and a team-high six touchdowns ... Averaged 9.1 yards on eight punt returns with a long of 31 yards ... Has caught a pass in 15 consecutive games ... A preseason first-team All-SBC receiver selection and fourth-team punt returner by Phil Steele ... Got married this past May.7
TE**AHMON GREEN**

6-2 | 245 | 6th Year | Columbia, S.C. (Georgia State)

	REC	YDS	AVG	TD
2025	7	89	12.7	0
Career	35	321	9.2	4

LAST GAME: Caught two passes for 33 yards against Southern Miss.**NOTES:** Transfer from Georgia State who enrolled in January ... Splits time with River Helms as the starter ... Has started 26 games in his six-year career, 20 at Georgia State, six at Georgia Southern.66
LT**JOHNNIE BROWN III**

6-3 | 315 | r-Jr. | Lilburn, Ga. (Miami)

	GS	O-SNAPS	RUSH/G	PASS/G
2025	6	367	126.7	228.7
Career	6	402		

LAST GAME: Played 79 offensive snaps against Southern Miss.**NOTES:** Has started the first two games at right tackle this season ... Made the move to left tackle with the injury to Caelan Williams ... Earned a scholarship in the offseason ... A transfer from the University of Miami.74
LG**PICHON WIMBLEY**

6-2 | 305 | Sr. | Newnan, Ga.

	GS	O-SNAPS	RUSH/G	PASS/G
2025	6	379	126.7	228.7
Career	45	3,084		

LAST GAME: Played 74 offensive snaps against Southern Miss.**NOTES:** Has started 45 straight games ... Started all 13 games in 2024 ... Saw action on a team-high 969 plays (team-high 931 offense, 38 special teams) ... A third-team All-Sun Belt selection ... A third-team All-Sun Belt selection by Phil Steele ... Also named honorable mention all-conference by College Football Network ... A College Sports Communicators Academic All-District selection ... A preseason first-team All-SBC selection by the league and Phil Steele ... Has graduated from Georgia Southern.57
C**CHANDLER STRONG**

6-1 | 270 | r-Jr. | Warner Robins, Ga.

	GS	O-SNAPS	RUSH/G	PASS/G
2025	6	298	126.7	228.7
Career	25	1,751		

LAST GAME: Played 71 offensive snaps against Southern Miss.**NOTES:** Played in nine games, starting six, 2024 ... Saw action on 441 offensive plays while battling a shoulder injury for much of the season ... Split time with Chance Carroll at the position ... A preseason third-team All-SBC selection by Athlon.78
RG**CALEB COOK**

6-3 | 320 | r-Sr. | Brunswick, Ga.

	GS	O-SNAPS	RUSH/G	PASS/G
2025	6	373	126.7	228.7
Career	18	1,246		

LAST GAME: Played 79 offensive snaps against Southern Miss.**NOTES:** A 2025 Team Captain ... Played in all 13 games, starting 12, in 2024 ... Saw action on 858 plays (807 offense, 51 special teams) ... Didn't allow a sack according to PFF ... Named third-team All-Sun Belt Conference ... A CSC Academic All-District selection ... A preseason first-team All-SBC selection in 2025 ... A double major in multimedia journalism and communications ... Takes photos at spring sporting events for the Athletics Creative Services department.71
RT**ROBERT WRIGHT JR.**

6-4 | 295 | r-So. | Atlanta, Ga.

	GS	O-SNAPS	RUSH/G	PASS/G
2025	4	275	126.7	228.7
Career	4	360		

LAST GAME: Played 74 offensive snaps against Southern Miss.**NOTES:** Did not see any game action ... Played in three games in 2023 and redshirted ... Was on the field for 85 offensive snaps ... Suffered a broken arm in practice leading up to the Ball State game and missed the rest of the season ... A preseason second-team All-SBC selection by Phil Steele.95
K**TRIPP BRYANT**

5-9 | 175 | Fr. | Lexington, S.C.

	FG	LONG	PAT	PTS
2025	4-5	43	21-21	33
Career	4-5	43	21-21	33

LAST GAME: Made all five PATs against Southern Miss.**NOTES:** The first true freshman to start the opener for the Eagles at PK since Britton Williams in 2021 (Williams went 3-for-3 in that opener against Gardner-Webb, including a 49-yarder) ... A five-star kicker as rated by Kohl's Kicking ... Named all-state in South Carolina as a senior ... Had 63 of 69 kickoffs go for touchbacks and made 10 of 14 field goals with a long of 47 yards as a senior ... Scored 115 career points at River Bluff.

91
DE**DAVION RHODES**

6-2 | 235 | r-Sr. | Camilla, Ga.

	TKLS	TFL	SACK	PBU
2025	17	2.0	0.0	0
Career	80	13.0	4.0	2

LAST GAME: Had five tackles against Southern Miss.**NOTES:** Played in all 13 games, starting seven, in 2024 ... Saw action on 401 plays (354 defense, 47 special teams) ... Had 23 tackles, including six for loss and three sacks, to go along with a quarterback hurry and forced fumble ... Nicknamed "Chewy" for his affinity of Gatorade Energy Chews.57
DT**LATRELL BULLARD**

6-1 | 350 | Sr. | Smyrna, Ga.

	TKLS	TFL	SACK	PBU
2025	3	0.0	0.0	0
Career	88	11.5	0.5	5

LAST GAME: Missed the Southern Miss game with an injury.**NOTES:** Played in all 13 games, starting 11, in 2024 ... Saw action on 539 plays (503 defense, 36 special teams) ... Had 35 tackles, including 4.5 for loss and half a sack, on the season ... Also had two pass breakups and a fumble recovery ... A preseason first-team All-Sun Belt selection, as well as a second-team All-SBC selection by Phil Steele and Athlon.93
DT**CALEB MOORE**

6-2 | 285 | So. | Hattiesburg, Miss. (Southern Miss)

	TKLS	TFL	SACK	PBU
2025	9	0.5	0.0	0
Career	9	0.5	0.0	0

LAST GAME: Played 56 snaps against Southern Miss.**NOTES:** A transfer from Southern Miss who played in one game last year for the Golden Eagles.7
DE**JACOB FERGUSON**

6-3 | 240 | 6th Year | Troy, Mo. (UNI/Iowa Western CC)

	TKLS	TFL	SACK	PBU
2025	27	2.0	0.0	1
Career	57	8.0	2.0	2

LAST GAME: Had a career-high seven tackles against Southern Miss.**NOTES:** Played in 11 games, starting three, 2024 ... Saw action on 333 plays (284 defense, 49 special teams) ... Tallied 19 tackles, including 3.5 for loss and a sack, to go along with an interception, two quarterback hurries and a fumble recovery ... Granted a sixth year of eligibility by the NCAA due to his time at a JUCO school ... Has graduated from Georgia Southern.1
LB**BRANDON TYSON**

6-1 | 220 | r-Jr. | Whiteville, N.C. (Elon)

	TKLS	TFL	SACK	INT
2025	46	1.0	0.0	1
Career	144	13.0	2.5	2

LAST GAME: Tallied seven tackles and recovered a fumble against Southern Miss.**NOTES:** Transfer from Elon who enrolled in January ... A preseason fourth-team All-SBC selection by Phil Steele ... Has two career interceptions (one at Elon, one at Georgia Southern).2
LB**BRENDAN HARRINGTON**

6-0 | 235 | 7th Year | Moncure, N.C. (App State)

	TKLS	TFL	SACK	INT
2025	46	1.0	0.0	0
Career	213	16.0	4.0	4

LAST GAME: Had 12 tackles against Southern Miss.**NOTES:** A 2025 Team Captain ... Transfer from App State who enrolled in January ... Was a two-time team captain at App State, as well ... A preseason first-team All-Sun Belt selection as voted by the coaches and media ... A second-team All-SBC selection by Phil Steele and a third-team selection by Athlon.5
DB**AYDEN JACKSON**

5-11 | 185 | Jr. | Atlanta, Ga.

	TKLS	TFL	INT	PBU
2025	32	1.0	1	2
Career	73	4.5	1	4

LAST GAME: Had six tackles against Southern Miss.**NOTES:** Played in 11 games, starting nine, in 2024 ... Saw action on 600 plays (560 defense, 40 special teams) ... Had 35 tackles, including 3.5 for loss, to go along with a fumble recovery, a pass breakup and a quarterback hurry ... A preseason fourth-team All-SBC selection by Athlon.12
DB**TRACY HILL JR.**

6-2 | 200 | r-Jr. | Athens, Ga. (Ga. Knights Prep Academy)

	TKLS	TFL	INT	PBU
2025	22	2.0	0	2
Career	66	2.0	2	6

LAST GAME: Had six tackles, including one for loss, and a pass breakup against Southern Miss.**NOTES:** Played in all 13 games, starting 10, in 2024 ... Saw action on 700 plays (590 defense, 110 special teams) ... Had 36 tackles on the season, along with two interceptions, three pass breakups, a forced fumble and a quarterback hurry ... A nominee for the Burlsworth Award, given to the nation's top walk-on, in 2024 ... A preseason second-team choice by the coaches and media, as well as a third-team All-SBC selection by Athlon in 2025.31
DB**CHANCE GAMBLE**

6-2 | 180 | r-Sr. | Fitzgerald, Ga. (Kennesaw State)

	TKLS	TFL	INT	PBU
2025	16	0.0	1	3
Career	133	3.5	8	17

LAST GAME: Had five tackles and a pass breakup against Southern Miss.**NOTES:** Played in and started 10 games in 2024 ... Saw action on 647 plays (582 defense, 65 special teams) ... Had 48 tackles, including 1.5 for loss, to go along with three interceptions (all in the fourth quarter), eight pass breakups, a forced fumble and a fumble recovery ... A second-team All-Sun Belt Conference selection in 2024 ... A unanimous preseason first-team All-SBC selection in 2025 ... A College Sports Communicators Academic All-District selection ... Thorpe Award Watch List.23
DB**DORRIAN SMITH**

5-10 | 185 | r-Sr. (Northeast Mississippi CC)

	TKLS	TFL	INT	PBU
2025	15	2.0	0	3
Career	41	2.0	1	5

LAST GAME: Had a seven tackles, including a pass breakup, against JMU.**NOTES:** Played in 11 games, starting three last season ... Had 26 tackles, and interception and a PBU in his first year with the Eagles after transferring from Northeast Mississippi CC ... An all-state selection twice while at Peach County High.9
DB**JUSTIN MEYERS**

5-10 | 215 | r-Sr. | Washington, Ga.

	TKLS	TFL	INT	PBU
2025	36	0.0	0	3
Career	124	4.0	0	5

LAST GAME: Had five tackles against Southern Miss.**NOTES:** Played in 10 games, starting seven, in 2024 ... Saw action on 540 plays (505 defense, 35 special teams) ... Finished third on the team with 61 tackles ... Included in that tally were 2.5 tackles for loss and a sack ... Also had a forced fumble, a quarterback hurry and a pass breakup.25
P**ALEX SMITH**

6-6 | 215 | Jr. | Melbourne, Victoria, Australia

	PUNTS	AVG	LONG	I-20
2025	32	42.4	50	9
Career	137	41.7	63	46

LAST GAME: Averaged 46.6 yards on five punts against Southern Miss.**NOTES:** A second-team All-Sun Belt selection by Phil Steele in 2024 ... Led the Sun Belt in net average at 41.6 per punt ... Averaged 42.7 yards on 58 punts with a long of 63 yards ... Had 29 punts fair caught and 19 downed inside the 20-yard line ... Had five punts of 50 yards or longer ... Became the first GS punter on record to not have any touchbacks in a season ... Went 81 punts over three seasons between touchbacks ... A unanimous preseason first-team All-SBC selection in 2025.1
KR**DALEN COBB**

5-9 | 190 | Sr. | Washington, Ga.

	RET	YDS	AVG	LONG
2025	8	239	29.9	95
Career	25	601	24.0	95

24
PR**PEYTON PLOTT**

5-7 | 160 | Fr. | Auburn, Ala.

	RET	YDS	AVG	LONG
2025	4	33	8.3	18
Career	4	33	8.3	18



THE LAST TIME IT HAPPENED ...

TEAM	GEORGIA SOUTHERN	OPPONENT
Scored 30-39 Points	10-9-25, vs. Southern Miss (35)	10-9-25, vs. Southern Miss (38)
Scored 40-49 Points	9-20-25, vs. Maine (45)	8-30-25, Fresno State (42)
Scored 50-59 Points	11-26-22, App State (51)	9-6-25, USC (59)
Scored 60-69 Points	10-25-14, at Georgia State (69)	11-7-96, Florida (62)
Scored 70-79 Points	8-31-13, Savannah State (77)	Never
Scored 80+ Points	9-6-14, Savannah State (83)	Never
Scored a Safety	10-12-24, vs. Marshall	10-2-21, Arkansas State
Recorded Multiple Safeties	11-27-10, South Carolina St. (2)	Never
Recorded a Shutout	9-2-23, The Citadel (34-0)	9-5-15, West Virginia (0-44)
Recorded a First Half Shutout	10-19-24, James Madison (21-0; GS won 28-14)	12-16-2023, Ohio (0-20; GS lost 21-41)
Rushed for 400+ Yards	10-2-21, Arkansas State State (503)	11-4-00, Furman (404)
Rushed for 300-399 Yards	9-4-21, Gardner-Webb (365)	9-27-25, James Madison (331)
Rushed for 1-50 Yards	9-27-25, at James Madison (27)	9-28-24, Georgia State (29)
Rushed for 0 yards or less	Never [lowest is 11 vs. SDSU, 2009]	11-19-09, Western Carolina (-12)
Passed for 400+ Yards	10-15-22, James Madison (578)	9-6-25, USC (446)
Passed for 300-399 Yards	10-9-24, vs. Southern Miss (313)	10-24-24, Old Dominion (304)
Passed for 1-50 Yards	10-3-20, at ULM (29)	9-2-23, The Citadel (14)
Passed for 0 or less yards	11-23-13, Florida (0) [has happened nine times]	9-11-93, The Citadel (0)
Gained Over 600 Yards Total Offense	9-10-22, Nebraska (642)	9-6-25, USC (755)
Gained 500-599 Yards Total Offense	9-20-25, vs. Maine (516)	8-30-25, Fresno State (527)
Gained Less Than 100 Yards Total Offense	8-31-19, at LSU (98)	10-2-99, VMI (90)
Recorded 25 or More First Downs	9-20-25, vs. Maine (28)	10-9-25, Southern Miss (25)
Did not convert a third down	9-2-17, at Auburn (0-15)	10-3-19, South Alabama (0-10)
Did not punt in the game	9-6-14, Savannah State	8-30-25, Fresno State
Punted 10 times or more in the game	9-2-17, at Auburn (11)	10-19-24, James Madison (10)
Was Penalized 100+ Yards	10-9-25, vs. Southern Miss (12-104)	9-21-24, Ole Miss (11-135)
Was not penalized in the game	10-26-19, New Mexico State	11-18-18, Coastal Carolina
Defense Intercepted Three Passes	11-23-24, at Coastal Carolina	10-9-25, Southern Miss
Defense Intercepted Four or More Passes	9-30-23, vs. Coastal Carolina	12-19-24, Sam Houston (4)
Recorded over 40 minutes of possession	11-14-20, Texas State (41:19)	11-14-92, Troy State (43:22)
Blocked multiple extra points	11-5-11, The Citadel (2)	Never
Scored TDs on Offense, Defense and Special Teams	11-16-19, ULM (INT, kickoff return TD)	9-24-16, Western Mich. (INT return, kickoff return TD)
Attempted an onside kick	10-9-25, vs. Southern Miss	9-9-23, UAB
Successfully recovered an onside kick	9-21-24, at Ole Miss Gavin Stewart (k), Joshua Thompson (r)	11-8-14, Texas State Will Johnson (k), Will Johnson (r)
Overcame Deficit of 10+ points in 4Q to Win	11-2-24, at South Alabama (GS trailed 30-14 in 4th, won 34-30)	10-1-22, Coastal Carolina (GS led 24-14 in 4th, lost 30-34)
Overcame Halftime Deficit to Win	10-12-24, vs. Marshall (GS trailed 16-3 at Half, won 24-23)	8-30-25, Fresno State (GS led 40-13 at Half, lost 42-14)
Trailed After Three Quarters, Rallied to Win	9-13-25, vs. Jax State (GS trailed 34-31 at end of 3rd, won 41-34)	11-16-24, Troy (GS led 17-14 at end of 3rd, lost 28-20)
Won Game on Final Offensive Play (OT included)	11-26-22, App State (K. Vantrease to E. Archie, 25-yd pass in 2OT to win 51-48)	11-18-23, Old Dominion (Ethan Sanchez 22-yard FG to win 20-17)
Scored To Win on Final Offensive Play Of Regulation	12-15-18, vs. Eastern Michigan (Tyler Bass 40-yard FG to win 23-21)	11-18-23, Old Dominion (Ethan Sanchez 22-yard FG to win 20-17)
Won Game on Final Defensive Play	11-2-24, at South Alabama (34-30) (USA punt return unsuccessful)	10-30-21, Georgia State (21-14) (GS stopped on final play of game at 30-yard line)



THE LAST TIME IT HAPPENED ...

INDIVIDUAL	GEORGIA SOUTHERN	OPPONENT
75+ Yard Run	Gerald Green (76), 9-25-21, vs. Louisiana	Ashton Jeanty (75t), 8-31-24, Boise State (also had 77)
100-199 Yards Rushing, Game	OJ Arnold (128), 9-13-25, vs. Jax State	Jeffrey Pittman (140), 10-9-25, Southern Miss
200+ Yards Rushing, Game	Logan Wright (214), 10-2-21, vs. Arkansas State	Ashton Jeanty (267), 8-31-24, Boise State
300+ Yards Rushing, Game	Jerick McKinnon (316), 12-1-12, vs. Central Arkansas	Louis Ivory (301), 11-4-00, Furman
Three Rushing TDs, Game	Jalen White (3), 11-30-24, vs. App State	Rayshon Luke, 8-30-25, Fresno State
Four Or More Rushing TDs, Game	Favian Upshaw (4), 12-23-15, vs. Bowling Green	Ashton Jeanty (6), 8-31-24, Boise State
80+ Yard Pass Completion	Jayson Foster (81), 9-8-07, vs. West Georgia	K.J. Jefferson (91), 9-18-21, Arkansas
300-399 Yards Passing, Game	JC French (313), 10-9-24, vs. Southern Miss	Colton Joseph (304), 10-24-24, Old Dominion
400+ Yards Passing, Game	Kyle Vantrease (578), 10-15-22, vs. James Madison	Jayden Maiava (412), 9-6-25, USC
20 Pass Completions, Game	JC French (23), 10-9-24, vs. Southern Miss	EJ Warner (20), 8-30-25, Fresno State
Four TD Passes, Game	Davis Brin, 9-23-23, at Ball State	Jayden Maiava, 9-6-25, USC
Five+ TD Passes, Game	Never	Joe Burrow, 8-31-19, LSU
300-399 Yards Total Offense, Game	JC French (311), 10-9-24, vs. Southern Miss	Joey Aguilar (304), 11-30-24, App State
400+ Yards Total Offense, Game	Kyle Vantrease (402), 11-26-22, vs. App State	Jayden Maiava (417), 9-6-25, USC
10 Receptions, Game	Camden Brown (12), 10-9-25, vs. Southern Miss	Devonte Ross (10), 11-16-24, Troy
100-149 Receiving Yards, Game	Camden Brown (111), 9-27-25, at James Madison	Jamaal Pritchett (107), 11-2-24, South Alabama
150+ Receiving Yards, Game	Camden Brown (158), 10-9-25, vs. Southern Miss	Makai Lemon (158), 9-6-25, USC
Three Or More Receiving TDs, Game	Corey Joyner (3), 12-12-98, vs. Western Illinois	Tyler Johnson (3), 9-14-19, Minnesota
Same Player Lead Team in Pass/Rush/Receiving	Shai Werts, 12-2-17, at Coastal Carolina	Never
Quarterback Caught Touchdown Pass	Lee Chapple (10 pass from Mitch Williford), 11/14/09, vs. Furman	Grant Wilson (30 pass from Ahmarian Granger), 11/18/23, ODU
50+ Yard Field Goal	Gavin Stewart (53), 9-28-24, at Georgia State	Derek McCormick (50), 10-21-23, ULM
Made Three+ Field Goals, Game	Gavin Stewart (4-5), 11-23-24, at Coastal Carolina	Rece Verhoff (3-3), 10-12-24, Marshall
70+ Yard Punt	Anthony Beck II (74), 8-31-19, at LSU	Dyson Roberts (72), 9-14-24, South Carolina State
Returned Kickoff for TD	Dalen Cobb (95), 9-13-25, vs. Jax State	Curtis Harris-Lopez (88), 9-27-25, James Madison
Returned Punt for TD	Tyrell Davis (20), 11-13-21, at Texas State	J-Shun Harris (70), 9-23-17, Indiana
Returned/Recovered Blocked Punt for TD	Joshua Thompson (B & TD), 10-15-22, vs. James Madison	Kenny Haynes (B & TD), 11-13-21, Texas State
Returned Interception for TD	Tracy Hill Jr. (60), 9-14-24, vs. South Carolina State	Devin Vaught (76), 9-20-25, Maine
Returned Fumble for TD	Derrick Canteen (22), 11-21-20, at Army	Chandon Sullivan (28), 11-4-17, Georgia State
Defense Recovered Fumble in End Zone for TD	Nico Hickey, 10-22-11, vs. Presbyterian	Andre Mason, 12-4-93, Youngstown State
Blocked a Punt	Branden Palmer, 10-21-23, vs. ULM	Markus Knight, 11-18-23, Old Dominion
Blocked a Field Goal	Isaac Walker, 10-26-23, vs. Georgia State	Michael Batton, 10-21-23, ULM
Blocked an Extra Point	Elhadj Fall, 10-24-24, at Old Dominion	Justin Abraham, 10-8-22, Georgia State
Returned Blocked FG for TD	Monquavion Brinson (77), 9-14-19, at Minnesota	Dre Kirkpatrick (55), 11-19-11, Alabama
Returned a Missed FG	Darreion Robinson (59), 11-17-12, at Georgia	Never
PAT Returned for Two Points	Matt Dobson, 12-23-15, vs. Bowling Green	Otha Peters, 11-10-16, Louisiana

POINT SCORING HIGHS AND LOWS UNDER HELTON

MOST POINTS SCORED IN	GS	OPPONENT
1ST QUARTER	21, vs. South Alabama (2022).....	21, USC (2025)
2ND QUARTER	24, vs. ULM (2023).....	24, Texas State (2023), App State (2023)
1ST HALF	31, vs. ULM (2023), Jax State (2025).....	31, Texas State (2023), USC (2025)
3RD QUARTER	17, vs. James Madison (2022), Coastal Carolina (2022).....	21, Wisconsin (2023), James Madison (2023)
4TH QUARTER	28, vs. Morgan State (2022).....	20, Coastal Carolina (2022), Boise State (2024)
2ND HALF	42, vs. Morgan State (2022).....	28, five times (last by USC, 2025)
GAME	59, vs. Morgan State (2022).....	59, USC (2025)
FEWEST POINTS SCORED IN	GS	OPPONENT
1ST QUARTER	0, 16 times (last at James Madison, 2025).....	0, 10 times (last by App State, 2024)
2ND QUARTER	0, four times (last vs. Southern Miss, 2025).....	0, eight times (last by Coastal Carolina, 2024)
1ST HALF	0, vs. Ohio (2023).....	0, three times (last by James Madison, 2024)
3RD QUARTER	0, 10 times (last vs. Jax State, 2025).....	0, five times (last by Sam Houston, 2024)
4TH QUARTER	0, eight times (last at James Madison, 2025).....	0, 13 times (last by James Madison, 2025)
2ND HALF	0, two times (last at Fresno State, 2025).....	0, two times (last by The Citadel, 2023)
GAME	10, vs. Marshall (2022).....	0, by The Citadel (2023)



POINT SCORING HIGHS AND LOWS

Most Points Scored In	GS	OPPONENT
1ST QUARTER	37, vs. Johnson C. Smith (2004)	28, UMass (2017)
1ST QUARTER COMBINED	42, vs. Florida A&M (1997) - GS 35, FAMU 7 (NCAA I-AA Playoffs First Round)	
2ND QUARTER	31, vs. Bethune-Cookman (1986)	28, North Carolina (2009)
	31, vs. Presbyterian (2011)	28, Western Michigan (2016)
		28, Ole Miss (2016)
2ND QUARTER COMBINED	38 vs. Bethune-Cookman (1986) - GS 31 points, BCC 7 points	
	38 vs. Western Michigan (2016) - GS 28 points, WMU 10 points	
1ST HALF	58, vs. Johnson C. Smith (2004)	48, UMass (2017)
1ST HALF COMBINED	65, vs. UMass (2017) - UMass 48, GS 17	
3RD QUARTER	28, vs. Northern Arizona (1999)	28, Furman (2000)
		28, Georgia (2004)
3RD QUARTER COMBINED	36, vs. Northern Arizona (1999) - GS 28 points, NAU 8 points	
FIRST THREE QUARTERS	70, vs. Johnson C. Smith (2004)	55, Florida (1996)
FIRST THREE QUARTERS COMBINED	80, vs. Northern Arizona (1999) - GS 58, NAU 22 (NCAA I-AA Playoffs First Round)	
	80, vs. Morehead State (2005) - GS 63, MSU 17	
4TH QUARTER	28, vs. Western Carolina (2008)	27, Texas State (2005)
	28, vs. Old Dominion (2012)	
	28, vs. Savannah State (2013) *	
	28, Morgan State (2022)	
4TH QUARTER COMBINED	36, vs. Troy (2019) - Troy 22 points, GS 14 points	
2ND HALF	49, vs. Savannah State (2013) *	40, Texas State (2005)
2ND HALF COMBINED	62, vs. South Dakota State (2005) - GS 34 points, SDSU 28 points	
REGULATION †	84, vs. Johnson C. Smith (2004)	62, Florida (1996)
REGULATION COMBINED †	103, vs. Old Dominion (2011) - GS 55, ODU 48	
OVERTIME	20, The Citadel (2008, 3OT)	17, The Citadel (2008, 3OT)
	20, Coastal Carolina (2019, 3OT)	17, Coastal Carolina (2019, 3OT)
OVERTIME COMBINED	37, vs. The Citadel (2008) - both teams score TDs in first two OTs; GS scores TD after Cit FG in 3rd OT	
	37, vs. Coastal Carolina (2019) - both teams score TDs in first two OTs; GS scores TD after CCU FG in 3rd OT	
Fewest Points Scored In	GS	OPPONENT
1ST QUARTER	0, Multiple Times (last at James Madison, 2025)	0, Multiple Times (last by App State, 2024)
1ST QUARTER COMBINED	0 vs. Old Dominion (2023) - GS 0, ODU 0	
2ND QUARTER	0, Multiple Times (last vs. Southern Miss, 2025)	0, Multiple Times (last by Coastal Carolina, 2024)
2ND QUARTER COMBINED	0, Multiple Times (last vs. App State, 2021)	
1ST HALF	0, Multiple Times (last vs. Ohio, 2023)	0, Multiple Times (last by JMU, 2024)
1ST HALF COMBINED	0, vs. Furman (1992)	
	0, vs. Jacksonville State (1992)	
3RD QUARTER	0, Multiple Times (last vs. Jax State, 2025)	0, Multiple Times (last by Sam Houston, 2024)
3RD QUARTER COMBINED	0, Multiple Times (last vs. Coastal Carolina, 2020)	
FIRST THREE QUARTERS	0, Multiple Times (last vs. Coastal Carolina, 2021)	0, Multiple Times (last vs. Ball State, 2023)
FIRST THREE QUARTERS COMBINED	0, vs. Jacksonville State (1992)	
4TH QUARTER	0, Multiple Times (last at James Madison, 2025)	0, Multiple Times (last by James Madison, 2025)
4TH QUARTER COMBINED	0, Multiple Times (last at James Madison, 2025)	
2ND HALF	0, Multiple Times (last at Fresno State, 2025)	0, Multiple Times (last by The Citadel, 2023)
2ND HALF COMBINED	0, vs. Eastern Kentucky (1991)	
	0, vs. Savannah State (1992)	
	0, vs. Liberty (1995)	
	0, vs. The Citadel (2011)	
REGULATION †	0, Five Times (last vs. WVU, 2015)	0, Multiple Times (last vs. The Citadel, 2023)
	<i>Scoring Streak is Currently 132 Games</i>	
	<i>School Record is 242 Games (South Carolina State, 1996 to ULM, 2014)</i>	
REGULATION COMBINED †	10, vs. Jacksonville State (1992) - GS 10, JSU 0	
OVERTIME	0, Multiple Times (last vs. Georgia, 2015)	0, Multiple Times (last by South Alabama, 2019)
OVERTIME COMBINED	3, vs. Central Arkansas (2006) - UCA kicks field in first OT	
	3, vs. South Alabama (2019) - GS kicks field goal in second OT after scoreless first OT	

* - GS had to vacate these wins due to NCAA sanctions

† - the mark for regulation highs are not affected by games that went to overtime



LAST 10 SINGLE-GAME PERFORMANCES

10 OR MORE-TACKLE GAME

PLAYER	DATE	OPP.	TACKLES
Brendan Harrington	Oct. 9, 2025	Southern Miss	12
Brendan Harrington	Sept. 27, 2025	@ James Madison	13
Brandon Tyson	Sept. 13, 2025	Jax State	11
Brandon Tyson	Sept. 6, 2025	@ USC	11
Jayden Davis	Aug. 30, 2025	@ Fresno State	10
Marques Watson-Trent	Dec. 19, 2024	vs. Sam Houston	10
Marques Watson-Trent	Nov. 30, 2024	App State	13
Marques Watson-Trent	Nov. 16, 2024	Troy	12
Justin Meyers	Nov. 2, 2024	@ South Alabama	10
Marques Watson-Trent	Oct. 19, 2024	James Madison	14

200-YARD PASSING GAME

PLAYER	DATE	OPP.	PASS YDS
JC French	Oct. 9, 2025	Southern Miss	313
JC French	Sept. 20, 2025	Maine	253
JC French	Dec. 19, 2024	vs. Sam Houston	212
JC French	Nov. 23, 2024	@ Coastal Carolina	294
JC French	Oct. 24, 2024	@ Old Dominion	259
JC French	Oct. 19, 2024	James Madison	215
JC French	Sept. 28, 2024	@ Georgia State	237
JC French	Sept. 14, 2024	South Carolina State	211
JC French	Sept. 7, 2024	@ Nevada	243
JC French	Aug. 31, 2024	Boise State	322

100-YARD RUSHING GAME

PLAYER	DATE	OPP.	RUSH YDS
OJ Arnold	Sept. 13, 2025	Jax State	128
Jalen White	Nov. 30, 2024	App State	125
Jalen White	Oct. 19, 2024	James Madison	134
Jalen White	Sept. 28, 2024	@ Georgia State	114
OJ Arnold	Sept. 28, 2024	@ Georgia State	110
Jalen White	Nov. 4, 2023	@ Texas State	159
Jalen White	Oct. 26, 2023	Georgia State	116
Jalen White	Oct. 21, 2023	ULM	164
Jalen White	Sept. 2, 2023	The Citadel	125
Jalen White	Nov. 19, 2022	Marshall	143

200-YARD RUSHING GAME

PLAYER	DATE	OPP.	RUSH YDS
Logan Wright	Oct. 2, 2021	Arkansas State	214
Matt Breida	Oct. 29, 2015	Texas State	205
Matt Breida	Nov. 15, 2014	@ Navy	210
Matt Breida	Oct. 25, 2014	@ Georgia State	201
Jerick McKinnon	Dec. 1, 2012	Central Arkansas	316
Dominique Swope	Dec. 3, 2011	Old Dominion	255
Jayson Foster	Nov. 3, 2007	@ Wofford	279
Jayson Foster	Sept. 22, 2007	Chattanooga	210
Lamar Lewis	Sept. 15, 2007	@ Coastal Carolina	206
Jayson Foster	Sept. 15, 2007	@ Coastal Carolina	253

100-YARD RECEIVING GAME

PLAYER	DATE	OPP.	REC YDS
Camden Brown	Oct. 9, 2025	Southern Miss	158
Camden Brown	Sept. 27, 2025	@ James Madison	111
Camden Brown	Sept. 20, 2025	Maine	118
Derwin Burgess Jr.	Dec. 16, 2023	vs. Ohio	117
Dalen Cobb	Dec. 16, 2023	vs. Ohio	109
Dalen Cobb	Oct. 26, 2023	Georgia State	100
Khaleb Hood	Sept. 30, 2023	Coastal Carolina	131
Khaleb Hood	Sept. 23, 2023	@ Ball State	107
Derwin Burgess Jr.	Sept. 16, 2023	@ Wisconsin	124
Beau Johnson	Dec. 27, 2022	vs. Buffalo	118
Jeremy Singleton	Nov. 26, 2022	App State	133
Khaleb Hood	Nov. 26, 2022	App State	103

EIGHT OR MORE RECEPTIONS GAME

PLAYER	DATE	OPP.	REC
Camden Brown	Oct. 9, 2025	Southern Miss	12
Josh Dallas	Sept. 28, 2024	@ Georgia State	9
Khaleb Hood	Nov. 25, 2023	@ App State	10
Derwin Burgess Jr.	Nov. 11, 2023	@ Marshall	8
Khaleb Hood	Oct. 26, 2023	Georgia State	9
Khaleb Hood	Oct. 21, 2023	ULM	8
Khaleb Hood	Oct. 14, 2023	@ James Madison	10
Khaleb Hood	Sept. 30, 2023	Coastal Carolina	12
Derwin Burgess Jr.	Sept. 16, 2023	@ Wisconsin	8
Derwin Burgess Jr.	Sept. 9, 2023	UAB	8
Khaleb Hood	Sept. 9, 2023	UAB	8
Jjay Mcabee	Sept. 9, 2023	UAB	8

200-YARD ALL-PURPOSE GAME

PLAYER	DATE	OPP.	A-P YDS
Dalen Cobb	Sept. 13, 2025	Jax State	210
Logan Wright	Oct. 2, 2021	Arkansas State	214
Wesley Kennedy III	Nov. 19, 2019	New Mexico State	222
Myles Campbell	Oct. 21, 2017	@ UMass	233
Derek Keaton	Dec. 5, 2015	Georgia State	201
Matt Breida	Oct. 29, 2015	Texas State	215
Matt Breida	Nov. 15, 2014	@ Navy	221
Matt Breida	Oct. 25, 2014	@ Georgia State	201
Jerick McKinnon	Oct. 12, 2013	The Citadel	208
Jerick McKinnon	Oct. 5, 2013	@ Samford	227

300-YARD TOTAL OFFENSE GAME

PLAYER	DATE	OPP.	TOT. YDS
JC French	Oct. 9, 2025	Southern Miss	311
JC French	Aug. 31, 2024	Boise State	361
Davis Brin	Dec. 16, 2023	vs. Ohio	327
Davis Brin	Nov. 11, 2023	@ Marshall	313
Davis Brin	Oct. 26, 2023	Georgia State	321
Davis Brin	Sept. 30, 2023	Coastal Carolina	324
Davis Brin	Sept. 23, 2023	@ Ball State	352
Davis Brin	Sept. 16, 2023	@ Wisconsin	361
Davis Brin	Sept. 9, 2023	UAB	336
Kyle Vantrease	Dec. 27, 2022	vs. Buffalo	361



TEAM RECORDS BY ERA

MOST	ALL GAMES	HOME	ROAD	SUN BELT GAMES	FBS ERA	PLAYOFFS/BOWLS
POINTS	84, vs. Johnson C. Smith, 2004	84, vs. Johnson C. Smith, 2004	69, at Georgia St., 2014	69, at Georgia St., 2014	83, vs. Savannah St., 2014	72, vs. Northern Arizona, 1999
POINTS/QUARTER	37, vs. Johnson C. Smith, 2004	37, vs. Johnson C. Smith, 2004	28, Three Times	24, vs. ULM, 2023	28, vs. Morgan St., 2022	35, vs. Florida A&M, 1997
POINTS/HALF	58, vs. Johnson C. Smith, 2004	58, vs. Johnson C. Smith, 2004	44, at The Citadel, 1998	42, at Georgia St., 2014	48, vs. Savannah St., 2014	42, vs. Florida A&M, 1997
TOUCHDOWNS	12, Two Times	12, Two Times	10, at Georgia St., 2014	10, at Georgia St., 2014	12, vs. Savannah St., 2014	10, vs. Northern Arizona, 1999
RUSH ATTEMPTS	80, vs. Furman, 2005	80, vs. Furman, 2005	79, at Western Carolina, 2012	71, vs. ULM, 2016	71, vs. ULM, 2016	77, vs. South Carolina St., 2010
RUSHING YARDS	655, vs. Glenville St., 1994	655, vs. Glenville St., 1994	602, at Old Dominion, 2012	613, at Georgia St., 2014	613, at Georgia St., 2014	638, vs. Youngstown St., 1999
RUSHING TDS	11, Two Times	11, Two Times	10, at Georgia St., 2014	10, at Georgia St., 2014	10, Two Times	8, vs. Northern Arizona, 1999
PASS ATTEMPTS	64, vs. James Madison, 2022	64, vs. James Madison, 2022	57, at Furman, 2008	64, vs. James Madison, 2022	64, vs. James Madison, 2022	47, vs. Buffalo, 2022
PASS COMPLETIONS	40, at Furman, 2008	39, vs. UAB, 2023	40, at Furman, 2008	38, vs. James Madison, 2022	39, vs. UAB, 2023	32, vs. Ohio, 2023
PASSING YARDS	578, vs. James Madison, 2022	578, vs. James Madison, 2022	419, vs. Furman, 1985	578, vs. James Madison, 2022	578, vs. James Madison, 2022	419, vs. Furman, 1985
INT THROWN	6, at ETSU, 1984	3, Four Times	6, at ETSU, 1984	4, at Georgia State, 2022	5, at Wisconsin, 2023	4, vs. Sam Houston, 2024
PASSING TDS	4, Six Times	4, Four Times	4, Two Times	4, vs. James Madison, 2022	4, Three Times	4, Two Times
TOTAL OFFENSE	732, vs. Western Carolina, 1999	732, vs. Western Carolina, 1999	685, at ETSU, 1999	660, at Georgia St., 2014	684, vs. Savannah St., 2014	659, vs. Northern Arizona, 1999
TOTAL PLAYS	103, at East Carolina, 1984	96, vs. Samford, 1990	103, at East Carolina, 1984	88, Two Times	88, Two Times	86, vs. Massachusetts, 1998
FIELD GOALS	5, Two Times	5, vs. Furman, 2003	5, at The Citadel, 1994	4, Four Times	4, Six Times	4, Two Times
FIELD GOAL ATTEMPTS	7, at The Citadel, 1994	6, vs. Furman, 2004	7, at The Citadel, 1994	5, Two Times	5, Three Times	4, vs. Florida A&M, 2001
FIRST DOWNS	35, vs. Savannah St., 2013	35, vs. Savannah St., 2013	35, at East Carolina, 1984	30, Two Times	34, Two Times	32, vs. Old Dominion, 2012
FIRST DOWNS RUSHING	31, Two Times	31, vs. Glenville St., 1994	31, at Western Carolina, 2012	28, at Georgia St., 2014	28, at Georgia St., 2014	29, vs. Old Dominion, 2012
FIRST DOWNS PASSING	25, vs. James Madison, 2022	25, vs. James Madison, 2022	21, at Nebraska, 2022	25, vs. James Madison, 2022	25, vs. James Madison, 2022	18, vs. Furman, 1985
FUMBLES	9, Three Times	7, Three Times	9, Three Times	7, Coastal Carolina, 2021	7, Coastal Carolina, 2021	6, Three Times
FUMBLES LOST	6, vs. Massachusetts, 1998	5, vs. Central Florida, 1983	6, vs. Massachusetts, 1998	3, Three Times	3, Six Times	6, vs. Massachusetts, 1998
PENALTIES	19, vs. Johnson C. Smith, 2000	19, vs. Johnson C. Smith, 2000	16, at Elon, 2003	14, vs. ULM, 2016	14, vs. ULM, 2016	14, vs. Nicholls St., 1986
PENALTY YARDS	179, Two Times	179, vs. Johnson C. Smith, 2000	179, at Elon, 2003	136, vs. ULM, 2016	136, vs. ULM, 2016	106, vs. North Carolina A&T, 1986
PUNTS	11, Three Times	11, vs. Jacksonville St., 1992	11, Two Times	8, Five Times	11, at Auburn, 2017	9, Two Times
PUNT RETURNS	10, at VMI, 1993	9, Two Times	10, at VMI, 1993	4, Five Times	6, vs. The Citadel, 2023	7, vs. Youngstown St., 1999
PUNT RETURN YARDS	143, vs. Chattanooga, 2001	143, vs. Chattanooga, 2001	131, at VMI, 1993	111, vs. South Alabama, 2015	111, vs. South Alabama, 2015	99, vs. Youngstown St., 1999
KICKOFF RETURNS	9, Two Times	7, Three Times	9, Two Times	7, Three Times	9, vs. Navy, 2014	9, vs. Massachusetts, 1998
KO RETURN YARDS	239, at Navy, 2014	195, vs. Georgia State, 2015	239, at Navy, 2014	195, vs. Georgia State, 2015	239, at Navy, 2014	169, vs. Massachusetts, 1998
INT CAUGHT	7, Two Times	7, Two Times	5, Two Times	4, Four Times	4, Five Times	4, Two Times
INT RETURN YARDS	142, vs. Chattanooga, 2001	142, vs. Chattanooga, 2001	104, at Central Florida, 1990	100, at Texas St., 2014	100, at Texas St., 2014	60, Two Times
POSSESSION TIME	43:08, vs. Newberry, 1983	43:08, vs. Newberry, 1983	42:55, at Troy, 2015	42:55, at Troy, 2015	42:55, at Troy, 2015	42:24, vs. Maine, 2011
DEFENSIVE TDS	3, vs. Florida A&M, 20001	3, vs. Florida A&M, 20001	2, Two Times	1, Nine Times	1, 13 Times	3, vs. Florida A&M, 2001
NON-OFFENSE TDS	3, Three Times	3, Two Times	3, at Chattanooga, 1994	1, 20 Times	2, Four Times	3, vs. Florida A&M, 2001
RUSH YARDS ALLOWED	415, vs. Miami, 1994	376, App State, 2022	415, at Miami, 1994	376, App State, 2022	394, at Navy, 2014	343, vs. Arkansas St., 1986
PASS YARDS ALLOWED	527, at Bethune-Cookman, 1984	481 vs. Nicholls St., 1986	527, at Bethune-Cookman, 1984	468, vs. James Madison, 2022	468, vs. James Madison, 2022	481, vs. Nicholls St., 1986
TOTAL OFF. ALLOWED	755, at USC, 2025	675, vs. James Madison, 2022	755, at USC, 2025	675, vs. James Madison, 2022	675, vs. James Madison, 2022	629, at Montana, 1995
PASS ATT. AGAINST	66, at Bethune-Cookman, 1984	63, vs. Florida A&M, 1997	66, at Bethune-Cookman, 1984	60, Arkansas State, 2021	60, Arkansas State, 2021	63, vs. Florida A&M, 1997
PASS COMP. ALLOWED	42, at Montana, 1995	38, Arkansas St., 2018	42, at Montana, 1995	38, Arkansas St., 2018	38, Arkansas St., 2018	42, at Montana, 1995
FEWEST	ALL GAMES	HOME	ROAD	SUN BELT GAMES	FBS	POSTSEASON
POINTS	0, Five Times	0, vs. Troy, 1992	0, Four Times	3, App State, 2021	0, at West Virginia, 2015	0, Two Times
FIRST DOWNS	5, Two Times	8, vs. Florida A&M, 1992	5, Two Times	9, Three Times	7, at Clemson, 2018	5, at Montana, 1995
TOTAL OFFENSE	54, at Miami, 1994	159, vs. App State, 2016	54, at Miami, 1994	159, vs. App State, 2016	78, at Auburn, 2017	91, vs. Montana, 1995
RUSHING ATTEMPTS	16, vs. James Madison, 2022	16, vs. James Madison, 2022	19, two times	16, vs. James Madison, 2022	16, vs. James Madison, 2022	20, vs. Buffalo, 2022
RUSHING YARDS	11, at South Dakota St., 2009	12, vs. James Madison, 2022	11, at South Dakota St., 2009	12, vs. James Madison, 2022	12, vs. James Madison, 2022	33, vs. Ohio, 2023
PASS ATTEMPTS	0, vs. Wofford, 2012	0, Two Times	3, Three Times	3, Two Times	3, Two Times	3, vs. Maine, 2002
PASS COMPLETIONS	0, Nine Times	0, Five Times	0, Four Times	1, Two Times	1, Two Times	1, Three Times
PASSING YARDS	0, Ten Times	0, Six Times	0, Four Times	31, vs. Texas St., 2015	3, vs. New Mexico St., 2019	17, vs. Youngstown St., 1999
PENALTIES	0, Three Times	0, Two Times	0, at Delaware, 1997	1, Two Times	0, vs. New Mexico State, 2019	0, at Delaware, 1997
PENALTY YARDS	0, Three Times	0, Two Times	0, at Delaware, 1997	5, vs. App State, 2020	0, vs. New Mexico State, 2019	0, at Delaware, 1997
PUNTS	0, Ten Times	0, Nine Times	0, at South Florida, 1997	1, Six Times	0, vs. Savannah St., 2014	0, vs. Old Dominion, 2011
POSSESSION TIME	16:38, vs. Troy, 1992	16:38, vs. Troy, 1992	21:36, at Army, 2020	21:29, vs. Troy, 2024	21:29, vs. Troy, 2024	21:28, vs. Eastern Kentucky, 2002
RUSH YARDS ALLOWED	-12, vs. Western Carolina, 2009	-12, vs. Western Carolina, 2009	5, at Samford, 1989	19, vs. ULM, 2014	19, vs. ULM, 2014	51, vs. Central Florida, 1990
PASS YARDS ALLOWED	0, at The Citadel, 1993	0, vs. The Citadel, 1993	7, at The Citadel, 1994	13, vs. Troy, 2014	13, vs. Troy, 2014	11, vs. The Citadel, 1990
TOTAL OFF. ALLOWED	55, vs. South Carolina St., 1988	55, vs. South Carolina St., 1988	90, at VMI, 1999	136, vs. South Alabama, 2015	114, vs. Savannah St., 2016	163, vs. The Citadel, 1990
PASS COMP. AGAINST	0, vs. The Citadel, 1993	0, vs. The Citadel, 1993	1, two times	4, vs. Troy, 2014	1, at Army West Point, 2020	2, vs. The Citadel, 1990
PASS ATT. ALLOWED	1, at Army West Point, 2020	4, vs. The Citadel, 1993	1, at Army West Point, 2020	11, vs. Troy, 2014	1, at Army West Point, 2020	6, vs. The Citadel, 1990

**HIGHEST TOTAL OFFENSE GAMES (BY GS)**

576 (578 P, -2 R) Kyle Vantrease vs. James Madison	2022
509 (419 P, 90 R) Tracy Ham vs. Furman	1985
486 (306 P, 180 R) Tracy Ham vs. Arkansas State	1986
458 (403 P, 55 R) Tracy Ham vs. East Carolina	1984

HIGHEST TOTAL OFFENSE GAMES (BY OPPONENT)

539 (469 P, 70 R) Otteman Sampson of Florida A&M	1997
527 (527 P, 0 R) Bernard Hawk of Bethune-Cookman	1984
526 (400 P, 126 R) Barrick Nealy of Texas State	2005
512 (468 P, 44 R) Todd Centeio of James Madison	2022

MOST YARDS RUSHING (BY GS)

333 (32 carries) Adrian Peterson vs. UMass	1999
316 (34 carries) Jerick McKinnon vs. Central Arkansas	2012
280 (24 carries) Joe Ross vs. Marshall	1989
279 (28 carries) Jayson Foster vs. Marshall	2007

MOST YARDS RUSHING (BY OPPONENT)

301 (33 carries) Louis Ivory of Furman	2000
277 (30 carries) Keenan Reynolds of Navy	2014
267 (20 carries) Ashton Jeanty of Boise State	2024
247 (35 carries) La'Damian Webb of South Alabama	2022

MOST RUSHING ATTEMPTS (BY GS)

36 (101 yards) Jaybo Shaw vs. Furman	2010
35 (182 yards) Jerick McKinnon vs. The Citadel	2010
34 (63 yards) Charles Bostick vs. Eastern Kentucky	1991
34 (316 yards) Jerick McKinnon vs. Central Arkansas	2012
34 (198 yards) Adrian Peterson vs. Delaware	2000

MOST RUSHING ATTEMPTS (BY OPPONENT)

37 (170 yards) Brandon Walker of ETSU	1996
35 (247 yards) La'Damian Webb of South Alabama	2022
35 (121 yards) Tyhier Tyler of Army West Point	2020
35 (244 yards) Marcel Shipp of UMass	1998
35 (150 yards) Donovan Johnson of Wofford	2013
35 (157 yards) Chris Parker of Marshall	1994

MOST RUSHING TOUCHDOWNS (BY GS)

6, Jayson Foster (qb) at Coastal Carolina	2007
5, Adrian Peterson (rb) vs. Massachusetts	1999
5, Adrian Peterson (rb) at The Citadel	1998
5, Gerald Harris (rb) vs. N. Carolina A&T	1986

MOST RUSHING TOUCHDOWNS (BY OPPONENT)

6, Ashton Jeanty (rb) of Boise State	2024
6, Keenan Reynolds (qb) of Navy	2014
4, five times	
last: Rickey Hunt (rb) of Ohio	2023

HIGHEST PASSING GAMES (BY GS)

578 (38 of 64) Kyle Vantrease vs. James Madison	2022
419 (23 of 37) Tracy Ham vs. Furman	1985
409 (37 of 56) Kyle Vantrease at Nebraska	2022
403 (26 of 52) Tracy Ham vs. East Carolina	1984

HIGHEST PASSING GAMES (BY OPPONENT)

527 (40 of 66) Bernard Hawk of Bethune-Cookman	1984
495 (23 of 42) Andy Summerlin of Samford	2013
469 (37 of 63) Otteman Sampson of Florida A&M	1997
468 (28 of 43) Todd Centeio of James Madison	2022

MOST PASSING ATTEMPTS (BY GS)

64 (38 for 578) Kyle Vantrease vs. James Madison	2022
56 (34 for 322) Davis Brin vs. Coastal Carolina	2023
56 (37 for 409) Kyle Vantrease at Nebraska	2022
56 (39 for 323 yards) Lee Chapple vs. Furman	2008
54 (29 for 307 yards) Davis Brin at Marshall	2023

MOST PASSING ATTEMPTS (BY OPPONENT)

66 (40 for 527 yards) Bernard Hawk of Bethune-Cookman	1984
63 (37 for 469 yards) Otteman Sampson of Florida A&M	1997
57 (32 for 391 yards) Chip Stewart of Gardner-Webb	1982
57 (24 for 315) Darin Slack of UCF	1987

MOST PASSING COMPLETIONS (BY GS)

39 (of 56, 323 yards) Lee Chapple vs. Furman	2008
38 (of 47, 318 yards) Davis Brin vs. UAB	2023
38 (of 64, 578 yards) Kyle Vantrease vs. James Madison	2022
37 (of 56, 409 yards) Kyle Vantrease at Nebraska	2022
34 (of 56, 322 yards) Davis Brin vs. Coastal Carolina	2023
34 (of 46, 344 yards) Davis Brin at Ball State	2023
34 (of 51, 385 yards) Kyle Vantrease vs. App State	2022

MOST PASSING COMPLETIONS (BY OPPONENT)

40 (of 66, 527 yards) Bernard Hawk of Bethune-Cookman	1984
38 (of 50, 376 yards) Justice Hansen of Arkansas State	2018
37 (of 63, 469 yards) Otteman Sampson of Florida A&M	1997
37 (of 46, 408 yards) Dave Dickerson of Montana	1995

MOST PASSING TOUCHDOWNS (BY GS)

4 (34-46, 344 yards) Davis Brin at Ball State	2023
4 (38-64, 578 yards) Kyle Vantrease vs. James Madison	2022
4 (29-46, 367 yards) Kyle Vantrease vs. Morgan State	2022
4 (10-13, 160 yards) Greg Hill vs. Western Illinois	1998
4 (6-8, 156 yards) Chaz Williams vs. Elon	2004
4 (23-37, 419 yards) Tracy Ham vs. Furman	1985

MOST PASSING TOUCHDOWNS (BY OPPONENT)

5 (17-27, 289 yards) Ryan Berry of South Dakota State	2005
5 (25-44, 341 yards) Taylor Heinicke of Old Dominion	2011
5 (23-27, 278 yards) Joe Burrow of LSU	2019

5 many times, last by Jayden Maiava of USC (2025)**MOST POINTS SCORED (BY GS)**

36 (6 TDs) Jayson Foster at Coastal Carolina	2007
32 (5 TDs, 2 PXT) Adrian Peterson vs. UMass	1999
30 (5 TDs) Adrian Peterson vs. VMI	2000
30 (5 TDs) Adrian Peterson vs. The Citadel	1998
30 (5 TDs) Gerald Harris vs. North Carolina A&T	1986

MOST POINTS SCORED (BY GS KICKER)

18 (6 PAT, 4 FGs) Scott Shelton vs. Florida A&M	2001 (P)
17 (5 FG, 2 PAT) Sean Holland vs. Furman	2003
16 (4 FG, 4 PAT) Michael Lantz at Ball State	2023
16 (4 PAT, 4 FG) Alex Raynor vs. Texas State	2020
16 (4 PAT, 4 FG) Tim Foley vs. Arkansas State	1986

MOST POINTS SCORED (BY OPPONENT)

36 (6 TDs) Ashton Jeanty of Boise State	2024
36 (6 TDs) Keenan Reynolds of Navy	2014
30 (5 TDs) Rickey Hunt of Ohio	2023
24, five times	
last: (4 TDs) La'Damian Webb of South Alabama	2022

MOST RECEPTIONS (BY GS)

12 (158 yards) Camden Brown vs. Southern Miss	2025
12 (131 yards) Khaleb Hood vs. Coastal Carolina	2023
12 (119 yards) Derwin Burgess Jr. at Nebraska	2022
11 (120 yards) Khaleb Hood at Georgia State	2022
10 (95 yards) Khaleb Hood at App State	2023
10 (78 yards) Khaleb Hood at James Madison	2023
10 (133 yards) Jeremy Singleton vs. App State	2022
10 (103 yards) Khaleb Hood vs. App State	2022
10 (102 yards) Raja Andrews vs. The Citadel	2008
10 (114 yards) Raja Andrews vs. Samford	2008

MOST RECEPTIONS (BY OPPONENT)

15 (202 yards) Scott Dahlquist of Idaho	1990
15 (222 yards) Leon Gonzalez of Bethune-Cookman	1984
13 many times, last by Joey Hobert of Texas State	2023

MOST RECEIVING YARDAGE (BY GS)

191 (7 receptions) Reggie McCutcheon vs. Elon	2006
170 (7 receptions) Deryl Belser vs. James Madison	1991
164 (7 receptions) Amare Jones vs. James Madison	2022
158 (12 receptions) Camden Brown vs. Southern Miss	2025

MOST RECEIVING YARDAGE (BY OPPONENT)

231 (7 receptions) Sean Price of App State	2012
225 (11 receptions) Tre Harris of Ole Miss	2024
222 (15 receptions) Leon Gonzalez of Bethune-Cookman	1984
212 (8 receptions) Eddie Cohen of Western Carolina	2007

**TOTAL OFFENSE (BY GS)**

732 vs. Western Carolina	1999
719 vs. Glenville State	1994
694 vs. Western Carolina	2011
685 vs. ETSU	1999
684 vs. Savannah State	2014
684 vs. Western Carolina	2012

TOTAL OFFENSE (BY OPPONENT)

755 by USC.....	2025
712 by App State	2009
675 by James Madison	2022
670 by UMass	2017
658 by Florida	1996
651 by Boise State	2024
651 by Samford	2013

TOTAL PLAYS (BY GS)

103 vs. East Carolina	1984
96 vs. Samford	1990
93 vs. UCF	1987
89 vs. Western Carolina	2008
88 at James Madison	2023
88 vs. ULM	2016

TOTAL PLAYS (BY OPPONENT)

100 by Bethune-Cookman	1984
97 by Florida A&M	2001
95 by The Citadel	2008
95 by Howard	2012
93 by Texas State	2014

RUSHING ATTEMPTS (BY GS)

80 vs. Furman	2005
79 vs. Western Carolina	2012
77 vs. South Carolina State	2010
76 vs. App State	2001
76 vs. South Dakota State	2005
76 vs. Chattanooga	2012

RUSHING ATTEMPTS (BY OPPONENT)

73 by Army West Point	2020
71 by Wofford	2008
68 by Troy	1992
68 by Youngstown State	1991
67 by Wofford	2013

RUSHING YARDS (BY GS)

665 vs. Glenville State	1994
638 vs. Youngstown State	1999
634 vs. Western Carolina	2011
614 vs. Western Carolina	2012
613 vs. Georgia State	2014

RUSHING YARDS (BY OPPONENT)

415 by Miami (FL)	1994
404 by Furman	2000
394 by Navy	2014
376 by App State	2022
371 by Boise State	2024

RUSHING TOUCHDOWNS (BY GS)

11 vs. Johnson C. Smith	2004
10 vs. Savannah State	2013
10 vs. Savannah State	2014
9 vs. Glenville State	2014
9 vs. Georgia State	2014
9 vs. Fayetteville State	1999

RUSHING TOUCHDOWNS (BY OPPONENT)

7 by Boise State	2024
6 by Florida	1996
6 by Miami (FL)	1994
6 by Navy	2014
5 by Furman	1985
5 by Coastal Carolina	2007
5 by UMass	1998
5 by Fresno State	2025

PASSING ATTEMPTS (BY GS)

64 vs. James Madison	2022
59 at James Madison	2023
57 vs. Furman	2008
56 at Marshall	2023
56 vs. Coastal Carolina	2023
56 at Nebraska	2022

PASSING ATTEMPTS (BY OPPONENT)

67 by Bethune-Cookman	1984
63 by Florida A&M	1997
60 by Arkansas State	2021
60 by Chattanooga	1994
58 by UCF	1987
57 by UCF	1987
57 by Western Carolina	2003

PASSING COMPLETIONS (BY GS)

40 vs. Furman	2008
39 vs. UAB	2023
38 vs. James Madison	2022
37 at Nebraska	2022
36 at Ball State	2023

PASSING COMPLETIONS (BY OPPONENT)

42 by Montana	1995
40 by Bethune-Cookman	1984
39 by Chattanooga	1994
38 by Arkansas State	2018
37 by Florida A&M	1997

PASSING YARDS (BY GS)

578 vs. James Madison	2022
419 vs. Furman	1985
409 at Nebraska	2022
403 vs. East Carolina	1984
385 vs. App State	2022

PASSING YARDS (BY OPPONENT)

527 by Bethune-Cookman	1984
495 by Samford	2013
481 by Nicholls State	1986
469 by Florida A&M	1997
468 by James Madison	2022

PASSING TOUCHDOWNS (BY GS)

4 at Ball State	2023
4 vs. James Madison	2022
4 vs. Morgan State	2022
4 vs. Elon	2004
4 vs. Western Illinois	1998
4 vs. Furman	1985
3 many times, last at USC	2025

PASSING TOUCHDOWNS (BY OPPONENT)

5 by Georgia	2012
5 by LSU	2019
5 by Old Dominion	2011
5 by South Dakota State	2005
4 many times, last by USC	2025

INTERCEPTIONS (THROWN BY GS)

6 at ETSU	1984
5 at Wisconsin	2023
5 at Middle Tennessee	1988
4 vs. Sam Houston	2024
4 at Georgia State	2022
4 at West Virginia	2015
4 at North Carolina	2009
4 at Western Carolina	2008

INTERCEPTIONS (THROWN BY OPPONENT)

7 by Savannah State	1991
7 by Chattanooga	1986
5 by Stephen F. Austin	1989
5 by UCF	1984
5 by Newberry	1984
5 by Presbyterian	1984
5 by Nicholls State	1986

COMPLETION PERCENTAGE – GAME (Min. 10 att.)

1.000	Jayson Foster (10-10 vs. W. Carolina)	9/29/07
.923	Shai Werts (12-13 vs. Troy)	11/7/20
.917	Charles Bostick (11-12 vs. VMI)	10/23/93
.893	Lee Chapple (25-28 vs. Wofford)	10/3/09
.857	Kenny Robinson (12-14 vs. App State)	10/14/95

CONSECUTIVE COMPLETIONS (BY GS QB)

21	Jayson Foster vs. Western Carolina (all 10) and South Dakota State (first 11), 2007
----	---

CONSEC. COMPLETIONS TO START A GAME (BY GS QB)

18	Lee Chapple vs. Wofford, 2009
----	-------------------------------

MOST GS PASS CATCHERS IN A GAME

12	at Wisconsin, 2023
----	--------------------

MOST GS PLAYERS WITH A COMPLETION IN A GAME

4	vs. Maine, 2025
----------	------------------------

LONGEST TD SCORING DRIVES (FBS ERA)

Plays: 18 vs. Georgia Tech, 2016; JMU, 2024
Yards: 98 at Georgia State, 2024
Time consumed: 9:27 vs. ULM, 2019

OPPONENT LONGEST TD SCORING DRIVES (FBS ERA)

Plays: 18 three times (GAST, 2018; SCSU, 2018; Army, 2020)
Yards: 99 three times (NCU, 2014; NMSU, 2014; Arkansas, 2021)
Time consumed: 10:50 by Army, 2020



LONGEST GEORGIA SOUTHERN PLAYS

ALL PLAYS

Yds.....	Name	Play	Opponent, Date
1.	100t..... DeAndre Buchannon.....	Kickoff Return	at App State, 11/25/23
	100t..... Matt Dobson.....	Interception Return	at Texas State, 11/8/14
	100t..... Corey Joyner.....	Kickoff Return	at East Tennessee State, 11/1/97
4.	99t..... Laron Scott.....	Kickoff Return	at Samford, 9/3/11
5.	98t..... Ryan Hadden.....	Interception Return	vs. Chattanooga, 9/25/99
6.	97t..... Rodney Oglesby.....	Fumble Return	vs. Valdosta State, 9/1/90
7.	96t..... Melvin Bell.....	Kickoff Return	at Valdosta State, 11/19/83
8.	95t..... Dalen Cobb.....	Kickoff Return	vs. Jax State, 9/13/25
	95t..... Laron Scott.....	Kickoff Return	at Alabama, 11/19/11
	95t..... Hugo Rossignol.....	Interception Return	vs. Mars Hill, 11/12/83
11.	94t..... Samair Baker.....	Kickoff Return	vs. Elon, 9/20/08
	94t..... James Banks.....	Kickoff Return	vs. William & Mary, 9/6/97
	94t..... Chris Wright.....	Kickoff Return	at Furman, 9/26/92
	94t..... Jayson Foster.....	Punt Return	vs. App State, 10/16/04
15.	93t..... Ant Williams.....	Kickoff Return	vs. App State, 10/19/02
	93t..... Dreck Cooper.....	Interception Return	vs. Chattanooga, 9/22/01

LONGEST RUN FROM SCRIMMAGE

Yds.....	Name	Pos.....	Cl.	Opponent, Date
1.	92t..... Mark Myers.....	SB.....	Sr.....	vs. App State, 10/19/02
2.	91t..... Adrian Peterson.....	RB.....	RFr.....	vs. East Tennessee State, 10/31/98
3.	88t..... Matt Breida.....	RB.....	So.....	at Navy, 11/15/14
4.	87t..... Matt Breida.....	RB.....	Jr.....	vs. The Citadel, 9/19/15
	87t..... Jerick McKinnon.....	QB.....	Jr.....	vs. Howard, 11/10/12
6.	85t..... Chris Wright.....	SB.....	Sr.....	at Western Carolina, 10/8/94
7.	84t..... Ant Williams.....	WR.....	So.....	vs. Johnson C. Smith, 9/9/00
8.	83t..... Matt Breida.....	RB.....	RJr.....	at Idaho, 9/26/15
	83t..... Ezayi Youyoute.....	QB.....	RFr.....	vs. Western Carolina, 9/24/11
	83t..... Jayson Foster.....	WR.....	Jr.....	at Furman, 11/11/06
11.	82t..... Dominique Swope.....	RB.....	Fr.....	at Alabama, 11/17/11
	82t..... Jayson Foster.....	QB.....	Sr.....	at Wofford, 11/3/07
13.	80t..... Favian Upshaw.....	QB.....	Jr.....	vs. Bowling Green, 12/23/15
	80t..... Ean Days.....	RB.....	Sr.....	vs. Savannah State, 9/6/14
	80t..... Robert Brown.....	RB.....	Fr.....	at Western Carolina, 11/13/10
	80t..... Jayson Foster.....	QB.....	Sr.....	vs. The Citadel, 10/27/07
	80t..... Jayson Foster.....	QB.....	Fr.....	vs. Johnson C. Smith, 9/11/04
18.	79t..... Ezayi Youyoute.....	QB.....	RSO.....	vs. Jacksonville, 9/1/12
19.	78t..... Darreion Robinson.....	AB.....	So.....	vs. Wofford, 10/9/10
	78t..... Johnathan Bryant.....	AB.....	Jr.....	vs. Elon, 9/22/12
	78t..... Jermaine Austin.....	RB.....	So.....	at East Tennessee State, 11/1/03
	78t..... Marlow Warthen.....	SB.....	Jr.....	at Furman, 11/5/94

PASSING COMPLETION

Yds.....	Receiver	Passer	Opponent, Date
1.	85t..... Jayson Foster.....	Travis Clark.....	at The Citadel, 10/28/06
2.	82t..... Teddy Craft.....	Darius Smiley.....	at Elon, 10/1/05
3.	81t..... Michael McIntosh.....	Jayson Foster.....	vs. West Georgia, 9/8/07
4.	80t..... T.J. Anderson.....	Trey Hunter.....	vs. Chattanooga, 9/27/03
	80t..... Corey Joyner.....	Greg Hill.....	vs. Chattanooga, 9/26/98
	80t..... Earthwind Moreland.....	Greg Hill.....	vs. Liberty, 11/16/96
7.	79t..... Joshua Thompson.....	Kyle Vantrease.....	vs. Buffalo, 12/27/22
	79t..... Ricky Harris.....	Tracy Ham.....	vs. Arkansas State, 12/20/86
	79t..... Carl Kearney.....	Chaz Williams.....	vs. The Citadel, 10/26/02
10.	78t..... Dexter Carter Jr.....	Miller Mosley.....	vs. App State, 12/12/20

FIELD GOAL

Yds.....	Name	Cl.	Opponent, Date
1.	63..... Tim Foley (Q3, 0:46).....	Sr.....	vs. James Madison, 11/7/87
2.	60..... David Cool (Q2, 10:16).....	Fr.....	at James Madison, 11/5/88
3.	57..... Chris Chambers (Q2, 0:00).....	Sr.....	at Oregon State, 9/18/99
	57..... Tim Foley (Q2, 0:14).....	Sr.....	vs. Western Kentucky, 10/31/87
5.	55..... David Cool (Q1, 7:13).....	Fr.....	vs. Furman, 12/17/88 (P)
6.	54..... Jesse Hartley (Q4, 0:00, GW).....	Jr.....	vs. South Dakota State, 10/6/07
	54..... David Cool (Q1, 0:00).....	Fr.....	at James Madison, 11/5/88
	54..... Tim Foley (Q1, 7:33).....	Sr.....	vs. Central Florida, 10/3/87
	54..... Tim Foley (Q1, 1:02).....	So.....	at Chattanooga, 9/28/85
10.	53..... Gavin Stewart (Q2, 13:54).....	Sr.....	at Georgia State, 9/28/24
	53..... Younghoe Koo (Q2, 1:24).....	Sr.....	at Arkansas State, 10/5/16
	53..... Reed Haley (Q2, 0:26).....	Jr.....	vs. Chattanooga, 9/25/93
	53..... Reed Haley (Q4, 11:25, GW).....	So.....	vs. Jacksonville State, 10/24/92
	53..... Reed Haley (Q2, 14:55).....	So.....	at Youngstown State, 12/4/92 (P)
	53..... David Cool (Q4, 8:34).....	Sr.....	vs. Western Carolina, 10/12/91

PUNT

Yds.....	Name	Cl.	Opponent, Date
1.	75..... Kenny Worob.....	Fr.....	vs. The Citadel, 10/21/95
2.	74..... Anthony Beck II.....	Fr.....	at LSU, 8/31/19
3.	69..... Daniel Jordan.....	So.....	vs. Morehead State, 11/12/05
4.	68..... Charlie Edwards.....	So.....	at App State, 10/24/09
	68..... Daniel Jordan.....	Fr.....	at Furman, 11/6/04
6.	66..... Terry Harvin.....	Fr.....	at Western Carolina, 10/24/87
7.	65..... Pat Parker.....	So.....	vs. Bethune-Cookman, 10/12/85
8.	64..... Charlie Edwards.....	So.....	vs. Albany, 9/5/09
9.	63..... Alex Smith.....	So.....	vs. South Carolina State, 9/14/24
	63..... Anthony Beck II.....	Jr.....	vs. Georgia St., 10/30/21
	63..... Don Norton.....	Sr.....	vs. Central Florida, 10/26/91

KICKOFF RETURN

Yds.....	Name	Pos.....	Cl.	Opponent, Date
1.	100t..... Deandre Buchannon.....	WR.....	Fr.....	at App State, 11/25/23
	100t..... Corey Joyner.....	SB.....	Jr.....	at East Tennessee State, 11/1/97
3.	99t..... Laron Scott.....	CB.....	Sr.....	at Samford, 9/3/11
4.	96t..... Melvin Bell.....	RB.....	So.....	at Valdosta St, 11/19/83
5.	95t..... Dalen Cobb.....	KR.....	Sr.....	vs. Jax State, 9/13/25
	95t..... Laron Scott.....	CB.....	Sr.....	at Alabama, 11/19/11
7.	94t..... Samair Baker.....	WR.....	Fr.....	vs. Elon, 9/20/08
	94t..... James Banks.....	SB.....	So.....	vs. William & Mary, 9/6/97
	94t..... Chris Wright.....	SB.....	So.....	at Furman, 9/26/92
10.	93t..... Ant Williams.....	WR.....	Sr.....	vs. App State, 10/19/02

PUNT RETURN

Yds.....	Name	Pos.....	Cl.	Opponent, Date
1.	94t..... Jayson Foster.....	RS.....	Fr.....	vs. App State, 10/16/04
2.	87t..... Ant Williams.....	WR.....	Sr.....	vs. VMI, 10/5/02
3.	85t..... Dexter Dawson.....	SB.....	Sr.....	vs. The Citadel, 10/21/95
4.	85..... Lewis Barr.....	CB.....	So.....	vs. Chattanooga, 9/27/03
5.	84t..... Raja Andrews.....	WR.....	Sr.....	vs. App State, 10/18/08
6.	78t..... Jayson Foster.....	WR.....	Jr.....	vs. Central Arkansas, 11/18/06
7.	76t..... Melvin Bell.....	RB.....	Jr.....	vs. Presbyterian College, 9/8/84
8.	74t..... Ant Williams.....	WR.....	Jr.....	vs. Chattanooga, 9/22/2001
9.	72..... Derek Keaton.....	WR.....	Sr.....	vs. South Alabama, 11/28/15
	72t..... Ant Williams.....	WR.....	Fr.....	vs. Youngstown State, 12/18/99 (P)

INTERCEPTION RETURN

Yds.....	Player.....	Pos.....	Cl.	Opponent, Date
1.	100t..... Matt Dobson.....	S.....	Jr.....	at Texas State, 11/8/14
2.	98t..... Ryan Hadden.....	SS.....	Jr.....	vs. Chattanooga, 9/25/99
3.	95t..... Hugo Rossignol.....	LB.....	So.....	vs. Mars Hill, 11/12/83
4.	93t..... Dreck Cooper.....	CB.....	Sr.....	vs. Chattanooga, 9/22/01
5.	91t..... Terence McBride.....	CB.....	So.....	at East Tennessee State, 11/1/03
6.	84t..... Michael Berry.....	LB.....	Jr.....	vs. Central Florida, 10/20/90
7.	78t..... Mike Youngblood.....	LB.....	Jr.....	at The Citadel, 10/21/00
8.	74t..... A.J. Bryant.....	FS.....	Sr.....	vs. Morehead State, 11/12/05
9.	73t..... A.J. Bryant.....	FS.....	Jr.....	at Florida International, 11/13/04
10.	72t..... Lavelle Westbrook.....	CB.....	Jr.....	vs. Samford, 9/29/12

FUMBLE RETURN

Yds.....	Name	POS.....	Cl.	Opponent, Date
1.	97t..... Rodney Oglesby.....	CB.....	Jr.....	vs. Valdosta State, 9/1/90
2.	90t..... Ukeme Eligwe.....	LB.....	Jr.....	vs. App State, 10/27/16
3.	85t..... Darrell Pasco.....	CB.....	Sr.....	at Elon, 9/26/09
4.	78t..... Dakota Walker.....	DE.....	Sr.....	vs. Wofford, 9/27/08
5.	76t..... Mark Giles.....	FS.....	Jr.....	vs. Idaho, 12/1/90 (P)
6.	62t..... Caleb Williams.....	CB.....	Sr.....	at Georgia, 11/21/15
7.	61t..... Riyadh Jones.....	CB.....	Sr.....	at Troy, 11/14/15
8.	58t..... Dreck Cooper.....	CB.....	Sr.....	vs. Delaware, 9/8/01
9.	57..... Dion DuBose.....	LB.....	So.....	vs. Western Carolina, 9/19/09
10.	47..... Daryl Morrell.....	LB.....	Fr.....	at App State, 10/18/97

**NON-OFFENSIVE TOUCHDOWNS (MODERN ERA)****1984 (2 - 1 PR, 1 BPR)**

Melvin Bell, 76-yd. punt return at Presbyterian; Nay Young, 56-yd. blocked punt return at ETSU

1985 (1 - 1 INT)

Charles Carper, 29-yd. interception return vs. Bethune-Cookman

1986 (1 - 1 INT)

Taz Dixon, 55-yd. interception return at Tennessee Tech

1987 (0)

None

1988 (4 - 2 FR, 1 INT, 1 BPR)

Darren Alford, 45-yd. fumble return vs. Newberry; Everett Sharpe, 45-yd. interception return vs. ULM; Rodney Oglesby, 43-yd. fumble return at James Madison; Mark Giles, 30-yd. blocked punt return vs. Furman

1989 (6 - 3 INT, 2 BPR, 1 PR)

Rodney Oglesby, 69-yd. punt return at James Madison; Taz Dixon, 22-yd. interception return vs. Chattanooga; Taz Dixon, 41-yd. interception return; Rodney Oglesby, 32-yd. interception return vs. Villanova; Bart Hughes, 20-yd. blocked punt return; Paul Sikkelee, blocked punt recovery in end zone vs. Montana

1990 (5 - 2 INT, 2 FR, 1 BPR)

Mark Giles, 5-yd. blocked punt return vs. Savannah State; Rodney Oglesby, 97-yd. fumble return vs. Valdosta State; Michael Berry, 84-yd. interception return vs. UCF; Mark Giles, 76-yd. fumble return vs. Idaho; Alex Mash, 15-yd. interception return vs. Nevada

1991 (3 - 1 INT, 1 PR, 1 BPR)

Clint Avret, blocked punt recovery in end zone at ULM; Rodney Oglesby, 51-yd. punt return vs. UCF; Shane Maxwell, 26-yd. interception return vs. Nicholls State

1992 (2 - 1 KOR, 1 BPR)

Chris Wright, 94-yd. kickoff return at Furman; Gregg Richardson, 2-yd. blocked punt return at Youngstown State

1993 (4 - 2 FR, 2 BPR)

Alex Mash, 28-yd. fumble return at Miami; Marco Bradham, 19-yd. blocked punt return at App State; Rob Stockton, fumble recovery in end zone at VMI; Terry Lester, blocked punt recovery in end zone vs. Furman

1994 (4 - 1 INT, 1 KOR, 1 BPR, 1 BFG)

Eric Thigpen, blocked punt recovery in end zone at Chattanooga; Chad Nighbert, 45-yd. kickoff return at Chattanooga; Derrick Austin, 31-yd. interception return at Chattanooga; Marco Bradham, 61-yd. blocked field goal return vs. VMI

1995 (4 - 1 INT, 1 FR, 1 BFG, 1 PR)

Lee Brooks, 25-yd. fumble return vs. South Carolina State; Chad Nighbert, 78-yd. blocked field goal return at Marshall; Dexter Dawson, 85-yd. punt return vs. the Citadel; Brancis Williams, 46-yd. interception return at Troy

1996 (0)**1997 (6 - 2 INT, 2 KOR, 1 BPR, 1 FR)**

James Banks, 94-yd. kickoff return vs. William & Mary; Daryl Morrell, blocked punt recovery in end zone vs. Chattanooga; Corey Joyner, 100-yd. kickoff return vs. ETSU; Larry Rogers, 23-yd. interception return at ETSU; Hal Carter, 62-yd. interception return vs. Furman; James Dickerson, fumble recovery in end zone vs. Florida A&M

1998 (2 - 1 INT, 1 PR)

Earthwind Moreland, 62-yd. interception return vs. Jacksonville State; Corey Joyner, 64-yd. punt return vs. VMI

1999 (6 - 3 INT, 1 KOR, 1 PR, 1 BPR)

Bennie Cunningham, 89-yd. kickoff return at Oregon State; Ryan Hadden, 98-yd. interception return vs. Chattanooga; David Young, 37-yd. interception return vs. Western Carolina; David Young, 24-yd. blocked punt return at Jacksonville State; Josh Smithers, 37-yd. interception return at Jacksonville State; Ant Williams, 72-yd. punt return vs. Youngstown State

2000 (4 - 4 INT)

Lavar Rainey 47-yd. interception return vs. VMI; Michael Youngblood, 78-yd. interception return at The Citadel; Lavar Rainey, 49-yd. interception return vs. ETSU; Michael Youngblood, 52-yd. interception return vs. Hofstra

2001 (9 - 4 FR, 3 INT, 2 PR)

Michael Ward, 2-yd. fumble return vs. Savannah State; Dreck Cooper, 58-yd. fumble return vs. Delaware; Dreck Cooper, 93-yd. interception return vs. Chattanooga; Ant Williams, 74-yd. punt return vs. Chattanooga; Johnathan Woodham, 49-yd. interception return vs. Chattanooga; Kevin Heard, 25-yd. fumble return vs. Florida A&M; Freddy Pesqueira, 22-yd. interception return vs. Florida A&M; Michael Youngblood, 26-yd. fumble return vs. Florida A&M; Ant Williams, 58-yd. punt return vs. App State

2002 (3 - 1 FR, 1 PR, 1 KOR)

David Young, 34-yd. fumble return vs. Gardner-Webb; Ant Williams, 87-yd. punt return vs. VMI; Ant Williams, 93-yd. kickoff return vs. App State

2003 (2 - 2 INT)

Terence McBride, 91-yd. interception return at ETSU; Tariq Muhammad, 36-yd. interception return at Elon

2004 (5 - 2 INT, 2 PR, 1 KOR)

John Mohring, 21-yd. interception return vs. Johnson C. Smith; Jayson Foster, 83-yd. kickoff return vs. Wofford; Teddy Craft, 53-yd. punt return vs. Western Carolina; Jayson Foster, 94-yd. punt return vs. App State; A.J. Bryant, 73-yd. interception at Florida International

2005 (3 - 2 INT, 1 BPR)

Jason Earwood, 30-yd. interception return vs. The Citadel; A.J. Bryant, 74-yd. interception vs. Morehead State; Tim Camp, recovered blocked punt in end zone vs. Morehead State

2006 (2 - 1 FR, 1 PR)

Ronnie Wiggins, 17-yd. fumble return vs. App State; Jayson Foster, 78-yd. punt return vs. Central Arkansas

2007 (4 - 2 FR, 1 INT, 1 PR)

Raja Andrews, 49-yd. punt return vs. Western Carolina; Chris Rogers, 46-yd. fumble return vs. South Dakota State; Larry Beard, 29 yd fumble return vs. South Dakota State; Carson Hill, 35 yd interception return vs. App State

2008 (5 - 2 PR, 1 FR, 1 INT, 1 KOR)

Samair Baker, 94-yd. kickoff return vs. Elon; Dakota Walker, 78-yd. fumble return vs. Elon; David Arnold, 26-yd. punt return at Chattanooga; Damon Suggs, interception in end zone at Chattanooga; Raja Andrews, 84-yd. punt return vs. App State

2009 (3 - 2 FR, 1 INT)

Laron Scott, 15-yd. interception return vs. Albany; Darrell Pasco, 85-yd. fumble return at Elon; Derek Heyden, 38-yd. fumble return at App State

2010 (5 - 4 FR, 1 INT)

Kyle Oehlbeck, 8-yd. fumble return at Coastal Carolina; Laron Scott, 36-yd. interception return vs. Elon; E.J. Webb, fumble recovery in end zone vs. Wofford; Josh Gebhardt, 34-yd. fumble return vs. South Carolina State; John Douglas, 20-yd. fumble return vs. Wofford

2011 (4 - 2 KOR, 1 FR, 1 PR)

Laron Scott, 99-yd. kickoff return at Samford; Nico Hickey, fumble recovery in end zone vs. Presbyterian; Darreion Robinson, 46-yd. punt return at App State; Laron Scott, 95-yd. kickoff return at Alabama

2012 (2 - 2 INT)

Valdon Cooper, 60-yd. interception return vs. Jacksonville; Lavelle Westbrook, 72-yd. interception return vs. Samford

2013 (0)**2014 (2 - 2 INT)**

Matt Dobson, 26-yd. interception return vs. Idaho; Matt Dobson, 100-yd. interception return at Texas State

2015 (3 - 2 FR, 1 BPR)

Ken Butler, 26-yd. blocked punt return vs. ULM; Riyahd Jones, 61-yd. fumble return at Troy; Caleb Jones, 62-yd. fumble return at Georgia

2016 (1 - 1 FR)

Ukeme Eligwe, 90-yd. fumble return vs. App State

2017 (2 - 1 FR, 1 KOR)

Tomarcio Reese, 22-yd. fumble return at Auburn; Dexter Carter Jr., 70-yd. kickoff return vs. New Mexico State

2018 (3 - 2 INT, 1 BPR)

Alvin Ward Jr., 28-yd. interception return vs. South Alabama; Jessie Liptrot, 57-yd. interception return at ULM; Benz Josue, 5-yd. blocked punt return at ULM

2019 (6 - 2 INT, 1 FR, 1 BFG, 1 KOR, 1 PR)

Monquavion Brinson, 77-yd. blocked field goal return at Minnesota; Rashad Byrd, 44-yd. fumble return at Minnesota; Wesley Kennedy III, 67-yd. punt return vs. New Mexico State; Rashad Byrd, 7-yd. interception return vs. New Mexico State; Donald Rutledge Jr., 42-yd. interception return vs. ULM; Monquavion Brinson, 42-yd. kickoff return vs. ULM

2020 (5 - 2 PR, 1 INT, 1 BPR, 1 FR)

Rashad Byrd, recovered blocked punt in end zone at ULM; Wesley Kennedy III, 60-yd. punt return at Coastal Carolina; Derrick Canteen, 22-yd. fumble return at Army; Khaleb Hood, 49-yd. punt return vs. Florida Atlantic; David Spaulding, 28-yd. interception return vs. App State

2021 (2 - 1 INT, 1 PR)

Quin Qilliams, 22-yd. interception return vs. Arkansas State; Tyrell Davis, 20-yd. punt return at Texas State

2022 (2 - 1 INT, 1 BPR)

Joshua Thompson, blocked punt recovery in end zone vs. James Madison; Khadry Jackson, 34-yd. interception return vs. South Alabama

2023 (4 - 3 INT, 1 KOR)

Khadry Jackson, 20-yd. interception return vs. Coastal Carolina; Tyrell Davis, 28-yd. interception return vs. ULM; Marques Watson-Trent, 50-yd. interception return vs. Georgia State; DeAndre Buchannon, 100-yd. kickoff return at App State

2024 (1 - 1 INT)

Tracy Hill Jr., 60-yd. interception return vs. South Carolina State

2025 (1 - 1 KOR)

Dalen Cobb, 95-yd. kickoff return vs. Jax State

Non-Offensive TD Leaders

1. Rodney Oglesby	5 (2 PR, 2 FR, 1 INT)
Ant Williams	5 (4 PR, 1 KOR)
3. Laron Scott	4 (2 KOR, 2 IR)
4. Rashad Byrd	3 (1 INT, 1 FR, 1 BPR)
Taz Dixon	3 (3 IR)
Jayson Foster	3 (2 PR, 1 KOR)
Mark Giles	3 (2 BPR, 1 FR)
David Young	3 (1 IR, 1 FR, 1 BPR)
Michael Youngblood	3 (2 IR, 1 FR)

BFG - Blocked FG Return

BPR - Blocked Punt Return/Recovery

FR - Fumble Return/Recovery

IR - Interception Return

KOR - Kickoff Return

PR - Punt Return

Special Teams Touchdowns**52 Total TDs scored by special teams**

- 20 punt returns
 - last Tyrell Davis (20 yds); at Texas State (11/13/21)
- 15 blocked punt returns/recoveries
 - last Joshua Thompson (EZ); vs. James Madison (10/15/22)
- 14 kickoff returns
 - last Dalen Cobb (95 yds); vs. Jax State (9/13/25)
- 3 blocked field goals
 - last Monquavion Brinson (77 yds); at Minnesota (9/14/19)

Defensive Touchdowns**79 Total TDs scored by defense**

- 49 interceptions
 - last Tracy Hill Jr. (60 yds); vs. South Carolina State (9/14/24)
- 26 fumble returns
 - last Derrick Canteen (22 yds); at Army West Point (11/21/20)
- 4 fumble recoveries
 - last Nico Hickey; vs. Presbyterian (10/22/11)

Total Non-Offensive Scores: 131

**BLOCKED KICKS (MODERN ERA)****1984 (1; 1 FG)**

Liberty - FG+ (Nay Young) - W

1985 (0)**1986 (0)****1987 (0)****1988 (5; 3 Punt, 1 PAT, 1 FG)**

Newberry - Punt+ (Mark Giles) - W
 James Madison - PAT (Mark Giles) - W
 Eastern Kentucky - Punt+ (Mark Giles) - W
 Furman - FG (Mark Giles);
 Punt* (Mark Giles) - L

1989 (4; 4 Punt)

MTSU - Punt (Randell Boone) - W
 MTSU - Punt* (Chuck McClurg) - W
 Montana - Punt* (Jason Whitehead) - W
 Stephen F. Austin - Punt# (Randell Boone) - W

1990 (3; 2 Punt, 1 FG)

ULM - Punt# (Brad Almon) - W
 Savannah State - Punt# (Chance Ward) - W
 The Citadel - FG# (Mark Giles) - W

1991 (7; 5 Punt, 2 FG)

Savannah State - Punt# (Mark Giles);
 Punt* (Shawn Austin);
 Punt (Michael Berry);
 FG (Clint Avret) - W
 ULM - Punt* (Chance Ward) - L
 Youngstown State - Punt+ (Maurice Reed) -;
 FG+ (Clint Avret) - L

1992 (1; 1 FG)

Furman - FG (Alex Mash) - W

1993 (8; 8 Punt)

The Citadel - Punt (Jonathan Richardson);
 Punt (Shawn Austin) - W
 Chattanooga - Punt (Jonathan Richardson) - W
 Western Carolina - Punt@ (Terry Lester) - W
 App State - Punt* (Clinton Gregory) - W
 Furman - Punt* (Brancis Williams);
 Punt# (Brancis Williams) - W
 Concord - Punt# (Brancis Williams) - W

1994 (2; 1 Punt, 1 FG)

Chattanooga - Punt* (Willie Ellington) - W
 VMI - FG* (Ricky Harris) - W

1995 (1; 1 FG)

Marshall - FG* (Shannon Shook) - L

1996 (3; 2 FG, 1 Punt)

Florida - FG (Maurice Bing) - L
 Western Carolina - Punt (Maurice Bing) - W
 Furman - FG (Maurice Bing) - L

1997 (4; 3 Punt, 1 PAT)

Valdosta State - Punt (Basail Mack) - W
 William & Mary - PAT (Earthwind Moreland) - L
 Chattanooga - Punt* (Corey Joyner) - W
 Florida A&M - Punt+ (Daryl Morrell) - W

1998 (5; 3 Punt, 1 FG, 1 PAT)

Elon - Punt# (Andre Weathers) - W
 VMI - Punt# (Arkee Thompson) - W
 App State - FG# (Daryl Morrell) - W
 ETSU - PAT (Kiwaukee Thomas);
 Punt (Benji Harris) - W

1999 (5; 5 Punt)

VMI - Punt+ (Lavar Rainey);
 Punt# (David Young) - W
 App State - Punt@ (Earthwind Moreland) - L
 The Citadel - Punt# (Ryan Hadden) - W
 Jacksonville State - Punt* (Lavar Rainey) - W

2000 (6; 3 FG, 2 Punt, 1 PAT)

Johnson C. Smith - PAT (Dion Stokes) - W
 Western Carolina - Punt# (Chris Blount) - W
 The Citadel - FG+ (Nate Gates) - W
 Elon - Punt+ (Terry Owens) - W
 Delaware - FG+ (Jason Neese) - W
 Montana - FG (Mike Ward) - W

2001 (3; 3 Punt)

Delaware - Punt+ (David Young) - W
 VMI - Punt+ (David Young) - W
 Western Carolina - Punt+ (David Young) - W

2002 (7; 3 Punt, 3 PAT, 1 FG)

Gardner-Webb - Punt+ (David Young) - W
 Wofford - PAT (Eric Hadley) - L
 VMI - Punt# (David Young) - W
 The Citadel - PAT (Team);
 PAT (Team);
 FG+ (Robert Locke) - W
 ETSU - Punt@ (John Woodham) - W

2003 (9; 5 Punt, 3 FG, 1 PAT)

Savannah State - Punt+ (Aaron Whitaker);
 Punt (John Woodham) - W
 McNeese State - Punt# (Kevin Anderson) - L
 Wofford - FG (Aaron Whitaker) - L
 Florida International - FG# (Eric Hadley) - W
 Western Carolina - PAT (Team) - W
 The Citadel - FG+ (Tariq Muhammad);
 Punt # (Aaron Whitaker) - L
 Elon - Punt+ (John Mohring) - W

2004 (3; 2 Punt, 1 FG)

App State - FG# (Jayson Foster) - W
 South Dakota State - Punt+ (John Mohring) - W
 New Hampshire - Punt (Kevin Davis) - L

2005 (3; 3 Punt)

Wofford - Punt (Dedrick Bynum) - L
 Morehead State - Punt+ (Tim Camp);
 Punt* (Tim Camp) - W

2006 (2; 1 PAT, 1 FG)

Central Connecticut State - FG (Larry Beard) - L
 North Dakota State - PAT (Charrod Taylor) - L

2007 (1; 1 Punt)

West Georgia - Punt# (Tim Camp) - W

2008 (7; 3 Punt, 3 PAT, 1 FG)

Austin Peay - PAT (Larry Beard) - W
 Chattanooga - Punt* (Roderick Tinsley) - W
 Western Carolina - PAT (Larry Beard);
 Punt+ (Brett Layson) - L
 The Citadel - FG+ (Dakota Walker) - W
 Samford - Punt (Team);
 PAT (Larry Beard) - L

2009 (3; 3 PAT)

Albany - PAT^ (Brent Russell) - W
 Elon - PAT (Brent Russell) - L
 The Citadel - PAT (Brent Russell) - W

2010 (3; 1 PAT, 1 Punt, 1 FG)

Coastal Carolina - Punt+ (Carlos Cave);
 PAT^ (Carson Hill) - W
 Western Carolina - FG+ (Roderick Tinsley) - W

2011 (6; 4 PAT, 2 FG)

Furman - PAT^ (Brent Russell);
 FG# (Laron Scott) - W
 Presbyterian - FG+ (Javon Mention) - W
 The Citadel - PAT (Laron Scott);
 PAT (Deion Stanley) - W
 Old Dominion - PAT (Josh GeBhart) - W

2012 (1; 1 PAT)

NDSU - PAT (Brent Russell) - L

2013 (4; 2 FG, 1 Punt, 1 PAT)

App State - FG (Bernard Dawson) - L
 Furman - PAT (Jonathan Battle Jr.) - L
 Western Carolina - PAT (Jonathan Battle Jr.) - W
 Florida - FG (Valdon Cooper) - W

2014 (3; 2 Punt, 1 PAT)

Savannah State - PAT (Jamal Johnson) - W
 App State - Punt+ (Ironhead Gallon) - W
 ULM - Punt+ (Ironhead Gallon) - W (vacated)

2015 (4; 3 Punt, 1 PAT)

Idaho - Punt# (Ironhead Gallon) - W
 ULM - Punt* (Ironhead Gallon) - W
 NMSU - Punt+ (Team) - W
 Bowling Green - PAT^ (Darrius Jones Jr.) - W

2016 (7; 4 FG, 2 Punt, 1 PAT)

ULM - FG (RJ Murray) - W
 NMSU - FG+ (Jacorey Belvin) - W
 App State - FG (Jonathan Battle Jr.) - L
 Ole Miss - Punt+ (Malik Henry) - L
 Louisiana - Punt+ (Darrius Sapp) - L
 Georgia State - PAT (Jonathan Battle Jr.);
 FG (Jay Bowdry) - L

2017 (0)**2018 (3; 1 FG, 1 PAT, 1 Punt)**

SCSU - PAT (Raymond Johnson III) - W
 ULM - Punt* (NaJee Thompson) - L
 Georgia State - FG# (Rashad Byrd) - W

2019 (2; 2 FG)

Minnesota - FG* (Reynard Ellis) - L
 South Alabama (Raymond Johnson III) - FG - W

2020 (2; 2 Punt)

ULM - Punt (NaJee Thompson);
 Punt* (NaJee Thompson) - W

2021 (1)

Texas State - Punt* (Derwin Burgess Jr.) - W

2022 (1)

James Madison - Punt* (Joshua Thompson) - W

2023 (2)

ULM - Punt+ (Branden Palmer) - W
 Georgia State - FG+ (Isaac Walker) - W

2024 (1)

ODU - PAT (Elhadji Fall) - L

* - recovered or returned for TD;

+ - led to TD;

@ - led to safety;

- led to field goal;

^ - led to a two-point defensive extra point

Program Totals

Blocked Kicks..... 133
 Punts..... 72
 FG..... 34
 PAT..... 27

Team Season Highs

Blocked Kicks.....8, 1993
 Punts.....8, 1993
 FG.....4, 2016
 PAT.....4, 2011

Team Game Highs

Blocked Kicks.....4, SSU, 1991
 Punts.....3, SSU, 1991
 FG.....1, numerous times
 PAT.....2, Citadel, 2002 & 2011

Individual Career Highs

Blocked Kicks.....7, Mark Giles
 Punts.....6, David Young
 FG.....2, M. Bling, C. Avret & M. Giles
 PAT.....5, Brent Russell

Individual Season Highs

Blocked Kicks.....5 Mark Giles, 1988
 Punts.....4, Mark Giles, 1988
 FG.....1, numerous times
 PAT.....2, Citadel, 2002 & 2011

Individual Games Highs

Blocked Kicks.....2, four times
 Punts.....2, three times
 FG.....1, numerous times
 PAT.....1, numerous times

Career Blocked Kick Leaders

1. Mark Giles 7 (4 Punt, 2 FG, 1 PAT)
2. David Young 6 (6 Punt)
Brent Russell 5 (5 PAT)
4. Jonathan Battle Jr..... 4 (3 PAT, 1 FG)
Larry Beard..... 4 (3 PAT, 1 FG)
Ironhead Gallon..... 4 (4 Punt)
7. Maurice Bing 3 (2 FG, 1 Punt)
Tim Camp 3 (3 Punt)
NaJee Thompson 3 (3 Punt)
Aaron Whitaker 3 (2 Punt, 1 FG)
Brancis Williams 3 (3 Punt)

Career Blocked Punt Leaders

1. David Young 6
2. Mark Giles 4
Ironhead Gallon..... 4
4. Tim Camp 3
NaJee Thompson 3
Brancis Williams 3

Career Blocked Field Goal Leaders

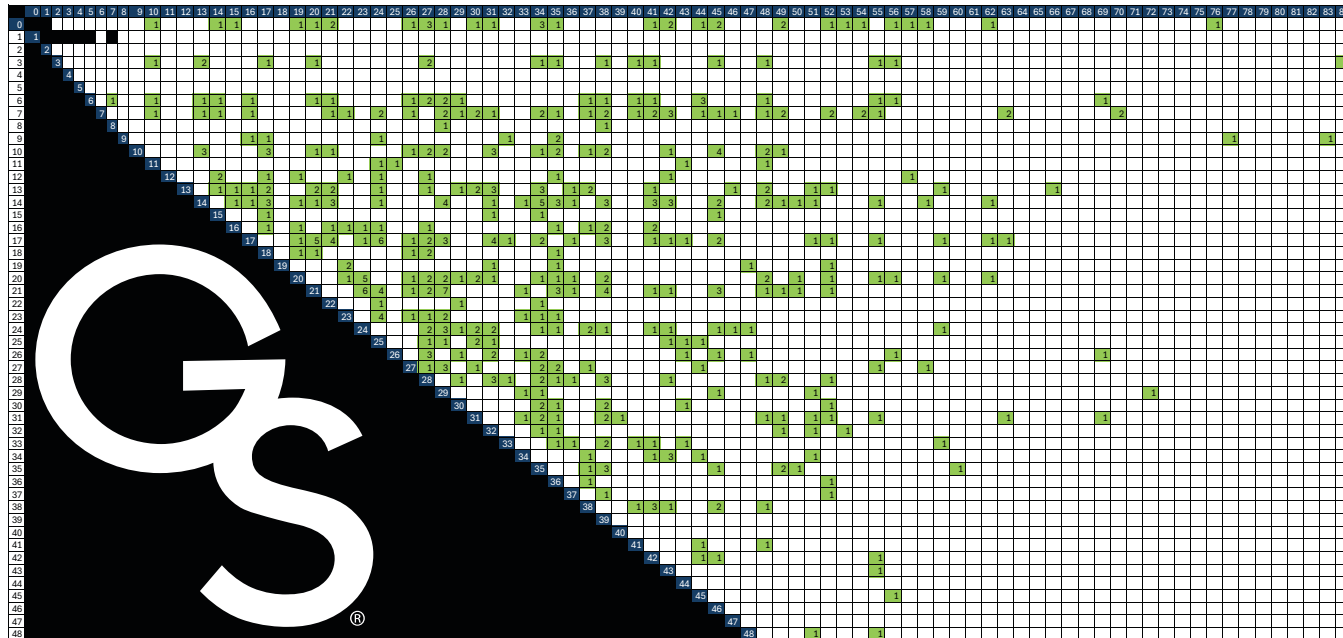
1. Maurice Bing 2
Clint Avret..... 2
Mark Giles 2

Career Blocked PAT Leaders

1. Brent Russell 5
2. Jonathan Battle Jr..... 3
Larry Beard..... 3



SCORIGAMI



WHAT IS SCORIGAMI?

Scorigami is the art of building final scores that have never happened before. The concept was thought of by Jon Bois who sought to find unique scores in NFL history. In this case, we use it to see how often a score or range of points scored occurs, essentially creating a heat map of results across Georgia Southern's modern football history (since 1982). Each data point is the final score of a Georgia Southern football game.

HOW DO I READ THIS CHART?

The winning team's score is along the top (horizontal axis) and the losing team's score is along the left (vertical axis). Scores marked in green have happened, scores in white have not yet happened, scores in black are impossible. The bottom half is all black because the losing team can not score more points than the winning team and there are no ties. The numbers inside the green squares are the amount of times that score has happened. The higher the number in the green square, the more common the score.

371

UNIQUE SCORES
in Georgia Southern's Modern
Football History (since 1982)

41-34

LAST SCORIGAMI
Sept. 13, 2025 vs. Jax State

38

**MOST COMMON
WINNING SCORE**

Has occurred 35 times, last
occurrence, 38-35 loss to Southern

Miss on Oct. 9, 2025

Next Closest: 28 points, 34 times

14&17

**MOST COMMON
LOSING SCORE**

Has occurred 45 times each

Most Common Final Football Scores in GS Modern Football History

Game Result

Score	Times	Last Occurance	GS Record
28-21	7	Sept. 29, 2018, win vs. Arkansas State	6-1
24-17	6	Oct. 29, 2020, win vs. South Alabama	4-2
23-21	6	Dec. 27, 2022, loss to Buffalo	3-3
34-14	5	Oct. 25, 2018, win vs. App State	3-2
23-20	5	Dec. 14, 2021, loss at NDSU	3-2
20-17	5	Sept. 6, 2024, win at Nevada	3-2
38-21	4	Sept. 28, 2024, win at Georgia State	4-0
31-17	4	Sept. 3, 2011, win at Samford	4-0
24-23	4	Oct. 12, 2024, win vs. Marshall	3-1
24-21	4	Oct. 9, 2021, loss at Troy	3-1
21-17	4	Nov. 4, 2017, loss vs. Georgia State	2-2
28-14	4	Oct. 19, 2024, win vs. James Madison	2-2
45-10	4	Sept. 18, 2021, loss at Arkansas	2-2

* - special thanks to Ken Landis at UCF for the inspiration and layout

ON THIS DATE*

DATE	2025 OPPONENT	H/A	ALL-TIME ON ...	LAST	HOME RECORD	AWAY RECORD	NEUTRAL RECORD	STREAK
AUG. 30	Fresno State	Away	1-4	2025, 42-14 loss at Fresno State	1-0	0-4	0-0	L3
SEPT. 6	USC	Away	3-2	2025, 59-20 loss at USC	3-1	0-1	0-0	L1
SEPT. 13	Jacksonville State	Home	3-2	2025, 41-34 win vs. Jax State	2-0	0-2	1-0	W1
SEPT. 20	Maine	Home	4-2	2025, 45-17 win over Maine	1-1	3-1	0-0	W2
SEPT. 27	James Madison	Away	3-2	2025, 35-10 loss at James Madison	3-1	0-1	0-0	L2
OCT. 9	Southern Miss	Home	4-3	2025, 38-25 loss to Southern Miss	3-2	1-1	0-0	L3
OCT. 18	Georgia State	Home	0-4	2008, 38-36 loss to #2 App State	0-1	0-3	0-0	L4
OCT. 25	Arkansas State	Away	4-1	2018, 34-14 win over #25 App State	2-1	2-0	0-0	W3
NOV. 6	App State	Away	3-4	2022, 38-31 loss to South Alabama	3-3	0-1	0-0	L2
NOV. 15	Coastal Carolina	Home	4-1	2014, 52-19 loss at Navy	1-0	3-1	0-1	L1
NOV. 22	Old Dominion	Home	1-0	1986, 28-7 win over SC State	1-0	0-0	0-0	W1
NOV. 29	Marshall	Away	3-0	2014, 22-16 win over ULM†	3-0	0-0	0-0	W3

* since 1982 (modern era of GS Football)

† - later vacated by NCAA



GAME 1 • AUG. 30, 2025 • VALLEY CHILDREN'S STADIUM • FRESNO, CALIF.

GEORGIA SOUTHERN FRESNO STATE

14
42

SCORING SUMMARY

	1	2	3	4	F
EAGLES (0-1)	7	7	0	0	14
BULLDOGS (1-1)	10	3	15	14	42

ATTENDANCE • 36,801

FRESNO, Calif. - Fresno State overcame three turnovers and scored four second-half rushing touchdowns to pull away for a 42-14 victory over Georgia Southern in non-conference football action at Valley Children's Stadium.

The Bulldogs jumped out to a 3-0 lead on a field goal on the first drive of the game, but a big tackle for loss from Davion Rhodes in the red zone played a key role in keeping State out of the end zone. After a long punt return, the Bulldogs punched it in with a 17-yard scoring run to quickly make it 10-0. The Eagles didn't flinch, and moved right back down the field in just 3:35 and eight plays to score when JC French IV found newcomer Camden Brown wide open for an 18-yard touchdown pass to cut the lead to three late in the first quarter.

A Brandon Tyson interception late in the first quarter set up a 4-yard touchdown pass from French IV to tight end River Helms to give the Eagles their first lead of the game. Fresno State drove deep into Eagle territory, but MJ Stroud forced a fumble at the goal line that was recovered by Rhodes to stop another drive. The second half was all Bulldogs as they outscored the Eagles 29-0 and outgained them 316-75. For the game, the Bulldogs piled up 351 yards on the ground.

Southern ran just 49 plays in the game as Fresno controlled the ball for 38:01 in the game.

SCORING SUMMARY

FS	7:35 re 1st - FG Lynch 36
FS	4:52 re 1st - Luke 17 run (Lynch kick)
GS	1:17 re 1st - Brown 18 pass from French IV (Bryant kick)
GS	11:33 re 2nd - Helms 4 pass from French IV (Bryant kick)
FS	0:00 re 2nd - FG Lynch 26
FS	8:36 re 3rd - Donelson 8 run (Freeman rush)
FS	1:50 re 3rd - Luke 12 run (Lynch kick)
FS	10:02 re 4th - Ramirez 3 run (Lynch kick)
FS	6:21 re 4th - Luke 29 run (Lynch kick)

TEAM STATISTICS

	GS	FS
First downs	13	29
Rushing yds.	21-84	45-351
Passing yds.	158	176
Passes	17-28-1	20-27-2
Total Offense	242	527
Punts-avg.	7-39.4	0-0.0
Fumbles-lost	0-0	1-1
Penalties-yds.	5-58	2-25
Time of poss.	21:59	38:01
Sacks by	0-0	0-0

INDIVIDUAL TOTALS

RUSHING — GS, Arnold 9-41, Mbadinga 4-20, French IV 4-15, Dallas 2-15, Bryan 1-3, Cobb 1-0; FS, Donelson 23-167, Luke 10-96, Gilliam 3-33, Warner 2-28, Ramirez 3-16, Arceneaux 3-11, Team 1-0.

PASSING — GS, French IV 17-28-1-158; FS, Warner 20-27-2-176.

RECEIVING — GS, Dallas 5-48, Brown 4-55, Cobb 3-25, Sanders Jr. 2-22, Bradshaw 1-5, Helms 1-4, Mbadinga 1-(-1); FS, Avit 4-31, Donelson 4-25, Farrar 3-39, Freeman 3-24, Luke 2-(-4), Ramirez 1-32, Malau'ulu 1-18, Anderson III 1-11, Gilliam 1-0.

GAME 2 • SEPT. 6, 2025 • L.A. MEMORIAL COLISEUM • LOS ANGELES, CALIF.

GEORGIA SOUTHERN USC

20
59

SCORING SUMMARY

	1	2	3	4	F
EAGLES (0-2)	6	7	7	0	20
TROJANS (2-0)	21	10	14	14	59

ATTENDANCE • 66,514

LOS ANGELES - Georgia Southern struck first, but in the end, the USC Trojans were too much in handing the Eagles a 59-20 defeat Saturday at the L.A. Memorial Coliseum in non-conference football action.

The Eagles forced a fumble on the first drive of the game when Prince Green III jarred the ball loose and Caleb Moore pounced on it. Three plays later, freshman Weston Bryan found Camden Brown for a 32-yard touchdown pass to put the Eagles up 6-0.

After the Trojans scored three touchdowns, the Eagles put together a seven-play, 75-yard scoring drive in the second quarter that was capped by JC French IV finding Brown for the 24-yard touchdown pass to make it 21-13. USC would add 24 straight points before French IV hit Dalen Cobb for a 13-yard touchdown pass late in the third quarter to make it 45-20.

French IV threw for 179 yards and two scores while Brown had three catches for 75 yards and a pair of touchdowns. Brandon Tyson led the defense with 11 stops.

Eleven different receivers caught a pass for the Eagles, the second-most in program history.

SCORING SUMMARY

GS	13:01 re 1st - Brown 32 pass from Bryan (pass failed)
SC	8:50 re 1st - Lane 12 pass from Maiava (Sayeri kick)
SC	6:53 re 1st - Lemon 62 pass from Maiava (Sayeri kick)
SC	2:14 re 1st - Lemon 74 pass from Maiava (Sayeri kick)
GS	11:32 re 2nd - Brown 24 pass from French IV (Bryant kick)
SC	8:52 re 2nd - FG Sayeri 26
SC	3:31 re 2nd - Lyons 14 pass from Maiava (Sayeri kick)
SC	10:49 re 3rd - Jordan 36 run (Sayeri kick)
SC	7:58 re 3rd - Sanders 1 run (Sayeri kick)
GS	1:34 re 3rd - Cobb 13 pass from French IV (Bryant kick)
SC	12:55 re 4th - Sanders 5 run (Sayeri kick)
SC	10:24 re 4th - Miller 41 run (Sayeri kick)

TEAM STATISTICS

	GS	SC
First downs	26	28
Rushing yds.	33-142	33-309
Passing yds.	235	446
Passes	24-45-1	20-30-1
Total Offense	377	755
Punts-avg.	7-40.3	3-43.0
Fumbles-lost	1-0	1-1
Penalties-yds.	1-1	8-93
Time of poss.	29:48	30:12
Sacks by	0-0	4-26

INDIVIDUAL TOTALS

RUSHING — GS, Samuel 4-58, Arnold 8-45, Mbadinga 11-39, Helton 1-3, Gibbs 1-3, French IV 7-(-2), Cobb 1-(-4); SC, Jordan 16-167, Miller 3-56, Sanderd 8-52, Dalton III 3-24, Longstreet 1-6, Maiava 2-5.

PASSING — GS, French IV 19-35-1-179, Bryan 1-1-0-32, Helton 4-9-24; SC, Maiava 16-24-0-412, Longstreet 4-6-0-34.

RECEIVING — GS, Cobb 6-59, Brown 3-75, Dallas 3-24, Green 3-19, Sanders Jr. 2-24, Gary 2-8, Gibbs 1-17, Mays 1-5, Arnold 1-1, Mbadinga 1-(-4); SC, Lemon 4-158, Lane 3-91, Jordan 3-28, Hines 3-21, Lyons 2-40, McRee 2-34, Sanders 2-13, Williams 1-61.



GAME 3 • SEPT. 13, 2025 • ALLEN E. PAULSON STADIUM • STATESBORO, GA.

JAX STATE GEORGIA SOUTHERN

34 41

SCORING SUMMARY	1	2	3	4	F
GAMECOCKS (1-2)	14	10	10	0	34
EAGLES (1-2)	17	14	0	10	41

ATTENDANCE • 24,585

STATESBORO - OJ Arnold rushed for a career-high 128 yards, including the go-ahead touchdown with 6:23 left in the fourth quarter, to give Georgia Southern a 41-34 victory over Jacksonville State on at Paulson Stadium in front of 24,585 fans, the fifth-largest crowd in stadium history.

With the score tied at 34-all, the Eagles embarked on a six play, 65-yard drive that culminated in a 6-yard touchdown run by Arnold. Georgia Southern's defense forced a punt on the next Jacksonville State drive, then the Eagles ran the clock out to preserve the victory. Arnold had 80 of his 128 yards in the second half, including 26 on the game-ending drive.

Both teams combined for 31 points in an explosive first quarter. JC French IV had a 2-yard touchdown run to open the scoring for the Eagles, while the Gamecocks answered with a Gavin Wimsatt 10-yard touchdown run. Dalen Cobb then took the ensuing kickoff 95 yards for a touchdown, the longest by an Eagle in Paulson Stadium history.

French IV finished the day 16-for-24 passing for 191 yards and a touchdown, while adding 33 yards and a touchdown on the ground. Cobb had six catches for 70 yards in addition to his 129 return yards. Brandon Tyson led the Eagles defensively with his second straight game notching 11 tackles.

SCORING SUMMARY

GS	11:04 re 1st - French IV 2 run (Bryant kick)
JAX	6:34 re 1st - Wimsatt 10 run (Rippa kick)
GS	6:22 re 1st - Cobb 95 kickoff return (Bryant kick)
JAX	3:42 re 1st - Rechsteiner 56 pass from Wimsatt (Rippa kick)
GS	1:44 re 1st - FG Bryant 37
GS	14:56 re 2nd - Brown 18 pass from French IV (Bryant kick)
JAX	10:38 re 2nd - FG Rippa 30
GS	5:54 re 2nd - Arnold 32 run (Bryant kick)
JAX	0:24 re 2nd - Wimsatt 6 run (Rippa kick)
JAX	9:34 re 3rd - FG Rippa 33
JAX	0:22 re 3rd - Rechsteiner 14 run (Rippa kick)
GS	11:19 re 4th - FG Bryant 43
GS	6:23 re 4th - Arnold 6 run (Bryant kick)

TEAM STATISTICS

	JAX	GS
First downs	22	24
Rushing yds.	42-214	42-219
Passing yds.	180	191
Passes	17-25-1	16-24-0
Total Offense	394	410
Punts-avg.	4-34.8	2-41.0
Fumbles-lost	1-0	1-1
Penalties-yds.	3-15	5-61
Time of poss.	30:30	29:30
Sacks by	0-0	1-3

INDIVIDUAL TOTALS

RUSHING — JAX, Cook 21-120, Wimsatt 12-59, Rechsteiner 1-14, Creel 3-13, Lando 5-8; GS, Arnold 16-128 French IV 9-33, Mbadinga 8-26, Samuel 3-14, Cobb 1-12, Bryan 3-8, Team 2-(2).

PASSING — JAX, Wimsatt 16-24-1-178, Backe 1-1-0-2; GS, French IV 16-24-0-191.

RECEIVING — JAX, Coombs 6-58, Rechsteiner 4-69, Baldwin 3-42, Johnson 1-6, Pettway 1-3, Cook 1-0, Rippa 1-0; GS, Cobb 6-70, Sanders Jr. 3-38, Brown 2-33, Gibbs 2-15, Gary 1-16, Bradshaw 1-14, Arnold 1-5.

GAME 4 • SEPT. 20, 2025 • ALLEN E. PAULSON STADIUM • STATESBORO, GA.

MAINE GEORGIA SOUTHERN

17 45

SCORING SUMMARY	1	2	3	4	F
BLACK BEARS (0-4)	7	7	3	0	17
EAGLES (2-2)	7	10	14	14	45

ATTENDANCE • 23,217

STATESBORO - Georgia Southern football piled up 516 yards of offense to even its record on the season, defeating Maine by a 45-17 score at Paulson Stadium.

Georgia Southern led 17-14 at halftime thanks to 3-yard touchdown runs by OJ Arnold and Dalen Cobb, as well as a 22-yard field goal by Tripp Bryant. Maine had a 27-yard touchdown run by quarterback Carter Peevy and a 76-yard interception return by Devin Vaught off of a tipped ball. A trick play helped the Eagles to their first score of the second half as Cobb connected with Camden Brown on a 44-yard pass to the Maine half-yard line. Freshman QB Weston Bryan then ran for his first collegiate touchdown on the next play to make the score 24-14.

A muffed punt by the Black Bears, recovered by Jackson Wheeler, led to a 12-yard touchdown pass from Arnold to Brown with 14:01 left in the fourth quarter. It was the fourth straight game in which Brown has caught a touchdown pass, only the second Eagle to do so in Georgia Southern football history. Teddy Craft caught a touchdown pass in five straight games during the 2004 season. The Eagles then capped the scoring with a 1-yard touchdown run by Jamarian Samuel, his first collegiate touchdown, midway through the fourth quarter.

MJ Stroud led the defense with two and a half sacks and another tackle for loss.

SCORING SUMMARY

UM	11:28 re 1st - Peevy 27 run (Tremblay kick)
GS	2:11 re 1st - Arnold 3 run (Bryant kick)
GS	11:24 re 2nd - FG Bryant 22
GS	5:56 re 2nd - Cobb 3 run (Bryant kick)
UM	1:07 re 2nd - Vaught 76 interception return (Tremblay kick)
GS	10:43 re 3rd - Bryan 1 run (Bryant kick)
UM	5:59 re 3rd - FG Tremblay 33
GS	3:26 re 3rd - Cobb 25 pass from French IV (Bryant kick)
GS	14:01 re 4th - Brown 12 pass from Arnold (Bryant kick)
GS	8:50 re 4th - Samuel 1 run (Bryant kick)

TEAM STATISTICS

	UM	GS
First downs	17	28
Rushing yds.	30-109	40-206
Passing yds.	139	310
Passes	19-34-1	22-37-1
Total Offense	248	516
Punts-avg.	4-36.0	3-45.3
Fumbles-lost	1-1	2-1
Penalties-yds.	3-12	8-70
Time of poss.	31:30	28:30
Sacks by	0-0	3-30

INDIVIDUAL TOTALS

RUSHING — UM, Baines 7-41, Laughlin 6-33, Peevy 4-30, Marshall 7-22, Ewing 1-5, Klefsaas 2-5, Woods 1-(-2), Drezek 2-(-25); GS, Arnold 13-85, French IV 6-42, Mbadinga 7-36, Bryan 4-19, Samuel 5-15, Cobb 3-8, Todd 2-1.

PASSING — UM, Peevy 13-22-0-88, Drezek 6-12-1-51; GS, French IV 19-31-1-253, Cobb 1-1-0-44, Arnold 1-1-0-12, Helton 1-1-0-1, Bryan 0-1-0-0, Team 0-2-0-0.

RECEIVING — UM, Marshall 4-25, Baines 3-11, Stephens 2-24, Laughlin 2-2, Rossito 1-24, McKevitt 1-15, Irefin 1-14, Woods 1-9, Arteaga 1-7, Pratts III 1-5, Mahan 1-3, Ewing 1-0; GS, Brown 6-118, Sanders Jr. 5-68, Cobb 4-49, Green 2-37, Bradshaw 2-16, Arnold 1-12, Mbadinga 1-9, Baker 1-1.



GAME 5 • SEPT. 27, 2025 • BRIDGEFORTH STADIUM • HARRISONBURG, VA.

GEORGIA SOUTHERN JAMES MADISON

10
35

SCORING SUMMARY

	1	2	3	4	F
EAGLES (2-3, 0-1)	0	3	7	0	10
DUKES (3-1, 1-0)	7	14	14	0	35

ATTENDANCE • 25,029

HARRISONBURG, Va. - James Madison used two 100-yard rushers and several big plays to pull away from Georgia Southern with a 35-10 win in Sun Belt Conference football action at Bridgeforth Stadium.

The Eagles forced the Dukes into seven incompletions and kept them scoreless in the fourth quarter, but James Madison piled up 331 rushing yards and scored touchdowns on five straight possessions between the first and third quarters.

Quarterback JC French IV connected with Taylor Bradshaw for a 12-yard touchdown late in the third quarter to cap Georgia Southern's best drive of the day, a quick 75-yard march that included a 43-yard strike to Camden Brown, who finished with five catches for 111 yards. For Bradshaw, it was his first collegiate touchdowns catch and it marked the second straight game Brown had topped 100 yard receiving.

Kicker Tripp Bryant put the Eagles on the board in the second quarter with a 26-yard field goal, finishing off an 11-play, 68-yard drive.

On defense, linebacker Brendan Harrington led all tacklers with 13 stops, while Ayden Jackson and Brandon Tyson each added eight.

SCORING SUMMARY

JMU	7:23 re 1st - Knight 40 run (Suarez kick)
JMU	9:15 re 2nd - Barnett III 4 run (Suarez kick)
GS	4:15 re 2nd - FG Bryant 26
JMU	4:01 re 2nd - Harris-Lopez 88 kickoff return (Suarez kick)
JMU	8:59 re 3rd - Dippre 17 pass from Barnett III (Suarez kick)
JMU	1:57 re 3rd - Fuller 26 run (Suarez kick)
GS	0:40 re 3rd - Bradshaw 12 pass from French IV (Bryant kick)

TEAM STATISTICS

	GS	JMU
First downs	10	29
Rushing yds.	26-27	53-311
Passing yds.	165	148
Passes	14-24-0	11-22-0
Total Offense	192	479
Punts-avg.	8-43.6	4-25.2
Fumbles-lost	2-0	0-0
Penalties-yds.	2-20	7-60
Time of poss.	24:10	35:50
Sacks by	0-0	7-32

INDIVIDUAL TOTALS

RUSHING — GS, Mbadinga 3-14, Cobb 3-13, Arnold 4-10, Bryan 2-3, Team 1-(-5), French IV 13-(-8); JMU, Knight 19-151, Fuller 16-137, Barnett III 10-32, Evans 1-12, Sluka 2-10, McCarter 2-1, Team 3-(-12).

PASSING — GS, French IV 14-24-0-165; JMU, Barnett III 11-22-0-148.

RECEIVING — GS, Brown 5-111, Cobb 4-15, Bradshaw 2-16, Sanders Jr. 2-15, Mbadinga 1-8; JMU, Knight 4-35, Dippre 2-42, Ellis 2-40, DeGennaro 2-26, Sanchez 1-5.

GAME 6 • OCT. 9, 2025 • ALLEN E. PAULSON STADIUM • STATESBORO, GA.

SOUTHERN MISS GEORGIA SOUTHERN

34
41

SCORING SUMMARY

	1	2	3	4	F
GOLDEN EAGLES (4-2, 2-0)	7	21	7	3	38
EAGLES (2-4, 0-2)	7	0	14	14	35

ATTENDANCE • 20,032

STATESBORO - Visiting Southern Miss built a 21-point halftime lead, then held on after a furious second-half comeback by Georgia Southern to pick up a 38-35 Sun Belt Conference football victory on Thursday evening from Paulson Stadium.

The Eagles opened the scoring in the game midway through the first quarter on a David Mbadinga 2-yard touchdown run, set up by a 25-yard connection from JC French IV to Camden Brown. Southern Miss scored 28 straight before French scored on a 5-yard run, but the Golden Eagles answered with a touchdown to make it a 21-point game again. But French hooked up with Marcus Sanders Jr. for a 39-yard touchdown pass on the next drive, his ninth straight game with a TD pass for the Eagles that made the score 35-21 with 1:19 left in the third quarter.

The Golden Eagles got a 42-yard field goal with 10:24 left in the fourth quarter, but the Eagles cut the lead to 10, 38-28, on French's 26-yard touchdown pass to Brown. After a three-and-out by Southern Miss, the Eagles cut the lead to three on a 2-yard touchdown run by French with 2:17 remaining, but Southern Miss recovered the onside kick and ran out the clock.

Brown led the Eagles with 12 catches for 158 yards and a score while French threw for 313 yards and two scores. Linebacker Brendan Harrington led the defense with 12 tackles.

SCORING SUMMARY

GS	8:23 re 1st - Mbadinga 2 run (Bryant kick)
USM	4:42 re 1st - Chapman 50 pass from Braxton (Wilbanks kick)
USM	14:56 re 2nd - Pittman 2 run (Wilbanks kick)
USM	5:06 re 2nd - Chester 30 pass from Braxton (Wilbanks kick)
USM	1:18 re 2nd - Pittman 2 run (Wilbanks kick)
GS	7:03 re 3rd - French IV 5 run (Bryant kick)
USM	4:24 re 3rd - Jones 3 run (Wilbanks kick)
GS	1:19 re 3rd - Sanders Jr. 39 pass from French IV (Bryant kick)
USM	10:24 re 4th - FG Wilbanks 42
GS	6:20 re 4th - Brown 26 pass from French IV (Bryant kick)
GS	2:14 re 4th - French IV 2 run (Bryant kick)

TEAM STATISTICS

	USM	GS
First downs	25	24
Rushing yds.	48-184	34-82
Passing yds.	237	313
Passes	19-28-0	24-43-3
Total Offense	237	313
Punts-avg.	6-34.3	5-46.6
Fumbles-lost	4-1	0-0
Penalties-yds.	8-68	12-104
Time of poss.	30:57	29:53
Sacks by	5-30	1-4

INDIVIDUAL TOTALS

RUSHING — USM, Pittman 31-140, Jones 4-29, Braxton 8-17, Davis 1-1, Team 3-(-10); GS, Arnold 3-56, Mbadinga 8-28, French IV 13-(-2).

PASSING — USM, Braxton 19-28-0-237; GS, French IV 24-43-3-313.

RECEIVING — USM, Metcalf 4-62, Brown 4-55, Chapman 4-52, Chester 2-43, Davis 2-15, Heath 1-5, Morris 1-4, Pittman 1-1; GS, Brown 12-158, Sanders Jr. 4-70, Cobb 4-40, Green 2-33, Mbadinga 1-6, Bradshaw 1-6.



RECORD	OVERALL	HOME	AWAY	NEUTRAL
ALL GAMES	2-4	2-1	0-3	0-0
CONFERENCE	0-2	0-1	0-1	0-0
NON-CONFERENCE	2-2	2-0	0-2	0-0

RESULTS

DATE	OPPONENT	RESULT/TIME	SCORE	ATTEND.	TV
AUG. 30	at Fresno State	L/9:30 PM ET	14-42	36,801	FS1
SEPT. 6	at USC	L/7:30 PM ET	20-59	66,514	FS1
SEPT. 13	Jacksonville State	W/7:02 PM ET	41-34	24,585	ESPN+
SEPT. 20	Maine	W/7:02 PM ET	45-17	23,217	ESPN+
SEPT. 27	at James Madison	L/1:32 PM ET	35-10	25,029	ESPN+
OCT. 9	Southern Miss	L/8:05 PM ET	38-35	20,023	ESPN2
OCT. 18	Georgia State				
OCT. 25	at Arkansas State				
NOV. 6	at App State				
NOV. 15	Coastal Carolina				
NOV. 22	Old Dominion				
NOV. 29	at Marshall				

TEAM STATISTICS

	GS	OPP
Scoring	165	225
Points per game	27.5	37.5
Points Off Turnovers	34	24
First Downs	125	150
Rushing	47	77
Passing	66	60
Penalty	12	13
Rushing Yardage	760	1497
Yards gained rushing	870	1581
Yards lost rushing	110	84
Rushing attempts	196	251
Average per rush	3.9	6.0
Average per game	126.7	249.5
TDs Rushing	10	19
Passing Yardage	1372	1329
Comp-Att-Int	117-201-6	106-166-4
Average per pass	6.8	8.0
Average per catch	11.7	12.5
Average per game	228.7	221.5
TDs Passing	11	8
Total offense	2132	2826
Total plays	397	417
Average per play	5.4	6.8
Average per game	355.3	471.0
Kick returns: #-Yards	15-364	12-300
Punt returns: #-Yards	5-33	9-75
Int returns: #-Yards	4-0	6-100
Kick return average	24.3	25.0
Punt return average	6.6	8.3
Int return average	0.0	16.7
Fumbles-Lost	6-2	8-4
Penalties-Yards	33-312	31-273
Average per game	52.0	45.5
Punts-Yards	32-1358	21-719
Average per punt	42.4	34.2
Net punt average	39.5	32.7
Kickoffs-Yards	31-1933	41-2531
Average per kick	62.4	61.7
Net kick average	37.1	37.0
Time of possession / game	27:08	32:50
3rd-down conversion	35/81	33/73
3rd-down pct	43%	45%
4th-down conversion	4/6	3/7

SCORE BY QUARTERS

	1st	2nd	3rd	4th	OT	Total
Ga. Southern	44	41	42	38	0	165
Opponents	66	65	63	31	0	225

RUSHING

	GP	Att	Gain	Loss	Net	Avg	TD	Long	Avg/G
OJ Arnold	6	63	367	2	365	5.8	3	41	60.8
David Mbadina	6	41	164	1	163	4.0	1	11	27.2
Jamarian Samuel	4	12	87	0	87	7.3	1	36	21.8
JC French IV	6	52	164	86	78	1.5	3	11	13.0
Weston Bryan	6	10	34	1	33	3.3	1	7	5.5
Dalen Cobb	6	9	42	13	29	3.2	1	12	4.8
Josh Dallas	2	2	5	0	5	2.5	0	5	2.5
Terrance Gibbs	4	1	3	0	3	3.0	0	3	0.8
Turner Helton	2	1	3	0	3	3.0	0	3	1.5
Taeo Todd	4	2	1	0	1	0.5	0	1	0.3
Team	6	3	0	7	-7	-2.3	0	0	-1.2
Total	6	196	870	110	760	3.9	10	41	126.7
Opponents	6	251	1581	84	1497	6.0	19	41	249.5

PASSING

	G	Effic	Comp-Att-Int	Pct	Yds	TD	Lng	Avg/G
JC French IV	6	125.7	109-85-6	58.9	1259	9	43	209.8
Turner Helton	2	71.0	5-10-0	50.0	25	0	11	12.5
Weston Bryan	6	349.4	1-2-0	50.0	32	1	32	5.3
OJ Arnold	6	530.8	1-1-0	100.0	12	1	12	2.0
Dalen Cobb	6	469.6	1-1-0	100.0	44	0	44	7.3
Team	6	0.0	0-2-0	0.0	0	0	0	0.0
Total	6	127.6	117-201-6	58.2	1372	11	44	228.7
Opponents	6	142.2	106-166-4	63.9	1329	8	74	221.5

RECEIVING

	G	No.	Yds	Avg	TD	Long	Avg/G
Camden Brown	6	32	550	17.2	6	44	91.7
Dalen Cobb	6	27	258	9.6	2	25	43.0
Marcus Sanders Jr.	6	18	237	13.2	1	39	39.5
Josh Dallas	2	8	68	8.5	0	17	34.0
Ahmon Green	6	7	89	12.7	0	29	14.8
Taylor Bradshaw	6	7	57	8.1	1	14	9.5
David Mbadina	6	5	18	3.6	0	9	3.0
OJ Arnold	6	3	18	6.0	0	12	3.0
Terrance Gibbs	4	3	32	10.7	0	17	8.0
Dylan Gary	5	3	24	8.0	0	16	4.8
River Helms	1	1	4	4.0	1	4	4.0
Carmelo Mays	1	1	5	5.0	0	5	5.0
Bryce Baker	6	1	1	1.0	0	1	0.2
Antavious Murphy	3	1	11	11.0	0	11	3.7
Total	6	117	1372	11.7	11	44	228.7
Opponents	6	106	1329	12.5	8	74	221.5

TOTAL OFFENSE

	G	Plays	Rush	Pass	Total	Avg/G
JC French IV	6	237	78	1259	1337	222.8
OJ Arnold	6	64	365	12	377	62.8
David Mbadina	6	41	163	0	163	27.2
Jamarian Samuel	4	12	87	0	87	21.8
Dalen Cobb	6	10	29	44	73	12.2
Weston Bryan	6	12	33	32	65	10.8
Turner Helton	2	11	3	25	28	14.0
Josh Dallas	2	2	5	0	5	2.5
Terrance Gibbs	4	1	3	0	3	0.8
Taeo Todd	4	2	1	0	1	0.3
Total	6	397	760	1372	2132	355.3
Opponents	6	417	1497	1329	2826	471.0



SCORING

	TD	FGs	PATs				DXP	Saf	Points
			Kick	Rush	Rcv	Pass			
Camden Brown	6	-	-	-	-	-	-	-	36
Tripp Bryant	-	4-5	21-21	-	-	-	-	-	33
Dalen Cobb	4	-	-	-	-	-	-	-	24
OJ Arnold	3	-	-	-	-	-	-	-	18
JC French IV	3	-	-	-	-	-	-	-	18
River Helms	1	-	-	-	-	-	-	-	6
Marcus Sanders Jr.	1	-	-	-	-	-	-	-	6
Taylor Bradshaw	1	-	-	-	-	-	-	-	6
David Mbadinga	1	-	-	-	-	-	-	-	6
Jamarian Samuel	1	-	-	-	-	-	-	-	6
Weston Bryan	1	-	-	-	-	-	-	-	6
Total	22	4-5	21-21	0	0	0	0	0	165
Opponents	29	7-8	28-28	1	0	0	0	0	225

PUNT RETURNS

	No.	Yds	Avg	TD	Long
Peyton Plott	4	33	8.3	0	18
Josh Dallas	1	0	0.0	0	0
Total	5	33	6.6	0	18
Opponents	9	75	8.3	0	54

KICK RETURNS

	No.	Yds	Avg	TD	Long
Dalen Cobb	8	239	29.9	1	95
Jamarian Samuel	5	85	17.0	0	20
Terrance Gibbs	1	34	34.0	0	34
David Mbadinga	1	6	6.0	0	6
Total	15	364	24.3	1	95
Opponents	12	300	25.0	1	88

INTERCEPTION RETURNS

	No.	Yds	Avg	TD	Long
Chance Gamble	1	0	0.0	0	0
Brandon Tyson	1	0	0.0	0	0
Ayden Jackson	1	0	0.0	0	0
Elijah McDowell	1	0	0.0	0	0
Total	4	0	0.0	0	0
Opponents	6	100	16.7	1	76

FUMBLE RETURNS

	No.	Yds	Avg	TD	Long
Brandon Tyson	1	10	10.0	0	10
Jackson Wheeler	1	0	0.0	0	0
Davion Rhodes	1	0	0.0	0	0
Caleb Moore	1	0	0.0	0	0
Total	4	10	2.5	0	10
Opponents	2	28	14.0	0	28

ALL-PURPOSE YARDS

	G	Rush	Rec	PR	KOR	IR	Tot	Avg/G
Camden Brown	6	0	550	0	0	0	550	91.7
Dalen Cobb	6	29	258	0	239	0	526	87.7
OJ Arnold	6	365	18	0	0	0	383	63.8
Marcus Sanders Jr.	6	0	237	0	0	0	237	39.5
David Mbadinga	6	163	18	0	6	0	187	31.2
Jamarian Samuel	4	87	0	0	85	0	172	43.0
Ahmon Green	6	0	89	0	0	0	89	14.8
JC French IV	6	78	0	0	0	0	78	13.0
Josh Dallas	2	5	68	0	0	0	73	36.5
Terrance Gibbs	4	3	32	0	34	0	69	17.3
Taylor Bradshaw	6	0	57	0	0	0	57	9.5
Peyton Plott	5	0	0	33	0	0	33	6.6
Weston Bryan	6	33	0	0	0	0	33	5.5
Dylan Gary	5	0	24	0	0	0	24	4.8
Antavious Murphy	3	0	11	0	0	0	11	3.7
Carmelo Mays	1	0	5	0	0	0	5	5.0
River Helms	1	0	4	0	0	0	4	4.0
Turner Helton	2	3	0	0	0	0	3	1.5
Bryce Baker	6	0	1	0	0	0	1	0.2
Taeo Todd	4	1	0	0	0	0	1	0.3
Team	6	-7	0	0	0	0	-7	-1.2
Total	6	760	1372	33	364	0	2529	421.5
Opponents	6	1497	1329	75	300	100	3301	550.2

PUNTING

	No.	Yds	Avg	Long	TB	FC	I20	50+	Blkd
Alex Smith	32	1358	42.4	55	1	12	9	4	0
Total	32	1358	42.7	55	1	12	9	4	0
Opponents	21	719	34.2	48	0	9	6	0	0

KICKOFFS

	No.	Yds	Avg	TB	OB	Retn	Net	Yd Ln
Evan Scruggs	29	1810	62.4	13	3	-	-	-
TJ Hartley	2	123	61.5	0	0	-	-	-
Total	31	1933	62.4	13	3	11	37.1	27
Opponents	41	2531	61.7	26	0	15	37.0	28

FIELD GOALS

	FGM-FGA	Pct	01-19	20-29	30-39	40-49	50-99	Lg	Blk
Tripp Bryant	4-5	80.0	0-0	2-2	1-1	1-2	0-0	43	0
Opponents	7-8	87.5	0-0	2-2	4-4	1-2	0-0	36	0

FIELD GOAL SEQUENCE

	Georgia Southern	Opponent
Fresno State		(36), (26)
USC		(26)
Jacksonville State	(37), (43)	(30), (33)
Maine	(22), 46	(33)
James Madison	(26)	44
Southern Miss		(42)
Georgia State		
Arkansas State		
App State		
Coastal Carolina		
Old Dominion		
Marshall		

*Number in (parentheses) indicates field goal was made



DEFENSE

	GP	Solo	Ast	Total	TFL/Yds	Sacks-Yds	Int-Yds	PBU	QBH	F. Rcv-Yds	FF	Blocked Kicks	Safety
Brendan Harrington	6	30	16	46	1-3
Brandon Tyson	6	28	18	46	1-5	.	1-0	1	1	1-10	.	.	.
Justin Meyers	6	22	14	36	.	.	.	3
Ayden Jackson	6	19	13	32	1-2	.	1-0	1	1
Jacob Ferguson	6	10	17	27	2-3	.	.	1	3
Tracy Hill Jr.	6	18	3	21	2-3	.	.	2
Davion Rhodes	6	7	10	17	2-9	.	.	.	1	1-0	.	.	.
Chance Gamble	4	10	6	16	.	.	1-0	2
Dorrian Smith	6	11	4	15	3-7	.	.	2	.	.	1	.	.
MJ Stroud	6	9	6	15	7.5-40	2.5-28	.	.	2	.	1	.	.
Devan Lowe	6	4	10	14
Devin Collier	6	7	7	14
Jayden Davis	1	6	4	10
Caleb Moore	6	2	7	9	0.5-1	.	.	.	1	1-0	.	.	.
Prince Green	5	6	3	9	.	.	.	1	1	.	1	.	.
Chris Crouch	6	5	4	9
Uche Iloh	5	3	5	8	0.5-0
Jaquari Brown	6	8	.	8	1-1	.	.	2	.	.	1	.	.
Akeondre Chaney	5	5	1	6	1-1
Phillip Gladney	6	2	4	6	.	.	.	1
Holden Trice	6	3	2	5	1.5-4	1-3
CJ Allen	5	3	2	5	1.5-6	1-4	.	.	1
Taylor Bradshaw	6	4	.	4
Eli Anders	5	3	1	4
Jakwon McGinney	4	1	3	4
Bryce Baker	6	1	3	4
Ethan Johnson	3	1	2	3
Kebba Secka	6	.	3	3	0.5-2	0.5-2
Latrell Bullard	3	.	3	3
Jaylen Bentley	5	1	1	2
AJ Brown Sr.	6	2	.	2
Elijah McDowell	4	1	1	2	.	.	1-0
Jacob Hammonds	5	1	1	2
Elijah Fears	6	1	1	2
Jeremiah Holmes	6	1	.	1
Johnnie Brown III	6	1	.	1
JC French IV	6	1	.	1
Terrance Gibbs	4	1	.	1
Davon Hicks	1	.	1	1
Weston Bryan	6	1	.	1
Jackson Wheeler	6	1	.	1	1-0	.	.	.
Totals	6	240	176	416	26-87	5-37	4-0	16	11	4-10	4	0	0
Opponents	6	202	170	372	29-123	16-88	6-100	20	13	2-28	3	0	0



GAME-BY-GAME TEAM STATISTICS

GAME BY GAME TEAM STATISTICS																													
GM	FINAL SCORE	1	2	3	4	OT	1ST DOWNS		RUSHING		PASSING			TOT OFF		PUNTS		PEN		3RD	4TH	RED	SACKS	FIELD	POSSESSION TIME				
							R-P-PN	TOT	NO-YDS-TD	C-A-I	YDS	TD	ATT-YDS	NO-AVG	F-FL	NO-YDS	DNS	DNS	ZONE	NO-YDS	GOALS	1	2	3	4	TOT			
GS	14	7	10	7	13	0	3-9-1	13	21-84-0	17-28-1	158	2	49-242	7-39.4	0-0	5-58	4-11	0-0	2-2	0-0	0-0	5:52	7:48	5:49	2:30	21:59			
FRES	42	10	3	15	14	0	16-12-1	29	45-351-5	20-27-2	176	0	72-527	0-0	1-1	2-25	6-10	1-1	6-7	0-0	2-2	9:08	7:12	9:11	12:30	38:01			
GS	20	6	7	7	0	0	9-12-5	26	33-142-0	24-45-1	235	3	78-377	7-40.3	1-0	1-1	4-15	2-3	1-2	0-0	0-0	6:25	9:28	9:06	4:49	29:48			
USC	59	21	10	14	14	0	13-14-1	28	33-309-4	20-30-0	436	4	63-755	3.43.0	1-1	8-93	5-9	0-0	5-5	4-26	1-1	8:35	5:32	5:54	10:11	30:12			
GS	41	17	14	0	10	0	13-11-0	24	42-219-3	16-24-0	191	1	66-410	2-41.0	1-1	5-61	7-11	0-0	4-4	1-3	2-2	6:06	8:07	3:56	11:21	29:30			
JSU	34	14	10	10	10	0	13-8-1	22	42-214-3	17-25-1	180	1	67-394	4-34.8	0-0	3-15	7-14	0-0	5-5	0-0	2-2	8:54	6:53	11:04	3:39	30:30			
GS	45	7	10	14	14	0	13-14-1	28	40-206-4	22-37-1	310	2	77-516	3-45.3	1-1	8-70	9-15	0-0	6-6	3-30	1-2	8:29	8:36	4:16	7:09	28:30			
MAINE	17	7	7	3	0	0	6-8-3	17	30-109-1	19-34-1	139	0	64-248	4-36.0	1-1	3-12	1-12	2-6	1-2	0-0	1-1	6:31	6:24	10:44	7:51	31:30			
GS	10	0	3	7	0	0	3-5-3	10	26-27	14-24-0	165	1	50-193	8-43.6	2-0	2-20	4-14	0-1	2-3	0-0	1-1	7:47	8:38	3:55	3:50	24:10			
JMU	35	7	14	14	0	0	19-9-1	29	53-331	11-22-0	148	1	75-479	4-25.3	0-0	7-60	8-13	0-0	2-2	7-32	0-1	7:13	6:22	11:05	11:10	34:50			
GS	35	7	0	14	14	0	6-15-3	24	34-82-3	24-43-3	313	2	77-395	5-46.6	0-0	12-104	7-15	2-2	3-3	1-4	0-0	7:24	6:55	8:50	5:54	29:03			
USM	38	7	21	7	3	0	10-9-6	25	48-184-3	19-28-0	237	2	76-421	6-34.3	3-0	8-68	6-15	0-0	3-3	5-30	1-1	7:36	8:05	6:10	9:06	30:57			
GS																													
GSU																													
GS																													
ASU																													
GS																													
APP																													
GS																													
CCU																													
GS																													
ODU																													
GS																													
MAR																													

GS RED ZONE SUMMARY

AS RED ZONE SUMMARY

OPPONENT	SCORE	TIMES IN		POINTS	TDS	RUSH		PASS		----- FAILED TO SCORE INSIDE 20 -----					
		RED ZONE	SCORES			TDS	TDS	TDS	FGS	FGA	DOWNS	INT	FUM	HALF	GAME
at Fresno State	L, 14-42	2	2	14	2	0	2	0	0	0	0	0	0	0	0
at USC	L, 20-59	2	1	7	1	0	1	0	0	0	0	0	0	0	1
Jacksonville St.	W 41-34	4	4	24	3	2	1	1	1	1	0	0	0	0	0
Maine	W 45-14	6	6	38	5	4	1	1	1	1	0	0	0	0	0
at JMU	L 35-10	3	2	10	1	0	1	1	1	1	1	0	0	0	0
Southern Miss	L 38-35	3	3	21	3	3	0	0	0	0	0	0	0	0	0
Georgia State															
at Arkansas State															
at App State															
Coastal Carolina															
Old Dominion															
at Marshall															
Totals 18 of 20 (90.0%)		20	18	114	15	6	6	3	3	1	0	0	0	0	1

OPPONENT RED ZONE SUMMARY

OPPONENT	SCORE	TIMES IN				RUSH	PASS	----- FAILED TO SCORE INSIDE 20 -----							
		RED ZONE	SCORES	POINTS	TDS			TDS	TDS	FGS	FGA	DOWNS	INT	FUM	HALF
Fresno State	L, 14-42	7	6	34	4	5	0	2	0	0	0	0	1	0	0
at USC	L, 20-59	5	5	31	4	2	2	1	0	0	0	0	0	0	0
Jacksonville St.	W 41-34	5	5	27	3	3	0	2	2	0	0	0	0	0	0
Maine	W 45-14	2	1	3	0	0	0	1	1	0	1	0	0	0	0
at JMU	L 35-10	2	2	14	2	1	1	0	0	0	0	0	0	0	0
Southern Miss	L 38-35	3	3	21	3	3	0	0	0	0	0	0	0	0	0
Georgia State															
at Arkansas State															
at App State															
Coastal Carolina															
Old Dominion															
at Marshall															
Totals 22 of 24 (91.7%)		24	22	131	16	13	3	6	6	0	1	1	0	0	0



3RD-DOWN CONVERSIONS

DATE	OPPONENT	OVERALL	1ST QTR	2ND QTR	3RD QTR	4TH QTR	OVERTIME
08/30/2025	Fresno St.	4-11 (36.3)	1-2 (50.0)	3-4 (75.0)	0-2 (0.0)	0-3 (0.0)	-
09/06/2025	at USC	4-15 (26.6)	1-3 (33.3)	1-3 (33.3)	2-5 (40.0)	0-4 (0.0)	-
09/13/2025	Jacksonville State	7-11 (63.6)	2-3 (66.7)	2-3 (66.7)	0-1 (0.0)	3-4 (75.0)	-
09/20/2025	Maine	9-15 (60.0)	3-5 (60.0)	3-5 (60.0)	1-1 (100.0)	2-4 (50.0)	-
09/27/2025	at James Madison	4-14 (28.6)	2-5 (40.0)	2-6 (33.3)	0-1 (0.0)	0-2 (0.0)	-
10/9/2025	Southern Miss	7-15 (46.7)	0-4 (0.0)	0-3 (0.0)	4-4 (100.0)	3-4 (75.0)	-
10/18/2025	Georgia State						
10/25/2025	at Arkansas State						
11/06/2025	at App State						
11/15/2025	Coastal Carolina						
11/22/2025	Old Dominion						
11/29/2025	at Marshall						
	Ga. Southern	35-81 (43.2)	9-22 (40.9)	11-24 (45.8)	7-14 (50.0)	8-21 (38.1)	0-0 0.0
	Opponents	33-73 (45.2)	10-18 (55.6)	7-19 (36.8)	9-17 (52.9)	7-19 (36.8)	0-0 0.0

4TH-DOWN CONVERSION

DATE	OPPONENT	OVERALL	1ST QTR	2ND QTR	3RD QTR	4TH QTR	OVERTIME
08/30/2025	Fresno St.	0-0 (0.0)	0-0 (0.0)	0-0 (0.0)	0-0 (0.0)	0-0 (0.0)	-
09/06/2025	at USC	2-3 (67.7)	0-0 (0.0)	0-1 (0.0)	1-1 (100.0)	1-1 (100.0)	-
09/13/2025	Jacksonville State	0-0 (0.0)	0-0 (0.0)	0-0 (0.0)	0-0 (0.0)	0-0 (0.0)	-
09/20/2025	Maine	0-0 (0.0)	0-0 (0.0)	0-0 (0.0)	0-0 (0.0)	0-0 (0.0)	-
09/27/2025	at James Madison	0-1 (0.0)	0-0 (0.0)	0-1 (0.0)	0-0 (0.0)	0-0 (0.0)	-
10/9/2025	Southern Miss	2-2 (100.0)	1-1 (100.)	0-0 (0.0)	0-0 (0.0)	1-1 (100.)	-
10/18/2025	Georgia State						
10/25/2025	at Arkansas State						
11/06/2025	at App State						
11/15/2025	Coastal Carolina						
11/22/2025	Old Dominion						
11/29/2025	at Marshall						
	Ga. Southern	4-6 (66.7.0)	1-1 (100.0)	0-2 (0.0)	1-1 (100.0)	2-2 (100.0)	0-0 (0.0)
	Opponents	3-7 (42.9)	1-2 (50.0)	0-1 (0.0)	1-1 (100.0)	1-3 (33.3)	0-0 (0.0)

TIME OF POSSESSION

DATE	OPPONENT	OVERALL	1ST QTR	2ND QTR	3RD QTR	4TH QTR
08/30/2025	Fresno St.	21:59	5:52	7:48	5:49	2:30
09/06/2025	at USC	29:48	6:25	9:28	9:06	4:49
09/13/2025	Jacksonville State	29:30	06:06	08:07	03:56	11:21
09/20/2025	Maine	28:30	8:29	8:36	4:16	7:09
09/27/2025	at James Madison	24:10	7:47	8:38	3:55	3:50
10/9/2025	Southern Miss	29:03	7:24	6:55	8:50	5:54
10/18/2025	Georgia State					
10/25/2025	at Arkansas State					
11/06/2025	at App State					
11/15/2025	Coastal Carolina					
11/22/2025	Old Dominion					
11/29/2025	at Marshall					
	Ga. Southern	Total 162:48	41:40	49:43	34:09	37:16
		Avg. 27:08	06:57	8:17	05:41	06:13
	Opponents	Total 197:00	37:32	50:53	49:15	59:20
		Avg. 32:50	6:15	8:29	8:12	9:53

MISCELLANEOUS STATS

	Captains	Coin Toss	Choice	GS's First Play	GS's First Possession	Opp. First Possession	Game Time	Game Length	Jerseys	Pants	Result
FRES	French, Dallas, Harrington, Cook	GS	Defer	Arnold Run	Punt	FG	6:40 PT	3:01	White	White	L, 14-42
USC	French, Dallas, Harrington, Cook	USC	Receive	French Pass	TD	Fumble	4:45 PT	3:35	White	White	L, 20-59
JSU	French, Dallas, Harrington, Cook	JSU	Defer	Mbadinga Run	TD	TD	7:02 ET	3:22	Blue	White	W, 41-34
Maine	French, Dallas, Harrington, Cook	Maine	Defer	French pass	Punt	TD	7:02 ET	3:17	Blue	White	W, 45-17
JMU	French, Dallas, Harrington, Cook	JMU	Defer	Arnold Run	Punt	Punt	1:32 ET	3:23	White	White	L, 35-10
USM	French, Dallas, Harrington, Cook	USM	Defer	Arnold Run	Punt	Punt	8:05 ET	3:41	Blue	Blue	L, 38-35
GAST											
ASU											
APP											
CCU											
ODU											
MU											



PASSING SUMMARY

#12 JC French IV	Att	Comp	Int	Pct	Yards	TD	Long	Sack	Effic
Fresno St.	28	17	1	60.7	158	2	20	0	124.5
USC	35	19	1	54.2	179	2	24	3	110.4
Jacksonville State	24	16	0	66.7	191	1	23	0	147.3
Maine	31	19	1	61.3	253	1	33	0	134.0
James Madison	24	14	0	58.3	165	1	43	7	129.8
Southern Miss	43	24	3	55.8	313	2	39	5	118.4
Totals	185	109	6	58.9	1259	9	43	15-84	125.7

Turner Helton	Att	Comp	Int	Pct	Yards	TD	Long	Sack	Effic
USC	4	9	0	44.4	24	0	11	0	66.8
Maine	1	1	0	100.0	1	0	1	0	108.4
Totals	5	10	0	50.0	25	0	11	0	71.0

Weston Bryan	Att	Comp	Int	Pct	Yards	TD	Long	Sack	Effic
USC	1	1	0	100.0	32	1	32	0	698.8
Maine	0	1	0	0.0	0	0	0	0	0.0
Totals	1	2	0	50.0	32	1	32	0	349.4

Dalen Cobb	Att	Comp	Int	Pct	Yards	TD	Long	Sack	Effic
Maine	1	1	0	100.0	44	0	44	0	469.6
Totals	1	1	0	100.0	44	0	44	0	469.6

OJ Arnold	Att	Comp	Int	Pct	Yards	TD	Long	Sack	Effic
Maine	1	1	0	100.0	12	1	12	0	530.8
Totals	1	1	0	100.0	12	1	12	0	530.8

RUSHING SUMMARY

	No-Yds/TD	FSU	USC	JSU	MAINE	JMU	USM	GAST	ASU	APP	CCU	ODU	MAR
OJ Arnold	63-365/3	9-41/0	8-45/0	16-128/2	13-85/1	4-10/0	13-56/0						
JC French IV	52-78/3	4-15/0	7--2/0	9-33/1	6-42/0	13--8/0	13--2/2						
David Mbadinga	41-163/1	4-20/0	11-39/0	8-26/0	7-36/0	3-14/0	8-28/1						
Jamarian Samuel	12-87/1	-	4-58/0	3-14/0	5-15/1	DNP	DNP						
Weston Bryan	10-33/1	1-3/0	-	3-8/0	4-19/1	2-3/0	-						
Dalen Cobb	9-29/1	1-0/0	1--4/0	1-12/0	3-8/1	3-13/0	-						
Josh Dallas	2-5/0	2-5/0	-	DNP	DNP	DNP	DNP						
Taeo Todd	2-1/0	DNP	-	DNP	2-1/0	-	-						
Turner Helton	1-3/0	DNP	1-3/0	DNP	-	DNP	DNP						
Terrance Gibbs	1-3/0	-	1-3/0	-	DNP	DNP	-						

RECEIVING SUMMARY

	No-Yds/TD	FSU	USC	JSU	MAINE	JMU	USM	GAST	ASU	APP	CCU	ODU	MAR
Camden Brown	32-550/6	4-55/1	3-75/2	2-33/1	6-118/1	5-111/0	12-158/1						
Dalen Cobb	27-258/2	3-25/0	6-59/1	6-70/0	4-49/1	4-15/0	4-40/0						
Marcus Sanders Jr.	18-237/1	2-22/0	2-24/0	3-38/0	5-68/0	2-15/0	4-70/1						
Josh Dallas	8-68/0	5-48/0	3-20/0	DNP	DNP	DNP	DNP						
Ahmon Green	7-89/0	-	3-19/0	-	2-37/0	-	2-33/0						
Taylor Bradshaw	7-57/1	1-5/0	-	1-14/0	2-16/0	2-16/1	1-6/0						
David Mbadinga	5-18/0	1--1/0	1--4/0	-	1-9/0	1-8/0	1-6/0						
Terrance Gibbs	3-32/0	-	1-17/0	2-15/0	DNP	DNP	-						
Dylan Gary	3-24/0	-	2-8/0	1-16/0	-	-	DNP						
OJ Arnold	3-18/0	-	1-1/0	1-5/0	1-12/0	-	-						
Antavious Murphy	1-11/0	DNP	1-11/0	DNP	-	DNP	DNP						
Carmelo Mays	1-5/0	DNP	1-5/0	DNP	DNP	DNP	DNP						
River Helms	1-4/1	1-4/1	DNP	DNP	DNP	DNP	DNP						
Bryce Baker	1-1/0	-	-	-	1-1/0	-	-						

GAME-BY-GAME PUNTING

ALEX SMITH	NO	YDS	AVG	LONG	BLK	TB	I20
Fresno State	7	276	39.4	48	0	0	1
USC	7	282	40.3	50	0	0	2
Jacksonville State	2	82	41.0	42	0	0	2
Maine	3	136	45.3	50	0	0	1
James Madison	8	349	43.6	48	0	1	1
Southern Miss	5	233	46.6	55	0	0	2
Total	32	1358	42.4	55	0	1	9
Opponents	21	719	34.2	48	0	0	6

GAME-BY-GAME KICKING

Tripp Bryant	PAT	ATT	PCT	FG	ATT	PCT	LONG	PTS
Fresno State	2	2	100.0					2
USC	2	2	100.0					2
Jacksonville State	5	5	100.0	2	2	100.0	43	11
Maine	6	6	100.0	1	2	50.0	22	9
James Madison	1	1	100.0	1	1	100.0	26	4
Southern Miss	5	5	100.0					5
TOTALS	21	21	100.0	4	5	80.0	43	35



TACKLES SUMMARY

	UA-A	TOT	FSU	USC	JSU	MAINE	JMU	USM	GAST	ASU	APP	CCU	ODU	MAR
Brendan Harrington	30-16	46	4-1	7-1	3-3	1-1	8-5	7-5						
Brandon Tyson	28-18	46	5-3	9-2	6-5	1-0	3-5	4-3						
Justin Meyers	22-14	36	5-3	4-1	3-1	4-1	4-5	2-3						
Ayden Jackson	19-13	32	3-2	1-0	5-3	4-0	4-4	2-4						
Jacob Ferguson	10-17	27	2-2	1-0	1-3	2-3	2-4	2-5						
Tracy Hill Jr.	18-3	21	3-0	1-1	3-1	3-0	3-1	5-0						
Davion Rhodes	7-10	17	3-0	-	0-5	1-1	1-1	2-3						
Chance Gamble	10-6	16	3-1	3-0	DNP	DNP	1-3	3-2						
Dorrian Smith	11-4	15	-	-	3-1	0-1	1-0	5-2						
MJ Stroud	9-6	15	1-1	1-0	2-0	3-2	1-1	1-2						
Devin Collier	7-7	14	1-2	3-0	1-1	0-1	2-3	1-0						
Devan Lowe	4-10	14	1-2	-	1-2	1-0	1-1	0-5						
Jayden Davis	6-4	10	6-4	DNP	DNP	DNP	DNP	DNP						
Prince Green	6-3	9	1-1	4-2	1-0	-	DNP	-						
Chris Crouch	5-4	9	1-2	1-0	1-1	-	2-0	-						
Caleb Moore	2-7	9	0-4	-	0-2	1-0	1-1	-						
Jaquari Brown	8-0	8	-	-	6-0	1-0	-	1-0						
Uche Iloh	3-5	8	0-1	DNP	DNP	1-3	1-0	1-0						
Akeondre Chaney	5-1	6	-	1-0	-	2-0	2-1	DNP						
Phillip Gladney	2-4	6	0-1	1-0	-	1-3	-	-						
Holden Trice	3-2	5	-	0-1	-	2-1	-	-						
CJ Allen	3-2	5	DNP	0-1	-	1-1	1-0	1-0						
Taylor Bradshaw	4-0	4	1-0	1-0	-	1-0	-	1-0						
Eli Anders	3-1	4	-	1-0	1-1	1-0	-	DNP						
Bryce Baker	1-3	4	-	1-0	0-1	0-1	-	-						
Jakwon McGinney	1-3	4	DNP	DNP	-	0-1	1-2	-						
Ethan Johnson	1-2	3	DNP	DNP	-	1-2	-	DNP						
Kebba Secka	0-3	3	0-1	-	-	0-1	0-1	-						
Latrell Bullard	0-3	3	0-1	0-2	-	DNP	DNP	DNP						
AJ Brown Sr.	2-0	2	-	-	-	2-0	-	-						
Jacob Hammonds	1-1	2	0-1	-	DNP	DNP	-	1-0						
Elijah McDowell	1-1	2	DNP	-	-	1-1	DNP	-						
Jaylen Bentley	1-1	2	-	1-1	DNP	-	-	-						
Elijah Fears	1-1	2	-	-	-	1-0	-	0-1						
Weston Bryan	1-0	1	-	-	-	-	-	1-0						
JC French IV	1-0	1	-	-	-	-	-	1-0						
Jackson Wheeler	1-0	1	1-0	-	-	-	-	-						
Jeremiah Holmes	1-0	1	-	-	-	1-0	-	-						
Terrance Gibbs	1-0	1	1-0	-	-	DNP	DNP	-						
Johnnie Brown III	1-0	1	-	-	1-0	-	-	-						
Davon Hicks	0-1	1	0-1	DNP	DNP	DNP	DNP	DNP						

TACKLES FOR LOSS SUMMARY

	UA-A	TOT	FSU	USC	JSU	MAINE	JMU	USM	GAST	ASU	APP	CCU	ODU	MAR
MJ Stroud	7-1	7.5	1.0-2	-	2.0-6	3.5-29	-	1.0-3						
Dorrian Smith	3-0	3.0	-	-	1.0-2	1.0-3	-	1.0-2						
Tracy Hill Jr.	2-0	2.0	-	-	-	-	1.0-2	1.0-1						
Jacob Ferguson	1-2	2.0	1.0-1	-	0.5-1	0.5-1	-	-						
Davion Rhodes	1-2	2.0	1.0-8	-	1.0-1	-	-	-						
Holden Trice	1-1	1.5	-	0.5-1	1.0-3	-	-	-						
CJ Allen	1-1	1.5	DNP	0.5-2	-	-	-	1.0-4						
Brandon Tyson	1-0	1.0	-	1.0-5	-	-	-	-						
Brenan Harrington	1-0	1.0	-	-	-	-	1.0-3	-						
Ayden Jackson	1-0	1.0	-	-	-	1.0-2	-	-						
Akeondre Chaney	1-0	1.0	-	-	-	-	1.0-1	DNP						
Jaquari Brown	1-0	1.0	-	-	1.0-1	-	-	-						
Kebba Secka	0-1	0.5	-	-	-	0.5-2	-	-						
Caleb Moore	0-1	0.5	-	-	0.5-1	-	-	-						
Uche Iloh	0-1	0.5	-	DNP	-	0.5-0	-	-						

SACKS SUMMARY

	UA-A	TOT	FSU	USC	JSU	MAINE	JMU	USM	GAST	ASU	APP	CCU	ODU	MAR
MJ Stroud	2-1	2.5	-	-	-	2.5-28	-	-						
Holden Trice	1-0	1	-	-	1-2	-	-	-						
CJ Allen	1-0	1	DNP	-	-	-	-	1-4						
Kebba Secka	0-1	0.5	-	-	-	0.5-2	-	-						



GEORGIA SOUTHERN SUPERLATIVES

INDIVIDUAL

RUSHES	16	OJ Arnold vs Jacksonville St. (09/13/2025)
YARDS RUSHING	128	OJ Arnold vs Jacksonville St. (09/13/2025)
TD RUSHES	2	OJ Arnold vs Jacksonville St. (09/13/2025)
	2	JC French IV vs Southern Miss (10/09/2025)
LONG RUSH	41	OJ Arnold vs Jacksonville St. (09/13/2025)
PASS ATTEMPTS	43	JC French IV vs Southern Miss (10/09/2025)
COMPLETIONS	24	Jc French IV vs Southern Miss (10/09/2025)
YARDS PASSING	313	JC French IV vs Southern Miss (10/09/2025)
TD PASSES	2	JC French IV at Southern California (09/06/2025)
	2	JC French IV at Fresno St. (08/30/2025)
	2	Jc French IV vs Southern Miss (10/09/2025)
LONG PASS	44	Dalen Cobb vs Maine (09/20/2025)
RECEPTIONS	12	Camden Brown vs Southern Miss (10/09/2025)
YARDS RECEIVING	158	Camden Brown vs Southern Miss (10/09/2025)
TD RECEPTIONS	2	Camden Brown at Southern California (09/06/2025)
LONG RECEPTION	44	Camden Brown vs Maine (09/20/2025)
PUNTS	8	Alex Smith at James Madison (09/27/2025)
PUNTING AVG	46.6	Alex Smith vs Southern Miss (10/09/2025)
LONG PUNT	55	Alex Smith vs Southern Miss (10/09/2025)
	50	Alex Smith at Southern California (09/06/2025)
PUNTS INSIDE 20	2	Alex Smith vs Southern Miss (10/09/2025)
	2	Alex Smith vs Jacksonville St. (09/13/2025)
	2	Alex Smith at Southern California (09/06/2025)
LONG PUNT RETURN	18	Peyton Plott vs Maine (09/20/2025)
LONG KICKOFF RETURN	95	Dalen Cobb vs Jacksonville St. (09/13/2025)
TACKLES	13	Brendan Harrington at James Madison (09/27/2025)
SACKS	2.5	MJ Stroud vs Maine (09/20/2025)
TACKLES FOR LOSS	3.5	MJ Stroud vs Maine (09/20/2025)

TEAM

RUSHES	42	Jacksonville St. (09/13/2025)
YARDS RUSHING	219	Jacksonville St. (09/13/2025)
YARDS PER RUSH	5.2	Jacksonville St. (09/13/2025)
TD RUSHES	4	Maine (09/20/2025)
PASS ATTEMPTS	45	at Southern California (09/06/2025)
PASS COMPLETIONS	24	vs Southern Miss (10/09/2025)
	24	at Southern California (09/06/2025)
YARDS PASSING	313	vs Southern Miss (10/09/2025)
YARDS PER PASS	8.4	Maine (09/20/2025)
TD PASSES	3	at Southern California (09/06/2025)
TOTAL PLAYS	78	at Southern California (09/06/2025)
TOTAL OFFENSE	516	Maine (09/20/2025)
YARDS PER PLAY	6.7	Maine (09/20/2025)
POINTS	45	Maine (09/20/2025)
SACKS BY	3	Maine (09/20/2025)
FIRST DOWNS	28	Maine (09/20/2025)
PENALTIES	12	vs Southern Miss (10/09/2025)
PENALTY YARDS	104	vs Southern Miss (10/09/2025)
TURNOVERS	3	vs Southern Miss (10/09/2025)
PUNTS	8	at James Madison (09/27/2025)
PUNTING AVG	46.6	vs Southern Miss (10/09/2025)
LONG PUNT	55	vs Southern Miss (10/09/2025)
PUNTS INSIDE 20	2	vs Southern Miss (10/09/2025)
	2	Jacksonville St. (09/13/2025)
	2	at Southern California (09/06/2025)
LONG PUNT RETURN	18	Maine (09/20/2025)

OPPONENT SUPERLATIVES

INDIVIDUAL

RUSHES	31	Jeffrey Pittman vs Southern Miss (10/09/2025)
YARDS RUSHING	167	Waymond Jordan at Southern California (09/06/2025)
	167	Bryson Donelson at Fresno St. (08/30/2025)
TD RUSHES	3	Rayshon Luke at Fresno St. (08/30/2025)
LONG RUSH	41	King Miller at Southern California (09/06/2025)
PASS ATTEMPTS	28	Braylon Braxton vs Southern Miss (10/09/2025)
PASS COMPLETIONS	20	E.J. Warner at Fresno St. (08/30/2025)
YARDS PASSING	412	Jayden Maiava at Southern California (09/06/2025)
TD PASSES	4	Jayden Maiava at Southern California (09/06/2025)
LONG PASS	74	Jayden Maiava at Southern California (09/06/2025)
RECEPTIONS	6	Caleb Coombs vs Jacksonville St. (09/13/2025)
YARDS RECEIVING	158	Makai Lemon at Southern California (09/06/2025)
TD RECEPTIONS	2	Makai Lemon at Southern California (09/06/2025)
LONG RECEPTION	74	Makai Lemon at Southern California (09/06/2025)
FIELD GOALS	2	Garrison Rippha vs Jacksonville St. (09/13/2025)
	2	Dylan Lynch at Fresno St. (08/30/2025)
LONG FIELD GOALS	42	Creighton Wilbanks vs Southern Miss (10/09/2025)
PUNTS	4	Reed Harradine vs Southern Miss (10/09/2025)
	4	Anthony Pecorella vs Maine (09/20/2025)
	4	Conor Donaghy vs Jacksonville St. (09/13/2025)
PUNTING AVG	43.0	Sam Johnson at Southern California (09/06/2025)
LONG PUNT	48	Sam Johnson at Southern California (09/06/2025)
PUNTS INSIDE 20	2	Jack Murley vs Southern Miss (10/09/2025)
	2	Sam Johnson at Southern California (09/06/2025)
LONG PUNT RETURN	54	Jordan Malau'ulu at Fresno St. (08/30/2025)
LONG KICKOFF RETURN	88	Curtis Harris-Lopez at James Madison (09/27/2025)
TACKLES	11	Chris Jones vs Southern Miss (10/09/2025)
	11	Trent Hendrick at James Madison (09/27/2025)
SACKS	3	Trent Hendrick at James Madison (09/27/2025)
TACKLES FOR LOSS	3	Trent Hendrick at James Madison (09/27/2025)
INTERCEPTIONS	1	Josh Moten vs Southern Miss (10/09/2025)
	1	Michael Montgomery vs Southern Miss (10/09/2025)
	1	Jonathan Pennix vs Southern Miss (10/09/2025)
	1	Davin Vaught vs Maine (09/20/2025)
	1	DeCarlos Nicholson at Southern California (09/06/2025)
	1	Ryan Wilson at Fresno St. (08/30/2025)

TEAM

RUSHES	53	at James Madison (09/27/2025)
YARDS RUSHING	351	at Fresno St. (08/30/2025)
YARDS PER RUSH	9.4	at Southern California (09/06/2025)
TD RUSHES	5	at Fresno St. (08/30/2025)
PASS ATTEMPTS	34	Maine (09/20/2025)
PASS COMPLETIONS	20	at Southern California (09/06/2025)
	20	at Fresno St. (08/30/2025)
YARDS PASSING	446	at Southern California (09/06/2025)
YARDS PER PASS	14.9	at Southern California (09/06/2025)
TD PASSES	4	at Southern California (09/06/2025)
TOTAL PLAYS	76	vs Southern Miss (10/09/2025)
TOTAL OFFENSE	755	at Southern California (09/06/2025)
YARDS PER PLAY	12.0	at Southern California (09/06/2025)
POINTS	59	at Southern California (09/06/2025)
SACKS BY	7	at James Madison (09/27/2025)
FIRST DOWNS	29	at James Madison (09/27/2025)
	29	at Fresno St. (08/30/2025)
PENALTIES	8	vs Southern Miss (10/09/2025)
	8	at Southern California (09/06/2025)
PENALTY YARDS	93	at Southern California (09/06/2025)
TURNOVERS	3	at Fresno St. (08/30/2025)
PUNTS	6	vs Southern Miss (10/09/2025)
PUNTING AVG	43.0	at Southern California (09/06/2025)
LONG PUNT	48	at Southern California (09/06/2025)
PUNTS INSIDE 20	3	vs Southern Miss (10/09/2025)
LONG PUNT RETURN	54	at Fresno St. (08/30/2025)



GEORGIA SOUTHERN SCORING DRIVES

OPPONENT	PLAYS	YDS	DRIVE		DRIVE	SCORING
			TIME	CLOCK	START	PLAY
FRES	8	75	3:35	1st/1:17	GS-25	JC French 18 Yd Pass to C Brown
FRES	9	57	3:50	2nd/11:33	GS-43	JC French 4 Yd Pass to R Helms
USC	3	41	0:41	1st/13:01	USC-41	W Bryan 32 Yd Pass to C Brown
USC	7	75	3:19	2nd/14:51	GS-25	JC French 24 Yd Pass to C Brown
USC	15	81	6:18	3rd/7:52	GS-19	JC French 13 Yd Pass to D Cobb
JSU	9	60	3:48	1st/14:52	GS-40	JC French 2 Yd Run
JSU	7	15	1:49	1st/3:33	JSU-33	Tripp Bryant 37 Yd FG
JSU	5	39	1:41	1st/1:37	JSU-39	JC French 18 Yd Pass to C Brown
JSU	9	75	4:44	2nd/10:38	GS-25	OJ Arnold 32 Yd Run
JSU	11	51	3:57	3rd/0:16	GS-24	Tripp Bryant 43 Yd FG
JSU	6	65	3:33	4th/9:56	GS-35	OJ Arnold 6 Yd Run
Maine	14	68	6:34	1st/8:45	GS-32	OJ Arnold 3 Yd Run
Maine	11	69	3:22	2nd/14:46	GS-27	Tripp Bryant 22 Yd FG
Maine	7	76	3:13	2nd/9:09	GS-24	Dalen Cobb 3 Yd Run
Maine	4	61	1:43	3rd/12:26	GS-39	Weston Bryan 1 Yd Run
Maine	5	74	2:26	3rd/5:52	GS-26	JC French 25 Yd Pass to D Cobb
Maine	1	12	0:05	4th/14:06	ME-12	OJ Arnold 12 Yd Pass to C Brown
Maine	9	42	3:42	4th/12:33	ME-42	Jamarian Samuel 1 Yd Run
JMU	11	68	5:00	2nd/9:15	GS-25	Tripp Bryant 26 Yd FG
JMU	3	75	1:17	3rd/1:57	GS-25	JC French 12 Yd Pass to T Bradshaw
USM	7	48	2:53	1st/8:23	USM-48	David Mbadinga 2 Yd Run
USM	12	87	5:45	3rd/7:03	GS-13	JC French 5 Yd Run
USM	8	75	3:05	3rd/1:19	GS-25	JC French 39 Yd Pass to M Sanders
USM	3	29	0:42	4th/6:20	USM-29	JC French 26 Yd Pass to C Brown
USM	12	61	3:20	4th/2:14	GS-39	JC French 2 Yd Run

GEORGIA SOUTHERN SCORING

26 Total Scores (10 Run, 10 Pass, 4 FG, 1 Special Teams, 0 Safety, 0 Defense)

- 7 First Quarter Scores (3 Run, 2 Pass, 1 Field Goals, 1 Special Teams, 0 Safety, 0 Defense)
- 7 Second Quarter Scores (2 Run, 3 Pass, 2 Field Goals, 0 Special Teams, 0 Safety, 0 Defense)
- 6 Third Quarter Scores (2 Run, 4 Pass, 0 Field Goals, 0 Special Teams, 0 Safety, 0 Defense)
- 6 Fourth Quarter Scores (3 Run, 1 Pass, 2 Field Goals, 0 Special Teams, 0 Safety, 0 Defense)
- 0 Overtime Scores (0 Run, 0 Pass, 0 Field Goal)

GEORGIA SOUTHERN

Most Plays in a Scoring Drive: 15 (TD)(15-81-6:18) at USC

Fewest Plays in a Scoring Drive: 1 (TD)(1-12-0:05) vs. Maine

Longest Yards Scoring Drive: 87 Yards (TD)(12-87-5:45) vs. Southern Miss

Shortest Yards Scoring Drive: 12 Yards (TD)(1-12-0:05) vs. Maine

Longest TOP Scoring Drive: 6:34 (TD)(14-68-6:34) vs. Maine

Shortest TOP Scoring Drive: 0:05 (TD)(1-12-0:05) vs. Maine