

TICKET TRANSFER INSTRUCTIONAL GUIDE

WHAT IS A TICKET TRANSFER?

Last minute change in plans? Can't attend a game? Electronically transfer your Georgia Southern Athletics tickets to another Eagle fan. All you need to transfer tickets is the recipient's first and last name, email and daytime phone number. And don't worry! If you find that you can attend the game after all, you can cancel the transfer as long as your recipient has not accepted the transfer invitation.

The ticket transfer option will send two emails. One will be a confirmation of your transfer sent to you the ticket holder and the other will be an invitation to accept sent to the recipient of the transfer tickets.. Please add Tickets@GeorgiaSouthern.edu to your email safelist to help ensure that you will receive the email.

Step 1:

Navigate to GSEagles.com/Tickets and log into your account. Then click the **initials icon** next to "Sign Out"

Step 2:

Select Transfer under the **"My Tickets"** menu.

Step 3:

Select the event(s) you wish to transfer. **"Click Continue"**

Step 4:

Fill in the information of the person you are wanting to send the tickets to. **Tickets can be sent mobile by phone or by email.** After you enter the information, **"Click Transfer Ticket(s)"**

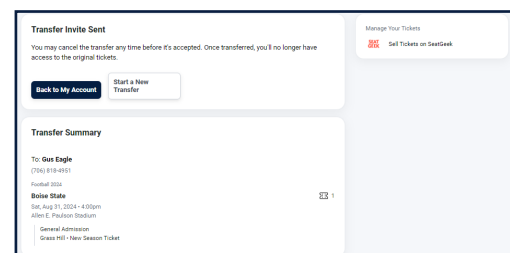
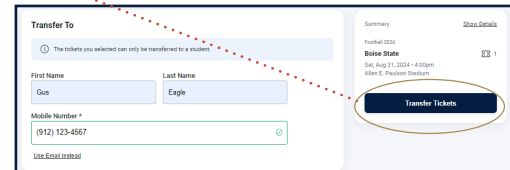
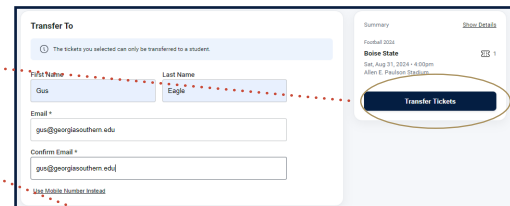
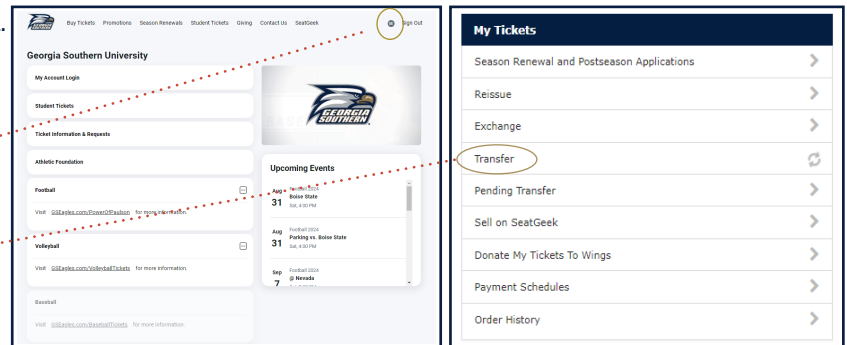
Step 5:

After you transfer your tickets, you will be redirected to **'Transfer Invite Sent.'** This means your tickets have been transferred.

THE TRANSFER RECIPIENT MUST ACCEPT THE TRANSFER WITHIN 48 HOURS OF THE TRANSFER DATE.

IMPORTANT NOTE:

Transfers may be canceled at any time before the event as long as the transfer has not been accepted by the recipient.



TICKET OFFICE

912-478-9467

GSEagles.com/tickets