



GEORGIA SOUTHERN

2016-17 MEN'S BASKETBALL GAME NOTES

Marc Gignac, MBB Contact / Associate Director of Athletics Communications
 651 Fair Rd., Room 1013, Dan J. Parrish, Sr. Building, Statesboro, Ga. 30458
 O: 912.478.5288 | C: 980.297.9981 | E: mgignac@georgiasouthern.edu
 GSEagles.com | Twitter: @GSAthletics // @GSAthletics_MBB
 Facebook: GSAthletics // GSAthleticsMBB | Instagram: GSAthletics

3 NCAA Tournaments (1983, 1987, 1992) | 3 NIT Appearances (1988, 1989, 2006) | 4 TAAC Regular Season Champs (1985, 1988, 1989, 1992) | 3 SoCon South Div. Champs (2002, 2004, 2006)

2016-17 SCHEDULE/RESULTS

N03	Lees-McRae (Exh.)	W	106-51
N11	at NC State (ACC Extra)	L	79-81
N14	Coastal Georgia	W	92-43
N20	at Mercer^ (ESPN3)	L	67-80
N22	at Akron^	L	67-75
N25	vs. Florida A&M^	W	83-72
N26	vs. Radford^	W	65-64
D01	at Savannah State	W	94-75
D04	Florida Gulf Coast		3 p.m.
D09	at Minnesota (Big Ten Network)		9 p.m.
D13	at Florida Gulf Coast		7:05 p.m.
D15	at Florida International		7 p.m.
D20	at Winthrop		11 a.m.
D22	Fisk		4 p.m.
D31	Georgia State*		12:30 p.m.
J07	Troy*		5 p.m.
J09	South Alabama*		7 p.m.
J14	at UL Lafayette*		8:15 p.m.
J16	at ULM*		8 p.m.
J21	Appalachian State* (ESPN3)		5 p.m.
J23	Coastal Carolina* (ESPN3)		7 p.m.
J28	at South Alabama* (ESPN3)		8:05 p.m.
J30	at Troy* (ESPN3)		8 p.m.
F04	ULM*		5 p.m.
F06	UL Lafayette* (ESPN3)		7 p.m.
F11	at Coastal Carolina*		4:30 p.m.
F13	at Appalachian State* (ESPN3)		7 p.m.
F18	Texas State*		5 p.m.
F20	UT Arlington* (ASN)		7 p.m.
F25	at Arkansas State* (ESPN3)		8 p.m.
F27	at Little Rock* (ASN)		9 p.m.
M04	at Georgia State* (ESPN3)		2:15 p.m.
M9-12	Sun Belt Championship\$		TBA

All times Eastern and subject to change

* - Sun Belt Conference Game

^ - Savannah Invitational (home sites/Savannah Civic Center)

\$ - Sun Belt Championship (New Orleans, La.)

GEORGIA SOUTHERN RADIO NETWORK

Play By Play.....Danny Reed
 Analyst.....Colin Lacy
 Pregame show.....Half hour before tipoff
 Flagship.....103.7 WBMZ-FM Statesboro (Flagship)
102.1 WZAT-FM Savannah, 1370 WLOP-AM Jesup
100.9 WLYU Lyons
GSEagles.com/showcase (Worldwide)



SETTING THE SCENE

- Georgia Southern plays its second home game of the season when the Eagles host Florida Gulf Coast Sunday at 3 p.m. in Hanner Fieldhouse.
- It's the first game of a home-and-home series against FGCU.
- It's the first home-and-home series since GS played a home-and-home with Campbell in the 2013-14 campaign. The Eagles lost both of those games.
- The Eagles are 31-12 under head coach Mark Byington in Hanner Fieldhouse.
- GS has won its last three and is coming off a 94-75 victory at Savannah State Thursday.
- The Eagles play 10 of their first 12 games away from home. Three of those games were in Savannah (two in Savannah Invite and one at Savannah State), and the Eagles won all three.
- Georgia Southern returns all five starters from last season's 14-17 squad that finished fifth in the Sun Belt with a 10-10 record.
- The Eagles were picked fourth in the Sun Belt Preseason Coaches Poll, and Tookie Brown and Mike Hughes were named preseason all-conference.
- Florida Gulf Coast, the defending Atlantic Sun Champion, was picked to win the ASUN in the league's Preseason Coaches Poll.
- Marc-Eddy Norelia and Zach Johnson were named preseason all-conference, and Demetris Morant was named Preseason Defensive Player of the Year.
- The Eagles have won their last three and are coming off a 120-60 home win over Ave Maria Tuesday. FGCU is 0-2 on the road this season.

GS PROBABLE STARTERS

G - #4 Tookie Brown, 5-11, So., Madison, Ga. - First-team Preseason All-Sun Belt • Ranks first in the Sun Belt in steals • Tallied first career double-double with 26 points and 10 rebounds at NC State (11/11) • Has started 34 straight games • Has led the team in assists in 12 straight games • Scored in double figures in 33 career games and netted 20-plus points 12 times • Led the Eagles in scoring in 18 career games and in assists 27 times • 351 points shy of 1,000 • Sister, Alexis, is a freshman on the GS women's team • 2015-16: 2016 Sun Belt Freshman of the Year and first-team

AT A GLANCE

DATE.....Dec. 4, 2016
 SITE.....Hanner Fieldhouse (3,897)
 TIPOFF.....3 p.m.
 LISTEN.....GS Radio Network | GSEagles.com/watch
 WATCH.....GS All-Access | GSEagles.com/watch
 SERIES.....First meeting
 LAST MEETING.....First meeting
 WEB SITES.....GSEagles.com | FGCUAthletics.com



THE MATCH-UP

Georgia Southern		Florida Gulf Coast
Statesboro, Ga.	Location	Fort Myers, Fla.
20,574	Enrollment	14,673
Eagles	Nickname	Eagles
Sun Belt	Conference	Atlantic Sun
4-3	Record	4-3
78.1	Scoring Average	78.6
70.0	Scoring Defense	70.1
+8.1	Scoring Margin	+8.4
.443	FG%	.498
.411	FG% Defense	.426
.352	3-PT%	.417
.319	3-PT% Defense	.280
.628	FT%	.719
37.9	Rebounds Avg.	37.1
+0.3	Rebounding Margin	+5.7
13.4	Off. Rebounds Avg.	10.3
12.3	Opp. Off. Rebounds Avg.	9.3
11.7	Assists Avg.	17.1
7.0	Steals Avg.	5.0
+3.7	Turnover Margin	-2.0
3.6	Blocks Avg.	3.4

All-Sun Belt • Ranked eighth among freshmen in NCAA Division I scoring • Averaged 17.8 points, 3.4 assists and 1.6 steals a contest • First Eagle to win conference Freshman of the Year since Lonnie Edwards in 1994 • First freshman to lead Georgia Southern in scoring since the 1999-2000 season • Ranked in the top-10 in the Sun Belt in scoring (4th, 17.8 ppg), assists (7th, 3.4 apg), steals (2nd, 1.7), free-throw percentage (7th, .811) and assist/turnover ratio (6th, 1.5) • Ranked 14th in the league in 3-pointers made with 1.6 per game.

G - #2 Mike Hughes, 6-3, Jr., Winston-Salem, N.C. - Second-team Preseason All-Sun Belt • Sat out the first three games because of a suspension for violating team rules • Returned to the lineup at Akron (11/22) • Started last four games • 271 points shy of 1,000 • 2015-16: Named 2016 third-team All-Sun Belt in a vote by the league's coaches and Sun Belt Defensive Player of the Year by HoopsHD.com • Averaged 14.9 points, 4.7 rebounds, 2.1 steals and 1.6 assists a contest • Led the SBC in steals and ranked ninth in the league in scoring • Averaged 17.8 points, 4.8 rebounds, 2.1 steals and 1.8 assists in conference games • Scored 20-plus

**HEAD COACH
MARK BYINGTON**

▶ Mark Byington was named Georgia Southern's 13th head men's basketball coach April 1, 2013.

▶ His 51 wins in his first three seasons is the best of any coach at Georgia Southern in the modern era.

▶ Led the Eagles to a 22-9 mark, a second-place finish in the Sun Belt and the Sun Belt Championship title game

in 2014-15. It was the first 20-win season since 2005-06 and the Eagles' first conference championship game appearance since 1992.

▶ Won the 2015 Whack Hyder Georgia College Coach of the Year Award, joining his mentor Bobby Cremins, and former Eagle coaches Jeff Price and Frank Kerns as recipients.

▶ Named National Association of Basketball Coaches District 24 Coach of the Year and chosen by NBC Sports as the Sun Belt Coach of the Year.

▶ Earned his 50th career victory when the Eagles topped ULM 66-51 Jan. 16, 2016.

▶ Led the Eagles to a 15-19 mark in 2013-14 and took Georgia Southern to its first SoCon Semifinals since 2005 in debut season.

▶ Every senior has graduated since Byington joined the Eagles in the spring of 2013.

▶ Joined the Eagles after a one-year stint at Virginia Tech in 2012-13.

▶ Coached seven seasons at College of Charleston under legendary Head Coach Bobby Cremins.

▶ Was named Interim Head Coach at College of Charleston in 2012 for the final 11 games of the season. Earned a 7-4 record over that span, including a victory over Kent State in an ESPN Bracketbusters Game.

▶ Coached NBA Draft Picks Erick Green (Virginia Tech) and Andrew Goudelock (College of Charleston).

▶ Played collegiately at UNC Wilmington, scoring more than 1,000 career points while earning All-CAA Honors and a spot on the All-CAA Defensive Team as a senior.

▶ Named Virginia High School Player of the Year in 1994 as a senior at Salem High School in Salem, Va.



COACHING CAREER

HEAD COACH

2013-pres. Georgia Southern
2012 College of Charleston (Interim)

ASSISTANT COACH

2012-13 Virginia Tech
2005-12 College of Charleston
2001-02 Hargrave Military Academy

DIRECTOR OF BASKETBALL OPERATIONS

2002-04 University of Virginia

GRADUATE STUDENT MANAGER

1999-01 University of Virginia

EDUCATION

University of North Carolina-Wilmington, 1998
Bachelor's in Physical Education
University of Virginia, 2003
Master's in Sport Psychology

PERSONAL

Born April 22, 1976
Hometown Salem, Va.
Twitter @GaSouth_CoachB
Children Chase

YEAR-BY-YEAR

Year	School	Record	Pct.	Conf.
2011-12	College of Charleston	7-4	.636	6-3
2013-14	Georgia Southern	15-19	.441	6-10
2014-15	Georgia Southern	22-9	.709	14-6
2015-16	Georgia Southern	14-17	.452	10-10
2016-17	Georgia Southern	4-3	.500	0-0
Career		62-52	.544	36-29
at Georgia Southern		55-48	.534	30-26

points eight times and reached double figures in the last 17 contests and 23 overall • Missed home game against Little Rock with an injury • Led the team in scoring eight times, in rebounding 10 times and in assists four times.

G - #3 Ike Smith, 6-4, So., Gainesville, Fla. - Ranks first in the Sun Belt in scoring and free-throw percentage • Ranks second in field goals made and free throws made • Has led the Eagles in scoring in six games •

Netted a career-high 29 points at Savannah State (12/1) • Has scored in double figures in 27 career games and scored over 20 points eight times, including five this season • Led the Eagles in scoring in 12 career games and rebounding seven times •

2015-16: Half of the third-highest freshmen scoring duo in the country with Tookie Brown • Averaged 11.7 points and 4.8 rebounds while playing 25.5 minutes an outing • Posted one double-double with 15 points and 10 boards against South Alabama (3/10) in the Sun Belt Tournament • Cousin is former Eagle Willie Powers.

F - #11, Shawn O'Connell, 6-8, RSo., Roswell, Ga.

- Posted career highs of 15 points, nine rebounds and three blocks vs. Radford (11/26) • Had nine points and seven rebounds at NC State (11/11) • Posted nine points, six boards vs. Coastal Georgia (11/14) • Has started all seven games this season and 11 in his career •

2015-16: Played in 31 games and made four starts • Averaged three points and 3.3 rebounds in 14.2 minutes a game • Shot 55 percent from the field and 65 percent from the free-throw line • First off the bench in 18 contests • Led the Eagles in rebounding twice • Scored in double figures in three games • Father, Dave, played at Duke.

F - #0 Montae Glenn, 6-8, So., Carrollton, Ga. - Has started all seven games this season and 15 for his career

• Posted nine points, three steals and four boards vs. Radford (11/26) • Tallied five points, six rebounds and two blocked shots at NC State (11/11) • Had nine points and six rebounds vs. Coastal Georgia (11/14) • Has led the team in rebounding in six career games •

2015-16: Played in 25 games and started eight • Averaged 4.5 points and 3.7 rebounds in 13.1 minutes a game • Shot 59 percent from the field and 75 percent from the free-throw line • Scored in double figures twice and led the team in rebounding five times • First off the bench in six games • Missed six games with an injury.

THREE THINGS TO KNOW ABOUT THE EAGLES

1 - Georgia Southern returns all five starters and 11 lettermen. Ninety-four percent of the Eagles' scoring and rebounding is back in uniform, and Georgia Southern is still young. Walk-ons James Holder and Dominique Bullock are the team's lone seniors.

2 - Georgia Southern was picked fourth in the Sun Belt Preseason Coaches Poll, Tookie Brown was named preseason first-team all-league and Mike Hughes earned second-team honors.

3 - Georgia Southern ranks 29th nationally and leads the Sun Belt in fewest turnovers and ranks 14th nationally in first in the SBC in turnovers per game. The Eagles have logged single-digit turnovers twice.

MORE TEAM STORYLINES

• Last year, Georgia Southern set new school records with 3-pointers made (282) and attempted (834) in a season. GS ranks second in the SBC in 3s per game (8.5) this season, and the Eagles have made 10 or more 3s three times.

• The Eagles picked up the 1,200th win in the history of the program, which began play in 1926-27, when they topped Coastal Georgia 92-43 Nov. 14.

• GS held Coastal Georgia to 23.1 percent shooting from the field, the lowest for an opponent since holding North Georgia to 22.7 percent in 2003.

• The Eagles play 10 of their first 12 games away from home. The stretch ends Dec. 20 at Winthrop. GS played three contests in Savannah (55 miles East) during that time and won all three.

• Mark Byington is coaching in his 115th career game today and his 104th at Georgia Southern. His 51 wins in his first three seasons at Georgia Southern are the best of any coach in the modern era.

• Under Mark Byington, Georgia Southern is 37-6 in games when leading at half and 47-3 when leading with five minutes to go, but two of those losses in each category have some this season.

• GS scored 75.9 points a game last season, the Eagles' best offensive output since averaging 77.5 points a game in 2005-06. GS scored 80-plus points in 10 games and 100-plus in three contests. The Eagles are averaging 78.1 this year and scored over 80 three times.

• Since joining the Sun Belt in 2014, 19 Georgia Southern games against Sun Belt schools have been decided by five points or less, and the Eagles are 12-7.

• Georgia Southern is 23-6 in Hanner Fieldhouse in its last 29 contests there and 31-12 under Mark Byington.

• Georgia Southern used 11 different combinations of starting lineups last year. GS has used three this season.

• The Eagles are 17-1 in Sun Belt games when leading at halftime.

LAST TIME OUT

• Ike Smith tallied a career-high 29 points and five rebounds, and Georgia Southern used a decisive 15-4 run in the second half to take control of the game and top Savannah State 94-75 Thursday night in Tiger Arena.

• Tookie Brown finished with 20 points and seven assists for Georgia Southern, and Mike Hughes collected 14 points, five rebounds and two steals. Montae Glenn added eight points and five rebounds, and Shawn O'Connell chipped in eight points and seven boards.

• The Eagles trailed 60-57 with 12 minutes to go in the game but used a 15-4 run, ignited by a Coye Simmons putback, to take control of the game. Smith hit two jumpers, while Brown and Hughes canned 3-pointers during the stretch.

• Hughes hit two more triples and fed Glenn for a dunk, and Brown added a 3-painter to give the Eagles an 83-70 lead with 3:39 to go.

• Savannah State made 10 of its first 15 3-point attempts and hit 11 of 17 in the first half to build a 44-43 cushion at halftime. Georgia Southern picked up the defense,

GEORGIA SOUTHERN'S RECORD WHEN...

GENERAL	BYINGTON ERA	2016-17	SBC										
At Home	31-12	1-0	15-5										
On the Road	18-31	1-3	9-11										
Neutral Site	6-5	2-0	--										
Overtime Game	3-4	0-0	2-2										
Day game	15-14	2-1	5-4										
Night game (after 6pm)	39-32	2-2	19-13										
HALFTIME	BYINGTON ERA	2016-17	SBC										
GS leads at halftime	37-6	1-1	17-1										
GS trails at halftime	17-39	2-2	7-16										
Tied at halftime	1-3	1-0	0-0										
SCORING	BYINGTON ERA	2016-17	SBC										
GS scores 100+ points	5-0	0-0	1-0										
GS scores 90+ points	8-1	2-0	2-0										
GS scores 80+ points	14-2	1-0	5-0										
GS scores 70+ points	23-11	0-1	9-5										
GS scores 60+ points	35-31	1-2	12-10										
GS scores less than 60 points	6-9	0-0	5-3										
Opp. scores 100+ points	1-0	0-0	1-0										
Opp. scores 90+ points	0-5	0-0	0-1										
Opp. scores 80+ points	3-16	0-2	1-5										
Opp. scores 70+ points	11-21	1-1	6-5										
Opp. scores 60+ points	24-30	0-0	11-9										
Opp. scores less than 60 points	23-1	1-0	9-0										
MARGINS	BYINGTON ERA	2016-17	SBC										
Games decided by 1 point	3-4	1-0	1-1										
Games decided by 5 points or less	16-15	0-1	11-6										
Games decided by 6-9 points	10-10	0-1	5-5										
Games decided by 10-19 points	13-16	2-1	5-5										
Games decided by 20+ points	13-6	1-0	3-1										
LAST 5 MINUTES	BYINGTON ERA	2016-17	SBC										
GS leads with 5:00 left	47-3	3-2	20-0										
GS trails with 5:00 left	8-43	1-1	4-18										
GS tied with 5:00 left	0-2	0-0	--										
MONTH	BYINGTON ERA	2016-17	SBC										
November	13-12	3-3	--										
December	9-9	1-0	0-2										
January	15-10	0-0	12-6										
February	14-11	0-0	11-5										
March	4-7	0-0	1-4										
DAY	BYINGTON ERA	2016-17	SBC										
Monday	6-3	1-0	1-0										
Tuesday	3-6	0-1	1-2										
Wednesday	3-3	0-0	0-1										
Thursday	17-10	1-0	11-6										
Friday	5-4	1-1	--										
Saturday	21-18	1-0	11-8										
Sunday	0-4	0-1	--										
CONFERENCE	BYINGTON ERA	2016-17	SBC										
AAC	1-1	0-0	-										
ACC	0-3	0-1	-										
Atlantic Sun	4-0	0-0	-										
Big 12	0-1	0-0	-										
Big South	3-3	1-0	-										
Big Ten	0-1	0-0	-										
Conference USA	1-2	0-0	-										
MAC	0-1	0-1	-										
MEAC	6-1	2-0	-										
SEC	0-2	0-0	-										
Southern	8-13	0-1	-										
Southland	0-1	0-0	-										
Sun Belt	24-18	0-0	-										
Non-Division I	9-0	1-0	-										
MARGIN OF VICTORY													
2-	3	4	5	6	7	8	9	10	11	12	13	14	15+
1	0	0	0	0	0	0	0	0	0	1	0	0	2
MARGIN OF DEFEAT													
2-	3	4	5	6	7	8	9	10	11	12	13	14	15+
1	0	0	0	0	0	1	0	0	0	0	1	0	0

and the Tigers cooled off in the second period. Savannah State made just three of 17 from downtown in the frame and missed their last nine of the game.

O'CONNELL NOMINATED FOR GOOD WORKS TEAM

• Shawn O'Connell has been named a nominee for the 2017 Allstate NABC Good Works Team® -- one of the most prestigious off-the-court honors in men's college basketball, Allstate and the National Association of Basketball Coaches (NABC) announced today.

• O'Connell has done an extraordinary job of demonstrating leadership both on and off the court through his tireless dedication to giving back to others. During his three years at Georgia Southern, the redshirt sophomore participated in Red Ribbon Week last year and has taken part annually in Relay for Life and Walk a Mile in Her Shoes, has visited the Boys & Girls Club of Statesboro and Samuel J. Green Charter School in New Orleans and read to children at Julia P. Bryant, Sally Zetterower and Langston Hughes schools.

• On the court, O'Connell has started all six games this season and is averaging seven points and 4.7 rebounds a game. He collected career highs of 15 points, nine rebounds and three blocked shots against Radford last Saturday.

• For the fifth year, Allstate and the National Association of Basketball Coaches (NABC) are recognizing a select group of men's college basketball student-athletes for their remarkable community service achievements. The Allstate NABC and WBCA Good Works Teams® recognizes players at all levels of college basketball whose charitable involvement and altruistic acts stand out amongst all other student-athletes participating in the sport.

• A special voting panel, headlined by former Duke University basketball athlete, two-time NCAA® champion and seven-time NBA All-Star Grant Hill, will select a 10-member team, comprised of five student-athletes from the NCAA Division I level and five student-athletes from Divisions II, III and the NAIA, from the 181 nominees. The final roster of award recipients will be unveiled in February.

GS SIGNS TYSHAUN CRAWFORD

• Georgia Southern has signed Tyshaun Crawford to a National Letter of Intent.

• A 7-foot-1, 270-pound center Crawford averaged 10 points, 10 rebounds and three blocked shots a game as a junior at Griffin High School and was named first-team all-region. He collected 14 points, 10 rebounds and 1.2 blocked shots a game for Team Forrest on the AAU circuit last summer.

• Crawford's high school coach, Willie Reese, and AAU coach, James Forrest, both played four seasons at Georgia Tech for legendary coach Bobby Cremins.

HANNER GETS A FACELIFT

• Hanner Fieldhouse, the home of Georgia Southern basketball which is nearing its 50th birthday, received some renovations last August.

• The school installed new LED lighting in the main arena, added three entrances to the building, installed

a new floor in the lobby, refurbished the front entrance and installed additional seating to meet ADA requirements.

• Georgia Southern flipped the student section to the opposite side of the court behind the team benches and moved season ticket seating to the side across from the benches. The school has also doubled the number of reserved, courtside seats to 50.

APPLES AND TREES

- Three Eagle student-athletes' fathers played and/or coached college basketball.
- Jake Allsmiller's dad, Brian, played at Vanderbilt (1978-81); Devonte Boykins' father, Robert, played at Johnson C. Smith (1992-95); Shawn O'Connell's father, Dave, played at Duke (1973-76).
- Aubrey McRae's father, Travis, coached him at Glenn Hills High School.

BOARDING THE MOTHERSHIP

• The Eagles will have 12 live broadcasts on television and streaming platforms this season with a chance at a 13th. The Eagles are part of the Sun Belt pool for the Jan. 16 game on ESPN2, and the matchup will be selected 21 days out. Seven Eagle games will air on ESPN3 and two will be on the American Sports Network (also available on WatchESPN and WatchESPN app) as part of the Sun Belt package.

- Non-conference Games at NC State (ACC Extra), at Mercer (ESPN3) and at Minnesota (Big Ten Network) will also be carried.
- Thirteen Georgia Southern games were broadcast on the ESPN family of Networks last season

FREE HOOPS

- Georgia Southern is 35-42 in overtime contests and 3-6 in its last nine.
- The Eagles were 1-1 in overtime games in each of the last two seasons.
- Georgia Southern fell 69-66 to Georgia State in its last overtime game Jan. 19, 2016.

TEAM CAPTAINS

• Mike Hughes, Devonte Boykins and Tookie Brown were named the 2016-17 captains in a vote by the team.

WAITING IN THE WINGS

- Sophomore Jared Hamilton will sit out the 2016-17 campaign after transferring from Jacksonville State following his freshman season.
- He averaged nine points, 4.9 rebounds and 1.4 assists in 29.5 minutes a game and started all 30 games he played in. Hamilton reached double figures in 13 contests and scored a season-high 21 points to go along with nine rebounds in 40 minutes against Tennessee State.

A STAFF OF HEAD COACHES

- In addition to head coach Mark Byington, two other members of the coaching staff have experience in the first chair.
- Assistant coach Ben Betts compiled a 52-41 record at South Carolina State from 2003-06. His squad won the

2016-17 GEORGIA SOUTHERN MEN'S BASKETBALL

GEORGIA SOUTHERN RANKINGS SUMMARY *(through games Dec. 1)*

TEAM CATEGORY	NCAA			INDIVIDUAL CATEGORY	NCAA		
	SBC	STAT	SBC		STAT		
3-pt Field Goal Attempts (347 ranked)	49	3	182	3-pt Field Goal Attempts (232 ranked)	Tookie Brown	102	47
Assist Turnover Ratio (347 ranked)	152	5	1.06		Jake Altsmiller	147	44
Assists Per Game (347 ranked)	286	11	11.7	Assist Turnover Ratio (250 ranked)	Tookie Brown	220	1.81
Blocked Shots Per Game (346 ranked)	153	6	3.6	Assists Per Game (250 ranked)	Tookie Brown	161	4.1
Defensive Rebounds per Game (347 ranked)	246	12	24.43	Blocked Shots Per Game (229 ranked)			
Fewest Fouls (347 ranked)	250	7	146	Defensive Rebounds per Game (248 ranked)			
Fewest Turnovers (347 ranked)	54	2	77	Double Doubles (167 ranked)	Tookie Brown	167	7
Field-Goal Percentage (347 ranked)	179	8	44.3	Field-Goal Percentage (249 ranked)	Ike Smith	115	53.5
Field-Goal Percentage Defense (347 ranked)	120	6	41.1	Free Throw Attempts (243 ranked)	Ike Smith	111	41
Free Throw Attempts (347 ranked)	159	6	148		B.J. Gladden	124	40
Free Throws Made (347 ranked)	211	8	93	Free Throws Made (234 ranked)	Ike Smith	72	34
Free-Throw Percentage (347 ranked)	307	9	62.8	Free-Throw Percentage (250 ranked)	Ike Smith	169	82.9
Offensive Rebounds Per Game (347 ranked)	50	6	13.43	Minutes Per Game (246 ranked)			
Personal Fouls Per Game (347 ranked)	256	7	20.9	Offensive Rebounds Per Game (229 ranked)	Montae Glenn	70	3.00
Rebound Margin (347 ranked)	208	12	0.3		Coye Simmons	151	2.57
Scoring Defense (347 ranked)	149	6	70.0	Points Per Game (249 ranked)	Ike Smith	40	21.1
Scoring Margin (347 ranked)	103	6	8.1	Rebounds Per Game (246 ranked)			
Scoring Offense (347 ranked)	105	6	78.1	Steals Per Game (235 ranked)	Tookie Brown	53	2.14
Steals Per Game (347 ranked)	127	6	7.0	Three-Point Field Goals Per Game (249 ranked)	Jake Altsmiller	97	2.71
Three Pt FG Defense (347 ranked)	114	6	31.9	Three-Point Field-Goal Percentage (154 ranked)	Jake Altsmiller	78	43.2
Three-Point Field Goals Per Game (347 ranked)	51	1	9.1	Total 3-point FGM (223 ranked)	Jake Altsmiller	86	19
Three-Point Field-Goal Percentage (347 ranked)	165	6	35.2	Total Assists (237 ranked)	Tookie Brown	149	29
Total 3-point FGM (347 ranked)	59	3	64	Total Blocks (247 ranked)			
Total Assists (347 ranked)	252	10	82	Total Field Goal Attempts (247 ranked)	Ike Smith	85	99
Total Blocks (346 ranked)	142	7	25		Tookie Brown	108	96
Total Rebounds (347 ranked)	145	8	265	Total Field Goals Made (228 ranked)	Ike Smith	31	53
Total Rebounds Per Game (347 ranked)	138	8	37.86	Total Minutes (246 ranked)			
Total Steals (347 ranked)	117	8	49	Total Points (246 ranked)	Ike Smith	43	148
Turnover Margin (342 ranked)	41	3	3.7	Total Rebounds (245 ranked)			
Turnovers Forced (347 ranked)	136	7	14.71	Total Steals (235 ranked)	Tookie Brown	51	15
Turnovers Per Game (346 ranked)	17	1	11.0	Triple Doubles (1 ranked)			
Won-Lost Percentage (340 ranked)	150	7	57.1				

MEAC regular-season title after posting an 18-11 record in 2003-04.

- Director of Operations Rob Burke was the head coach at Spartanburg Methodist from 2004-10 and his teams went 112-67 and averaged 19 wins a season during his tenure.

NEXT UP

- Georgia Southern opens a four-game road trip that will encompass 4,120 miles of travel as the Eagles go from Minnesota to Miami.
- The trip starts with a 9 p.m. (ET) contest at Minnesota Dec. 8, and the game will be televised on the Big Ten Network.

FGCU RANKINGS SUMMARY *(through games Dec. 1)*

TEAM CATEGORY	NCAA			INDIVIDUAL CATEGORY	NCAA		
	ASUN	STAT	ASUN		STAT		
3-pt Field Goal Attempts (347 ranked)	195	7	139	3-pt Field Goal Attempts (232 ranked)			
Assist Turnover Ratio (347 ranked)	61	1	1.25	Assist Turnover Ratio (250 ranked)	Reggie Reid	32	3.50
Assists Per Game (347 ranked)	34	1	17.1		Christian Terrell	174	2.00
Blocked Shots Per Game (346 ranked)	167	3	3.4	Assists Per Game (250 ranked)			
Defensive Rebounds per Game (347 ranked)	123	3	26.86	Blocked Shots Per Game (229 ranked)	Demetris Morant	106	1.57
Fewest Fouls (347 ranked)	202	2	138	Defensive Rebounds per Game (248 ranked)			
Fewest Turnovers (347 ranked)	186	1	96	Double Doubles (167 ranked)	Antravious Simmons	167	3
Field-Goal Percentage (347 ranked)	26	1	49.8	Field-Goal Percentage (249 ranked)	Brandon Goodwin	148	51.9
Field-Goal Percentage Defense (347 ranked)	166	1	42.6	Free Throw Attempts (243 ranked)			
Free Throw Attempts (347 ranked)	284	8	114	Free Throws Made (234 ranked)			
Free Throws Made (347 ranked)	265	7	82	Free-Throw Percentage (250 ranked)			
Free-Throw Percentage (347 ranked)	102	3	71.9	Minutes Per Game (246 ranked)			
Offensive Rebounds Per Game (347 ranked)	207	4	10.29	Offensive Rebounds Per Game (229 ranked)			
Personal Fouls Per Game (347 ranked)	193	4	19.7	Points Per Game (249 ranked)	Brandon Goodwin	225	16.0
Rebound Margin (347 ranked)	71	2	5.7	Rebounds Per Game (246 ranked)			
Scoring Defense (347 ranked)	155	2	70.1	Steals Per Game (235 ranked)			
Scoring Margin (347 ranked)	97	1	8.4	Three-Point Field Goals Per Game (249 ranked)			
Scoring Offense (347 ranked)	94	2	78.6	Three-Point Field-Goal Percentage (154 ranked)			
Steals Per Game (347 ranked)	287	6	5.0	Total 3-point FGM (223 ranked)			
Three Pt FG Defense (347 ranked)	27	1	28.0	Total Assists (237 ranked)			
Three-Point Field Goals Per Game (347 ranked)	108	6	8.3	Total Blocks (247 ranked)	Demetris Morant	90	11
Three-Point Field-Goal Percentage (347 ranked)	14	1	41.7	Total Field Goal Attempts (247 ranked)	Brandon Goodwin	247	81
Total 3-point FGM (347 ranked)	101	7	58	Total Field Goals Made (228 ranked)	Brandon Goodwin	155	42
Total Assists (347 ranked)	35	3	120	Total Minutes (246 ranked)			
Total Blocks (346 ranked)	158	5	24	Total Points (246 ranked)	Brandon Goodwin	221	112
Total Rebounds (347 ranked)	158	7	260	Total Rebounds (245 ranked)			
Total Rebounds Per Game (347 ranked)	162	4	37.14	Total Steals (235 ranked)			
Total Steals (347 ranked)	275	7	35	Triple Doubles (1 ranked)			
Turnover Margin (342 ranked)	277	4	-2.0				
Turnovers Forced (347 ranked)	302	7	11.71				
Turnovers Per Game (346 ranked)	178	3	13.7				
Won-Lost Percentage (340 ranked)	150	2	57.1				

QUICK FACTS

GENERAL INFORMATION

School	Georgia Southern University
Location	Statesboro, Ga.
Founded	December 1, 1906
Enrollment	20,574
Nickname	Eagles
Mascot	GUS
Live Mascot	Freedom
Colors	Navy Blue & White
Home Arena	Hanner Fieldhouse (3,897)
Conference	Sun Belt
Interim President	Jaimie L. Hebert, Ph. D.
Athletics Director	Tom Kleinlein
Faculty Athletics Rep.	Dr. Chris Geyerman

HISTORY

First Year of Basketball	1926-27
First Year of Division I	1971-72
First Year in TAAC	1980-81
First Year in Southern Conference	1992-93
First Year in Sun Belt	2014-15
All-Time Record	1,200-948
Sun Belt Record (2 seasons)	24-16
SoCon South Division Championships	3 (2002, 2004, 2006)
TAAC Regular Season Championships	4 (1985, 1988, 1989, 1992)
NCAA Appearances	3 (1983, 1987, 1992)
NIT Appearances	3 (1988, 1989, 2006)

COACHING STAFF

Head Coach	Mark Byington
	UNC Wilmington, 1998
Career Record	62-52 (Fourth Season)*
at Georgia Southern	55-48 (Fourth Season)
Assistant Coach	Larry Dixon
Assistant Coach	Andrew Wilson
Assistant Coach	Ben Betts
Director of Basketball Operations	Rob Burke
Graduate Manager	Alex Meltzer
Basketball Strength Coach	Cody Dukquits
Athletic Trainer	Nick Sparacio

*Went 7-4 as interim at College of Charleston in 2012

GS LAST WIN VS. CONFERENCES

AMERICA EAST	at Maine - 91-77 - 11/24/02
AMERICAN	at USF - 68-63 - 12/15/14
ATLANTIC 10	Davidson - 70-57 - 1/14/13
ACC	at Virginia Tech - 83-78 - 12/15/13
ATLANTIC SUN	vs. Stetson - 78-58 - 12/22/15
BIG 12	Never
BIG EAST	Never
BIG SKY	Never
BIG SOUTH	vs Radford - 11/26/16
BIG TEN	Never
BIG WEST	UC Davis - 116-73 - 11/12/06
CAA	Coll. of Charleston - 51-47 - 1/17/13
CONFERENCE USA	FIU - 78-72 - 11/24/14
HORIZON	Illinois-Chicago - 89-69 - 11/28/05
IVY	Brown - 87-76 - 12/19/81
MAAC	Rider - 94-72 - 12/20/73
MAC	Northern Illinois - 72-70 - 12/8/06
MEAC	at Savannah State - 12/1/16
MISSOURI VALLEY	Illinois State - 64-61 - 12/10/05
MOUNTAIN WEST	Never
NORTHEAST	Wagner - 78-59 - 12/15/03
OHIO VALLEY	Jacksonville St. - 66-63 - 2/21/09
PAC-12	Never
PATRIOT	Boston University - 100-81 - 12/27/73
SEC	South Carolina - 82-69 - 12/8/92
SOCON	Chattanooga - 62-55 - 3/8/14
SOUTHLAND	Texas A&M Corpus-Christi - 78-69 - 12/28/07
SWAC	Mississippi Valley St. - 62-52 - 12/22/12
SUMMIT	Oral Roberts - 80-76 - 1/16/71
WEST COAST CONF	Portland - 89-75 - 11/10/05
WAC	Never

MISCELLANEOUS STATS

DOUBLE-FIGURE SCORING

PLAYER	2016-17	CAREER	CONSECUTIVE
Mike Hughes	2	36	1
Tookie Brown	4	33	3
Ike Smith	6	27	1
Jake Allsmiller	2	11	0
Devonte Boykins	0	7	0
Shawn O'Connell	1	4	0
Coye Simmons	0	2	0
Montae Glenn	0	2	0
B.J. Gladden	2	2	0

DOUBLE FIGURE REBOUNDING

PLAYER	2016-17	CAREER	CONSECUTIVE
Coye Simmons	1	6	0
Mike Hughes	0	1	0
Ike Smith	0	1	0
Tookie Brown	1	1	0

20-POINT GAMES

PLAYER	2016-17	CAREER	CONSECUTIVE
Tookie Brown	2	12	1
Mike Hughes	0	8	0
Ike Smith	5	8	1
Jake Allsmiller	0	1	0

30-POINT GAMES

PLAYER	2016-17	CAREER	CONSECUTIVE
Tookie Brown	1	1	-

DOUBLE-DOUBLES

PLAYER	2016-17	CAREER	CONSECUTIVE
Coye Simmons	0	2	0
Ike Smith	0	1	0
Tookie Brown	1	1	0

TIMES LED IN SCORING

PLAYER	2016-17	CAREER	CONSECUTIVE
Tookie Brown	1	18	0
Mike Hughes	0	11	0
Ike Smith	5	11	1
Jake Allsmiller	0	2	0
Shawn O'Connell	1	1	0

TIMES LED IN REBOUNDING

PLAYER	2016-17	CAREER	CONSECUTIVE
Mike Hughes	1	20	0
Coye Simmons	2	14	1
Ike Smith	0	7	0
Montae Glenn	1	6	0
Shawn O'Connell	2	4	0
Tookie Brown	1	3	0
Montae Glenn	1	1	0
B.J. Gladden	2	2	0

TIMES LED IN ASSISTS

PLAYER	2016-17	CAREER	CONSECUTIVE
Tookie Brown	7	27	12
Mike Hughes	0	11	0
Devonte Boykins	0	6	0
Jake Allsmiller	1	3	0
Ike Smith	1	2	0

STARTS

PLAYER	2016-17	CAREER	CONSECUTIVE
Mike Hughes	4	65	4
Jake Allsmiller	2	44	0
Ike Smith	7	35	10
Tookie Brown	7	34	34
Coye Simmons	0	20	0
Devonte Boykins	1	11	0
Montae Glenn	7	15	7
Shawn O'Connell	7	11	7

FIRST OFF THE BENCH

PLAYER	2016-17	CAREER	CONSECUTIVE
Shawn O'Connell	0	18	0
Devonte Boykins	2	16	0
Jake Allsmiller	3	13	1
Coye Simmons	4	11	2
Montae Glenn	0	6	0
Tookie Brown	0	1	0
Mike Hughes	0	1	0
B.J. Gladden	4	4	1

SERIES RECORDS VS 2016-17 OPPONENTS

NON-CONFERENCE OVERALL	STRK	LAST
Akron	0-1 L1	11/22/16, L 67-75 (away)
Coastal Georgia	1-0 W1	11/14/16, W 92-43 (home)
Florida A&M	3-1 W3	11/25/16, W 83-72 (neutral)
Florida Gulf Coast		First Meeting
Fisk		First Meeting
FIU	3-0 W3	11/24/14, W 78-72 (Hanner)
Mercer	74-40 L1	11/20/16, L 67-80 (away)
NC State	0-4 L4	11/11/16, L 79-81 (away)
Radford	3-0 W3	11/26/16, W 65-64 (neutral)
Savannah State	12-1 W1	12/1/16, W 94-75 (away)
Winthrop	0-3 L3	12/19/15, L 81-88 (Hanner)

SUN BELT OVERALL STRK LAST 15-16 16-17

Appalachian St.	21-25 W4	2/25/16, W 88-63 (H)	2-0
Arkansas St.	9-3 W7	2/18/16, W 90-59 (H)	2-0
Coastal Carolina	0-4 L4	12/29/2009, L 64-76 (A)	--
Georgia St.	41-17 W1	2/23/16, W 54-52 (H)	1-1
Little Rock	16-14 L2	2/20/16, L 61-75 (H)	0-2
UL Lafayette	2-5 L3	3/5/16, L 78-87 (A)	0-2
ULM	5-10 L1	3/3/16, L 76-83 (A)	1-1
South Alabama	3-9 L3	3/10/16, L 67-61 (N)	0-3
UT Arlington	3-2 W1	2/4/16, W 82-73 (H)	1-1
Texas State	4-1 W1	2/6/16, W 66-62 (H)	1-1
Troy	12-6 W2	2/11/16, W 77-71 (A)	2-0


STARTING LINEUPS

	Guard	Guard	Guard	Forward	Forward
at NCSU	Brown	Boykins	Smith	O'Connell	Glenn
vs. C. Ga.	Brown	Allsmiller	Smith	O'Connell	Glenn
at MER	Brown	Allsmiller	Smith	O'Connell	Glenn
at AKR	Brown	Hughes	Smith	O'Connell	Glenn
vs. FA&M	Brown	Hughes	Smith	O'Connell	Glenn
vs. RU	Brown	Hughes	Smith	O'Connell	Glenn
at SSU	Brown	Hughes	Smith	O'Connell	Glenn
vs. FGCU					
at UM					
at FGCU					
at FIU					
at WIN					
vs. FISK					
vs. GSU					
vs. TROY					
vs. USA					
at ULL					
at ULM					
vs. APP					
vs. CCU					
at USA					
at TROY					
vs. ULM					
vs. ULL					
at CCU					
at APP					
vs. TSU					
vs. UTA					
at ASU					
at LR					
at GSU					
vs. SBC					

BREAKDOWN


Record	Guard	Guard	Guard	Forward	Forward
0-1	Brown	Boykins	Smith	O'Connell	Glenn
1-1	Brown	Allsmiller	Smith	O'Connell	Glenn
3-1	Brown	Hughes	Smith	O'Connell	Glenn

2016-17 GEORGIA SOUTHERN MEN'S BASKETBALL



0

MONTAE GLENN
6-8 • F
So. • Carrollton, Ga.




1

DEVONTE BOYKINS
6-2 • G
Jr. • Forest City, N.C.




2

MIKE HUGHES
6-3 • G
Jr. • Winston-Salem, N.C.



3

IKE SMITH
6-4 • G
So. • Gainesville, Fla.



4

TOOKIE BROWN
5-11 • G
So. • Madison, Ga.




5

B.J. GLADDEN
6-6 • F
Jr. • Charlotte, N.C.




10

JAKE ALLSMILLER
6-5 • G
Jr. • Nashville, Tenn.



11

SHAWN O'CONNELL
6-8 • F
R-So. • Roswell, Ga.



12

AUBREY McRAE
6-3 • G
R-So. • Augusta, Ga.




13

QUAN JACKSON
6-4 • G
Fr. • Tallahassee, Fla.



14

COYE SIMMONS
6-8 • F
Jr. • Winston-Salem, N.C.



21

JAMES HOLDER
6-1 • G
Sr. • Gwinnett, Ga.




24

BRANDON WIMBERLY
6-1 • G
Jr. • Macon, Ga.



25

DAVID GEORGIEV
6-7 • F
Fr. • Skopje, Macedonia



33

DOMINIQUE BULLOCK
5-11 • G
Sr. • Valdosta, Ga.



--

JARED HAMILTON
6-4 • G
So. • Charlotte, N.C.

GEORGIA SOUTHERN COACHES AND STAFF

Head Coach - Mark Byington (UNC Wilmington, 4th year)
Assistant Coaches - Andrew Wilson (Florida State, 4th year) - Larry Dixon (Johnson C. Smith, 4th year) - Ben Betts (Roanoke, 2nd year)
Director of Basketball Operations - Rob Burke (Chowan, 2nd year)
Graduate Manager - Alex Meltzer (Georgia Southern, 2nd year)

BUILDING THE EAGLES

#0 Montae Glenn Signed in fall of 2014
 #1 Devonte Boykins Signed in fall of 2013
 #2 Mike Hughes Signed in spring of 2014
 #3 Ike Smith Signed in spring of 2015
 #4 Tookie Brown Signed in spring of 2015
 #5 B.J. Gladden Signed in spring of 2016
 #10 Jake Allsmiller Signed in fall of 2013
 #11 Shawn O'Connell Signed in fall of 2013
 #12 Aubrey McRae Signed in spring of 2014
 #13 Quan Jackson Signed in fall of 2015
 #14 Coye Simmons Signed in spring of 2014
 -- Jared Hamilton Signed in spring of 2016

2016-17 GEORGIA SOUTHERN MEN'S BASKETBALL ROSTER

No.	Name	Pos.	Ht.	Wt.	Cl.	Hometown	High School/Previous
0	Montae Glenn	F	6-8	230	So.	Carrollton, Ga.	Carrollton
1	Devonte Boykins	G	6-2	180	Jr.	Forest City, N.C.	East Rutherford
2	Mike Hughes	G	6-3	190	Jr.	Winston-Salem, N.C.	Winston-Salem Prep
3	Ike Smith	G	6-4	195	So.	Gainesville, Fla.	Gainesville
4	Tookie Brown	G	5-11	180	So.	Madison, Ga.	Morgan County
5	B.J. Gladden	F	6-6	210	Jr.	Charlotte, N.C.	Olympic / Eastern Florida
10	Jake Allsmiller	G	6-5	185	Jr.	Nashville, Tenn.	Christ Presbyterian Academy
11	Shawn O'Connell	F	6-8	190	R-So.	Roswell, Ga.	Milton
12	Aubrey McRae	G	6-3	185	R-So.	Augusta, Ga.	Glenn Hills
14	Coye Simmons	F	6-8	235	Jr.	Winston-Salem, N.C.	Winston-Salem Prep
21	James Holder	G	6-1	175	Sr.	Gwinnet, Ga.	Mill Creek
24	Brandon Wimberly	G	6-1	170	Jr.	Macon, Ga.	Jones County
25	David Georgiev	F	6-7	200	Fr.	Skopje, Macedonia	American Int'l School of Bucharest
33	Dominique Bullock	G	5-11	183	Sr.	Valdosta, Ga.	Valdosta
--	Jared Hamilton	G	6-4	190	So.	Charlotte, N.C.	ABI Prep / Jacksonville State

PRONUNCIATIONS

1 - Devonte (Deh-VON-tay) Boykins
 4 - Tookie (TOO-key) Brown
 25 - David Georgiev (geor-GEE-ev)
 HC - Mark Byington (BUY-ing-ton)

2016-17 GEORGIA SOUTHERN MEN'S BASKETBALL

TEAM SINGLE-GAME HIGHS AND LOWS

GEORGIA SOUTHERN - TEAM GAME HIGHS

POINTS	92	COASTAL GEORGIA (11/14/16)
FIELD GOALS MADE	35	COASTAL GEORGIA (11/14/16)
FIELD GOAL ATTEMPTS	73	at NC State (11/11/16)
FIELD GOAL PERCENTAGE	.547 (35-64)	COASTAL GEORGIA (11/14/16)
3 PT FIELD GOALS MADE	15	vs Florida A&M (11/25/16)
3 PT FG ATTEMPTS	42	vs Florida A&M (11/25/16)
3 PT FG PERCENTAGE	.615 (8-13)	vs Radford (11/26/16)
FREE THROWS MADE	20	at NC State (11/11/16)
FREE THROW ATTEMPTS	32	at NC State (11/11/16)
FREE THROW PERCENTAGE	.833 (15-18)	at Mercer (11/20/16)
REBOUNDS	46	at NC State (11/11/16)
ASSISTS	16	COASTAL GEORGIA (11/14/16)
STEALS	12	COASTAL GEORGIA (11/14/16)
BLOCKED SHOTS	6	at Mercer (11/20/16)
TURNOVERS	14	at Akron (11/22/16)
FOULS	27	at NC State (11/11/16)

OPPONENT - TEAM GAME HIGHS

POINTS	81	at NC State (11/11/16)
FIELD GOALS MADE	27	at NC State (11/11/16)
FIELD GOAL ATTEMPTS	63	at NC State (11/11/16)
FIELD GOAL PERCENTAGE	.464 (26-56)	at Akron (11/22/16)
3 PT FIELD GOALS MADE	14	at Savannah State (12/01/16)
3 PT FG ATTEMPTS	36	at Akron (11/22/16)
3 PT FG PERCENTAGE	.423 (11-26)	vs Radford (11/26/16)
FREE THROWS MADE	27	at Mercer (11/20/16)
FREE THROW ATTEMPTS	33	at NC State (11/11/16)
FREE THROW PERCENTAGE	.844 (27-32)	at Mercer (11/20/16)
REBOUNDS	44	at NC State (11/11/16)
ASSISTS	20	at Savannah State (12/01/16)
	20	at Akron (11/22/16)
STEALS	9	at Savannah State (12/01/16)
BLOCKED SHOTS	8	at NC State (11/11/16)
TURNOVERS	22	COASTAL GEORGIA (11/14/16)
FOULS	22	at NC State (11/11/16)

GEORGIA SOUTHERN - TEAM GAME LOWS

POINTS	65	vs Radford (11/26/16)
FIELD GOALS MADE	21	at Mercer (11/20/16)
FIELD GOAL ATTEMPTS	52	vs Radford (11/26/16)
FIELD GOAL PERCENTAGE	.368 (21-57)	at Mercer (11/20/16)
3 PT FIELD GOALS MADE	4	at Akron (11/22/16)
3 PT FG ATTEMPTS	13	vs Radford (11/26/16)
3 PT FG PERCENTAGE	.227 (5-22)	at NC State (11/11/16)
FREE THROWS MADE	7	vs Radford (11/26/16)
FREE THROW ATTEMPTS	9	vs Radford (11/26/16)
FREE THROW PERCENTAGE	.500 (13-26)	COASTAL GEORGIA (11/14/16)
REBOUNDS	29	vs Radford (11/26/16)
ASSISTS	5	at NC State (11/11/16)
STEALS	4	at NC State (11/11/16)
	4	at Mercer (11/20/16)
	4	vs Radford (11/26/16)
BLOCKED SHOTS	2	at Akron (11/22/16)
TURNOVERS	7	at NC State (11/11/16)
FOULS	15	vs Radford (11/26/16)

OPPONENT - GAME LOWS

POINTS	43	COASTAL GEORGIA (11/14/16)
FIELD GOALS MADE	12	COASTAL GEORGIA (11/14/16)
FIELD GOAL ATTEMPTS	52	COASTAL GEORGIA (11/14/16)
FIELD GOAL PERCENTAGE	.231 (12-52)	COASTAL GEORGIA (11/14/16)
3 PT FIELD GOALS MADE	4	at NC State (11/11/16)
3 PT FG ATTEMPTS	17	vs Florida A&M (11/25/16)
3 PT FG PERCENTAGE	.167 (4-24)	at NC State (11/11/16)
FREE THROWS MADE	9	vs Radford (11/26/16)
FREE THROW ATTEMPTS	14	vs Radford (11/26/16)
FREE THROW PERCENTAGE	.579 (11-19)	at Savannah State (12/01/16)
REBOUNDS	33	vs Radford (11/26/16)
	33	at Savannah State (12/01/16)
ASSISTS	7	COASTAL GEORGIA (11/14/16)
	7	vs Florida A&M (11/25/16)
STEALS	2	at NC State (11/11/16)
	2	COASTAL GEORGIA (11/14/16)
BLOCKED SHOTS	2	at Mercer (11/20/16)
	2	vs Radford (11/26/16)
	2	at Savannah State (12/01/16)
TURNOVERS	9	at NC State (11/11/16)
	9	at Mercer (11/20/16)
FOULS	12	vs Radford (11/26/16)

INDIVIDUAL SINGLE-GAME HIGHS AND LOWS

GEORGIA SOUTHERN HIGHS

Points	29	Smith, Ike at Savannah State (12/01/16)
	26	Smith, Ike vs Florida A&M (11/25/16)
	26	Brown, Tookie at NC State (11/11/16)
	23	Smith, Ike at Akron (11/22/16)
	23	Smith, Ike vs Coastal Georgia (11/14/16)
Field Goals Made	11	Smith, Ike at Savannah State (12/01/16)
Field Goal Att.	23	Brown, Tookie at NC State (11/11/16)
FG Pct (min 5 made)	.750 (9-12)	Smith, Ike vs Coastal Georgia (11/14/16)
3-Point FG Made	6	Allsmiller, Jake vs Florida A&M (11/25/16)
	6	Hughes, Mike vs Florida A&M (11/25/16)
3-Point FG Att.	13	Allsmiller, Jake vs Florida A&M (11/25/16)
3-Pt FG Pct (min 3 made)	1.000 (3-3)	Allsmiller, Jake vs Radford (11/26/16)
Free Throws Made	8	Smith, Ike vs Florida A&M (11/25/16)
	8	Brown, Tookie at NC State (11/11/16)
Free Throw Att.	12	Gladden, B.J. vs Florida A&M (11/25/16)
	12	Brown, Tookie at NC State (11/11/16)
FT Pct (min 7 made)	1.000 (8-8)	Smith, Ike vs Florida A&M (11/25/16)
Rebounds	10	Simmons, Coye vs Florida A&M (11/25/16)
	10	Brown, Tookie at NC State (11/11/16)
Assists	7	Brown, Tookie at Savannah State (12/01/16)
	7	Brown, Tookie vs Florida A&M (11/25/16)
Steals	4	Brown, Tookie vs Florida A&M (11/25/16)
Blocked Shots	4	Gladden, B.J. at Mercer (11/20/16)
Minutes	36	Brown, Tookie vs Florida A&M (11/25/16)
	36	Brown, Tookie at NC State (11/11/16)

OPPONENT HIGHS

Points	23	HENDERSON, TERRY at NC State (11/11/16)
	20	JOHNSON, Isaiah at Akron (11/22/16)
	19	WILLIAMS, Desmond vs Florida A&M (11/25/16)
	19	JACKSON, Antino at Akron (11/22/16)
	18	DASENT, Austin at Savannah State (12/01/16)
	18	Ria'n Holland at Mercer (11/20/16)
Field Goals Made	8	JOHNSON, Isaiah at Akron (11/22/16)
Field Goal Att.	15	HENDERSON, TERRY at NC State (11/11/16)
FG Pct (min 5 made)	.889 (8-9)	JOHNSON, Isaiah at Akron (11/22/16)
3-Point FG Made	5	JACKSON, Antino at Akron (11/22/16)
	5	Martin, Brandon vs Coastal Georgia (11/14/16)
3-Point FG Att.	11	WILLIAMS, Josh at Akron (11/22/16)
	11	HENDERSON, TERRY at NC State (11/11/16)
3-Pt FG Pct (min 3 made)	.800 (4-5)	BRADFORD, Christian vs Radford (11/26/16)
Free Throws Made	8	HENDERSON, TERRY at NC State (11/11/16)
Free Throw Att.	11	WILLIAMS, Desmond vs Florida A&M (11/25/16)
FT Pct (min 7 made)	.889 (8-9)	HENDERSON, TERRY at NC State (11/11/16)
Rebounds	11	DORN, TORIN at NC State (11/11/16)
	11	ABU, ABDUL-MALIK at NC State (11/11/16)
Assists	7	CABEZA, Jahir at Savannah State (12/01/16)
Steals	3	Ria'n Holland at Mercer (11/20/16)
Blocked Shots	6	ABU, ABDUL-MALIK at NC State (11/11/16)

2016-17 GEORGIA SOUTHERN MEN'S BASKETBALL

THE LAST TIME

GEORGIA SOUTHERN INDIVIDUALS...

Scored 30 Points: (Home) - Jelani Hewitt (33) vs. Florida International, 11/24/14; (Away) - Tookie Brown (34) at Appalachian State, 1/25/16

Scored 35 Points: (Home) - Jelani Hewitt (38) vs. Campbell, 11/30/13; (Away) - Julius Jenkins (37) at Western Carolina, 1/25/03

Scored 40 Points: (Home) - Elton Nesbitt (43) vs. Chattanooga, 1/17/05; (Away) - Johnny Mills (40) at Samford, 2/3/73

Had 15+ Rebounds: Eric Ferguson (16) at UT Arlington, 12/30/14

Had 20+ Rebounds: Kevin Anderson (21) vs. Mercer, 3/1/77

Had a Triple-Double: None

Two Players Had Double-Figure Rebounds: Coye Simmons (10), Angel Matias (16) vs. Johnson Univ., 11/22/14

Three Players Had Double-Figure Rebounds: Kashien Latham (10), Wayne Wooley (11), Frank Bennett (10) vs. High Point, 11/25/2000

Two Players Had Double-Doubles: Angel Matias (12 pts, 16 reb), Coye Simmons (10 pts, 10 reb) vs. Johnson Univ. 11/22/14

Five Scorers in Double-Figures: Mike Hughes (18), Ike Smith (10), Tookie Brown (15), Jake Allsmiller (17) and Montae Glenn (10) vs. Ark State, 2/18/16

Six Scorers in Double-Figures: Ike Smith (11), Jake Allsmiller (11), Tookie Brown (12), Jason Burnell (19), Coye Simmons (10), Jonathan Sanks (12) vs. Webber, 11/13/15

Seven Scorers in Double-Figures: Rory Spencer (13), Marvin Baynham (10), Ben Drayton (16), Eric Ferguson (16), Jelani Hewitt (17), Tre Bussey (10), Cameron Baskerville (11) vs. Reinhardt, 11/18/10

Three players scored 20+ Points: Tookie Brown (26), Mike Hughes (23), Ike Smith (20) vs. UT Arlington, 2/4/16

Led 65 in Points, Rebounds and Assists: Tookie Brown (26 pts, 10 reb, 3 asst) at NC State, 11/11/16

Had 5 3-Pointers: Jake Allsmiller (6) and Mike Hughes (6) vs. FAMU, 11/25/16

Two Players Had 5 3-Pointers: Jake Allsmiller (6) and Mike Hughes (6) vs. FAMU, 11/25/16

Had Consecutive Double-Doubles: Eric Ferguson 1/2/13-1/5/13

Had Three Straight Double-Doubles: Matthew Fields, 2/16/08, 2/20/08, 2/23/08

10+ Assists: C.J. Reed (10) at Western Carolina, 1/26/13

5+ Steals: Mike Hughes (5) at UL Lafayette, 3/5/16

5+ Blocks: Eric Ferguson (5) at Wofford, 1/12/13

Played all 40 Minutes of Regulation Game: Jelani Hewitt (40) vs. Georgia State, 3/15/16

Played 40+ Minutes: Mike Hughes (40) and Ike Smith (40) at Georgia State, 1/19/16

GEORGIA SOUTHERN TEAM...

Won an Overtime Game: 93-88 (OT) vs. Troy, 9/7/16

Lost an Overtime Game: 66-69 (OT) at Georgia State, 1/19/16

Played Two Overtimes: at East Tennessee State (4 OT), 1/12/98 (W, 104-101)

Played Three Overtimes: at East Tennessee State (4 OT), 1/12/98 (W, 104-101)

Shot 50-59 percent: 54.7 (35-64) vs. Coastal Georgia, 11/14/16

Shot 60-69 percent: 60.4 (29-48) vs. Brewton-Parker, 12/8/12

Shot 70 percent or better: 70.0 vs. Hardin-Simmons, 1/31/87

Shot 50 percent in both Halves: 57.7 (1st, 15-26), 52.6 (2nd, 20-38) vs. Coastal Georgia, 11/14/16

Shot 60 percent for a Half: 60.9 (2nd, 14-23) vs. Radford, 11/26/16

Shot Under 30 Percent: 26.9 (18-67) vs. South Alabama, 1/7/16

Shot Under 30 Percent in a Both Halves: 25.8 (1st), 27.7 (2nd) vs. South Alabama, 1/7/16

Shot Under 20 Percent in a Half: 18.2 (1st, 4-22) at Furman, 2/25/13

Made 15 3-Pointers: 15 (15-42) vs. Florida A&M, 11/25/16

Made No 3-Pointers: 0-15 at Samford, 1/29/09

Shot 90 Percent Free Throws: 90.0% (9-10) at Samford, 1/6/14

Shot 100 Percent Free Throws: 100% (6-6) vs. UNCG, 3/2/13

Shot Under 50 Percent Free Throws: .000 (0-4) at Duke, 12/15/15

Attempted Less Than Five Free Throws: 4 (0-4) at Duke, 12/15/15

Attempted 30+ Free Throws: 32 at NC State, 11/11/16

Attempted 35+ Free Throws: 36 at Appalachian State, 1/25/16

Made 20+ Free Throws: 20 at NC State, 11/11/16

Made 30+ Free Throws: 31 vs. Fla International, 12/24/14

Scored 100 Points (Sun Belt game): 101 at Appalachian State, 1/25/16

Scored 100 Points (Non-Sun Belt game): 104 vs. Toccoa Falls, 11/16/13

Scored 100 Points in a win: 101 at Appalachian State, 1/25/16

Scored 100 Points in a loss: 106 at Centenary, 2/13/92

Scored under 40 points: 36 vs. Ga. State, 3/15/15

Allowed 100 Points: 100 at Appalachian State, 1/25/16

Allowed less than 40 points: 38 vs. Georgia State, 3/15/15

Allowed less than 40 points and lost: 38 vs. Georgia State, 3/15/15

Bench scored 50+ Points: 54, Bob Jones, 11/30/15

Bench scored 40+ Points: 54, Bob Jones, 11/30/15

Bench scored zero points: at South Florida, 12/15/14

Had Less Than 10 Turnovers: 8 vs. Coastal Georgia, 11/14/16

Had 60+ Rebounds: 66 vs. Webber International, 11/13/15

Had 50+ Rebounds: 66 vs. Webber International, 11/13/15

Had 30+ Assists: 30, Chattanooga, 1/17/05

Had 20+ Assists: 21 at Duke, 12/15/15

Had 15+ Assists: 17 at Savannah State, 12/1/16

Had 20+ Steals: 21 vs. Bob Jones University, 11/30/15

Had 15+ Steals: 21 vs. Bob Jones University, 11/30/15

Had 10+ Steals: 10 vs. Florida A&M, 11/25/16

Had 10+ Blocks: 11 vs. UT Arlington, 2/4/16

OPPONENT INDIVIDUALS...

Scored 40 Points: Tim Smith (41) vs. East Tennessee State, 2/26/05

Scored 35 Points: Frank Eaves (37) at Appalachian State, 1/25/16

Scored 30 Points: Frank Eaves (37) at Appalachian State, 1/25/16

Five Scorers in Double-Figures: Desmond Ringer (14), Jordan Strawberry (13), Ria'n Holland (18), Stephon Jelks (15), Demetre Rivers (13) at Mercer, 11/20/16

Two Players Had Double-Figure Rebounds: Abdul-Malik Abu (11), Torin Dorn (11) at NC State, 11/11/16

Had 15 Rebounds: Devonta Walker (16) at UL Lafayette, 3/5/16

Had 20 Rebounds: Dillion Sneed (22) vs. East Tennessee State, 2/26/05

Had 10 Assists: P.J. Boutte (10) vs. The Citadel (11/25/15)

Had 5 Blocked Shots: Abdul-Malik Abu (6) at NC State, 11/11/16

Had 5 Steals: Tashawn Desir (6) vs. FIU, 11/14/14

OPPONENT TEAM...

Scored 100 Points: 100 at Appalachian State 1/35/16

Shot 50 Percent: 54.1 (33-61) vs. ULM, 3/3/16

Shot 60 Percent: 61.1 (33-54) vs. Chattanooga, 2/4/10

Shot Under 25 Percent: 23.1 (12-52) vs. Coastal Georgia, 11/14/16

Shot Under 30 Percent: 23.1 (12-52) vs. Coastal Georgia, 11/14/16

Shot Under 35 Percent: 29.0 (18-62) vs. Appalachian State, 2/25/16

Shot 70 Percent for a Half: 73.1 (2nd, 19-26) vs. South Alabama, 2/19/15

Shot 60 Percent for a Half: 64.5 (2nd, 20-31) at ULM, 3/3/16

Shot 50 Percent in Both Halves: 50.0 (1st), 58.3 (2nd) at South Alabama, 2/13/16

Shot Under 30 Percent in a Half: 24.0 (2nd, 6-25) vs. Coastal Georgia, 11/14/16

Shot Under 20 Percent in a Half: 17.2 (1st, 5-29) vs. Toccoa Falls, 11/29/14

Shot Under 30 Percent in both Halves: 22.2 (1st, 6-27), 24.0 (2nd, 6-25) vs. Coastal Georgia, 11/14/16

Shot Under 50 Percent Free Throws: 44.4 (4-9) vs. Georgia State, 2/23/16

Attempted 30 Free Throws: 33 at NC State, 11/11/16

Attempted 40 Free Throws: 41 vs. South Alabama, 1/7/16

Made 20+ Free Throws: 27 at Mercer, 11/20/16

Made 30+ Free Throws: 40 at Ole Miss, 11/16/15

Shot 90 Percent Free Throws: 95.2 (20-21) vs. Wintrop, 12/18/15

Made 10+ 3-pointers: 14 at Savannah State, 12/1/16

Made 15 3-pointers: 18 vs. The Citadel, 11/25/15

Had 50+ Rebounds: 55 at Duke, 12/15/15

Had 20+ Assists: 20 at Savannah State, 12/1/16

Had 25+ Assists: 26 vs. The Citadel, 11/25/15

2016-17 GEORGIA SOUTHERN MEN'S BASKETBALL

SEASON/CAREER HIGHS

#0 Montae Glenn

	PTS	REB	ASSISTS	STEALS	BLOCKS	FG MADE	FG ATT.	3-PTS MADE	3-PTS ATT.	FT MADE	FT ATT.	MIN.
Season	9, twice, vs Radford, 11/26	6, twice, vs Coastal Ga., 11/14	1 at Mercer, 11/20	3 vs Radford, 11/26	2 at NC State, 11/11	4, 3 times, at Sav. St. 12/1	6, twice, vs Coastal Ga., 11/14	-	-	1, 4 times, at Radford, 11/26	3 vs Coastal Ga., 11/14	25 vs Radford, 11/26
Career	11 vs Citadel, 11/25/15	8, 5 times, vs Ark St, 2/18/16	1, 4 times, at Mercer, 11/20	3 vs Radford, 11/26/16	2, twice, at NC State, 11/11	4, 9 times, at Sav. St. 12/1/16	6, 6 times, vs Coastal Ga., 11/14/16	None	1 at Duke, 12/15/15	3, 4 times, vs Winthrop, 12/19/15	5 vs Citadel, 11/25/15	25 vs Radford, 11/26/16

#1 Devonte Boykins

	PTS	REB	ASSISTS	STEALS	BLOCKS	FG MADE	FG ATT.	3-PTS MADE	3-PTS ATT.	FT MADE	FT ATT.	MIN.
Season	8 vs Radford, 11/26	4 at NC State, 11/11	2, 3 times, vs Radford, 11/26	2, twice, vs Coastal Ga., 11/14	-	3, twice, vs Radford, 11/26	5 vs Radford, 11/26	2 vs Radford, 11/26	2, twice, vs Radford, 11/26	2 at Mercer, 11/20	2 at Mercer, 11/20	29 at NC State, 11/11
Career	15 at App St., 1/25/16	7 at Troy, 2/11/16	6 vs Johnson, 11/22/14	3 vs Bob Jones, 11/30/15	1, 3 times, vs USA, 3/10/16	5 at Duke, 12/15/15	10, twice, at Auburn, 11/20/15	2, 6 times, vs Radford, 11/26	6, twice, at Up-state, 11/27/15	9 at App St., 1/25/16	10 at App St., 1/25/16	33 vs Little Rock, 2/20/16

#2 Mike Hughes

	PTS	REB	ASSISTS	STEALS	BLOCKS	FG MADE	FG ATT.	3-PTS MADE	3-PTS ATT.	FT MADE	FT ATT.	MIN.
Season	19 vs FAMU, 11/25	5 at Sav. St. 12/1	3 at Sav. St. 12/1	2 at Sav. St. 12/1	1 vs FAMU, 11/25	6 vs FAMU, 11/25	14 at Sav. St. 12/1	6 vs FAMU, 11/25	10 at Sav. St. 12/1	3 at Akron, 11/22	3 at Akron, 11/22	33 at Sav. St. 12/1
Career	24, twice, at ULM, 3/3/16	11 vs. FIU, 11/24/15	6 vs. Ark. St., 2/12/15	6 vs Stetson, 12/22/15	2, 3 times, vs UTA, 2/4/16	10 at UTA, 1/2/16	18 at Arkansas St., 1/30/16	6 vs FAMU, 11/25/16	11 at Ga. State, 1/19/16	8 vs Bob Jones, 11/30/15	11 vs Troy, 1/9/16	43 at LR, 2/14/15

#3 Ike Smith

	PTS	REB	ASSISTS	STEALS	BLOCKS	FG MADE	FG ATT.	3-PTS MADE	3-PTS ATT.	FT MADE	FT ATT.	MIN.
Season	29 at Sav. St. 12/1	6 vs Coastal Ga., 11/14	3 at Sav. St. 12/1	2 vs Coastal Ga., 11/14	2 vs FAMU, 11/25	11 at Sav. St. 12/1	18 at Sav. St. 12/1	3 at Sav. St. 12/1	7 at Mercer, 11/20	8 vs FAMU, 11/25	8 vs FAMU, 11/25	33 at Akron, 11/22
Career	29 at Sav. St. 12/1/16	10 vs USA, 3/10/16	3, 3 times, at Sav. St. 12/1	5 vs Webber, 11/13/15	3 vs UTA, 2/4/16	11 at Sav. St. 12/1/16	18, twice, at Sav. St. 12/1	3 at Sav. St. 12/1/16	9, twice, vs Ark St, 2/18/16	8, twice, vs FAMU, 11/25/16	10, 3 times, vs UTA, 2/4/16	40 vs Ga. State, 1/19/16

#4 Tookie Brown

	PTS	REB	ASSISTS	STEALS	BLOCKS	FG MADE	FG ATT.	3-PTS MADE	3-PTS ATT.	FT MADE	FT ATT.	MIN.
Season	26 at NC State, 11/11	10 at NC State, 11/11	7, twice, at Sav. St. 12/1	4 vs FAMU, 11/25	2 vs Coastal Ga., 11/14	8 at NC State, 11/11	23 at NC State, 11/11	5 at Mercer, 11/20	11 at NC State, 11/11	8 at NC State, 11/11	12 at NC State, 11/11	36, twice, vs FAMU, 11/25
Career	34 at App St., 1/25/16	10 at NC State, 11/11, 16	7, 5 times, at Sav. St. 12/1/16	4, 3 times, vs FAMU, 11/25/16	2, twice, vs Coastal Ga., 11/14/16	11 at App St., 1/25/16	23 at NC State, 11/11/16	5 at Mercer, 11/20/16	11 at NC State, 11/11	11, 3 times, at Troy, 2/11/16	15 vs Citadel, 11/25/15	39 vs Texas St., 2/6/16

2016-17 GEORGIA SOUTHERN MEN'S BASKETBALL

SEASON/CAREER HIGHS

#5 B.J. Gladden												
	PTS	REB	ASSISTS	STEALS	BLOCKS	FG MADE	FG ATT.	3-PTS MADE	3-PTS ATT.	FT MADE	FT ATT.	MIN.
Season	16 at Mercer, 11/20	7, twice, vs FAMU, 11/25	2, 3 times, at Sav. St. 12/1	2, twice, vs FAMU, 11/25	4 at Mercer, 11/20	5, 3 times, at Mercer, 11/20	8 at Mercer, 11/20	1, twice, at Mercer, 11/20	4 vs FAMU, 11/25	5 at Mercer, 11/20	12 vs FAMU, 11/25	29 vs FAMU, 11/25
Career	16 at Mercer, 11/20/16	7, 3 times, vs FAMU, 11/25/16	2, 7 times, at Sav. St. 12/1	2, twice, vs FAMU, 11/25/16	4 at Mercer, 11/20/16	5, 3 times, at Mercer, 11/20	10 at W. Michigan, 1/24/15	1, 6 times, at Mercer, 11/20/16	4 vs FAMU, 11/25/16	5 at Mercer, 11/20/16	12 vs FAMU, 11/25/16	29 vs FAMU, 11/25
#10 Jake Allsmiller												
	PTS	REB	ASSISTS	STEALS	BLOCKS	FG MADE	FG ATT.	3-PTS MADE	3-PTS ATT.	FT MADE	FT ATT.	MIN.
Season	18 vs FAMU, 11/25	2 vs FAMU, 11/25	3 vs Coastal Ga., 11/14	1, twice, at Akron, 11/22	-	6 vs FAMU, 11/25	13 vs FAMU, 11/25	6 vs FAMU, 11/25	13 vs FAMU, 11/25	2 vs Coastal Ga., 11/14	3 vs Coastal Ga., 11/14	32 at Mercer, 11/20
Career	29 at S. Alabama, 2/13/16	5 vs ULM, 1/16/16	4 Texas St., 2/6/16	4 vs Bob Jones, 11/30/15	3 vs Ga. State, 2/23/16	9 at S. Alabama, 2/13/16	16 at S. Alabama, 2/13/16	8 at S. Alabama, 2/13/16	15 at S. Alabama, 2/13/16	4 at ULL, 3/5/16	4 at ULL, 3/5/16	39 vs Troy, 1/9/16
#11 Shawn O'Connell												
	PTS	REB	ASSISTS	STEALS	BLOCKS	FG MADE	FG ATT.	3-PTS MADE	3-PTS ATT.	FT MADE	FT ATT.	MIN.
Season	15 vs Radford, 11/26	9 vs Radford, 11/26	-	1, twice, at Sav. St. 12/1	3 vs Radford, 11/26	6 vs Radford, 11/26	9 at NC State, 11/11	2 vs Radford, 11/26	2, 3 times, vs Radford, 11/26/16	3 at NC State, 11/11	4 at NC State, 11/11	30 vs Radford, 11/26
Career	15 vs Radford, 11/26/16	9 vs Radford, 11/26/16	2, twice, at App St., 1/25/16	1, 11 times, at Sav. St. 12/1/16	3, twice, vs Radford, 11/26/16	6 vs Radford, 11/26/16	9 at NC State, 11/11	2 vs Radford, 11/26/16	2, 3 times, vs Radford, 11/26/16	6, twice, vs ULL, 1/14/16	8 vs Webber, 11/13/15	30 vs Radford, 11/26/16
#12 Aubrey McRae												
	PTS	REB	ASSISTS	STEALS	BLOCKS	FG MADE	FG ATT.	3-PTS MADE	3-PTS ATT.	FT MADE	FT ATT.	MIN.
Season	6 vs Coastal Ga., 11/14	-	1 vs Coastal Ga., 11/14	1 vs Coastal Ga., 11/14	-	2 vs Coastal Ga., 11/14	6 vs Coastal Ga., 11/14	2 vs Coastal Ga., 11/14	5 vs Coastal Ga., 11/14	-	1 at Mercer, 11/20	11 vs Coastal Ga., 11/14
Career	6, twice, vs Coastal Ga., 11/14/16	2 vs Ark St, 2/18/16	1, 3 times, vs Coastal Ga., 11/14/16	3, twice, vs Bob Jones, 11/30/15	None	3 vs Bob Jones, 11/30/15	6, twice, vs Coastal Ga., 11/14/16	2 vs Coastal Ga., 11/14/16	5 vs Coastal Ga., 11/14/16	None	2 vs Webber, 11/13/15	12 vs Bob Jones, 11/30/15
#13 Quan Jackson												
	PTS	REB	ASSISTS	STEALS	BLOCKS	FG MADE	FG ATT.	3-PTS MADE	3-PTS ATT.	FT MADE	FT ATT.	MIN.
Season/Career	-	-	-	-	-	-	-	-	-	-	-	-
#14 Coye Simmons												
	PTS	REB	ASSISTS	STEALS	BLOCKS	FG MADE	FG ATT.	3-PTS MADE	3-PTS ATT.	FT MADE	FT ATT.	MIN.
Season	4 at NC State, 11/11	10 vs FAMU, 11/25	1, twice, vs FAMU, 11/25	1, twice, vs FAMU, 11/25	1, twice, at Akron, 11/22	2, twice, at Sav. St. 12/1	5 at NC State, 11/11	-	-	2 at NC State, 11/11	3 vs Coastal Ga., 11/14	24 vs FAMU, 11/25
Career	10, twice, vs Troy, 1/9/16	11 vs Webber, 11/13/15	2 at Arkansas St., 1/30/16	1, 7 times, vs Radford, 11/25/16	1, 11 times, at Akron, 11/22/16	5 vs Webber, 11/13/15	8 vs Winthrop, 12/19/15	None	None	4, twice, vs Troy, 1/9/16	6, 5 times, vs USA, 3/10	29, twice, at Ga. State, 1/19/16

CAREER GAME-BY-GAME STATS

#0 MONTAE GLENN

2016-17 Game-By-Game Stats (Sophomore)

Opponent	MPFG-A	3G-A	FT-A	REBAST	BLK	STL	PTS
11/11 at NC State	17	2-6	0-0	1-2	6	0	0
11/14 vs Coastal Ga.	21	4-6	0-0	1-3	6	0	0
11/20 at Mercer	25	1-5	0-0	2-2	5	1	1
11/22 at Akron	21	0-1	0-0	1-2	3	0	0
11/25 vs FAMU	13	0-1	0-0	0-0	3	0	1
11/26 vs Radford	25	4-5	0-0	1-2	5	0	1
12/1 at Sav. St.	22	4-4	0-0	0-0	5	0	1

2015-16 Game-By-Game Stats (Freshman)

Opponent	MPFG-A	3G-A	FT-A	REBAST	BLK	STL	PTS
11/13 vs WEBBER	15	4-6	0-0	1-2	8	0	0
11/16 at Ole Miss	14	2-2	0-0	0-0	1	0	0
11/20 at Auburn	15	0-3	0-0	0-0	0	0	0
11/25 vs Citadel	18	4-6	0-0	3-5	7	0	1
11/27 at Upstate	18	4-6	0-0	1-1	2	1	0
11/30 vs BJU	19	2-2	0-0	3-4	5	0	2
12/2 at Sav. St.	16	3-3	0-0	1-2	2	1	2
12/15 at Duke	11	1-1	0-1	0-0	3	1	0
12/19 vs WINTHROP	13	2-2	0-0	3-4	5	0	1
12/22 vs STETSON	17	2-2	0-0	0-0	6	0	0
12/30 at Texas St.	11	2-4	0-0	1-2	4	0	0
1/2 at UT Arlington	15	2-4	0-0	2-2	4	0	1
1/7 vs S. ALABAMA	19	2-5	0-0	0-0	8	0	1
1/30 at Arkansas St.	4	0-0	0-0	0-0	2	0	0
2/4 vs UT ARLINGTON	2	0-0	0-0	2-2	0	0	0
2/6 vs TEXAS STATE	6	0-1	0-0	0-0	0	0	0
2/11 at Troy	20	4-6	0-0	1-1	3	1	1
2/13 at S. Alabama	11	0-1	0-0	0-0	1	0	0
2/18 vs ARKANSAS ST.	14	4-5	0-0	2-2	8	0	3
2/20 vs LITTLE ROCK	16	1-4	0-0	0-0	3	0	1
2/23 vs GA. STATE	7	0-0	0-0	0-0	0	0	0
2/25 vs APP STATE	14	4-5	0-0	0-0	4	1	0
3/3 at ULM	10	0-2	0-0	0-0	3	0	0
3/5 at UL Lafayette	13	1-2	0-0	1-1	3	0	0
3/10 vs S. Alabama	9	2-2	0-0	0-0	3	0	0

#1 DEVONTE BOYKINS

2016-17 Game-By-Game Stats (Junior)

Opponent	MPFG-A	3G-A	FT-A	REBAST	BLK	STL	PTS
11/11 at NC State	29	0-2	0-1	0-0	4	2	4
11/14 vs Coastal Ga.	23	3-4	1-2	0-0	1	2	1
11/20 at Mercer	21	1-1	1-1	2-2	3	1	1
11/22 at Akron	14	2-4	0-1	0-0	0	1	0
11/25 vs FAMU	14	1-4	1-3	0-0	1	1	0
11/26 vs Radford	23	3-5	2-2	0-0	3	2	0
12/1 at Sav. St.	17	0-2	0-2	1-2	3	1	0

2015-16 Game-By-Game Stats (Sophomore)

Opponent	MPFG-A	3G-A	FT-A	REBAST	BLK	STL	PTS
11/13 vs WEBBER	19	2-4	0-2	0-1	6	4	2
11/16 at Ole Miss	26	3-10	2-6	5-7	2	4	2
11/20 at Auburn	28	1-10	1-5	3-4	0	1	0
11/25 vs Citadel	22	2-6	1-3	2-2	2	2	1
11/27 at Upstate	32	3-9	2-6	2-2	2	3	2
11/30 vs BJU	21	4-6	0-1	0-0	3	4	1
12/2 at Sav. St.	27	0-1	0-1	1-2	0	3	1
12/15 at Duke	26	5-9	1-4	0-0	1	3	2
12/19 vs WINTHROP	19	1-3	1-1	1-2	1	1	0
12/22 vs STETSON	22	3-4	1-2	4-6	2	3	2
12/30 at Texas St.	24	1-4	0-1	4-4	1	2	0
1/2 at UT Arlington	22	0-3	0-2	0-2	1	5	3
1/7 vs S. ALABAMA	17	0-3	0-2	2-2	5	1	2
1/9 vs TROY	19	2-6	0-3	0-0	1	0	0
1/14 vs UL LAFAYETTE	21	2-4	0-0	0-0	2	0	1
1/16 vs ULM	22	2-5	1-2	2-2	1	0	0
1/19 at Ga. State	18	0-2	0-0	0-0	2	2	0
1/25 at App State	31	3-5	0-1	9-10	3	1	2
1/28 at Little Rock	24	1-4	0-1	2-2	0	2	0
1/30 at Arkansas St.	13	1-2	1-2	0-0	2	0	0
2/4 vs UT ARLINGTON	20	0-2	0-1	0-0	0	2	1
2/6 vs TEXAS STATE	26	3-5	0-0	2-2	5	0	1
2/11 at Troy	31	3-8	1-3	0-0	7	3	2
2/13 at S. Alabama	26	0-5	0-2	1-4	2	3	0
2/18 vs ARKANSAS ST.	20	3-8	0-1	2-2	6	1	0
2/20 vs LITTLE ROCK	33	2-4	2-3	5-8	2	0	0
2/23 vs GA. STATE	18	1-3	0-2	3-4	1	0	0
2/25 vs APP STATE	23	3-8	1-2	0-0	2	1	1
3/3 at ULM	26	2-3	2-3	0-0	3	2	1
3/5 at UL Lafayette	26	2-7	0-1	2-3	0	2	1
3/10 vs S. Alabama	25	1-4	0-2	1-4	3	0	0

2014-15 Game-By-Game Stats (Freshman)

Opponent	MPFG-A	3G-A	FT-A	REBAST	BLK	STL	PTS
11/14 at ILL.	4	0-0	0-0	0-0	1	0	0
11/18 vs TRINITY	20	4-6	2-3	0-0	2	2	0
11/22 vs J'SON U	20	1-5	1-4	0-0	1	6	0
11/24 vs FIU	5	0-1	0-1	0-0	2	0	0
11/29 vs SCSU	10	0-1	0-1	0-0	1	0	0
12/2 at UCF	6	0-0	0-0	0-0	0	1	0
12/15 at USF	8	0-0	0-0	0-0	1	0	0
12/22 vs TRUETT	15	3-5	1-3	0-0	1	3	0
12/30 at UTA	1	0-0	0-0	0-0	0	0	0
1/8 at ARK ST	3	0-0	0-0	0-0	0	0	0
1/10 at USA	5	0-1	0-1	0-0	2	0	0
1/15 vs ULL	1	0-0	0-0	0-0	0	1	0
1/17 at TROY	1	0-0	0-0	0-0	0	0	0
1/22 at TEX ST	3	0-1	0-0	0-0	1	0	0
1/29 vs APP	8	2-2	1-1	0-0	1	1	0
1/31 vs UALR	7	0-0	0-0	0-0	1	1	0
2/12 vs ARK ST	3	0-0	0-0	0-0	1	0	0
2/14 at UALR	3	0-0	0-0	0-0	0	0	0
2/19 vs TROY	4	0-0	0-0	0-0	2	0	0
2/21 vs USA	4	0-0	0-0	0-0	0	0	0
2/26 at APP	12	2-2	0-0	5-6	4	1	0
2/28 at ULL	3	0-0	0-0	0-0	0	0	0
3/5 vs UTA	6	0-1	0-1	0-0	1	0	0
3/7 at GAST	1	0-0	0-0	0-0	0	0	0
3/14 vs ULM	1	0-0	0-0	0-0	0	0	0

#2 MIKE HUGHES

2016-17 Game-By-Game Stats (Junior)

Opponent	MPFG-A	3G-A	FT-A	REBAST	BLK	STL	PTS
11/22 at Akron	31	2-9	0-5	3-3	5	1	3
11/25 vs FAMU	26	6-8	6-8	1-3	3	2	2
11/26 vs Radford	29	2-10	1-3	0-0	3	3	1
12/1 at Sav. St.	33	5-14	4-10	0-1	5	3	2

2015-16 Game-By-Game Stats (Sophomore)

Opponent	MPFG-A	3G-A	FT-A	REBAST	BLK	STL	PTS
11/13 vs WEBBER	22	3-6	1-2	1-4	7	2	2
11/16 at Ole Miss	32	3-10	3-6	4-5	4	1	0
11/20 at Auburn	26	5-10	2-5	3-4	4	1	5
11/25 vs Citadel	32	2-8	2-3	7-8	7	1	3
11/27 at Upstate	25	2-6	1-4	3-4	5	1	0
11/30 vs BJU	18	1-3	1-3	8-10	5	1	0
12/2 at Sav. St.	32	3-10	1-6	0-0	4	1	0
12/15 at Duke	26	6-9	2-3	0-0	1	2	1
12/19 vs WINTHROP	17	0-4	0-3	3-4	3	1	2
12/22 vs STETSON	28	3-11	1-7	0-0	6	3	1
12/30 at Texas St.	25	1-5	0-2	5-5	3	1	3
1/2 at UT Arlington	35	10-17	4-8	0-1	3	5	0
1/7 vs S. ALABAMA	28	2-9	1-6	4-4	0	1	0
1/9 vs TROY	37	7-11	3-5	5-11	4	2	0
1/14 vs UL LAFAYETTE	35	4-14	0-4	6-8	4	0	0
1/16 vs ULM	37	4-6	3-4	4-5	6	2	0
1/19 at Ga. State	40	5-16	4-11	2-2	4	4	3
1/25 at App State	38	6-11	3-6	4-6	9	3	1
1/28 at Little Rock	35	6-14	2-9	2-3	7	2	1
1/30 at Arkansas St.	34	7-18	4-10	3-4	4	3	0
2/4 vs UT ARLINGTON	33	7-14	4-8	5-8	2	1	4
2/6 vs TEXAS STATE	30	7-10	2-5	2-2	3	1	2
2/11 at Troy	31	3-9	1-5	7-9	8	1	3
2/13 at S. Alabama	33	8-16	3-7	4-5	8	5	4
2/18 vs ARKANSAS ST.	24	6-14	3-8	3-5	7	2	2
2/23 vs GA. STATE	35	7-15	4-8	3-4	7	1	4
2/25 vs APP STATE	28	5-11	2-4	0-0	5	3	0
3/3 at ULM	33	8-15	5-8	3-4	0	0	3
3/5 at UL Lafayette	35	8-14	3-6	4-4	4	0	1
3/10 vs S. Alabama	23	2-10	2-8	4-5	4	0	3

2014-15 Game-By-Game Stats (Freshman)

Opponent	MPFG-A	3G-A	FT-A	REBAST	BLK	STL	PTS
11/14 at ILL.	28	2-4	1-2	0-3	4	2	1
11/18 vs TRINITY	26	4-7	1-4	1-2	4	4	2
11/22 vs J'SON U	26	4-6	3-4	1-1	3	4	2
11/24 vs FIU	31	1-4	1-4	6-7	11	2	1
11/29 vs SCSU	34	3-7	1-3	4-4	7	3	1
12/2 at UCF	32	2-5	0-1	1-1	7	2	0
12/15 at USF	33	2-5	0-1	2-4	6	4	1
12/18 at STET	33	1-3	0-2	2-2	8	2	0
12/22 vs TRUETT	15	0-4	0-3	0-0	2	4	2
12/30 at UTA	26	3-5	2-4	1-2	4	1	1
1/3 vs TEX ST	19	1-4	0-2	0-0	0	1	3
1/8 at ARK ST	37	4-7	2-4	0-1	6	1	1
1/10 at USA	32	4-6	1-2	2-5	3	5	2
1/15 vs ULL	33	5-9	2-4	6-9	7	3	0
1/17 at TROY	26	2-10	0-5	0-0	2	1	0
1/22 at TEX ST	33	3-8	1-4	0-0	3	1	3
1/24 at ULM	29	1-4	0-2	1-2	2	4	2
1/29 vs APP	24	3-4	0-0	0-0	6	0	1
1/31 vs UALR	29	2-3	1-2	0-0	8	4	2
2/5 vs GAST	34	4-7	3-4	4-4	4	1	2
2/7 vs ULM	38	3-9	1-5	0-0	6	3	1
2/12 vs ARK ST	32	0-3	0-3	0-0	3	6	1
2/14 at UALR	43	3-7	2-5	4-6	2	1	2
2/19 vs TROY	33	5-9	4-7	0-2	7	1	3
2/21 vs USA	34	3-8	0-3	7-7	7	2	1
2/26 at APP	31	3-6	1-2	1-2	6	1	1
2/28 at ULL	24	1-4	0-1	0-0	3	1	0
3/5 vs UTA	31	6-10	1-5	3-3	5	1	0
3/7 at GAST	30	1-3	1-1	0-0	4	2	1
3/14 vs ULM	25	1-5	0-2	0-0	2	1	0
3/15 vs GAST	39	3-9	1-5	0-1	9	2	0

#3 IKE SMITH

CAREER GAME-BY-GAME STATS

#4 TOOKIE BROWN

2016-17 Game-By-Game Stats (Sophomore)

Opponent	MPFG-A	3G-A	FT-A	REBAST	TO	BLK	STL	PTS
11/11 at NC State	36	8-23	2-11	8-12	10	3	0	2
11/14 vs Coastal Ga.	29	3-9	1-4	1-2	5	3	0	2
11/20 at Mercer	35	5-11	5-9	0-0	1	3	3	1
11/22 at Akron	28	6-11	1-2	2-3	4	2	2	0
11/25 vs FAMU	36	2-14	0-9	1-2	4	7	2	0
11/26 vs Radford	26	3-10	0-3	3-3	2	4	7	0
12/1 at Sav. St.	28	7-18	4-9	2-2	4	7	2	0

2015-16 Game-By-Game Stats (Freshman)

Opponent	MPFG-A	3G-A	FT-A	REBAST	TO	BLK	STL	PTS
11/13 vs WEBBER	20	4-10	2-5	2-4	1	7	3	0
11/16 at Ole Miss	22	2-11	0-4	4-4	2	4	1	0
11/20 at Auburn	23	2-7	0-3	7-8	2	1	4	0
11/25 vs Citadel	28	7-13	1-2	11-15	5	5	2	0
11/27 at Upstate	25	4-11	2-4	0-6	0	4	2	0
11/30 vs BIJ	19	6-12	2-3	1-1	5	3	1	0
12/2 at Sav. St.	27	2-9	1-2	8-9	1	1	4	2
12/15 at Duke	34	8-18	4-6	0-2	2	4	0	0
12/19 vs WINTHROP	37	9-17	3-6	4-4	3	4	5	2
12/22 vs STETSON	35	10-18	3-6	4-6	4	5	2	0
12/30 at Texas St.	35	3-13	1-3	7-8	2	3	2	0
1/2 at UT Arlington	22	5-12	2-4	5-6	3	2	0	0
1/7 vs S. ALABAMA	35	5-18	1-6	6-10	3	2	0	0
1/9 vs TROY	37	7-15	2-8	3-5	5	4	1	0
1/14 vs UL LAFAYETTE	28	10-17	0-4	0-1	3	1	2	0
1/16 vs ULM	29	5-10	2-5	0-1	4	1	0	1
1/19 at Ga. State	34	4-11	0-3	2-2	1	4	3	0
1/25 at App State	36	11-22	1-3	11-12	7	3	4	0
1/28 at Little Rock	30	5-9	0-2	7-9	6	1	1	0
1/30 at Arkansas St.	38	7-16	3-7	0-0	4	4	5	0
2/4 vs UT ARLINGTON	35	10-20	3-8	3-4	2	7	1	2
2/6 vs TEXAS STATE	39	8-10	4-5	5-7	2	3	5	0
2/11 at Troy	27	4-8	1-4	11-11	8	2	1	0
2/13 at S. Alabama	36	5-20	2-6	4-4	0	2	1	0
2/18 vs ARKANSAS ST.	29	3-6	2-3	7-8	0	1	5	0
2/20 vs LITTLE ROCK	31	3-6	1-2	9-10	3	2	1	0
2/23 vs GA. STATE	35	2-8	0-6	4-4	5	4	2	1
2/25 vs APP STATE	29	6-11	2-2	4-4	1	7	2	0
3/3 at ULM	31	5-15	3-4	4-5	5	5	5	0
3/5 at UL Lafayette	33	10-17	2-4	3-5	4	3	1	0
3/10 vs S. Alabama	37	5-18	0-4	5-6	7	2	2	0

#5 B.J. GLADDEN

2016-17 Game-By-Game Stats (Junior)

Opponent	MPFG-A	3G-A	FT-A	REBAST	TO	BLK	STL	PTS
11/11 at NC State	17	1-6	0-2	2-6	4	0	1	0
11/14 vs Coastal Ga.	19	5-7	1-3	4-9	5	1	2	0
11/20 at Mercer	28	5-8	1-3	5-7	7	2	1	0
11/22 at Akron	22	2-7	0-2	0-2	5	1	5	0
11/25 vs FAMU	29	2-7	0-4	4-12	7	2	1	0
11/26 vs Radford	14	0-2	0-0	0-0	0	1	0	0
12/1 at Sav. St.	18	0-3	0-0	3-4	5	2	3	1

#10 JAKE ALLSMILLER

2016-17 Game-By-Game Stats (Junior)

Opponent	MPFG-A	3G-A	FT-A	REBAST	TO	BLK	STL	PTS
11/11 at NC State	29	4-5	3-4	0-0	0	0	1	0
11/14 vs Coastal Ga.	24	1-5	1-5	2-3	3	3	0	1
11/20 at Mercer	32	2-10	2-10	0-0	1	2	3	0
11/22 at Akron	15	2-3	2-3	0-0	0	1	0	0
11/25 vs FAMU	26	6-13	6-13	0-0	0	1	1	0
11/26 vs Radford	18	3-3	3-3	0-0	2	0	0	0
12/1 at Sav. St.	16	2-6	2-6	0-0	0	1	0	0

2015-16 Game-By-Game Stats (Sophomore)

Opponent	MPFG-A	3G-A	FT-A	REBAST	TO	BLK	STL	PTS
11/13 vs WEBBER	22	3-11	3-11	2-2	2	0	0	0
11/16 at Ole Miss	29	2-8	2-8	2-3	2	0	1	0
11/20 at Auburn	29	2-9	1-6	0-0	4	3	2	0
11/25 vs Citadel	30	2-10	2-10	0-0	2	1	2	0
11/27 at Upstate	31	6-8	6-8	0-0	3	3	1	0
11/30 vs BIJ	22	3-7	3-6	0-0	3	2	1	0
12/2 at Sav. St.	16	0-4	0-4	2-2	0	1	3	0
12/15 at Duke	17	0-3	0-2	0-0	4	0	0	0
12/19 vs WINTHROP	19	1-6	1-5	0-0	0	1	1	0
12/22 vs STETSON	8	0-3	0-3	0-0	0	0	0	0
12/30 at Texas St.	21	2-5	2-5	0-0	1	1	0	0
1/2 at UT Arlington	24	3-9	3-7	0-0	0	1	0	0
1/7 vs S. ALABAMA	31	1-9	0-7	0-0	0	1	1	0
1/9 vs TROY	39	6-10	4-8	0-0	3	3	1	0
1/14 vs UL LAFAYETTE	30	2-6	1-3	2-2	0	0	0	0
1/16 vs ULM	30	2-7	1-5	2-2	5	1	1	0
1/19 at Ga. State	37	3-7	2-4	3-3	1	0	2	1
1/25 at App State	28	3-6	2-3	2-2	2	1	1	0
1/28 at Little Rock	28	1-6	1-6	0-0	1	2	1	0
1/30 at Arkansas St.	34	2-6	2-6	0-0	1	2	0	0
2/4 vs UT ARLINGTON	34	1-6	1-6	0-0	1	3	1	0
2/6 vs TEXAS STATE	29	1-4	1-4	3-3	2	4	1	0
2/11 at Troy	21	3-6	3-6	0-0	1	0	1	0

2/13 at S. Alabama	32	9-16	8-15	3-3	3	0	0	0
2/18 vs ARKANSAS ST.	29	5-10	5-10	2-2	2	1	1	0
2/20 vs LITTLE ROCK	23	0-4	0-4	0-0	1	1	0	0
2/23 vs GA. STATE	31	1-9	1-9	1-2	5	3	1	0
2/25 vs APP STATE	17	3-6	3-6	0-0	0	1	0	1
3/3 at ULM	30	4-8	4-7	0-0	2	0	2	0
3/5 at UL Lafayette	27	1-7	1-7	4-4	2	1	0	0
3/10 vs S. Alabama	35	2-5	1-4	0-0	1	1	0	0

2014-15 Game-By-Game Stats (Freshman)

Opponent	MPFG-A	3G-A	FT-A	REBAST	TO	BLK	STL	PTS
11/14 at ILL	21	1-3	1-3	2-2	2	1	0	0
11/18 vs TRINITY	26	2-5	2-5	0-0	6	3	3	0
11/22 vs JSON U	21	1-8	1-8	0-0	4	0	1	1
11/24 vs FIU	17	0-0	0-0	0-0	1	0	1	0
11/29 vs SCSU	21	2-4	2-4	0-0	2	1	0	0
12/2 at UCF	19	1-3	1-3	0-0	1	0	0	0
12/15 at USF	16	0-3	0-3	0-1	2	0	0	0
12/18 at STET	15	0-2	0-2	0-0	0	0	0	1
12/22 vs TRUETT	21	3-7	3-7	0-0	1	1	0	0
12/30 at UTA	10	0-2	0-2	0-0	1	1	0	0
1/3 vs TEX ST	11	0-2	0-2	0-0	0	0	0	1
1/8 at ARK ST	14	1-2	1-1	0-0	0	0	1	0
1/10 at USA	17	0-1	0-1	0-0	0	3	0	0
1/15 vs ULL	19	1-3	1-3	0-0	4	1	0	0
1/17 at TROY	21	2-4	1-3	0-0	3	1	0	1
1/22 at TEX ST	27	1-4	1-4	0-0	2	2	1	0
1/24 at ULM	24	3-5	3-5	0-0	1	1	2	0
1/29 vs APP	28	2-3	2-3	0-0	2	0	0	2
1/31 vs UALR	24	3-8	2-6	0-0	0	0	0	0
2/5 vs GAST	24	1-4	1-4	0-0	4	0	1	1
2/7 vs ULM	29	3-6	3-6	0-0	3	1	0	0
2/12 vs ARK ST	17	2-4	2-4	0-0	0	0	0	0
2/14 at UALR	29	2-3	1-2	0-0	4	1	1	0
2/19 vs TROY	21	1-5	0-3	0-0	1	0	0	1
2/21 vs USA	24	3-5	3-5	0-0	1	0	1	0
2/26 at APP	20	1-4	1-3	0-0	2	2	0	0
2/28 at ULL	28	3-5	3-5	0-0	2	4	0	0
3/5 vs UTA	28	3-7	3-6	1-2	3	0	1	0
3/7 at GAST	25	0-3	0-3	2-2	0	3	1	0
3/14 vs ULM	23	1-2	1-2	0-1	2	1	1	0
3/15 vs GAST	16	1-3	1-3	0-0	3	2	0	0

#11 SHAWN O'CONNELL

2016-17 Game-By-Game Stats (Sophomore)

Opponent	MPFG-A	3G-A	FT-A	REBAST	TO	BLK	STL	PTS
11/11 at NC State	29	3-9	0-2	3-4	7	0	1	0
11/14 vs Coastal Ga.	23	4-8	1-2	0-0	6	0	1	0
11/20 at Mercer	11	1-3	0-1	0-0	3	0	1	0
11/22 at Akron	21	3-4	0-0	1-2	3	0	0	1
11/25 vs FAMU	7	0-1	0-0	0-0	0	2	0	1
11/26 vs Radford	30	6-8	2-2	1-2	9	0	3	0
12/1 at Sav. St.	23	4-7	0-0	0-0	7	0	1	1

2015-16 Game-By-Game Stats (Freshman)

Opponent	MPFG-A	3G-A	FT-A	REBAST	TO	BLK	STL	PTS
11/13 vs WEBBER	13	1-2	0-0	6-8	8	2	0	0
11/16 at Ole Miss	10	0-0	0-0	0-0	0	0	1	0
11/20 at Auburn	13	1-2	0-0	1-2	0	0	0	0
11/25 vs Citadel	14	2-3	0-1	1-2	5	0	1	0
11/27 at Upstate	10	0-1	0-0	0-0</				

2016-17 GEORGIA SOUTHERN MEN'S BASKETBALL



Georgia Southern Men's Basketball Georgia Southern Combined Team Statistics (as of Dec 01, 2016) All games



RECORD:	OVERALL	HOME	AWAY	NEUTRAL
ALL GAMES	4-3	1-0	1-3	2-0
CONFERENCE	0-0	0-0	0-0	0-0
NON-CONFERENCE	4-3	1-0	1-3	2-0

#	Player	gp-gs	min	avg	Total		3-Point		F-Throw		Rebounds				pf	dq	a	to	blk	stl	pts	avg
					fg-fga	fg%	3fg-fga	3fg%	ft-fga	ft%	off	def	tot	avg								
03	Smith, Ike	7-7	195	27.9	53-99	.535	8-23	.348	34-41	.829	8	15	23	3.3	21	0	9	12	4	5	148	21.1
04	Brown, Tookie	7-7	218	31.1	34-96	.354	13-47	.277	17-24	.708	2	28	30	4.3	15	0	29	16	3	15	98	14.0
02	Hughes, Mike	4-4	119	29.8	15-41	.366	11-26	.423	4-7	.571	4	12	16	4.0	8	0	9	8	1	3	45	11.3
10	Allsmiller, Jake	7-2	160	22.9	20-45	.444	19-44	.432	2-3	.667	1	5	6	0.9	13	0	8	5	0	2	61	8.7
05	Gladden, B.J.	7-0	147	21.0	15-40	.375	2-14	.143	18-40	.450	8	25	33	4.7	14	0	9	13	5	6	50	7.1
11	O'Connell, Shawn	7-7	145	20.7	21-40	.525	3-7	.429	5-8	.625	14	21	35	5.0	21	1	0	4	5	3	50	7.1
00	Glenn, Montae	7-7	144	20.6	15-28	.536	0-0	.000	6-11	.545	21	11	32	4.6	22	2	1	4	5	5	36	5.1
24	Wimberly, Brandon	1-0	4	4.0	2-2	1.000	0-0	.000	0-1	.000	1	0	1	1.0	0	0	0	0	0	0	4	4.0
01	Boykins, Devonte	7-1	141	20.1	10-22	.455	5-12	.417	3-4	.750	2	13	15	2.1	14	0	10	6	0	5	28	4.0
33	Bullock, Dominique	1-0	4	4.0	1-3	.333	1-3	.333	0-0	.000	0	1	1	1.0	0	0	1	1	0	1	3	3.0
14	Simmons, Coye	7-0	106	15.1	7-16	.438	0-0	.000	4-8	.500	18	20	38	5.4	17	1	2	7	2	2	18	2.6
12	McRae, Aubrey	3-0	13	4.3	2-7	.286	2-6	.333	0-1	.000	0	0	0	0.0	1	0	1	0	0	1	6	2.0
21	Holder, James	1-0	4	4.0	0-1	.000	0-0	.000	0-0	.000	1	0	1	1.0	0	0	3	0	0	1	0	0.0
Team											14	20	34				1					
Total.....		7	1400		195-440	.443	64-182	.352	93-148	.628	94	171	265	37.9	146	4	82	77	25	49	547	78.1
Opponents.....		7	1400		161-392	.411	59-185	.319	109-156	.699	86	177	263	37.6	119	0	95	103	26	32	490	70.0

TEAM STATISTICS	GS	OPP	Date	Opponent	Score	Att.
SCORING	547	490	11/11/16	at NC State	L 79-81	16226
Points per game	78.1	70.0	11/14/16	COASTAL GEORGIA	w 92-43	1628
Scoring margin	+8.1	-	+ 11/20/16	at Mercer	L 67-80	3508
FIELD GOALS-ATT	195-440	161-392	+ 11/22/16	at Akron	L 67-75	2457
Field goal pct	.443	.411	+ 11/25/16	vs Florida A&M	w 83-72	2263
3 POINT FG-ATT	64-182	59-185	+ 11/26/16	vs Radford	w 65-64	2391
3-point FG pct	.352	.319	12/01/16	at Savannah State	w 94-75	3708
3-pt FG made per game	9.1	8.4				
FREE THROWS-ATT	93-148	109-156				
Free throw pct	.628	.699				
F-Throws made per game	13.3	15.6				
REBOUNDS	265	263				
Rebounds per game	37.9	37.6				
Rebounding margin	+0.3	-				
ASSISTS	82	95				
Assists per game	11.7	13.6				
TURNOVERS	77	103				
Turnovers per game	11.0	14.7				
Turnover margin	+3.7	-				
Assist/turnover ratio	1.1	0.9				
STEALS	49	32				
Steals per game	7.0	4.6				
BLOCKS	25	26				
Blocks per game	3.6	3.7				
ATTENDANCE	1628	30553				
Home games-Avg/Game	1-1628	4-6475				
Neutral site-Avg/Game	-	2-2327				

* = Sun Belt game
+ = Savannah Invitational (home sites/Savannah Civic Center)

Score by Periods	1st	2nd	Totals
Georgia Southern	247	300	547
Opponents	234	256	490

2016-17 GEORGIA SOUTHERN MEN'S BASKETBALL



Georgia Southern Men's Basketball Georgia Southern Season/Career Statistics (as of Dec 01, 2016) All games



SEASON STATISTICS

CAREER STATISTICS

SUMMARY	gp-gs	min/g	fg%	3fg%	ft%	r/g	a/g	stl	blk	pts/g	gp-gs	min/g	fg%	3fg%	ft%	r/g	a/g	stl	blk	pts/g
Smith, Ike	7-7	27.9	.535	.348	.829	3.3	1.3	5	4	21.1	37-35	25.9	.415	.333	.735	4.5	1.2	31	15	13.5
Brown, Tookie	7-7	31.1	.354	.277	.708	4.3	4.1	15	3	14.0	38-34	30.9	.419	.348	.800	3.4	3.5	66	7	17.1
Hughes, Mike	4-4	29.8	.366	.423	.571	4.0	2.3	3	1	11.3	65-64	30.2	.428	.365	.706	4.8	2.0	106	18	11.2
Allsmiller, Jake	7-2	22.9	.444	.432	.667	0.9	1.1	2	0	8.7	69-44	23.9	.358	.352	.854	1.7	1.1	35	10	6.3
Gladden, B.J.	7-0	21.0	.375	.143	.450	4.7	1.3	6	5	7.1	7-0	21.0	.375	.143	.450	4.7	1.3	6	5	7.1
O'Connell, Shawn	7-7	20.7	.525	.429	.625	5.0	0.0	3	5	7.1	38-11	15.4	.537	.375	.644	3.6	0.3	14	19	3.8
Glenn, Montae	7-7	20.6	.536	.000	.545	4.6	0.1	5	5	5.1	32-15	14.7	.575	.000	.692	3.9	0.2	12	13	4.7
Wimberly, Brandon	1-0	4.0	1.000	.000	.000	1.0	0.0	0	0	4.0	6-0	2.2	.400	.000	.000	0.3	0.2	0	0	0.7
Boykins, Devonte	7-1	20.1	.455	.417	.750	2.1	1.4	5	0	4.0	63-11	16.2	.382	.293	.718	1.7	1.3	29	3	3.9
Bullock, Dominique	1-0	4.0	.333	.333	.000	1.0	1.0	1	0	3.0	1-0	4.0	.333	.333	.000	1.0	1.0	1	0	3.0
Simmons, Coye	7-0	15.1	.438	.000	.500	5.4	0.3	2	2	2.6	57-20	11.8	.457	.000	.500	4.4	0.1	7	11	2.8
McRae, Aubrey	3-0	4.3	.286	.333	.000	0.0	0.3	1	0	2.0	15-0	3.4	.357	.176	.000	0.3	0.2	8	0	1.5
Holder, James	1-0	4.0	.000	.000	.000	1.0	3.0	1	0	0.0	6-0	2.3	.250	.200	.000	0.2	0.5	1	0	0.8

SCORING	fg-fga	fg%	3fg-fga	3fg%	ft-fta	ft%	pts	pts/g	fg-fga	fg%	3fg-fga	3fg%	ft-fta	ft%	pts	pts/g
Smith, Ike	53-99	.535	8-23	.348	34-41	.829	148	21.1	168-405	.415	54-162	.333	108-147	.735	498	13.5
Brown, Tookie	34-96	.354	13-47	.277	17-24	.708	98	14.0	211-504	.419	63-181	.348	164-205	.800	649	17.1
Hughes, Mike	15-41	.366	11-26	.423	4-7	.571	45	11.3	236-552	.428	108-296	.365	149-211	.706	729	11.2
Allsmiller, Jake	20-45	.444	19-44	.432	2-3	.667	61	8.7	138-386	.358	124-352	.352	35-41	.854	435	6.3
Gladden, B.J.	15-40	.375	2-14	.143	18-40	.450	50	7.1	15-40	.375	2-14	.143	18-40	.450	50	7.1
O'Connell, Shawn	21-40	.525	3-7	.429	5-8	.625	50	7.1	51-95	.537	3-8	.375	38-59	.644	143	3.8
Glenn, Montae	15-28	.536	0-0	.000	6-11	.545	36	5.1	61-106	.575	0-1	.000	27-39	.692	149	4.7
Wimberly, Brandon	2-2	1.000	0-0	.000	0-1	.000	4	4.0	2-5	.400	0-2	.000	0-1	.000	4	0.7
Boykins, Devonte	10-22	.455	5-12	.417	3-4	.750	28	4.0	78-204	.382	27-92	.293	61-85	.718	244	3.9
Bullock, Dominique	1-3	.333	1-3	.333	0-0	.000	3	3.0	1-3	.333	1-3	.333	0-0	.000	3	3.0
Simmons, Coye	7-16	.438	0-0	.000	4-8	.500	18	2.6	64-140	.457	0-0	.000	34-68	.500	162	2.8
McRae, Aubrey	2-7	.286	2-6	.333	0-1	.000	6	2.0	10-28	.357	3-17	.176	0-3	.000	23	1.5
Holder, James	0-1	.000	0-0	.000	0-0	.000	0	0.0	2-8	.250	1-5	.200	0-0	.000	5	0.8

TOTALS	o-reb	d-reb	t-reb	pf	fo	ast	to	a/to	o-reb	d-reb	t-reb	pf	fo	ast	to	a/to
Smith, Ike	8	15	23	21	0	9	12	0.8	45	122	167	82	1	43	65	0.7
Brown, Tookie	2	28	30	15	0	29	16	1.8	20	110	130	96	0	133	85	1.6
Hughes, Mike	4	12	16	8	0	9	8	1.1	79	230	309	145	4	127	113	1.1
Allsmiller, Jake	1	5	6	13	0	8	5	1.6	16	99	115	147	1	73	51	1.4
Gladden, B.J.	8	25	33	14	0	9	13	0.7	8	25	33	14	0	9	13	0.7
O'Connell, Shawn	14	21	35	21	1	0	4	0.0	60	77	137	118	8	12	17	0.7
Glenn, Montae	21	11	32	22	2	1	4	0.3	61	64	125	82	4	6	19	0.3
Wimberly, Brandon	1	0	1	0	0	0	0	0.0	1	1	2	2	0	1	0	0.0
Boykins, Devonte	2	13	15	14	0	10	6	1.7	18	86	104	85	2	81	46	1.8
Bullock, Dominique	0	1	1	0	0	1	1	1.0	0	1	1	0	0	1	1	1.0
Simmons, Coye	18	20	38	17	1	2	7	0.3	99	150	249	99	3	5	31	0.2
McRae, Aubrey	0	0	0	1	0	1	0	0.0	3	2	5	12	0	3	1	3.0
Holder, James	1	0	1	0	0	3	0	0.0	1	0	1	0	0	3	0	0.0

2016-17 GEORGIA SOUTHERN MEN'S BASKETBALL

Game #1 - NC State 81, Georgia Southern 79 Nov. 11, 2016, Raleigh, N.C. - PNC Arena

VISITORS: Georgia Southern 0-1

Player	fg	fga	3fg	3fga	fta	ft	reb	pf	tp	a	to	blk	s	min
Glenn, Montae-f	2	6	0	0	1	2	6	5	5	0	2	0	2	17
Boykins, Devonte-f	0	2	0	0	1	0	4	4	0	2	4	0	2	29
Smith, Ike-g	8	17	0	2	4	6	4	4	20	0	0	0	0	24
Brown, Tookie-g	8	23	2	11	8	12	10	1	26	3	0	0	2	36
O'Connell, Shawn-g	3	9	0	2	3	4	7	4	9	0	1	0	0	29
Gladden, B.J.	1	6	0	2	2	6	4	2	4	0	1	0	0	17
Allsmiller, Jake	4	5	3	4	0	0	4	11	0	1	0	0	0	29
Simmons, Coye	1	5	0	0	2	2	6	3	4	0	0	1	0	19
TEAM	5													
Totals.....	27	73	5	22	30	32	46	27	79	5	7	3	4	200

TOTAL FG%	1st Half: 12-35 34.3%	2nd Half: 15-38 39.5%	Game: 37.0%
3-Pt. FG%	1st Half: 2-13 15.4%	2nd Half: 3-9 33.3%	Game: 22.7%
F Throw %	1st Half: 10-13 76.9%	2nd Half: 10-19 52.6%	Game: 62.5%

HOME TEAM: NC State 1-0

Player	fg	fga	3fg	3fga	fta	ft	reb	pf	tp	a	to	blk	s	min
ABU,ABDUL-MALIK-f	6	10	0	0	3	6	11	4	15	2	2	6	0	31
DORN, TORIN-f	6	10	0	2	0	2	11	4	12	3	2	0	1	31
HENDERSON, TERRY-g	6	15	3	11	8	9	7	3	23	2	0	1	0	35
SMITH, JR, DENNIS-g	3	13	0	5	6	6	2	11	5	1	0	1	0	36
ROWAN, MAVERICK-g	5	11	1	5	6	7	3	17	1	1	0	0	0	38
HICKS, DARIUS	0	0	0	0	0	1	2	1	0	0	0	0	0	7
JOHNSON, MARKELL	0	2	0	1	0	1	1	0	0	1	0	0	0	12
ANYA, BEEJAY	1	2	0	0	1	2	1	4	3	1	2	1	0	10
TEAM	1													
Totals.....	27	63	4	24	23	33	44	22	81	14	9	8	2	200

TOTAL FG%	1st Half: 14-34 41.2%	2nd Half: 13-29 44.8%	Game: 42.9%
3-Pt. FG%	1st Half: 4-15 26.7%	2nd Half: 0-9 0.0%	Game: 16.7%
F Throw %	1st Half: 5-9 55.6%	2nd Half: 18-24 75.0%	Game: 69.7%

Officials: Tim Comer, Mike Eades, Andrew Marotta

Technical fouls: Georgia Southern-None. NC State-None.

Attendance: 16,226

Score by Periods

1st	2nd	Total	
Georgia Southern	36	43	79
NC State	37	44	81

Points in the paint-GS 32,ST 44. Points off turnovers-GS 12,ST 6. 2nd chance points-GS 21,ST 18. Fast break points-GS 12,ST 13. Bench points-GS 19,ST 3. Score tied-6 times. Lead changed-10 times. Last FG-GS 2nd-00:15, ST 2nd-00:35. Largest lead-GS by 6 2nd-06:26, ST by 13 1st-10:08. GS led for 07:51. ST led for 28:54. Game was tied for 03:15.

Game #2 - Georgia Southern 92, Coastal Georgia 43 Nov. 14, 2016, Statesboro, Ga. - Hanner Fieldhouse

VISITORS: Coastal Georgia 1-3

Player	fg	fga	3fg	3fga	fta	ft	reb	pf	tp	a	to	blk	s	min
Washington, Haylen-f	3	8	2	6	5	10	6	4	13	0	2	0	0	23
Martin, Brandon-f	5	7	5	7	0	0	7	0	15	0	0	1	0	31
Gabriel, Mabof-f	1	5	0	1	0	0	2	4	2	0	3	0	0	17
Gibson, Isaiah-g	2	7	2	4	2	2	1	0	8	2	5	0	0	31
Lewis, Jordan-g	0	10	0	3	0	0	5	0	0	2	7	0	1	25
Canada, Jonathan	0	4	0	2	0	0	2	2	0	3	4	0	1	19
Joyner, Jeremy	0	1	0	0	1	3	2	4	1	0	0	0	0	8
Hopkins, Delandis	0	2	0	1	0	0	0	1	0	0	0	0	0	4
Momodou, Senghore	0	1	0	0	0	0	0	0	0	0	0	0	0	6
May, Tyler	0	2	0	2	0	0	1	0	0	0	3	0	0	5
Smallwood, Jaylen	1	4	0	1	2	2	2	3	4	0	0	0	0	15
Applegate, Peyton	0	0	0	0	0	0	1	0	0	0	0	0	0	5
Sarazine, London	0	1	0	0	0	0	1	0	0	0	0	0	0	11
TEAM	7													
Totals.....	12	52	9	27	10	17	36	18	43	7	2	4	2	200

TOTAL FG%	1st Half: 6-27 22.2%	2nd Half: 6-25 24.0%	Game: 23.1%
3-Pt. FG%	1st Half: 3-13 23.1%	2nd Half: 6-14 42.9%	Game: 33.3%
F Throw %	1st Half: 3-4 75.0%	2nd Half: 7-13 53.8%	Game: 58.8%

HOME TEAM: Georgia Southern 1-1

Player	fg	fga	3fg	3fga	fta	ft	reb	pf	tp	a	to	blk	s	min
Glenn, Montae-f	4	6	0	1	3	6	1	9	0	0	0	0	0	21
O'Connell, Shawn-f	4	8	1	2	0	0	6	3	9	0	0	1	0	23
Smith, Ike-g	9	12	1	4	5	6	2	23	2	3	0	2	0	26
Brown, Tookie-g	3	9	1	4	1	2	5	2	8	3	0	2	2	29
Allsmiller, Jake-g	1	5	1	2	3	3	1	5	3	0	0	1	0	24
Boykins, Devonte	3	4	1	2	0	0	1	1	7	2	1	0	2	23
Gladden, B.J.	5	7	1	3	4	9	5	15	1	2	0	2	19	
McRae, Aubrey	2	6	2	5	0	0	0	6	1	0	0	1	11	
Simmons, Coye	1	1	0	0	1	3	3	5	3	0	1	0	0	12
Holder, James	0	1	0	0	0	0	1	0	0	3	0	0	1	4
Wimberly, Brandon	2	2	0	0	0	1	1	0	4	0	0	0	0	4
Bullock, Dominique	1	3	1	3	0	0	1	0	3	1	0	1	0	4
TEAM	5													
Totals.....	35	64	9	25	13	26	43	16	92	16	8	3	12	200

TOTAL FG%	1st Half: 15-26 57.7%	2nd Half: 20-38 52.6%	Game: 54.7%
3-Pt. FG%	1st Half: 2-7 28.6%	2nd Half: 7-18 38.9%	Game: 36.0%
F Throw %	1st Half: 6-12 50.0%	2nd Half: 7-14 50.0%	Game: 50.0%

Officials: Glenn Tuitt, Chris Ford, Pete Kafka

Technical fouls: Coastal Georgia-None. Georgia Southern-None.

Attendance: 1628

Score by Periods

1st	2nd	Total	
Coastal Georgia	18	25	43
Georgia Southern	38	54	92

Points in the paint-CCGA 4,GS 48. Points off turnovers-CCGA 7,GS 36. 2nd chance points-CCGA 15,GS 19. Fast break points-CCGA 0,GS 15. Bench points-CCGA 5,GS 38. Score tied-2 times. Lead changed-3 times. Last FG-CCGA 2nd-06:17, GS 2nd-00:30. Largest lead-CCGA by 2 1st-19:08, GS by 49 2nd-00:30. CCGA led for 02:18. GS led for 35:29. Game was tied for 02:13.

Game #3 - Mercer 80, Georgia Southern 67 Nov. 20, 2016, Macon, Ga. - Hawkins Arena

VISITORS: Georgia Southern 1-2

Player	fg	fga	3fg	3fga	fta	ft	reb	pf	tp	a	to	blk	s	min
Glenn, Montae-f	1	5	0	0	2	2	5	1	4	1	1	1	0	25
O'Connell, Shawn-f	1	3	0	1	0	0	3	5	2	0	0	0	0	11
Smith, Ike-g	6	17	1	7	6	6	3	4	19	2	0	0	1	32
Brown, Tookie-g	5	11	5	9	0	0	1	2	15	3	3	1	2	35
Allsmiller, Jake-g	2	10	2	10	0	0	1	3	6	2	3	0	0	32
Boykins, Devonte	1	1	1	2	2	3	2	5	1	1	0	0	0	21
Gladden, B.J.	5	8	1	3	5	7	3	16	2	1	4	1	0	28
McRae, Aubrey	0	0	0	0	0	0	1	0	0	0	0	0	0	1
Simmons, Coye	0	2	0	0	0	0	6	2	0	1	0	0	0	14
TEAM	1													
Totals.....	21	57	10	31	15	18	30	23	67	12	10	6	4	200

TOTAL FG%	1st Half: 11-30 36.7%	2nd Half: 10-27 37.0%	Game: 36.8%
3-Pt. FG%	1st Half: 7-20 35.0%	2nd Half: 3-11 27.3%	Game: 23.3%
F Throw %	1st Half: 10-10 100%	2nd Half: 5-8 62.5%	Game: 83.3%

HOME TEAM: Mercer 2-1

Player	fg	fga	3fg	3fga	fta	ft	reb	pf	tp	a	to	blk	s	min
Desmond Ringer-f	4	8	0	0	6	9	7	14	1	1	0	0	0	27
Stephon Jelks-f	4	5	1	2	6	9	1	15	5	2	0	0	0	29
Jordan Strawberry-g	3	8	1	4	6	6	2	12	2	1	0	1	0	24
Rian Holland-g	7	13	2	7	3	2	2	18	3	1	1	3	0	36
Demetre Rivers-g	3	4	1	2	6	7	3	2	13	1	2	0	0	22
Ryan Johnson	0	3	0	1	0	0	3	4	0	0	1	0	0	16
Darius Roy	0	2	0	0	0	0	5	0	0	1	0	0	1	9
Ross Cummings	0	3	0	3	0	0	0	0	0	0	1	0	0	16
Rashad Lewis	0	2	0	2	0	0	1	0	0	2	0	0	0	8
JJ N'Ganga	0	0	0	0	0	0	0	0	0	0	0	0	0	2
Andrew Fishler	3	5	0	0	1	1	4	2	7	1	0	1	0	11
TEAM	3													
Totals.....	24	53	5	21	27	32	40	14	80	16	9	2	5	200

TOTAL FG%	1st Half: 13-29 4
-----------	-------------------

2016-17 GEORGIA SOUTHERN MEN'S BASKETBALL

Game #7 - Georgia Southern 94, Savannah State 75
Dec. 1, 2016, Savannah, Ga. - Tiger Arena

VISITORS: Georgia Southern 4-3

Player	fg	fga	3fg	3fga	ft	fta	reb	pf	tp	a	to	blk	s	min
Glenn, Montae-f	4	4	0	0	0	0	5	3	8	0	1	1	1	22
O'Connell, Shawn-f	4	7	0	0	0	0	7	3	8	0	0	1	1	23
Hughes, Mike-g	5	14	4	10	0	1	5	2	14	3	2	0	2	33
Smith, Ike-g	11	18	3	6	4	7	5	3	29	3	4	0	0	29
Brown, Tookie-g	7	18	4	9	2	2	4	3	20	7	2	0	1	28
Boykins, Devonte	0	2	0	2	1	2	3	3	1	1	0	0	1	17
Gladden, B.J.	0	3	0	0	3	4	5	1	3	2	3	1	0	18
Allsmiller, Jake	2	6	2	6	0	0	0	0	6	1	0	0	0	16
McRae, Aubrey	0	1	0	1	0	0	0	0	0	0	0	0	0	1
Simmons, Coye	2	3	0	0	1	2	8	1	5	0	0	0	0	13
TEAM							5				1			
Totals.....	35	76	13	34	11	18	47	19	94	17	13	3	6	200

TOTAL FG%	1st Half: 18-39 46.2%	2nd Half: 17-37 45.9%	Game: 46.1%
3-Pt. FG%	1st Half: 5-16 31.3%	2nd Half: 8-18 44.4%	Game: 38.2%
FThrow %	1st Half: 2-5 40.0%	2nd Half: 9-13 69.2%	Game: 61.1%

HOME TEAM: Savannah State 2-7

Player	fg	fga	3fg	3fga	ft	fta	reb	pf	tp	a	to	blk	s	min
CABEZA, Jahir-f	2	4	2	3	1	3	2	0	7	7	1	1	0	23
GLENN, Maricus-f	0	0	0	0	0	0	1	0	0	0	0	0	1	4
DASENT, Austin-g	7	14	4	8	0	1	8	4	18	3	3	0	2	30
MANASSA, Troyce-g	3	8	1	4	4	4	3	4	11	2	3	0	1	30
FLOYD, Joshua-g	4	8	2	5	3	3	0	1	13	1	2	0	1	20
KELLY, Robert	3	5	0	0	2	6	3	1	8	2	0	0	0	27
SELLER, Zach	1	2	0	1	0	0	0	3	2	1	2	0	1	12
WELLS, Casey	0	2	0	2	0	0	1	0	0	0	1	0	0	5
GAINES, Jordan	1	1	1	1	0	0	2	0	3	0	1	0	1	6
FELDER, Isaiah	0	0	0	0	0	0	0	0	0	0	1	0	0	1
McCLANAHAN, Dexter	2	7	2	5	1	2	5	2	7	4	4	1	1	25
WILLIAMS, Kamil	2	6	2	5	0	0	4	1	6	0	0	0	1	17
TEAM							4							
Totals.....	25	57	14	34	11	19	33	16	75	20	18	2	9	200

TOTAL FG%	1st Half: 15-26 57.7%	2nd Half: 10-31 32.3%	Game: 43.9%
3-Pt. FG%	1st Half: 11-17 64.7%	2nd Half: 3-17 17.6%	Game: 41.2%
FThrow %	1st Half: 3-6 50.0%	2nd Half: 8-13 61.5%	Game: 57.9%

Officials: Brent Hampton, Jose Carrion, Frankie Bordeaux
Technical fouls: Georgia Southern-None, Savannah State-None
Attendance: 3708

Score by Periods	1st	2nd	Total
Georgia Southern	43	51	94
Savannah State	44	31	75

Points in the paint-GS 40,SSUM 20. Points off turnovers-GS 15,SSUM 24. 2nd chance points-GS 13,SSUM 6. Fast break points-GS 4,SSUM 10. Bench points-GS 15,SSUM 26. Score tied-10 times. Lead changed-8 times. Last FG-GS 2nd-00:47, SSUM 2nd-01:39. Largest lead-GS by 19 2nd-00:37, SSUM by 7 1st-09:12. GS led for 14:51. SSUM led for 20:05. Game was tied for 05:04.