



GEORGIA SOUTHERN

2016-17 MEN'S BASKETBALL GAME NOTES

Marc Gignac, MBB Contact / Associate Director of Athletics Communications
 651 Fair Rd., Room 1013, Dan J. Parrish, Sr. Building, Statesboro, Ga. 30458
 O: 912.478.5288 | C: 980.297.9981 | E: mgignac@georgiasouthern.edu
 GSEagles.com | Twitter: @GSAthletics // @GSAthletics_MBB
 Facebook: GSAthletics // GSAthleticsMBB | Instagram: GSAthletics

3 NCAA Tournaments (1983, 1987, 1992) | 3 NIT Appearances (1988, 1989, 2006) | 4 TAAC Regular Season Champs (1985, 1988, 1989, 1992) | 3 SoCon South Div. Champs (2002, 2004, 2006)

2016-17 SCHEDULE/RESULTS

N03	Lees-McRae (Exh.)	W	106-51
N11	at NC State (ACC Extra)	L	79-81
N14	Coastal Georgia	W	92-43
N20	at Mercer^ (ESPN3)	L	67-80
N22	at Akron^	L	67-75
N25	vs. Florida A&M^	W	83-72
N26	vs. Radford^	W	65-64
D01	at Savannah State	W	94-75
D04	Florida Gulf Coast	L	82-85
D09	at Minnesota (Big Ten Network)	L	49-86
D13	at Florida Gulf Coast (ESPN3)		7 p.m.
D15	at Florida International		7 p.m.
D20	at Winthrop		11 a.m.
D22	Fisk		4 p.m.
D31	Georgia State*		12:30 p.m.
J07	Troy*		5 p.m.
J09	South Alabama*		7 p.m.
J14	at UL Lafayette*		8:15 p.m.
J16	at ULM*		8 p.m.
J21	Appalachian State* (ESPN3)		5 p.m.
J23	Coastal Carolina* (ESPN3)		7 p.m.
J28	at South Alabama* (ESPN3)		8:05 p.m.
J30	at Troy* (ESPN3)		8 p.m.
F04	ULM*		5 p.m.
F06	UL Lafayette* (ESPN3)		7 p.m.
F11	at Coastal Carolina*		4:30 p.m.
F13	at Appalachian State* (ESPN3)		7 p.m.
F18	Texas State*		5 p.m.
F20	UT Arlington* (ASN)		7 p.m.
F25	at Arkansas State* (ESPN3)		8 p.m.
F27	at Little Rock* (ASN)		9 p.m.
M04	at Georgia State* (ESPN3)		2:15 p.m.
M9-12	Sun Belt Championship\$		TBA

All times Eastern and subject to change

* - Sun Belt Conference Game

^ - Savannah Invitational (home sites/Savannah Civic Center)

\$ - Sun Belt Championship (New Orleans, La.)

GEORGIA SOUTHERN RADIO NETWORK

Play By Play.....Danny Reed
 Analyst.....Colin Lacy
 Pregame showHalf hour before tipoff
 Flagship 103.7 WBMZ-FM Statesboro (Flagship)
 102.1 WZAT-FM Savannah, 1370 WLOP-AM Jesup
 100.9 WLYU Lyons
 GSEagles.com/showcase (Worldwide)



SETTING THE SCENE

- Georgia Southern continues its four-game road trip at Florida Gulf Coast Tuesday.
- It's the second game of a home-and-home series against Florida Gulf Coast. FGCU defeated GS 85-82 in Hanner Fieldhouse Dec. 4.
- Georgia Southern's last home-and-home series was against Campbell in the 2013-14 season. The Eagles lost both against the Fightin' Camels.
- Georgia Southern's current roadie covers 4,120 miles of travel as the Eagles go from Minnesota to Ft. Myers to Miami to South Carolina and back home.
- GS is 3-2 in its last five and coming off an 86-49 setback at Minnesota last Friday.
- The current road trip caps a stretch in which the Eagles play 10 of their first 12 games away from home. Three of those games were in Savannah (two in Savannah Invite and one at Savannah State), and the Eagles won all three.
- Georgia Southern returns all five starters from last season's 14-17 squad that finished fifth in the Sun Belt with a 10-10 record.
- The Eagles were picked fourth in the Sun Belt Preseason Coaches Poll, and Tookie Brown and Mike Hughes were named preseason all-conference.
- Florida Gulf Coast has won its last six games and is coming off an 82-63 win over FIU Sunday. This will be Florida Gulf Coast's third game in six days.
- FGCU, the defending Atlantic Sun Champion, was picked to win the ASUN in the league's Preseason Coaches Poll.
- Marc-Eddy Norelia and Zach Johnson were named preseason all-conference, and Demetris Morant was named Preseason Defensive Player of the Year.
- The Eagles are 22-4 in their last 26 home games and 6-0 at home this season.

GS PROBABLE STARTERS

G - #4 Tookie Brown, 5-11, So., Madison, Ga. - First-team Preseason All-Sun Belt • Ranks third in the Sun Belt and 35th in the country in steals • Tallied first career double-double with 26 points and 10 rebounds at NC State (11/11) • Has started 36 straight games • Has led the team in assists in 14 straight games • Scored in double figures in 34 career games and netted 20-plus points 13 times • Led the Eagles in scoring in 18 career games and in assists 29 times • 326 points shy of 1,000 • Sister, Alexis, is a freshman on the GS women's team • 2015-16: 2016 Sun Belt Freshman of the

AT A GLANCE

DATE..... Dec. 13, 2016
 SITE..... Alico Arena (4,633)
 TIPOFF..... 7 p.m.
 LISTEN..... GS Radio Network | GSEagles.com/watch
 WATCH..... ESPN3 | WatchESPN.com
 SERIES..... FGCU leads 1-0
 LAST MEETING..... 12/4/16, L 85-82
 WEB SITES..... GSEagles.com | FGCUAthletics.com



THE MATCH-UP

Georgia Southern		Florida Gulf Coast
Statesboro, Ga.	Location	Ft. Myers, Fla.
20,574	Enrollment	14,673
Eagles	Nickname	Eagles
Sun Belt	Conference	Atlantic Sun
4-5	Record	7-3
75.3	Scoring Average	79.0
73.4	Scoring Defense	70.5
+1.9	Scoring Margin	+8.5
.430	FG%	.524
.437	FG% Defense	.431
.325	3-PT%	.419
.326	3-PT% Defense	.255
.633	FT%	.657
36.4	Rebounds Avg.	36.5
-3.1	Rebounding Margin	+6.4
12.7	Off. Rebounds Avg.	9.9
12.7	Opp. Off. Rebounds Avg.	9.2
11.4	Assists Avg.	17.3
7.6	Steals Avg.	5.1
+3.0	Turnover Margin	-2.4
3.3	Blocks Avg.	3.6

Year and first-team All-Sun Belt • Ranked eighth among freshmen in NCAA Division I scoring • Averaged 17.8 points, 3.4 assists and 1.6 steals a contest • First Eagle to win conference Freshman of the Year since Lonnie Edwards in 1994 • First freshman to lead Georgia Southern in scoring since the 1999-2000 season • Ranked in the top-10 in the Sun Belt in scoring (4th, 17.8 ppg), assists (7th, 3.4 apg), steals (2nd, 1.7), free-throw percentage (7th, .811) and assist/turnover ratio (6th, 1.5) • Ranked 14th in the league in 3-pointers made with 1.6 per game.

G - #2 Mike Hughes, 6-3, Jr., Winston-Salem, N.C. - Second-team Preseason All-Sun Belt • Sat out the first three games because of a suspension for violating team rules • Returned to the lineup at Akron (11/22) • Started last six games • Scored in double figures in 37 career games and scored 20-plus points eight times • 259 points shy of 1,000 • 2015-16: Named 2016 third-team All-Sun Belt in a vote by the league's coaches and Sun Belt Defensive Player of the Year by HoopsHD.com • Averaged 14.9 points, 4.7 rebounds, 2.1 steals and 1.6 assists a contest • Led the SBC in steals and ranked ninth in the league in scoring • Averaged 17.8 points, 4.8 rebounds, 2.1 steals and 1.8 assists in conference games • Scored 20-plus points eight times and reached

**HEAD COACH
MARK BYINGTON**

▶ Mark Byington was named Georgia Southern's 13th head men's basketball coach April 1, 2013.

▶ His 51 wins in his first three seasons is the best of any coach at Georgia Southern in the modern era.

▶ Led the Eagles to a 22-9 mark, a second-place finish in the Sun Belt and the Sun Belt Championship title game in 2014-15. It was the first 20-win season since 2005-06 and the Eagles' first conference championship game appearance since 1992.

▶ Won the 2015 Whack Hyder Georgia College Coach of the Year Award, joining his mentor Bobby Cremins, and former Eagle coaches Jeff Price and Frank Kerns as recipients.

▶ Named National Association of Basketball Coaches District 24 Coach of the Year and chosen by NBC Sports as the Sun Belt Coach of the Year. ▶ Earned his 50th career victory when the Eagles topped ULM 66-51 Jan. 16, 2016.

▶ Led the Eagles to a 15-19 mark in 2013-14 and took Georgia Southern to its first SoCon Semifinals since 2005 in debut season.

▶ Every senior has graduated since Byington joined the Eagles in the spring of 2013.

▶ Joined the Eagles after a one-year stint at Virginia Tech in 2012-13.


▶ Coached seven seasons at College of Charleston under legendary Head Coach Bobby Cremins.

▶ Was named Interim Head Coach at College of Charleston in 2012 for the final 11 games of the season. Earned a 7-4 record over that span, including a victory over Kent State in an ESPN Bracketbusters Game.

▶ Coached NBA Draft Picks Erick Green (Virginia Tech) and Andrew Goudelock (College of Charleston).

▶ Played collegiately at UNC Wilmington, scoring more than 1,000 career points while earning All-CAA Honors and a spot on the All-CAA Defensive Team as a senior.

▶ Named Virginia High School Player of the Year in 1994 as a senior at Salem High School in Salem, Va.



COACHING CAREER

HEAD COACH

2013-pres. Georgia Southern
2012 College of Charleston (Interim)

ASSISTANT COACH

2012-13 Virginia Tech
2005-12 College of Charleston
2001-02 Hargrave Military Academy

DIRECTOR OF BASKETBALL OPERATIONS

2002-04 University of Virginia

GRADUATE STUDENT MANAGER

1999-01 University of Virginia

EDUCATION

University of North Carolina-Wilmington, 1998
Bachelor's in Physical Education
University of Virginia, 2003
Master's in Sport Psychology

PERSONAL

Born April 22, 1976
Hometown Salem, Va.
Twitter @GaSouth_CoachB
Children Chase

YEAR-BY-YEAR

Year	School	Record	Pct.	Conf.
2011-12	College of Charleston	7-4	.636	6-3
2013-14	Georgia Southern	15-19	.441	6-10
2014-15	Georgia Southern	22-9	.709	14-6
2015-16	Georgia Southern	14-17	.452	10-10
2016-17	Georgia Southern	4-5	.444	0-0
Career		62-54	.534	36-29
at Georgia Southern		55-50	.524	30-26

double figures in the last 17 contests and 23 overall • Missed home game against Little Rock with an injury • Led the team in scoring eight times, in rebounding 10 times and in assists four times.

G - #3 Ike Smith, 6-4, So., Gainesville, Fla. - Ranks first in the Sun Belt in scoring and field goals made • Ranks fourth in field goal percentage • Has led the Eagles in scoring in eight games • Netted a career-high 29 points at Savannah State (12/1) • Has scored in double figures in 29 career games and scored over 20 points nine times, including six this season • Led the Eagles in scoring in 14 career games and rebounding seven times • **2015-16:** Half of the third-highest freshmen scoring duo in the country with Tookie Brown • Averaged 11.7 points and 4.8 rebounds while playing 25.5 minutes an outing • Posted one double-double with 15 points and 10 boards against South Alabama (3/10) in the Sun Belt Tournament • Cousin is former Eagle Willie Powers.

F - #11, Shawn O'Connell, 6-8, RSo., Roswell, Ga. - Posted career highs of 15 points, nine rebounds and three blocks vs. Radford (11/26) • Has started all nine games this season and 13 in his career • **2015-16:** Played in 31 games and made four starts • Averaged three points and 3.3 rebounds in 14.2 minutes a game • Shot 55 percent from the field and 65 percent from the free-throw line • First off the bench in 18 contests • Led the Eagles in rebounding twice • Scored in double figures in three games • Father, Dave, played at Duke.

F - #0 Montae Glenn, 6-8, So., Carrollton, Ga. - Has started all nine games this season and 17 for his career • Posted nine points, three steals and four boards vs. Radford (11/26) • Tallied five points, six rebounds and two blocked shots at NC State (11/11) • Had nine points and six rebounds vs. Coastal Georgia (11/14) • Has led the team in rebounding in seven career games • **2015-16:** Played in 25 games and started eight • Averaged 4.5 points and 3.7 rebounds in 13.1 minutes a game • Shot 59 percent from the field and 75 percent from the free-throw line • Scored in double figures twice and led the team in rebounding five times • First off the bench in six games • Missed six games with an injury.

THREE THINGS TO KNOW ABOUT THE EAGLES

1 - Georgia Southern returns all five starters and 11 lettermen. Ninety-four percent of the Eagles' scoring and rebounding is back in uniform, and Georgia Southern is still young. Walk-ons James Holder and Dominique Bullock are the team's lone seniors.

2 - Georgia Southern was picked fourth in the Sun Belt Preseason Coaches Poll, Tookie Brown was named preseason first-team all-league and Mike Hughes earned second-team honors.

3 - Georgia Southern ranks 37th nationally and second in the Sun Belt in fewest turnovers and ranks 29th nationally in first in the SBC in turnovers per game. The Eagles have logged single-digit turnovers in three games.

LAST TIME VS. FGCU

• Christian Terrell scored 17 points, including a big 3-pointer with 36 seconds left, and Florida Gulf Coast shot 61 percent to outlast Georgia Southern Sunday afternoon in Hanner Fieldhouse.

• Ike Smith tallied 23 points and five rebounds, while Tookie Brown recorded 21 points and four steals for

Georgia Southern. B.J. Gladden chipped in 12 points, and Mike Hughes had 11 points and four rebounds.

• Zach Johnson tallied 16 points and nine assists, and Antravious Simmons posted 13 points and 12 rebounds for Florida Gulf Coast. Brandon Goodwin finished with 12 points and 10 assists.

• Georgia Southern whittled a 17-point second-half deficit down to three points at 79-76 after Mike Hughes got a steal and Smith tipped in his layup that rolled off the rim with 2:26 to play. GS looked to have a defensive stop when the shot clock expired on FGCU's trip down the floor. Goodwin tried a runner with the shot clock winding down, and Rayjon Tucker fought for the rebound and was fouled as he hustled to get a shot up, which went off the backboard and in but after the buzzer sounded. Officials ruled that Goodwin's shot had hit the rim and Tucker's basket was good.

• Montae Glenn made 1 of 2 free throws at the other end to make the score 81-77 with 1:34 left, and Smith got a steal to get the ball back for GS. Hughes tried to test Demetris Morant at the rim, but the forward tallied his fourth blocked shot of the game. FGCU ran the shot clock down again, and Terrell buried a triple from the top of the key to increase the margin to 84-77 with 36 seconds left.

• Florida Gulf Coast jumped out to a 10-3 lead to start the game and led 20-6 following a Tucker fast-break dunk 6:29 in the contest. Georgia Southern scored 15 straight points and took a brief 21-20 lead, its only one of the game, on a Smith dunk, but Florida Gulf Coast scored the next 12 points as Johnson and Terrell ignited the spurt with 3-pointers.

• That's the way the rest of the game went with Georgia Southern trimming the deficit to three or four points only to see FGCU push the margin back out to double digits. After trailing 42-33 at halftime, GS scored the first two buckets of the second frame before Terrell scored five points in a 12-2 FGCU spurt that made the score 54-39.

MORE TEAM STORYLINES

• Last year, Georgia Southern set new school records with 3-pointers made (282) and attempted (834) in a season. GS ranks fifth in the SBC in threes per game (8.3) this season, and the Eagles have made 10 or more threes three times.

• The Eagles picked up the 1,200th win in the history of the program, which began play in 1926-27, when they topped Coastal Georgia 92-43 Nov. 14.

• GS held Coastal Georgia to 23.1 percent shooting from the field, the lowest for an opponent since holding North Georgia to 22.7 percent in 2003.

• The Eagles play 10 of their first 12 games away from home. The stretch ends Dec. 20 at Winthrop. GS played three contests in Savannah (55 miles East) during that time and won all three.

• Mark Byington is coaching in his 117th career game today and his 106th at Georgia Southern. His 51 wins in his first three seasons at Georgia Southern are the best of any coach in the modern era.

• Under Mark Byington, Georgia Southern is 37-6 in games when leading at half and 47-3 when leading with five minutes to go, but two of those losses in each category have some this season.

GEORGIA SOUTHERN'S RECORD WHEN...

GENERAL	BYINGTON ERA	2016-17	SBC											
At Home	31-13	1-1	15-5											
On the Road	18-32	1-4	9-11											
Neutral Site	6-5	2-0	--											
Overtime Game	3-4	0-0	2-2											
Day game	15-15	2-2	5-4											
Night game (after 6pm)	39-33	2-3	19-13											
HALFTIME	BYINGTON ERA	2016-17	SBC											
GS leads at halftime	37-6	1-1	17-1											
GS trails at halftime	17-41	2-4	7-16											
Tied at halftime	1-3	1-0	0-0											
SCORING	BYINGTON ERA	2016-17	SBC											
GS scores 100+ points	5-0	0-0	1-0											
GS scores 90+ points	8-1	2-0	2-0											
GS scores 80+ points	14-3	1-1	5-0											
GS scores 70+ points	23-11	0-1	9-5											
GS scores 60+ points	35-31	1-2	12-10											
GS scores less than 60 points	6-10	0-1	5-3											
Opp. scores 100+ points	1-0	0-0	1-0											
Opp. scores 90+ points	0-5	0-0	0-1											
Opp. scores 80+ points	3-18	0-4	1-5											
Opp. scores 70+ points	11-21	1-1	6-5											
Opp. scores 60+ points	24-30	0-0	11-9											
Opp. scores less than 60 points	23-1	1-0	9-0											
MARGINS	BYINGTON ERA	2016-17	SBC											
Games decided by 1 point	3-4	1-0	1-1											
Games decided by 5 points or less	16-16	0-2	11-6											
Games decided by 6-9 points	10-10	0-1	5-5											
Games decided by 10-19 points	13-16	2-1	5-5											
Games decided by 20+ points	13-7	1-1	3-1											
LAST 5 MINUTES	BYINGTON ERA	2016-17	SBC											
GS leads with 5:00 left	47-3	3-2	20-0											
GS trails with 5:00 left	8-45	1-3	4-18											
GS tied with 5:00 left	0-2	0-0	--											
MONTH	BYINGTON ERA	2016-17	SBC											
November	13-12	3-3	--											
December	9-11	1-2	0-2											
January	15-10	0-0	12-6											
February	14-11	0-0	11-5											
March	4-7	0-0	1-4											
DAY	BYINGTON ERA	2016-17	SBC											
Monday	6-3	1-0	1-0											
Tuesday	3-6	0-1	1-2											
Wednesday	3-3	0-0	0-1											
Thursday	17-10	1-0	11-6											
Friday	5-5	1-2	--											
Saturday	21-18	1-0	11-8											
Sunday	0-5	0-2	--											
CONFERENCE	BYINGTON ERA	2016-17	SBC											
AAC	1-1	0-0	-											
ACC	0-3	0-1	-											
Atlantic Sun	4-1	0-1	-											
Big 12	0-1	0-0	-											
Big South	3-3	1-0	-											
Big Ten	0-2	0-1	-											
Conference USA	1-2	0-0	-											
MAC	0-1	0-1	-											
MEAC	6-1	2-0	-											
SEC	0-2	0-0	-											
Southern	8-13	0-1	-											
Southland	0-1	0-0	-											
Sun Belt	24-18	0-0	-											
Non-Division I	9-0	1-0	-											
MARGIN OF VICTORY														
2-	3	4	5	6	7	8	9	10	11	12	13	14	15+	
1	0	0	0	0	0	0	0	0	0	1	0	0	0	2
MARGIN OF DEFEAT														
2-	3	4	5	6	7	8	9	10	11	12	13	14	15+	
1	1	0	0	0	0	1	0	0	0	0	1	0	1	

- GS scored 75.9 points a game last season, the Eagles' best offensive output since averaging 77.5 points a game in 2005-06. GS scored 80-plus points in 10 games and 100-plus in three contests. The Eagles are averaging 75.3 this year and scored over 80 four times.
- Since joining the Sun Belt in 2014, 19 Georgia Southern games against Sun Belt schools have been decided by five points or less, and the Eagles are 12-7.
- Georgia Southern is 24-7 in Hanner Fieldhouse in its last 31 contests there and 31-13 under Mark Byington.
- Georgia Southern used 11 different combinations of starting lineups last year. GS has used three this season.
- The Eagles are 17-1 in Sun Belt games when leading at halftime.

TALKING 1K

- A trio of underclassmen are nearing the 1,000-point mark for their careers. Junior Mike Hughes has 741 points, sophomore Tookie Brown has 674 and sophomore Ike Smith has 533.
- No Eagle in the program's modern era has reached the mark as a sophomore. Two Eagles did it in their second seasons at Georgia Southern (Elton Nesbitt and Johnny Mills).
- Three Eagles reached the mark in the same season once. Nesbitt, Terry Williams and Jean Francois scored their 1,000th point in 2004-05.
- The 2004-05 trio and Jelani Hewitt, Eric Ferguson and Trent Wiedeman in 2014-15 are the only times Georgia Southern had three 1,000-point scorers on the same team (Wiedeman scored 886 points at College of Charleston before transferring to GS).

TOUGH SLEDDING

- The game against FGCU will be Georgia Southern's sixth against a team with an RPI ranked in the top-140.
- Four opponents have an RPI in the top-65 (Minnesota, NC State and Florida Gulf Coast).

LAST TIME OUT

- Nate Mason tallied 14 points, nine assists, six rebounds and five steals, and Minnesota held Georgia Southern to 20 percent shooting in the second half to post an 86-49 victory over the Eagles Friday night in Williams Arena.
- Ike Smith recorded 12 points and five rebounds for Georgia Southern, and Jake Allsmiller netted 11. Coye Simmons contributed six points, seven rebounds and a pair of steals, and Tookie Brown finished with a career-high nine assists.
- Dupree McBryer posted 18 points, five rebounds and five assists for Minnesota, and Akeem Springs scored 16. Reggie Lynch finished with 10 points, six rebounds and four blocked shots.
- Minnesota jumped out to a 10-4 lead to start the game and pushed the margin to 36-19 on a Murphy 3-pointer with just over eight minutes remaining in the first period. The Eagles stayed in it with a mini 7-3 run, keyed by 3-pointers from Smith and Allsmiller, and Georgia Southern trailed 45-32 at halftime. The Golden Gophers shot 49 percent from the field and canned 8 of 17 from long distance in the half.
- Minnesota opened the second half with a 12-2 run, capped by consecutive Lynch dunks, and the margin ballooned to 26 points at 79-47 on a Springs 3-pointer with

4:09 remaining. The Golden Gophers held the Eagles to 6 for 30 from the floor in the second half and outscored Georgia Southern 41-17.

O'CONNELL NOMINATED FOR GOOD WORKS TEAM

- Shawn O'Connell has been named a nominee for the 2017 Allstate NABC Good Works Team® -- one of the most prestigious off-the-court honors in men's college basketball, Allstate and the National Association of Basketball Coaches (NABC) announced today.
- O'Connell has done an extraordinary job of demonstrating leadership both on and off the court through his tireless dedication to giving back to others. During his three years at Georgia Southern, the redshirt sophomore participated in Red Ribbon Week last year and has taken part annually in Relay for Life and Walk a Mile in Her Shoes, has visited the Boys & Girls Club of Statesboro and Samuel J. Green Charter School in New Orleans and read to children at Julia P. Bryant, Sally Zetterower and Langston Hughes schools.
- On the court, O'Connell has started all six games this season and is averaging seven points and 4.7 rebounds a game. He collected career highs of 15 points, nine rebounds and three blocked shots against Radford last Saturday.
- The Allstate NABC and WBCA Good Works Teams® recognizes players at all levels of college basketball whose charitable involvement and altruistic acts stand out amongst all other student-athletes participating in the sport.
- A special voting panel will select a 10-member team, comprised of five student-athletes from the NCAA Division I level and five student-athletes from Divisions II, III and the NAIA, from the 181 nominees. The final roster of award recipients will be unveiled in February.

GS SIGNS TYSHAUN CRAWFORD

- Georgia Southern has signed Tyshaun Crawford to a National Letter of Intent.
- A 7-foot-1, 270-pound center Crawford averaged 10 points, 10 rebounds and three blocked shots a game as a junior at Griffin High School and was named first-team all-region. He collected 14 points, 10 rebounds and 1.2 blocked shots a game for Team Forrest on the AAU circuit last summer.
- Crawford's high school coach, Willie Reese, and AAU coach, James Forrest, both played four seasons at Georgia Tech for legendary coach Bobby Cremins.

HANNER GETS A FACELIFT

- Hanner Fieldhouse, the home of Georgia Southern basketball which is nearing its 50th birthday, received some renovations last August.
- The school installed new LED lighting in the main arena, added three entrances to the building, installed a new floor in the lobby, refurbished the front entrance and installed additional seating to meet ADA requirements.
- Georgia Southern flipped the student section to the opposite side of the court behind the team benches and moved season ticket seating to the side across from the benches. The school has also doubled the number of reserved, courtside seats to 50.

GEORGIA SOUTHERN RANKINGS SUMMARY (through games Dec. 11)

TEAM CATEGORY	NCAA			INDIVIDUAL CATEGORY	NCAA			
	SBC	STAT	SBC		STAT			
3-pt Field Goal Attempts (347 ranked)	87	3	231	3-pt Field Goal Attempts (245 ranked)	Jake Alt Miller	161	3	59
Assist Turnover Ratio (347 ranked)	176	6	1.02		Tookie Brown	194	8	56
Assists Per Game (347 ranked)	306	12	11.4	Assist Turnover Ratio (249 ranked)	Tookie Brown	214	8	1.78
Blocked Shots Per Game (347 ranked)	173	6	3.3	Assists Per Game (249 ranked)	Tookie Brown	113	5	4.6
Defensive Rebounds per Game (347 ranked)	279	12	23.78	Blocked Shots Per Game (238 ranked)				
Fewest Fouls (347 ranked)	165	6	180	Defensive Rebounds per Game (248 ranked)				
Fewest Turnovers (347 ranked)	37	2	101	Double Doubles (237 ranked)	Tookie Brown	237	11	1
Field-Goal Percentage (347 ranked)	231	10	43.0	Field-Goal Percentage (249 ranked)	Ike Smith	99	4	52.7
Field-Goal Percentage Defense (347 ranked)	204	10	43.7	Free Throw Attempts (239 ranked)	B.J. Gladden	177	4	49
Free Throw Attempts (347 ranked)	204	8	188		Ike Smith	206	6	47
Free Throws Made (347 ranked)	240	8	119	Free Throws Made (239 ranked)	Ike Smith	161	3	37
Free-Throw Percentage (347 ranked)	304	9	63.3	Free-Throw Percentage (246 ranked)	Ike Smith	244	10	78.7
Offensive Rebounds Per Game (347 ranked)	73	5	12.67	Minutes Per Game (250 ranked)				
Personal Fouls Per Game (347 ranked)	218	6	20.0	Offensive Rebounds Per Game (250 ranked)	Montae Glenn	66	5	3.00
Rebound Margin (347 ranked)	287	12	-3.1		Coye Simmons	165	8	2.44
Scoring Defense (347 ranked)	217	10	73.4	Points Per Game (250 ranked)	Ike Smith	48	1	20.3
Scoring Margin (347 ranked)	191	11	1.9	Rebounds Per Game (249 ranked)				
Scoring Offense (347 ranked)	149	8	75.3	Steals Per Game (248 ranked)	Tookie Brown	35	3	2.22
Steals Per Game (347 ranked)	72	3	7.6	Three-Point Field Goals Per Game (248 ranked)	Jake Alt Miller	107	3	2.67
Three Pt FG Defense (347 ranked)	111	5	32.6	Three-Point Field-Goal Percentage (150 ranked)	Jake Alt Miller	85	4	40.7
Three-Point Field Goals Per Game (347 ranked)	104	5	8.3	Total 3-point FGM (250 ranked)	Jake Alt Miller	129	6	24
Three-Point Field-Goal Percentage (347 ranked)	250	11	32.5	Total Assists (244 ranked)	Tookie Brown	134	5	41
Total 3-point FGM (347 ranked)	134	4	75	Total Blocks (236 ranked)				
Total Assists (347 ranked)	295	11	103	Total Field Goal Attempts (248 ranked)	Ike Smith	104	2	129
Total Blocks (347 ranked)	185	7	30		Tookie Brown	157	3	120
Total Rebounds (347 ranked)	225	7	328	Total Field Goals Made (229 ranked)	Ike Smith	40	1	68
Total Rebounds Per Game (347 ranked)	186	10	36.44	Total Minutes (248 ranked)				
Total Steals (347 ranked)	103	5	68	Total Points (248 ranked)	Ike Smith	78	2	183
Turnover Margin (340 ranked)	48	3	3.0	Total Rebounds (250 ranked)				
Turnovers Forced (347 ranked)	151	10	14.22	Total Steals (208 ranked)	Tookie Brown	41	3	20
Turnovers Per Game (347 ranked)	29	1	11.2	Triple Doubles (1 ranked)				
Won-Lost Percentage (343 ranked)	225	10	44.4					

APPLES AND TREES

- Three Eagle student-athletes' fathers played and/or coached college basketball.
- Jake Allsmiller's dad, Brian, played at Vanderbilt (1978-81); Devonte Boykins' father, Robert, played at Johnson C. Smith (1992-95); Shawn O'Connell's father, Dave, played at Duke (1973-76).
- Aubrey McRae's father, Travis, coached him at Glenn Hills High School.

BOARDING THE MOTHERSHIP

- The Eagles will have 13 live broadcasts on television and streaming platforms this season with a chance at a 14th. The Eagles are part of the Sun Belt pool for the Jan. 16 game on ESPN2, and the matchup will be selected 21 days out. Eight Eagle games will air on ESPN3 and two will be on the American Sports Network (also available on WatchESPN and WatchESPN app) as part of the Sun Belt package.
- Non-conference Games at NC State (ACC Extra), at Mercer (ESPN3), at Minnesota (Big Ten Network) and at Florida Gulf Coast (ESPN3) will also be carried.
- Thirteen Georgia Southern games were broadcast on the ESPN family of Networks last season

FREE HOOPS

- Georgia Southern is 35-42 in overtime contests and 3-6 in its last nine.
- The Eagles were 1-1 in overtime games in each of the last two seasons.
- Georgia Southern fell 69-66 to Georgia State in its last overtime game Jan. 19, 2016.

TEAM CAPTAINS

- Mike Hughes, Devonte Boykins and Tookie Brown were named the 2016-17 captains in a vote by the team.

WAITING IN THE WINGS

- Sophomore Jared Hamilton will sit out the 2016-17 campaign after transferring from Jacksonville State following his freshman season.
- He averaged nine points, 4.9 rebounds and 1.4 assists in 29.5 minutes a game and started all 30 games he played in. Hamilton reached double figures in 13 contests and scored a season-high 21 points to go along with nine rebounds in 40 minutes against Tennessee State.

A STAFF OF HEAD COACHES

- In addition to head coach Mark Byington, two other members of the coaching staff have experience in the first chair.
- Assistant coach Ben Betts compiled a 52-41 record at South Carolina State from 2003-06. His squad won the MEAC regular-season title after posting an 18-11 record in 2003-04.
- Director of Operations Rob Burke was the head coach at Spartanburg Methodist from 2004-10 and his teams went 112-67 and averaged 19 wins a season during his tenure.

NEXT UP

- Georgia Southern heads farther south to Miami to play Florida International Thursday.
- Tipoff is set for 7 p.m.

FLORIDA GULF COAST RANKINGS SUMMARY (through games Dec. 11)

TEAM CATEGORY	NCAA			INDIVIDUAL CATEGORY	NCAA			
	ASUN	STAT	ASUN		STAT			
3-pt Field Goal Attempts (347 ranked)	237	7	179	3-pt Field Goal Attempts (245 ranked)				
Assist Turnover Ratio (347 ranked)	51	1	1.27	Assist Turnover Ratio (249 ranked)	Reggie Reid	132	4	2.14
Assists Per Game (347 ranked)	25	1	17.3		Brandon Goodwin	234	8	1.71
Blocked Shots Per Game (347 ranked)	149	2	3.6	Assists Per Game (249 ranked)	Brandon Goodwin	241	6	3.6
Defensive Rebounds per Game (347 ranked)	122	3	26.60		Zach Johnson	249	7	3.6
Fewest Fouls (347 ranked)	262	3	200	Blocked Shots Per Game (238 ranked)	Demetris Morant	67	1	1.80
Fewest Turnovers (347 ranked)	220	2	136	Defensive Rebounds per Game (248 ranked)				
Field-Goal Percentage (347 ranked)	5	1	52.4	Double Doubles (237 ranked)	Antravious Simmons	116	3	2
Field-Goal Percentage Defense (347 ranked)	182	1	43.1		Brandon Goodwin	237	8	1
Free Throw Attempts (347 ranked)	234	7	178	Field-Goal Percentage (249 ranked)	Brandon Goodwin	80	3	54.1
Free Throws Made (347 ranked)	249	7	117	Free Throw Attempts (239 ranked)				
Free-Throw Percentage (347 ranked)	265	6	65.7	Free Throws Made (239 ranked)				
Offensive Rebounds Per Game (347 ranked)	240	6	9.90	Free-Throw Percentage (246 ranked)				
Personal Fouls Per Game (347 ranked)	218	4	20.0	Minutes Per Game (250 ranked)				
Rebound Margin (347 ranked)	41	1	6.4	Offensive Rebounds Per Game (250 ranked)				
Scoring Defense (347 ranked)	159	2	70.5	Points Per Game (250 ranked)	Brandon Goodwin	228	8	15.6
Scoring Margin (347 ranked)	89	1	8.5	Rebounds Per Game (249 ranked)				
Scoring Offense (347 ranked)	78	3	79.0	Steals Per Game (248 ranked)				
Steals Per Game (347 ranked)	292	6	5.1	Three-Point Field Goals Per Game (248 ranked)				
Three Pt FG Defense (347 ranked)	5	1	25.5	Three-Point Field-Goal Percentage (150 ranked)				
Three-Point Field Goals Per Game (347 ranked)	174	7	7.5	Total 3-point FGM (250 ranked)				
Three-Point Field-Goal Percentage (347 ranked)	9	1	41.9	Total Assists (244 ranked)	Brandon Goodwin	197	7	36
Total 3-point FGM (347 ranked)	134	7	75	Total Blocks (236 ranked)	Demetris Morant	51	1	18
Total Assists (347 ranked)	26	4	173	Total Field Goal Attempts (248 ranked)				
Total Blocks (347 ranked)	127	2	36	Total Field Goals Made (229 ranked)	Brandon Goodwin	117	9	59
Total Rebounds (347 ranked)	122	6	365	Total Minutes (248 ranked)				
Total Rebounds Per Game (347 ranked)	182	6	36.50	Total Points (248 ranked)	Brandon Goodwin	183	9	156
Total Steals (347 ranked)	257	7	51	Total Rebounds (250 ranked)				
Turnover Margin (340 ranked)	299	5	-2.4	Total Steals (208 ranked)				
Turnovers Forced (347 ranked)	324	7	11.20	Triple Doubles (1 ranked)				
Turnovers Per Game (347 ranked)	168	3	13.6					
Won-Lost Percentage (343 ranked)	83	1	70.0					

QUICK FACTS

GENERAL INFORMATION

School	Georgia Southern University
Location	Statesboro, Ga.
Founded	December 1, 1906
Enrollment	20,574
Nickname	Eagles
Mascot	GUS
Live Mascot	Freedom
Colors	Navy Blue & White
Home Arena	Hanner Fieldhouse (3,897)
Conference	Sun Belt
Interim President	Jaimie L. Hebert, Ph. D.
Athletics Director	Tom Kleinlein
Faculty Athletics Rep.	Dr. Chris Geyerman

HISTORY

First Year of Basketball	1926-27
First Year of Division I	1971-72
First Year in TAAC	1980-81
First Year in Southern Conference	1992-93
First Year in Sun Belt	2014-15
All-Time Record	1,203-950
Sun Belt Record (2 seasons)	24-16
SoCon South Division Championships	3 (2002, 2004, 2006)
TAAC Regular Season Championships	4 (1985, 1988, 1989, 1992)
NCAA Appearances	3 (1983, 1987, 1992)
NIT Appearances	3 (1988, 1989, 2006)

COACHING STAFF

Head Coach	Mark Byington
	UNC Wilmington, 1998
Career Record	62-54 (Fourth Season)*
at Georgia Southern	55-50 (Fourth Season)
Assistant Coach	Larry Dixon
Assistant Coach	Andrew Wilson
Assistant Coach	Ben Betts
Director of Basketball Operations	Rob Burke
Graduate Manager	Alex Meltzer
Basketball Strength Coach	Cody Dukquits
Athletic Trainer	Nick Sparacio

*Went 7-4 as interim at College of Charleston in 2012

GS LAST WIN VS. CONFERENCES

AMERICA EAST	at Maine - 91-77 - 11/24/02
AMERICAN	at USF - 68-63 - 12/15/14
ATLANTIC 10	Davidson - 70-57 - 1/14/13
ACC	at Virginia Tech - 83-78 - 12/15/13
ATLANTIC SUN	vs. Stetson - 78-58 - 12/22/15
BIG 12	Never
BIG EAST	Never
BIG SKY	Never
BIG SOUTH	vs Radford - 11/26/16
BIG TEN	Never
BIG WEST	UC Davis - 116-73 - 11/12/06
CAA	Coll. of Charleston - 51-47 - 1/17/13
CONFERENCE USA	FIU - 78-72 - 11/24/14
HORIZON	Illinois-Chicago - 89-69 - 11/28/05
IVY	Brown - 87-76 - 12/19/81
MAAC	Rider - 94-72 - 12/20/73
MAC	Northern Illinois - 72-70 - 12/8/06
MEAC	at Savannah State - 12/1/16
MISSOURI VALLEY	Illinois State - 64-61 - 12/10/05
MOUNTAIN WEST	Never
NORTHEAST	Wagner - 78-59 - 12/15/03
OHIO VALLEY	Jacksonville St. - 66-63 - 2/21/09
PAC-12	Never
PATRIOT	Boston University - 100-81 - 12/27/73
SEC	South Carolina - 82-69 - 12/8/92
SOCON	Chattanooga - 62-55 - 3/8/14
SOUTHLAND	Texas A&M Corpus-Christi - 78-69 - 12/28/07
SWAC	Mississippi Valley St. - 62-52 - 12/22/12
SUMMIT	Oral Roberts - 80-76 - 1/16/71
WEST COAST CONF	Portland - 89-75 - 11/10/05
WAC	Never

MISCELLANEOUS STATS

DOUBLE-FIGURE SCORING

PLAYER	2016-17	CAREER	CONSECUTIVE
Mike Hughes	3	37	0
Tookie Brown	5	34	0
Ike Smith	8	29	3
Jake Allsmiller	2	11	0
Devonte Boykins	0	7	0
Shawn O'Connell	1	4	0
B.J. Gladden	3	3	0
Coye Simmons	0	2	0
Montae Glenn	0	2	0

DOUBLE FIGURE REBOUNDING

PLAYER	2016-17	CAREER	CONSECUTIVE
Coye Simmons	1	6	0
Mike Hughes	0	1	0
Ike Smith	0	1	0
Tookie Brown	1	1	0

20-POINT GAMES

PLAYER	2016-17	CAREER	CONSECUTIVE
Tookie Brown	3	13	0
Ike Smith	6	9	0
Mike Hughes	0	8	0
Jake Allsmiller	0	1	0

30-POINT GAMES

PLAYER	2016-17	CAREER	CONSECUTIVE
Tookie Brown	1	1	0

DOUBLE-DOUBLES

PLAYER	2016-17	CAREER	CONSECUTIVE
Coye Simmons	0	2	0
Ike Smith	0	1	0
Tookie Brown	1	1	0

TIMES LED IN SCORING

PLAYER	2016-17	CAREER	CONSECUTIVE
Tookie Brown	1	18	0
Ike Smith	7	13	3
Mike Hughes	0	11	0
Jake Allsmiller	0	2	0
Shawn O'Connell	1	1	0

TIMES LED IN REBOUNDING

PLAYER	2016-17	CAREER	CONSECUTIVE
Mike Hughes	1	20	0
Coye Simmons	3	15	0
Ike Smith	0	7	0
Montae Glenn	1	6	0
Shawn O'Connell	2	4	0
Tookie Brown	1	3	0
Montae Glenn	2	2	0
B.J. Gladden	2	2	0

TIMES LED IN ASSISTS

PLAYER	2016-17	CAREER	CONSECUTIVE
Tookie Brown	9	29	14
Mike Hughes	0	11	0
Devonte Boykins	0	6	0
Jake Allsmiller	1	3	0
Ike Smith	2	3	0

STARTS

PLAYER	2016-17	CAREER	CONSECUTIVE
Mike Hughes	6	67	6
Jake Allsmiller	2	44	0
Ike Smith	9	37	12
Tookie Brown	9	36	36
Coye Simmons	0	20	0
Montae Glenn	9	17	9
Shawn O'Connell	9	13	9
Devonte Boykins	1	11	0

FIRST OFF THE BENCH

PLAYER	2016-17	CAREER	CONSECUTIVE
Shawn O'Connell	0	18	0
Devonte Boykins	3	17	1
Jake Allsmiller	3	13	0
Coye Simmons	4	11	0
Montae Glenn	0	6	0
B.J. Gladden	5	5	0
Tookie Brown	0	1	0
Mike Hughes	0	1	0

SERIES RECORDS VS 2016-17 OPPONENTS

NON-CONFERENCE OVERALL	STRK	LAST
Akron	0-1 L1	11/22/16, L 67-75 (away)
Coastal Georgia	1-0 W1	11/14/16, W 92-43 (home)
Florida A&M	3-1 W3	11/25/16, W 83-72 (neutral)
Florida Gulf Coast	0-1 L1	12/4/16, L 82-85 (Hanner)
Fisk	First Meeting	
FIU	3-0 W3	11/24/14, W 78-72 (Hanner)
Mercer	74-40 L1	11/20/16, L 67-80 (away)
Minnesota	0-1 L1	12/9/16, L 49-86 (away)
NC State	0-4 L4	11/11/16, L 79-81 (away)
Radford	3-0 W3	11/26/16, W 65-64 (neutral)
Savannah State	12-1 W1	12/1/16, W 94-75 (away)
Winthrop	0-3 L3	12/19/15, L 81-88 (Hanner)

SUN BELT OVERALL STRK LAST 15-16 16-17

Appalachian St.	21-25 W4	2/25/16, W 88-63 (H)	2-0
Arkansas St.	9-3 W7	2/18/16, W 90-59 (H)	2-0
Coastal Carolina	0-4 L4	12/29/2009, L 64-76 (A)	--
Georgia St.	41-17 W1	2/23/16, W 54-52 (H)	1-1
Little Rock	16-14 L2	2/20/16, L 61-75 (H)	0-2
UL Lafayette	2-5 L3	3/5/16, L 78-87 (A)	0-2
ULM	5-10 L1	3/3/16, L 76-83 (A)	1-1
South Alabama	3-9 L3	3/10/16, L 67-61 (N)	0-3
UT Arlington	3-2 W1	2/4/16, W 82-73 (H)	1-1
Texas State	4-1 W1	2/6/16, W 66-62 (H)	1-1
Troy	12-6 W2	2/11/16, W 77-71 (A)	2-0

STARTING LINEUPS

	Guard	Guard	Guard	Forward	Forward
at NCSU	Brown	Boykins	Smith	O'Connell	Glenn
vs. C. Ga.	Brown	Allsmiller	Smith	O'Connell	Glenn
at MER	Brown	Allsmiller	Smith	O'Connell	Glenn
at AKR	Brown	Hughes	Smith	O'Connell	Glenn
vs. FA&M	Brown	Hughes	Smith	O'Connell	Glenn
vs. RU	Brown	Hughes	Smith	O'Connell	Glenn
at SSU	Brown	Hughes	Smith	O'Connell	Glenn
vs. FGCU	Brown	Hughes	Smith	O'Connell	Glenn
at UM	Brown	Hughes	Smith	O'Connell	Glenn
at FGCU					
at FIU					
at WIN					
vs. FISK					
vs. GSU					
vs. TROY					
vs. USA					
at ULL					
at ULM					
vs. APP					
vs. CCU					
at USA					
at TROY					
vs. ULM					
vs. ULL					
at CCU					
at APP					
vs. TSU					
vs. UTA					
at ASU					
at LR					
at GSU					
vs. SBC					

BREAKDOWN


Record	Guard	Guard	Guard	Forward	Forward
0-1	Brown	Boykins	Smith	O'Connell	Glenn
1-1	Brown	Allsmiller	Smith	O'Connell	Glenn
3-3	Brown	Hughes	Smith	O'Connell	Glenn

2016-17 GEORGIA SOUTHERN MEN'S BASKETBALL



0

MONTAE GLENN
6-8 • F
So. • Carrollton, Ga.




1

DEVONTE BOYKINS
6-2 • G
Jr. • Forest City, N.C.



2

MIKE HUGHES
6-3 • G
Jr. • Winston-Salem, N.C.



3

IKE SMITH
6-4 • G
So. • Gainesville, Fla.



4

TOOKIE BROWN
5-11 • G
So. • Madison, Ga.




5

B.J. GLADDEN
6-6 • F
Jr. • Charlotte, N.C.



10

JAKE ALLSMILLER
6-5 • G
Jr. • Nashville, Tenn.



11

SHAWN O'CONNELL
6-8 • F
R-So. • Roswell, Ga.



12

AUBREY McRAE
6-3 • G
R-So. • Augusta, Ga.



13

QUAN JACKSON
6-4 • G
Fr. • Tallahassee, Fla.



14

COYE SIMMONS
6-8 • F
Jr. • Winston-Salem, N.C.



21

JAMES HOLDER
6-1 • G
Sr. • Gwinnett, Ga.




24

BRANDON WIMBERLY
6-1 • G
Jr. • Macon, Ga.



25

DAVID GEORGIEV
6-7 • F
Fr. • Skopje, Macedonia



33

DOMINIQUE BULLOCK
5-11 • G
Sr. • Valdosta, Ga.



--

JARED HAMILTON
6-4 • G
So. • Charlotte, N.C.

GEORGIA SOUTHERN COACHES AND STAFF

Head Coach - Mark Byington (UNC Wilmington, 4th year)

Assistant Coaches - Andrew Wilson (Florida State, 4th year) - Larry Dixon (Johnson C. Smith, 4th year) - Ben Betts (Roanoke, 2nd year)

Director of Basketball Operations - Rob Burke (Chowan, 2nd year)

Graduate Manager - Alex Meltzer (Georgia Southern, 2nd year)

BUILDING THE EAGLES

- #0 Montae Glenn Signed in fall of 2014
- #1 Devonte Boykins Signed in fall of 2013
- #2 Mike Hughes Signed in spring of 2014
- #3 Ike Smith Signed in spring of 2015
- #4 Tookie Brown Signed in spring of 2015
- #5 B.J. Gladden Signed in spring of 2016
- #10 Jake Allsmiller Signed in fall of 2013
- #11 Shawn O'Connell Signed in fall of 2013
- #12 Aubrey McRae Signed in spring of 2014
- #13 Quan Jackson Signed in fall of 2015
- #14 Coye Simmons Signed in spring of 2014
- Jared Hamilton Signed in spring of 2016

2016-17 GEORGIA SOUTHERN MEN'S BASKETBALL ROSTER

No.	Name	Pos.	Ht.	Wt.	Cl.	Hometown	High School/Previous
0	Montae Glenn	F	6-8	230	So.	Carrollton, Ga.	Carrollton
1	Devonte Boykins	G	6-2	180	Jr.	Forest City, N.C.	East Rutherford
2	Mike Hughes	G	6-3	190	Jr.	Winston-Salem, N.C.	Winston-Salem Prep
3	Ike Smith	G	6-4	195	So.	Gainesville, Fla.	Gainesville
4	Tookie Brown	G	5-11	180	So.	Madison, Ga.	Morgan County
5	B.J. Gladden	F	6-6	210	Jr.	Charlotte, N.C.	Olympic / Eastern Florida
10	Jake Allsmiller	G	6-5	185	Jr.	Nashville, Tenn.	Christ Presbyterian Academy
11	Shawn O'Connell	F	6-8	190	R-So.	Roswell, Ga.	Milton
12	Aubrey McRae	G	6-3	185	R-So.	Augusta, Ga.	Glenn Hills
14	Coye Simmons	F	6-8	235	Jr.	Winston-Salem, N.C.	Winston-Salem Prep
21	James Holder	G	6-1	175	Sr.	Gwinnet, Ga.	Mill Creek
24	Brandon Wimberly	G	6-1	170	Jr.	Macon, Ga.	Jones County
25	David Georgiev	F	6-7	200	Fr.	Skopje, Macedonia	American Int'l School of Bucharest
33	Dominique Bullock	G	5-11	183	Sr.	Valdosta, Ga.	Valdosta
--	Jared Hamilton	G	6-4	190	So.	Charlotte, N.C.	ABI Prep / Jacksonville State

PRONUNCIATIONS

- 1 - Devonte (Deh-VON-tay) Boykins
- 4 - Tookie (TOO-key) Brown
- 25 - David Georgiev (geor-GEE-ev)
- HC - Mark Byington (BUY-ing-ton)

2016-17 GEORGIA SOUTHERN MEN'S BASKETBALL

TEAM SINGLE-GAME HIGHS AND LOWS

GEORGIA SOUTHERN - TEAM GAME HIGHS

POINTS	94	at Savannah State (12/01/16)
FIELD GOALS MADE	35	at Savannah State (12/01/16)
	35	COASTAL GEORGIA (11/14/16)
FIELD GOAL ATTEMPTS	76	at Savannah State (12/01/16)
FIELD GOAL PERCENTAGE	.547 (35-64)	COASTAL GEORGIA (11/14/16)
3 PT FIELD GOALS MADE	15	vs Florida A&M (11/25/16)
3 PT FG ATTEMPTS	42	vs Florida A&M (11/25/16)
3 PT FG PERCENTAGE	.615 (8-13)	vs Radford (11/26/16)
FREE THROWS MADE	20	at NC State (11/11/16)
FREE THROW ATTEMPTS	32	at NC State (11/11/16)
FREE THROW PERCENTAGE	.833 (15-18)	at Mercer (11/20/16)
REBOUNDS	47	at Savannah State (12/01/16)
ASSISTS	17	at Savannah State (12/01/16)
STEALS	12	COASTAL GEORGIA (11/14/16)
BLOCKED SHOTS	6	at Mercer (11/20/16)
TURNOVERS	15	at Minnesota (12/09/16)
FOULS	27	at NC State (11/11/16)

OPPONENT - TEAM GAME HIGHS

POINTS	86	at Minnesota (12/09/16)
FIELD GOALS MADE	35	FLORIDA GULF COAST (12/04/16)
FIELD GOAL ATTEMPTS	73	at Minnesota (12/09/16)
FIELD GOAL PERCENTAGE	.614 (35-57)	FLORIDA GULF COAST (12/04/16)
3 PT FIELD GOALS MADE	14	at Savannah State (12/01/16)
3 PT FG ATTEMPTS	36	at Akron (11/22/16)
3 PT FG PERCENTAGE	.423 (11-26)	vs Radford (11/26/16)
FREE THROWS MADE	27	at Mercer (11/20/16)
FREE THROW ATTEMPTS	33	at NC State (11/11/16)
FREE THROW PERCENTAGE	.844 (27-32)	at Mercer (11/20/16)
REBOUNDS	53	at Minnesota (12/09/16)
ASSISTS	23	at Minnesota (12/09/16)
	23	FLORIDA GULF COAST (12/04/16)
STEALS	10	at Minnesota (12/09/16)
BLOCKED SHOTS	9	at Minnesota (12/09/16)
TURNOVERS	22	COASTAL GEORGIA (11/14/16)
FOULS	22	at NC State (11/11/16)

GEORGIA SOUTHERN - TEAM GAME LOWS

POINTS	49	at Minnesota (12/09/16)
FIELD GOALS MADE	18	at Minnesota (12/09/16)
FIELD GOAL ATTEMPTS	52	vs Radford (11/26/16)
FIELD GOAL PERCENTAGE	.300 (18-60)	at Minnesota (12/09/16)
3 PT FIELD GOALS MADE	4	at Akron (11/22/16)
3 PT FG ATTEMPTS	13	vs Radford (11/26/16)
3 PT FG PERCENTAGE	.207 (6-29)	at Minnesota (12/09/16)
FREE THROWS MADE	7	vs Radford (11/26/16)
	7	at Minnesota (12/09/16)
FREE THROW ATTEMPTS	9	vs Radford (11/26/16)
FREE THROW PERCENTAGE	.500 (13-26)	COASTAL GEORGIA (11/14/16)
REBOUNDS	26	FLORIDA GULF COAST (12/04/16)
ASSISTS	5	at NC State (11/11/16)
STEALS	4	3 games
BLOCKED SHOTS	2	at Akron (11/22/16)
	2	at Minnesota (12/09/16)
TURNOVERS	7	at NC State (11/11/16)
FOULS	15	vs Radford (11/26/16)

OPPONENT - GAME LOWS

POINTS	43	COASTAL GEORGIA (11/14/16)
FIELD GOALS MADE	12	COASTAL GEORGIA (11/14/16)
FIELD GOAL ATTEMPTS	52	COASTAL GEORGIA (11/14/16)
FIELD GOAL PERCENTAGE	.231 (12-52)	COASTAL GEORGIA (11/14/16)
3 PT FIELD GOALS MADE	4	at NC State (11/11/16)
3 PT FG ATTEMPTS	17	vs Florida A&M (11/25/16)
	17	FLORIDA GULF COAST (12/04/16)
3 PT FG PERCENTAGE	.167 (4-24)	at NC State (11/11/16)
FREE THROWS MADE	9	vs Radford (11/26/16)
	9	FLORIDA GULF COAST (12/04/16)
FREE THROW ATTEMPTS	14	vs Radford (11/26/16)
FREE THROW PERCENTAGE	.500 (9-18)	FLORIDA GULF COAST (12/04/16)
REBOUNDS	33	vs Radford (11/26/16)
	33	at Savannah State (12/01/16)
ASSISTS	7	COASTAL GEORGIA (11/14/16)
	7	vs Florida A&M (11/25/16)
STEALS	2	at NC State (11/11/16)
	2	COASTAL GEORGIA (11/14/16)
BLOCKED SHOTS	2	3 games
TURNOVERS	9	3 games
FOULS	12	vs Radford (11/26/16)

INDIVIDUAL SINGLE-GAME HIGHS AND LOWS

GEORGIA SOUTHERN HIGHS

Points	29	Smith, Ike at Savannah State (12/01/16)
	26	Smith, Ike vs Florida A&M (11/25/16)
	26	Brown, Tookie at NC State (11/11/16)
	23	Smith, Ike vs Florida Gulf Coast (12/04/16)
	23	Smith, Ike at Akron (11/22/16)
	23	Smith, Ike vs Coastal Georgia (11/14/16)
Field Goals Made	11	Smith, Ike at Savannah State (12/01/16)
Field Goal Att.	23	Brown, Tookie at NC State (11/11/16)
FG Pct (min 5 made)	.750 (9-12)	Smith, Ike vs Coastal Georgia (11/14/16)
3-Point FG Made	6	Allsmiller, Jake vs Florida A&M (11/25/16)
	6	Hughes, Mike vs Florida A&M (11/25/16)
3-Point FG Att.	13	Allsmiller, Jake vs Florida A&M (11/25/16)
3-Pt FG Pct (min 3 made)	1.000 (3-3)	Allsmiller, Jake vs Radford (11/26/16)
Free Throws Made	8	Smith, Ike vs Florida A&M (11/25/16)
	8	Brown, Tookie at NC State (11/11/16)
Free Throw Att.	12	Gladden, B.J. vs Florida A&M (11/25/16)
	12	Brown, Tookie at NC State (11/11/16)
FT Pct (min 7 made)	1.000 (8-8)	Smith, Ike vs Florida A&M (11/25/16)
Rebounds	10	Simmons, Coye vs Florida A&M (11/25/16)
	10	Brown, Tookie at NC State (11/11/16)
Assists	9	Brown, Tookie at Minnesota (12/09/16)
Steals	4	Brown, Tookie vs Florida Gulf Coast (12/04/16)
	4	Brown, Tookie vs Florida A&M (11/25/16)
Blocked Shots	4	Gladden, B.J. at Mercer (11/20/16)
Turnovers	7	Brown, Tookie vs Radford (11/26/16)
Minutes	36	Brown, Tookie vs Florida A&M (11/25/16)
	36	Brown, Tookie at NC State (11/11/16)

OPPONENT HIGHS

Points	23	HENDERSON, TERRY at NC State (11/11/16)
	20	JOHNSON, Isaiah at Akron (11/22/16)
	19	WILLIAMS, Desmond vs Florida A&M (11/25/16)
	19	JACKSON, Antino at Akron (11/22/16)
	18	McBrayer, Dupree at Minnesota (12/09/16)
	18	DASENT, Austin at Savannah State (12/01/16)
	18	Ria'n Holland at Mercer (11/20/16)
Field Goals Made	8	JOHNSON, Isaiah at Akron (11/22/16)
Field Goal Att.	15	McBrayer, Dupree at Minnesota (12/09/16)
	15	HENDERSON, TERRY at NC State (11/11/16)
FG Pct (min 5 made)	.889 (8-9)	JOHNSON, Isaiah at Akron (11/22/16)
3-Point FG Made	5	JACKSON, Antino at Akron (11/22/16)
	5	Martin, Brandon vs Coastal Georgia (11/14/16)
3-Point FG Att.	11	WILLIAMS, Josh at Akron (11/22/16)
	11	HENDERSON, TERRY at NC State (11/11/16)
3-Pt FG Pct (min 3 made)	.800 (4-5)	BRADFORD, Christian vs Radford (11/26/16)
Free Throws Made	8	HENDERSON, TERRY at NC State (11/11/16)
Free Throw Att.	11	WILLIAMS, Desmond vs Florida A&M (11/25/16)
FT Pct (min 7 made)	.889 (8-9)	HENDERSON, TERRY at NC State (11/11/16)
Rebounds	12	SIMMONS, Antravius vs Florida Gulf Coast (12/04/16)
Assists	10	GOODWIN, Brandon vs Florida Gulf Coast (12/04/16)
Steals	5	Mason, Nate at Minnesota (12/09/16)
Blocked Shots	6	ABU, ABDUL-MALIK at NC State (11/11/16)

2016-17 GEORGIA SOUTHERN MEN'S BASKETBALL

THE LAST TIME

GEORGIA SOUTHERN INDIVIDUALS...

Scored 30 Points: (Home) - Jelani Hewitt (33) vs. Florida International, 11/24/14; (Away) - Tookie Brown (34) at Appalachian State, 1/25/16

Scored 35 Points: (Home) - Jelani Hewitt (38) vs. Campbell, 11/30/13; (Away) - Julius Jenkins (37) at Western Carolina, 1/25/03

Scored 40 Points: (Home) - Elton Nesbitt (43) vs. Chattanooga, 1/17/05; (Away) - Johnny Mills (40) at Samford, 2/3/73

Had 15+ Rebounds: Eric Ferguson (16) at UT Arlington, 12/30/14

Had 20+ Rebounds: Kevin Anderson (21) vs. Mercer, 3/1/77

Had a Triple-Double: None

Two Players Had Double-Figure Rebounds: Coye Simmons (10), Angel Matias (16) vs. Johnson Univ., 11/22/14

Three Players Had Double-Figure Rebounds: Kashien Latham (10), Wayne Wooley (11), Frank Bennett (10) vs. High Point, 11/25/2000

Two Players Had Double-Doubles: Angel Matias (12 pts, 16 reb), Coye Simmons (10 pts, 10 reb) vs. Johnson Univ. 11/22/14

Five Scorers in Double-Figures: Mike Hughes (18), Ike Smith (10), Tookie Brown (15), Jake Allsmiller (17) and Montae Glenn (10) vs. Ark State, 2/18/16

Six Scorers in Double-Figures: Ike Smith (11), Jake Allsmiller (11), Tookie Brown (12), Jason Burnell (19), Coye Simmons (10), Jonathan Sanks (12) vs. Webber, 11/13/15

Seven Scorers in Double-Figures: Rory Spencer (13), Marvin Baynham (10), Ben Drayton (16), Eric Ferguson (16), Jelani Hewitt (17), Tre Bussey (10), Cameron Baskerville (11) vs. Reinhardt, 11/18/10

Three players scored 20+ Points: Tookie Brown (26), Mike Hughes (23), Ike Smith (20) vs. UT Arlington, 2/4/16

Lead 65 in Points, Rebounds and Assists: Tookie Brown (26 pts, 10 reb, 3 asst) at NC State, 11/11/16

Had 5 3-Pointers: Jake Allsmiller (6) and Mike Hughes (6) vs. FAMU, 11/25/16

Two Players Had 5 3-Pointers: Jake Allsmiller (6) and Mike Hughes (6) vs. FAMU, 11/25/16

Had Consecutive Double-Doubles: Eric Ferguson 1/2/13-1/5/13

Had Three Straight Double-Doubles: Matthew Fields, 2/16/08, 2/20/08, 2/23/08

10+ Assists: C.J. Reed (10) at Western Carolina, 1/26/13

5+ Steals: Mike Hughes (5) at UL Lafayette, 3/5/16

5+ Blocks: Eric Ferguson (5) at Wofford, 1/12/13

Played all 40 Minutes of Regulation Game: Jelani Hewitt (40) vs. Georgia State, 3/15/16

Played 40+ Minutes: Mike Hughes (40) and Ike Smith (40) at Georgia State, 1/19/16

GEORGIA SOUTHERN TEAM...

Won an Overtime Game: 93-88 (OT) vs. Troy, 9/7/16

Lost an Overtime Game: 66-69 (OT) at Georgia State, 1/19/16

Played Two Overtimes: at East Tennessee State (4 OT), 1/12/98 (W, 104-101)

Played Three Overtimes: at East Tennessee State (4 OT), 1/12/98 (W, 104-101)

Shot 50-59 percent: 54.7 (35-64) vs. Coastal Georgia, 11/14/16

Shot 60-69 percent: 60.4 (29-48) vs. Brewton-Parker, 12/8/12

Shot 70 percent or better: 70.0 vs. Hardin-Simmons, 1/31/87

Shot 50 percent in both Halves: 57.7 (1st, 15-26), 52.6 (2nd, 20-38) vs. Coastal Georgia, 11/14/16

Shot 60 percent for a Half: 60.9 (2nd, 14-23) vs. Radford, 11/26/16

Shot Under 30 Percent: 26.9 (18-67) vs South Alabama, 1/7/16

Shot Under 30 Percent in a Both Halves: 25.8 (1st), 27.7 (2nd) vs. South Alabama, 1/7/16

Shot Under 20 Percent in a Half: 18.2 (1st, 4-22) at Furman, 2/25/13

Made 15 3-Pointers: 15 (15-42) vs. Florida A&M, 11/25/16

Made No 3-Pointers: 0-15 at Samford, 1/29/09

Shot 90 Percent Free Throws: 90.0% (9-10) at Samford, 1/6/14

Shot 100 Percent Free Throws: 100% (6-6) vs. UNCG, 3/2/13

Shot Under 50 Percent Free Throws: .000 (0-4) at Duke, 12/15/15

Attempted Less Than Five Free Throws: 4 (0-4) at Duke, 12/15/15

Attempted 30+ Free Throws: 32 at NC State, 11/11/16

Attempted 35+ Free Throws: 36 at Appalachian State, 1/25/16

Made 20+ Free Throws: 20 at NC State, 11/11/16

Made 30+ Free Throws: 31 vs. Fla International, 12/24/14

Scored 100 Points (Sun Belt game): 101 at Appalachian State, 1/25/16

Scored 100 Points (Non-Sun Belt game): 104 vs. Toccoa Falls, 11/16/13

Scored 100 Points in a win: 101 at Appalachian State, 1/25/16

Scored 100 Points in a loss: 106 at Centenary, 2/13/92

Scored under 40 points: 36 vs. Ga. State, 3/15/15

Allowed 100 Points: 100 at Appalachian State, 1/25/16

Allowed less than 40 points: 38 vs. Georgia State, 3/15/15

Allowed less than 40 points and lost: 38 vs. Georgia State, 3/15/15

Bench scored 50+ Points: 54, Bob Jones, 11/30/15

Bench scored 40+ Points: 54, Bob Jones, 11/30/15

Bench scored zero points: at South Florida, 12/15/14

Had Less Than 10 Turnovers: 9 vs. Florida Gulf Coast, 12/4/16

Had 60+ Rebounds: 66 vs. Webber International, 11/13/15

Had 50+ Rebounds: 66 vs. Webber International, 11/13/15

Had 30+ Assists: 30 vs Chattanooga, 1/17/05

Had 20+ Assists: 21 at Duke, 12/15/15

Had 15+ Assists: 17 at Savannah State, 12/1/16

Had 20+ Steals: 21 vs. Bob Jones University, 11/30/15

Had 15+ Steals: 21 vs. Bob Jones University, 11/30/15

Had 10+ Blocks: 11 vs. UT Arlington, 2/4/16

OPPONENT INDIVIDUALS...

Scored 40 Points: Tim Smith (41) vs. East Tennessee State, 2/26/05

Scored 35 Points: Frank Eaves (37) at Appalachian State, 1/25/16

Scored 30 Points: Frank Eaves (37) at Appalachian State, 1/25/16

Five Scorers in Double-Figures: Desmond Ringer (14), Jordan Strawberry (13), Ria'n Holland (18), Stephon Jelks (15), Demetre Rivers (13) at Mercer, 11/20/16

Two Players Had Double-Figure Rebounds: Abdul-Malik Abu (11), Torin Dorn (11) at NC State, 11/11/16

Two Players Had Double-Doubles: Antravious Simmons (13 pts, 12 reb), Brandon Goodwin (12 pts, 10 assts), vs. Florida Gulf Coast, 12/4/16

Had 15 Rebounds: Devonta Walker (16) at UL Lafayette, 3/5/16

Had 20 Rebounds: Dillion Sneed (22) vs. East Tennessee State, 2/26/05

Had 10 Assists: Brandon Goodwin (10) vs. Florida Gulf Coast, 12/4/16

Had 5 Blocked Shots: Abdul-Malik Abu (6) at NC State, 11/11/16

Had 5 Steals: Nate Mason (5) at Minnesota, 12/9/16

OPPONENT TEAM...

Scored 100 Points: 100 at Appalachian State 1/35/16

Shot 50 Percent: 54.1(33-61) vs.ULM, 3/3/16

Shot 60 Percent: 61.4 (35-57) vs. Florida Gulf Coast, 12/4/16

Shot Under 25 Percent: 23.1 (12-52) vs. Coastal Georgia, 11/14/16

Shot Under 30 Percent: 23.1 (12-52) vs. Coastal Georgia, 11/14/16

Shot Under 35 Percent: 29.0 (18-62) vs. Appalachian State, 2/25/16

Shot 70 Percent for a Half: 73.1 (2nd, 19-26) vs. South Alabama, 2/19/15

Shot 60 Percent for a Half: 66.7 (2nd, 16-24) vs. Florida Gulf Coast, 12/4/16

Shot 50 Percent in Both Halves: 57.6 (1st), 66.7 (2nd) vs. Florida Gulf Coast, 12/4/16

Shot Under 30 Percent in a Half: 24.0 (2nd, 6-25) vs. Coastal Georgia, 11/14/16

Shot Under 20 Percent in a Half: 17.2 (1st, 5-29) vs. Toccoa Falls, 11/29/14

Shot Under 30 Percent in both Halves: 22.2 (1st, 6-27), 24.0 (2nd, 6-25) vs. Coastal Georgia, 11/14/16

Shot Under 50 Percent Free Throws: 44.4 (4-9) vs. Georgia State, 2/23/16

Attempted 30 Free Throws: 33 at NC State, 11/11/16

Attempted 40 Free Throws: 41 vs. South Alabama, 1/7/16

Made 20+ Free Throws: 27 at Mercer, 11/20/16

Made 30+ Free Throws: 40 at Ole Miss, 11/16/15

Shot 90 Percent Free Throws: 95.2 (20-21) vs. Wintrop, 12/18/15

Made 10+ 3-pointers: 12 at Minnesota, 12/9/16

Made 15 3-pointers: 18 vs. The Citadel, 11/25/15

Had 50+ Rebounds: 53 at Minnesota, 12/9/16

Had 20+ Assists: 23 at Minnesota, 12/9/16

Had 25+ Assists: 26 vs. The Citadel, 11/25/15

2016-17 GEORGIA SOUTHERN MEN'S BASKETBALL

SEASON/CAREER HIGHS

#0 Montae Glenn

	PTS	REB	ASSISTS	STEALS	BLOCKS	FG MADE	FG ATT.	3-PTS MADE	3-PTS ATT.	FT MADE	FT ATT.	MIN.
Season	9, twice, vs Radford, 11/26	7 vs FGCU, 12/4	1 at Mercer, 11/20	3 vs Radford, 11/26	2 at NC State, 11/11	4, 3 times, at Sav. St. 12/1	6, 3 times, vs FGCU, 12/4	-	-	2 vs FGCU, 12/4	4 vs FGCU, 12/4	25 vs Radford, 11/26
Career	11 vs Citadel, 11/25/15	8, 5 times, vs Ark St, 2/18/16	1, 4 times, at Mercer, 11/20	3 vs Radford, 11/26/16	2, twice, at NC State, 11/11	4, 9 times, at Sav. St. 12/1/16	6, 7 times, vs FGCU, 12/4/16	None	1 at Duke, 12/15/15	3, 4 times, vs Winthrop, 12/19/15	5 vs Citadel, 11/25/15	25 vs Radford, 11/26/16

#1 Devonte Boykins

	PTS	REB	ASSISTS	STEALS	BLOCKS	FG MADE	FG ATT.	3-PTS MADE	3-PTS ATT.	FT MADE	FT ATT.	MIN.
Season	8 vs Radford, 11/26	4 at NC State, 11/11	2, 4 times, at Minnesota, 12/9/16	2, twice, vs Coastal Ga., 11/14	-	3, twice, vs Radford, 11/26	5 vs Radford, 11/26	2 vs Radford, 11/26	3 at Minnesota, 12/9/16	2 at Mercer, 11/20	2 at Mercer, 11/20	29 at NC State, 11/11
Career	15 at App St., 1/25/16	7 at Troy, 2/11/16	6 vs Johnson, 11/22/14	3 vs Bob Jones, 11/30/15	1, 3 times, vs USA, 3/10/16	5 at Duke, 12/15/15	10, twice, at Auburn, 11/20/15	2, 6 times, vs Radford, 11/26	6, twice, at Up-state, 11/27/15	9 at App St., 1/25/16	10 at App St., 1/25/16	33 vs Little Rock, 2/20/16

#2 Mike Hughes

	PTS	REB	ASSISTS	STEALS	BLOCKS	FG MADE	FG ATT.	3-PTS MADE	3-PTS ATT.	FT MADE	FT ATT.	MIN.
Season	19 vs FAMU, 11/25	5 at Sav. St. 12/1	3 at Sav. St. 12/1	2 at Sav. St. 12/1	1 vs FAMU, 11/25	6 vs FAMU, 11/25	14 at Sav. St. 12/1	6 vs FAMU, 11/25	10 at Sav. St. 12/1	7 vs FGCU, 12/4	7 vs FGCU, 12/4	34 vs FGCU, 12/4
Career	24, twice, at ULM, 3/3/16	11 vs. FIU, 11/24/15	6 vs. Ark. St., 2/12/15	6 vs Stetson, 12/22/15	2, 3 times, vs UTA, 2/4/16	10 at UTA, 1/2/16	18 at Arkansas St., 1/30/16	6 vs FAMU, 11/25/16	11 at Ga. State, 1/19/16	8 vs Bob Jones, 11/30/15	11 vs Troy, 1/9/16	43 at LR, 2/14/15

#3 Ike Smith

	PTS	REB	ASSISTS	STEALS	BLOCKS	FG MADE	FG ATT.	3-PTS MADE	3-PTS ATT.	FT MADE	FT ATT.	MIN.
Season	29 at Sav. St. 12/1	6 vs Coastal Ga., 11/14	3, twice, vs FGCU, 12/4	2, twice, vs FGCU, 12/4	2 vs FAMU, 11/25	11 at Sav. St. 12/1	18 at Sav. St. 12/1	3 at Sav. St. 12/1	7 at Mercer, 11/20	8 vs FAMU, 11/25	8 vs FAMU, 11/25	33 at Akron, 11/22
Career	29 at Sav. St. 12/1/16	10 vs USA, 3/10/16	3, 4 times, vs FGCU, 12/4/16	5 vs Webber, 11/13/15	3 vs UTA, 2/4/16	11 at Sav. St. 12/1/16	18, twice, at Sav. St. 12/1	3 at Sav. St. 12/1/16	9, twice, vs Ark St, 2/18/16	8, twice, vs FAMU, 11/25/16	10, 3 times, vs UTA, 2/4/16	40 vs Ga. State, 1/19/16

#4 Tookie Brown

	PTS	REB	ASSISTS	STEALS	BLOCKS	FG MADE	FG ATT.	3-PTS MADE	3-PTS ATT.	FT MADE	FT ATT.	MIN.
Season	26 at NC State, 11/11	10 at NC State, 11/11	9 at Minnesota, 12/9/16	4, twice, vs FGCU, 12/4	2 vs Coastal Ga., 11/14	8, twice, vs FGCU, 12/4	23 at NC State, 11/11	5 at Mercer, 11/20	11 at NC State, 11/11	8 at NC State, 11/11	12 at NC State, 11/11	36, twice, vs FAMU, 11/25
Career	34 at App St., 1/25/16	10 at NC State, 11/11, 16	9 at Minnesota, 12/9/16	4, 4 times, vs FGCU, 12/4/16	2, twice, vs Coastal Ga., 11/14/16	11 at App St., 1/25/16	23 at NC State, 11/11/16	5 at Mercer, 11/20/16	11 at NC State, 11/11	11, 3 times, at Troy, 2/11/16	15 vs Citadel, 11/25/15	39 vs Texas St., 2/6/16

2016-17 GEORGIA SOUTHERN MEN'S BASKETBALL

SEASON/CAREER HIGHS

#5 B.J. Gladden												
	PTS	REB	ASSISTS	STEALS	BLOCKS	FG MADE	FG ATT.	3-PTS MADE	3-PTS ATT.	FT MADE	FT ATT.	MIN.
Season	16 at Mercer, 11/20	7, twice, vs FAMU, 11/25	2, 3 times, at Sav. St. 12/1	2, twice, vs FAMU, 11/25	4 at Mercer, 11/20	5, 3 times, at Mercer, 11/20	8 at Mercer, 11/20	1, 4 times, at Minnesota, 12/9/16	4 vs FAMU, 11/25	5 at Mercer, 11/20	12 vs FAMU, 11/25	29 vs FAMU, 11/25
Career	16 at Mercer, 11/20/16	7, 3 times, vs FAMU, 11/25/16	2, 7 times, at Sav. St. 12/1	2, twice, vs FAMU, 11/25/16	4 at Mercer, 11/20/16	5, 3 times, at Mercer, 11/20	10 at W. Michigan, 1/24/15	1, 8 times, at Minnesota, 12/9/16	4 vs FAMU, 11/25/16	5 at Mercer, 11/20/16	12 vs FAMU, 11/25/16	29 vs FAMU, 11/25
#10 Jake Allsmiller												
	PTS	REB	ASSISTS	STEALS	BLOCKS	FG MADE	FG ATT.	3-PTS MADE	3-PTS ATT.	FT MADE	FT ATT.	MIN.
Season	18 vs FAMU, 11/25	3 at Minnesota, 12/9/16	3 vs Coastal Ga., 11/14	2 vs FGCU, 12/4	-	6 vs FAMU, 11/25	13 vs FAMU, 11/25	6 vs FAMU, 11/25	13 vs FAMU, 11/25	2 vs Coastal Ga., 11/14	3 vs Coastal Ga., 11/14	32 at Mercer, 11/20
Career	29 at S. Alabama, 2/13/16	5 vs ULM, 1/16/16	4 Texas St., 2/6/16	4 vs Bob Jones, 11/30/15	3 vs Ga. State, 2/23/16	9 at S. Alabama, 2/13/16	16 at S. Alabama, 2/13/16	8 at S. Alabama, 2/13/16	15 at S. Alabama, 2/13/16	4 at ULL, 3/5/16	4 at ULL, 3/5/16	39 vs Troy, 1/9/16
#11 Shawn O'Connell												
	PTS	REB	ASSISTS	STEALS	BLOCKS	FG MADE	FG ATT.	3-PTS MADE	3-PTS ATT.	FT MADE	FT ATT.	MIN.
Season	15 vs Radford, 11/26	9 vs Radford, 11/26	-	2 at Minnesota, 12/9/16	3 vs Radford, 11/26	6 vs Radford, 11/26	9 at NC State, 11/11	2 vs Radford, 11/26	2, 3 times, vs Radford, 11/26/16	3 at NC State, 11/11	4 at NC State, 11/11	30 vs Radford, 11/26
Career	15 vs Radford, 11/26/16	9 vs Radford, 11/26/16	2, twice, at App St., 1/25/16	2 at Minnesota, 12/9/16	3, twice, vs Radford, 11/26/16	6 vs Radford, 11/26/16	9 at NC State, 11/11	2 vs Radford, 11/26/16	2, 3 times, vs Radford, 11/26/16	6, twice, vs ULL, 1/14/16	8 vs Webber, 11/13/15	30 vs Radford, 11/26/16
#12 Aubrey McRae												
	PTS	REB	ASSISTS	STEALS	BLOCKS	FG MADE	FG ATT.	3-PTS MADE	3-PTS ATT.	FT MADE	FT ATT.	MIN.
Season	6 vs Coastal Ga., 11/14	-	1 vs Coastal Ga., 11/14	1 vs Coastal Ga., 11/14	-	2 vs Coastal Ga., 11/14	6 vs Coastal Ga., 11/14	2 vs Coastal Ga., 11/14	5 vs Coastal Ga., 11/14	-	1 at Mercer, 11/20	11 vs Coastal Ga., 11/14
Career	6, twice, vs Coastal Ga., 11/14/16	2 vs Ark St, 2/18/16	1, 3 times, vs Coastal Ga., 11/14/16	3, twice, vs Bob Jones, 11/30/15	None	3 vs Bob Jones, 11/30/15	6, twice, vs Coastal Ga., 11/14/16	2 vs Coastal Ga., 11/14/16	5 vs Coastal Ga., 11/14/16	None	2 vs Webber, 11/13/15	12 vs Bob Jones, 11/30/15
#14 Coye Simmons												
	PTS	REB	ASSISTS	STEALS	BLOCKS	FG MADE	FG ATT.	3-PTS MADE	3-PTS ATT.	FT MADE	FT ATT.	MIN.
Season	6 at Minnesota, 12/9/16	10 vs FAMU, 11/25	1, twice, vs FAMU, 11/25	2 at Minnesota, 12/9/16	1, twice, at Akron, 11/22	2, 3 times, at Minnesota, 12/9/16	5 at NC State, 11/11	None	None	2, twice, at Minnesota, 12/9/16	3 vs Coastal Ga., 11/14	24 vs FAMU, 11/25
Career	10, twice, vs Troy, 1/9/16	11 vs Webber, 11/13/15	2 at Arkansas St., 1/30/16	2 at Minnesota, 12/9/16	1, 11 times, at Akron, 11/22/16	5 vs Webber, 11/13/15	8 vs Winthrop, 12/19/15	None	None	4, twice, vs Troy, 1/9/16	6, 5 times, vs USA, 3/10	29, twice, at Ga. State, 1/19/16

CAREER GAME-BY-GAME STATS

#0 MONTAE GLENN

2016-17 Game-By-Game Stats (Sophomore)

Opponent	MPFG-A	3G-A	FT-A	REBAST	BLK	STL	PTS
11/11 at NC State	17	2-6	0-0	1-2	6	0	0
11/14 vs Coastal Ga.	21	4-6	0-0	1-3	6	0	0
11/20 at Mercer	25	1-5	0-0	2-2	5	1	1
11/22 at Akron	21	0-1	0-0	1-2	3	0	0
11/25 vs FAMU	13	0-1	0-0	0-0	3	0	0
11/26 vs Radford	25	4-5	0-0	1-2	4	0	0
12/1 at Sav. St.	22	4-4	0-0	0-0	5	0	0
12/4 vs FGCU	24	3-6	0-0	2-4	7	0	0
12/9 at UM	17	2-4	0-0	0-2	4	0	0

2015-16 Game-By-Game Stats (Freshman)

Opponent	MPFG-A	3G-A	FT-A	REBAST	BLK	STL	PTS
11/13 vs WEBBER	15	4-6	0-0	1-2	8	0	0
11/16 at Ole Miss	14	2-2	0-0	0-0	1	0	0
11/20 at Auburn	15	0-3	0-0	0-0	8	0	0
11/25 vs Citadel	18	4-6	0-0	3-5	7	0	0
11/27 at Upstate	18	4-6	0-0	1-1	2	1	0
11/30 vs BJU	19	2-2	0-0	3-4	5	0	0
12/2 at Sav. St.	16	3-3	0-0	1-2	2	1	0
12/15 at Duke	11	1-5	0-1	0-0	3	1	0
12/19 vs WINTHROP	13	2-2	0-0	3-4	5	0	0
12/22 vs STETSON	17	2-2	0-0	0-0	6	0	0
12/30 at Texas St.	11	2-4	0-0	1-2	4	0	0
1/2 at UT Arlington	15	2-4	0-0	2-2	4	0	0
1/7 vs S. ALABAMA	19	2-5	0-0	0-0	8	0	0
1/30 at Arkansas St.	4	0-0	0-0	0-0	2	0	0
2/4 vs UT ARLINGTON	2	0-0	0-0	2-2	0	0	0
2/6 vs TEXAS STATE	6	0-1	0-0	0-0	0	0	0
2/11 at Troy	20	4-6	0-0	1-1	3	1	0
2/13 at S. Alabama	11	0-1	0-0	0-0	1	0	0
2/18 vs ARKANSAS ST.	14	4-5	0-0	2-2	8	0	0
2/20 vs LITTLE ROCK	16	1-4	0-0	0-0	3	0	0
2/23 vs GA. STATE	7	0-0	0-0	0-0	0	0	0
2/25 vs APP STATE	14	4-5	0-0	0-0	4	1	0
3/3 at ULM	10	0-2	0-0	0-0	3	0	0
3/5 at UL Lafayette	13	1-2	0-0	1-1	3	0	0
3/10 vs S. Alabama	9	2-2	0-0	0-0	3	0	0

#1 DEVONTE BOYKINS

2016-17 Game-By-Game Stats (Junior)

Opponent	MPFG-A	3G-A	FT-A	REBAST	BLK	STL	PTS
11/11 at NC State	29	0-2	0-1	0-0	4	2	0
11/14 vs Coastal Ga.	23	3-4	1-2	0-0	1	2	0
11/20 at Mercer	21	1-1	1-1	2-2	3	1	0
11/22 at Akron	14	2-4	0-1	0-0	0	1	0
11/25 vs FAMU	14	1-4	1-3	0-0	1	1	0
11/26 vs Radford	23	3-5	2-2	0-0	3	2	0
12/1 at Sav. St.	17	0-2	0-2	1-2	3	1	0
12/4 vs FGCU	9	0-0	0-0	1-2	2	0	0
12/9 at UM	17	0-4	0-3	0-0	3	2	0

2015-16 Game-By-Game Stats (Sophomore)

Opponent	MPFG-A	3G-A	FT-A	REBAST	BLK	STL	PTS
11/13 vs WEBBER	19	2-4	0-2	0-1	6	4	2
11/16 at Ole Miss	26	3-10	2-6	5-7	2	4	2
11/20 at Auburn	28	1-10	1-5	3-4	0	1	0
11/25 vs Citadel	22	2-6	1-3	2-2	2	2	1
11/27 at Upstate	32	3-9	2-6	2-2	2	3	2
11/30 vs BJU	21	4-6	0-1	0-0	3	4	1
12/2 at Sav. St.	27	0-1	0-1	1-2	0	3	1
12/15 at Duke	26	5-9	1-4	0-0	1	3	2
12/19 vs WINTHROP	19	1-3	1-1	1-2	1	1	0
12/22 vs STETSON	22	3-4	1-2	4-6	2	3	2
12/30 at Texas St.	24	1-4	0-1	4-4	1	2	0
1/2 at UT Arlington	22	0-3	0-2	0-2	1	5	3
1/7 vs S. ALABAMA	17	0-3	0-2	2-2	5	1	2
1/9 vs TROY	19	2-6	0-3	0-0	1	0	0
1/14 vs UL LAFAYETTE	21	2-4	0-0	0-0	2	0	1
1/16 vs ULM	22	2-5	1-2	2-2	2	1	0
1/19 at Ga. State	18	0-2	0-0	0-0	2	2	0
1/25 at App State	31	3-5	0-1	9-10	3	1	2
1/28 at Little Rock	24	1-4	0-1	2-2	0	2	0
1/30 at Arkansas St.	13	1-2	1-2	0-0	2	0	0
2/4 vs UT ARLINGTON	20	0-2	0-1	0-0	0	2	1
2/6 vs TEXAS STATE	26	3-5	0-0	2-2	5	0	1
2/11 at Troy	31	3-8	1-3	0-0	7	3	2
2/13 at S. Alabama	26	0-5	0-2	1-4	2	3	0
2/18 vs ARKANSAS ST.	20	3-8	0-1	2-2	6	1	0
2/20 vs LITTLE ROCK	33	2-4	2-3	5-8	2	0	0
2/23 vs GA. STATE	18	1-3	0-2	3-4	1	0	0
2/25 vs APP STATE	23	3-8	1-2	0-0	2	1	0
3/3 at ULM	26	2-3	0-0	2-3	0	0	0
3/5 at UL Lafayette	26	2-7	0-1	2-3	0	2	1
3/10 vs S. Alabama	25	1-4	0-2	1-4	3	0	1

2014-15 Game-By-Game Stats (Freshman)

Opponent	MPFG-A	3G-A	FT-A	REBAST	BLK	STL	PTS
11/14 at ILL	4	0-0	0-0	0-0	1	0	0
11/18 vs TRINITY	20	4-6	2-3	0-0	2	2	0
11/22 vs J'SON U	20	1-5	1-4	0-0	1	6	0
11/24 vs FIU	5	0-1	0-1	0-0	2	0	0
11/29 vs SCSU	10	0-1	0-1	0-0	1	0	0
12/2 at UCF	6	0-0	0-0	0-0	0	1	0
12/15 at USF	8	0-0	0-0	0-0	1	0	0
12/22 vs TRUETT	15	3-5	1-3	0-0	1	3	0
12/30 at UTA	1	0-0	0-0	0-0	0	0	0
1/8 at ARK ST	3	0-0	0-0	0-0	0	0	0
1/10 at USA	5	0-1	0-1	0-0	2	0	0
1/15 vs ULL	1	0-0	0-0	0-0	0	1	0
1/17 at TROY	1	0-0	0-0	0-0	0	0	0
1/22 at TEX ST	3	0-1	0-0	0-0	1	0	0
1/29 vs APP	8	2-2	1-1	0-0	1	1	0
1/31 vs UALR	7	0-0	0-0	0-0	1	1	0
2/12 vs ARK ST	3	0-0	0-0	0-0	1	0	0
2/14 at UALR	3	0-0	0-0	0-0	0	0	0
2/19 vs TROY	4	0-0	0-0	0-0	2	0	0
2/21 vs USA	4	0-0	0-0	0-0	0	0	0
2/26 at APP	12	2-2	0-0	5-6	4	1	0
2/28 at ULL	3	0-0	0-0	0-0	0	0	0
3/5 vs UTA	6	0-1	0-1	0-0	1	0	0
3/7 at GAST	1	0-0	0-0	0-0	0	0	0
3/14 vs ULM	1	0-0	0-0	0-0	0	0	0

#2 MIKE HUGHES

2016-17 Game-By-Game Stats (Junior)

Opponent	MPFG-A	3G-A	FT-A	REBAST	BLK	STL	PTS
11/22 at Akron	31	2-9	0-5	3-3	5	1	3
11/25 vs FAMU	26	6-8	6-8	1-3	3	2	2
11/26 vs Radford	29	2-10	1-3	0-0	3	3	1
12/1 at Sav. St.	33	5-14	4-10	0-1	3	3	2
12/4 vs FGCU	34	2-12	0-6	7-7	4	2	0
12/9 at UM	27	0-6	0-4	1-2	2	1	3

2015-16 Game-By-Game Stats (Sophomore)

Opponent	MPFG-A	3G-A	FT-A	REBAST	BLK	STL	PTS
11/13 vs WEBBER	22	3-6	1-2	1-4	7	2	0
11/16 at Ole Miss	32	3-10	3-6	4-5	4	1	0
11/20 at Auburn	26	5-10	2-5	3-4	4	1	5
11/25 vs Citadel	32	2-8	2-3	7-8	7	1	3
11/27 at Upstate	25	2-6	1-4	3-4	5	1	0
11/30 vs BJU	18	1-3	1-3	8-10	5	1	0
12/2 at Sav. St.	32	3-10	1-6	0-0	1	1	0
12/15 at Duke	26	6-9	2-3	0-0	1	2	1
12/19 vs WINTHROP	17	0-4	0-3	3-4	3	1	2
12/22 vs STETSON	28	3-11	1-7	0-0	6	3	1
12/30 at Texas St.	25	1-5	0-2	5-5	3	1	3
1/2 at UT Arlington	35	10-17	4-8	0-1	3	5	0
1/7 vs S. ALABAMA	28	2-9	1-6	4-6	4	0	1
1/9 vs TROY	37	7-11	3-5	5-11	4	2	0
1/14 vs UL LAFAYETTE	35	4-14	0-4	6-8	4	0	0
1/16 vs ULM	37	4-6	3-4	4-5	6	2	2
1/19 at Ga. State	40	5-16	4-11	2-2	4	4	3
1/25 at App State	38	6-11	3-6	4-6	9	3	1
1/28 at Little Rock	35	6-14	2-9	2-3	7	2	1
1/30 at Arkansas St.	34	7-18	4-10	3-4	4	3	0
2/4 vs UT ARLINGTON	33	7-14	4-8	5-8	2	1	4
2/6 vs TEXAS STATE	30	7-10	2-5	2-2	3	1	2
2/11 at Troy	31	3-9	1-5	7-9	8	1	3
2/13 at S. Alabama	33	8-16	3-7	4-5	8	5	4
2/18 vs ARKANSAS ST.	24	6-14	3-8	3-5	7	2	2
2/23 vs GA. STATE	35	7-15	4-8	3-4	7	1	4
2/25 vs APP STATE	28	5-11	2-4	0-0	5	3	0
3/3 at ULM	33	8-15	5-8	3-4	0	3	0
3/5 at UL Lafayette	35	8-14	3-6	4-4	4	0	0
3/10 vs S. Alabama	23	2-10	2-8	4-5	4	0	3

2014-15 Game-By-Game Stats (Freshman)

Opponent	MPFG-A	3G-A	FT-A	REBAST	BLK	STL	PTS
11/14 at ILL	28	2-4	1-2	0-3	4	2	1
11/18 vs TRINITY	26	4-7	1-4	1-2	4	4	2
11/22 vs J'SON U	26	4-6	3-4	1-1	3	4	2
11/24 vs FIU	31	1-4	1-4	6-7	11	2	0
11/29 vs SCSU	34	3-7	1-3	4-4	7	3	1
12/2 at UCF	32	2-5	0-1	1-1	7	2	0
12/15 at USF	33	2-5	0-1	2-4	6	4	1
12/18 at STET	33	1-3	0-2	2-2	8	2	2
12/22 vs TRUETT	15	0-4	0-3	0-0	2	4	2
12/30 at UTA	26	3-5	2-4	1-2	4	1	0
1/3 vs TEX ST	19	1-4	0-2	0-0	0	1	3
1/8 at ARK ST	37	4-7	2-4	0-1	6	1	1
1/10 at USA	32	4-6	1-2	2-3	5	2	1
1/15 vs ULL	33	5-9	2-4	6-9	7	3	0
1/17 at TROY	26	2-10	0-5	0-0	2	1	0
1/22 at TEX ST	33	3-8	1-4	0-0	3	1	0
1/24 at ULM	29	1-4	0-2	1-2	2	4	2
1/29 vs APP	24	3-4	0-0	0-0	6	0	1
1/31 vs UALR	29	2-3	1-2	0-0	8	4	2
2/5 vs GAST	34	4-7	3-4	4-4	4	1	2
2/7 vs ULM	38	3-9	1-5	0-0	6	3	1
2/12 vs ARK ST	32	0-3	0-3	0-0	3	6	1
2/14 at UALR	43	3-7	2-5	4-6	2	1	2
2/19 vs TROY	33	5-9	4-7	0-2	7	1	3
2/21 vs USA	34	3-8	0-3	7-7	7	2	1
2/26 at APP	31	3-6	1-2	1-2	6		

CAREER GAME-BY-GAME STATS

#4 TOOKIE BROWN

2016-17 Game-By-Game Stats (Sophomore)

Opponent	MPFG-A	3G-A	FT-A	REBAST	BLK	STL	PTS				
11/11 at NC State	36	8-23	2-11	8-12	10	3	0	0	2	26	
11/14 vs Coastal Ga.	29	3-9	1-4	1-2	5	3	0	2	2	8	
11/20 at Mercer	35	5-11	5-9	0-0	1	3	3	1	2	15	
11/22 at Akron	28	6-11	1-2	2-3	4	2	2	0	3	15	
11/25 vs FAMU	36	2-14	0-9	1-2	4	7	2	0	4	5	
11/26 vs Radford	26	3-10	0-3	3-3	2	4	7	0	1	9	
12/1 at Sav. St.	28	7-18	4-9	2-2	4	7	2	2	0	1	20
12/4 vs FGCU	34	8-14	2-4	3-3	2	3	3	0	4	21	
12/9 at UM	35	2-10	0-5	0-1	3	9	4	1	1	4	

2015-16 Game-By-Game Stats (Freshman)

Opponent	MPFG-A	3G-A	FT-A	REBAST	BLK	STL	PTS			
11/13 vs WEBBER	20	4-10	2-5	2-4	1	7	3	0	4	12
11/16 at Ole Miss	22	2-11	0-4	4-4	2	4	1	0	2	8
11/20 at Auburn	23	2-7	0-3	7-8	2	4	4	0	3	11
11/25 vs Citadel	28	7-13	1-2	11-15	5	5	2	0	2	26
11/27 at Upstate	25	4-11	2-4	0-6	0	4	2	0	0	16
11/30 vs BJU	19	6-12	2-3	1-1	5	3	1	0	1	15
12/2 at Sav. St.	27	2-9	1-2	8-9	1	1	4	2	1	13
12/15 at Duke	34	8-18	4-6	0-2	2	4	0	0	2	20
12/19 vs WINTHROP	37	9-17	3-6	4-4	3	4	5	0	2	25
12/22 vs STETSON	35	10-18	3-6	4-6	4	5	2	0	2	27
12/30 at Texas St.	35	3-13	1-3	7-8	2	3	2	0	2	14
1/2 at UT Arlington	22	5-12	2-4	5-6	3	2	0	0	3	17
1/7 vs S. ALABAMA	35	5-18	1-6	6-10	3	2	0	0	1	17
1/9 vs TROY	37	7-15	2-8	3-5	5	4	1	0	4	19
1/14 vs UL LAFAYETTE	28	10-17	0-4	0-1	3	1	2	0	1	20
1/16 vs ULM	29	5-10	2-5	0-1	1	4	1	0	1	12
1/19 at Ga. State	34	4-11	0-3	2-2	1	4	3	0	1	10
1/25 at App State	36	11-22	1-3	11-12	7	3	4	0	3	34
1/28 at Little Rock	30	5-9	0-2	7-9	6	1	1	0	2	17
1/30 at Arkansas St.	38	7-16	3-7	0-0	4	4	5	0	1	17
2/4 vs UT ARLINGTON	35	10-20	3-8	3-4	2	7	1	1	2	26
2/6 vs TEXAS STATE	39	8-10	4-5	5-7	2	3	5	0	0	25
2/11 at Troy	27	4-8	1-4	11-11	8	2	1	0	0	20
2/13 at S. Alabama	36	5-20	2-6	4-4	0	2	1	0	3	16
2/18 vs ARKANSAS ST.	29	3-6	2-3	7-8	3	1	5	0	0	15
2/20 vs LITTLE ROCK	31	3-6	1-2	9-10	3	2	1	0	1	16
2/23 vs GA. STATE	35	2-8	0-6	4-4	5	4	2	1	2	8
2/25 vs APP STATE	29	6-11	2-2	4-4	1	7	2	2	2	18
3/3 at ULM	31	5-15	3-4	4-5	5	5	5	0	0	17
3/5 at UL Lafayette	33	10-17	2-4	3-5	4	3	1	0	0	25
3/10 vs S. Alabama	37	5-18	0-4	5-6	7	2	2	0	1	15

#5 B.J. GLADDEN

2016-17 Game-By-Game Stats (Junior)

Opponent	MPFG-A	3G-A	FT-A	REBAST	BLK	STL	PTS			
11/11 at NC State	17	1-6	0-2	2-6	4	0	1	0	0	4
11/14 vs Coastal Ga.	19	5-7	1-3	4-9	5	1	2	0	2	15
11/20 at Mercer	28	5-8	1-3	5-7	7	2	1	4	1	16
11/22 at Akron	22	2-7	0-2	0-2	5	1	5	0	1	4
11/25 vs FAMU	29	2-7	0-4	4-12	7	2	1	0	2	8
11/26 vs Radford	14	0-2	0-0	0-0	0	1	0	0	0	0
12/1 at Sav. St.	18	0-3	0-0	3-4	5	2	3	1	0	3
12/4 vs FGCU	22	4-7	1-3	3-7	0	0	0	0	0	12
12/9 at UM	12	1-5	1-2	2-2	2	0	1	0	0	5

#10 JAKE ALLSMILLER

2016-17 Game-By-Game Stats (Junior)

Opponent	MPFG-A	3G-A	FT-A	REBAST	BLK	STL	PTS				
11/11 at NC State	29	4-5	3-4	0-0	0	0	1	0	0	11	
11/14 vs Coastal Ga.	24	1-5	1-5	2-3	3	3	3	0	0	1	5
11/20 at Mercer	32	2-10	2-10	0-0	1	2	3	0	0	6	
11/22 at Akron	15	2-3	2-3	0-0	0	1	0	0	1	6	
11/25 vs FAMU	26	6-13	6-13	0-0	0	1	1	0	0	18	
11/26 vs Radford	18	3-3	3-3	0-0	2	0	0	0	0	9	
12/1 at Sav. St.	16	2-3	2-6	0-0	0	1	0	0	0	6	
12/4 vs FGCU	19	2-6	2-6	0-0	0	0	0	0	2	6	
12/9 at UM	29	4-11	3-9	0-0	3	0	1	0	1	11	

2015-16 Game-By-Game Stats (Sophomore)

Opponent	MPFG-A	3G-A	FT-A	REBAST	BLK	STL	PTS			
11/13 vs WEBBER	22	3-11	3-11	2-2	2	0	0	0	0	11
11/16 at Ole Miss	29	2-8	2-8	2-3	2	0	1	0	1	8
11/20 at Auburn	29	2-9	1-6	0-0	4	3	2	0	1	5
11/25 vs Citadel	30	2-10	2-10	0-0	2	1	2	0	1	6
11/27 at Upstate	31	6-8	6-8	0-0	3	3	3	0	0	18
11/30 vs BJU	22	3-7	3-6	0-0	3	2	1	0	4	9
12/2 at Sav. St.	16	0-4	0-4	2-2	0	1	3	0	1	2
12/15 at Duke	17	0-3	0-2	0-0	4	0	0	0	0	0
12/19 vs WINTHROP	19	1-6	1-5	0-0	0	1	1	0	0	3
12/22 vs STETSON	8	0-3	0-3	0-0	0	0	0	0	0	0
12/30 at Texas St.	21	2-5	2-5	0-0	1	1	0	0	0	6
1/2 at UT Arlington	24	3-9	3-7	0-0	0	1	0	0	0	9
1/7 vs S. ALABAMA	31	1-9	0-7	0-0	0	1	1	0	0	2
1/9 vs TROY	39	6-10	4-8	0-0	3	3	1	0	1	16
1/14 vs UL LAFAYETTE	30	2-6	1-3	2-2	0	0	0	0	0	7
1/16 vs ULM	30	2-7	1-5	2-2	5	1	1	0	0	7
1/19 at Ga. State	37	3-7	2-4	3-3	1	0	2	1	1	11
1/25 at App State	28	3-6	3-5	2-2	2	1	1	0	2	11
1/28 at Little Rock	28	1-6	1-6	0-0	1	2	1	1	0	3

1/30 at Arkansas St.	34	2-6	2-6	0-0	1	2	0	0	1	6
2/4 vs UT ARLINGTON	34	1-6	1-6	0-0	1	3	1	0	2	3
2/6 vs TEXAS STATE	29	1-4	1-4	3-3	2	4	1	0	1	6
2/11 at Troy	21	3-6	3-6	0-0	1	0	1	0	0	9
2/13 at S. Alabama	32	9-16	8-15	3-3	3	3	0	0	0	29
2/18 vs ARKANSAS ST.	29	5-10	5-10	2-2	2	1	1	0	0	17
2/20 vs LITTLE ROCK	23	0-4	0-4	0-0	1	1	1	0	0	0
2/23 vs GA. STATE	31	1-9	1-9	1-2	5	3	1	3	2	4
2/25 vs APP STATE	17	3-6	3-6	0-0	0	1	0	1	1	9
3/3 at ULM	30	4-8	4-7	0-0	2	2	0	2	0	12
3/5 at UL Lafayette	27	1-7	1-7	4-4	2	1	0	0	0	7
3/10 vs S. Alabama	35	2-5	1-4	0-0	1	1	0	0	0	5

2014-15 Game-By-Game Stats (Freshman)

Opponent	MPFG-A	3G-A	FT-A	REBAST	BLK	STL	PTS			
11/14 at ILL	21	1-3	1-3	2-2	2	1	0	0	0	5
11/18 vs TRINITY	26	2-5	2-5	0-0	6	3	3	0	3	6
11/22 vs J'SON U	21	1-8	1-8	0-0	4	0	0	1	1	3
11/24 vs FIU	17	0-0	0-0	0-0	1	0	1	0	0	0
11/29 vs SCSU	21	2-4	2-4	0-0	2	1	0	0	0	6
12/2 at UCF	19	1-3	1-3	0-0	1	1	0	0	0	3
12/15 at USF	16	0-3	0-3	0-1	2	0	0	0	0	0
12/18 at STET	15	0-2	0-2	0-0	0	0	0	0	0	0
12/22 vs TRUETT	21	3-7	3-7	0-0	1	1	0	0	1	9
12/30 at UTA	10	0-2	0-2	0-0	1	1	0	0	0	0
1/3 vs TEX ST	11	0-2	0-2	0-0	0	0	0	0	0	1
1/8 at ARK ST	14	1-2	1-1	0-0	0	0	1	0	0	3
1/10 at USA	17	0-1	0-1	0-0	0	3	0	0	0	0
1/15 vs ULL	19	1-3	1-3	0-0	4	1	0	0	0	3
1/17 at TROY	21	2-4	1-3	0-0	3	1	0	0	1	5
1/22 at TEX ST	27	1-4	1-4	0-0	2	2	1	0	1	3
1/24 at ULM	24	3-5	3-5	0-0	1	1	2	0	0	9
1/29 vs APP	28	2-3	2-3	0-0	2	0	0	0	2	6
1/31 vs UALR	24	3-8	2-6	0-0	0	0	0	0	0	8
2/5 vs GAST	24	1-4	1-4	0-0	4	0	1	1	0	3
2/7 vs ULM	29	3-6	3-6	0-0	3	0	1	0	0	9
2/12 vs ARK ST	17	2-4	2-4	0-0	0	0	0	0	0	6
2/14 at UALR	29	2-3	1-2	0-0	4	1	1	0	0	5
2/19 vs TROY	21	1-5	0-3	0-0	1	0	0	0	1	2
2/21 vs USA	24	3-5	3-5	0-0	1	0	1	0	1	9
2/26 at APP	20	1-4	1-3	0-0	2	2	0	0	0	3
2/28 at ULL	28	3-5	3-5	0-0	0	2	4	0	0	9
3/5 vs UTA	28	3-7	3-6	1-2	3	0	0	1	0	10
3/7 at GAST	25	0-3	0-3	2-2	0	3	1	0	0	2
3/14 vs ULM	23	1-2	1-2	0-1	2	1	1	0	0	3
3/15 vs GAST	16	1-3	1-3	0-0	3	0	2	0	0	3

#11 SHAWN O'CONNELL

2016-17 Game-By-Game Stats (Sophomore)

Opponent	MPFG-A	3G-A	FT-A	REBAST	BLK	STL	PTS			
11/11 at NC State	29	3-9	0-2	3-4	7	0	1	0	0	9
11/14 vs Coastal Ga.	23	4-8	1-2	0-0	6	0	0	1	0	9
11/20 at Mercer	11	1-3	0-1	0-0	3	0	0	1	0	2
11/22 at Akron	21	3-4	0-1	1-2	3	0	0	0	1	7
11/25 vs FAMU	7	0-1	0-0	0-0	0	0	2	0	1	0
11/26 vs Radford	30	6-8	2-2	1-2	9	0	0	3	0	15
12/1 at Sav. St.	23									

2016-17 GEORGIA SOUTHERN MEN'S BASKETBALL



Georgia Southern Men's Basketball Georgia Southern Combined Team Statistics (as of Dec 11, 2016) All games



RECORD:	OVERALL	HOME	AWAY	NEUTRAL
ALL GAMES	4-5	1-1	1-4	2-0
CONFERENCE	0-0	0-0	0-0	0-0
NON-CONFERENCE	4-5	1-1	1-4	2-0

#	Player	gp-gs	min	avg	Total		3-Point		F-Throw		Rebounds				pf	dq	a	to	blk	stl	pts	avg								
					fg-fga	fg%	3fg-fga	3fg%	ft-fga	ft%	off	def	tot	avg																
03	Smith, Ike	9-9	252	28.0	68-129	.527	10-29	.345	37-47	.787	12	21	33	3.7	21	0	13	17	5	7	183	20.3								
04	Brown, Tookie	9-9	287	31.9	44-120	.367	15-56	.268	20-28	.714	3	32	35	3.9	19	0	41	23	4	20	123	13.7								
02	Hughes, Mike	6-6	180	30.0	17-59	.288	11-36	.306	12-16	.750	5	17	22	3.7	13	0	12	11	1	5	57	9.5								
10	Allsmiller, Jake	9-2	208	23.1	26-62	.419	24-59	.407	2-3	.667	1	8	9	1.0	14	0	8	6	0	5	78	8.7								
05	Gladden, B.J.	9-0	181	20.1	20-52	.385	4-19	.211	23-49	.469	9	26	35	3.9	19	0	9	14	5	6	67	7.4								
11	O'Connell, Shawn	9-9	175	19.4	23-45	.511	3-8	.375	7-10	.700	15	25	40	4.4	24	1	0	5	8	6	56	6.2								
00	Glenn, Montae	9-9	185	20.6	20-38	.526	0-0	.000	8-17	.471	27	16	43	4.8	27	2	1	6	5	6	48	5.3								
24	Wimberly, Brandon	1-0	4	4.0	2-2	1.000	0-0	.000	0-1	.000	1	0	1	1.0	0	0	0	0	0	0	4	4.0								
01	Boykins, Devonte	9-1	167	18.6	10-26	.385	5-15	.333	4-6	.667	2	18	20	2.2	20	0	12	8	0	5	29	3.2								
33	Bullock, Dominique	1-0	4	4.0	1-3	.333	1-3	.333	0-0	.000	0	1	1	1.0	0	0	1	1	0	1	3	3.0								
14	Simmons, Coye	9-0	138	15.3	9-19	.474	0-0	.000	6-10	.600	22	26	48	5.3	22	1	2	9	2	5	24	2.7								
12	McRae, Aubrey	4-0	15	3.8	2-7	.286	2-6	.333	0-1	.000	0	0	0	0.0	1	0	1	0	0	1	6	1.5								
21	Holder, James	1-0	4	4.0	0-1	.000	0-0	.000	0-0	.000	1	0	1	1.0	0	0	3	0	0	1	0	0.0								
Team											16	24	40																	
Total.....		9	1800		242-563	.430	75-231	.325	119-188	.633	114	214	328	36.4	180	4	103	101	30	68	678	75.3								
Opponents.....		9	1800		228-522	.437	77-236	.326	128-190	.674	114	242	356	39.6	153	0	141	128	41	46	661	73.4								

TEAM STATISTICS	GS	OPP	Date	Opponent	Score	Att.
SCORING	678	661	11/11/16	at NC State	L 79-81	16226
Points per game	75.3	73.4	11/14/16	COASTAL GEORGIA	w 92-43	1628
Scoring margin	+1.9	-	+ 11/20/16	at Mercer	L 67-80	3508
FIELD GOALS-ATT	242-563	228-522	+ 11/22/16	at Akron	L 67-75	2457
Field goal pct	.430	.437	+ 11/25/16	vs Florida A&M	w 83-72	2263
3 POINT FG-ATT	75-231	77-236	+ 11/26/16	vs Radford	w 65-64	2391
3-point FG pct	.325	.326	12/01/16	at Savannah State	w 94-75	3708
3-pt FG made per game	8.3	8.6	12/04/16	FLORIDA GULF COAST	L 82-85	1519
FREE THROWS-ATT	119-188	128-190	12/09/16	at Minnesota	L 49-86	8790
Free throw pct	.633	.674				
F-Throws made per game	13.2	14.2				
REBOUNDS	328	356				
Rebounds per game	36.4	39.6				
Rebounding margin	-3.1	-				
ASSISTS	103	141				
Assists per game	11.4	15.7				
TURNOVERS	101	128				
Turnovers per game	11.2	14.2				
Turnover margin	+3.0	-				
Assist/turnover ratio	1.0	1.1				
STEALS	68	46				
Steals per game	7.6	5.1				
BLOCKS	30	41				
Blocks per game	3.3	4.6				
ATTENDANCE	3147	39343				
Home games-Avg/Game	2-1574	5-6938				
Neutral site-Avg/Game	-	2-2327				

* = Sun Belt game
+ = Savannah Invitational (home sites/Savannah Civic Center)

Score by Periods	1st	2nd	Totals
Georgia Southern	312	366	678
Opponents	321	340	661

2016-17 GEORGIA SOUTHERN MEN'S BASKETBALL



Georgia Southern Men's Basketball
Georgia Southern Season/Career Statistics (as of Dec 09, 2016)
All games



SEASON STATISTICS

CAREER STATISTICS

SUMMARY	gp-gs	min/g	fg%	3fg%	ft%	r/g	a/g	stl	blk	pts/g	gp-gs	min/g	fg%	3fg%	ft%	r/g	a/g	stl	blk	pts/g
Smith, Ike	9-9	28.0	.527	.345	.787	3.7	1.4	7	5	20.3	39-37	26.1	.421	.333	.725	4.5	1.2	33	16	13.7
Brown, Tookie	9-9	31.9	.367	.268	.714	3.9	4.6	20	4	13.7	40-36	31.1	.419	.342	.799	3.4	3.6	71	8	16.9
Hughes, Mike	6-6	30.0	.288	.306	.750	3.7	2.0	5	1	9.5	67-66	30.3	.418	.353	.714	4.7	1.9	108	18	11.1
Allsmiller, Jake	9-2	23.1	.419	.407	.667	1.0	0.9	5	0	8.7	71-44	23.9	.357	.351	.854	1.7	1.0	38	10	6.4
Gladden, B.J.	9-0	20.1	.385	.211	.469	3.9	1.0	6	5	7.4	9-0	20.1	.385	.211	.469	3.9	1.0	6	5	7.4
O'Connell, Shawn	9-9	19.4	.511	.375	.700	4.4	0.0	6	8	6.2	40-13	15.4	.530	.333	.656	3.6	0.3	17	22	3.7
Glenn, Montae	9-9	20.6	.526	.000	.471	4.8	0.1	6	5	5.3	34-17	15.1	.569	.000	.644	4.0	0.2	13	13	4.7
Wimberly, Brandon	1-0	4.0	1.000	.000	.000	1.0	0.0	0	0	4.0	6-0	2.2	.400	.000	.000	0.3	0.2	0	0	0.7
Boykins, Devonte	9-1	18.6	.385	.333	.667	2.2	1.3	5	0	3.2	65-11	16.1	.375	.284	.713	1.7	1.3	29	3	3.8
Bullock, Dominique	1-0	4.0	.333	.333	.000	1.0	1.0	1	0	3.0	1-0	4.0	.333	.333	.000	1.0	1.0	1	0	3.0
Simmons, Coye	9-0	15.3	.474	.000	.600	5.3	0.2	5	2	2.7	59-20	12.0	.462	.000	.514	4.4	0.1	10	11	2.8
McRae, Aubrey	4-0	3.8	.286	.333	.000	0.0	0.3	1	0	1.5	16-0	3.3	.357	.176	.000	0.3	0.2	8	0	1.4
Holder, James	1-0	4.0	.000	.000	.000	1.0	3.0	1	0	0.0	6-0	2.3	.250	.200	.000	0.2	0.5	1	0	0.8

SCORING	fg-fga	fg%	3fg-fga	3fg%	ft-fta	ft%	pts	pts/g	fg-fga	fg%	3fg-fga	3fg%	ft-fta	ft%	pts	pts/g
Smith, Ike	68-129	.527	10-29	.345	37-47	.787	183	20.3	183-435	.421	56-168	.333	111-153	.725	533	13.7
Brown, Tookie	44-120	.367	15-56	.268	20-28	.714	123	13.7	221-528	.419	65-190	.342	167-209	.799	674	16.9
Hughes, Mike	17-59	.288	11-36	.306	12-16	.750	57	9.5	238-570	.418	108-306	.353	157-220	.714	741	11.1
Allsmiller, Jake	26-62	.419	24-59	.407	2-3	.667	78	8.7	144-403	.357	129-367	.351	35-41	.854	452	6.4
Gladden, B.J.	20-52	.385	4-19	.211	23-49	.469	67	7.4	20-52	.385	4-19	.211	23-49	.469	67	7.4
O'Connell, Shawn	23-45	.511	3-8	.375	7-10	.700	56	6.2	53-100	.530	3-9	.333	40-61	.656	149	3.7
Glenn, Montae	20-38	.526	0-0	.000	8-17	.471	48	5.3	66-116	.569	0-1	.000	29-45	.644	161	4.7
Wimberly, Brandon	2-2	1.000	0-0	.000	0-1	.000	4	4.0	2-5	.400	0-2	.000	0-1	.000	4	0.7
Boykins, Devonte	10-26	.385	5-15	.333	4-6	.667	29	3.2	78-208	.375	27-95	.284	62-87	.713	245	3.8
Bullock, Dominique	1-3	.333	1-3	.333	0-0	.000	3	3.0	1-3	.333	1-3	.333	0-0	.000	3	3.0
Simmons, Coye	9-19	.474	0-0	.000	6-10	.600	24	2.7	66-143	.462	0-0	.000	36-70	.514	168	2.8
McRae, Aubrey	2-7	.286	2-6	.333	0-1	.000	6	1.5	10-28	.357	3-17	.176	0-3	.000	23	1.4
Holder, James	0-1	.000	0-0	.000	0-0	.000	0	0.0	2-8	.250	1-5	.200	0-0	.000	5	0.8

TOTALS	o-reb	d-reb	t-reb	pf	fo	ast	to	a/to	o-reb	d-reb	t-reb	pf	fo	ast	to	a/to
Smith, Ike	12	21	33	21	0	13	17	0.8	49	128	177	82	1	47	70	0.7
Brown, Tookie	3	32	35	19	0	41	23	1.8	21	114	135	100	0	145	92	1.6
Hughes, Mike	5	17	22	13	0	12	11	1.1	80	235	315	150	4	130	116	1.1
Allsmiller, Jake	1	8	9	14	0	8	6	1.3	16	102	118	148	1	73	52	1.4
Gladden, B.J.	9	26	35	19	0	9	14	0.6	9	26	35	19	0	9	14	0.6
O'Connell, Shawn	15	25	40	24	1	0	5	0.0	61	81	142	121	8	12	18	0.7
Glenn, Montae	27	16	43	27	2	1	6	0.2	67	69	136	87	4	6	21	0.3
Wimberly, Brandon	1	0	1	0	0	0	0	0.0	1	1	2	2	0	1	0	0.0
Boykins, Devonte	2	18	20	20	0	12	8	1.5	18	91	109	91	2	83	48	1.7
Bullock, Dominique	0	1	1	0	0	1	1	1.0	0	1	1	0	0	1	1	1.0
Simmons, Coye	22	26	48	22	1	2	9	0.2	103	156	259	104	3	5	33	0.2
McRae, Aubrey	0	0	0	1	0	1	0	0.0	3	2	5	12	0	3	1	3.0
Holder, James	1	0	1	0	0	3	0	0.0	1	0	1	0	0	3	0	0.0

2016-17 GEORGIA SOUTHERN MEN'S BASKETBALL

Game #1 - NC State 81, Georgia Southern 79 Nov. 11, 2016, Raleigh, N.C. - PNC Arena

VISITORS: Georgia Southern 0-1

Player	fg	fga	3fg	3fga	fta	ft	reb	pf	tp	a	to	blk	s	min
Glenn, Montae-f	2	6	0	0	1	2	6	5	5	0	2	0	2	17
Boykins, Devonte-f	0	2	0	0	1	0	4	4	0	2	4	0	2	29
Smith, Ike-g	8	17	0	2	4	6	4	4	20	0	0	0	0	24
Brown, Tookie-g	8	23	2	11	8	12	10	1	26	3	0	0	2	36
O'Connell, Shawn-g	3	9	0	2	3	4	7	4	9	0	1	0	0	29
Gladden, B.J.	1	6	0	2	2	6	4	2	4	0	1	0	0	17
Allsmiller, Jake	4	5	3	4	0	0	4	11	0	1	0	0	0	29
Simmons, Coye	1	5	0	0	2	2	6	3	4	0	0	1	0	19
TEAM	5													
Totals.....	27	73	5	22	30	32	46	27	79	5	7	3	4	200

TOTAL FG%	1st Half: 12-35 34.3%	2nd Half: 15-38 39.5%	Game: 37.0%
3-Pt. FG%	1st Half: 2-13 15.4%	2nd Half: 3-9 33.3%	Game: 22.7%
F Throw %	1st Half: 10-13 76.9%	2nd Half: 10-19 52.6%	Game: 62.5%

HOME TEAM: NC State 1-0

Player	fg	fga	3fg	3fga	fta	ft	reb	pf	tp	a	to	blk	s	min
ABU,ABDUL-MALIK-f	6	10	0	0	3	6	11	4	15	2	2	6	0	31
DORN, TORIN-f	6	10	0	2	0	2	11	4	12	3	2	0	1	31
HENDERSON, TERRY-g	6	15	3	11	8	9	7	3	23	2	0	1	0	35
SMITH, JR, DENNIS-g	3	13	0	5	6	6	2	11	5	1	0	1	0	36
ROWAN, MAVERICK-g	5	11	1	5	6	7	3	17	1	1	0	0	0	38
HICKS, DARIUS	0	0	0	0	1	2	1	0	0	0	0	0	0	7
JOHNSON, MARKELL	0	2	0	1	0	1	1	0	0	1	0	0	0	12
ANYA, BEEJAY	1	2	0	0	1	2	1	4	3	1	2	1	0	10
TEAM	1													
Totals.....	27	63	4	24	23	33	44	22	81	14	9	8	2	200

TOTAL FG%	1st Half: 14-34 41.2%	2nd Half: 13-29 44.8%	Game: 42.9%
3-Pt. FG%	1st Half: 4-15 26.7%	2nd Half: 0-9 0.0%	Game: 16.7%
F Throw %	1st Half: 5-9 55.6%	2nd Half: 18-24 75.0%	Game: 69.7%

Officials: Tim Comer, Mike Eades, Andrew Marotta

Technical fouls: Georgia Southern-None. NC State-None.

Attendance: 16,226

Score by Periods

	1st	2nd	Total
Georgia Southern	36	43	79
NC State	37	44	81

Points in the paint-GS 32,ST 44. Points off turnovers-GS 12,ST 6. 2nd chance points-GS 21,ST 18. Fast break points-GS 12,ST 13. Bench points-GS 19,ST 3. Score tied-6 times. Lead changed-10 times. Last FG-GS 2nd-00:01, ST 2nd-00:35. Largest lead-GS by 6 2nd-06:26, ST by 13 1st-10:08. GS led for 07:51. ST led for 28:54. Game was tied for 03:15.

Game #2 - Georgia Southern 92, Coastal Georgia 43 Nov. 14, 2016, Statesboro, Ga. - Hanner Fieldhouse

VISITORS: Coastal Georgia 1-3

Player	fg	fga	3fg	3fga	fta	ft	reb	pf	tp	a	to	blk	s	min
Washington, Haylen-f	3	8	2	6	5	10	6	4	13	0	2	0	0	23
Martin, Brandon-f	5	7	5	7	0	0	7	0	15	0	0	1	0	31
Gabriel, Mabof-f	1	5	0	1	0	0	2	4	2	0	3	0	0	17
Gibson, Isaiah-g	2	7	2	4	2	2	1	0	8	2	5	0	0	31
Lewis, Jordan-g	0	10	0	3	0	0	5	0	0	2	7	0	1	25
Canada, Jonathan	0	4	0	2	0	0	2	2	0	3	4	0	1	19
Joyner, Jeremy	0	1	0	0	1	3	2	4	1	0	0	0	0	8
Hopkins, Delandis	0	2	0	1	0	0	0	1	0	0	0	0	0	4
Momodou, Senghore	0	1	0	0	0	0	0	0	0	0	0	0	0	6
May, Tyler	0	2	0	2	0	0	1	0	0	0	3	0	0	5
Smallwood, Jaylen	1	4	0	1	2	2	2	3	4	0	0	0	0	15
Applegate, Peyton	0	0	0	0	0	0	1	0	0	0	0	0	0	5
Sarazine, London	0	1	0	0	0	0	1	0	0	0	0	0	0	11
TEAM	7													
Totals.....	12	52	9	27	10	17	36	18	43	7	2	4	2	200

TOTAL FG%	1st Half: 6-27 22.2%	2nd Half: 6-25 24.0%	Game: 23.1%
3-Pt. FG%	1st Half: 3-13 23.1%	2nd Half: 6-14 42.9%	Game: 33.3%
F Throw %	1st Half: 3-4 75.0%	2nd Half: 7-13 53.8%	Game: 58.8%

HOME TEAM: Georgia Southern 1-1

Player	fg	fga	3fg	3fga	fta	ft	reb	pf	tp	a	to	blk	s	min
Glenn, Montae-f	4	6	0	1	3	6	1	9	0	0	0	0	0	21
O'Connell, Shawn-f	4	8	1	2	0	0	6	3	9	0	0	1	0	23
Smith, Ike-g	9	12	1	4	5	6	2	23	2	3	0	2	0	26
Brown, Tookie-g	3	9	1	4	1	2	5	2	8	3	0	2	2	29
Allsmiller, Jake-g	1	5	1	2	3	3	1	5	3	0	0	1	0	24
Boykins, Devonte	3	4	1	2	0	0	1	1	7	2	1	0	2	23
Gladden, B.J.	5	7	1	3	4	9	5	15	1	2	0	2	19	
McRae, Aubrey	2	6	2	5	0	0	0	6	1	0	0	1	11	
Simmons, Coye	1	1	0	0	1	3	3	5	3	0	1	0	0	12
Holder, James	0	1	0	0	0	0	1	0	0	3	0	0	1	4
Wimberly, Brandon	2	2	0	0	0	1	1	0	4	0	0	0	0	4
Bullock, Dominique	1	3	1	3	0	0	1	0	3	1	0	1	0	4
TEAM	5													
Totals.....	35	64	9	25	13	26	43	16	92	16	8	3	12	200

TOTAL FG%	1st Half: 15-26 57.7%	2nd Half: 20-38 52.6%	Game: 54.7%
3-Pt. FG%	1st Half: 2-7 28.6%	2nd Half: 7-18 38.9%	Game: 36.0%
F Throw %	1st Half: 6-12 50.0%	2nd Half: 7-14 50.0%	Game: 50.0%

Officials: Glenn Tuitt, Chris Ford, Pete Kafka

Technical fouls: Coastal Georgia-None. Georgia Southern-None.

Attendance: 1628

Score by Periods

	1st	2nd	Total
Coastal Georgia	18	25	43
Georgia Southern	38	54	92

Points in the paint-CCGA 4,GS 48. Points off turnovers-CCGA 7,GS 36. 2nd chance points-CCGA 15,GS 19. Fast break points-CCGA 0,GS 15. Bench points-CCGA 5,GS 38. Score tied-2 times. Lead changed-3 times. Last FG-CCGA 2nd-06:17, GS 2nd-00:30. Largest lead-CCGA by 2 1st-19:08, GS by 49 2nd-00:30. CCGA led for 02:18. GS led for 35:29. Game was tied for 02:13.

Game #3 - Mercer 80, Georgia Southern 67 Nov. 20, 2016, Macon, Ga. - Hawkins Arena

VISITORS: Georgia Southern 1-2

Player	fg	fga	3fg	3fga	fta	ft	reb	pf	tp	a	to	blk	s	min
Glenn, Montae-f	1	5	0	0	2	2	5	1	4	1	1	1	0	25
O'Connell, Shawn-f	1	3	0	1	0	0	3	5	2	0	0	0	0	11
Smith, Ike-g	6	17	1	7	6	6	3	4	19	2	0	0	1	32
Brown, Tookie-g	5	11	5	9	0	0	1	2	15	3	3	1	2	35
Allsmiller, Jake-g	2	10	2	10	0	0	1	3	6	2	3	0	0	32
Boykins, Devonte	1	1	1	2	2	3	2	5	1	1	0	0	0	21
Gladden, B.J.	5	8	1	3	5	7	3	16	2	1	4	1	4	28
McRae, Aubrey	0	0	0	0	0	0	1	0	0	0	0	0	0	1
Simmons, Coye	0	2	0	0	0	0	6	2	0	1	0	0	0	14
TEAM	1													
Totals.....	21	57	10	31	15	18	30	67	12	10	6	4	200	

TOTAL FG%	1st Half: 11-30 36.7%	2nd Half: 10-27 37.0%	Game: 36.8%
3-Pt. FG%	1st Half: 7-20 35.0%	2nd Half: 3-11 27.3%	Game: 23.3%
F Throw %	1st Half: 10-10 100%	2nd Half: 5-8 62.5%	Game: 83.3%

HOME TEAM: Mercer 2-1

Player	fg	fga	3fg	3fga	fta	ft	reb	pf	tp	a	to	blk	s	min
Desmond Ringer-f	4	8	0	0	6	9	7	14	1	1	0	0	0	27
Stephon Jelks-f	4	5	1	2	6	9	1	15	5	2	0	0	0	29
Jordan Strawberry-g	3	8	1	4	6	6	2	13	2	1	0	1	0	24
Rian Holland-g	7	13	2	7	3	2	2	18	3	1	1	3	0	36
Demetre Rivers-g	3	4	1	2	6	7	3	2	13	1	2	0	0	22
Ryan Johnson	0	3	0	1	0	0	3	4	0	0	1	0	0	16
Darius Roy	0	2	0	0	0	0	5	0	0	1	0	0	1	9
Ross Cummings	0	3	0	3	0	0	0	0	0	0	1	0	0	16
Rashad Lewis	0	2	0	2	0	0	1	0	0	2	0	0	0	8
JJ N'Ganga	0	0	0	0	0	0	0	0	0	0	0	0	0	2
Andrew Fishler	3	5	0	0	1	1	4	2	7	1	0	1	0	11
TEAM	3													
Totals.....	24	53	5	21	27	32	40	14	80	16	9	2	5	200

</

2016-17 GEORGIA SOUTHERN MEN'S BASKETBALL

Game #7 - Georgia Southern 94, Savannah State 75 Dec. 1, 2016, Savannah, Ga. - Tiger Arena

VISITORS: Georgia Southern 4-3

Player	fg	fga	3fg	3fga	ft	fta	reb	pf	tp	a	to	blk	s	min
Glenn, Montae-f	4	4	0	0	0	0	5	3	8	0	1	1	1	22
O'Connell, Shawn-f	4	7	0	0	0	0	7	3	8	0	0	1	1	23
Hughes, Mike-g	5	14	4	10	0	1	5	2	14	3	2	0	2	33
Smith, Ike-g	11	18	3	6	4	7	5	3	29	3	4	0	0	29
Brown, Tookie-g	7	18	4	9	2	4	3	20	7	2	0	1	28	
Boykins, Devonte	0	2	0	2	1	2	3	1	1	0	0	0	1	17
Gladden, B.J.	0	3	0	3	4	5	1	3	2	3	1	0	18	
Allsmiller, Jake	2	6	2	6	0	0	6	1	0	0	0	0	16	
McRae, Aubrey	0	1	0	1	0	0	0	0	0	0	0	0	1	
Simmons, Coye	2	3	0	0	1	2	8	1	5	0	0	0	13	
TEAM							5				1			
Totals.....	35	76	13	34	11	18	47	19	94	17	13	3	6	200

TOTAL FG%	1st Half: 18-39 46.2%	2nd Half: 17-37 45.9%	Game: 46.1%
3-Pt. FG%	1st Half: 5-16 31.3%	2nd Half: 8-18 44.4%	Game: 38.2%
F Throw %	1st Half: 2-5 40.0%	2nd Half: 9-13 69.2%	Game: 61.1%

HOME TEAM: Savannah State 2-7

Player	fg	fga	3fg	3fga	ft	fta	reb	pf	tp	a	to	blk	s	min
CABEZA,Jahir-f	2	4	2	3	1	3	2	0	7	7	1	1	0	23
GLENN,Maricus-f	0	0	0	0	0	0	1	0	0	0	0	0	1	4
DASENT,Austin-g	7	14	4	8	0	1	8	4	18	3	0	2	30	
MANASSA,Troyce-g	3	8	1	4	4	4	3	4	11	2	3	0	1	30
FLOYD,Joshua-g	4	8	2	5	3	3	0	1	13	1	2	0	1	20
KELLY,Robert	3	5	0	0	2	6	3	1	8	2	0	0	0	27
SELLER,Zach	1	2	0	1	0	0	0	3	2	1	2	0	1	12
WELLS,Casey	0	2	0	2	0	0	1	0	0	0	1	0	0	5
GAINES,Jordan	1	1	1	1	0	0	2	0	3	0	1	0	1	6
FELDER,Isaiah	0	0	0	0	0	0	0	0	0	0	1	0	0	1
McCLANAHAN,Dexter	2	7	2	5	1	2	5	2	7	4	4	1	1	25
WILLIAMS,Kamil	2	6	2	5	0	0	4	1	6	0	0	0	1	17
TEAM							4							
Totals.....	25	57	14	34	11	19	33	16	75	20	18	2	9	200

TOTAL FG%	1st Half: 15-26 57.7%	2nd Half: 10-31 32.3%	Game: 43.9%
3-Pt. FG%	1st Half: 11-17 64.7%	2nd Half: 3-17 17.6%	Game: 41.2%
F Throw %	1st Half: 3-6 50.0%	2nd Half: 8-13 61.5%	Game: 57.9%

Officials: Brent Hampton, Jose Carrion, Frankie Bordeaux
Technical fouls: Georgia Southern-None. Savannah State-None.
Attendance: 3708

Score by Periods	1st	2nd	Total
Georgia Southern	43	51	94
Savannah State	44	31	75

Points in the paint-GS 40,SSUM 20. Points off turnovers-GS 15,SSUM 24. 2nd chance points-GS 13,SSUM 6. Fast break points-GS 4,SSUM 10. Bench points-GS 15,SSUM 26. Score tied-10 times. Lead changed-8 times. Last FG-GS 2nd-00:47, SSUM 2nd-01:39. Largest lead-GS by 19 2nd-00:37, SSUM by 7 1st-09:12. GS led for 14:51. SSUM led for 20:05. Game was tied for 05:04.

Game #8 - Florida Gulf Coast 85, Georgia Southern 82 Dec. 4, 2016, Statesboro, Ga. - Hanner Fieldhouse

VISITORS: Florida Gulf Coast 5-3

Player	fg	fga	3fg	3fga	ft	fta	reb	pf	tp	a	to	blk	s	min
MORANT, Demetris-f	3	3	0	0	0	0	9	2	6	1	2	4	0	26
SIMMONS, Antravious-f	4	6	0	0	5	8	12	1	13	0	1	1	0	24
GOODWIN, Brandon-g	5	12	0	5	2	4	3	1	12	10	2	0	2	33
JOHNSON, Zach-g	6	9	3	4	1	2	4	4	16	9	5	0	1	35
TERRELL, Christian-g	7	14	3	7	0	0	1	2	17	1	0	0	0	30
REID, Reggie	0	0	0	0	0	0	1	0	2	3	0	0	0	6
TUCKER, Rayjon	4	4	0	0	1	4	1	3	9	0	0	0	0	20
MICKLE, Kevin	1	1	0	0	0	0	3	1	2	0	0	0	0	5
SCOTT Jr, RaySean	1	3	0	1	0	0	2	4	2	0	1	1	0	7
NORELLI, Marc-Eddy	4	5	0	0	0	0	1	2	8	0	1	0	1	14
TEAM							4				1			
Totals.....	35	57	6	17	9	18	40	21	85	23	16	6	4	200

TOTAL FG%	1st Half: 19-33 57.6%	2nd Half: 16-24 66.7%	Game: 61.4%
3-Pt. FG%	1st Half: 2-9 22.2%	2nd Half: 4-8 50.0%	Game: 35.3%
F Throw %	1st Half: 2-4 50.0%	2nd Half: 7-14 50.0%	Game: 50.0%

HOME TEAM: Georgia Southern 4-4

Player	fg	fga	3fg	3fga	ft	fta	reb	pf	tp	a	to	blk	s	min
Glenn, Montae-f	3	6	0	0	2	4	7	2	8	0	0	0	0	24
O'Connell, Shawn-f	0	2	0	1	0	0	1	1	0	0	1	2	1	11
Hughes, Mike-g	2	12	0	6	7	7	4	2	11	2	0	0	1	34
Smith, Ike-g	10	16	0	0	3	4	5	0	23	3	2	1	2	31
Brown, Tookie-g	8	14	2	4	3	3	2	4	21	3	3	0	4	34
Boykins, Devonte	0	0	0	0	1	2	2	2	1	0	1	0	0	9
Gladden, B.J.	4	7	1	3	3	7	0	1	12	0	0	0	0	22
Allsmiller, Jake	2	6	2	6	0	0	1	6	0	0	2	19		
Simmons, Coye	0	0	0	0	0	0	3	3	0	0	2	0	1	16
TEAM							2							
Totals.....	29	63	5	20	19	27	26	16	82	8	9	3	11	200

TOTAL FG%	1st Half: 11-30 36.7%	2nd Half: 18-33 54.5%	Game: 46.0%
3-Pt. FG%	1st Half: 2-14 14.3%	2nd Half: 3-6 50.0%	Game: 25.0%
F Throw %	1st Half: 9-13 69.2%	2nd Half: 10-14 71.4%	Game: 70.4%

Officials: Karl Hess, John Hampton, Nelson Santiago
Technical fouls: Florida Gulf Coast-None. Georgia Southern-None.
Attendance: 1519

Score by Periods	1st	2nd	Total
Florida Gulf Coast	42	43	85
Georgia Southern	33	49	82

Points in the paint-FGCU 56,GS 48. Points off turnovers-FGCU 14,GS 25. 2nd chance points-FGCU 14,GS 7. Fast break points-FGCU 14,GS 6. Bench points-FGCU 21,GS 19. Score tied-0 times. Lead changed-2 times. Last FG-FGCU 2nd-00:36, GS 2nd-00:00. Largest lead-FGCU by 17 2nd-12:24, GS by 1 1st-09:32. FGCU led for 38:43. GS led for 00:41. Game was tied for 00:36.

Game #9 - Minnesota 86, Georgia Southern 49 Dec. 9, 2016, Minneapolis, Minn. - Williams Arena

VISITORS: Georgia Southern 4-5

Player	fg	fga	3fg	3fga	ft	fta	reb	pf	tp	a	to	blk	s	min
Glenn, Montae-f	2	4	0	0	0	2	4	3	4	0	2	0	1	17
O'Connell, Shawn-f	2	3	0	0	2	2	4	2	6	0	0	1	2	19
Hughes, Mike-g	0	6	0	4	1	2	2	3	1	1	3	0	1	27
Smith, Ike-g	5	14	2	6	0	2	5	0	12	1	3	0	0	26
Brown, Tookie-g	2	10	0	5	0	1	3	0	4	9	4	1	1	35
Boykins, Devonte	0	4	0	3	0	0	3	4	0	2	1	0	0	17
Gladden, B.J.	1	5	1	2	2	2	2	4	5	0	1	0	0	12
Allsmiller, Jake	4	11	3	9	0	0	3	0	11	0	1	0	1	29
McRae, Aubrey	0	0	0	0	0	0	0	0	0	0	0	0	0	2
Simmons, Coye	2	3	0	0	2	2	7	2	6	0	0	0	2	16
TEAM							4							
Totals.....	18	60	6	29	7	13	37	18	49	13	15	2	8	200

TOTAL FG%	1st Half: 12-30 40.0%	2nd Half: 6-30 20.0%	Game: 30.0%
3-Pt. FG%	1st Half: 3-12 25.0%	2nd Half: 3-17 17.6%	Game: 20.7%
F Throw %	1st Half: 5-11 45.5%	2nd Half: 2-2 100%	Game: 53.8%

HOME TEAM: Minnesota 9-1

Player	fg	fga	3fg	3fga	ft	fta	reb	pf	tp	a	to	blk	s	min
Murphy, Jordan-f	3	7	1	2	1	2	6	1	8	1	3	0	0	24
Lynch, Reggie-c	5	6	0	0	2	2	6	2	10	0	4	1	19	
McBrayer, Dupree-g	6	15	2	6	4	5	5	1	18	5	0	0	3	30
Mason, Nate-g	5	12	4	8	0	0	6	1	14	9	2	1	5	31
Coffey, Amir-g	2	7	0	2	2	2	6	1	6	7	1	0	0	30
Springs, Akeem	6	12	4	8	0	0	1	1	16	0	0	0	0	25
Rudrud, Brady	0	0	0	0	0	0	0	0	0	0	0	0	0	2
Sharp, Stephon	0	0	0	0	0	0	0	0	0	0	1	0	0	2
Konate, Bakary	1	1	0	1	3	8	3	3	0	1	3	1	13	
Curry, Eric	2	3	0	0	0	5	3	4	0	1	1	0	8	
Gilbert, Ahmad	0	4	0	4	0	2	0	0	1	0	1	0	7	
Diedhiou, Gaston	0	1	0	0	0	2	0	0	0					